



2019-20 MEN'S BASKETBALL

9 NCAA TOURNAMENT APPEARANCES | 22 PROS IN COEN ERA | 142 CAA WINS SINCE 2006, BEST IN CAA

MBB CONTACT **SCOTT MacDONALD**

 S.MACDONALD@NORTHEASTERN.EDU

100th SEASON

 (919) 619-4137

Game

22

**NORTHEASTERN (11-10, 5-4 CAA)
WILLIAM & MARY (15-7, 7-2 CAA)**

THURSDAY, JAN. 30 | 7 P.M.
KAPLAN ARENA (8,600)

GENERAL INFORMATION

Northeastern University.....Founded in 1898
Location.....Boston, Mass.
Enrollment.....21,489
Nickname.....Huskies
Colors.....Red and Black
Conference.....Colonial Athletic Association (CAA)
Arena (Capacity).....Matthews Arena (5,066)
Year Opened.....1910
President.....Dr. Joseph Aoun (MIT, '81)
Director of Athletics.....Jeff Konya (Princeton, '95)

BASKETBALL HISTORY

First Year / Record.....1919-20 / 1,244-1,132 (.524)
NCAA Tournament.....9 Appearances (3-9 record)
CAA Titles (joined in 2005).....5
Last Regular Season / Tournament Title.....2018 / 2019

SCHEDULE

NOVEMBER

		EST (TV)
5	at Boston University	W, 72-67
8	HARVARD	W, 84-79
12	at UMass	L, 80-71
16	OLD DOMINION	L, 76-69
19	at Holy Cross	W, 101-44
25	vs. South Alabama - 1	L, 74-62
26	vs. Drake - 1	L, 59-56
27	vs. Weber State - 1	W, 79-69

DECEMBER

4	MAINE	W, 78-63
7	DAVIDSON	L, 70-63
17	at Eastern Michigan	L, 60-55
19	at Detroit Mercy	W, 74-61
28	at Towson *	W, 61-45
30	at James Madison *	W, 88-72

JANUARY

2	ELON *	W, 77-68
4	WILLIAM & MARY *	L, 66-64
9	HOFSTRA *	L, 74-72
16	at College of Charleston *	W, 79-76
18	at UNCW *	L, 76-74 (OT)
23	DREXEL *	W, 85-52
25	DELAWARE *	L, 76-74
30	at William & Mary *	7 p.m. (FLOHOOPS)

FEBRUARY

1	at Elon *	4 p.m. (FLOHOOPS)
8	at Hofstra *	4 p.m. (FLOHOOPS)
13	UNCW *	7 P.M. (NESN)
15	COLLEGE OF CHARLESTON *	NOON (FLOHOOPS)
20	at Delaware *	7 p.m. (FLOHOOPS)
22	at Drexel *	2 p.m. (FLOHOOPS)
27	JAMES MADISON *	8 P.M. (NESN+)

MARCH

1	TOWSON *	4 P.M. (CBS SPORTS)
7-10	at CAA tournament - 2	

1 = Gulf Coast Showcase, Estero, Fla. at Hertz Arena

2 = Washington, D.C.; **HOME**; * = CAA contest

MEDIA INFORMATION

BROADCAST: 7FLOHOOPS

TALENT: Jay Colley (PxP), Charlie Woollum (analyst)

BROADCAST:  104.9 FM | wrbb.org

TALENT: Milton Posner (PxP), Adam Doucette (analyst)

OFFICIALS: Dwayne Gladden, Lamar Simpson,

A.J. Desai

LIVE STATS: NUhuskies.com

BE SOCIAL:    @GoNUmbasketball

OPENING TIP

• Northeastern has dropped four conference games by a total of eight points; The Huskies are 1-5 this season (1-4 CAA) in one-possession games

• The Huskies are 8-0 this season when shooting 50 percent or better and 0-7 when their opponent shoots at least 50 percent

• Senior **Jordan Roland** checked in at No. 25 on the ESPN.com list of top players in the country through 1 month of the season after scoring an amazing 81 points in the first two games and a single-game school record 42 in a win over Harvard (11/8)

• **Roland** is averaging 30.4 points per game over his last five games and is just 10 points shy of reaching 1,000 in his Northeastern career in just 54 games played; He has 1,266 points in his four-year career

• Senior **Bolden Brace** became the 39th player in program history to reach 1,000 points in his career against Hofstra (1/9) and moved into 32nd on the all-time NU scoring list with 1,050 points

• Coach **Bill Coen** is No. 2 all-time in school history with 235 wins and currently has 157 CAA wins, one shy of tying former Drexel Coach Bruiser Flint (158) for second all-time in league history

ON THE HARDWOOD



VS.



HUSKIES

127
Bill Coen (14th)
235-207 (.532)
Same

NET RANKINGS

COACH
RECORD
AT SCHOOL

TRIBE

135
Dane Fischer (1st)
15-7 (.682)
Same

LEADERS (CAA Rank)

PTS Jordan Roland, 23.4 (1st) / Nathan Knight, 20.5 (3rd)
REB Bolden Brace, 6.3 (9th) / Nathan Knight, 10.4 (5th)
AST Tyson Walker, 3.6 (8th) / Bryce Barnes, 3.9 (5th)

INSIDE THE SERIES

OVERALL: 29th meeting, NU leads 15-13
FIRST MEETING: W, 84-69, Boston, Mass. (2/6/06)
AT KAPLAN ARENA: 3-9 (.250)
COEN vs. TRIBE: 14-13 (.519)
FISCHER vs. NU: 1-0 (1.000)
OT: 1-0
STREAK: Lost 1

LAST 10 MEETINGS (NU leads 6-4)

03/09/15	W	72-61	N	Royal Farms Arena (Md.)
01/09/16	L	78-60	A	Kaplan Arena
02/04/16	L	86-77	H	Matthews Arena
12/31/16	W	84-64	H	Matthews Arena
02/02/17	L	94-69	A	Kaplan Arena
01/18/18	W	90-70	A	Kaplan Arena
02/17/18	W	69-67	H	Matthews Arena
01/12/19	W	90-70	A	Kaplan Arena
02/07/19	W	72-60	H	Matthews Arena
01/04/20	L	66-64	H	Matthews Arena

Pronunciation guide

Max Boursiquot	BORE-seh-ko
Vito Ćubriilo	vee-toe coo-BREEL-oh
Greg Eboigbodin	ee-BOYG-boh-din
Quirin Emanga	Q-rin ee-MAIN-ga
Myles Franklin	Miles
Tomas Murphy	Thomas
Guillien Smith	Jillian

NORTHEASTERN PROBABLE STARTERS (based off last game)

Pos.	No.	Name	Ht./Wt.	Yr.	GP/GS	PPG	RPG	Notes
G	02	Tyson Walker	6-0/162	Fr.	21/21	11.6	2.0	32 pts vs. Elon (5th-most by a FR in NU history)
G	12	Jordan Roland	6-1/171	Sr.-R	21/21	23.4	3.5	3rd in NCAA in scoring; 152 pts over last 5 games (30.4)
G	20	Bolden Brace	6-6/225	Sr.	21/21	10.5	6.3	NU history; #5 in 3s made (211) & #32 in pts (1,050)
F	14	Max Boursiquot	6-5/211	Jr.-R	19/14	7.7	4.5	Career-high 18 pts vs. Delaware; Shooting 41% from 3
F	24	Shaquille Walters	6-6/190	Jr.	20/18	6.5	4.2	15 pts vs. William & Mary (1/4); Missed last gm w/illness

RESERVES

G	00	Jason Strong	6-8/217	So.-R	21/0	3.7	2.0	3-for-3 vs. Delaware; Career-best 10 pts/9 rebs at Detroit
G	01	Vito Ćubriilo	6-4/194	Fr.	6/0	0.0	0.0	Played on Croatia U18, U16 & U14 National Teams
F	10	Greg Eboigbodin	6-9/225	So.-R	19/5	3.2	5.1	4+ rebs in 13 of his last 15 games
G	13	Myles Franklin	6-4/170	Jr.	21/0	4.0	1.1	3-for-3 vs. Delaware, Career-high 2-for-2 from 3
G	21	Guillien Smith	6-1/200	Gr.	17/1	2.1	0.4	Made his 1st start vs. Delaware; 43% from 3 this year
G	22	Quirin Emanga	6-5/215	Fr.	14/0	0.9	1.1	Career-best 5 pts at Holy Cross (11/19)
F	32	Connor Braun	6-9/200	Fr.	0/0	0.0	0.0	No. 38 AZ player in HS per azcentral.com in 2019
F	33	Tomas Murphy	6-8/230	Jr.	4/4	9.3	2.8	Has not played since ODU (11/16) due to ankle injury

LAST GAME SUMMARY

DELAWARE 76, NORTHEASTERN 74

GAME 21 | Matthews Arena | Boston | Jan. 25

Jordan Roland scored a game-high 27 points and **Max Boursiquot** added a career-high 18 points as Northeastern dropped another tough CAA game to Delaware, 76-74, on Saturday inside Matthews Arena.

Tyson Walker finished with 11 points and six assists.

The Huskies had a chance to win the game in the closing seconds, but turned the ball over with 4 seconds remaining. Delaware made both free throws at the other end to extend the lead to three, and fouled Walker with under 1 second left before he could get a 3-pointer off to try and tie the game.

UD's Nate Darling led all scorers with 34 points.

LAST BOX SCORE

VISITORS: Delaware (15-7, 5-4 CAA)

	POS	MINS	FG	3FG	FT	REBS	PF	A	B	S	TP
01 Dylan Painter	F	18	3-3	0-0	0-0	5	2	0	0	1	6
25 Justyn Mutts	F	36	3-6	0-1	0-1	8	4	1	0	1	6
00 Ryan Allen	G	36	3-10	2-9	2-2	3	1	3	0	1	10
01 Kevin Anderson	G	34	4-5	0-1	4-6	7	4	6	0	2	12
03 Nate Darling	G	39	11-19	3-9	9-11	4	2	0	0	0	34
10 Johnny McCoy		10	2-4	1-2	0-0	1	1	0	0	0	5
22 Jacob Cushing		17	1-2	1-2	0-0	0	1	1	1	0	3
33 Collin Goss		10	0-0	0-0	0-0	0	1	1	1	0	0
TOTALS			27-49	7-24	15-20	30	16	11	2	6	76

1st FG%: 12-27 (44.4%)	2nd FG%: 15-22 (68.2%)	FG%: 27-49 (55.1%)
1st 3FG%: 3-14 (21.4%)	2nd 3FG%: 4-10 (40%)	3FG%: 7-24 (29.2%)
1st FT%: 2-3 (66.7%)	2nd FT%: 13-17 (76.5%)	FT%: 15-20 (75%)

HOME: Northeastern (11-10, 5-4 CAA)

	POS	MINS	FG	3FG	FT	REBS	PF	A	B	S	TP
14 Max Boursiquot	F	32	7-11	0-2	4-4	6	2	0	0	0	18
02 Tyson Walker	G	39	4-12	1-4	2-3	3	4	6	0	3	11
12 Jordan Roland	G	37	9-20	4-10	5-5	3	0	2	0	2	27
20 Bolden Brace	G	28	0-4	0-3	2-3	3	3	1	0	1	2
21 Guillen Smith	G	21	0-0	0-0	0-0	1	2	0	0	1	0
00 Jason Strong		12	3-3	0-0	0-0	2	4	2	0	0	6
10 Greg Eboigbodin		8	1-1	0-0	0-0	4	2	0	0	0	2
13 Myles Franklin		21	3-3	2-2	0-0	0	2	2	0	1	8
22 Quirin Emanga		2	0-1	0-0	0-0	0	0	0	0	0	0
TOTALS			27-55	7-21	13-15	23	19	13	0	8	74

1st FG%: 16-28 (57.1%)	2nd FG%: 11-27 (40.7%)	FG%: 27-55 (49.1%)
1st 3FG%: 5-11 (45.5%)	2nd 3FG%: 2-10 (20%)	3FG%: 7-21 (33.3%)
1st FT%: 5-5 (100%)	2nd FT%: 8-10 (80%)	FT%: 13-15 (86.7%)

Officials: Matt Lavigne, Matt Dorn, Greg Moyer

Technical Fouls:

Attendance: 1017

Score by Periods	1st	2nd	Total
Delaware	29	47	76
Northeastern	42	32	74

LAST 5 GAMES | STATS


Northeastern (2-3)

	GP/GS	MIN	FG	FG%	3FG	3FG%	A	TP	AVG
12 Jordan Roland	5/5	36.2	53-101	.525	25-48	.521	7	152	30.4
20 Bolden Brace	5/5	33.2	20-35	.571	8-20	.400	11	57	11.4
2 Tyson Walker	5/5	35.0	20-54	.370	4-18	.222	20	52	10.4
14 Max Boursiquot	5/5	22.2	17-33	.515	0-5	.000	4	38	7.6
00 Jason Strong	5/0	12.6	8-14	.571	0-1	.000	6	20	4.0
24 Shaq Walters	4/4	20.3	6-13	.462	1-4	.250	7	15	3.8
21 Guillen Smith	5/1	17.0	7-16	.438	4-10	.400	4	18	3.6
13 Myles Franklin	5/0	16.2	7-14	.500	3-7	.429	4	18	3.6
10 Greg Eboigbodin	5/0	13.4	3-9	.333	0-0	.000	3	14	2.8
22 Quirin Emanga	2/0	5.5	0-2	.000	0-0	.000	1	0	0.0
01 Vito Cubrilo	1/0	4.0	0-0	.000	0-0	.000	0	0	0.0
TEAM			141-291	.485	45-113	.398	67	384	76.8



00 | F JASON STRONG **6-8, 217 | SO.-R | COCONUT CREEK, FLA.**
CAREER: 60 GP / 3 GS | 2.9 PPG, 1.5 RPG, 0.4 APG **MAJOR:** BUSINESS ADMINISTRATION
SEASON: 21 GP / 0 GS | 3.7 PPG, 2.0 RPG, 0.6 APG **HIGHS:** 18 pts, 9 rebs, 3 asts

Made all 3 shots vs. Delaware (1/25) ... Went 4-for-4 from the FT line vs. Drexel (1/23) ... Grabbed a career-best 9 rebs at Detroit Mercy (12/19) to go with 10 pts ... Set a new career-high with 18 pts at Holy Cross (11/19) ... Shooting 47% from 3 this season



1 | G VITO CUBRILLO **6-4, 194 | FR. | ZAGREB, CROATIA**
CAREER: First Season **MAJOR:** UNDECIDED
SEASON: 6 GP / 0 GS | 0.0 PPG, 0.0 RPG, 0.2 APG **HIGHS:** 0 pts, 0 rebs, 1 asts, 0 3-ptrs

Played in 6 games this season ... Born and raised in Croatia ... Member of the U14, U16 and U18 Croatian National Teams ... Helped his squad to U14 and U16 national titles



2 | G TYSON WALKER **6-0, 162 | FR. | WESTBURY, N.Y.**
CAREER: First Season **MAJOR:** GENERAL STUDIES
SEASON: 21 GP / 21 GS | 11.6 PPG, 2.0 RPG, 3.6 APG **HIGHS:** 32 pts, 5 rebs, 6 asts, 4 3-ptrs

Four-time CAA Rookie of the Week (11/11, 11/25, 12/31, 1/6) ... Career-high 32 pts vs. Elon (1/2), making 4-of-7 from long range ... First 20-pt game vs. South Alabama (1/25) ... Reached double-figures in 7 of 9 CAA games this season ... Scoring 14.0 per game in league play



10 | F GREG EBOIGBODIN **6-9, 225 | SO.-R | BENIN CITY, NIGERIA**
CAREER: 49 GP / 7 GS | 2.6 PPG, 3.4 RPG, 0.3 BPG **MAJOR:** COMMUNICATION STUDIES
SEASON: 19 GP / 5 GS | 3.2 PPG, 5.1 RPG, 0.8 APG **HIGHS:** 13 pts, 9 rebs, 3 asts, 3 blks

Grabbed 11 boards in first two CAA games at Towson (12/28) and JMU (12/30) ... Scored a career-high 13 pts vs. Weber State (11/27) ... Grabbed a career-best 9 rebs vs. South Alabama (1/25) ... Made his first 19 FTs of the season, now 19-for-21 ... Transfer from Illinois before last season and sat out



12 | G JORDAN ROLAND **6-1, 171 | SR. | SYRACUSE, N.Y.**
CAREER: 125 GP / 56 GS | 10.1 PPG, 1.9 RPG, 1.2 APG **MAJOR:** CORP./ORG. COMMUNICATIONS
SEASON: 21 GP / 21 GS | 23.3 PPG, 3.5 RPG, 1.8 APG **HIGHS:** 42 pts, 7 rebs, 8 3-ptrs

5 straight games of 25+ pts ... Set school record with 42 pts vs. Harvard (11/8) ... Scored 39 pts in opener at BU (11/5) ... Trask Coliseum record 38 pts at UNCW (1/18) ... Leads CAA w/5 30-pt games ... 1,266 career points (990 at NU)




13 | G MYLES FRANKLIN **6-4, 170 | JR. | BREA, CALIF.**
CAREER: 65 GP / 1 GS | 2.3 PPG, 0.8 RPG, 0.8 APG **MAJOR:** PSYCHOLOGY
SEASON: 21 GP / 0 GS | 4.0 PPG, 1.1 RPG, 1.3 APG **HIGHS:** 10 pts, 6 rebs, 5 asts, 2 stls

6-for-6 from the floor in his last 2 games vs. Drexel and Delaware ... Grabbed a career-high 6 boards at EMU (12/17) ... Career-high 10 pts and 5 steals at Holy Cross (11/19) ... Career-best 6-for-8 from the FT line vs. Drake (11/26)



14 | F MAXIME BOURSQUOT **6-5, 211 | JR.-R | OTTAWA, ONTARIO**
CAREER: 83 GP / 48 GS | 6.3 PPG, 4.1 RPG, 1.1 APG **MAJOR:** BIOLOGY
SEASON: 19 GP / 14 GS | 7.7 PPG, 4.5 RPG, 1.0 APG **HIGHS:** 18 pts, 13 rebs, 5 asts

Career-high 18 pts vs. Delaware (1/25) on 7-of-11 shooting ... Consecutive double-doubles (10 pts, 10 rebs) at Detroit (12/19) and EMU (12/17) ... Shooting 41% from 3 this season ... Reached double-figures 7 times, 1 shy of personal-best for a season




20 | G BOLDEN BRACE **6-6, 225 | SR. | SANTA BARBARA, CALIF.**
CAREER: 119 GP / 70 GS | 8.8 PPG, 5.0 RPG, 2.2 APG **MAJOR:** PROJECT MANAGEMENT
SEASON: 21 GP / 21 GS | 10.5 PPG, 6.3 RPG, 2.2 APG **HIGHS:** 40 pts, 14 rebs, 9 asts, 10 3-ptrs

No. 5 in program history w/211 3-pointers ... Near triple-double at JMU (12/30) w/16 pts, 8 rebs, 8 asts ... Back-to-Back double-doubles vs. Hofstra (18 pts, 10 rebs) and at Charleston (19 pts, 11 rebs) ... No. 32 on NU all-time scoring list with 1,050 pts (39th player to reach 1,000)



21 | G GUILLEN SMITH **6-1, 200 | SR.-G | BOSTON, MASS.**
CAREER: 92 GP / 45 GS | 6.5 PPG, 2.0 RPG, 1.0 APG **MAJOR:** INTERNATIONAL BUSINESS
SEASON: 17 GP / 1 GS | 2.1 PPG, 0.4 RPG, 0.5 APG **HIGHS:** 29 pts, 6 rebs, 5 asts

Season-high 8 pts at UNCW (1/18) ... Made 2-of-2 from 3 at Detroit (12/19) ... Went 2-for-4 from long range at EMU (12/17) ... Shooting 43% from 3 this season ... Graduate Transfer from Dartmouth where he made 44 starts in 75 games




22 | F QUIRIN EMANGA **6-5, 215 | FR. | NECKAR, GERMANY**
CAREER: First Season **MAJOR:** GENERAL STUDIES
SEASON: 14 GP / 0 GS | 0.9 PPG, 1.1 RPG, 0.1 APG **HIGHS:** 5 pts, 5 rebs, 1 asts, 1 3-ptr

2-for-5 from the floor in CAA play, and 1-for-2 from 3 (.500) ... Blocked a career-best 2 shots vs. Elon (1/2) ... Posted season-high 5 pts and 5 rebs at Holy Cross (11/19) ... Won German National Championship in 2015 & 3x3 National Title in 2018.




24 | F SHAQUILLE WALTERS **6-6, 190 | JR. | LONDON, ENGLAND**
CAREER: 51 GP / 18 GS | 4.4 PPG, 2.6 RPG, 1.0 APG **MAJOR:** COMMUNICATIONS
SEASON: 20 GP / 18 GS | 6.5 PPG, 4.2 RPG, 1.5 APG **HIGHS:** 20 pts, 12 rebs, 6 asts, 3 stls

Handed out career-best 6 assists vs. Hofstra (1/9) ... Scored 12 pts in the 2nd half vs. William & Mary (1/4) and finished with season-best 15 ... Had a career night at JMU (12/30), tallying double-double with 12 pts, 12 rebs, 4 asts and 3 stls



32 | F CONNOR BRAUN **6-9, 200 | FR. | TEMPE, ARIZ.**
CAREER: First Season **MAJOR:** BUSINESS ADMINISTRATION
SEASON: 0 GP / 0 GS | 0.0 PPG, 0.0 RPG, 0.0 APG **HIGHS:** 0 pts, 0 rebs, 0 asts, 0 3-ptrs

Named All-Region first team after averaging 14.0 points, 10.0 rebounds and 1.0 block per game as a senior in high school ... Led team to a state title in Arizona



33 | F TOMAS MURPHY **6-8, 230 | JR. | WAKEFIELD, R.I.**
CAREER: 68 GP / 12 GS | 7.4 PPG, 2.9 RPG, 0.9 APG **MAJOR:** PSYCHOLOGY
SEASON: 4 GP / 4 GS | 9.3 PPG, 2.8 RPG, 1.5 APG **HIGHS:** 21 pts, 12 rebs, 7 assts

Has not played since ODU (11/16) due to ankle injury ... Made a career-best 9 field goals and scored 18 pts at UMass (11/12) ... Played for Finnish National Team in the U20 European Championships in the summer of 2016

HUSKIES BY THE NUMBERS ...

1

The Huskies have held the best RPI ranking of any New England school over the last two years (2017-19).

2

Head Coach **Bill Coen** ranks 2nd all-time in program history with 235 wins. Jim Calhoun (1972-86) holds the record with 250 career wins.

2

CAA wins needed by **Bill Coen** to move ahead of Bruiser Flint for second all-time in CAA history for wins (postseason+regular season).

9

The Huskies made their 9th NCAA tournament appearance in 2019 after winning the CAA tournament.

39

Number of 1,000 point scorers in program history, 33rd-best in the NCAA.

42

Jordan Roland's 42 points set a new single-game school record in a win over Harvard in the home opener at Matthews Arena.

83

Conference wins over the last 7-plus years, most by any CAA school.

99

Jordan Roland set a new all-time single-season school record in 3-pointers made last season.

100

Men's Basketball seasons at Northeastern University.

207

Consecutive games that Northeastern has connected on a 3-pointer, dating back to the 2013-14 season.

1,000

Jordan Roland has 1,266 career points and 990 at NU, while **Bolden Brace** has 1,050 career points.

1,244

All-time wins in Northeastern men's basketball history. This marks the 100th season for the Huskies.

A WIN ON THURSDAY NIGHT WOULD ...

- Give the Huskies a season split with William & Mary
- Improve Northeastern's road record to 7-3 and 4-1 in CAA play
- Increase the Huskies' record to 5-1 against the Tribe in the last six games
- Give head coach **Bill Coen** 158 CAA wins, tying him for second all-time with former Drexel Coach Bruiser Flint

A LOSS ON THURSDAY NIGHT WOULD ...

- Be the first season sweep for the Tribe over NU since the 2015-16 season
- Even NU's league record to 5-5
- Make the all-time series record 15-14 in favor of the Huskies
- Be the second straight loss for the Huskies on the road after winning four straight

KEEP ROLAND!

- Redshirt senior **Jordan Roland** is one of the top scorers in the country and leads the CAA with 23.4 points per game (#3 in NCAA)
- He led the country in scoring over the first month of the season, and has remained inside the top 15 all season long
- **Roland** has scored 20 or more points in 13 of 21 games this year and leads the CAA with five 30-point games
- He has a team-best 52 career double-digit scoring games
- Roland had a string of 28 straight games with at least one 3-pointer made snapped at Towson (12/28/19), finishing 0-for-5 (He made a shot with his foot on the line in the first half)

NCAA Scoring Leaders

Rk.	Name	PPG	FG%
1.	Markus Howard, Marquette	28.3	.415
2.	Jhivvan Jackson, UTSA	26.3	.420
3.	Jordan Roland, Northeastern	23.4	.499
4.	Antoine Davis, Detroit Mercy	23.3	.353
5.	Luke Garza, Iowa	23.2	.561

BO REACHES 1,000 POINTS

- **Bolden Brace** became the 39th player in program history to reach 1,000 points for their career, scoring 18 vs. Hofstra last Thursday night (1/9), adding 10 rebounds to record his second double-double of the season
- **Brace** hails from Santa Barbara, Calif. and ranks No. 5 all-time in 3-pointers made (211) and No. 32 in total points (1,050)
- He leads the team with three double-doubles this season and 12 for his career, ranking No. 9 in the CAA with 6.3 rebounds per game; He is third in three-point FG percentage (.443) and 15th in assists per game (2.2)

TOP FRESHMAN PERFORMANCES IN PROGRAM HISTORY

- **Tyson Walker** put on one of the best performances in any single game in Northeastern history with his 32-point performance against Elon (1/2/20)

Top Freshman Performances over the last 100 years

1.	40 by Bolden Brace vs. Elon	2/23/17	Matthews Arena
----	-----------------------------	---------	----------------



CAA STANDINGS

THROUGH JAN. 29, 2020

	CONFERENCE			OVERALL			
	W-L-T	PCT	Last 5	W-L-T	PCT	Last 10	STRK
1. William & Mary	7-2	.778	3-2	15-7	.682	7-3	L1
2. Charleston	6-3	.667	2-3	12-9	.571	7-3	L1
Hofstra	6-3	.667	3-2	15-7	.682	7-3	W1
Towson	6-3	.667	5-0	12-9	.571	7-3	W6
5. Northeastern	5-4	.556	2-3	11-10	.524	6-4	L1
Delaware	5-4	.556	3-2	15-7	.682	5-5	W3
Drexel	5-4	.556	3-2	12-10	.545	6-4	L2
8. Elon	2-7	.222	2-3	6-16	.273	2-8	W1
UNCW	2-7	.222	2-3	7-15	.318	2-8	W2
10. James Madison	1-8	.111	0-5	8-12	.400	2-8	L6

NORTHEASTERN'S RECORD WHEN ...

home	4-5
away	6-3
neutral	1-2
overtime	0-1
games decided by 3 pts or less	1-5
games decided by 4-5 pts	2-1
games decided by 6-10 pts	2-3
games decided by 11-19 pts	4-1
games decided by 20+ pts	2-0
vs. Top 25	0-0
vs. Top 10	0-0
vs. Mid-Major Top 25	1-1
vs. Power 5 opponents	0-0
scoring first	6-2
leading at the half	9-4
tied at the half	0-0
trailing at the half	2-6
leading with 10 mins remaining	10-2
tied with 10 mins remaining	0-0
trailing with 10 mins remaining	1-8
leading with 5 mins remaining	9-3
tied with 5 mins remaining	0-1
trailing with 5 mins remaining	1-6
NU shoots 50% or better	8-0
NU shoots less than 50%	3-10
NU shoots better than opponent	11-2
NU shoots the same as opponent	0-0
NU shoots worse than opponent	0-8
Opponent shoots 50% or better	0-7
Opponent shoots less than 50%	11-3
NU outrebounds opponent	8-3
Opponent outrebounds NU	3-7
NU equals opponent in rebs	0-0
NU shoots 80% or better from FT line	7-7
NU has more FT attempts	5-4
Opponent has more FT attempts	6-6
NU equals opponent in FT attempts	0-0
NU shoots 40% or better from 3	7-2
NU has less turnovers than opponent	6-3
NU has more turnovers than opponent	4-5
NU equals opponent in turnovers	1-2
NU scores 100+ pts	1-0
NU scores 90-99 pts	0-0
NU scores 80-89 pts	3-0
NU scores 70-79 pts	6-4
NU scores 60-69 pts	1-4
NU scores 50-59	0-2
NU scores less than 50 pts	1-0
Opponent scores 100+ pts	0-0
Opponent scores 90-99 pts	0-0
Opponent scores 80-89 pts	0-1
Opponent scores 70-79 pts	3-6
Opponent scores 60-69 pts	5-2
Opponent scores 50-59	1-1
Opponent scores less than 50 pts	2-0
On Monday	1-1
On Tuesday	2-3
On Wednesday	2-0
On Thursday	4-1
On Friday	1-0
On Saturday	1-5
On Sunday	0-0
In November	4-4
In December	4-2
In January	3-4
In February	0-0
In March	0-0
On National TV (ESPN, ESPN2, CBS Sports)	0-1
On NESN or NESN+	4-4
On FLOHOOPS	6-6
Miscellaneous	
Current Streak	Lost 1
Home court streak	Lost 1
Neutral court streak	Won 1
Road Streak	Lost 1
All-Time Record 100th Season	1,244-1,132 (.524)

2.	39 by Malcom Henry vs. AIC	2/2/45	Boston YMCA
3.	38 by J.J. Barea vs. Maine	3/9/03	Walter Brown Arena
	38 by Reggie Lewis vs. Canisius	2/5/85	Matthews Arena
5.	32 by Tyson Walker vs. Elon	1/2/20	Matthews Arena

COEN CLIMBING NORTHEASTERN AND CAA RECORD BOOKS

• Fourteenth-year head coach **Bill Coen** is currently No. 2 all-time in Northeastern history with 235 wins, and No. 3 all-time in the CAA with 157 wins in league and postseason play

Winningest Northeastern Coaches

1.	Jim Calhoun, 14 seasons	1972-86	250
2.	Bill Coen, 14th season	2007-Present	235
3.	Dick Dukeshire, 13 seasons	1958-71	204

Winningest CAA Coaches

1.	Jim Larranaga, George Mason	1998-11	183
2.	Bruiser Flint, Drexel	2002-16	158
3.	Bill Coen, Northeastern	2007-Present	157
4.	Blaine Taylor, Old Dominion	2002-13	148
5.	Tony Shaver, William & Mary	2004-Present	137
6.	Dick Tarrant, Richmond	1982-93	106
7.	Tom Pecora, Hofstra	2002-10	98
	Charles “Lefty” Driesell, JMU	1988-97	98
9.	Jerry Wainwright, UNCW	1995-2002	
10.	Monte’ Ross, Delaware	2007-16	86

WALKER OFF AND RUNNING

- Freshman point guard **Tyson Walker** has earned a league-best CAA Rookie of the Week honors four times (Nov. 11, Nov. 25, Dec. 31, Jan. 6)
- A native of Westbury, N.Y., **Walker** is No. 8 in the CAA by handing out 3.6 assists per game
- He has reached double-figures in 7 of 8 league games (14.0 ppg)
- Walker leads all freshman in the league in scoring (11.6), field goal percentage (.468), assists (75), steals (35) and assist/turnover ratio (1.6)

20 POINTS OR LESS

- On two occasions, the Huskies have held their opponents to less than 20 points in the first half this season
- In the league opener at Towson (12/28), Northeastern held the Tigers to 17 points on 8-of-26 shooting (31%) and 1-of-8 (13%) from 3
- On Thursday night, Northeastern limited Drexel to 24 percent shooting (5-for-21) in the opening 20 minutes, building a 32-point lead at the half, 49-17

Date	Opponent	NU starting lineup (Pos. 1-5)	Lineup Record	Pts	% of Offense	W/L
N5	Boston U.	Walker, Roland, Brace, Boursiquot, Murphy	1-0	70	97%	W
N8	HARVARD	Walker, Roland, Brace, Walters, Murphy	1-0	72	86%	W
N12	UMass	Walker, Roland, Brace, Walters, Murphy	1-1	63	89%	L
N16	OLD DOMINION	Walker, Roland, Brace, Boursiquot, Murphy	1-1	60	87%	L
N19	Holy Cross	Walker, Roland, Brace, Walters, Eboigbodin	1-0	57	56%	W
N25	vs. South Alabama	Walker, Roland, Brace, Walters, Eboigbodin	1-1	47	76%	L
N26	vs. Drake	Walker, Roland, Brace, Walters, Eboigbodin	1-2	37	66%	L
N27	vs. Weber State	Walker, Roland, Brace, Walters, Eboigbodin	2-2	71	90%	W
D4	MAINE	Walker, Roland, Brace, Walters, Eboigbodin	3-2	63	81%	W
D7	DAVIDSON	Walker, Roland, Brace, Boursiquot, Walters	0-1	60	95%	L
17	Eastern Michigan	Walker, Roland, Brace, Boursiquot, Walters	0-2	43	78%	L
19	Detroit Mercy	Walker, Roland, Brace, Boursiquot, Walters	1-2	52	70%	W
28	Towson*	Walker, Roland, Brace, Boursiquot, Walters	2-2	54	89%	W
30	James Madison*	Walker, Roland, Brace, Boursiquot, Walters	3-2	78	89%	W
J2	ELON*	Walker, Roland, Brace, Boursiquot, Walters	4-2	72	94%	W
J4	WILLIAM & MARY*	Walker, Roland, Brace, Boursiquot, Walters	4-3	60	94%	L
J9	HOFSTRA*	Walker, Roland, Brace, Boursiquot, Walters	4-4	64	89%	L
J16	Charleston*	Walker, Roland, Brace, Boursiquot, Walters	5-4	65	82%	W
J18	at UNCW*	Walker, Roland, Brace, Boursiquot, Walters	5-5	68	92%	L
J23	DREXEL*	Walker, Roland, Brace, Boursiquot, Walters	6-5	59	69%	W
J25	DELAWARE*	Walker, Roland, Brace, Smith, Boursiquot	0-1	58	78%	L
J30	William & Mary*					
F1	Elon*					
F8	Hofstra*					
F13	UNCW*					
F15	CHARLESTON*					
F20	Delaware*					
F22	Drexel*					
F27	JAMES MADISON*					
M1	TOWSON*					

NORTHEASTERN'S RECORD WHEN ...

Leading Scorer

Tyson Walker	2-1	.667
Jordan Roland	8-7	.533
Bolden Brace	1-2	.333
Shaquille Walters	0-1	.000

Leading Rebounder

Jordan Roland	2-0	1.000
Shaquille Walters	2-1	.667
Bolden Brace	3-2	.600
Maxime Boursiquot	2-4	.333
Greg Eboigbodin	2-3	.400

Double-Figure Points

Jason Strong	2-0	1.000
Bolden Brace	7-3	.700
Maxime Boursiquot	4-3	.571
Jordan Roland	10-8	.556
Tyson Walker	7-6	.538
Greg Eboigbodin	1-1	.500
Shaquille Walters	1-2	.333
Tomas Murphy	0-1	.000

Double-Figure Rebounds

Shaquille Walters	1-0	1.000
Max Boursiquot	1-1	.500
Bolden Brace	0-2	.000

Double-Figure Assists

Double-Doubles

Shaquille Walters	1-0	1.000
Max Boursiquot	1-1	.500
Bolden Brace	1-2	.333

** In event of a tie for high-scorer-rebounder, both players are credited

NORTHEASTERN'S INDIVIDUAL LEADERS

Consecutive Double-Figure Points

Jordan Roland	6
---------------	---

Double-Figure Games

	Career	'19-20
Jordan Roland	52	18
Bolden Brace	47	10
Tomas Murphy	21	1
Maxime Boursiquot	20	7
Tyson Walker	13	13
Jason Strong	5	2
Greg Eboigbodin	3	2
Shaquille Walters	4	3
Myles Franklin	1	1

20 or more points

	Career	'19-20
Jordan Roland	21	12
Bolden Brace	6	2
Tomas Murphy	3	-
Tyson Walker	2	2

30 or more points

	Career	'19-20
Jordan Roland	6	5
Bolden Brace	1	-
Tyson Walker	1	1

40 or more points

	Career	'19-20
Bolden Brace	1	-
Jordan Roland	1	1

Double-Figure Rebounds

	Career	'19-20
Bolden Brace	13	3
Maxime Boursiquot	4	2
Tomas Murphy	2	-
Shaquille Walters	1	1

LARGEST MARGIN OF VICTORIES FOR THE HUSKIES IN CAA PLAY

• The Huskies defeated Drexel by 33 points, which was the third-best margin of victory since joining the CAA in 2005

Rk.	Margin of Victory	Date	Score	Place
1.	36 pts vs. Delaware	1/5/17	90-54	Matthews Arena
2.	34 pts vs. Drexel	1/9/08	79-45	Matthews Arena
3.	33 pts vs. Drexel	1/23/20	85-52	Matthews Arena
4.	32 pts vs. Delaware	1/7/16	88-56	Matthews Arena
5.	27 pts vs. UNCW	3/5/18	79-52	Charleston Coliseum
6.	26 pts vs. Georgia State	1/5/06	89-63	Matthews Arena
7.	25 pts vs. George Mason	1/7/10	71-46	Matthews Arena
	25 pts vs. Towson	1/20/10	73-48	Towson Center Arena
9.	24 pts vs. Delaware	3/4/18	74-50	Charleston Coliseum
	24 pts vs. Drexel	3/2/19	90-66	DAC

ESPN.COM NAMES ROLAND NO. 25 ON TOP PLAYERS IN THE COUNTRY

• On Dec. 12th, ESPN.com released its top 25 players in the country through the first month of the season, and senior **Jordan Roland** checked in at No. 25

• Roland is 1 of 3 mid-major players on the list, joining Dayton's Obi Toppin and Butler's Kamar Baldwin

HOLDING OPPONENTS UNDER 50 POINTS UNDER BILL COEN

• The Huskies held Towson to 17 first-half points and 1-of-11 (9.1%) from behind the arc to open CAA play (12/28/19)

• This was the fifth time Northeastern has held Towson under 50 points in the series as the Tigers finished with 45

• The Huskies have held two opponents under 50 this season, Holy Cross (11/19) scored 44 points and Towson (12/28)

• In the **Bill Coen** era, the Huskies have held opponents under 50 points on 28 occasions

Rk.	Points	Date	1st-2nd	Place
1.	40 by Drexel	02/02/08	15-25	Philadelphia, Pa.
2.	41 by New Hampshire	12/18/06	15-26	Boston, Mass.
3.	42 by Old Dominion	01/24/09	24-18	Norfolk, Va.
	42 by William & Mary	02/09/08	15-27	Boston, Mass.
	42 by Indiana	12/22/08	18-24	Bloomington, Ind.
6.	44 by Holy Cross	11/19/19	23-21	Worcester, Mass.
	44 by Towson	02/11/16	22-22	Towson, Md.
	44 by Navy	11/22/14	23-21	Uncasville, Conn.
	44 by Charleston	02/15/14	18-26	Charleston, S.C.
	44 by William & Mary	01/03/09	22-22	Boston, Mass.
11.	45 by Towson	12/28/19	17-28	Towson, Md.
	45 by Drexel	01/09/08	19-26	Philadelphia, Pa.
13.	46 by George Mason	01/07/10	22-24	Boston, Mass.
	46 by Drexel	02/25/09	25-21	Philadelphia, Pa.
15.	47 by William & Mary	03/07/10	31-16	Richmond, Va.
	47 by Delaware	01/15/09	25-22	Newark, Del.
17.	48 by Fairfield	11/29/14	16-32	Boston, Mass.
	48 by Towson	01/02/12	23-25	Towson, Md.
	48 by George Mason	02/27/10	20-28	Fairfax, Va.
	48 by Towson	01/20/10	24-24	Towson, Md.
21.	49 by Wentworth	11/12/17	21-28	Boston, Mass.
	49 by Towson	01/10/15	26-23	Towson, Md.
	49 by James Madison	01/29/14	24-25	Boston, Mass.
	49 by William & Mary	03/02/12	22-27	Richmond, Va.
	49 by Old Dominion	01/05/11	26-23	Norfolk, Va.
	49 by Drexel	12/05/09	25-24	Philadelphia, Pa.
	49 by Holy Cross	11/22/08	25-24	Boston, Mass.
	49 by Delaware	01/30/08	23-26	Newark, Del.

DOUBLE-TROUBLE

• Junior **Shaquille Walters** earned his first-ever double-double at JMU (12/30) last Monday night, finishing with 12 points and a career-high 12 rebounds

• Junior **Max Boursiquot** recorded his second and third double-doubles during the Detroit two-game swing at Eastern Michigan (12/17) and Detroit Mercy (12/19)

• Boursiquot tallied 10 points and 10 rebounds against the Eagles and the Titans

• Senior **Bolden Brace** leads the team with 12 career double-doubles, including consecutive ones vs. Hofstra (1/9) and at Charleston (1/16)

CollegInsider.com Top 25 Mid-Major Poll

1.	Gonzaga (31)	21-1	775	1	West Coast
2.	Saint Mary's	18-4	702	5	West Coast
3.	Yale	14-4	696	4	Ivy League
4.	East Tennessee St.	18-3	665	6	Southern
5.	Northern Iowa	17-3	664	3	Missouri Valley
6.	UNC Greensboro	16-5	572	7	Southern
7.	Liberty	19-3	568	2	A-Sun
8.	Furman	17-5	559	8	Southern
9.	Stephen F. Austin	17-3	500	9	Southland
10.	Wright State	18-4	471	10	Horizon League
11.	Harvard	13-4	449	13	Ivy League
12.	Akron	16-4	447	16	Mid-American
13.	BYU	15-7	377	11	West Coast
14.	New Mexico State	15-6	315	18	WAC
15.	Colgate	16-5	298	17	Patriot
16.	Kent State	14-6	262	12	Mid-American
17.	Santa Clara	17-5	253	14	West Coast
18.	Bowling Green	15-5	242	21	Mid-American
19.	Murray State	15-5	24	NR	Ohio Valley
20.	Vermont	15-6	194	25	America East
21.	Austin Peay	14-7	188	NR	Ohio Valley
22.	San Francisco	15-7	95	19	West Coast
23.	William & Mary	15-7	93	22	CAA
24.	Winthrop	14-7	61	NR	Big South
25.	Little Rock	15-7	55	NR	Sun Belt

OTHERS RECEIVING VOTES: Loyola 54, Belmont 53, Georgia State 42, Bradley 38, Northern Colorado 27, Pacific 18, South Dakota State 17, Drake 15, Northern Kentucky 15, Delaware 12, Towson 10, Wofford 8, Ball State 7, Hawaii 5, Hofstra 5, Oral Roberts 5, Toledo 5, Arkansas State 4, Montana 1, North Florida 1, Southern Illinois 1, Stony Brook 1.

NCAA Career Active Leaders

Points					
1.	Markus Howard, Marquette	Sr.	G	118 GP	2,492
116.	Jordan Roland, Northeastern	Sr.	G	125 GP	1,266
228.	Bolden Brace, Northeastern	Sr.	G	119 GP	1,050
Free Throw Percentage (Min. 110 free throws made)					
1.	DJ Vasilijevic, Maimi (FL)	Sr.	G	116 GP	112-123 .911
27.	Jordan Roland, Northeastern	Sr.	G	125 GP	180-209 .861
Rebounds					
1.	Nico Carvacho, Colorado St.	Sr.	C	122 GP	1,179
82.	Bolden Brace, Northeastern	Sr.	G	119 GP	597
3-pointers Made					
1.	Markus Howard, Marquette	Sr.	G	118 GP	393
47.	Jordan Roland, Northeastern	Sr.	G	125 GP	214
52.	Bolden Brace, Northeastern	Sr.	G	119 GP	211

Current players with double-doubles

Bolden Brace vs. Maine (11/20/16)	10 pts, 10 rebs
Bolden Brace at Hofstra (1/25/18)	14 pts, 10 rebs
Bolden Brace vs. Towson (2/22/18)	10 pts, 11 rebs
Bolden Brace vs. Delaware (12/30/18)	18 pts, 10 rebs
Bolden Brace vs. Charleston (1/17/19)	14 pts, 10 rebs
Bolden Brace vs. Hofstra (2/2/19)	11 pts, 10 rebs
Bolden Brace vs. Elon (2/9/19)	20 pts, 14 rebs
Bolden Brace at Charleston (2/16/19)	13 pts, 11 rebs
Bolden Brace vs. Hofstra (3/12/19)	10 pts, 10 rebs
Bolden Brace at UMass (11/12/19)	20 pts, 12 rebs
Bolden Brace vs. Hofstra (1/9/20)	18 pts, 10 rebs
Bolden Brace at Charleston (1/16/20)	19 pts, 11 rebs
Max Boursiquot vs. Drexel (1/12/17)	17 pts, 11 rebs
Max Boursiquot at Eastern Michigan (12/17/19)	10 pts, 10 rebs
Max Boursiquot at Detroit (12/19/19)	10 pts, 10 rebs
Shaquille Walters at JMU (12/30/19)	12 pts, 12 rebs
Bolden Brace (12 career, 3 in 2019-20)	
Max Boursiquot (3 career, 2 in 2019-20)	
Shaquille Walters (1 in 2019-20)	

HOME SWEET HOME

- The Huskies are an impressive 27-9 (.750) inside Matthews Arena over their last 36 games at home
- In CAA play, Northeastern is 17-6 (.739) over the last three seasons at Matthews Arena, and have won 13 of its last 17 league games at home

HUSKIES CONTINUE TO RANK AMONG THE NCAA LEADERS IN OFFENSE

• The Huskies continue to shoot their way up the NCAA leaderboard as one of the top offensive teams in the country		
NCAA Rankings	(through Jan. 27)	Leader
2.	.804 Free Throw Percentage	Pepperdine (.814)
6.	.400 Three-Point FG Percentage	Saint Mary's (.422)
18.	.479 Field Goal Percentage	Dayton (.526)
27.	192 3-pointers made	North Florida (263)

BO CLIMBING THE RECORD BOOK

- Senior guard **Bolden Brace** continues to etch his name in the Northeastern record book
- **Brace** moved into No. 5 all-time in 3-pointers made and became the 39th player in school history to reach 1,000 points

3-POINTERS MADE

1.	255	J.J. Barea (109 games)	2002-06
2.	250	David Walker (133 games)	2012-16
3.	243	Joel Smith (120 games)	2009-13
4.	223	Matt Janning (128 games)	2006-10
5.	211	Bolden Brace (119 games)	2016-20
POINTS			
1.	2,709	Reggie Lewis (122 games)	1983-87
27.	1,114	Harry Barnes (79 games)	1965-68
28.	1,069	Wes Fuller (128 games)	1983-87
29.	1,064	Harold Miller (108 games)	1995-99
30.	1,061	Vasa Pusica (60 games)	2017-19
31.	1,060	Francis X. "Inga" Walsh (64 games)	1944-49
32.	1,050	Bolden Brace (119 games)	2016-20
33.	1,034	Fran Ryan (71 games)	1961-64
34.	1,033	Aaron Davis (111 games)	2001-06
35.	1,030	Zach Stahl (128 games)	2012-16
36.	1,021	Scott Eatherton (67 games)	2013-15
37.	1,017	Leo Osgood (65 games)	1966-69
38.	1,017	Dexter Jenkins (112 games)	1987-91
39.	1,015	Jim Moxley (64 games)	1969-72
40.	992	Reggie Spencer (125 games)	2011-15
	990	Jordan Roland (55 games)	2018-20



2019-20 TEAM LEADERS

	Leader	Northeastern
Scoring:	Hofstra, 76.0	4th, 73.2
Defense:	Towson, 65.9	2nd, 67.0
FT%:	Northeastern, .804	
FG%:	Delaware, .480	2nd, .479
FG% Defense:	Towson .401	10th, .459
3PT FG%:	Northeastern, .400	
3PT FG% Defense:	Drexel, .304	4th, .315
REB Offense:	James Madison, 39.7	10th, 31.0
REB Defense:	Northeastern, 30.1	
REB Margin:	William & Mary, +4.0	4th, +1.0
Blocked Shots:	William & Mary, 3.9	10th, 1.8
Assists:	Drexel, 14.3	4th, 13.4
Steals:	Northeastern, 7.8	
T/O Margin:	Hofstra, +2.27	3rd, +0.52
Assist/Turnover:	Elon, 1.2	2nd, 1.1
Offensive Rebs:	Drexel, 10.8	10th, 7.0
Defensive Rebs:	James Madison, 29.4	10th, 24.1
3PT Per Game:	Elon, 10.1	2nd, 9.1

2019-20 CAA PLAYER OF THE WEEK

N11	Jordan Roland, Sr.-R, G, Northeastern	40.5 ppg, 4.0 rpg
N18	Andy Van Vliet, Sr., F, William & Mary	21.5 ppg, 9.0 rpg
N25	Desure Buie, Sr., G, Hofstra	15.0 ppg, 6.0 apg
02	Justyn Mutts, So., F, Delaware	19.0 ppg, 13.0 rpg
09	Nathan Knight, Sr., F, William & Mary	29.0 ppg, 11.0 rpg
016	Nate Darling, Jr., G, Delaware	29.0 ppg, 5.0 apg
	Brian Fobbs, Sr., G, Towson	33.0 ppg, 3.0 rpg
023	Eli Pemberton, Sr., G, Hofstra	23.0 ppg, 5.0 rpg
031	Desure Buie, Sr., G, Hofstra	25.0 ppg, 6.0 rpg
J6	Nathan Knight, Sr., F, William & Mary	19.0 ppg, 11.5 rpg
	Grant Riller, Sr., G, Charleston	28.5 ppg, 8.5 rpg
J13	Allen Bertrand, So., G, Towson	20.5 ppg, 68% FG
J20	Camren Wynter, So., G, Drexel	23.5 ppg, 4.5 apg
J27	Nate Darling, Sr., G, Delaware	22.5 ppg, 4.5 rpg

2019-20 CAA ROOKIE OF THE WEEK

N11	Tyson Walker, Fr., G, Northeastern	13.0 ppg, 3.5 rpg
N18	Julien Wooden, Fr., F, James Madison	16.5 ppg, 5.0 rpg
N25	Tyson Walker, Fr., G, Northeastern	15.0 ppg, 5.0 apg
02	Michael Christmas, Fr., F, James Madison	9.0 ppg, 8.0 rpg
09	Hunter Woods, Fr., G, Elon	16.5 ppg, 6.5 rpg
016	Hunter McIntosh, Fr., G, Elon	15.0 ppg, 3.0 apg
023	Shykeim Phillips, Fr., G, UNCW	9.5 ppg, 4.0 apg
031	Tyson Walker, Fr., G, Northeastern	15.0 ppg, 5.0 apg
J5	Tyson Walker, Fr., G, Northeastern	21 ppg, 2.5 apg
J13	Zac Ervin, Fr., G, Elon	18.0 ppg, .500 3FG%
J20	Shykeim Phillips, Fr., G, UNCW	13.0 ppg, 3.5 rpg
J27	Jason Gibson, Fr., G, Towson	17.0 ppg, .611 FG%

3-POINT FG ATTEMPTS

1.	795	J.J. Barea	2002-06
2.	653	David Walker	2012-16
3.	645	Matt Janning	2006-10
4.	609	Joel Smith	2009-13
5.	585	Quincy Ford	2011-16
6.	546	Bolden Brace	2016-20

3-POINT FG PERCENTAGE

1.	.453	John Williams	1984-88
2.	.436	Donnell Gresham	2015-19
3.	.417	Jordan Roland	2018-20
4.	.404	Jonathan Lee	2009-13
5.	.399	Joel Smith	2009-13
6.	.386	Bolden Brace	2016-20
7.	.382	David Walker	2012-16

CHASING 1,000 AT NORTHEASTERN

- Senior **Jordan Roland** reached the 1,000 point total for his career with 28 points in the win over Maine on Wednesday, Dec. 4
- **Roland** currently has 1,266 in his career and 990 at Northeastern
- He will become the 40th player in school history to reach the milestone

ROLAND NAMED TO OSCAR ROBERTSON TROPHY WATCH LIST

- **Jordan Roland** is currently No. 3 in the NCAA in scoring (23.4)
- A native of Syracuse, N.Y., **Roland** leads the CAA with five 30-point games
- **Roland** is just 1 of 2 CAA players to be named to the Watch List, joining William & Mary's Nathan Knight



A HISTORIC NIGHT

- In their 100-year history, Northeastern had never beaten an opponent by 57 points until Tuesday night at Holy Cross (11/19), 101-44
- The Huskies outscored the Crusaders 63-23 in the opening half, the most points scored in the first 20 minutes since scoring 60 vs. Lasell on Nov. 22, 2005
- The 101 points scored were the most by a Northeastern team since finishing with 102 vs. Cal State Northridge on Nov. 25, 2005

NCAA APPEARANCES

- The Huskies made their ninth ever appearance in the NCAA tournament in 2019
- NU is 3-9 all-time in the competition with its last win coming in the 1984 Preliminary Round against No. 11 seed Long Island (90-87)
- Head Coach **Bill Coen** made his ninth appearance in the Big Dance and second as a head coach last season
- Coen previously helped Rhode Island make two tournament appearances as an assistant coach (1993, 1997), while helping Boston College to five tournaments as an assistant/associate head coach (2001, 2002, 2004, 2005, 2006)

THE LAST TIME IT HAPPENED...

LAST TIME A NORTHEASTERN PLAYER...

Scored 40+ Points 42** by Jordan Roland vs. Harvard (11/8/19)
Scored 35-39 Points 38 by Jordan Roland at UNCW (1/18/20)
 39 by Jordan Roland at Boston University (11/5/19)
Scored 30-34 Points 33 by Jordan Walker at Charleston (1/16/20)
 32 by Tyson Walker vs. Elon (1/2/20)
 33 by Jordan Roland at James Madison (12/30/19)
Scored 30 Or More Points In Back-To-Back Games
 Jordan Roland at Charleston (33 points, 1/16/20) and UNCW (38 points, 1/18/20)
 Jordan Roland at BU (39 points, 11/5/19) and vs. Harvard (42 points, 11/8/19)
 J.J. Barea at Cornell (35 points, 11/20/04) and at Harvard (30 points, 11/27/04)
Scored 25 or More Points in Back-to-Back Games
 Jordan Roland vs. Drexel (26 points, 1/23/20); vs. Delaware (27 pts, 1/25/20)
Scored 20 or More Points in Five Consecutive Games
 Jordan Roland (1/9/20- 1/25/20); vs. Hofstra (28 points, 1/9), at Charleston (33 points, 1/16), at UNCW (38 points, 1/18), vs. Drexel (26 points, 1/23), vs. Delaware (27 points, 1/25)
Grabbed 20 Rebounds 21 by Dan Callahan vs. Vermont (3/4/95)
Grabbed 15-19 Rebounds 19 by Quincy Ford vs. Lipscomb (11/21/15)
Grabbed 10 Offensive Rebounds 11 by Sylbin Robinson vs. Loyola (Md.) (1/2/03)
Made 15+ Field Goals 15 by Jordan Roland at BU (11/5/19)
Made 10-14 Field Goals 12 by Jordan Roland at James Madison (12/30/19)
Attempted 25+ Field Goals 26 by Bolden Brace at Elon (2/23/17)
Attempted 20-24 Field Goals 20 by Jordan Roland vs. Delaware (1/25/20)
Made 8+ 3-pointers 8 by Jordan Roland vs. Hofstra (1/9/20)
Made 7 3-pointers 7 by Vasa Pusica vs. Hofstra (3/12/19)
Made 6 3-pointers 6 by Jordan Roland at Holy Cross (11/19/19)
 6 by Jordan Roland vs. ODU (11/16/19)
 6 by Jordan Roland vs. Harvard (11/8/19)
Attempted 15+ 3-pointers 20 by Bolden Brace at Elon (2/23/17)
Attempted 10+ 3-pointers 11 by Jordan Roland vs. Hofstra (1/9/20)
Made 15+ Free Throws 18 by Jon Lee vs. George Mason (2/22/12)
Made 10+ Free Throws 10 by Jordan Roland vs. Harvard (11/8/19)
 10 by Jordan Roland at Harvard (11/9/18)
Attempted 20+ Free Throws 20 by T.J. Williams vs. Towson (1/28/17)
Attempted 15+ Free Throws 15 by T.J. Williams vs. Boston University (11/11/16)
Had 15 Assists 15 by Bill Loughnane vs. Delaware (12/29/77)**
Had 10+ Assists 11 by Donnell Gresham at Bucknell (11/28/18)
Had 6 Steals 6 by Shawn Ococeus at Elon (2/24/18)
Had 5 Steals 5 by Vasa Pusica vs. Towson (2/23/19)
Had 5 Blocks 5 by Anthony Green at Elon (2/23/17)
Converted A 4-Point Play Jordan Roland vs. Delaware (1/25/20)
 Jordan Roland vs. ODU (11/16/19)
Posted Back-to-Back Double-Doubles
 Bolden Brace (18 pts, 10 rebs) vs. Hofstra (1/9/20) and
 (19 pts, 11 rebs) at Charleston (1/16/20)
 Max Boursiquot (10 pts, 10 rebs) at Eastern Michigan (12/17/19) and
 (10 pts, 10 rebs) at Detroit Mercy (12/19/19)
Hit A Shot In The Closing Seconds To Send A Game To Overtime
 Demetrius Pollard hit a 3-pointer with one second left in regulation
 (1/11/14 at Drexel) to tie the game at 67. The game would eventually go into double
 overtime, with Drexel taking the 93-88 win.
Hit A Shot At The Buzzer To Win A Game Vasa Pusica drove
 to the basket from halfcourt with 5.3 seconds remaining, laying in the game-winner
 against William & Mary for a 69-67 victory at the buzzer (2/17/18)
Hit A Closing-Seconds Shot To Win A Game Jeremy
 Miller layed in a pass from Caleb Donnelly cutting to the basket to defeat eventual
 No. 1 seed in the CAA, UNCW with 0.8 seconds left in the Huskies 65-63 victory in
 Wilmington (1/2/16)
Scored 20 or more points in a first half
 21 by Jordan Roland at James Madison (12/30/19)
 21 by Jordan Roland at Holy Cross (11/19/19)
Scored 20 or more points in a second half
 25 by Jordan Roland vs. Hofstra (1/9/20)
 23 by Jordan Roland vs. Harvard (11/8/19)
 21 by Jordan Roland at Boston University (11/5/19)
Had A Triple-Double
 T.J. Williams with 26p, 12a, 11r at Elon (2/23/17)
 Shawn James with 17p, 14r, 11b vs. James Madison (2/15/06)
Northeastern Player Made SportCenter's Top 10 Plays
 Anthony Green's posterizing dunk against Davidson was ranked as the No. 9 play
 of the night on Nov. 18.
Opponent Made SportCenter's Top 10 Plays
 Sean East II threw in an 80-footer at the buzzer of the first half to give UMass the
 lead, 36-34, made No. 1 on SC Top 10 plays (11/12/19).

LAST TIME NORTHEASTERN...

Scored 130+ Points 152 points vs. Loyola Marymount (11/24/90)
Scored 120-129 Points 128 vs. Suffolk (12/3/84)
Allowed 120+ Points 123 vs. Loyola Marymount (11/24/90)
Scored 110-119 Points 112 at Tufts (1/29/73)
Allowed 110+ Points 110 vs. Bradley (12/26/86)
Scored 105-109 Points 107 vs. UNCW (2/3/18)
Allowed 105-109 Points 107 at Pennsylvania (12/21/74)
Scored 100-104 Points 101 at Holy Cross (11/19/19)
Allowed 100-104 Points 100 vs. UNCW (2/3/18)
Scored 90+ Points 90 at Drexel (3/2/19)
Allowed 90+ Points 94 at William & Mary (2/2/16)
Scored 60 Points in a Half 63 (1st) at Holy Cross (11/19/19)
Opponent scored 60 Points in a Half 60 (2nd) vs. Drexel (3/8/2014)
Did Not Score 20+ Points in a Half 17 at UNCW (2/25/17)
Opponent Did Not Score 20+ Points in a Half 17 by Drexel (1st) (1/23/20)
 17 by Towson (1st) (12/28/19)
Grabbed 50 Rebounds 50 at Louisiana Tech (12/20/11)
Made 40 Field Goals 42 vs. Lasell (11/22/05), 42-of-66
Made 35-39 Field Goals 39 at Holy Cross (11/19/19)
Attempted 90 Field Goals 106 vs. Loyola Marymount (11/24/90)
Attempted 80 Field Goals 81 at UConn (12/6/04)
Attempted 70 Field Goals 70 at Elon (1/10/19)
Made 20+ 3-pointers 21 vs. Delaware (1/5/17)**
Made 15+ 3-pointers 15 vs. Weber State (11/27/19)
 16 at Holy Cross (11/19/19)
Made 10+ 3-pointers 12 at Charleston (1/16/20)
 12 at James Madison (12/30/19)
 11 vs. ODU (11/16/19)
 11 vs. Harvard (11/8/19)
Attempted 35+ 3-pointers 36 at Elon (2/23/17)
Attempted 30-34 3-pointers 31 at James Madison (12/30/19)
Made 35 Free Throws 35 at James Madison (35-41) (2/18/16)
Had 30 Assists 31 vs. George Mason (12/4/93)
Had 25 Assists 25 at William & Mary (1/18/18)
Had 20-24 Assists 23 at James Madison (12/30/19)
 23 at Holy Cross (11/19/19)
Had 20 Steals 20 vs. Wentworth (11/17/15)**
Had 15-19 Steals 16 vs. Cornell (12/2/12)
Had 10-14 Steals 13 at Holy Cross (11/19/19)
Had 12 Blocks 12 vs. Lasell (11/22/05), 10 by Shawn James
Never trailed in a game W, 79-69 vs. Weber State (11/27/19)
 W, 84-79 vs. Harvard (11/8/19)
Overcame a 21+-Point Deficit To Win
 George Mason held a 24 point lead; NU won 69-67 (3/10/13)
Overcame a 15-20 Point Deficit To Win
 Charleston held a 15-point lead with 16:15 left; NU won 79-76 (1/16/20)
 Kent State held a 17-point lead; NU won 73-70 (11/27/16); Charleston held a
 16-point lead; NU won 73-72 (2/9/17)
Overcame a 10-Point Deficit To Win
 UNCW led 41-28 with 2:45 left in the first; Northeastern won 81-77
 E. Michigan led 30-16 with 7:07 left in the first; Northeastern won 81-67
Overcame a 15-Point Halftime Deficit To Win
 Kent State held a 17-point halftime lead; NU won 73-70 (11/27/16); Charleston held
 a 16-point lead; NU won 73-72 (2/9/17)
Overcame a 10-Point Halftime Deficit To Win
 UNCW led 44-33 (11) with at the half; Northeastern won 81-77
Did Not Make A 3-Pointer at Fairfield (0-11) (12/15/13)
Active 3-point streak 207 games
Had Six Players Score In Double Figures in Same Game 6 vs. Hofstra (2/5/14)
Had Two Players Record Double-Doubles in Same Game
 Donnell Gresham (16p, 11a) and Tomas Murphy (21p, 12r) at Bucknell (11/28/18)
Had Three Players Record Double-Doubles in Same Game
 Anthony Green (14p, 12r), Vasa Pusica (16p, 10a) and Bolden Brace (14p, 10r)
 at Hofstra (1/25/18)
Had Players Record a Triple-Double and Double-Double in Same Game
 T.J. Williams (26p, 12a, 11r) and Anthony Green (11p, 11r) at Elon (2/23/17)
Northeastern Did Not Have A Player Score in Double Figures
 Jan. 28, 2006 at UNCW
Active Double-Digit Scoring Streak 450 games
Opponent Did Not Have A Player Score in Double Figures
 57-48 win vs. Fairfield, highest scorer had 9 points (11/29/14)
Had Three Players Score 20+ Points in Same Game
 W, 72-60 vs. Elon (2/9/19); Vasa Pusica (23), Jordan Roland (21), Bolden Brace
 (20)
 W, 93-83 vs. Drexel (12/28/18); Vasa Pusica (29), Anthony Green (21), Jordan
 Roland (21)
Northeastern Player/Coach was Called for a Technical Foul
 Coach Coen at Charleston (1/16/20) in 2nd half
 Shaquille Walters at UMass (11/12/19) for hanging on the rim
 Shaquille Walters at Detroit Mercy (12/19/19)

HAMILTON '83 | 14TH SEASON | 2018 CAA COACH OF THE YEAR

- 2013 & 2018 NABC District 10 Coach of the Year
- 2013 USBWA District I Coach of the Year
- 2013 Hugh Durham National Coach of the Year Finalist

BILL COEN

- 32 All-CAA selections in 13 seasons
- 22 former players signed professional contracts

THE COEN FILE

Reigning CAA Coach of the Year **Bill Coen** enters his 14th season as head coach of the Northeastern basketball program in 2019-20. He is currently second in school history with 235 wins, trailing Jim Calhoun's 250 from 1972-86. Coen stands third all-time in CAA history with 157 CAA wins (league+postseason), behind former coaches Jim Larranaga (George Mason, 1998-2011 / 183) and Bruiser Flint (Drexel, 2002-16 / 158).

Coen is widely regarded for his ability to evaluate and develop talented players. In his 13 seasons at Northeastern, NU players have earned 32 All-CAA honors, including 10 first team accolades and seven All-Rookie selections. Nineteen of Coen's former players have earned professional contracts and eight Huskies remain active in professional basketball.

Coen's teams have proven that they are contenders in the CAA. The Huskies have finished .500 or better in 10 of Coen's 13 seasons at the helm, including back-to-back 14-win seasons in 2017-18 and 2018-19. Northeastern also has appeared in the CAA Tournament quarterfinals in all 13 seasons under Coen, advanced to the semifinals seven times, and to the title game four times, including back-to-back appearances and two Championship titles, one in 2014-15 and the other in 2018-19. Since Coen took the reins of the Northeastern men's basketball program 13 seasons ago, Northeastern has accomplished the best win percentage among current CAA teams in conference and CAA tournament play.

In 2018-19, Coen and the Huskies captured the CAA Tournament title for the second time in the last five seasons, returning to the NCAA Tournament. The Huskies finished with a 23-11 record, netting back-to-back 20-win seasons for the first time during Coen's tenure and the first time as a program since four-straight 20-win seasons from 1983-87. The Huskies brought a seven-game win-streak into the national tournament where they faced blue blood and No. 17 Kansas in the second round. Following these accomplishments, Coen was tabbed as a finalist for the Hugh Durham National Coach of the Year Award for the second time in his career (2013). Coen coached Vasa Pusica to All-CAA First team, NABC First Team All-Region and USBWA All-District honors while Jordan Roland earned a spot on the All-CAA Third Team.

HEAD COACH ASSOCIATE HEAD COACH ASSISTANT COACH

Northeastern (2006-present)
Boston College (2001-06)
Boston College (1997-2001)
Rhode Island (1989-97)
Hamilton (1987-89)

PLAYER

Hamilton (1979-83)

HONORS

CAA Coach of the Year (2018)
USBWA District I Coach of the Year (2010 & 2013)
NABC District 10 Co-Coach of the Year (2013 & 2018)
NEB Hall of Fame Division I Coach of the Year (2009)
Hugh Durham National Coach of the Year Finalist (2013)

	Overall	CAA	Postseason
2006-07	13-19	9-9	CAA Quarterfinals
2007-08	14-17	9-9	CAA Quarterfinals
2008-09	19-13	12-6	CAA Quarterfinals; CBI Quarterfinals CAA Semifinals; NIT First Round
2009-10	20-13	14-4	CAA Quarterfinals
2010-11	11-20	6-12	CAA Championship; NIT First Round
2011-12	14-17	9-9	CAA Semifinals
2012-13	20-13	14-4 (1st)	CAA Semifinals
2013-14	11-21	7-9	NCAA 2nd Round, CAA Champs
2014-15	23-12	12-6 (T-1st)	CAA Semifinals
2015-16	18-15	9-9	CAA Quarterfinals
2016-17	15-16	8-10	CAA Championship
2017-18	23-10	14-4	NCAA 1st Round CAA Champs
2018-19	23-11	14-4	
2019-20	11-10	5-4	
TOTAL	235-207	142-99	



Chris Markwood
Associate Head Coach

Sixth season
Maine '05

- Enters his sixth season with the Huskies and second as associate head coach of the program
 - Works primarily with the perimeter players
 - Came to Northeastern after three seasons as an assistant coach at the University of Vermont (2011-14), where he helped lead the Catamounts to three straight postseason appearances, including an NCAA tournament berth in 2011-12 and an NIT invitation in 2013-14
 - Began his coaching career with his alma mater, the University of Maine, where he served as an assistant coach for five seasons
 - Began his playing career at Notre Dame before transferring to Maine for his final two seasons of eligibility
 - The 2000 Maine Gatorade Player of the Year
-



Brian McDonald
Assistant Coach

10th season
Northeastern '10

- The former Northeastern student-athlete begins his 10th season on Huntington Avenue after four years as one of the Huskies' leaders on the court
 - Works primarily with the guards
 - Walked on to the team in 2006, Bill Coen's second year as a head coach of the Huskies
 - Appeared in 38 career games for the Huskies and helped lead the team to back-to-back postseason appearances in 2009 and 2010
 - Began his coaching career at Northeastern immediately following his playing career
 - One of two Northeastern Alums on the coaching staff
-



Manny Adako
Assistant Coach

Second season
Northeastern '10

- Returns to his alma mater after a seven-year professional basketball career that saw stops in Holland, Egypt, Qatar, and Dubai
 - Helped his teams to the Qatar Emir League Cup in 2014, as well as Qatar Prince's Cup victories in 2015 and 2016
 - He has earned postseason accolades a total of five times in his career
 - A CAA All-Conference honoree, he finished his career ranked 14th all-time at Northeastern in career scoring (1,209) and fourth in career field goal percentage (.541)
 - During his time as a Husky, he posted the sixth and seventh-best seasons all-time from the field (.568 and .566)
 - Already a Double Husky graduating from Northeastern in 2010 with a bachelor's degree and completing his master's in Informatics from the College of Professional Studies in March 2017
-



Tom Murphy
Director of
Basketball Advancement

14th season
Springfield '60


- Formerly serving as Associate Head Coach of NU for four seasons, enters his 14th season with the program
 - Responsible for head coach Bill Coen's development as a player and a coach
 - Has 36 years of head coaching experience, spending 34 at Hamilton College where he coached Coen
 - Gave Coen his first coaching job at Hamilton where he was an assistant under him from 1987-89
 - Posted a 602-263 record, leading Hamilton to 30 postseason berths and 16 seasons of 20 or more wins.
 - Inducted into the New York, Utica & SUNY halls of fame & was named the March of Dimes Coach of the Year in 1999
 - A five-time New York State Coach of the Year, a three-time District Coach of the Year and was named the National Coach of the Year in 1979
 - Coached 20 All-Americans and a pair of National Players of the Year
-



Danny Young
Director of
Basketball Operations

Third season
Northeastern '15

- Enters his third season as the director of basketball operations with Northeastern
 - As an undergrad, Young was the head manager for the Huskies and played a key role in helping Northeastern return to the NCAA Tournament in 2015 for the first time in 24 years
 - Young was involved in all aspects of the operation including video, travel logistics and player assistance working under and learning from an esteemed group of coaches and staff while at Northeastern including current head coach Bill Coen; current UMass Lowell head coach Pat Duquette; current Dartmouth head coach, Dave McLaughlin; current video analyst for the Oklahoma City Thunder Steve Scalzi; and current Director of Performance for the Boston Celtics Art Horne
 - While a student, Young also assisted former Northeastern athletic director and NCAA men's basketball selection committee member, Peter Roby, on all facets regarding Roby's committee duties
-



Nate Bocko
Athletic Trainer

Second season (with
MBB)
Vermont '14

- Bocko joined Northeastern University sports performance staff at the start of the 2016-17 season and after serving two seasons as the primary athletic trainer for the men's soccer program has transitioned to work with the men's basketball program in 2018-19
- Bocko came to Northeastern after spending two seasons working with the University of Vermont men's lacrosse team
- He graduated with a bachelor's degree from UVM in 2014
- During his time at Vermont, Bocko also worked toward a Master's of Science in exercise science and rehabilitation online through California University of Pennsylvania

2019-20 SEASON/CAREER HIGHS

#00 JASON STRONG

Category	Season High	Career High
Points	18 at Holy Cross (11/19/19)	18 at Holy Cross (11/19/19)
Rebounds	9 at Detroit Mercy (12/19/19)	9 at Detroit Mercy (12/19/19)
Assists	3, vs. Hofstra (1/9/20)	3, vs. Hofstra (1/9/20)
Steals	2 vs. Hofstra (1/9/20)	2 vs. Hofstra (1/9/20)
Blocks	1 (3x), Last at Detroit Mercy (12/19/19)	1 (7x), Last at Detroit Mercy (12/19/19)
Minutes	23, Last at Detroit Mercy (12/19/19)	23 (2x), Last at Detroit Mercy (12/19/19)
FG Made	7 at Holy Cross (11/19/19)	7 (2x), Last at Holy Cross (11/19/19)
FG Att.	8 (2x), Last at Detroit Mercy (12/19/19)	10 at Vermont (12/16/18)
3-pt. FG Made	4 at Holy Cross (11/19/19)	4 at Holy Cross (11/19/19)
3-pt. FG Att.	4 at Holy Cross (11/19/19)	5 vs. Davidson (11/18/18)
FT Made	4 vs. Drexel (1/23/20)	3 vs. Drexel (1/23/20)
FT Attempts	4 (2x) Last vs. Drexel (1/23/20)	4 (2x) Last vs. Drexel (1/23/20)

#1 VITO CUBRILLO

Category	Season High	Career High
Points	-	-
Rebounds	-	-
Assists	1 at Holy Cross (11/19/19)	Same
Steals	-	-
Blocks	-	-
Minutes	9 at Holy Cross (11/19/19)	Same
FG Made	-	-
FG Att.	4 at Holy Cross (11/19/19)	Same
3-pt. FG Made	-	-
3-pt. FG Att.	4 at Holy Cross (11/19/19)	Same
FT Made	-	-
FT Attempts	-	-

#2 TYSON WALKER

Category	Season High	Career High
Points	42 at UNCW (1/18/20)	Same
Rebounds	5 (3x), Last at Towson (12/28/19)	Same
Assists	6 (3x), Last vs. Delaware (1/25/20)	Same
Steals	4 vs. Maine (12/4/19)	Same
Blocks	2 vs. Davidson (12/7/19)	Same
Minutes	39 vs. Delaware (1/25/20)	Same
FG Made	12 vs. Elon (1/2/20)	Same
FG Att.	17 vs. Elon (1/2/20)	Same
3-pt. FG Made	4 vs. Elon (1/2/20)	Same
3-pt. FG Att.	7 vs. Elon (1/2/20)	Same
FT Made	4 (3x), Last at UNCW (1/18/20)	Same
FT Attempts	6 at UNCW (1/18/20)	Same

#10 GREG EBOIGBODIN

Category	Season High	Career High
Points	13 vs. Weber State (11/27/19)	13 vs. Weber State (11/27/19)
Rebounds	9 vs. South Alabama (11/25/19)	9 vs. South Alabama (11/25/19)
Assists	3 (2x) Last vs. Drexel (1/23/20)	3 (2x) Last vs. Drexel (1/23/20)
Steals	2 (2x), Last vs. South Alabama (11/25/19)	2 (4x), Last vs. South Alabama (11/25/19)
Blocks	2 vs. Drexel (1/23/20)	3 at Wisconsin (1/19/18)
Minutes	34 vs. South Alabama (11/25/19)	34 vs. South Alabama (11/25/19)
FG Made	5 vs. Weber State (11/27/19)	5 (2x), Last vs. Weber State (11/27/19)
FG Att.	7 vs. South Alabama (11/25/19)	7 (2x), Last vs. South Alabama (11/25/19)
3-pt. FG Made	-	-
3-pt. FG Att.	1 vs. Drake (11/26/19)	1 vs. Drake (11/26/19)
FT Made	4 (3x), Last vs. Drexel (1/23/20)	4 (6x), Last vs. Drexel (1/23/20)
FT Attempts	6 vs. Drexel (1/23/20)	6 vs. Drexel (1/23/20)

#12 JORDAN ROLAND

Category	Season High	Career High
Points	42* vs. Harvard (11/8/19)	* School Record
Rebounds	7(2x) Last vs. Drexel (1/23/20)	7(2x) Last vs. Drexel (1/23/20)
Assists	4 vs. Weber State (11/27/19)	4 (6x), Last vs. Weber State (11/27/19)
Steals	4 (2x), Last at Charleston (1/16/20)	4 (2x), Last at Charleston (1/16/20)
Blocks	1 (6x), Last vs. Elon (1/2/20)	2 (3x), Last vs. UIC (3/20/17)
Minutes	40 (4x), Last at Charleston (1/16/20)	40 at Charleston (2/16/19)
FG Made	15 at Boston U. (11/5/19)	15 at Boston U. (11/5/19)
FG Att.	24 at Boston U. (11/5/19)	24 at Boston U. (11/5/19)
3-pt. FG Made	8 vs. Hofstra (1/9/20)	8 (2x), Last vs. Hofstra (1/9/20)
3-pt. FG Att.	11 vs. Hofstra (1/9/20)	12 at James Madison (1/26/19)
FT Made	10 vs. Harvard (11/8/19)	10 (2x), Last vs. Harvard (11/8/19)
FT Attempts	11 (2x) at UNCW (1/18/20)	11 (3x), Last at UNCW (1/18/20)

#13 MYLES FRANKLIN

Category	Season High	Career High
Points	10 at Holy Cross (11/19/19)	10 at Holy Cross (11/19/19)
Rebounds	6 at EMU (12/17/19)	6 at EMU (12/17/19)
Assists	5 (2x), Last at EMU (12/17/19)	5 (2x), Last at EMU (12/17/19)
Steals	2 (2x), Last at Holy Cross (11/19/19)	2 (2x), Last at Holy Cross (11/19/19)
Blocks	1 (2x), Last at Charleston (1/16/20)	1 at Holy Cross (11/19/19)
Minutes	29 vs. Drake (11/26/19)	29 vs. Drake (11/26/19)
FG Made	3 (4x), Last vs. Delaware (1/25/20)	3 (5x), Last vs. Delaware (1/25/20)
FG Att.	8 (2x), Last vs. South Alabama (11/25/19)	8 (2x), Last vs. South Alabama (11/25/19)
3-pt. FG Made	2 (4x), Last vs. Delaware (1/25/20)	2 (5x), Last vs. Delaware (1/25/20)
3-pt. FG Att.	4 (2x), Last at Detroit Mercy (12/19/19)	4 (3x), Last at Detroit Mercy (12/19/19)
FT Made	6 vs. Drake (11/26/19)	6 vs. Drake (11/26/19)
FT Attempts	8 vs. Drake (11/26/19)	8 vs. Drake (11/26/19)

#14 MAXIME BOURSQUOT

Category	Season High	Career High
Points	18 vs. Delaware (1/25/20)	18 vs. Delaware (1/25/20)
Rebounds	10 (2x), Last at Detroit Mercy (12/19/19)	13 at Drexel (1/2/17)
Assists	4 (2x), Last at Detroit Mercy (12/19/19)	5 vs. Harvard (11/30/17)
Steals	4 vs. Drexel (1/23/20)	4 vs. Drexel (1/23/20)
Blocks	1 (4x), Last at Charleston (1/16/20)	1 (14x), Last at Charleston (1/16/20)
Minutes	32 vs. Delaware (1/25/20)	47 at Elon (2/23/17)
FG Made	7 vs. Delaware (1/25/20)	8 at Oakland (12/20/16)
FG Att.	11 vs. Delaware (1/25/20)	15 at Oakland (12/20/16)
3-pt. FG Made	2 (2x), Last vs. Davidson (12/7/19)	3 (3x), Last vs. James Madison (1/7/18)
3-pt. FG Att.	5 vs. Davidson (12/7/19)	5 vs. Davidson (12/7/19)
FT Made	4 (2x), Last vs. Delaware (1/25/20)	4 (4x), Last vs. Delaware (1/25/20)
FT Attempts	5 at EMU (12/17/19)	5 at EMU (12/17/19)

#20 BOLDEN BRACE

Category	Season High	Career High
Points	22 at Detroit Mercy (12/19/19)	40 at Elon (2/23/17)
Rebounds	12 at UMass (11/12/19)	14 vs. Elon (2/9/19)
Assists	8 at JMU (12/30/19)	9 vs. Hofstra (3/12/19)
Steals	4 vs. Maine (12/4/19)	4 vs. Maine (12/4/19)
Blocks	1 (3x), Last at EMU (12/17/19)	2 (5x), Last vs. Kansas (3/21/19)
Minutes	39 at EMU (12/17/19)	50 at Elon (2/23/17)
FG Made	7 (5x), Last vs. Drexel (1/23/20)	14 at Elon (2/23/17)
FG Att.	14 at Charleston (1/16/20)	26 at Elon (2/23/17)
3-pt. FG Made	4 (3x), Last at Charleston (1/16/20)	10 at Elon (2/23/17)
3-pt. FG Att.	9, at Charleston (1/16/20)	20 at Elon (2/23/17)
FT Made	5 (2x), Last at JMU (12/30/19)	6 (3x), Last vs. Hofstra (3/12/19)
FT Attempts	6 (2x), Last at JMU (12/30/19)	7 (2x), Last at Hofstra (1/25/18)

#21 GUILIEN SMITH

Category	Season High	Career High
Points	8 at UNCW (1/18/20)	29 at Bryant (12/22/16)
Rebounds	2 vs. Drexel (1/23/20)	6 vs. Maine (12/10/16)
Assists	2 (3x), Last vs. Drexel (1/23/20)	5 (3x), Last at Penn (3/3/17)
Steals	2 at Charleston (1/16/20)	3 (3x), Last vs. Columbia (2/18/17)
Blocks	1(2x) Last vs. Drexel (1/23/20)	1 (5x), Last vs. Drexel (1/23/20)
Minutes	24 vs. Drexel (1/23/20)	37 vs. Columbia (2/18/17)
FG Made	3 at UNCW (1/18/20)	10 at Bryant (12/22/16)
FG Att.	9 at UNCW (1/18/20)	18 at Bryant (12/22/16)
3-pt. FG Made	2 (3x), Last at UNCW (1/18/20)	5 at Bryant (12/22/16)
3-pt. FG Att.	6 at UNCW (1/18/20)	9 at Bryant (12/22/16)
FT Made	1 (2x), Last vs. Elon (1/2/20)	10 at LIU Brooklyn (12/18/16)
FT Attempts	2 (2x), Last vs. Elon (1/2/20)	12 at LIU Brooklyn (12/18/16)

#22 QUIRIN EMANGA

Category	Season High	Career High
Points	5 at Holy Cross (11/19/19)	Same
Rebounds	5 at Holy Cross (11/19/19)	Same
Assists	1(2x) Last vs. Drexel (1/23/20)	Same
Steals	2 at Holy Cross (11/19/19)	Same
Blocks	2 vs. Elon (1/2/20)	Same
Minutes	16 at Holy Cross (11/19/19)	Same
FG Made	2 at Holy Cross (11/19/19)	Same
FG Att.	4 at Holy Cross (11/19/19)	Same
3-pt. FG Made	1 (3x), Last at JMU (12/30/19)	Same
3-pt. FG Att.	3 at Holy Cross (11/19/19)	Same
FT Made	-	-
FT Attempts	-	-

#24 SHAQUILLE WALTERS

Category	Season High	Career High
Points	15 vs. William & Mary (1/4/20)	20 vs. La Verne (11/10/17)
Rebounds	12 at JMU (12/30/19)	12 at JMU (12/30/19)
Assists	6 vs. Hofstra (1/9/20)	6 vs. Hofstra (1/9/20)
Steals	3 at JMU (12/30/19)	3 at JMU (12/30/19)
Blocks	2 at Detroit Mercy (12/19/19)	2 at Detroit Mercy (12/19/19)
Minutes	37 vs. Davidson (12/7/19)	37 vs. Davidson (12/7/19)
FG Made	6 vs. William & Mary (1/4/20)	8 vs. La Verne (11/10/17)
FG Att.	11 vs. William & Mary (1/4/20)	11 vs. William & Mary (1/4/20)
3-pt. FG Made	2 vs. Weber State (11/27/19)	2 vs. Weber State (11/27/19)
3-pt. FG Att.	4 (5x), Last at UNCW (1/18/20)	4 (5x), Last at UNCW (1/18/20)
FT Made	4 at Detroit Mercy (12/19/19)	4 (2x), Last at Detroit Mercy (12/19/19)
FT Attempts	4 (4x), Last at JMU (12/30/19)	4 (6x), Last at JMU (12/30/19)

#33 TOMAS MURPHY

Category	Season High	Career High
Points	18 at UMass (11/12/19)	21 (3x), Last vs. Towson (2/23/19)
Rebounds	5 at UMass (11/12/19)	12 (2x), Last vs. Towson (2/23/19)
Assists	2 (2x), Last vs. ODU (11/16/19)	7 vs. Eastern Michigan (12/1/18)
Steals	1 vs. ODU (11/16/19)	2 (3x), Last vs. Towson (2/23/19)
Blocks	2 vs. Harvard (11/8/19)	Same
Minutes	32 at UMass (11/12/19)	37 vs. Towson (2/23/19)
FG Made	9 at UMass (11/12/19)	9 at UMass (11/12/19)
FG Att.	12 at UMass (11/12/19)	14 at Bucknell (11/28/18)
3-pt. FG Made	-	3 at Boston U. (11/10/17)
3-pt. FG Att.	1 vs. ODU (11/16/19)	6 at Boston U. (11/10/17)
FT Made	2 at Boston U. (11/5/19)	5 (4x), Last vs. William & Mary (2/17/18)
FT Attempts	2 (2x), Last vs. Harvard (11/8/19)	6 (4x), Last vs. William & Mary (2/17/18)

2019-20 SEASON STATS

THE STAT CREW SYSTEM Northeastern Combined Team Statistics (as of Jan 25, 2020) All games

RECORD:	OVERALL	HOME	AWAY	NEUTRAL
ALL GAMES	11-10	4-5	6-3	1-2
CONFERENCE	5-4	2-3	3-1	0-0
NON-CONFERENCE	6-6	2-2	3-2	1-2

##	Player	gp-gs	min	avg	Total		3-Point		F-Throw		Rebounds				pf	dq	a	to	blk	stl	pts	avg
					fg-fga	fg%	3fg-fga	3fg%	ft-fa	ft%	off	def	tot	avg								
12	Roland, Jordan	21-21	771	36.7	170-341	.499	70-159	.440	82-92	.891	9	64	73	3.5	34	0	38	36	6	37	492	23.4
02	Walker, Tyson	21-21	647	30.8	94-201	.468	27-71	.380	28-43	.651	9	33	42	2.0	54	0	75	47	4	35	243	11.6
20	Brace, Bolden	21-21	674	32.1	74-154	.481	43-97	.443	29-38	.763	27	105	132	6.3	45	1	46	25	3	23	220	10.5
33	Murphy, Tomas	4-4	117	29.3	17-24	.708	0-1	.000	3-4	.750	5	6	11	2.8	10	0	6	8	3	1	37	9.3
14	Boursiquot, Maxime	19-14	434	22.8	60-110	.545	9-22	.409	18-23	.783	18	68	86	4.5	59	2	21	38	4	28	147	7.7
24	Walters, Shaquille	20-18	488	24.4	47-110	.427	10-43	.233	25-32	.781	8	76	84	4.2	41	1	30	35	3	13	129	6.5
13	Franklin, Myles	21-0	316	15.0	26-65	.400	14-37	.378	17-22	.773	7	16	23	1.1	26	0	27	26	2	8	83	4.0
00	Strong, Jason	21-0	236	11.2	30-60	.500	7-15	.467	11-12	.917	12	31	43	2.0	25	0	13	7	3	3	78	3.7
10	Eboigbodin, Greg	19-5	300	15.8	21-43	.488	0-1	.000	19-21	.905	28	68	96	5.1	47	0	15	16	5	5	61	3.2
21	Smith, Guillien	17-1	143	8.4	12-35	.343	9-21	.429	2-4	.500	2	5	7	0.4	10	0	8	10	2	7	35	2.1
22	Emanga, Quirin	14-0	85	6.1	5-12	.417	3-8	.375	0-0	.000	2	13	15	1.1	6	0	2	3	2	3	13	0.9
01	Cubriilo, Vito	6-0	14	2.3	0-5	.000	0-5	.000	0-0	.000	0	0	0	0.0	0	0	1	0	0	0	0	0.0
Team											19	21	40				6					
Total.....		21	4225		556-1160	.479	192-480	.400	234-291	.804	146	506	652	31.0	357	4	282	257	37	163	1538	73.2
Opponents.....		21	4225		520-1133	.459	131-416	.315	236-341	.692	161	471	632	30.1	324	-	207	268	47	117	1407	67.0

TEAM STATISTICS	NU	OPP	Date	Opponent	Score	Att.
SCORING	1538	1407	11/05/19	at Boston University	w 72-67	1171
Points per game	73.2	67.0	11/08/19	HARVARD	w 84-79	1557
Scoring margin	+6.2	-	11/12/19	at UMass	L 71-80	2145
FIELD GOALS-ATT	556-1160	520-1133	11/16/19	ODU	L 69-76	2209
Field goal pct	.479	.459	11/19/19	at Holy Cross	w 101-44	1432
3 POINT FG-ATT	192-480	131-416	11/25/19	vs South Alabama	L 62-74	346
3-point FG pct	.400	.315	11/26/19	vs Drake	L 56-59	427
3-pt FG made per game	9.1	6.2	11/27/19	vs Weber State	w 79-69	317
FREE THROWS-ATT	234-291	236-341	12/04/19	MAINE	w 78-63	628
Free throw pct	.804	.692	12/07/19	DAVIDSON	L 63-70	1501
F-Throws made per game	11.1	11.2	12/17/19	at Eastern Michigan	L 55-60	1077
REBOUNDS	652	632	12/19/19	at Detroit Mercy	w 74-61	1151
Rebounds per game	31.0	30.1	* 12/28/19	at Towson	w 61-45	1102
Rebounding margin	+1.0	-	* 12/30/19	at James Madison	w 88-72	1890
ASSISTS	282	207	* 01/02/20	ELON	w 77-68	631
Assists per game	13.4	9.9	* 01/04/20	WILLIAM & MARY	L 64-66	901
TURNOVERS	257	268	* 01/09/20	HOFSTRA	L 72-74	1202
Turnovers per game	12.2	12.8	* 01/16/20	at Col. of Charleston	w 79-76	4340
Turnover margin	+0.5	-	* 01/18/20	at UNCW	Lot 74-76	3212
Assist/turnover ratio	1.1	0.8	* 01/23/20	DREXEL	w 85-52	794
STEALS	163	117	* 01/25/20	DELAWARE	L 74-76	1017
Steals per game	7.8	5.6				
BLOCKS	37	47				
Blocks per game	1.8	2.2				
ATTENDANCE	10440	18610				
Home games-Avg/Game	9-1160	9-1947				
Neutral site-Avg/Game	-	3-363				

* - CAA game

Score by Periods	1st	2nd	OT	Totals
Northeastern	767	763	8	1538
Opponents	643	754	10	1407

THE STAT CREW SYSTEM
Northeastern Combined Team Statistics (as of Jan 25, 2020)
CAA games only

RECORD:	OVERALL	HOME	AWAY	NEUTRAL
ALL GAMES	5-4	2-3	3-1	0-0
CONFERENCE	5-4	2-3	3-1	0-0
NON-CONFERENCE	0-0	0-0	0-0	0-0

##	Player	gp-gs	min	avg	Total	3-Point	F-Throw	Rebounds				pf	dq	a	to	blk	stl	pts	avg
					fg-fga	fg%	3fg-fga	3fg%	ft-fa	ft%	off	def	tot	avg					
12	Roland, Jordan	9-9	323	35.9	80-166	.482	32-71	.451	31-37	.838	7	31	38	4.2	12	0	15	12	24.8
02	Walker, Tyson	9-9	308	34.2	49-103	.476	14-40	.350	14-22	.636	4	17	21	2.3	25	0	35	18	14.0
20	Brace, Bolden	9-9	301	33.4	35-69	.507	18-40	.450	18-23	.783	10	48	58	6.4	14	0	25	9	11.8
14	Boursiquot, Maxime	9-9	213	23.7	31-58	.534	2-10	.200	8-9	.889	6	35	41	4.6	29	1	8	13	8.0
24	Walters, Shaquille	8-8	200	25.0	19-42	.452	4-13	.308	9-12	.750	3	37	40	5.0	15	0	14	14	6.4
00	Strong, Jason	9-0	97	10.8	12-25	.480	0-2	.000	6-6	1.000	5	10	15	1.7	13	0	6	1	3.3
13	Franklin, Myles	9-0	120	13.3	10-22	.455	3-12	.250	1-2	.500	1	7	8	0.9	10	0	7	8	2.7
21	Smith, Guilien	9-1	103	11.4	7-19	.368	4-12	.333	1-2	.500	1	3	4	0.4	8	0	7	6	2.1
10	Eboigbodin, Greg	9-0	112	12.4	4-13	.308	0-0	.000	10-12	.833	13	26	39	4.3	21	0	3	7	2.0
22	Emanga, Quirin	6-0	43	7.2	2-5	.400	1-2	.500	0-0	.000	1	7	8	1.3	3	0	2	2	0.8
01	Cubriilo, Vito	3-0	5	1.7	0-1	.000	0-1	.000	0-0	.000	0	0	0	0.0	0	0	0	0	0.0
Team											5	8	13				2		
Total.....		9	1825		249-523	.476	78-203	.384	98-125	.784	56	229	285	31.7	150	1	122	92	74.9
Opponents.....		9	1825		230-489	.470	53-164	.323	92-132	.697	58	229	287	31.9	138	-	90	120	67.2

TEAM STATISTICS	NU	OPP	Date	Opponent	Score	Att.
SCORING	674	605	* 12/28/19	at Towson	W 61-45	1102
Points per game	74.9	67.2	* 12/30/19	at James Madison	W 88-72	1890
Scoring margin	+7.7	-	* 01/02/20	ELON	W 77-68	631
FIELD GOALS-ATT	249-523	230-489	* 01/04/20	WILLIAM & MARY	L 64-66	901
Field goal pct	.476	.470	* 01/09/20	HOFSTRA	L 72-74	1202
3 POINT FG-ATT	78-203	53-164	* 01/16/20	at Col. of Charleston	W 79-76	4340
3-point FG pct	.384	.323	* 01/18/20	at UNCW	Lot 74-76	3212
3-pt FG made per game	8.7	5.9	* 01/23/20	DREXEL	W 85-52	794
FREE THROWS-ATT	98-125	92-132	* 01/25/20	DELAWARE	L 74-76	1017
Free throw pct	.784	.697	* - CAA game			
F-Throws made per game	10.9	10.2				
REBOUNDS	285	287				
Rebounds per game	31.7	31.9				
Rebounding margin	-0.2	-				
ASSISTS	122	90				
Assists per game	13.6	10.0				
TURNOVERS	92	120				
Turnovers per game	10.2	13.3				
Turnover margin	+3.1	-				
Assist/turnover ratio	1.3	0.8				
STEALS	73	38				
Steals per game	8.1	4.2				
BLOCKS	12	13				
Blocks per game	1.3	1.4				
ATTENDANCE	4545	10544				
Home games-Avg/Game	5-909	4-2636				
Neutral site-Avg/Game	-	0-0				

Score by Periods	1st	2nd	OT	Totals
Northeastern	326	340	8	674
Opponents	270	325	10	605

PLAYER CAREER STATS

MAX BOURSQUOT

CAREER STATISTICS

	GP/GS		FG			3-Point			Free Throw			Rebounds				AST	BLK	STL	Scoring	
			FG	FGA	PCT	FG	FGA	PCT	FT	FTA	PCT	OFF	DEF	TOT	AVG				PTS	AVG
2016-17	31/2	625/20.2	62	127	.488	10	18	.556	29	42	.690	39	91	130	4.2	20	6	10	163	5.3
2017-18	33/32	648/19.6	87	168	.518	13	40	.325	22	32	.688	35	91	126	3.8	42	7	25	209	6.3
2018-19	-REDSHIRT SEASON-																			
2019-20	19/14	434/22.8	60	110	.545	9	22	.409	18	23	.783	18	68	86	4.5	21	4	28	147	7.7
TOTAL	83/48	1707/20.6	209	405	.516	32	80	.400	69	97	.711	92	250	342	4.1	83	17	63	519	6.3

CAA STATISTICS

	GP/GS		FG			3-Point			Free Throw			Rebounds				AST	BLK	STL	Scoring	
			FG	FGA	PCT	FG	FGA	PCT	FT	FTA	PCT	OFF	DEF	TOT	AVG				PTS	AVG
2016-17	18/4	404/22.4	36	70	.514	8	14	.571	13	21	.619	22	66	88	4.9	15	4	4	93	5.2
2017-18	18/18	326/18.1	45	88	.511	7	20	.350	14	19	.737	22	43	65	3.6	19	4	17	111	6.2
2018-19	-REDSHIRT SEASON-																			
2019-20	9/9	213/23.7	31	58	.534	2	10	.200	8	9	.889	6	35	41	4.6	8	2	13	72	8.0
TOTAL	45/31	943/21.0	112	216	.519	17	44	.386	35	49	.714	49	144	194	4.3	42	10	34	276	6.1

BOLDEN BRACE

CAREER STATISTICS

	GP/GS		FG			3-Point			Free Throw			Rebounds				AST	BLK	STL	Scoring	
			FG	FGA	PCT	FG	FGA	PCT	FT	FTA	PCT	OFF	DEF	TOT	AVG				PTS	AVG
2016-17	31/9	757/24.4	75	207	.362	56	172	.326	25	31	.806	14	88	102	3.3	49	9	12	231	7.5
2017-18	33/6	812/24.6	82	178	.461	55	139	.396	42	51	.824	24	132	156	4.7	72	14	21	261	7.9
2018-19	34/34	1067/31.4	111	235	.472	57	138	.413	59	74	.797	26	181	207	6.1	92	9	32	338	9.9
2019-20	21/21	672/32.0	74	154	.481	43	97	.443	29	38	.763	27	105	132	6.3	46	3	24	220	10.5
TOTAL	119/70	3307/27.8	342	774	.442	211	546	.386	155	194	.799	91	506	597	5.0	259	35	89	1050	8.8

CAA STATISTICS

	GP/GS		FG			3-Point			Free Throw			Rebounds				AST	BLK	STL	Scoring	
			FG	FGA	PCT	FG	FGA	PCT	FT	FTA	PCT	OFF	DEF	TOT	AVG				PTS	AVG
2016-17	18/6	517/28.7	61	152	.401	45	124	.363	16	18	.889	8	56	64	3.6	37	8	8	183	10.2
2017-18	18/0	473/26.3	48	99	.485	33	77	.429	27	33	.818	15	84	99	5.5	42	7	12	156	8.7
2018-19	18/18	625/34.2	69	146	.473	33	80	.413	31	40	.775	14	108	122	6.8	48	5	18	202	11.2
2019-20	9/9	299/33.2	35	69	.507	18	40	.450	18	23	.783	10	48	58	6.4	25	0	13	106	11.8
TOTAL	63/33	1904/30.2	213	462	.457	129	321	.402	92	114	.807	47	296	343	5.4	152	20	51	647	10.3

VITO CUBRILO

CAREER STATISTICS

	GP/GS		FG			3-Point			Free Throw			Rebounds				AST	BLK	STL	Scoring	
			FG	FGA	PCT	FG	FGA	PCT	FT	FTA	PCT	OFF	DEF	TOT	AVG				PTS	AVG
2019-20	6/0	14/2.3	0	5	.000	0	5	.000	0	0	.000	0	0	0	0.0	1	0	0	0	0.0

CAA STATISTICS

	GP/GS		FG			3-Point			Free Throw			Rebounds				AST	BLK	STL	Scoring	
			FG	FGA	PCT	FG	FGA	PCT	FT	FTA	PCT	OFF	DEF	TOT	AVG				PTS	AVG
2019-20	3/0	5/1.7	0	1	.000	0	1	.000	0	0	.000	0	0	0	0.0	0	0	0	0	0.0

GREG EBOIGBODIN

CAREER STATISTICS

	GP/GS		FG			3-Point			Free Throw			Rebounds				AST	BLK	STL	Scoring	
			FG	FGA	PCT	FG	FGA	PCT	FT	FTA	PCT	OFF	DEF	TOT	AVG				PTS	AVG
2017-18*	30/2	318/10.6	27	49	.551	0	0	.000	11	25	.440	33	40	73	2.4	8	11	11	65	2.2
2018-19	-REDSHIRT SEASON-																			
2019-20	19/5	300/15.8	21	43	.488	0	1	.000	19	21	.905	28	68	96	5.1	15	5	5	61	3.2
TOTAL	49/7	618/12.6	48	92	.522	0	1	.000	30	46	.652	61	108	169	3.4	23	16	16	126	2.6

* Stats at Illinois

LEAGUE STATISTICS

	GP/GS		FG			3-Point			Free Throw			Rebounds				AST	BLK	STL	Scoring	
			FG	FGA	PCT	FG	FGA	PCT	FT	FTA	PCT	OFF	DEF	TOT	AVG				PTS	AVG
2017-18*	17/2	238/13.9	24	37	.649	0	0	.000	8	18	.444	21	29	50	3.1	7	8	6	56	3.2
2018-19	-REDSHIRT SEASON-																			
2019-20	9/0	112/13.0	4	13	.308	0	0	.000	10	12	.833	13	26	39	4.3	3	3	0	21	2.0
TOTAL	26/2	350/13.7	28	50	.551	0	0	.000	18	30	.600	34	55	89	3.4	10	11	6	74	2.8
CAA	9/0	112/13.0	4	13	.308	0	0	.000	10	12	.833	13	26	39	4.3	3	3	0	21	2.0

PLAYER CAREER STATS

QUIRIN EMANGA

CAREER STATISTICS

			FG			3-Point			Free Throw			Rebounds								Scoring	
	GP/GS	MIN/AVG	FG	FGA	PCT	FG	FGA	PCT	FT	FTA	PCT	OFF	DEF	TOT	AVG	AST	BLK	STL	PTS	AVG	
2019-20	14/0	84/6.0	5	12	.417	3	8	.375	0	0	.000	2	13	15	1.1	2	2	2	13	0.9	

CAA STATISTICS

			FG			3-Point			Free Throw			Rebounds								Scoring	
	GP/GS	MIN/AVG	FG	FGA	PCT	FG	FGA	PCT	FT	FTA	PCT	OFF	DEF	TOT	AVG	AST	BLK	STL	PTS	AVG	
2019-20	6/0	42/7.0	2	5	.400	1	2	.500	0	0	.000	1	7	8	1.6	2	2	0	5	0.8	

MYLES FRANKLIN

CAREER STATISTICS

			FG			3-Point			Free Throw			Rebounds								Scoring	
	GP/GS	MIN/AVG	FG	FGA	PCT	FG	FGA	PCT	FT	FTA	PCT	OFF	DEF	TOT	AVG	AST	BLK	STL	PTS	AVG	
2017-18	16/0	58/3.6	5	13	.384	2	8	.250	3	6	.500	0	6	6	0.4	3	0	1	15	0.9	
2018-19	28/1	288/10.3	13	42	.310	7	24	.292	16	26	.615	9	15	24	0.9	21	0	2	49	1.8	
2019-20	21/0	317/15.1	26	65	.400	14	37	.378	17	22	.773	7	16	23	1.1	27	2	8	83	4.0	
TOTAL	65/1	663/10.2	44	120	.367	23	69	.333	36	54	.667	16	37	53	0.8	49	2	11	147	2.3	

CAA STATISTICS

			FG			3-Point			Free Throw			Rebounds								Scoring	
	GP/GS	MIN/AVG	FG	FGA	PCT	FG	FGA	PCT	FT	FTA	PCT	OFF	DEF	TOT	AVG	AST	BLK	STL	PTS	AVG	
2017-18	5/0	10/2.0	1	3	.333	0	2	.000	0	2	.000	0	1	1	0.2	0	0	1	2	0.4	
2018-19	14/0	133/9.5	8	18	.444	5	12	.417	9	15	.600	6	4	10	0.7	10	0	1	30	2.1	
2019-20	9/0	121/13.4	10	22	.455	3	12	.250	1	2	.500	1	7	8	0.9	7	1	3	24	2.7	
TOTAL	28/0	264/9.4	19	43	.442	8	26	.308	10	19	.526	7	12	19	0.7	17	1	5	56	2.0	

TOMAS MURPHY

CAREER STATISTICS

			FG			3-Point			Free Throw			Rebounds								Scoring	
	GP/GS	MIN/AVG	FG	FGA	PCT	FG	FGA	PCT	FT	FTA	PCT	OFF	DEF	TOT	AVG	AST	BLK	STL	PTS	AVG	
2017-18	33/0	533/16.2	88	155	.568	4	16	.250	37	49	.755	39	40	79	2.4	26	3	4	217	6.6	
2018-19	31/8	590/19.0	100	198	.505	13	28	.464	37	50	.740	35	70	105	3.4	27	4	12	250	8.1	
2019-20	4/4	117/29.3	17	24	.708	0	1	.000	3	4	.750	5	6	11	2.8	6	3	1	37	9.3	
TOTAL	68/12	1230/18.1	205	377	.544	17	45	.378	77	103	.748	79	116	195	2.9	59	10	17	504	7.4	

CAA STATISTICS

			FG			3-Point			Free Throw			Rebounds								Scoring	
	GP/GS	MIN/AVG	FG	FGA	PCT	FG	FGA	PCT	FT	FTA	PCT	OFF	DEF	TOT	AVG	AST	BLK	STL	PTS	AVG	
2017-18	18/0	291/16.2	53	87	.609	1	5	.200	26	30	.867	21	22	43	2.4	13	1	3	133	7.4	
2018-19	15/1	266/17.7	48	88	.545	9	16	.563	10	13	.769	18	32	50	3.3	8	2	7	115	7.7	
2019-20	DNP																				
TOTAL	33/1	557/16.9	101	175	.577	10	21	.476	36	43	.837	39	54	93	2.8	21	3	10	248	7.5	

JORDAN ROLAND

CAREER STATISTICS

	GP/GS		MIN/AVG		FG		3-Point		Free Throw		Rebounds				AST		BLK	STL	Scoring	
					FG	FGA	PCT	FG	FGA	PCT	FT	FTA	PCT	OFF	DEF	TOT			AVG	PTS
2015-16*	35/0	163/4.7	11	45	.244	2	14	.143	17	22	.773	5	9	14	0.4	5	1	5	41	1.2
2016-17*	35/11	703/20.1	88	185	.476	43	103	.417	16	23	.696	16	54	70	2.0	48	10	27	235	6.7
2017-18	-REDSHIRT SEASON-																			
2018-19	34/24	1038/30.5	167	370	.451	99	246	.402	65	72	.903	16	65	81	2.4	58	8	40	498	14.6
2019-20	21/21	769/36.6	170	341	.499	70	159	.440	82	92	.891	9	64	73	3.5	38	6	38	492	23.4
TOTAL	125/56	2673/21.4	436	941	.463	214	522	.410	180	209	.861	46	192	238	1.9	149	25	110	1266	10.1
NU TOTAL	55/45	1807/32.9	337	711	.474	169	405	.417	147	164	.896	25	129	154	2.8	96	14	78	990	18.0

* at George Washington

LEAGUE STATISTICS

	GP/GS	MIN/AVG	FG	FGA	PCT	FG	FGA	PCT	FT	FTA	PCT	OFF	DEF	TOT	AVG	AST	BLK	STL	PTS	AVG
2015-16*	17/0	89/5.2	6	27	.222	1	9	.111	11	13	.846	3	6	9	0.5	2	0	2	24	1.4
2016-17*	18/4	354/19.7	42	93	.452	22	52	.423	4	7	.571	7	21	28	1.6	21	6	13	110	6.1
2017-18	-REDSHIRT SEASON-																			
2018-19	18/12	555/30.8	87	204	.426	51	133	.383	36	41	.878	10	35	45	2.5	32	6	24	261	14.5
2019-20	9/9	321/35.7	80	166	.482	32	71	.451	31	37	.838	7	31	38	4.2	15	2	17	223	24.8
TOTAL	62/25	1319/21.3	215	490	.439	106	265	.400	82	98	.837	27	93	120	1.9	70	14	56	618	10.0
A-10	35/4	443/12.7	48	120	.400	23	61	.377	15	20	.750	10	27	37	1.1	23	6	15	134	3.8
CAA	27/21	876/32.4	167	370	.451	83	204	.407	67	78	.859	17	66	83	3.1	47	8	41	484	17.9

PLAYER CAREER STATS

GUILIEN SMITH

CAREER STATISTICS

	GP/GS		MIN/AVG		FG			3-Point			Free Throw			Rebounds				AST			Scoring	
					FG	FGA	PCT	FG	FGA	PCT	FT	FTA	PCT	OFF	DEF	TOT	AVG				PTS	AVG
2015-16*	28/8	412/14.7	49	129	.380	13	45	.289	29	37	.784	7	30	37	1.3	14	0	11	140	5.0		
2016-17*	27/27	778/28.8	107	248	.431	34	92	.370	76	101	.752	11	84	95	3.5	49	1	20	324	12.0		
2017-18*	3/3	81/27.0	10	29	.345	2	9	.222	9	9	1.000	1	6	7	2.3	4	0	2	31	10.3		
2018-19*	17/6	258/15.2	23	73	.315	8	38	.211	16	20	.800	5	29	34	2.0	16	2	8	70	4.1		
2019-20	17/1	143/8.4	12	35	.343	9	21	.429	2	4	.500	2	5	7	0.4	8	2	7	35	2.1		
Total	92/45	1671/18.	201	514	.391	66	205	.322	132	171	.772	26	154	180	1.7	91	5	48	600	6.5		

* - at Dartmouth

LEAGUE STATISTICS

	GP/GS		MIN/AVG		FG			3-Point			Free Throw			Rebounds				AST			Scoring	
					FG	FGA	PCT	FG	FGA	PCT	FT	FTA	PCT	OFF	DEF	TOT	AVG				PTS	AVG
2015-16*	14/3	204/14.6	22	62	.355	4	15	.267	15	21	.714	2	14	16	1.1	6	0	5	63	4.5		
2016-17*	14/14	405/28.9	58	134	.433	15	45	.333	30	45	.667	7	37	44	3.1	25	1	9	161	11.5		
2017-18*	-REDSHIRT SEASON-																					
2018-19*	11/1	128/11.6	11	33	.333	4	18	.222	8	12	.667	3	16	19	1.7	7	1	3	34	3.1		
2019-20	9/1	103/11.4	7	19	.368	4	12	.333	1	2	.500	1	3	4	0.4	7	1	7	19	2.1		
TOTAL	48/19	840/17.5	98	248	.395	27	90	.300	54	80	.675	13	82	83	1.7	45	3	24	277	5.8		
IVY	39/18	737/18.9	91	229	.397	23	78	.295	53	78	.679	12	67	79	2.0	38	2	17	258	6.6		

JASON STRONG

CAREER STATISTICS

	GP/GS		MIN/AVG		FG			3-Point			Free Throw			Rebounds				AST			Scoring	
					FG	FGA	PCT	FG	FGA	PCT	FT	FTA	PCT	OFF	DEF	TOT	AVG				PTS	AVG
2017-18	10/0	31/3.1	0	11	.000	0	3	.000	0	0	.000	1	1	2	0.2	2	0	0	0	0.0		
2018-19	29/3	279/9.6	40	83	.482	10	30	.333	7	10	.700	12	31	43	1.5	6	4	3	97	3.3		
2019-20	21/0	237/11.3	30	60	.500	7	15	.467	11	12	.917	12	31	43	2.0	13	3	3	78	3.7		
Total	60/3	547/9.1	70	154	.455	17	48	.354	18	22	.818	25	63	88	1.5	21	7	6	175	2.9		

CAA STATISTICS

	GP/GS		MIN/AVG		FG			3-Point			Free Throw			Rebounds				AST			Scoring	
					FG	FGA	PCT	FG	FGA	PCT	FT	FTA	PCT	OFF	DEF	TOT	AVG				PTS	AVG
2017-18	1/0	2/2.0	0	1	.000	0	0	.000	0	0	.000	0	0	0	0.0	0	0	0	0	0.0		
2018-19	15/1	106/7.1	8	23	.348	1	8	.125	2	3	.667	3	11	14	0.9	4	2	1	19	1.3		
2019-20	9/0	98/10.9	12	25	.480	0	2	.000	6	6	1.000	5	10	15	1.7	6	0	2	30	3.3		
Total	25/1	206/8.2	20	49	.408	1	10	.100	8	9	.889	8	21	29	1.2	10	2	3	49	2.0		

TYSON WALKER

CAREER STATISTICS

	GP/GS		MIN/AVG		FG			3-Point			Free Throw			Rebounds				AST			Scoring	
					FG	FGA	PCT	FG	FGA	PCT	FT	FTA	PCT	OFF	DEF	TOT	AVG				PTS	AVG
2019-20	21/21	649/30.9	94	201	.478	27	71	.380	28	43	.651	9	33	42	2.0	75	4	34	243	11.6		

CAA STATISTICS

	GP/GS		MIN/AVG		FG			3-Point			Free Throw			Rebounds				AST			Scoring	
					FG	FGA	PCT	FG	FGA	PCT	FT	FTA	PCT	OFF	DEF	TOT	AVG				PTS	AVG
2019-20	9/9	310/34.4	49	103	.476	14	40	.350	14	22	.636	4	17	21	2.3	35	1	12	126	14.0		

SHAQUILLE WALTERS

CAREER STATISTICS

	GP/GS		MIN/AVG		FG			3-Point			Free Throw			Rebounds				AST			Scoring	
					FG	FGA	PCT	FG	FGA	PCT	FT	FTA	PCT	OFF	DEF	TOT	AVG				PTS	AVG
2017-18*	21/0	311/14.8	31	67	.463	7	22	.318	10	18	.556	2	35	37	1.8	15	3	4	79	3.8		
2018-19	10/0	123/12.3	3	17	.176	0	4	.000	10	14	.714	1	12	13	1.3	7	1	3	16	1.6		
2019-20	20/18	489/24.5	47	110	.427	10	43	.233	25	32	.781	8	76	84	4.2	30	3	13	129	6.5		
TOTAL	51/18	924/18.1	81	194	.418	17	69	.246	45	64	.703	11	123	134	2.6	53	7	20	224	4.4		
NU TOTAL	30/18	613/20.4	50	127	.394	10	47	.213	35	46	.761	9	88	97	3.2	38	4	16	145	4.8		

* at Santa Clara

LEAGUE STATISTICS

	GP/GS		MIN/AVG		FG			3-Point			Free Throw			Rebounds				AST			Scoring	
					FG	FGA	PCT	FG	FGA	PCT	FT	FTA	PCT	OFF	DEF	TOT	AVG				PTS	AVG
2017-18*	8/0	112/14.0	7	22	.318	4	10	.400	2	5	.400	1	11	12	1.5	7	3	2	20	2.5		
2018-19	2/0	7/3.5	0	0	.000	0	0	.000	0	0	.000	0	1	1	0.5	0	0	0	0	0.0		
2019-20	8/8	201/25.1	19	42	.452	4	13	.308	9	12	.750	3	37	40	5.0	14	0	6	51	6.4		
TOTAL	18/8	320/17.8	26	64	.406	8	23	.348	11	17	.647	4	49	53	2.9	21	3	8	71	3.9		
CAA	10/8	208/20.8	19	42	.452	4	13	.308	9	12	.750	3	38	41	4.1	14	0	6	51	5.1		