



# 2019-20 MEN'S BASKETBALL

9 NCAA TOURNAMENT APPEARANCES | 22 PROS IN COEN ERA | 141 CAA WINS SINCE 2006, BEST IN CAA

MBB CONTACT **SCOTT MacDONALD**

 S.MACDONALD@NORTHEASTERN.EDU

## 100th SEASON

 (919) 619-4137

### Game

# 21

**NORTHEASTERN (11-9, 5-3 CAA)  
DELAWARE (14-7, 4-4 CAA)**

SATURDAY, JAN. 25 | NOON  
MATTHEWS ARENA (5,066)

### GENERAL INFORMATION

Northeastern University.....Founded in 1898  
Location.....Boston, Mass.  
Enrollment.....21,489  
Nickname.....Huskies  
Colors.....Red and Black  
Conference.....Colonial Athletic Association (CAA)  
Arena (Capacity).....Matthews Arena (5,066)  
Year Opened.....1910  
President.....Dr. Joseph Aoun (MIT, '81)  
Director of Athletics.....Jeff Konya (Princeton, '95)

### BASKETBALL HISTORY

First Year / Record.....1919-20 / 1,244-1,131 (.524)  
NCAA Tournament.....9 Appearances (3-9 record)  
CAA Titles (joined in 2005).....5  
Last Regular Season / Tournament Title.....2018 / 2019

## SCHEDULE

#### NOVEMBER

		EST (TV)
5	at Boston University	W, 72-67
8	<b>HARVARD</b>	<b>W, 84-79</b>
12	at UMass	L, 80-71
16	<b>OLD DOMINION</b>	<b>L, 76-69</b>
19	at Holy Cross	W, 101-44
25	vs. South Alabama - 1	L, 74-62
26	vs. Drake - 1	L, 59-56
27	vs. Weber State - 1	W, 79-69

#### DECEMBER

4	<b>MAINE</b>	<b>W, 78-63</b>
7	<b>DAVIDSON</b>	<b>L, 70-63</b>
17	at Eastern Michigan	L, 60-55
19	at Detroit Mercy	W, 74-61
28	at Towson *	W, 61-45
30	at James Madison *	W, 88-72

#### JANUARY

2	<b>ELON *</b>	<b>W, 77-68</b>
4	<b>WILLIAM &amp; MARY *</b>	<b>L, 66-64</b>
9	<b>HOFSTRA *</b>	<b>L, 74-72</b>
16	at College of Charleston *	W, 79-76
18	at UNCW *	L, 76-74 (OT)
23	<b>DREXEL *</b>	<b>W, 85-52</b>
25	<b>DELAWARE *</b>	<b>NOON (NESN+)</b>
30	at William & Mary *	7 p.m. (FLOHOOPS)

#### FEBRUARY

1	at Elon *	4 p.m. (FLOHOOPS)
8	at Hofstra *	4 p.m. (FLOHOOPS)
13	<b>UNCW *</b>	<b>7 P.M. (NESN)</b>
15	<b>COLLEGE OF CHARLESTON *</b>	<b>NOON (FLOHOOPS)</b>
20	at Delaware *	7 p.m. (FLOHOOPS)
22	at Drexel *	2 p.m. (FLOHOOPS)
27	<b>JAMES MADISON *</b>	<b>8 P.M. (NESN+)</b>

#### MARCH

1	<b>TOWSON *</b>	<b>4 P.M. (CBS SPORTS)</b>
7-10	at CAA tournament - 2	

1 = Gulf Coast Showcase, Estero, Fla. at Hertz Arena

2 = Washington, D.C.; **HOME**; \* = CAA contest

### MEDIA INFORMATION

**BROADCAST:**  **NESN+**

**TALENT:** Alex Vispoli (PxP), Mike O'Brien (analyst), John Avino (sideline)

**BROADCAST:**  104.9 FM | wrbb.org

**TALENT:** Michael Petillo (PxP), Milton Posner (analyst)

**OFFICIALS:** Matt Lavigne, Matt Dorn, Greg Moyer

**LIVE STATS:** NUhuskies.com

**BE SOCIAL:**    @GoNUmbasketball

### OPENING TIP

• The Huskies' 33-point win was the most over a CAA opponent since beating Delaware by 36, 90-54, on Jan. 5, 2017 inside Matthews Arena

• Northeastern has dropped three conference games by a total of six points, falling in the closing seconds in all three; The Huskies are 1-4 this season in games decided by 3 points or less

• The Huskies are 8-0 this season when shooting 50 percent or better; Shot 55 percent in the win over Drexel on Thursday night

• Senior **Jordan Roland** checked in at No. 25 on the ESPN.com list of top players in the country through 1 month of the season after scoring an amazing 81 points in the first two games and a single-game school record 42 in a win over Harvard (11/8)

• **Roland** has 97 points over his last three games, 32.3 per game; He is fifth in the country in scoring (23.3), and has 1,239 career points (963 at Northeastern in 54 games / 17.8 per game)

• Senior **Bolden Brace** became the 39th player in program history to reach 1,000 points in his career against Hofstra (1/14) and moved into 32nd on the all-time NU scoring list with 1,048 points

• Coach **Bill Coen** is No. 2 all-time in school history with 235 wins and just one win shy of tying former Drexel Coach Bruiser Flint for second all-time with 158 CAA wins

### NORTHEASTERN PROBABLE STARTERS (based off last game)

Pos. No.	Name	Ht./Wt.	Yr.	GP/GS	PPG	RPG	Notes
G	02 Tyson Walker	6-0/162	Fr.	20/20	11.6	2.0	32 pts vs. Elon (5th-most by a FR in NU history)
G	12 Jordan Roland	6-1/171	Sr.-R	20/20	23.3	3.5	5th in NCAA in scoring; 97 pts over last 3 games
G	20 Bolden Brace	6-6/225	Sr.	20/20	10.9	6.5	NU history; #5 in 3s made (211) & #32 in pts (1,048)
F	14 Max Boursiquot	6-5/211	Jr.-R	18/13	7.2	4.4	6 double-figure games, 1 shy of personal best
F	24 Shaquille Walters	6-6/190	Jr.	20/18	6.5	4.2	Season-best 15 pts vs. William & Mary (1/4)

### RESERVES

G	00 Jason Strong	6-8/217	So.-R	20/0	3.6	2.1	10 pts & career-high 9 rebs at Detroit Mercy (12/19)
G	01 Vito Cubrilo	6-4/194	Fr.	6/0	0.0	0.0	Played on Croatia U18, U16 & U14 National Teams
F	10 Greg Eboigbodin	6-9/225	So.-R	18/5	3.3	5.1	4+ rebs in 12 of his last 14 games
G	13 Myles Franklin	6-4/170	Jr.	20/0	3.8	1.2	Career-high 6 boards & 5 asts at EMU (12/17)
G	21 Guillien Smith	6-1/200	Gr.	16/0	2.2	0.4	Shooting 43% from 3; 13 pts over last 2 games
G	22 Quirin Emanga	6-5/215	Fr.	13/0	1.0	1.2	Career-best 5 pts at Holy Cross (11/19)
F	32 Connor Braun	6-9/200	Fr.	0/0	0.0	0.0	No. 38 AZ player in HS per azcentral.com in 2019
F	33 Tomas Murphy	6-8/230	Jr.	4/4	9.3	2.8	Has not played since ODU (11/16) due to ankle injury

### ON THE HARDWOOD



## VS.



#### HUSKIES

128  
Bill Coen (14th)  
235-Coen (.533)  
Same

**NET RANKINGS**  
**COACH**  
**RECORD**  
**AT SCHOOL**

#### BLUE HENS

195  
Martin Ingelsby (4th)  
58-62 (.483)  
Same

#### LEADERS (CAA Rank)

**PTS** Jordan Roland, 23.3 (1st) / Nate Darling, 19.0 (4th)  
**REB** Bolden Brace, 6.5 (9th) / Justyn Mutts, 8.6 (5th)  
**AST** Tyson Walker, 3.5 (8th) / Kevin Anderson, 3.5 (7th)

#### INSIDE THE SERIES

**OVERALL:** 58th meeting, 28-29 (.491)  
**FIRST MEETING:** L, 89-85, in Waltham, Mass. (12/29/77)  
**AT MATTHEWS ARENA:** 12-9 (.571)  
**COEN vs. UD:** 20-11 (.645)  
**INGELSBY vs. NU:** 2-5 (.286)  
**OT:** 1-4 (.200)  
**STREAK:** NU has won 1; 4-1 over the last 5 games

#### LAST 10 MEETINGS (NU leads 8-2)

03/07/15	W	67-64	N	Royal Farms Arena
01/07/16	W	88-56	H	Matthews Arena
01/16/16	W	69-60	A	Bob Carpenter Center
01/05/17	W	90-54	H	Matthews Arena
01/19/17	L	69-64	A	Bob Carpenter Center
01/20/18	W	76-64	H	Matthews Arena
02/18/18	W	70-67	A	Bob Carpenter Center
03/04/18	W	74-50	N	Charleston Coliseum
12/30/18	L	82-80 (OT)	H	Matthews Arena
02/28/19	W	75-64	A	Bob Carpenter Center

#### Pronunciation guide

Max Boursiquot	BORE-seh-ko
Vito Cubrilo	vee-toe coo-BREEL-oh
Greg Eboigbodin	ee-BOYG-boh-din
Quirin Emanga	Q-rin ee-MAIN-ga
Myles Franklin	Miles
Tomas Murphy	Thomas
Guillien Smith	Jillian

## LAST GAME SUMMARY

### NORTHEASTERN 85, DREXEL 52

GAME 20 | Matthews Arena | Boston | Jan. 23

**Jordan Roland** scored a game-high 26 points and **Bolden Brace** added 17 points as Northeastern routed Drexel, 85-52, on Thursday night. The Huskies shot 55 percent from the floor and held the Dragons to 33 percent.

After Drexel made a 3-pointer to open up scoring, Northeastern responded with a 24-2 run, highlighted by Roland's 15 points during that stretch, to seize control of the game. NU shot 61 percent in the second half and improved to 8-0 this season when shooting at least 50 percent.

The Huskies have won eight straight over the Dragons inside Matthews Arena.

## LAST BOX SCORE

### VISITORS: Drexel (12-9, 5-3 CAA)

	POS	MINS	FG	3FG	FT	REBS	PF	A	B	S	TP
04 Sam Green	F	17	2-4	1-2	0-0	1	0	0	0	1	5
21 Mate Okros	F	27	1-3	1-3	0-0	2	0	1	0	1	3
51 James Butler	F	27	4-7	0-0	8-9	8	1	0	0	0	16
05 Zach Walton	G	17	0-4	0-2	0-0	2	2	0	0	0	0
11 Camren Wynter	G	27	3-12	0-3	0-1	1	3	0	0	0	6
00 Coletran Washington	F	20	4-8	3-5	0-0	1	1	0	0	0	11
13 Tim Perry, Jr.	F	7	0-1	0-0	0-0	2	3	0	0	0	0
15 Matej Juric	C	31	0-2	0-1	2-2	4	2	1	0	0	2
23 T.J. Bickerstaff	F	20	1-5	0-0	2-2	5	2	0	0	0	4
32 Tadas Karinas	F	7	1-3	1-3	2-2	0	3	0	0	0	5
<b>TOTALS</b>		<b>16-49</b>	<b>6-19</b>	<b>14-16</b>	<b>28</b>	<b>17</b>	<b>7</b>	<b>0</b>	<b>3</b>	<b>0</b>	<b>52</b>

<b>1st FG%:</b> 5-21 (23.8%)	<b>2nd FG%:</b> 11-28 (39.3%)	<b>FG%:</b> 16-49 (32.7%)
<b>1st 3FG%:</b> 2-7 (28.6%)	<b>2nd 3FG%:</b> 4-12 (33.3%)	<b>3FG%:</b> 6-19 (31.6%)
<b>1st FT%:</b> 5-6 (83.3%)	<b>2nd FT%:</b> 9-10 (90%)	<b>FT%:</b> 14-16 (87.5%)

### HOME: Northeastern (11-9, 5-3 CAA)

	POS	MINS	FG	3FG	FT	REBS	PF	A	B	S	TP
14 Max Boursiquot	F	19	4-7	0-2	0-0	4	3	2	0	4	8
24 Shaq Walters	F	16	1-1	0-0	2-2	3	4	1	0	0	4
02 Tyson Walker	G	23	3-9	1-2	0-0	1	1	2	0	2	7
12 Jordan Roland	G	28	10-20	4-8	2-2	7	0	2	0	0	26
20 Bolden Brace	G	26	7-8	3-4	0-0	4	2	2	0	2	17
00 Jason Strong	F	14	1-2	0-0	4-4	2	3	1	0	0	6
01 Vito Cubrilo	C	4	0-0	0-0	0-0	0	0	0	0	0	0
10 Greg Eboigbodin	F	17	1-4	0-0	4-6	6	3	3	2	0	6
13 Myles Franklin	F	18	3-3	0-0	0-0	1	0	0	0	0	6
21 Guillen Smith	F	24	2-3	1-1	0-0	2	3	2	1	1	5
22 Quirin Emanga	F	11	0-1	0-0	0-0	3	1	1	0	0	0
<b>TOTALS</b>		<b>32-58</b>	<b>9-17</b>	<b>12-14</b>	<b>34</b>	<b>20</b>	<b>16</b>	<b>3</b>	<b>9</b>	<b>85</b>	

<b>1st FG%:</b> 18-35 (51.4%)	<b>2nd FG%:</b> 14-23 (60.9%)	<b>FG%:</b> 32-58 (55.2%)
<b>1st 3FG%:</b> 7-14 (50%)	<b>2nd 3FG%:</b> 2-3 (66.7%)	<b>3FG%:</b> 9-17 (52.9%)
<b>1st FT%:</b> 6-6 (100%)	<b>2nd FT%:</b> 6-8 (75%)	<b>FT%:</b> 12-14 (85.7%)

**Officials:** Jerry Heater, Evon Burroughs, Tommy Deneen

**Technical Fouls:**

**Attendance:** 794

Score by Periods	1st	2nd	Total
Drexel	17	35	52
Northeastern	49	36	85

## LAST 5 GAMES | STATS


### Northeastern (2-3)

	GP/GS	MIN	FG	FG%	3FG	3FG%	A	TP	AVG
12 Jordan Roland	5/5	34.8	47-95	.495	22-43	.512	7	132	26.4
20 Bolden Brace	5/5	34.8	25-43	.581	11-23	.478	13	70	14.0
2 Tyson Walker	5/5	34.6	21-54	.389	3-17	.176	17	51	10.2
14 Max Boursiquot	5/5	22.0	16-31	.516	1-5	.200	4	33	6.6
24 Shaq Walters	5/5	22.8	12-24	.500	2-6	.333	8	30	6.0
21 Guillen Smith	5/0	14.6	7-17	.412	4-11	.364	6	18	3.6
13 Myles Franklin	5/0	13.8	6-13	.462	1-5	.200	2	14	2.8
00 Jason Strong	5/0	10.4	5-11	.455	0-1	.000	4	14	2.8
10 Greg Eboigbodin	5/0	14.0	2-9	.222	0-0	.000	3	12	2.4
22 Quirin Emanga	2/0	6.0	0-1	.000	0-0	.000	1	0	0.0
01 Vito Cubrilo	1/0	4.0	0-0	.000	0-0	.000	0	0	0.0
<b>TEAM</b>		<b>141-298</b>	<b>.473</b>	<b>48-61</b>	<b>.787</b>	<b>65</b>	<b>374</b>	<b>74.8</b>	



**00 | F JASON STRONG** **6-8, 217 | SO.-R | COCONUT CREEK, FLA.**  
**CAREER:** 59 GP / 3 GS | 2.9 PPG, 1.5 RPG, 0.3 APG **MAJOR:** BUSINESS ADMINISTRATION  
**SEASON:** 20 GP / 0 GS | 3.6 PPG, 2.1 RPG, 0.6 APG **HIGHS:** 18 pts, 9 rebs, 3 asts

Went 4-for-4 from the FT line vs. Drexel (1/23) ... Grabbed a career-best 9 rebs at Detroit Mercy (12/19) to go with 10 pts ... Set a new career-high with 18 pts at Holy Cross (11/19) ... Shooting 47% from 3 this season



**11 | G VITO CUBRILLO** **6-4, 194 | FR. | ZAGREB, CROATIA**  
**CAREER:** First Season **MAJOR:** UNDECIDED  
**SEASON:** 6 GP / 0 GS | 0.0 PPG, 0.0 RPG, 0.2 APG **HIGHS:** 0 pts, 0 rebs, 1 asts, 0 3-ptrs

Played in 6 games this season ... Born and raised in Croatia ... Member of the U14, U16 and U18 Croatian National Teams ... Helped his squad to U14 and U16 national titles



**21 | G TYSON WALKER** **6-0, 162 | FR. | WESTBURY, N.Y.**  
**CAREER:** First Season **MAJOR:** GENERAL STUDIES  
**SEASON:** 20 GP / 20 GS | 11.6 PPG, 2.0 RPG, 3.5 APG **HIGHS:** 32 pts, 5 rebs, 6 asts, 4 3-ptrs

Four-time CAA Rookie of the Week (11/11, 11/25, 12/31, 1/6) ... Career-high 32 pts vs. Elon (1/2), making 4-of-7 from long range ... First 20-pt game vs. South Alabama (11/25) ... Reached double-figures in 6 of 8 CAA games this season ... Scoring 14.4 per game in league play



**10 | F GREG EBOIGBODIN** **6-9, 225 | SO.-R | BENIN CITY, NIGERIA**  
**CAREER:** 48 GP / 7 GS | 2.6 PPG, 3.4 RPG, 0.3 BPG **MAJOR:** COMMUNICATION STUDIES  
**SEASON:** 18 GP / 5 GS | 3.3 PPG, 5.1 RPG, 0.8 APG **HIGHS:** 13 pts, 9 rebs, 3 asts, 3 blks

Grabbed 11 boards in first two CAA games at Towson (12/28) and JMU (12/30) ... Scored a career-high 13 pts vs. Weber State (11/27) ... Grabbed a career-best 9 rebs vs. South Alabama (11/25) ... Made his first 19 FTs of the season, now 19-for-21 ... Transfer from Illinois before last season and sat out



**12 | G JORDAN ROLAND** **6-1, 171 | SR. | SYRACUSE, N.Y.**  
**CAREER:** 124 GP / 55 GS | 10.0 PPG, 1.9 RPG, 1.2 APG **MAJOR:** CORP./ORG. COMMUNICATIONS  
**SEASON:** 20 GP / 20 GS | 23.3 PPG, 3.5 RPG, 1.8 APG **HIGHS:** 42 pts, 7 rebs, 8 3-ptrs

Named to Oscar Robertson Trophy Watch List ... Set school record with 42 pts vs. Harvard (11/8) ... Scored 39 pts in opener at BU (11/5) ... Trask Coliseum record 38 pts at UNCW (1/18) ... Leads CAA w/5 30-pt games ... 1,239 career points (963 at NU)



**13 | G MYLES FRANKLIN** **6-4, 170 | JR. | BREA, CALIF.**  
**CAREER:** 64 GP / 1 GS | 2.2 PPG, 0.8 RPG, 0.8 APG **MAJOR:** PSYCHOLOGY  
**SEASON:** 20 GP / 0 GS | 3.8 PPG, 1.2 RPG, 1.3 APG **HIGHS:** 10 pts, 6 rebs, 5 asts, 2 stls

Went 3-for-3 from the floor vs. Drexel (1/23) ... Grabbed a career-high 6 boards at EMU (12/17) ... Career-high 10 pts and 5 steals at Holy Cross (11/19) ... Career-best 6-for-8 from the FT line vs. Drake (11/26)



**14 | F MAXIME BOURSICQUOT** **6-5, 211 | JR.-R | OTTAWA, ONTARIO**  
**CAREER:** 82 GP / 47 GS | 6.1 PPG, 4.1 RPG, 1.0 APG **MAJOR:** BIOLOGY  
**SEASON:** 18 GP / 13 GS | 7.2 PPG, 4.4 RPG, 1.2 APG **HIGHS:** 17 pts, 13 rebs, 5 asts

Season-best 13 pts vs. William & Mary (1/4) ... Consecutive double-doubles (10 pts, 10 rebs) at Detroit (12/19) and EMU (12/17) ... Shooting 50% from 3 this season ... The Huskies are 4-2 when he scores 10 or more points this year



**20 | G BOLDEN BRACE** **6-6, 225 | SR. | SANTA BARBARA, CALIF.**  
**CAREER:** 118 GP / 69 GS | 8.9 PPG, 5.0 RPG, 2.2 APG **MAJOR:** PROJECT MANAGEMENT  
**SEASON:** 20 GP / 20 GS | 10.9 PPG, 6.5 RPG, 2.3 APG **HIGHS:** 40 pts, 14 rebs, 9 asts, 10 3-ptrs

No. 5 in program history w/211 3-pointers ... Near triple-double at JMU (12/30) w/16 pts, 8 rebs, 8 asts ... Back-to-Back double-doubles vs. Hofstra (18 pts, 10 rebs) and at Charleston (19 pts, 11 rebs) ... No. 32 on NU all-time scoring list with 1,048 pts (39th player to reach 1,000)



**21 | G GUILLEN SMITH** **6-1, 200 | SR.-G | BOSTON, MASS.**  
**CAREER:** 91 GP / 44 GS | 6.6 PPG, 2.0 RPG, 1.0 APG **MAJOR:** INTERNATIONAL BUSINESS  
**SEASON:** 16 GP / 0 GS | 2.2 PPG, 0.4 RPG, 0.5 APG **HIGHS:** 29 pts, 6 rebs, 5 asts

Season-high 8 pts at UNCW (1/18) ... Made 2-of-2 from 3 at Detroit (12/19) ... Went 2-for-4 from long range at EMU (12/17) ... Shooting 43% from 3 this season ... Graduate Transfer from Dartmouth where he made 44 starts in 75 games



**22 | F QUIRIN EMANGA** **6-5, 215 | FR. | NECKAR, GERMANY**  
**CAREER:** First Season **MAJOR:** GENERAL STUDIES  
**SEASON:** 13 GP / 0 GS | 1.0 PPG, 1.2 RPG, 0.2 APG **HIGHS:** 5 pts, 5 rebs, 1 asts, 1 3-ptr

2-for-4 from the floor in CAA play, and 1-for-2 from 3 (.500) ... Blocked a career-best 2 shots vs. Elon (1/2) ... Posted season-high 5 pts and 5 rebs at Holy Cross (11/19) ... Won German National Championship in 2015 & 3x3 National Title in 2018.



**24 | F SHAQUILLE WALTERS** **6-6, 190 | JR. | LONDON, ENGLAND**  
**CAREER:** 51 GP / 18 GS | 4.4 PPG, 2.6 RPG, 1.0 APG **MAJOR:** COMMUNICATIONS  
**SEASON:** 20 GP / 18 GS | 6.5 PPG, 4.2 RPG, 1.5 APG **HIGHS:** 20 pts, 12 rebs, 6 asts, 3 stls

Handed out career-best 6 assists vs. Hofstra (1/9) ... Scored 12 pts in the 2nd half vs. William & Mary (1/4) and finished with season-best 15 ... Had a career night at JMU (12/30), tallying double-double with 12 pts, 12 rebs, 4 asts and 3 stls



**32 | F CONNOR BRAUN** **6-9, 200 | FR. | TEMPE, ARIZ.**  
**CAREER:** First Season **MAJOR:** BUSINESS ADMINISTRATION  
**SEASON:** 0 GP / 0 GS | 0.0 PPG, 0.0 RPG, 0.0 APG **HIGHS:** 0 pts, 0 rebs, 0 asts, 0 3-ptrs

Named All-Region first team after averaging 14.0 points, 10.0 rebounds and 1.0 block per game as a senior in high school ... Led team to a state title in Arizona



**33 | F TOMAS MURPHY** **6-8, 230 | JR. | WAKEFIELD, R.I.**  
**CAREER:** 68 GP / 12 GS | 7.4 PPG, 2.9 RPG, 0.9 APG **MAJOR:** PSYCHOLOGY  
**SEASON:** 4 GP / 4 GS | 9.3 PPG, 2.8 RPG, 1.5 APG **HIGHS:** 21 pts, 12 rebs, 7 assts

Has not played since ODU (11/16) due to ankle injury ... Made a career-best 9 field goals and scored 18 pts at UMass (11/12) ... Played for Finnish National Team in the U20 European Championships in the summer of 2016

## HUSKIES BY THE NUMBERS ...

1

The Huskies have held the best RPI ranking of any New England school over the last two years (2017-19).

2

Head Coach **Bill Coen** ranks 2nd all-time in program history with 235 wins. Jim Calhoun (1972-86) holds the record with 250 career wins.

2

CAA wins needed by **Bill Coen** to move into second all-time in CAA history for wins (postseason+regular season).

9

The Huskies made their 9th NCAA tournament appearance in 2019 after winning the CAA tournament.

39

Number of 1,000 point scorers in program history, 33rd-best in the NCAA.

42

**Jordan Roland's** 42 points set a new single-game school record in a win over Harvard in the home opener at Matthews Arena.

83

Conference wins over the last 7-plus years, most by any CAA school.

99

**Jordan Roland** set a new all-time single-season school record in 3-pointers made last season.

100

Men's Basketball seasons at Northeastern University.

206

Consecutive games that Northeastern has connected on a 3-pointer, dating back to the 2013-14 season.

1,000

**Jordan Roland** has 1,239 career points and 963 at NU, while **Bolden Brace** has 1,148 career points.

1,244

All-time wins in Northeastern men's basketball history. This marks the 100th season for the Huskies.

### A WIN ON SATURDAY WOULD ...

- Improve Northeastern to 28-8 (.778) inside Matthews Arena over the last 36 games
- Push the Huskies to 5-4 at home this season
- Be the ninth win in the last 11 games vs. Delaware
- Give head coach **Bill Coen** 158 CAA wins, tying him for second all-time with former Drexel Coach Bruiser Flint

### A LOSS ON SATURDAY WOULD ...

- Drop the Huskies to 4-5 on the season at home
- Be the most losses inside Matthews Arena since the 2015-16 season, finishing that year 7-7
- Give Delaware an all-time record of 30-28 against Northeastern
- Reduce NU's record to 16-6 against CAA opponents at home over the last 22

### KEEP ROLAND!

- Redshirt senior **Jordan Roland** is one of the top scorers in the country and leads the CAA with 23.3 points per game (#5 in NCAA)
- He led the country in scoring over the first month of the season, and has remained inside the top 15 all season long
- **Roland** has scored 20 or more points in 12 of 20 games this year and leads the CAA with five 30-point games
- He has a team-best 51 career double-digit scoring games
- Roland had a string of 28 straight games with at least one 3-pointer made snapped at Towson (12/28/19), finishing 0-for-5 (He made a shot with his foot on the line in the first half)

### NCAA Scoring Leaders

Rk.	Name	PPG	FG%
1.	Markus Howard, Marquette	28.4	.424
2.	Jhivvan Jackson, UTSA	26.4	.415
3.	Antoine Davis, Detroit Mercy	23.8	.353
4.	Terry Taylor, Austin Peay	23.5	.578
5.	<b>Jordan Roland, Northeastern</b>	<b>23.3</b>	<b>.503</b>

### BO REACHES 1,000 POINTS

- **Bolden Brace** became the 39th player in program history to reach 1,000 points for their career, scoring 18 vs. Hofstra last Thursday night (1/9), adding 10 rebounds to record his second double-double of the season
- **Brace** hails from Santa Barbara, Calif. and ranks No. 5 all-time in 3-pointers made (211) and No. 32 in total points (1,048)
- He leads the team with three double-doubles this season and 12 for his career, ranking No. 9 in the CAA with 6.5 rebounds per game; He is third in three-point FG percentage (.457) and 15th in assists per game (2.3)

### TOP FRESHMAN PERFORMANCES IN PROGRAM HISTORY

- **Tyson Walker** put on one of the best performances in any single game in Northeastern history with his 32-point performance against Elon (1/2/20)



## CAA STANDINGS

THROUGH JAN. 24, 2020

	CONFERENCE			OVERALL			
	W-L-T	PCT	Last 5	W-L-T	PCT	Last 10	STRK
1. William & Mary	7-1	.875	4-1	15-6	.714	7-3	W1
2. Charleston	6-2	.750	3-2	12-8	.600	7-3	W1
3. <b>Northeastern</b>	<b>5-3</b>	<b>.625</b>	<b>2-3</b>	<b>11-9</b>	<b>.550</b>	<b>5-5</b>	<b>W1</b>
Drexel	5-3	.625	3-2	12-9	.571	7-3	L1
Hofstra	5-3	.625	3-2	14-7	.667	7-3	L2
Towson	5-3	.625	4-1	11-9	.550	6-4	W5
7. Delaware	4-4	.500	3-2	14-7	.667	5-5	W2
8. Elon	1-7	.125	1-4	5-16	.238	1-9	L3
James Madison	1-7	.125	0-5	8-11	.421	3-7	L5
UNCW	1-7	.125	1-4	6-15	.286	1-9	W1



NORTHEASTERN'S RECORD WHEN ...

home	4-4
away	6-3
neutral	1-2
overtime	0-1
games decided by 3 pts or less	1-4
games decided by 4-5 pts	2-1
games decided by 6-10 pts	2-3
games decided by 11-19 pts	4-1
games decided by 20+ pts	2-0
vs. Top 25	0-0
vs. Top 10	0-0
vs. Mid-Major Top 25	1-1
vs. Power 5 opponents	0-0
scoring first	6-2
leading at the half	9-3
tied at the half	0-0
trailing at the half	2-6
leading with 10 mins remaining	10-1
tied with 10 mins remaining	0-0
trailing with 10 mins remaining	1-8
leading with 5 mins remaining	9-2
tied with 5 mins remaining	0-1
trailing with 5 mins remaining	1-6
NU shoots 50% or better	8-0
NU shoots less than 50%	3-9
NU shoots better than opponent	11-2
NU shoots the same as opponent	0-0
NU shoots worse than opponent	0-7
Opponent shoots 50% or better	0-6
Opponent shoots less than 50%	11-3
NU outrebounds opponent	8-3
Opponent outrebounds NU	3-6
NU equals opponent in rebs	0-0
NU shoots 80% or better from FT line	7-6
NU has more FT attempts	5-4
Opponent has more FT attempts	6-5
NU equals opponent in FT attempts	0-0
NU shoots 40% or better from 3	7-2
NU has less turnovers than opponent	6-3
NU has more turnovers than opponent	4-5
NU equals opponent in turnovers	1-1
NU scores 100+ pts	1-0
NU scores 90-99 pts	0-0
NU scores 80-89 pts	3-0
NU scores 70-79 pts	6-3
NU scores 60-69 pts	1-4
NU scores 50-59	0-2
NU scores less than 50 pts	1-0
Opponent scores 100+ pts	0-0
Opponent scores 90-99 pts	0-0
Opponent scores 80-89 pts	0-1
Opponent scores 70-79 pts	3-5
Opponent scores 60-69 pts	5-2
Opponent scores 50-59	1-1
Opponent scores less than 50 pts	2-0
On Monday	1-1
On Tuesday	2-3
On Wednesday	2-0
On Thursday	4-1
On Friday	1-0
On Saturday	1-4
On Sunday	0-0
In November	4-4
In December	4-2
In January	3-3
In February	0-0
In March	0-0
On National TV (ESPN, ESPN2, CBS Sports)	0-1
On NESN or NESN+	4-3
On FLOHOOPS	6-6
Miscellaneous	
Current Streak	Won 1
Home court streak	Won 1
Neutral court streak	Won 1
Road Streak	Lost 1
All-Time Record   100th Season	1,244-1,131 (.524)

Top Freshman Performances over the last 100 years

1.	40 by Bolden Brace vs. Elon	2/23/17	Matthews Arena
2.	39 by Malcom Henry vs. AIC	2/2/45	Boston YMCA
3.	38 by J.J. Barea vs. Maine	3/9/03	Walter Brown Arena
	38 by Reggie Lewis vs. Canisius	2/5/85	Matthews Arena
5.	32 by Tyson Walker vs. Elon	1/2/20	Matthews Arena

COEN CLIMBING NORTHEASTERN AND CAA RECORD BOOKS

• Fourteenth-year head coach **Bill Coen** is currently No. 2 all-time in Northeastern history with 234 wins, and No. 3 all-time in the CAA with 156 wins in league and postseason play

Winningest Northeastern Coaches

1.	Jim Calhoun, 14 seasons	1972-86	250
2.	<b>Bill Coen, 14th season</b>	<b>2007-Present</b>	<b>235</b>
3.	Dick Dukeshire, 13 seasons	1958-71	204

Winningest CAA Coaches

1.	Jim Larranaga, George Mason	1998-11	183
2.	Bruiser Flint, Drexel	2002-16	158
3.	<b>Bill Coen, Northeastern</b>	<b>2007-Present</b>	<b>157</b>
4.	Blaine Taylor, Old Dominion	2002-13	148
5.	Tony Shaver, William & Mary	2004-Present	137
6.	Dick Tarrant, Richmond	1982-93	106
7.	Tom Pecora, Hofstra	2002-10	98
	Charles “Lefty” Driesell, JMU	1988-97	98
9.	Jerry Wainwright, UNCW	1995-2002	
10.	Monte’ Ross, Delaware	2007-16	86

WALKER OFF AND RUNNING

- Freshman point guard **Tyson Walker** has earned a league-best CAA Rookie of the Week honors four times (Nov. 11, Nov. 25, Dec. 31, Jan. 6)
- A native of Westbury, N.Y., **Walker** is No. 8 in the CAA by handing out 3.5 assists per game
- He has reached double-figures in 6 of 8 league games (14.4 ppg)
- Walker leads all freshman in the league in scoring (11.6), field goal percentage (.476), assists (69), steals (32) and assist/turnover ratio (1.6)

20 POINTS OR LESS

- On two occasions, the Huskies have held their opponents to less than 20 points in the first half this season
- In the league opener at Towson (12/28), Northeastern held the Tigers to 17 points on 8-of-26 shooting (31%) and 1-of-8 (13%) from 3
- On Thursday night, Northeastern limited Drexel to 24 percent shooting (5-for-21) in the opening 20 minutes, building a 22-point lead at the half, 49-17

Date	Opponent	NU starting lineup (Pos. 1-5)	Lineup Record	Pts	% of Offense	W/L
N5	Boston U.	Walker, Roland, Brace, Boursiquot, Murphy	1-0	70	97%	W
N8	HARVARD	Walker, Roland, Brace, Walters, Murphy	1-0	72	86%	W
N12	UMass	Walker, Roland, Brace, Walters, Murphy	1-1	63	89%	L
N16	OLD DOMINION	Walker, Roland, Brace, Boursiquot, Murphy	1-1	60	87%	L
N19	Holy Cross	Walker, Roland, Brace, Walters, Eboigbodin	1-0	57	56%	W
N25	vs. South Alabama	Walker, Roland, Brace, Walters, Eboigbodin	1-1	47	76%	L
N26	vs. Drake	Walker, Roland, Brace, Walters, Eboigbodin	1-2	37	66%	L
N27	vs. Weber State	Walker, Roland, Brace, Walters, Eboigbodin	2-2	71	90%	W
D4	MAINE	Walker, Roland, Brace, Walters, Eboigbodin	3-2	63	81%	W
D7	DAVIDSON	Walker, Roland, Brace, Boursiquot, Walters	0-1	60	95%	L
17	Eastern Michigan	Walker, Roland, Brace, Boursiquot, Walters	0-2	43	78%	L
19	Detroit Mercy	Walker, Roland, Brace, Boursiquot, Walters	1-2	52	70%	W
28	Towson*	Walker, Roland, Brace, Boursiquot, Walters	2-2	54	89%	W
30	James Madison*	Walker, Roland, Brace, Boursiquot, Walters	3-2	78	89%	W
J2	ELON*	Walker, Roland, Brace, Boursiquot, Walters	4-2	72	94%	W
J4	WILLIAM & MARY*	Walker, Roland, Brace, Boursiquot, Walters	4-3	60	94%	L
J9	HOFSTRA*	Walker, Roland, Brace, Boursiquot, Walters	4-4	64	89%	L
J16	Charleston*	Walker, Roland, Brace, Boursiquot, Walters	5-4	65	82%	W
J18	at UNCW*	Walker, Roland, Brace, Boursiquot, Walters	5-5	68	92%	L
J23	DREXEL*	Walker, Roland, Brace, Boursiquot, Walters	6-5	59	69%	W
J25	DELAWARE*					
J30	William & Mary*					
F1	Elon*					
F8	Hofstra*					
F13	UNCW*					
F15	CHARLESTON*					
F20	Delaware*					
F22	Drexel*					
F27	JAMES MADISON*					
M1	TOWSON*					

## NORTHEASTERN'S RECORD WHEN ...

### Leading Scorer

Tyson Walker	2-1	.667
Jordan Roland	8-6	.571
Bolden Brace	1-2	.333
Shaquille Walters	0-1	.000

### Leading Rebounder

Jordan Roland	2-0	1.000
Shaquille Walters	2-1	.667
Bolden Brace	3-2	.600
Maxime Boursiquot	2-3	.400
Greg Eboigbodin	2-3	.400

### Double-Figure Points

Jason Strong	2-0	1.000
Bolden Brace	7-3	.700
Maxime Boursiquot	4-2	.667
Jordan Roland	10-7	.588
Tyson Walker	7-5	.583
Greg Eboigbodin	1-1	.500
Shaquille Walters	1-2	.333
Tomas Murphy	0-1	.000

### Double-Figure Rebounds

Shaquille Walters	1-0	1.000
Max Boursiquot	1-1	.500
Bolden Brace	0-2	.000

### Double-Figure Assists

### Double-Doubles

Shaquille Walters	1-0	1.000
Max Boursiquot	1-1	.500
Bolden Brace	1-2	.333

\*\* In event of a tie for high-scorer-rebounder, both players are credited

## NORTHEASTERN'S INDIVIDUAL LEADERS

### Consecutive Double-Figure Points

Jordan Roland	5
---------------	---

### Double-Figure Games

	Career	'19-20
Jordan Roland	51	17
Bolden Brace	47	10
Tomas Murphy	21	1
Maxime Boursiquot	19	6
Tyson Walker	12	12
Jason Strong	5	2
Greg Eboigbodin	3	2
Shaquille Walters	4	3
Myles Franklin	1	1

### 20 or more points

	Career	'19-20
Jordan Roland	21	12
Bolden Brace	6	2
Tomas Murphy	3	-
Tyson Walker	2	2

### 30 or more points

	Career	'19-20
Jordan Roland	6	5
Bolden Brace	1	-
Tyson Walker	1	1

### 40 or more points

	Career	'19-20
Bolden Brace	1	-
Jordan Roland	1	1

### Double-Figure Rebounds

	Career	'19-20
Bolden Brace	13	3
Maxime Boursiquot	4	2
Tomas Murphy	2	-
Shaquille Walters	1	1

## LARGEST MARGIN OF VICTORIES FOR THE HUSKIES IN CAA PLAY

• The Huskies defeated the Dragons by 33 points on Thursday night, which was the third-best margin of victory since joining the CAA in 2005

Rk.	Margin of Victory	Date	Score	Place
1.	36 pts vs. Delaware	1/5/17	90-54	Matthews Arena
2.	34 pts vs. Drexel	1/9/08	79-45	Matthews Arena
3.	<b>33 pts vs. Drexel</b>	<b>1/23/20</b>	<b>85-52</b>	<b>Matthews Arena</b>
4.	32 pts vs. Delaware	1/7/16	88-56	Matthews Arena
5.	27 pts vs. UNCW	3/5/18	79-52	Charleston Coliseum
6.	26 pts vs. Georgia State	1/5/06	89-63	Matthews Arena
7.	25 pts vs. George Mason	1/7/10	71-46	Matthews Arena
	25 pts vs. Towson	1/20/10	73-48	Towson Center Arena
9.	24 pts vs. Delaware	3/4/18	74-50	Charleston Coliseum
	24 pts vs. Drexel	3/2/19	90-66	DAC

## ESPN.COM NAMES ROLAND NO. 25 ON TOP PLAYERS IN THE COUNTRY

• On Dec. 12th, ESPN.com released its top 25 players in the country through the first month of the season, and senior **Jordan Roland** checked in at No. 25

• Roland is 1 of 3 mid-major players on the list, joining Dayton's Obi Toppin and Butler's Kamar Baldwin

## HOLDING OPPONENTS UNDER 50 POINTS UNDER BILL COEN

• The Huskies held Towson to 17 first-half points and 1-of-11 (9.1%) from behind the arc to open CAA play last Saturday (12/28/19)

• This was the fifth time Northeastern has held Towson under 50 points in the series as the Tigers finished with 45

• The Huskies have held two opponents under 50 this season, Holy Cross (11/19) scored 44 points and Towson (12/28)

• In the **Bill Coen** era, the Huskies have held opponents under 50 points on 28 occasions

Rk.	Points	Date	1st-2nd	Place
1.	40 by Drexel	02/02/08	<b>15-25</b>	Philadelphia, Pa.
2.	41 by New Hampshire	12/18/06	<b>15-26</b>	Boston, Mass.
3.	42 by Old Dominion	01/24/09	24-18	Norfolk, Va.
	42 by William & Mary	02/09/08	<b>15-27</b>	Boston, Mass.
	42 by Indiana	12/22/08	18-24	Bloomington, Ind.
6.	<b>44 by Holy Cross</b>	<b>11/19/19</b>	<b>23-21</b>	<b>Worcester, Mass.</b>
	44 by Towson	02/11/16	22-22	Towson, Md.
	44 by Navy	11/22/14	23-21	Uncasville, Conn.
	44 by Charleston	02/15/14	18-26	Charleston, S.C.
	44 by William & Mary	01/03/09	22-22	Boston, Mass.
11.	<b>45 by Towson</b>	<b>12/28/19</b>	<b>17-28</b>	<b>Towson, Md.</b>
	45 by Drexel	01/09/08	19-26	Philadelphia, Pa.
13.	46 by George Mason	01/07/10	22-24	Boston, Mass.
	46 by Drexel	02/25/09	25-21	Philadelphia, Pa.
15.	47 by William & Mary	03/07/10	31-16	Richmond, Va.
	47 by Delaware	01/15/09	25-22	Newark, Del.
17.	48 by Fairfield	11/29/14	16-32	Boston, Mass.
	48 by Towson	01/02/12	23-25	Towson, Md.
	48 by George Mason	02/27/10	20-28	Fairfax, Va.
	48 by Towson	01/20/10	24-24	Towson, Md.
21.	49 by Wentworth	11/12/17	21-28	Boston, Mass.
	49 by Towson	01/10/15	26-23	Towson, Md.
	49 by James Madison	01/29/14	24-25	Boston, Mass.
	49 by William & Mary	03/02/12	22-27	Richmond, Va.
	49 by Old Dominion	01/05/11	26-23	Norfolk, Va.
	49 by Drexel	12/05/09	25-24	Philadelphia, Pa.
	49 by Holy Cross	11/22/08	25-24	Boston, Mass.
	49 by Delaware	01/30/08	23-26	Newark, Del.

## DOUBLE-TROUBLE

• Junior **Shaquille Walters** earned his first-ever double-double at JMU (12/30) last Monday night, finishing with 12 points and a career-high 12 rebounds

• Junior **Max Boursiquot** recorded his second and third double-doubles during the Detroit two-game swing at Eastern Michigan (12/17) and Detroit Mercy (12/19)

• Boursiquot tallied 10 points and 10 rebounds against the Eagles and the Titans

• Senior **Bolden Brace** leads the team with 12 career double-doubles, including consecutive ones vs. Hofstra (1/9) and at Charleston (1/16)

CollegInsider.com Top 25 Mid-Major Poll

1.	Gonzaga (31)	290-1	775	1	West Coast
2.	Liberty	19-1	735	2	A-Sun
3.	Northern Iowa	16-2	700	3	Missouri Valley
4.	Yale	12-4	656	4	Ivy League
5.	Saint Mary's	16-4	649	5	West Coast
6.	East Tennessee St.	17-3	631	6	Southern
7.	UNC Greensboro	15-5	564	9	Southern
8.	Furman	15-5	527	7	Southern
9.	Stephen F. Austin	15-3	493	11	Southland
10.	Wright State	17-4	470	15	Horizon League
11.	BYU	14-6	425	10	West Coast
12.	Kent State	13-5	405	8	Mid-American
13.	Harvard	12-4	375	13	Ivy League
14.	Santa Clara	16-4	367	12	West Coast
15.	Belmont	14-5	338	17	Ohio Valley
16.	Akron	14-4	336	14	Mid-American
17.	Colgate	14-5	269	16	Patriot
18.	New Mexico State	14-6	217	20	WAC
19.	San Francisco	14-6	212	21	West Coast
20.	Pacific	15-6	153	18	West Coast
21.	Bowling Green	13-5	128	22	Mid-American
22.	William & Mary	14-6	124	19	CAA
23.	Loyola Chicago	13-6	94	NR	Missouri Valley
24.	Murray State	13-5	93	NR	Ohio Valley
25.	Vermont	13-6	71	25	America East

OTHERS RECEIVING VOTES: Bradley 41, Northern Kentucky 40, Stony Brook 38, Georgia State 15, Little Rock 15, Wofford 15, Ball State 12, Austin Peay 10, Drake 9, Hofstra 7, Toledo 7, California Baptist 6, Buffalo 6, Saint Francis PA 6, Oral Roberts 5, Arkansas State 4, Charleston 4, UC Irvine 4, UC Riverside 4, Indiana State 3, UCSB 3, Drexel 2, Radford 2, UTA 2, Montana 1, North Florida 1, South Dakota State 1.

NCAA Career Active Leaders

Points					
1.	Markus Howard, Marquette	Sr.	G	117 GP	2,466
124.	Jordan Roland, Northeastern	Sr.	G	124 GP	1,239
219.	Bolden Brace, Northeastern	Sr.	G	118 GP	1,048

Free Throw Percentage (Min. 110 free throws made)					
1.	Davide Moretti, Texas Tech	Jr.	G	93 GP	175-192 .911
31.	Jordan Roland, Northeastern	Sr.	G	124 GP	175-204 .858

Rebounds					
1.	Nico Carvacho, Colorado St.	Sr.	C	121 GP	1,170
82.	Bolden Brace, Northeastern	Sr.	G	118 GP	594

3-pointers Made					
1.	Markus Howard, Marquette	Sr.	G	117 GP	389
49.	Bolden Brace, Northeastern	Sr.	G	118 GP	211
50.	Jordan Roland, Northeastern	Sr.	G	124 GP	210

Current players with double-doubles	
Bolden Brace vs. Maine (11/20/16)	10 pts, 10 rebs
Bolden Brace at Hofstra (1/25/18)	14 pts, 10 rebs
Bolden Brace vs. Towson (2/22/18)	10 pts, 11 rebs
Bolden Brace vs. Delaware (12/30/18)	18 pts, 10 rebs
Bolden Brace vs. Charleston (1/17/19)	14 pts, 10 rebs
Bolden Brace vs. Hofstra (2/2/19)	11 pts, 10 rebs
Bolden Brace vs. Elon (2/9/19)	20 pts, 14 rebs
Bolden Brace at Charleston (2/16/19)	13 pts, 11 rebs
Bolden Brace vs. Hofstra (3/12/19)	10 pts, 10 rebs
Bolden Brace at UMass (11/12/19)	20 pts, 12 rebs
Bolden Brace vs. Hofstra (1/9/20)	18 pts, 10 rebs
Bolden Brace at Charleston (1/16/20)	19 pts, 11 rebs
Max Boursiquot vs. Drexel (1/12/17)	17 pts, 11 rebs
Max Boursiquot at Eastern Michigan (12/17/19)	10 pts, 10 rebs
Max Boursiquot at Detroit (12/19/19)	10 pts, 10 rebs
Shaquille Walters at JMU (12/30/19)	12 pts, 12 rebs
Bolden Brace (12 career, 3 in 2019-20)	
Max Boursiquot (3 career, 2 in 2019-20)	
Shaquille Walters (1 in 2019-20)	

HOME SWEET HOME

- The Huskies are an impressive 27-8 (.771) inside Matthews Arena over their last 35 games at home
- In CAA play, Northeastern is 17-5 (.773) over the last three seasons at Matthews Arena, and have won 13 of its last 16 league games at home

HUSKIES CONTINUE TO RANK AMONG THE NCAA LEADERS IN OFFENSE

- The Huskies continue to shoot their way up the NCAA leaderboard as one of the top offensive teams in the country

NCAA Rankings			Leader
3.	.801	Free Throw Percentage	Pepperdine (.824)
5.	.403	Three-Point FG Percentage	Saint Mary's (.423)
19.	.479	Field Goal Percentage	Dayton (.525)
23.	185	3-pointers made	North Florida (250)

BO CLIMBING THE RECORD BOOK

- Senior guard **Bolden Brace** continues to etch his name in the Northeastern record book
- **Brace** moved into No. 5 all-time in 3-pointers made and became the 39th player in school history to reach 1,000 points

3-POINTERS MADE		
1.	255	J.J. Barea (109 games) 2002-06
2.	250	David Walker (133 games) 2012-16
3.	243	Joel Smith (120 games) 2009-13
4.	223	Matt Janning (128 games) 2006-10
5.	211	Bolden Brace (118 games) 2016-20

POINTS		
1.	2,709	Reggie Lewis (122 games) 1983-87
27.	1,114	Harry Barnes (79 games) 1965-68
28.	1,069	Wes Fuller (128 games) 1983-87
29.	1,064	Harold Miller (108 games) 1995-99
30.	1,061	Vasa Pusica (60 games) 2017-19
31.	1,060	Francis X. "Inga" Walsh (64 games) 1944-49
32.	1,048	Bolden Brace (118 games) 2016-20
	967	Jordan Roland (54 games) 2018-20

3-POINT FG ATTEMPTS		
1.	795	J.J. Barea 2002-06
2.	653	David Walker 2012-16
3.	645	Matt Janning 2006-10
4.	609	Joel Smith 2009-13
5.	585	Quincy Ford 2011-16
6.	543	Bolden Brace 2016-20





## 2019-20 TEAM LEADERS

	Leader	Northeastern
<b>Scoring:</b>	Hofstra, 76.1	5th, 73.2
<b>Defense:</b>	Towson, 66.2	2nd, 66.6
<b>FT%:</b>	<b>Northeastern, .801</b>	
<b>FG%:</b>	<b>Northeastern, .479</b>	
<b>FG% Defense:</b>	Towson .399	10th, .455
<b>3PT FG%:</b>	<b>Northeastern, .403</b>	
<b>3PT FG% Defense:</b>	Drexel .298	3rd, .316
<b>REB Offense:</b>	James Madison, 39.9	10th, 31.5
<b>REB Defense:</b>	<b>Northeastern, 30.1</b>	
<b>REB Margin:</b>	William & Mary, +4.6	4th, +1.4
<b>Blocked Shots:</b>	William & Mary, 3.9	10th, 1.9
<b>Assists:</b>	Drexel, 14.5	4th, 13.5
<b>Steals:</b>	<b>Northeastern, 7.8</b>	
<b>T/O Margin:</b>	Hofstra, +1.90	3rd, +0.55
<b>Assist/Turnover:</b>	Elon, 1.1	3rd, 1.1
<b>Offensive Rebs:</b>	Drexel, 10.9	10th, 7.2
<b>Defensive Rebs:</b>	James Madison, 29.5	10th, 24.3
<b>3PT Per Game:</b>	Elon, 10.2	2nd, 9.3

### 2019-20 CAA PLAYER OF THE WEEK

<b>N11</b>	<b>Jordan Roland, Sr.-R, G, Northeastern</b>	<b>40.5 ppg, 4.0 rpg</b>
N18	Andy Van Vliet, Sr., F, William & Mary	21.5 ppg, 9.0 rpg
N25	Desure Buie, Sr., G, Hofstra	15.0 ppg, 6.0 apg
02	Justyn Mutts, So., F, Delaware	19.0 ppg, 13.0 rpg
09	Nathan Knight, Sr., F, William & Mary	29.0 ppg, 11.0 rpg
016	Nate Darling, Jr., G, Delaware	29.0 ppg, 5.0 apg
	Brian Fobbs, Sr., G, Towson	33.0 ppg, 3.0 rpg
023	Eli Pemberton, Sr., G, Hofstra	23.0 ppg, 5.0 rpg
031	Desure Buie, Sr., G, Hofstra	25.0 ppg, 6.0 rpg
J6	Nathan Knight, Sr., F, William & Mary	19.0 ppg, 11.5 rpg
	Grant Riller, Sr., G, Charleston	28.5 ppg, 8.5 rpg
J13	Allen Bertrand, So., G, Towson	20.5 ppg, 68% FG
J20	Camren Wynter, So., G, Drexel	23.5 ppg, 4.5 apg

### 2019-20 CAA ROOKIE OF THE WEEK

<b>N11</b>	<b>Tyson Walker, Fr., G, Northeastern</b>	<b>13.0 ppg, 3.5 rpg</b>
N18	Julien Wooden, Fr., F, James Madison	16.5 ppg, 5.0 rpg
<b>N25</b>	<b>Tyson Walker, Fr., G, Northeastern</b>	<b>15.0 ppg, 5.0 apg</b>
02	Michael Christmas, Fr., F, James Madison	9.0 ppg, 8.0 rpg
09	Hunter Woods, Fr., G, Elon	16.5 ppg, 6.5 rpg
016	Hunter McIntosh, Fr., G, Elon	15.0 ppg, 3.0 apg
023	Shykeim Phillips, Fr., G, UNCW	9.5 ppg, 4.0 apg
<b>031</b>	<b>Tyson Walker, Fr., G, Northeastern</b>	<b>15.0 ppg, 5.0 apg</b>
<b>J5</b>	<b>Tyson Walker, Fr., G, Northeastern</b>	<b>21 ppg, 2.5 apg</b>
J13	Zac Ervin, Fr., G, Elon	18.0 ppg, 50% 3FG
J20	Shykeim Phillips, Fr., G, UNCW	13.0 ppg, 3.5 rpg

### 3-POINT FG PERCENTAGE

1.	.453	John Williams	1984-88
2.	.436	Donnell Gresham	2015-19
3.	<b>.418</b>	<b>Jordan Roland</b>	<b>2018-20</b>
4.	.404	Jonathan Lee	2009-13
5.	.399	Joel Smith	2009-13
6.	<b>.389</b>	<b>Bolden Brace</b>	<b>2016-20</b>
7.	.382	David Walker	2012-16

### CHASING 1,000

- Senior **Jordan Roland** reached the 1,000 point total for his career with 28 points in the win over Maine on Wednesday, Dec. 4
- **Roland** currently has 1,239 in his career and 963 at Northeastern
- **Bolden Brace** reached the milestone with 18 points vs. Hofstra (1/9)

### ROLAND NAMED TO OSCAR ROBERTSON TROPHY WATCH LIST

- **Jordan Roland** is currently No. 5 in the NCAA in scoring (23.3)
- A native of Syracuse, N.Y., **Roland** leads the CAA with five 30-point games
- **Roland** is just 1 of 2 CAA players to be named to the Watch List, joining William & Mary's Nathan Knight



### A HISTORIC NIGHT

- In their 100-year history, Northeastern had never beaten an opponent by 57 points until Tuesday night at Holy Cross (11/19), 101-44
- The Huskies outscored the Crusaders 63-23 in the opening half, the most points scored in the first 20 minutes since scoring 60 vs. Lasell on Nov. 22, 2005
- The 101 points scored were the most by a Northeastern team since finishing with 102 vs. Cal State Northridge on Nov. 25, 2005

### NCAA APPEARANCES

- The Huskies made their ninth ever appearance in the NCAA tournament in 2019
- NU is 3-9 all-time in the competition with its last win coming in the 1984 Preliminary Round against No. 11 seed Long Island (90-87)
- Head Coach **Bill Coen** made his ninth appearance in the Big Dance and second as a head coach last season
- Coen previously helped Rhode Island make two tournament appearances as an assistant coach (1993, 1997), while helping Boston College to five tournaments as an assistant/associate head coach (2001, 2002, 2004, 2005, 2006)

### ROLAND NAMED LOU HENSON AWARD NATIONAL PLAYER OF THE WEEK; CAA PLAYER OF THE WEEK (NOV. 11, 2019)

- Senior **Jordan Roland** scored a program-best 39 points to open a season on the road in a five-point win over a BU, 72-67 (11/5/19)
- He followed that up with a single-game school record 42 points in a five-point win over Harvard (11/8/19)
- The redshirt senior led the country in scoring through Dec. 19th, and has remained inside the top 15 all season long

# THE LAST TIME IT HAPPENED...

## LAST TIME A NORTHEASTERN PLAYER...

**Scored 40+ Points** ..... 42\*\* by Jordan Roland vs. Harvard (11/8/19)  
**Scored 35-39 Points** ..... 38 by Jordan Roland at UNCW (1/18/20)  
 ..... 39 by Jordan Roland at Boston University (11/5/19)  
**Scored 30-34 Points** ..... 33 by Jordan Walker at Charleston (1/16/20)  
 ..... 32 by Tyson Walker vs. Elon (1/2/20)  
 ..... 33 by Jordan Roland at James Madison (12/30/19)  
**Scored 30 Or More Points In Back-To-Back Games** .....  
 Jordan Roland at Charleston (33 points, 1/16/20) and UNCW (38 points, 1/18/20)  
 ..... Jordan Roland at BU (39 points, 11/5/19) and vs. Harvard (42 points, 11/8/19)  
 ..... J.J. Barea at Cornell (35 points, 11/20/04) and at Harvard (30 points, 11/27/04)  
**Scored 25 or More Points in Back-To-Back Games** .....  
 ..... Jordan Roland vs. Hofstra (28 points, 1/9/20)  
 ..... at Charleston (33 points, 1/16/20) / at UNCW (38 points, 1/18/20)  
 ..... vs. Drexel (26 points, 1/23/20)  
**Scored 20 or More Points in Five Consecutive Games** .....  
 Chaison Allen (1/26/11- 2/9/11); at UNCW (20 points, 1/26), vs.  
 Georgia State (22 points, 1/29), vs. VCU (26 points, 2/2), at Hofstra (21 points, 2/5),  
 vs. Towson (21 points, 2/9)  
**Grabbed 20+ Rebounds** ..... 21 by Dan Callahan vs. Vermont (3/4/95)  
**Grabbed 15-19 Rebounds** ..... 19 by Quincy Ford vs. Lipscomb (11/21/15)  
**Grabbed 10 Offensive Rebounds** 11 by Sylbrin Robinson vs. Loyola (Md.) (1/2/03)  
**Made 15+ Field Goals** ..... 15 by Jordan Roland at BU (11/5/19)  
**Made 10-14 Field Goals** ..... 12 by Jordan Roland at James Madison (12/30/19)  
**Attempted 25+ Field Goals** ..... 26 by Bolden Brace at Elon (2/23/17)  
**Attempted 20-24 Field Goals** ..... 20 by Jordan Roland vs. Drexel (1/23/20)  
**Made 8+ 3-pointers** ..... 8 by Jordan Roland vs. Hofstra (1/9/20)  
**Made 7 3-pointers** ..... 7 by Vasa Pusica vs. Hofstra (3/12/19)  
**Made 6 3-pointers** ..... 6 by Jordan Roland at Holy Cross (11/19/19)  
 ..... 6 by Jordan Roland vs. ODU (11/16/19)  
 ..... 6 by Jordan Roland vs. Harvard (11/8/19)  
**Attempted 15+ 3-pointers** ..... 20 by Bolden Brace at Elon (2/23/17)  
**Attempted 10+ 3-pointers** ..... 11 by Jordan Roland vs. Hofstra (1/9/20)  
**Made 15+ Free Throws** ..... 18 by Jon Lee vs. George Mason (2/22/12)  
**Made 10+ Free Throws** ..... 10 by Jordan Roland vs. Harvard (11/8/19)  
 ..... 10 by Jordan Roland at Harvard (11/9/18)  
**Attempted 20+ Free Throws** ..... 20 by T.J. Williams vs. Towson (1/28/17)  
**Attempted 15+ Free Throws** ..... 15 by T.J. Williams vs. Boston University (11/11/16)  
**Had 15 Assists** ..... 15 by Bill Loughane vs. Delaware (12/29/77)\*\*  
**Had 10+ Assists** ..... 11 by Donnell Gresham at Bucknell (11/28/18)  
**Had 6 Steals** ..... 6 by Shawn Ocoeus at Elon (2/24/18)  
**Had 5 Steals** ..... 5 by Vasa Pusica vs. Towson (2/23/19)  
**Had 5 Blocks** ..... 5 by Anthony Green at Elon (2/23/17)  
**Converted A 4-Point Play** ..... Jordan Roland vs. ODU (11/16/19)  
**Posted Back-to-Back Double-Doubles** .....  
 ..... Bolden Brace (18 pts, 10 rebs) vs. Hofstra (1/9/20) and  
 ..... (19 pts, 11 rebs) at Charleston (1/16/20)  
 ..... Max Boursiquot (10 pts, 10 rebs) at Eastern Michigan (12/17/19) and  
 ..... (10 pts, 10 rebs) at Detroit Mercy (12/19/19)  
**Hit A Shot In The Closing Seconds To Send A Game To Overtime** .....  
 Demetrius Pollard hit a 3-pointer with one second left in regulation  
 (1/11/14 at Drexel) to tie the game at 67. The game would eventually go into double  
 overtime, with Drexel taking the 93-88 win.  
**Hit A Shot At The Buzzer To Win A Game** ..... Vasa Pusica drove  
 to the basket from halfcourt with 5.3 seconds remaining, laying in the game-winner  
 against William & Mary for a 69-67 victory at the buzzer (2/17/18)  
**Hit A Closing-Seconds Shot To Win A Game** ..... Jeremy  
 Miller layed in a pass from Caleb Donnelly cutting to the basket to defeat eventual  
 No. 1 seed in the CAA, UNCW with 0.8 seconds left in the Huskies 65-63 victory in  
 Wilmington (1/2/16)  
**Scored 20 or more points in a first half** .....  
 ..... 21 by Jordan Roland at James Madison (12/30/19)  
 ..... 21 by Jordan Roland at Holy Cross (11/19/19)  
**Scored 20 or more points in a second half** .....  
 ..... 25 by Jordan Roland vs. Hofstra (1/9/20)  
 ..... 23 by Jordan Roland vs. Harvard (11/8/19)  
 ..... 21 by Jordan Roland at Boston University (11/5/19)  
**Had A Triple-Double** .....  
 T.J. Williams with 26p, 12a, 11r at Elon (2/23/17)  
 ..... Shawn James with 17p, 14r, 11b vs. James Madison (2/15/06)  
**Northeastern Player Made SportCenter's Top 10 Plays** .....  
 ...Anthony Green's posterizing dunk against Davidson was ranked as the No. 9 play  
 of the night on Nov. 18.  
**Opponent Made SportCenter's Top 10 Plays** .....  
 ...Sean East II threw in an 80-footer at the buzzer of the first half to give UMass the  
 lead, 36-34, made No. 1 on SC Top 10 plays (11/12/19).

## LAST TIME NORTHEASTERN...

**Scored 130+ Points** ..... 152 points vs. Loyola Marymount (11/24/90)  
**Scored 120-129 Points** ..... 128 vs. Suffolk (12/3/84)  
**Allowed 120+ Points** ..... 123 vs. Loyola Marymount (11/24/90)  
**Scored 110-119 Points** ..... 112 at Tufts (1/29/73)  
**Allowed 110+ Points** ..... 110 vs. Bradley (12/26/86)  
**Scored 105-109 Points** ..... 107 vs. UNCW (2/3/18)  
**Allowed 105-109 Points** ..... 107 at Pennsylvania (12/21/74)  
**Scored 100-104 Points** ..... 101 at Holy Cross (11/19/19)  
**Allowed 100-104 Points** ..... 100 vs. UNCW (2/3/18)  
**Scored 90+ Points** ..... 90 at Drexel (3/2/19)  
**Allowed 90+ Points** ..... 94 at William & Mary (2/2/16)  
**Scored 60 Points in a Half** ..... 63 (1st) at Holy Cross (11/19/19)  
**Opponent scored 60 Points in a Half** ..... 60 (2nd) vs. Drexel (3/8/2014)  
**Did Not Score 20+ Points in a Half** ..... 17 at UNCW (2/25/17)  
**Opponent Did Not Score 20+ Points in a Half** ..... 17 by Drexel (1st) (1/23/20)  
 ..... 17 by Towson (1st) (12/28/19)  
**Grabbed 50 Rebounds** ..... 50 at Louisiana Tech (12/20/11)  
**Made 40 Field Goals** ..... 42 vs. Lasell (11/22/05), 42-of-66  
**Made 35-39 Field Goals** ..... 39 at Holy Cross (11/19/19)  
**Attempted 90 Field Goals** ..... 106 vs. Loyola Marymount (11/24/90)  
**Attempted 80 Field Goals** ..... 81 at UConn (12/6/04)  
**Attempted 70 Field Goals** ..... 70 at Elon (1/10/19)  
**Made 20+ 3-pointers** ..... 21 vs. Delaware (1/5/17)\*\*  
**Made 15+ 3-pointers** ..... 15 vs. Weber State (11/27/19)  
 ..... 16 at Holy Cross (11/19/19)  
**Made 10+ 3-pointers** ..... 12 at Charleston (1/16/20)  
 ..... 12 at James Madison (12/30/19)  
 ..... 11 vs. ODU (11/16/19)  
 ..... 11 vs. Harvard (11/8/19)  
**Attempted 35+ 3-pointers** ..... 36 at Elon (2/23/17)  
**Attempted 30-34 3-pointers** ..... 31 at James Madison (12/30/19)  
**Made 35 Free Throws** ..... 35 at James Madison (35-41) (2/18/16)  
**Had 30 Assists** ..... 31 vs. George Mason (12/4/93)  
**Had 25 Assists** ..... 25 at William & Mary (1/18/18)  
**Had 20-24 Assists** ..... 23 at James Madison (12/30/19)  
 ..... 23 at Holy Cross (11/19/19)  
**Had 20 Steals** ..... 20 vs. Wentworth (11/17/15)\*\*  
**Had 15-19 Steals** ..... 16 vs. Cornell (12/2/12)  
**Had 10-14 Steals** ..... 13 at Holy Cross (11/19/19)  
**Had 12 Blocks** ..... 12 vs. Lasell (11/22/05), 10 by Shawn James  
**Never trailed in a game** ..... W, 79-69 vs. Weber State (11/27/19)  
 ..... W, 84-79 vs. Harvard (11/8/19)  
**Overcame a 21+-Point Deficit To Win** .....  
 George Mason held a 24 point lead; NU won 69-67 (3/10/13)  
**Overcame a 15-20 Point Deficit To Win** .....  
 ..... Charleston held a 15-point lead with 16:15 left; NU won 79-76 (1/16/20)  
 Kent State held a 17-point lead; NU won 73-70 (11/27/16); Charleston held a  
 16-point lead; NU won 73-72 (2/9/17)  
**Overcame a 10-Point Deficit To Win** .....  
 UNCW led 41-28 with 2:45 left in the first; Northeastern won 81-77  
 ..... E. Michigan led 30-16 with 7:07 left in the first; Northeastern won 81-67  
**Overcame a 15-Point Halftime Deficit To Win** .....  
 Kent State held a 17-point halftime lead; NU won 73-70 (11/27/16); Charleston held  
 a 16-point lead; NU won 73-72 (2/9/17)  
**Overcame a 10-Point Halftime Deficit To Win** .....  
 UNCW led 44-33 (11) with at the half; Northeastern won 81-77  
**Did Not Make A 3-Pointer** ..... at Fairfield (0-11) (12/15/13)  
**Active 3-point streak** ..... 206 games  
**Had Six Players Score In Double Figures in Same Game** ..... 6 vs. Hofstra (2/5/14)  
**Had Two Players Record Double-Doubles in Same Game** .....  
 Donnell Gresham (16p, 11a) and Tomas Murphy (21p, 12r) at Bucknell (11/28/18)  
**Had Three Players Record Double-Doubles in Same Game** .....  
 Anthony Green (14p, 12r), Vasa Pusica (16p, 10a) and Bolden Brace (14p, 10r)  
 ..... at Hofstra (1/25/18)  
**Had Players Record a Triple-Double and Double-Double in Same Game** .....  
 T.J. Williams (26p, 12a, 11r) and Anthony Green (11p, 11r) at Elon (2/23/17)  
**Northeastern Did Not Have A Player Score in Double Figures** .....  
 Jan. 28, 2006 at UNCW  
**Active Double-Digit Scoring Streak** ..... 449 games  
**Opponent Did Not Have A Player Score in Double Figures** .....  
 ..... 57-48 win vs. Fairfield, highest scorer had 9 points (11/29/14)  
**Had Three Players Score 20+ Points in Same Game** .....  
 W, 72-60 vs. Elon (2/9/19); Vasa Pusica (23), Jordan Roland (21), Bolden Brace  
 (20)  
 ..... W, 93-83 vs. Drexel (12/28/18); Vasa Pusica (29), Anthony Green (21), Jordan  
 Roland (21)  
**Northeastern Player/Coach was Called for a Technical Foul** .....  
 ..... Coach Coen at Charleston (1/16/20) in 2nd half  
 ..... Shaquille Walters at UMass (11/12/19) for hanging on the rim  
 ..... Shaquille Walters at Detroit Mercy (12/19/19)



## HAMILTON '83 | 14TH SEASON | 2018 CAA COACH OF THE YEAR

- 2013 & 2018 NABC District 10 Coach of the Year
- 2013 USBWA District I Coach of the Year
- 2013 Hugh Durham National Coach of the Year Finalist

# BILL COEN

- 32 All-CAA selections in 13 seasons
- 22 former players signed professional contracts

## THE COEN FILE

Reigning CAA Coach of the Year **Bill Coen** enters his 14th season as head coach of the Northeastern basketball program in 2019-20. He is currently second in school history with 235 wins, trailing Jim Calhoun's 250 from 1972-86. Coen stands third all-time in CAA history with 157 CAA wins (league+postseason), behind former coaches Jim Larranaga (George Mason, 1998-2011 / 183) and Bruiser Flint (Drexel, 2002-16 / 158).

Coen is widely regarded for his ability to evaluate and develop talented players. In his 13 seasons at Northeastern, NU players have earned 32 All-CAA honors, including 10 first team accolades and seven All-Rookie selections. Nineteen of Coen's former players have earned professional contracts and eight Huskies remain active in professional basketball.

Coen's teams have proven that they are contenders in the CAA. The Huskies have finished .500 or better in 10 of Coen's 13 seasons at the helm, including back-to-back 14-win seasons in 2017-18 and 2018-19. Northeastern also has appeared in the CAA Tournament quarterfinals in all 13 seasons under Coen, advanced to the semifinals seven times, and to the title game four times, including back-to-back appearances and two Championship titles, one in 2014-15 and the other in 2018-19. Since Coen took the reins of the Northeastern men's basketball program 13 seasons ago, Northeastern has accomplished the best win percentage among current CAA teams in conference and CAA tournament play.

In 2018-19, Coen and the Huskies captured the CAA Tournament title for the second time in the last five seasons, returning to the NCAA Tournament. The Huskies finished with a 23-11 record, netting back-to-back 20-win seasons for the first time during Coen's tenure and the first time as a program since four-straight 20-win seasons from 1983-87. The Huskies brought a seven-game win-streak into the national tournament where they faced blue blood and No. 17 Kansas in the second round. Following these accomplishments, Coen was tabbed as a finalist for the Hugh Durham National Coach of the Year Award for the second time in his career (2013). Coen coached Vasa Pusica to All-CAA First team, NABC First Team All-Region and USBWA All-District honors while Jordan Roland earned a spot on the All-CAA Third Team.

### HEAD COACH ASSOCIATE HEAD COACH ASSISTANT COACH

Northeastern (2006-present)  
Boston College (2001-06)  
Boston College (1997-2001)  
Rhode Island (1989-97)  
Hamilton (1987-89)

### PLAYER


Hamilton (1979-83)

### HONORS

CAA Coach of the Year (2018)  
USBWA District I Coach of the Year (2010 & 2013)  
NABC District 10 Co-Coach of the Year (2013 & 2018)  
NEB Hall of Fame Division I Coach of the Year (2009)  
Hugh Durham National Coach of the Year Finalist (2013)

	Overall	CAA	Postseason
2006-07	13-19	9-9	CAA Quarterfinals
2007-08	14-17	9-9	CAA Quarterfinals
2008-09	19-13	12-6	CAA Quarterfinals; CBI Quarterfinals
2009-10	20-13	14-4	CAA Semifinals; NIT First Round
2010-11	11-20	6-12	
2011-12	14-17	9-9	CAA Quarterfinals
2012-13	20-13	14-4 (1st)	CAA Championship; NIT First Round
2013-14	11-21	7-9	CAA Semifinals
2014-15	23-12	12-6 (T-1st)	NCAA 2nd Round, CAA Champs
2015-16	18-15	9-9	CAA Semifinals
2016-17	15-16	8-10	CAA Quarterfinals
2017-18	23-10	14-4	CAA Championship
2018-19	23-11	14-4	NCAA 1st Round CAA Champs
2019-20	11-9	5-3	
<b>TOTAL</b>	<b>235-206</b>	<b>142-98</b>	

## ON THE BENCH...



**Chris Markwood**  
Associate Head Coach

Sixth season  
Maine '05

- Enters his sixth season with the Huskies and second as associate head coach of the program
- Works primarily with the perimeter players
- Came to Northeastern after three seasons as an assistant coach at the University of Vermont (2011-14), where he helped lead the Catamounts to three straight postseason appearances, including an NCAA tournament berth in 2011-12 and an NIT invitation in 2013-14
- Began his coaching career with his alma mater, the University of Maine, where he served as an assistant coach for five seasons
- Began his playing career at Notre Dame before transferring to Maine for his final two seasons of eligibility
- The 2000 Maine Gatorade Player of the Year



**Brian McDonald**  
Assistant Coach

10th season  
Northeastern '10

- The former Northeastern student-athlete begins his 10th season on Huntington Avenue after four years as one of the Huskies' leaders on the court
- Works primarily with the guards
- Walked on to the team in 2006, Bill Coen's second year as a head coach of the Huskies
- Appeared in 38 career games for the Huskies and helped lead the team to back-to-back postseason appearances in 2009 and 2010
- Began his coaching career at Northeastern immediately following his playing career
- One of two Northeastern Alums on the coaching staff



**Manny Adako**  
Assistant Coach

Second season  
Northeastern '10

- Returns to his alma mater after a seven-year professional basketball career that saw stops in Holland, Egypt, Qatar, and Dubai
- Helped his teams to the Qatar Emir League Cup in 2014, as well as Qatar Prince's Cup victories in 2015 and 2016
- He has earned postseason accolades a total of five times in his career
- A CAA All-Conference honoree, he finished his career ranked 14th all-time at Northeastern in career scoring (1,209) and fourth in career field goal percentage (.541)
- During his time as a Husky, he posted the sixth and seventh-best seasons all-time from the field (.568 and .566)
- Already a Double Husky graduating from Northeastern in 2010 with a bachelor's degree and completing his master's in Informatics from the College of Professional Studies in March 2017



**Tom Murphy**  
Director of  
Basketball Advancement

14th season  
Springfield '60


- Formerly serving as Associate Head Coach of NU for four seasons, enters his 14th season with the program
- Responsible for head coach Bill Coen's development as a player and a coach
- Has 36 years of head coaching experience, spending 34 at Hamilton College where he coached Coen
- Gave Coen his first coaching job at Hamilton where he was an assistant under him from 1987-89
- Posted a 602-263 record, leading Hamilton to 30 postseason berths and 16 seasons of 20 or more wins.
- Inducted into the New York, Utica & SUNY halls of fame & was named the March of Dimes Coach of the Year in 1999
- A five-time New York State Coach of the Year, a three-time District Coach of the Year and was named the National Coach of the Year in 1979
- Coached 20 All-Americans and a pair of National Players of the Year



**Danny Young**  
Director of  
Basketball Operations

Third season  
Northeastern '15

- Enters his third season as the director of basketball operations with Northeastern
- As an undergrad, Young was the head manager for the Huskies and played a key role in helping Northeastern return to the NCAA Tournament in 2015 for the first time in 24 years
- Young was involved in all aspects of the operation including video, travel logistics and player assistance working under and learning from an esteemed group of coaches and staff while at Northeastern including current head coach Bill Coen; current UMass Lowell head coach Pat Duquette; current Dartmouth head coach, Dave McLaughlin; current video analyst for the Oklahoma City Thunder Steve Scalzi; and current Director of Performance for the Boston Celtics Art Horne
- While a student, Young also assisted former Northeastern athletic director and NCAA men's basketball selection committee member, Peter Roby, on all facets regarding Roby's committee duties



**Nate Bocko**  
Athletic Trainer

Second season (with  
MBB)  
Vermont '14

- Bocko joined Northeastern University sports performance staff at the start of the 2016-17 season and after serving two seasons as the primary athletic trainer for the men's soccer program has transitioned to work with the men's basketball program in 2018-19
- Bocko came to Northeastern after spending two seasons working with the University of Vermont men's lacrosse team
- He graduated with a bachelor's degree from UVM in 2014
- During his time at Vermont, Bocko also worked toward a Master's of Science in exercise science and rehabilitation online through California University of Pennsylvania



# 2019-20 SEASON/CAREER HIGHS

## #00 JASON STRONG

Category	Season High	Career High
Points	18 at Holy Cross (11/19/19)	18 at Holy Cross (11/19/19)
Rebounds	9 at Detroit Mercy (12/19/19)	9 at Detroit Mercy (12/19/19)
Assists	3 vs. Hofstra (1/9/20)	3 vs. Hofstra (1/9/20)
Steals	2 vs. Hofstra (1/9/20)	2 vs. Hofstra (1/9/20)
Blocks	1 (3x), Last at Detroit Mercy (12/19/19)	1 (7x), Last at Detroit Mercy (12/19/19)
Minutes	23, Last at Detroit Mercy (12/19/19)	23 (2x), Last at Detroit Mercy (12/19/19)
FG Made	7 at Holy Cross (11/19/19)	7 (2x), Last at Holy Cross (11/19/19)
FG Att.	8 (2x), Last at Detroit Mercy (12/19/19)	10 at Vermont (12/16/18)
3-pt. FG Made	4 at Holy Cross (11/19/19)	4 at Holy Cross (11/19/19)
3-pt. FG Att.	4 at Holy Cross (11/19/19)	5 vs. Davidson (11/18/18)
FT Made	4 vs. Drexel (1/23/20)	3 vs. Drexel (1/23/20)
FT Attempts	4 (2x) Last vs. Drexel (1/23/20)	4 (2x) Last vs. Drexel (1/23/20)

## #1 VITO CUBRILLO

Category	Season High	Career High
Points	-	-
Rebounds	-	-
Assists	1 at Holy Cross (11/19/19)	Same
Steals	-	-
Blocks	-	-
Minutes	9 at Holy Cross (11/19/19)	Same
FG Made	-	-
FG Att.	4 at Holy Cross (11/19/19)	Same
3-pt. FG Made	-	-
3-pt. FG Att.	4 at Holy Cross (11/19/19)	Same
FT Made	-	-
FT Attempts	-	-

## #2 TYSON WALKER

Category	Season High	Career High
Points	42 at UNCW (1/18/20)	Same
Rebounds	5 (3x), Last at Towson (12/28/19)	Same
Assists	6 (2x), Last at JMU (12/30/19)	Same
Steals	4 vs. Maine (12/4/19)	Same
Blocks	2 vs. Davidson (12/7/19)	Same
Minutes	37 (2x), Last vs. Hofstra (1/9/20)	Same
FG Made	12 vs. Elon (1/2/20)	Same
FG Att.	17 vs. Elon (1/2/20)	Same
3-pt. FG Made	4 vs. Elon (1/2/20)	Same
3-pt. FG Att.	7 vs. Elon (1/2/20)	Same
FT Made	4 (3x), Last at UNCW (1/18/20)	Same
FT Attempts	6 at UNCW (1/18/20)	Same

## #10 GREG EBOIGBODIN

Category	Season High	Career High
Points	13 vs. Weber State (11/27/19)	13 vs. Weber State (11/27/19)
Rebounds	9 vs. South Alabama (11/25/19)	9 vs. South Alabama (11/25/19)
Assists	3 (2x) Last vs. Drexel (1/23/20)	3 (2x) Last vs. Drexel (1/23/20)
Steals	2 (2x), Last vs. South Alabama (11/25/19)	2 (4x), Last vs. South Alabama (11/25/19)
Blocks	2 vs. Drexel (1/23/20)	3 at Wisconsin (1/19/18)
Minutes	34 vs. South Alabama (11/25/19)	34 vs. South Alabama (11/25/19)
FG Made	5 vs. Weber State (11/27/19)	5 (2x), Last vs. Weber State (11/27/19)
FG Att.	7 vs. South Alabama (11/25/19)	7 (2x), Last vs. South Alabama (11/25/19)
3-pt. FG Made	-	-
3-pt. FG Att.	1 vs. Drake (11/26/19)	1 vs. Drake (11/26/19)
FT Made	4 (3x), Last vs. Drexel (1/23/20)	4 (6x), Last vs. Drexel (1/23/20)
FT Attempts	6 vs. Drexel (1/23/20)	6 vs. Drexel (1/23/20)

## #12 JORDAN ROLAND

Category	Season High	Career High
Points	42* vs. Harvard (11/8/19)	* School Record
Rebounds	7(2x) Last vs. Drexel (1/23/20)	7(2x) Last vs. Drexel (1/23/20)
Assists	4 vs. Weber State (11/27/19)	4 (6x), Last vs. Weber State (11/27/19)
Steals	4 (2x), Last at Charleston (1/16/20)	4 (2x), Last at Charleston (1/16/20)
Blocks	1 (6x), Last vs. Elon (1/2/20)	2 (3x), Last vs. UIC (3/20/17)
Minutes	40 (4x), Last at Charleston (1/16/20)	40 at Charleston (2/16/19)
FG Made	15 at Boston U. (11/5/19)	15 at Boston U. (11/5/19)
FG Att.	24 at Boston U. (11/5/19)	24 at Boston U. (11/5/19)
3-pt. FG Made	8 vs. Hofstra (1/9/20)	8 (2x), Last vs. Hofstra (1/9/20)
3-pt. FG Att.	11 vs. Hofstra (1/9/20)	12 at James Madison (1/26/19)
FT Made	10 vs. Harvard (11/8/19)	10 (2x), Last vs. Harvard (11/8/19)
FT Attempts	11 (2x) at UNCW (1/18/20)	11 (3x), Last at UNCW (1/18/20)

## #13 MYLES FRANKLIN

Category	Season High	Career High
Points	10 at Holy Cross (11/19/19)	10 at Holy Cross (11/19/19)
Rebounds	6 at EMU (12/17/19)	6 at EMU (12/17/19)
Assists	5 (2x), Last at EMU (12/17/19)	5 (2x), Last at EMU (12/17/19)
Steals	2 (2x), Last at Holy Cross (11/19/19)	2 (2x), Last at Holy Cross (11/19/19)
Blocks	1 (2x), Last at Charleston (1/16/20)	1 at Holy Cross (11/19/19)
Minutes	29 vs. Drake (11/26/19)	29 vs. Drake (11/26/19)
FG Made	3 (3x), Last vs. Drexel (1/23/20)	3 (4x), Last vs. Drexel (1/23/20)
FG Att.	8 (2x), Last vs. South Alabama (11/25/19)	8 (2x), Last vs. South Alabama (11/25/19)
3-pt. FG Made	2 (3x), Last at EMU (12/17/19)	2 (4x), Last at EMU (12/17/19)
3-pt. FG Att.	4 (2x), Last at Detroit Mercy (12/19/19)	4 (3x), Last at Detroit Mercy (12/19/19)
FT Made	6 vs. Drake (11/26/19)	6 vs. Drake (11/26/19)
FT Attempts	8 vs. Drake (11/26/19)	8 vs. Drake (11/26/19)

## #14 MAXIME BOURSIQUOT

Category	Season High	Career High
Points	13 vs. William & Mary (1/4/20)	17 (2x), Last vs. Delaware (3/4/18)
Rebounds	10 (2x), Last at Detroit Mercy (12/19/19)	13 at Drexel (1/2/17)
Assists	4 (2x), Last at Detroit Mercy (12/19/19)	5 vs. Harvard (11/30/17)
Steals	4 vs. Drexel (1/23/20)	4 vs. Drexel (1/23/20)
Blocks	1 (4x), Last at Charleston (1/16/20)	1 (14x), Last at Charleston (1/16/20)
Minutes	31 vs. William & Mary (1/4/20)	47 at Elon (2/23/17)
FG Made	6 vs. William & Mary (1/4/20)	8 at Oakland (12/20/16)
FG Att.	9 (2x), Last vs. William & Mary (1/4/20)	15 at Oakland (12/20/16)
3-pt. FG Made	2 (2x), Last vs. Davidson (12/7/19)	3 (3x), Last vs. James Madison (1/7/18)
3-pt. FG Att.	5 vs. Davidson (12/7/19)	5 vs. Davidson (12/7/19)
FT Made	4 at Towson (12/28/19)	4 (3x), Last at Towson (12/28/19)
FT Attempts	5 at EMU (12/17/19)	5 at EMU (12/17/19)

## #20 BOLDEN BRACE

Category	Season High	Career High
Points	22 at Detroit Mercy (12/19/19)	40 at Elon (2/23/17)
Rebounds	12 at UMass (11/12/19)	14 vs. Elon (2/9/19)
Assists	8 at JMU (12/30/19)	9 vs. Hofstra (3/12/19)
Steals	4 vs. Maine (12/4/19)	4 vs. Maine (12/4/19)
Blocks	1 (3x), Last at EMU (12/17/19)	2 (5x), Last vs. Kansas (3/21/19)
Minutes	39 at EMU (12/17/19)	50 at Elon (2/23/17)
FG Made	7 (5x), Last vs. Drexel (1/23/20)	14 at Elon (2/23/17)
FG Att.	14 at Charleston (1/16/20)	26 at Elon (2/23/17)
3-pt. FG Made	4 (3x), Last at Charleston (1/16/20)	10 at Elon (2/23/17)
3-pt. FG Att.	9, at Charleston (1/16/20)	20 at Elon (2/23/17)
FT Made	5 (2x), Last at JMU (12/30/19)	6 (3x), Last vs. Hofstra (3/12/19)
FT Attempts	6 (2x), Last at JMU (12/30/19)	7 (2x), Last at Hofstra (1/25/18)

## #21 GUILIEN SMITH

Category	Season High	Career High
Points	8 at UNCW (1/18/20)	29 at Bryant (12/22/16)
Rebounds	2 vs. Drexel (1/23/20)	6 vs. Maine (12/10/16)
Assists	2 (3x), Last vs. Drexel (1/23/20)	5 (3x), Last at Penn (3/3/17)
Steals	2 at Charleston (1/16/20)	3 (3x), Last vs. Columbia (2/18/17)
Blocks	1(2x) Last vs. Drexel (1/23/20)	1 (5x), Last vs. Drexel (1/23/20)
Minutes	24 vs. Drexel (1/23/20)	37 vs. Columbia (2/18/17)
FG Made	3 at UNCW (1/18/20)	10 at Bryant (12/22/16)
FG Att.	9 at UNCW (1/18/20)	18 at Bryant (12/22/16)
3-pt. FG Made	2 (3x), Last at UNCW (1/18/20)	5 at Bryant (12/22/16)
3-pt. FG Att.	6 at UNCW (1/18/20)	9 at Bryant (12/22/16)
FT Made	1 (2x), Last vs. Elon (1/2/20)	10 at LIU Brooklyn (12/18/16)
FT Attempts	2 (2x), Last vs. Elon (1/2/20)	12 at LIU Brooklyn (12/18/16)

## #22 QUIRIN EMANGA

Category	Season High	Career High
Points	5 at Holy Cross (11/19/19)	Same
Rebounds	5 at Holy Cross (11/19/19)	Same
Assists	1(2x) Last vs. Drexel (1/23/20)	Same
Steals	2 at Holy Cross (11/19/19)	Same
Blocks	2 vs. Elon (1/2/20)	Same
Minutes	16 at Holy Cross (11/19/19)	Same
FG Made	2 at Holy Cross (11/19/19)	Same
FG Att.	4 at Holy Cross (11/19/19)	Same
3-pt. FG Made	1 (3x), Last at JMU (12/30/19)	Same
3-pt. FG Att.	3 at Holy Cross (11/19/19)	Same
FT Made	-	-
FT Attempts	-	-

## #24 SHAQUILLE WALTERS

Category	Season High	Career High
Points	15 vs. William & Mary (1/4/20)	20 vs. La Verne (11/10/17)
Rebounds	12 at JMU (12/30/19)	12 at JMU (12/30/19)
Assists	6 vs. Hofstra (1/9/20)	6 vs. Hofstra (1/9/20)
Steals	3 at JMU (12/30/19)	3 at JMU (12/30/19)
Blocks	2 at Detroit Mercy (12/19/19)	2 at Detroit Mercy (12/19/19)
Minutes	37 vs. Davidson (12/7/19)	37 vs. Davidson (12/7/19)
FG Made	6 vs. William & Mary (1/4/20)	8 vs. La Verne (11/10/17)
FG Att.	11 vs. William & Mary (1/4/20)	11 vs. William & Mary (1/4/20)
3-pt. FG Made	2 vs. Weber State (11/27/19)	2 vs. Weber State (11/27/19)
3-pt. FG Att.	4 (5x), Last at UNCW (1/18/20)	4 (5x), Last at UNCW (1/18/20)
FT Made	4 at Detroit Mercy (12/19/19)	4 (2x), Last at Detroit Mercy (12/19/19)
FT Attempts	4 (4x), Last at JMU (12/30/19)	4 (6x), Last at JMU (12/30/19)

## #33 TOMAS MURPHY

Category	Season High	Career High
Points	18 at UMass (11/12/19)	21 (3x), Last vs. Towson (2/23/19)
Rebounds	5 at UMass (11/12/19)	12 (2x), Last vs. Towson (2/23/19)
Assists	2 (2x), Last vs. ODU (11/16/19)	7 vs. Eastern Michigan (12/1/18)
Steals	1 vs. ODU (11/16/19)	2 (3x), Last vs. Towson (2/23/19)
Blocks	2 vs. Harvard (11/8/19)	Same
Minutes	32 at UMass (11/12/19)	37 vs. Towson (2/23/19)
FG Made	9 at UMass (11/12/19)	9 at UMass (11/12/19)
FG Att.	12 at UMass (11/12/19)	14 at Bucknell (11/28/18)
3-pt. FG Made	-	3 at Boston U. (11/10/17)
3-pt. FG Att.	1 vs. ODU (11/16/19)	6 at Boston U. (11/10/17)
FT Made	2 at Boston U. (11/5/19)	5 (4x), Last vs. William & Mary (2/17/18)
FT Attempts	2 (2x), Last vs. Harvard (11/8/19)	6 (4x), Last vs. William & Mary (2/17/18)



# 2019-20 SEASON STATS

## THE STAT CREW SYSTEM Northeastern Combined Team Statistics (as of Jan 23, 2020) All games

RECORD:	OVERALL	HOME	AWAY	NEUTRAL
ALL GAMES	11-9	4-4	6-3	1-2
CONFERENCE	5-3	2-2	3-1	0-0
NON-CONFERENCE	6-6	2-2	3-2	1-2

##	Player	gp-gs	min	avg	Total		3-Point		F-Throw		Rebounds				pf	dq	a	to	blk	stl	pts	avg
					fg-fga	fg%	3fg-fga	3fg%	ft-fa	ft%	off	def	tot	avg								
12	Roland, Jordan	20-20	734	36.7	161-321	.502	66-149	.443	77-87	.885	9	61	70	3.5	34	0	36	34	6	35	465	23.3
02	Walker, Tyson	20-20	608	30.4	90-189	.476	26-67	.388	26-40	.650	8	31	39	2.0	50	0	69	43	4	32	232	11.6
20	Brace, Bolden	20-20	646	32.3	74-150	.493	43-94	.457	27-35	.771	27	102	129	6.5	42	1	45	24	3	22	218	10.9
33	Murphy, Tomas	4-4	117	29.3	17-24	.708	0-1	.000	3-4	.750	5	6	11	2.8	10	0	6	8	3	1	37	9.3
14	Boursiquot, Maxime	18-13	402	22.3	53-99	.535	9-20	.450	14-19	.737	18	62	80	4.4	56	2	21	38	4	28	129	7.2
24	Walters, Shaquille	20-18	488	24.4	47-110	.427	10-43	.233	25-32	.781	8	76	84	4.2	41	1	30	35	3	13	129	6.5
13	Franklin, Myles	20-0	293	14.7	23-62	.371	12-35	.343	17-22	.773	7	16	23	1.2	24	0	25	26	2	7	75	3.8
00	Strong, Jason	20-0	224	11.2	27-57	.474	7-15	.467	11-12	.917	12	29	41	2.1	21	0	11	7	3	3	72	3.6
10	Eboigbodin, Greg	18-5	292	16.2	20-42	.476	0-1	.000	19-21	.905	27	65	92	5.1	45	0	15	14	5	5	59	3.3
21	Smith, Guillen	16-0	122	7.6	12-35	.343	9-21	.429	2-4	.500	1	5	6	0.4	8	0	8	8	2	6	35	2.2
22	Emanga, Quirin	13-0	85	6.5	5-11	.455	3-8	.375	0-0	.000	2	13	15	1.2	6	0	2	3	2	3	13	1.0
01	Cubriilo, Vito	6-0	14	2.3	0-5	.000	0-5	.000	0-0	.000	0	0	0	0.0	0	0	1	0	0	0	0	0.0
Team											19	20	39				6					
Total.....		20	4025		529-1105	.479	185-459	.403	221-276	.801	143	486	629	31.5	337	4	269	246	37	155	1464	73.2
Opponents.....		20	4025		493-1084	.455	124-392	.316	221-321	.688	155	447	602	30.1	308	-	196	257	45	111	1331	66.6

### TEAM STATISTICS

	NU	OPP
SCORING	1464	1331
Points per game	73.2	66.6
Scoring margin	+6.7	-
FIELD GOALS-ATT	529-1105	493-1084
Field goal pct	.479	.455
3 POINT FG-ATT	185-459	124-392
3-point FG pct	.403	.316
3-pt FG made per game	9.3	6.2
FREE THROWS-ATT	221-276	221-321
Free throw pct	.801	.688
F-Throws made per game	11.1	11.1
REBOUNDS	629	602
Rebounds per game	31.5	30.1
Rebounding margin	+1.4	-
ASSISTS	269	196
Assists per game	13.5	9.8
TURNOVERS	246	257
Turnovers per game	12.3	12.9
Turnover margin	+0.6	-
Assist/turnover ratio	1.1	0.8
STEALS	155	111
Steals per game	7.8	5.6
BLOCKS	37	45
Blocks per game	1.9	2.3
ATTENDANCE	9423	18610
Home games-Avg/Game	8-1178	9-1947
Neutral site-Avg/Game	-	3-363

Date	Opponent		Score	Att.
11/05/19	at Boston University	W	72-67	1171
11/08/19	HARVARD	W	84-79	1557
11/12/19	at UMass	L	71-80	2145
11/16/19	ODU	L	69-76	2209
11/19/19	at Holy Cross	W	101-44	1432
11/25/19	vs South Alabama	L	62-74	346
11/26/19	vs Drake	L	56-59	427
11/27/19	vs Weber State	W	79-69	317
12/04/19	MAINE	W	78-63	628
12/07/19	DAVIDSON	L	63-70	1501
12/17/19	at Eastern Michigan	L	55-60	1077
12/19/19	at Detroit Mercy	W	74-61	1151
* 12/28/19	at Towson	W	61-45	1102
* 12/30/19	at James Madison	W	88-72	1890
* 01/02/20	ELON	W	77-68	631
* 01/04/20	WILLIAM & MARY	L	64-66	901
* 01/09/20	HOFSTRA	L	72-74	1202
* 01/16/20	at Col. of Charleston	W	79-76	4340
* 01/18/20	at UNCW	Lot	74-76	3212
* 01/23/20	DREXEL	W	85-52	794

\* - CAA game

Score by Periods	1st	2nd	OT	Totals
Northeastern	725	731	8	1464
Opponents	614	707	10	1331

**THE STAT CREW SYSTEM**  
**Northeastern Combined Team Statistics (as of Jan 23, 2020)**  
**CAA games only**

<b>RECORD:</b>	<b>OVERALL</b>	<b>HOME</b>	<b>AWAY</b>	<b>NEUTRAL</b>
ALL GAMES	5-3	2-2	3-1	0-0
CONFERENCE	5-3	2-2	3-1	0-0
NON-CONFERENCE	0-0	0-0	0-0	0-0

##	Player	gp-gs	min	avg	Total		3-Point		F-Throw		Rebounds				pf	dq	a	to	blk	stl	pts	avg
					fg-fga	fg%	3fg-fga	3fg%	ft-fa	ft%	off	def	tot	avg								
12	Roland, Jordan	8-8	286	35.8	71-146	.486	28-61	.459	26-32	.813	7	28	35	4.4	12	0	13	10	2	14	196	24.5
02	Walker, Tyson	8-8	269	33.6	45-91	.495	13-36	.361	12-19	.632	3	15	18	2.3	21	0	29	14	1	10	115	14.4
20	Brace, Bolden	8-8	273	34.1	35-65	.538	18-37	.486	16-20	.800	10	45	55	6.9	11	0	24	8	0	11	104	13.0
14	Boursiquot, Maxime	8-8	181	22.6	24-47	.511	2-8	.250	4-5	.800	6	29	35	4.4	26	1	8	13	2	13	54	6.8
24	Walters, Shaquille	8-8	200	25.0	19-42	.452	4-13	.308	9-12	.750	3	37	40	5.0	15	0	14	14	0	6	51	6.4
00	Strong, Jason	8-0	85	10.6	9-22	.409	0-2	.000	6-6	1.000	5	8	13	1.6	9	0	4	1	0	2	24	3.0
21	Smith, Guillen	8-0	82	10.3	7-19	.368	4-12	.333	1-2	.500	0	3	3	0.4	6	0	7	4	1	6	19	2.4
13	Franklin, Myles	8-0	97	12.1	7-19	.368	1-10	.100	1-2	.500	1	7	8	1.0	8	0	5	8	1	2	16	2.0
10	Eboigbodin, Greg	8-0	104	13.0	3-12	.250	0-0	.000	10-12	.833	12	23	35	4.4	19	0	3	5	3	0	16	2.0
22	Emanga, Quirin	5-0	43	8.6	2-4	.500	1-2	.500	0-0	.000	1	7	8	1.6	3	0	2	2	2	1	5	1.0
01	Cubriilo, Vito	3-0	5	1.7	0-1	.000	0-1	.000	0-0	.000	0	0	0	0.0	0	0	0	0	0	0	0	0.0
Team											5	7	12					2				
Total.....		8	1625		222-468	.474	71-182	.390	85-110	.773	53	209	262	32.8	130	1	109	81	12	65	600	75.0
Opponents.....		8	1625		203-440	.461	46-140	.329	77-112	.688	52	205	257	32.1	122	-	79	109	11	32	529	66.1

<b>TEAM STATISTICS</b>	<b>NU</b>	<b>OPP</b>	<b>Date</b>	<b>Opponent</b>	<b>Score</b>	<b>Att.</b>
SCORING	600	529	* 12/28/19	at Towson	W 61-45	1102
Points per game	75.0	66.1	* 12/30/19	at James Madison	W 88-72	1890
Scoring margin	+8.9	-	* 01/02/20	ELON	W 77-68	631
FIELD GOALS-ATT	222-468	203-440	* 01/04/20	WILLIAM & MARY	L 64-66	901
Field goal pct	.474	.461	* 01/09/20	HOFSTRA	L 72-74	1202
3 POINT FG-ATT	71-182	46-140	* 01/16/20	at Col. of Charleston	W 79-76	4340
3-point FG pct	.390	.329	* 01/18/20	at UNCW	Lot 74-76	3212
3-pt FG made per game	8.9	5.8	* 01/23/20	DREXEL	W 85-52	794
FREE THROWS-ATT	85-110	77-112	* - CAA game			
Free throw pct	.773	.688				
F-Throws made per game	10.6	9.6				
REBOUNDS	262	257				
Rebounds per game	32.8	32.1				
Rebounding margin	+0.6	-				
ASSISTS	109	79				
Assists per game	13.6	9.9				
TURNOVERS	81	109				
Turnovers per game	10.1	13.6				
Turnover margin	+3.5	-				
Assist/turnover ratio	1.3	0.7				
STEALS	65	32				
Steals per game	8.1	4.0				
BLOCKS	12	11				
Blocks per game	1.5	1.4				
ATTENDANCE	3528	10544				
Home games-Avg/Game	4-882	4-2636				
Neutral site-Avg/Game	-	0-0				

<b>Score by Periods</b>	<b>1st</b>	<b>2nd</b>	<b>OT</b>	<b>Totals</b>
Northeastern	284	308	8	600
Opponents	241	278	10	529

PLAYER CAREER STATS

MAX BOURSQUOT

CAREER STATISTICS

	GP/GS		MIN/AVG		FG			3-Point			Free Throw			Rebounds				AST	BLK	STL	Scoring	
					FG	FGA	PCT	FG	FGA	PCT	FT	FTA	PCT	OFF	DEF	TOT	AVG				PTS	AVG
2016-17	31	2	625	20.2	62	127	.488	10	18	.556	29	42	.690	39	91	130	4.2	20	6	10	163	5.3
2017-18	33	32	648	19.6	87	168	.518	13	40	.325	22	32	.688	35	91	126	3.8	42	7	25	209	6.3
2018-19	-REDSHIRT SEASON-																					
2019-20	18	13	402	22.3	53	99	.535	9	20	.450	14	19	.737	18	62	80	4.4	21	4	28	129	7.2
TOTAL	82	47	1675	20.4	202	394	.513	32	78	.410	65	93	.699	92	244	336	4.1	83	17	63	501	6.1

CAA STATISTICS

	GP/GS		MIN/AVG		FG			3-Point			Free Throw			Rebounds				AST	BLK	STL	Scoring	
					FG	FGA	PCT	FG	FGA	PCT	FT	FTA	PCT	OFF	DEF	TOT	AVG				PTS	AVG
2016-17	18	4	404	22.4	36	70	.514	8	14	.571	13	21	.619	22	66	88	4.9	15	4	4	93	5.2
2017-18	18	18	326	18.1	45	88	.511	7	20	.350	14	19	.737	22	43	65	3.6	19	4	17	111	6.2
2018-19	-REDSHIRT SEASON-																					
2019-20	8	8	181	22.6	24	47	.511	2	8	.250	4	5	.800	6	29	35	4.4	8	2	13	54	6.8
TOTAL	44	30	911	20.7	105	205	.512	17	42	.405	31	45	.689	49	135	184	4.3	42	10	34	258	5.9

BOLDEN BRACE

CAREER STATISTICS

	GP/GS		MIN/AVG		FG			3-Point			Free Throw			Rebounds				AST	BLK	STL	Scoring	
					FG	FGA	PCT	FG	FGA	PCT	FT	FTA	PCT	OFF	DEF	TOT	AVG				PTS	AVG
2016-17	31	9	757	24.4	75	207	.362	56	172	.326	25	31	.806	14	88	102	3.3	49	9	12	231	7.5
2017-18	33	6	812	24.6	82	178	.461	55	139	.396	42	51	.824	24	132	156	4.7	72	14	21	261	7.9
2018-19	34	34	1067	31.4	111	235	.472	57	138	.413	59	74	.797	26	181	207	6.1	92	9	32	338	9.9
2019-20	20	20	644	32.2	74	150	.493	43	94	.457	27	35	.771	27	102	129	6.5	45	3	23	218	10.9
TOTAL	118	69	3279	27.8	342	770	.444	211	543	.389	153	191	.801	91	503	594	5.0	258	35	88	1048	8.9

CAA STATISTICS

	GP/GS		MIN/AVG		FG			3-Point			Free Throw			Rebounds				AST	BLK	STL	Scoring	
					FG	FGA	PCT	FG	FGA	PCT	FT	FTA	PCT	OFF	DEF	TOT	AVG				PTS	AVG
2016-17	18	6	517	28.7	61	152	.401	45	124	.363	16	18	.889	8	56	64	3.6	37	8	8	183	10.2
2017-18	18	0	473	26.3	48	99	.485	33	77	.429	27	33	.818	15	84	99	5.5	42	7	12	156	8.7
2018-19	18	18	625	34.2	69	146	.473	33	80	.413	31	40	.775	14	108	122	6.8	48	5	18	202	11.2
2019-20	8	8	271	33.9	35	65	.538	18	37	.486	16	20	.800	10	45	55	6.9	24	0	12	104	13.0
TOTAL	62	32	1876	30.3	213	462	.461	129	318	.406	90	111	.811	47	293	340	5.5	151	20	50	645	10.4

VITO CUBRILO

CAREER STATISTICS

	GP/GS		MIN/AVG		FG			3-Point			Free Throw			Rebounds				AST	BLK	STL	Scoring	
					FG	FGA	PCT	FG	FGA	PCT	FT	FTA	PCT	OFF	DEF	TOT	AVG				PTS	AVG
2019-20	6	0	14	2.3	0	5	.000	0	5	.000	0	0	.000	0	0	0	0.0	1	0	0	0	0.0

CAA STATISTICS

	GP/GS		MIN/AVG		FG			3-Point			Free Throw			Rebounds				AST	BLK	STL	Scoring	
					FG	FGA	PCT	FG	FGA	PCT	FT	FTA	PCT	OFF	DEF	TOT	AVG				PTS	AVG
2019-20	3	0	5	1.7	0	1	.000	0	1	.000	0	0	.000	0	0	0	0.0	0	0	0	0	0.0

GREG EBOIGBODIN

CAREER STATISTICS

	GP/GS		MIN/AVG		FG			3-Point			Free Throw			Rebounds				AST	BLK	STL	Scoring	
					FG	FGA	PCT	FG	FGA	PCT	FT	FTA	PCT	OFF	DEF	TOT	AVG				PTS	AVG
2017-18*	30	2	318	10.6	27	49	.551	0	0	.000	11	25	.440	33	40	73	2.4	8	11	11	65	2.2
2018-19	-REDSHIRT SEASON-																					
2019-20	18	5	292	16.2	20	42	.476	0	1	.000	19	21	.905	27	65	92	5.1	15	5	5	59	3.3
TOTAL	48	7	610	12.7	47	91	.516	0	1	.000	30	46	.652	60	105	165	3.4	23	16	16	124	2.6

\* Stats at Illinois

LEAGUE STATISTICS

	GP/GS		MIN/AVG		FG			3-Point			Free Throw			Rebounds				AST	BLK	STL	Scoring	
					FG	FGA	PCT	FG	FGA	PCT	FT	FTA	PCT	OFF	DEF	TOT	AVG				PTS	AVG
2017-18*	17	2	238	13.9	24	37	.649	0	0	.000	8	18	.444	21	29	50	3.1	7	8	6	56	3.2
2018-19	-REDSHIRT SEASON-																					
2019-20	8	0	104	13.0	3	12	.250	0	0	.000	10	12	.833	12	23	35	4.4	3	3	0	16	2.0
TOTAL	25	2	342	13.7	27	49	.551	0	0	.000	18	30	.600	33	52	85	3.4	10	11	6	72	2.9
CAA	8	0	104	13.0	3	12	.250	0	0	.000	10	12	.833	12	23	35	4.4	3	3	0	16	2.0



# PLAYER CAREER STATS

## QUIRIN EMANGA

### CAREER STATISTICS

			FG			3-Point			Free Throw			Rebounds						Scoring		
	GP/GS	MIN/AVG	FG	FGA	PCT	FG	FGA	PCT	FT	FTA	PCT	OFF	DEF	TOT	AVG	AST	BLK	STL	PTS	AVG
2019-20	13/0	84/6.5	5	11	.455	3	8	.375	0	0	.000	2	13	15	1.2	2	2	2	13	1.0

### CAA STATISTICS

			FG			3-Point			Free Throw			Rebounds						Scoring		
	GP/GS	MIN/AVG	FG	FGA	PCT	FG	FGA	PCT	FT	FTA	PCT	OFF	DEF	TOT	AVG	AST	BLK	STL	PTS	AVG
2019-20	5/0	42/8.4	2	4	.500	1	2	.500	0	0	.000	1	7	8	1.6	2	2	0	5	1.0

## MYLES FRANKLIN

### CAREER STATISTICS

			FG			3-Point			Free Throw			Rebounds								Scoring	
	GP/GS	MIN/AVG	FG	FGA	PCT	FG	FGA	PCT	FT	FTA	PCT	OFF	DEF	TOT	AVG	AST	BLK	STL	PTS	AVG	
2017-18	16/0	58/3.6	5	13	.384	2	8	.250	3	6	.500	0	6	6	0.4	3	0	1	15	0.9	
2018-19	28/1	288/10.3	13	42	.310	7	24	.292	16	26	.615	9	15	24	0.9	21	0	2	49	1.8	
2019-20	20/0	294/14.7	23	62	.371	12	35	.343	17	22	.773	7	16	23	1.2	25	2	7	75	3.8	
TOTAL	64/1	640/10.0	41	117	.350	21	67	.313	36	54	.667	16	37	53	0.8	49	2	10	139	2.2	

### CAA STATISTICS

			FG			3-Point			Free Throw			Rebounds								Scoring	
	GP/GS	MIN/AVG	FG	FGA	PCT	FG	FGA	PCT	FT	FTA	PCT	OFF	DEF	TOT	AVG	AST	BLK	STL	PTS	AVG	
2017-18	5/0	10/2.0	1	3	.333	0	2	.000	0	2	.000	0	1	1	0.2	0	0	1	2	0.4	
2018-19	14/0	133/9.5	8	18	.444	5	12	.417	9	15	.600	6	4	10	0.7	10	0	1	30	2.1	
2019-20	8/0	98/12.3	7	19	.368	1	10	.100	1	2	.500	1	7	8	1.0	5	1	2	16	2.0	
TOTAL	27/0	241/8.9	16	40	.400	6	24	.250	10	19	.526	7	12	19	0.7	15	1	4	48	1.8	

## TOMAS MURPHY

### CAREER STATISTICS

			FG			3-Point			Free Throw			Rebounds								Scoring	
	GP/GS	MIN/AVG	FG	FGA	PCT	FG	FGA	PCT	FT	FTA	PCT	OFF	DEF	TOT	AVG	AST	BLK	STL	PTS	AVG	
2017-18	33/0	533/16.2	88	155	.568	4	16	.250	37	49	.755	39	40	79	2.4	26	3	4	217	6.6	
2018-19	31/8	590/19.0	100	198	.505	13	28	.464	37	50	.740	35	70	105	3.4	27	4	12	250	8.1	
2019-20	4/4	117/29.3	17	24	.708	0	1	.000	3	4	.750	5	6	11	2.8	6	3	1	37	9.3	
TOTAL	68/12	1230/18.1	205	377	.544	17	45	.378	77	103	.748	79	116	195	2.9	59	10	17	504	7.4	

### CAA STATISTICS

			FG			3-Point			Free Throw			Rebounds								Scoring	
	GP/GS	MIN/AVG	FG	FGA	PCT	FG	FGA	PCT	FT	FTA	PCT	OFF	DEF	TOT	AVG	AST	BLK	STL	PTS	AVG	
2017-18	18/0	291/16.2	53	87	.609	1	5	.200	26	30	.867	21	22	43	2.4	13	1	3	133	7.4	
2018-19	15/1	266/17.7	48	88	.545	9	16	.563	10	13	.769	18	32	50	3.3	8	2	7	115	7.7	
2019-20	DNP																				
TOTAL	33/1	557/16.9	101	175	.577	10	21	.476	36	43	.837	39	54	93	2.8	21	3	10	248	7.5	

## JORDAN ROLAND

### CAREER STATISTICS

	GP/GS	MIN/AVG	FG	FGA	PCT	3-Point	FGA	PCT	Free Throw	FTA	PCT	Rebounds	OFF	DEF	TOT	AVG	AST	BLK	STL	Scoring	PTS	AVG
2015-16*	35/0	163/4.7	11	45	.244	2	14	.143	17	22	.773	5	9	14	0.4	5	1	5	41	1.2		
2016-17*	35/11	703/20.1	88	185	.476	43	103	.417	16	23	.696	16	54	70	2.0	48	10	27	235	6.7		
2017-18	-REDSHIRT SEASON-																					
2018-19	34/24	1038/30.5	167	370	.451	99	246	.402	65	72	.903	16	65	81	2.4	58	8	40	498	14.6		
2019-20	20/20	732/36.6	161	321	.502	66	149	.443	77	87	.885	9	61	70	3.5	36	6	36	465	23.3		
TOTAL	124/55	2636/21.3	427	921	.464	210	512	.410	175	204	.858	46	189	235	1.9	147	25	108	1239	10.0		
NU TOTAL	54/44	1770/32.8	328	691	.475	165	395	.418	142	159	.893	25	126	151	2.8	94	14	76	963	17.8		

\* at George Washington

### LEAGUE STATISTICS

	GP/GS	MIN/AVG	FG	FGA	PCT	FG	FGA	PCT	FT	FTA	PCT	OFF	DEF	TOT	AVG	AST	BLK	STL	PTS	AVG
2015-16*	17/0	89/5.2	6	27	.222	1	9	.111	11	13	.846	3	6	9	0.5	2	0	2	24	1.4
2016-17*	18/4	354/19.7	42	93	.452	22	52	.423	4	7	.571	7	21	28	1.6	21	6	13	110	6.1
2017-18	-REDSHIRT SEASON-																			
2018-19	18/12	555/30.8	87	204	.426	51	133	.383	36	41	.878	10	35	45	2.5	32	6	24	261	14.5
2019-20	8/8	284/35.5	71	146	.486	28	61	.459	26	32	.813	7	28	35	4.4	13	2	15	196	24.5
TOTAL	61/24	1282/21.0	206	470	.438	102	255	.400	77	93	.828	27	90	117	1.9	68	14	54	591	9.7
A-10	35/4	443/12.7	48	120	.400	23	61	.377	15	20	.750	10	27	37	1.1	23	6	15	134	3.8
CAA	26/20	839/32.3	158	350	.451	79	194	.407	62	73	.849	17	63	80	3.1	45	8	39	457	17.6

# PLAYER CAREER STATS

## GUILIEN SMITH

### CAREER STATISTICS

	GP/GS		MIN/AVG		FG			3-Point			Free Throw			Rebounds				Scoring			
					FG	FGA	PCT	FG	FGA	PCT	FT	FTA	PCT	OFF	DEF	TOT	AVG	AST	BLK	STL	PTS
2015-16*	28/8	412/14.7	49	129	.380	13	45	.289	29	37	.784	7	30	37	1.3	14	0	11	140	5.0	
2016-17*	27/27	778/28.8	107	248	.431	34	92	.370	76	101	.752	11	84	95	3.5	49	1	20	324	12.0	
2017-18*	3/3	81/27.0	10	29	.345	2	9	.222	9	9	1.000	1	6	7	2.3	4	0	2	31	10.3	
2018-19*	17/6	258/15.2	23	73	.315	8	38	.211	16	20	.800	5	29	34	2.0	16	2	8	70	4.1	
2019-20	16/0	122/7.6	12	35	.343	9	21	.429	2	4	.500	1	5	6	0.4	8	2	6	35	2.2	
Total	91/44	1650/18.1	201	514	.391	66	205	.322	132	171	.772	25	154	179	2.0	91	5	47	600	6.6	

\* - at Dartmouth

### LEAGUE STATISTICS

			FG			3-Point			Free Throw			Rebounds								Scoring	
	GP/GS	MIN/AVG	FG	FGA	PCT	FG	FGA	PCT	FT	FTA	PCT	OFF	DEF	TOT	AVG	AST	BLK	STL	PTS	AVG	
2015-16*	14/3	204/14.6	22	62	.355	4	15	.267	15	21	.714	2	14	16	1.1	6	0	5	63	4.5	
2016-17*	14/14	405/28.9	58	134	.433	15	45	.333	30	45	.667	7	37	44	3.1	25	1	9	161	11.5	
2017-18*	-REDSHIRT SEASON-																				
2018-19*	11/1	128/11.6	11	33	.333	4	18	.222	8	12	.667	3	16	19	1.7	7	1	3	34	3.1	
2019-20	8/0	82/10.3	7	19	.368	4	12	.333	1	2	.500	0	3	3	0.4	7	1	6	19	2.4	
TOTAL	47/18	819/17.4	98	248	.395	27	90	.300	54	80	.675	12	82	82	1.7	45	3	23	277	5.9	
IVY	39/18	737/18.9	91	229	.397	23	78	.295	53	78	.679	12	67	79	2.0	38	2	17	258	6.6	

## JASON STRONG

### CAREER STATISTICS

	GP/GS		MIN/AVG		FG			3-Point			Free Throw			Rebounds				AST		BLK	STL	Scoring	
					FG	FGA	PCT	FG	FGA	PCT	FT	FTA	PCT	OFF	DEF	TOT	AVG					PTS	AVG
2017-18	10/0	31/3.1	0	11	.000	0	3	.000	0	0	.000	1	1	2	0.2	2	0	0	0	0.0			
2018-19	29/3	279/9.6	40	83	.482	10	30	.333	7	10	.700	12	31	43	1.5	6	4	3	97	3.3			
2019-20	20/0	225/11.3	27	57	.474	7	15	.467	11	12	.917	12	29	41	2.1	11	3	3	72	3.6			
Total	59/3	535/9.1	67	151	.444	17	48	.354	18	22	.818	25	61	86	1.5	19	7	6	169	2.9			

### CAA STATISTICS

			FG			3-Point			Free Throw			Rebounds								Scoring	
	GP/GS	MIN/AVG	FG	FGA	PCT	FG	FGA	PCT	FT	FTA	PCT	OFF	DEF	TOT	AVG	AST	BLK	STL	PTS	AVG	
2017-18	1/0	2/2.0	0	1	.000	0	0	.000	0	0	.000	0	0	0	0.0	0	0	0	0	0.0	
2018-19	15/1	106/7.1	8	23	.348	1	8	.125	2	3	.667	3	11	14	0.9	4	2	1	19	1.3	
2019-20	8/0	86/10.8	9	22	.409	0	2	.000	6	6	1.000	5	8	13	1.6	4	0	2	24	3.0	
Total	24/1	194/8.1	17	46	.370	1	10	.100	8	9	.889	8	19	27	1.1	8	2	3	43	1.8	

## TYSON WALKER

### CAREER STATISTICS

			FG			3-Point			Free Throw			Rebounds								Scoring	
	GP/GS	MIN/AVG	FG	FGA	PCT	FG	FGA	PCT	FT	FTA	PCT	OFF	DEF	TOT	AVG	AST	BLK	STL	PTS	AVG	
2019-20	20/20	610/30.5	90	189	.476	26	67	.388	26	40	.650	8	31	39	2.0	69	4	31	232	11.6	

### CAA STATISTICS

			FG			3-Point			Free Throw			Rebounds								Scoring	
	GP/GS	MIN/AVG	FG	FGA	PCT	FG	FGA	PCT	FT	FTA	PCT	OFF	DEF	TOT	AVG	AST	BLK	STL	PTS	AVG	
2019-20	8/8	271/33.9	45	91	.492	13	36	.361	12	19	.632	3	15	18	2.3	29	1	9	115	14.4	

## SHAQUILLE WALTERS

### CAREER STATISTICS

	GP/GS		MIN/AVG		FG			3-Point			Free Throw			Rebounds				AST		BLK	STL	Scoring	
					FG	FGA	PCT	FG	FGA	PCT	FT	FTA	PCT	OFF	DEF	TOT	AVG	AST	PTS			AVG	
2017-18*	21/0	311/14.8	31	67	.463	7	22	.318	10	18	.556	2	35	37	1.8	15	3	4	79	3.8			
2018-19	10/0	123/12.3	3	17	.176	0	4	.000	10	14	.714	1	12	13	1.3	7	1	3	16	1.6			
2019-20	20/18	489/24.5	47	110	.427	10	43	.233	25	32	.781	8	76	84	4.2	30	3	13	129	6.5			
TOTAL	51/18	924/18.1	81	194	.418	17	69	.246	45	64	.703	11	123	134	2.6	53	7	20	224	4.4			
NU TOTAL	30/18	613/20.4	50	127	.394	10	47	.213	35	46	.761	9	88	97	3.2	38	4	16	145	4.8			

\* at Santa Clara

### LEAGUE STATISTICS

	GP/GS		MIN/AVG		FG			3-Point			Free Throw			Rebounds				AST		BLK	STL	Scoring	
					FG	FGA	PCT	FG	FGA	PCT	FT	FTA	PCT	OFF	DEF	TOT	AVG	AST	PTS			AVG	
2017-18*	8/0	112/14.0	7	22	.318	4	10	.400	2	5	.400	1	11	12	1.5	7	3	2	20	2.5			
2018-19	2/0	7/3.5	0	0	.000	0	0	.000	0	0	.000	0	1	1	0.5	0	0	0	0	0.0			
2019-20	8/8	201/25.1	19	42	.452	4	13	.308	9	12	.750	3	37	40	5.0	14	0	6	51	6.4			
TOTAL	18/8	320/17.8	26	64	.406	8	23	.348	11	17	.647	4	49	53	2.9	21	3	8	71	3.9			
CAA	10/8	208/20.8	19	42	.452	4	13	.308	9	12	.750	3	38	41	4.1	14	0	6	51	5.1			