



CHARLESTON BASKETBALL

NCAA TOURNAMENT APPEARANCES 1994 | 1997 | 1998 | 1999 | 2018
NIT APPEARANCES 1995 | 1996 | 2003 | 2011 | 2017

Men's Basketball Contact: Marlene Navor | Director of Athletics Communications & Creative Content
E-mail: navormu@cofc.edu | Office: (843) 953-6720 | Cell: (843) 647-9916

2019 | 20 SCHEDULE

Overall: 11-7 | CAA: 5-1
Home: 6-2 | Away: 4-3 | Neutral: 1-2

NOVEMBER

DATE	OPPONENT	TIME
N 5	USC UPSTATE [FloSports]	W, 74-55
N 9	GEORGIA STATE [FloSports]	W, 84-80
N 13	OKLAHOMA STATE [CBSSN]	L, 54-73
N 19	at Marshall	W, 76-66
N 23	at UCF [^] [ESPN3]	L, 71-72

WOODEN LEGACY (Anaheim, Calif.)

N 28	vs. Wake Forest [ESPNNews]	L, 56-65
N 29	vs. Providence [ESPNU]	W, 63-55
D 1	vs. UCF [ESPNU]	L, 56-77

DECEMBER

D 8	COKER [FloSports]	W, 76-50
D 14	at Richmond [NBCSN]	L, 71-78
D 18	#25 VCU [FloSports]	L, 71-76
D 21	SC STATE [FloSports]	W, 73-61
D 28	at Drexel* [FloSports]	W, 76-65
D 30	at Delaware* [FloSports]	W, 75-63

JANUARY

J 2	TOWSON* [FloSports]	W, 81-69
J 4	JAMES MADISON* [FloSports]	W, 85-69
J 9	at Elon* [FloSports]	W, 73-65
J 11	at William & Mary* [FloSports]	L, 56-67
J 16	NORTHEASTERN* [FloSports]	7:00 p.m.
J 18	HOFSTRA* [FloSports]	4:00 p.m.
J 25	UNCW* [FloSports]	4:00 p.m.
J 30	at James Madison* [CBSSN]	6:30 p.m.

FEBRUARY

F 1	at Towson* [FloSports]	2:00 p.m.
F 6	WILLIAM & MARY* [FloSports]	7:00 p.m.
F 8	ELON* [FloSports]	4:00 p.m.
F 13	at Hofstra* [CBSSN]	7:00 p.m.
F 15	at Northeastern* [FloSports]	Noon
F 22	at UNCW* [FloSports]	7:00 p.m.
F 27	DELAWARE* [CBSSN]	6:00 p.m.
F 29	DREXEL* [FloSports]	4:00 p.m.

MARCH

CAA CHAMPIONSHIP (Washington, D.C.)

M 7-10	at CAA Championship	TBA
--------	---------------------	-----

* Colonial Athletic Association game

[^] Non-bracketed game of the Wooden Legacy

All Times Listed In Eastern Time Zone

COLLEGE OF CHARLESTON (11-7, 5-1 CAA) vs. NORTHEASTERN (9-8, 3-2 CAA)

January 16, 2020 • 7:00 p.m. (ET)
TD Arena/John Kresse Court (5,100)
at Charleston, S.C.

Television: FloSports

Play-By-Play: Everett German | Color Analyst: Danny Johnson

Radio: College of Charleston Radio Network (ESPN Radio 910 AM | 94.7 FM)

Play-By-Play: Everett German | Color Analyst: Danny Johnson

Internet: Live Statistics at www.CofCStats.com

Live On-Demand Video: FloSports Subscription at <https://www.floSports.tv/caa/>

GAME INFORMATION

	College of Charleston	Northeastern
2019-20 Record	11-7 (5-1 CAA)	9-8 (3-2 CAA)
Head Coach	Earl Grant	Bill Coen
Career Record	112-72 (6th Season)	232-205 (14th Season)
Record at School	112-72 (6th Season)	232-205 (14th Season)
Leading Scorer	Grant Riller (21.9)	Jordan Roland (21.6)
Leading Rebounder	Sam Miller (6.0)	Bolden Brace (6.4)
Series History	Series Tied 7-7	
Last Meeting	Northeastern def. CofC, 70-67, in CAA Semifinals on March 11, 2019 in North Charleston, S.C.	

PROBABLE STARTERS

COLLEGE OF CHARLESTON

	PPG	RPG	APG	MIN
#10 Zep Jasper, G, 6-1, 175, So.	7.3	1.5	1.7	28.9
#1 Grant Riller, G, 6-3, 190, Sr.	21.9	5.2	3.8	32.2
#2 Brevin Galloway, G, 6-2, 215, Jr.	11.5	2.4	1.6	29.3
#24 Jaylen McManus, F, 6-7, 230, Sr.	9.2	5.1	0.5	27.5
#20 Sam Miller, F, 6-9, 240, Sr.	7.4	6.0	0.9	21.9

NORTHEASTERN

	PPG	RPG	APG	MIN
#2 Tyson Walker, G, 6-0, 162, Fr.	11.8	1.9	3.5	30.1
#12 Jordan Roland, G, 6-1, 171, RS-Sr.	21.6	3.1	1.8	36.9
#20 Bolden Brace, G, 6-6, 225, Sr.	10.6	6.4	2.2	32.0
#14 Max Boursiquot, F, 6-5, 211, RS-Jr.	7.5	4.3	1.3	23.0
#24 Shaquille Walters, F, 6-6, 190, Jr.	6.9	4.5	1.7	26.0

GAME PREVIEW

After going 1-1 on the road last weekend in Colonial Athletic Association action, the College of Charleston men's basketball team (11-7, 5-1 CAA) returns home to host Northeastern (9-8, 3-2 CAA) in a Black Out Game slated for Thursday, Jan. 16 at 7 p.m. (ET) at TD Arena. The Cougars are looking to bounce back after dropping a 67-56 decision to first-place and undefeated William & Mary (13-5, 5-0 CAA) on Jan. 11 in Williamsburg, Va. They had previously won six games in a row including their first five-straight in conference play. The Huskies, who have had seven days to prepare for their matchup with the Cougars, are also looking to get back in the win column after back-to-back, two-point losses to W&M (L, 64-66) and Hofstra (L, 72-74). It's always a cat and dog fight when CofC and NU meet. The last five meetings between the two schools have been decided in single digits including a 70-67 loss to the Huskies in the CAA Semifinals a year ago at the North Charleston Coliseum. The game will also face two of the nation's and league's top scoring threats in Charleston senior guard Grant Riller (9th, 21.9 ppg) and Northeastern redshirt senior guard Jordan Roland (10th, 21.6 ppg).

SCOUTING THE HUSKIES

The defending CAA Tournament champion Huskies (lost to Kansas in the 2019 NCAA First Round) are looking to shake off a 74-72 loss to Hofstra last week as both teams enjoyed a one-game bye week in league play. However, they are 2-0 on the road this season against conference foes and currently sit in a two-way tie for fourth with Drexel in the latest standings. NU also leads the CAA in scoring defense holding opponents to 66.3 points per game.

HOME SWEET HOME

The Cougars will enjoy the comforts of being home over the next three-straight conference games at TD Arena with the likes of three of their biggest league rivals in Northeastern (Jan. 16), Hofstra (Jan. 18) and UNCW (Jan. 25) traveling to the Lowcountry. They boast a 6-2 record on their home court this season including 2-0 in league play. Last year, CofC led the CAA in home attendance averaging 4,202 fans per game and continue to do so this season averaging close to 4,000 fans per game.

WHAT A START

In the program's seventh year as a member school in the Colonial, Charleston went 5-0 to start conference play for only the second time since joining the league in 2013-14. Previously, CofC rattled off six-straight wins to start the year at Elon, at Delaware, versus Towson, versus Hofstra, at James Madison and versus William & Mary during the 2016-17 season under Earl Grant.

THE GALLOWAY WAY

Junior guard Brevin Galloway has found his shot and way this season. Since sporting a white headband and registering a career-high 22 points at Richmond on Dec. 14, he has scored in double figures in seven of the Cougars' last nine games. He turned in his longest double-digit scoring streak of his career (five-straight games) during that stretch. Galloway says he got his headband from 2019 NBA Draft Pick Jarrell Brantley, who sported the headband frequently during his CofC career. He hails from an athletic family where his mom, Donna Carr, played collegiate volleyball at Georgia, while his younger brother, Braden, is a sophomore tight end at Clemson.

INSIDE THE SERIES

The all-time series with Northeastern is tied at 7-7. Last year, both teams split the regular-season series with the Cougars' winning 88-79 in overtime on Feb. 16 at TD Arena. The Cougars have won five of the last seven meetings between the two schools.

LAST 10 GAMES IN THE SERIES

L, 67-70 (-3) on March 11, 2019 in North Charleston, S.C.[^]
W, 88-79 OT (+9) on Feb. 16, 2019 at Charleston, S.C.
L, 60-69 (-9) on Jan. 17, 2019 at Boston, Mass.
W, 83-76 OT (+7) on March 6, 2018 at North Charleston, S.C.[^]
W, 69-64 (+5) on Feb. 1, 2018 at Boston, Mass.
W, 82-66 (+16) on Jan. 11, 2018 at Charleston, S.C.
W, 85-71 (+14) on Feb. 18, 2017 at Boston, Mass.
L, 72-73 (-1) on Feb. 9, 2017 at Charleston, S.C.
L, 57-58 (-1) on Feb. 25, 2016 at Boston, Mass.
W, 68-61 (+7) on Jan. 28, 2016 at Charleston, S.C.
[^] CAA Tournament

RILLER WATCH

Grant Riller, who was the fastest player in school history to reach 1,000 points, has tabulated 2,191 career points which ranks second all-time to date. He is the school-record holder for most points scored in a single game (43 points versus Hofstra on 2/14/19) and was invited to the Chris Paul CP3 Elite Guard Camp this past summer. Riller became only the third player in program history (NAIA and NCAA Division I Eras) to surpass the 2,000-point mark next to Gustafson and Goudelock. He also ranks in the Top 10 in career points in CAA history.

COFC ALL-TIME CAREER SCORING LIST

1. Andrew Goudelock (2007-11) - 2,571
2. Grant Riller (2016-Present) - 2,191
3. Ken Gustafson (1971-75) - 2,135
4. Jarrell Brantley (2015-19) - 1,914
5. Greg Mack (1981-85) - 1,901
6. Joe Chealey (2013-18) - 1,827
7. Sam Meade (1970-74) - 1,812
8. Thaddeous Delaney (1994-97) - 1,564
9. Dontaye Draper (2003-07) - 1,541
10. Jeff Bolton (1999-02) - 1,527

MORE ON RILLER

A midseason Lute Olson Award and Lou Henson Award Watch List candidate, Grant Riller is also one of the Top 5 active career scoring leaders in the nation and No. 1 in the CAA with 2,191 career points to date. The fifth-year senior has recorded 13 20+ point performances this season including a season-high 31 points versus James Madison on Jan. 4.

NCAA DIVISION I ACTIVE CAREER SCORING LEADERS

1. Markus Howard (Marquette) - 2,357 points
2. Jermaine Marrow (Hampton) - 2,226 points
3. Grant Riller (College of Charleston) - 2,191 points
4. Charles Williams (Howard) - 2,135 points
5. Tres Tinkle (Oregon State) - 1,979 points

FOR THREE

Over the last six CAA contests, the Cougars have made 8-or-more three-pointers in three of those games including at Drexel (11), Towson (8) and James Madison (13). Charleston is led in 3-point shooting by Galloway, who is shooting a team-best 38.3 percent clip from long range this season. He currently ranks fourth in the league averaging 2.4 threes per game. The team school-record for most threes in a single game is 19 that occurred against Western Carolina on Jan. 25, 2010, while the individual record is held by former CofC greats Troy Wheless and Dontaye Draper (8). Galloway was one shy of that record as he knocked down a career-high seven triples against JMU on Jan. 4.

STRENGTH OF SCHEDULE

The Cougars' 11-7 record is indicative of the level of competition the team faced in non-conference play. They are currently rated No. 108 and boast the nation's 100th strongest overall schedule (77th non-conference schedule) having played eight of the Top 150 teams on nine occasions this season, according to the latest NCAA NET Rankings released on Jan. 15. Year-in and year-out, Charleston puts together a very competitive schedule to prepare itself for its CAA slate. Of its first 10 opponents, VCU is the highest-rated team (No. 44) followed by Richmond (No. 61), Oklahoma State (No. 69), Providence (No. 91), Georgia State (No. 98), Wake Forest (No. 112) and UCF (No. 114).

HIGH SCHOOL ALL-STARs

You know you've made it when your high school pays homage to your career and accomplishments after your time there on the campus grounds. Grant Riller's high school jersey number was retired on Dec. 4 at Ocoee High School in his hometown of Orlando, Fla. He became the first athlete (male or female) in school history to have their jersey number retired. Head Coach Earl Grant, a native of nearby North Charleston, S.C., was also honored with his induction into the R.B. Stall High School Athletic Hall of Fame on Dec. 10. He was joined in the school's first induction class with CofC all-time career assists leader and NBA veteran Anthony Johnson ('97) and U.S. Senator Tim Scott (R-SC).

WILLIAM & MARY RECAP

William & Mary 67, College of Charleston 56

- For the eighth-straight game, College of Charleston started Zep Jasper, Grant Riller, Brevin Galloway, Jaylen McManus and Sam Miller (6-2).
- William & Mary now leads 9-6 in the all-time series with College of Charleston, while the Cougars remain 0-7 all-time at Kaplan Arena since joining the CAA in 2013.
- For the second time of his career, Jaylen McManus led the team in scoring with 12 points including a perfect 6-for-6 performance from the free throw line at William & Mary. It marked his ninth double-figure scoring game of the season and 14th of his career.
- Grant Riller extended his double-digit scoring streak to 46-consecutive games with 10 points, five rebounds and a team-leading five assists at William & Mary. He has now tabulated 2,191 career points to date.
- The Cougars bench scored 19 of the team's 56 points against the Tribe.
- Freshman reserve Brenden Tucker tied his career high with seven points on 3-for-3 shooting from the field including 1-for-1 from beyond the arc at William & Mary.
- Freshman guard Trevon Reddish came off the bench and tied his career high with six points in 14 minutes of action at William & Mary.
- CofC made a season-high tying five blocked shots at William & Mary including a career-high tying three stops from Osinachi Smart and two from Sam Miller.

COLLEGEINSIDER.COM MID-MAJOR TOP 25 POLL

January 13, 2020

1. Gonzaga (31)	18-1
2. Liberty	18-1
3. Northern Iowa	14-2
4. Yale	11-4
5. Saint Mary's	15-4
6. ETSU	15-3
7. Furman	14-4
8. Kent State	13-3
9. UNCG	13-5
10. BYU	13-5
11. Stephen F. Austin	13-3
12. Santa Clara	15-3
13. Harvard	11-4
14. Akron	13-3
15. Wright State	15-4
16. Colgate	13-4
17. Belmont	12-5
18. Pacific	14-5
19. William & Mary	13-5
20. New Mexico State	12-6
21. San Francisco	13-6
22. Bowling Green	11-5
23. Stony Brook	12-6
24. Hofstra	13-5
25. Vermont	11-6
RV. Charleston	11-7

2019 | 20 CAA PRESEASON POLL

(first-place votes)

1. Hofstra (14)	331
2. College of Charleston (18)	323
3. Northeastern (4)	291
4. James Madison (3)	253
5. Delaware (2)	241
6. Towson	194
7. William & Mary	131
8. Drexel	125
9. UNCW	118
10. Elon	48



COUGARS AGAINST NATIONALLY-RANKED COMPETITION

The Cougars are 6-25 all-time when playing Top 25 nationally-ranked opponents. Of their six all-time Top 25 victories, three have come against Top 10 competition including an upset of No. 3 North Carolina, 66-64, on Dec. 5, 1998 in Charlotte, N.C.

COFC ALL-TIME vs. TOP 25 OPPONENTS (6-24)

No. 20 Georgia Tech 77, College of Charleston 70 on Jan. 28, 1992 in Atlanta, Ga.
College of Charleston 84, No. 8 Georgia Tech 67 on Jan. 16, 1993 in Atlanta, Ga.
No. 21 Wake Forest 74, College of Charleston 64 on Dec. 17, 1994 in Winston-Salem, N.C.
No. 25 Syracuse 72, College of Charleston 61 on Dec. 16, 1995 in Syracuse, N.Y.
No. 7 Connecticut 77, College of Charleston 60 on Dec. 27, 1995 in North Charleston, S.C.
College of Charleston 82, No. 21 Stanford 78 on Dec. 29, 1996 in Anchorage, Alaska
No. 8 Kentucky 92, College of Charleston 65 on Nov. 30, 1996 in Anchorage, Alaska
College of Charleston 75, No. 22 Maryland 66 on March 13, 1997 in Memphis, Tenn.
No. 15 Arizona 73, College of Charleston 69 on March 15, 1997 in Memphis, Tenn.
No. 11 Stanford 67, College of Charleston 57 on March 13, 1998 in Chicago, Ill.
College of Charleston 66, No. 3 North Carolina 64 on Dec. 5, 1998 in Charlotte, N.C.
No. 2 North Carolina 72, College of Charleston 54 on Dec. 3, 1999 in Charlotte, N.C.
No. 14 North Carolina 64, College of Charleston 60 on Dec. 30, 2000 in Charlotte, N.C.
No. 15 Wisconsin 75, College of Charleston 49 on Jan. 3, 2004 in Madison, Wis.
No. 10 Louisville 78, College of Charleston 63 on Dec. 21, 2005 in Louisville, Ky.
No. 18 Arkansas 75, College of Charleston 49 on Nov. 18, 2007 in San Juan, Puerto Rico
No. 3 North Carolina 108, College of Charleston 70 on Jan. 7, 2009 in Chapel Hill, N.C.
No. 9 Tennessee 86, College of Charleston 69 on Nov. 27, 2009 in Knoxville, Tenn.
College of Charleston 82, No. 9 North Carolina 79 (OT) on Jan. 4, 2010 in Charleston, S.C.
No. 25 North Carolina 74, College of Charleston 69 on Nov. 28, 2010 in Chapel Hill, N.C.
No. 4 Louisville 69, College of Charleston 62 on Dec. 20, 2011 in Louisville, Ky.
College of Charleston 63, No. 21 Baylor 59 on Nov. 24, 2012 in Waco, Texas
No. 5 Louisville 80, College of Charleston 38 on Dec. 4, 2012 in Charleston, S.C.
No. 3 Louisville 70, College of Charleston 48 on Nov. 9, 2013 in Louisville, Ky.
No. 17 Connecticut 65, College of Charleston 57 on Nov. 20, 2014 in San Juan, Puerto Rico
No. 21 West Virginia 86, College of Charleston 57 on Nov. 29, 2014 in Morgantown, W. Va.
No. 15 Miami 85, College of Charleston 63 on Dec. 19, 2015 in Coral Gables, Fla.
No. 2 Villanova 63, College of Charleston 67 on Nov. 23, 2016 in Villanova, Pa.
No. 6 Wichita State 81, College of Charleston 63 on Nov. 13, 2017 in Wichita, Kan.
No. 19 LSU 67, College of Charleston 55 on Nov. 22, 2018 in Orlando, Fla.
No. 25 VCU 76, College of Charleston 71 on Dec. 18, 2019 in Charleston, S.C.

SCORING DEFENSE

Over the last five seasons, the Cougars have been one of the top teams in the country in scoring defense as well as tops in the CAA the last four-straight years under head coach Earl Grant. Last season, they held opponents to a league-best 68.6 points per game with eight opponents being held to under 60 points.

Number of Games Opponents Scored Under 60 Points

2019-20: 3
2018-19: 8
2017-18: 7
2016-17: 10
2015-16: 11

COUGAR SOUND BITES

"We have been playing great basketball. Our crowd helps us here. We have a great home-court advantage with the energy in this building. We just need to go out and try to play with the right poise, right focus and let the chips fall where they may."
- CofC Head Coach Earl Grant on returning home for the next three conference games after playing four of the team's first six CAA games on the road

"We've had maybe four-or-five games this year where we had four-or-five guys in double figures. We've really done a good job of sharing the responsibility and moving the ball around." - Coach Grant on the team's depth

"He's been making shots all year, so we have to contest his shots, make it hard for him, and we just can't let him get anything easy." - Grant on guarding Northeastern's Jordan Roland

"It's obviously hard to win on the road and that was our fourth road game. We knew it would be a challenge. They played well and we didn't play well at all in some areas. We didn't get to the free throw line and that was a huge key. Give them credit they won the game. Now, we are back at home." - Grant on the team's first conference loss of the season at William & Mary

"We know their game plan. We know our game plan. Pretty much going into it, we know we have to be aggressive. We know their weaknesses and strengths. We just have to be ready to go. They are a good team and play team ball. They have Jordan Roland, one of the top scorers in the league. It's going to be a good test and good challenge for us at home." - Junior Guard Brevin Galloway on Northeastern

COLLEGE OF CHARLESTON QUICK FACTS

GENERAL INFORMATION

Location: Charleston, S.C.
 Founded: 1770
 Enrollment: 11,000
 Nickname: Cougars
 Colors: Maroon and White
 Affiliation: NCAA Division I
 Conference: Colonial Athletic Association
 Home Court (Capacity):
 TD Arena/John Kresse Court (5,100)
 President: Andrew T. Hsu
 (Georgia Tech '82 and '86)
 Director of Athletics: Matt Roberts
 (North Carolina '97)
 Senior Associate AD/SWA: Laura Lageman
 (Buffalo '82)
 Faculty Athletics Representative:
 Dr. Vince Benigni (IUP '83)
 Ticket Office Phone: (843) 953-COUG (2632)

COACHING STAFF

Head Coach: Earl Grant (Georgia College '00)
 Head Coach's Overall Record (6 Years): 112-72
 Head Coach's CofC Record (6 Years): 112-72
 Basketball Office Phone: (843) 953-5556
 Associate Head Coach: J.D. Powell (Clemson '01)
 Assistant Coach:
 Eric Wilson (Western Carolina '08)
 Assistant Coach:
 Mantoris Robinson (Winthrop '10)
 Director of Basketball Operations:
 Luke Simons (Purdue '05)
 Director of Player Development /
 Video Coordinator:
 Anthony Johnson (Clemson '12)
 Assistant Video Coordinator:
 Jermaine Blackmon Jr. (Col. of Charleston '19)

BASKETBALL HISTORY

Seasons of Basketball:
 110th Season (29th as NCAA Division I)
 Overall All-Time Record (Since 1898):
 1,284-1,030 (.555)
 Overall NCAA Division I Record (Since 1991):
 620-273 (.694)
 All-Time Home Court Record: 469-91 (.838)
 Record in TD Arena (Since 2008): 127-47 (.730)
 NCAA Appearances (Last): Five (2018)
 NIT Appearances (Last): Five (2017)
 CBI/CIT Appearances (Last):
 Three (2013) / None
 Last Time AP and Coaches Top 25 Rankings:
 March 8, 1999 (No. 16) / April 1, 1997 (No. 21)

TEAM INFORMATION

2018-19 Overall Record: 24-9
 CAA Record: 12-6 (3rd)
 2019 Postseason Play: None
 Twitter and Instagram: @CofCBasketball
 Starters Returning/Lost: 2/3
 Letterwinners R/L: 10/5
 Newcomers: 5

HEAD COACH EARL GRANT PROFILE



CAREER HONORS

- Nine All-Conference Honorees and 19 Graduates at CofC
- 2019 NBA Draft Pick Jarrell Brantley (50th Overall - Utah Jazz)
- Earned 100th Career Coaching Victory (W, 70-61 vs. UNCW on March 2, 2019)
- 2018 CAA Regular Season and Tournament Champions
- Only the second head coach in program history to lead College of Charleston to the NCAA Tournament
- 2017 NABC All-District Coach of the Year
- 2017 Colonial Athletic Association Coach of the Year

Head Coach Earl Grant is in his sixth season at College of Charleston.

A former Lowcountry prep star out of R.B. Stall High School in nearby North Charleston, Grant has guided the Cougars to three-consecutive 20-win campaigns and a 54-13 home-court winning record (.806) at TD Arena the last five years. He earned his 100th career coaching victory in a 70-61 win against rival UNCW on March 2, 2019 at TD Arena.

In 2018-19, CofC posted a 24-9 overall record with non-conference victories over Rhode Island, VCU and Memphis. Two players - Grant Riller and Jarrell Brantley - were named to the All-CAA First Team. Known for their gritty defense, the Cougars led the CAA in scoring defense for the fourth-straight year holding opponents to 68.6 points per game. CofC also ranked No. 17 in the nation in turnovers per game (10.5 avg.) and No. 16 in free-throw percentage (76.4%).

Known as a player's coach, Grant and his staff helped develop Brantley into a 2019 NBA Second Round Draft Pick - the third-ever College of Charleston player to be drafted. He is currently a two-way player with the Utah Jazz.

A finalist for the 2019 Skip Prosser Man of the Year Award, presented annually to a coach who not only achieves success on the basketball court, but who also displays moral integrity off the court, Grant led the Cougars to a memorable run in 2017-18 that included the program's second-straight 25-win campaign, an impressive 26-8 overall record and 14-4 mark in Colonial Athletic Association play. The co-regular-season champions earned the No. 1 seed in the CAA Men's Basketball Championship and defeated No. 2 seed Northeastern in an overtime thriller to punch the program's first ticket to the NCAA Tournament since 1999.

In addition, the Cougars went an undefeated 14-0 at home at TD Arena, won 11-straight games including 14 of their last 16 and produced four all-conference honorees in All-CAA First Team selections Joe Chealey and Grant Riller. Jarrell Brantley was also named to the All-CAA Second Team and Cameron Johnson to the CAA All-Defensive Team for the third year in a row. It also marked the first season in program history to have four 1,000-career point scorers on the roster in Chealey, Johnson, Brantley and Riller.

In 2016-17, Grant led the Cougars to a 25-10 overall record and 14-4 mark in Colonial Athletic Association play. It marked the program's first 20-win campaign since 2013. Charleston made its fifth all-time appearance in the Postseason NIT.

A former student-athlete, Grant played two years at the NCAA Division II level at Georgia College in Milledgeville, Ga. He led the school to two appearances in the NCAA Tournament and to consecutive Peach Belt Conference Championships (1999 and 2000). In 2000, the Bobcats advanced all the way to the Elite Eight of the NCAA Division II national tournament. He was named an All-Peach Belt First Team selection in 2000.

A native of North Charleston, S.C., Grant earned his bachelor's degree in psychology from Georgia College in 2000. He and his wife, Jacci, a 2001 College of Charleston graduate receiving a degree in elementary education, have three sons: Trey (12), Eyaiah (11) and Elonzo (8).

GRANT'S YEAR-BY-YEAR COACHING RECORD

2014-15: 9-24 (CAA First Round)
 2015-16: 17-14 (CAA Quarterfinals)
 2016-17: 25-10 (NIT First Round and CAA Finals)
 2017-18: 26-8
 (CAA Regular-Season Champions, CAA Tournament Champions and NCAA First Round)
 2018-19: 24-9 (CAA Semifinals)
 2019-20: 11-7
Overall Record: 112-72 (.609)

2019 | 20 TV / RADIO CHART



JAYLEN RICHARD
G • 6-4 • 180 • SO.
DURHAM, N.C.
(CHARLES E. JORDAN HS)



GRANT RILLER
G • 6-3 • 190 • SR.
ORLANDO, FLA.
(OCOE HS)



BREVIN GALLOWAY
G • 6-2 • 215 • JR.
ANDERSON, S.C.
(SENECA HS)



DEANGELO EPPS
F • 6-4 • 205 • FR.
CHARLOTTE, N.C.
(CARMEL CHRISTIAN SCHOOL)



DONTAVIUS KING
F • 6-7 • 250 • FR.
GREENVILLE, S.C.
(POTTER'S HOUSE
CHRISTIAN ACADEMY)



BRENDEN TUCKER
G • 6-2 • 180 • FR.
LAWRENCEVILLE, GA.
(DACULA HS)



ZEP JASPER
G • 6-1 • 175 • SO.
AUGUSTA, GA.
(LANEY HS)



QUAN MCCLUNEY
G • 6-5 • 190 • SO.
GASTONIA, N.C.
(GASTON DAY SCHOOL)



SAM MILLER
F • 6-9 • 240 • SR.
ARLINGTON, VA.
(GONZAGA COLLEGE HS)



TREVON REDDISH
G • 6-4 • 195 • FR.
CARROLLTON, GA.
(EAGLE'S LANDING
CHRISTIAN ACADEMY)



JAYLEN MCMANUS
F • 6-7 • 230 • SR.
CHARLOTTE, N.C.
(NORTH MECKLENBURG HS)



ZACH RABINOWITZ
G • 6-2 • 210 • SR.
CHARLOTTE, N.C.
(PROVIDENCE HS)



JEFFREY PIZANO-MCINNIS
G • 6-1 • 205 • FR.
MOLINE, ILL.
(MARVIN RIDGE HS)



OSINACHI SMART
C/F • 6-8 • 240 • JR.
UMUAHIA, NIGERIA
(NEW GARDEN FRIENDS
SCHOOL (N.C.))



SAMBA NDIAYE
C • 6-9 • 235 • JR.
THIES, SENEGAL
(SUNRISE CHRISTIAN
ACADEMY (KAN.))



EARL GRANT
SIXTH SEASON

2019 | 20 OVERALL STATISTICS

RECORD:	OVERALL	HOME	AWAY	NEUTRAL
ALL GAMES	11-7	6-2	4-3	1-2
CONFERENCE	5-1	2-0	3-1	0-0
NON-CONFERENCE	6-6	4-2	1-2	1-2

##	Player	gp-gs	min	avg	Total		3-Point		F-Throw		Rebounds				pf	dq	a	to	blk	stl	pts	avg
					fg-fga	fg%	3fg-fga	3fg%	ft-fga	ft%	off	def	tot	avg								
01	Riller, Grant	18-18	580	32.2	134-260	.515	20-61	.328	107-127	.843	10	83	93	5.2	40	1	69	54	5	26	395	21.9
02	Galloway, Brevin	18-18	528	29.3	76-173	.439	44-115	.383	11-17	.647	11	32	43	2.4	33	0	29	22	4	35	207	11.5
24	McManus, Jaylen	18-18	495	27.5	59-147	.401	13-43	.302	34-41	.829	24	67	91	5.1	46	0	9	21	2	2	165	9.2
10	Jasper, Zep	18-18	521	28.9	40-95	.421	20-55	.364	31-34	.912	9	18	27	1.5	36	0	30	17	1	16	131	7.3
20	Miller, Sam	17-8	372	21.9	47-96	.490	17-47	.362	14-20	.700	15	87	102	6.0	31	1	16	27	17	3	125	7.4
33	Smart, Osinachi	18-10	329	18.3	26-52	.500	0-0	.000	20-30	.667	36	59	95	5.3	40	0	6	16	12	13	72	4.0
00	Richard, Jaylen	17-0	209	12.3	16-52	.308	6-26	.231	23-29	.793	3	23	26	1.5	24	0	7	19	2	2	61	3.6
03	Epps, DeAngelo	18-0	208	11.6	10-34	.294	1-9	.111	11-15	.733	8	21	29	1.6	24	0	4	8	1	5	32	1.8
23	Reddish, Trevon	17-0	128	7.5	11-24	.458	1-1	1.000	8-17	.471	4	19	23	1.4	13	0	12	8	1	3	31	1.8
05	Tucker, Brenden	13-0	101	7.8	9-25	.360	2-6	.333	6-14	.429	5	3	8	0.6	9	0	5	6	2	2	26	2.0
13	McCluney, Quan	14-0	128	9.1	9-32	.281	2-12	.167	2-7	.286	6	9	15	1.1	23	0	3	5	1	3	22	1.6
31	Rabinowitz, Zach	1-0	1	1.0	1-1	1.000	1-1	1.000	1-2	.500	0	0	0	0.0	0	0	0	0	0	0	4	4.0
Team											17	39	56					6				
Total.....		18	3600		438-991	.442	127-376	.338	268-353	.759	148	460	608	33.8	319	2	190	209	48	110	1271	70.6
Opponents.....		18	3600		427-1029	.415	115-384	.299	237-337	.703	196	455	651	36.2	322	-	224	224	69	96	1206	67.0

TEAM STATISTICS	COFC	OPP	Date	Opponent	Score	Att.
SCORING	1271	1206	11/05/19	USC UPSTATE	74-55	4014
Points per game	70.6	67.0	11/09/19	GEORGIA STATE	84-80	3853
Scoring margin	+3.6	-	11/13/19	OKLAHOMA STATE	54-73	5005
FIELD GOALS-ATT	438-991	427-1029	11/19/19	at Marshall	76-66	6384
Field goal pct	.442	.415	11/23/19	at UCF	71-72	4578
3 POINT FG-ATT	127-376	115-384	11/28/19	vs Wake Forest	56-65	1131
3-point FG pct	.338	.299	11/29/19	vs Providence	63-55	1158
3-pt FG made per game	7.1	6.4	12/01/19	vs UCF	56-77	2185
FREE THROWS-ATT	268-353	237-337	12/08/19	COKER	76-50	3726
Free throw pct	.759	.703	12/14/19	at Richmond	71-78	5804
F-Throws made per game	14.9	13.2	12/18/19	VCU	71-76	3938
REBOUNDS	608	651	12/21/19	SOUTH CAROLINA STATE	73-61	3651
Rebounds per game	33.8	36.2	* 12/28/19	at Drexel	76-65	830
Rebounding margin	-2.4	-	* 12/30/19	at Delaware	75-63	2138
ASSISTS	190	224	* 01/02/20	TOWSON	81-69	3350
Assists per game	10.6	12.4	* 01/04/20	JAMES MADISON	85-69	4224
TURNOVERS	209	224	* 01/09/20	at Elon	73-65	2017
Turnovers per game	11.6	12.4	* 01/11/20	at William & Mary	56-67	4384
Turnover margin	+0.8	-				
Assist/turnover ratio	0.9	1.0				
STEALS	110	96				
Steals per game	6.1	5.3				
BLOCKS	48	69				
Blocks per game	2.7	3.8				
ATTENDANCE	31761	30609				
Home games-Avg/Game	8-3970	7-3734				
Neutral site-Avg/Game	-	3-1491				

* - Conference game

Score by Periods	1st	2nd	Totals
Col. of Charleston	635	636	1271
Opponents	616	590	1206

2019 | 20 CAA STATISTICS

RECORD:	OVERALL	HOME	AWAY	NEUTRAL
ALL GAMES	5-1	2-0	3-1	0-0
CONFERENCE	5-1	2-0	3-1	0-0
NON-CONFERENCE	0-0	0-0	0-0	0-0

##	Player	gp-gs	min	avg	Total		3-Point		F-Throw		Rebounds					pf	dq	a	to	blk	stl	pts	avg
					fg-fga	fg%	3fg-fga	3fg%	ft-fga	ft%	off	def	tot	avg									
01	Riller, Grant	6-6	192	32.0	48-98	.490	10-22	.455	37-44	.841	6	35	41	6.8	16	1	23	19	1	5	143	23.8	
02	Galloway, Brevin	6-6	194	32.3	29-66	.439	22-49	.449	2-5	.400	4	14	18	3.0	10	0	14	9	1	10	82	13.7	
24	McManus, Jaylen	6-6	176	29.3	18-49	.367	3-11	.273	18-21	.857	4	24	28	4.7	16	0	4	6	0	2	57	9.5	
10	Jasper, Zep	6-6	184	30.7	11-29	.379	5-17	.294	22-22	1.000	6	8	14	2.3	11	0	16	5	0	5	49	8.2	
20	Miller, Sam	6-6	119	19.8	19-34	.559	6-17	.353	5-6	.833	6	23	29	4.8	12	0	3	5	7	1	49	8.2	
00	Richard, Jaylen	5-0	51	10.2	5-11	.455	2-7	.286	8-9	.889	0	7	7	1.4	8	0	1	7	0	0	20	4.0	
33	Smart, Osinachi	6-0	121	20.2	7-15	.467	0-0	.000	5-9	.556	13	21	34	5.7	13	0	2	6	8	4	19	3.2	
23	Reddish, Trevon	6-0	50	8.3	4-8	.500	1-1	1.000	3-6	.500	3	6	9	1.5	5	0	5	2	0	2	12	2.0	
05	Tucker, Brenden	4-0	23	5.8	3-3	1.000	1-1	1.000	1-2	.500	1	0	1	0.3	2	0	0	1	0	0	8	2.0	
03	Epps, DeAngelo	6-0	63	10.5	2-8	.250	0-1	.000	2-2	1.000	2	7	9	1.5	8	0	1	2	1	1	6	1.0	
13	McCluney, Quan	6-0	27	4.5	0-3	.000	0-3	.000	1-4	.250	0	1	1	0.2	7	0	0	0	0	1	1	0.2	
Team											3	13	16					1					
Total.....		6	1200		146-324	.451	50-129	.388	104-130	.800	48	159	207	34.5	108	1	69	63	18	31	446	74.3	
Opponents.....		6	1200		138-340	.406	41-143	.287	81-120	.675	64	145	209	34.8	113	-	67	69	16	27	398	66.3	

TEAM STATISTICS	COFC	OPP
SCORING	446	398
Points per game	74.3	66.3
Scoring margin	+8.0	-
FIELD GOALS-ATT	146-324	138-340
Field goal pct	.451	.406
3 POINT FG-ATT	50-129	41-143
3-point FG pct	.388	.287
3-pt FG made per game	8.3	6.8
FREE THROWS-ATT	104-130	81-120
Free throw pct	.800	.675
F-Throws made per game	17.3	13.5
REBOUNDS	207	209
Rebounds per game	34.5	34.8
Rebounding margin	-0.3	-
ASSISTS	69	67
Assists per game	11.5	11.2
TURNOVERS	63	69
Turnovers per game	10.5	11.5
Turnover margin	+1.0	-
Assist/turnover ratio	1.1	1.0
STEALS	31	27
Steals per game	5.2	4.5
BLOCKS	18	16
Blocks per game	3.0	2.7
ATTENDANCE	7574	9369
Home games-Avg/Game	2-3787	4-2342
Neutral site-Avg/Game	-	0-0

Score by Periods	1st	2nd	Totals
Col. of Charleston	217	229	446
Opponents	206	192	398

Date	Opponent		Score	Att.
* 12/28/19	at Drexel	w	76-65	830
* 12/30/19	at Delaware	w	75-63	2138
* 01/02/20	TOWSON	w	81-69	3350
* 01/04/20	JAMES MADISON	w	85-69	4224
* 01/09/20	at Elon	w	73-65	2017
* 01/11/20	at William & Mary	L	56-67	4384

* - Conference game

POINTS - REBOUNDS - ASSISTS

Opponent	Date	Score		00	01	02	03	05	10	13
				RICHARD,JA	RILLER,GRA	GALLOWAY,B	EPDS,DEANG	TUCKER,BRE	JASPER,ZEP	MCCLUNEY,Q
USC UPSTATE	11/05/19	74-55	w	8-2-0	26-4-3	10-1-0	0-2-0	1-1-0	9-0-1	DNP
GEORGIA STATE	11/09/19	84-80	w	13-1-2	23-3-5	19-1-2	2-0-0	2-0-0	3-1-1	DNP
OKLAHOMA STATE	11/13/19	54-73	L	2-2-0	16-4-8	5-2-0	2-2-0	DNP	5-1-0	DNP
at Marshall	11/19/19	76-66	w	3-5-2	22-3-2	12-1-1	1-2-0	DNP	10-1-1	0-0-0
at UCF	11/23/19	71-72	L	5-2-0	20-4-7	14-2-3	8-1-0	0-0-0	7-3-1	DNP
vs Wake Forest	11/28/19	56-65	L	0-1-0	11-4-1	10-3-2	3-3-0	1-1-0	13-2-3	0-0-1
vs Providence	11/29/19	63-55	w	0-0-0	29-5-5	8-2-1	0-1-0	4-2-1	5-3-1	0-5-1
vs UCF	12/01/19	56-77	L	0-1-0	17-3-2	6-1-1	4-2-0	1-2-3	7-1-1	5-1-0
COKER	12/08/19	76-50	w	0-3-1	23-10-2	2-3-1	3-3-1	7-1-0	7-0-2	6-4-0
at Richmond	12/14/19	71-78	L	0-1-0	21-3-3	22-5-1	0-1-0	0-0-0	3-0-0	2-3-0
VCU	12/18/19	71-76	L	3-1-0	26-5-4	15-4-1	0-1-0	DNP	10-1-2	5-1-0
SOUTH CAROLINA STATE	12/21/19	73-61	w	7-0-1	18-4-4	2-0-2	3-2-2	2-0-1	3-0-1	3-0-1
at Drexel	12/28/19	76-65	w	2-0-0	22-7-4	16-3-3	0-1-0	0-0-0	12-2-6	0-0-0
at Delaware	12/30/19	75-63	w	2-0-0	22-5-4	14-5-2	0-0-0	DNP	12-3-3	1-0-0
TOWSON	01/02/20	81-69	w	DNP	28-8-3	11-3-3	2-1-0	0-0-0	12-3-2	0-0-0
JAMES MADISON	01/04/20	85-69	w	6-2-0	31-9-4	21-2-4	2-3-1	1-1-0	7-2-3	0-0-0
at Elon	01/09/20	73-65	w	4-3-1	30-7-3	12-1-2	2-3-0	DNP	6-2-1	0-0-0
at William & Mary	01/11/20	56-67	L	6-2-0	10-5-5	8-4-0	0-1-0	7-0-0	0-2-1	0-1-0

Opponent	Date	Score		20	23	24	31	33
				MILLER,SAM	REDDISH,TR	MCMANUS,JA	RABINOWITZ	SMART,OSIN
USC UPSTATE	11/05/19	74-55	w	8-14-3	5-2-0	5-7-0	DNP	2-7-0
GEORGIA STATE	11/09/19	84-80	w	7-7-0	DNP	13-6-1	DNP	2-3-0
OKLAHOMA STATE	11/13/19	54-73	L	3-4-0	0-0-1	18-4-0	DNP	3-7-0
at Marshall	11/19/19	76-66	w	13-8-2	2-4-0	12-9-0	DNP	1-2-0
at UCF	11/23/19	71-72	L	5-8-2	0-1-1	6-3-0	DNP	6-1-0
vs Wake Forest	11/28/19	56-65	L	3-6-1	0-1-0	10-3-0	DNP	5-6-1
vs Providence	11/29/19	63-55	w	0-0-0	0-0-0	8-8-0	DNP	9-8-1
vs UCF	12/01/19	56-77	L	4-5-2	0-0-0	8-5-1	DNP	4-8-1
COKER	12/08/19	76-50	w	DNP	3-2-4	11-5-0	4-0-0	10-9-1
at Richmond	12/14/19	71-78	L	16-6-1	1-2-0	4-7-1	DNP	2-2-0
VCU	12/18/19	71-76	L	8-12-2	2-0-0	0-1-1	DNP	2-1-0
SOUTH CAROLINA STATE	12/21/19	73-61	w	9-3-0	6-2-1	13-5-1	DNP	7-7-0
at Drexel	12/28/19	76-65	w	13-2-2	0-0-1	9-3-0	DNP	2-6-0
at Delaware	12/30/19	75-63	w	4-6-0	2-2-2	11-7-0	DNP	7-7-0
TOWSON	01/02/20	81-69	w	16-9-1	2-2-0	10-3-0	DNP	0-7-1
JAMES MADISON	01/04/20	85-69	w	7-1-0	0-1-0	6-7-1	DNP	4-5-1
at Elon	01/09/20	73-65	w	2-7-0	2-2-2	9-2-2	DNP	6-3-0
at William & Mary	01/11/20	56-67	L	7-4-0	6-2-0	12-6-1	DNP	0-6-0

STARTING LINEUPS

OPPONENT	G	G	G	F	F/C	RECORD
USC Upstate	Jasper	Riller	Galloway	McManus	Smart	1-0
Georgia State	Jasper	Riller	Galloway	McManus	Smart	2-0
Oklahoma State	Jasper	Riller	Galloway	McManus	Smart	2-1
at Marshall	Jasper	Riller	Galloway	McManus	Smart	3-1
at UCF	Jasper	Riller	Galloway	McManus	Smart	3-2
vs. Wake Forest	Jasper	Riller	Galloway	McManus	Smart	4-2
vs. Providence	Jasper	Riller	Galloway	McManus	Smart	4-3
vs. UCF	Jasper	Riller	Galloway	McManus	Smart	4-4
Coker	Jasper	Riller	Galloway	McManus	Smart	5-4
at Richmond	Jasper	Riller	Galloway	McManus	Smart	5-5
VCU	Jasper	Riller	Galloway	McManus	Miller	0-1
South Carolina State	Jasper	Riller	Galloway	McManus	Miller	1-1
at Drexel	Jasper	Riller	Galloway	McManus	Miller	2-1
at Delaware	Jasper	Riller	Galloway	McManus	Miller	3-1
Towson	Jasper	Riller	Galloway	McManus	Miller	4-1
James Madison	Jasper	Riller	Galloway	McManus	Miller	5-1
at Elon	Jasper	Riller	Galloway	McManus	Miller	6-1
at William & Mary	Jasper	Riller	Galloway	McManus	Miller	6-2

TEAM GAME-BY-GAME

			Total		3-Pointers		Free throws		Rebounds											
Opponent	Date	Score		fg-fga	pct	3fg-fga	pct	ft-fa	pct	off	def	tot	avg	pf	a	t/o	blk	stl	pts	avg
USC UPSTATE	11/05/19	74-55	W	25-56	.446	3-18	.167	21-28	.750	11	32	43	43.0	15	7	10	1	6	74	74.0
GEORGIA STATE	11/09/19	84-80	W	25-53	.472	10-26	.385	24-29	.828	8	20	28	35.5	22	11	16	4	9	84	79.0
OKLAHOMA STATE	11/13/19	54-73	L	17-52	.327	5-27	.185	15-16	.938	10	19	29	33.3	12	9	14	1	7	54	70.7
at Marshall	11/19/19	76-66	W	30-62	.484	3-14	.214	13-22	.591	8	29	37	34.2	20	8	13	3	9	76	72.0
at UCF	11/23/19	71-72	L	28-58	.483	7-17	.412	8-12	.667	8	23	31	33.6	22	14	12	0	6	71	71.8
vs Wake Forest	11/28/19	56-65	L	21-55	.382	7-18	.389	7-14	.500	8	24	32	33.3	23	9	10	3	5	56	69.2
vs Providence	11/29/19	63-55	W	20-40	.500	5-15	.333	18-19	.947	7	30	37	33.9	20	10	21	4	6	63	68.3
vs UCF	12/01/19	56-77	L	22-59	.373	6-20	.300	6-10	.600	12	21	33	33.8	17	11	10	4	3	56	66.8
COKER	12/08/19	76-50	W	25-62	.403	5-19	.263	21-29	.724	12	33	45	35.0	13	12	8	2	7	76	67.8
at Richmond	12/14/19	71-78	L	27-61	.443	6-26	.231	11-14	.786	10	21	31	34.6	11	6	11	1	8	71	68.1
VCU	12/18/19	71-76	L	24-51	.471	13-26	.500	10-14	.714	5	24	29	34.1	17	10	15	2	6	71	68.4
SOUTH CAROLINA STAT	12/21/19	73-61	W	28-58	.483	7-21	.333	10-16	.625	1	25	26	33.4	19	14	6	5	7	73	68.8
at Drexel	12/28/19	76-65	W	29-54	.537	11-20	.550	7-8	.875	6	22	28	33.0	16	16	15	4	9	76	69.3
at Delaware	12/30/19	75-63	W	26-60	.433	7-23	.304	16-21	.762	9	29	38	33.4	17	11	8	1	6	75	69.7
TOWSON	01/02/20	81-69	W	25-60	.417	8-24	.333	23-28	.821	10	28	38	33.7	18	10	2	2	0	81	70.5
JAMES MADISON	01/04/20	85-69	W	27-51	.529	13-23	.565	18-23	.783	7	28	35	33.8	21	14	18	4	8	85	71.4
at Elon	01/09/20	73-65	W	20-44	.455	6-19	.316	27-33	.818	6	27	33	33.7	18	11	12	2	5	73	71.5
at William & Mary	01/11/20	56-67	L	19-55	.345	5-20	.250	13-17	.765	10	25	35	33.8	18	7	8	5	3	56	70.6
Col. of Charleston		1271		438-991	.442	127-376	.338	268-353	.759	148	460	608	33.8	319	190	209	48	110	1271	70.6
Opponents		1206		427-1029	.415	115-384	.299	237-337	.703	196	455	651	36.2	322	224	224	69	96	1206	67.0

OPPONENT GAME-BY-GAME

				Total		3-Pointers		Free throws		Rebounds											
Opponent	Date	Score		fg-fga	pct	3fg-fga	pct	ft-fa	pct	off	def	tot	avg	pf	a	t/o	blk	stl	pts	avg	
USC UPSTATE	11/05/19	74-55	W	20-56	.357	6-20	.300	9-15	.600	8	23	31	31.0	23	5	12	3	3	55	55.0	
GEORGIA STATE	11/09/19	84-80	W	26-59	.441	5-16	.313	23-30	.767	16	24	40	35.5	28	9	19	2	7	80	67.5	
OKLAHOMA STATE	11/13/19	54-73	L	28-54	.519	9-21	.429	8-9	.889	8	26	34	35.0	15	20	11	4	10	73	69.3	
at Marshall	11/19/19	76-66	W	23-61	.377	5-19	.263	15-28	.536	15	28	43	37.0	20	8	18	10	7	66	68.5	
at UCF	11/23/19	71-72	L	23-54	.426	5-14	.357	21-26	.808	10	24	34	36.4	13	14	11	2	3	72	69.2	
vs Wake Forest	11/28/19	56-65	L	19-53	.358	6-21	.286	21-27	.778	13	31	44	37.7	18	13	11	4	4	65	68.5	
vs Providence	11/29/19	63-55	W	19-56	.339	4-19	.211	13-18	.722	11	14	25	35.9	17	13	12	1	11	55	66.6	
vs UCF	12/01/19	56-77	L	29-60	.483	8-21	.381	11-14	.786	12	27	39	36.2	12	19	5	3	7	77	67.9	
COKER	12/08/19	76-50	W	20-63	.317	6-28	.214	4-7	.571	11	29	40	36.7	19	12	19	10	2	50	65.9	
at Richmond	12/14/19	71-78	L	31-59	.525	9-25	.360	7-9	.778	8	26	34	36.4	9	19	10	3	7	78	67.1	
VCU	12/18/19	71-76	L	29-63	.460	7-20	.350	11-14	.786	11	26	37	36.5	18	14	9	4	8	76	67.9	
SOUTH CAROLINA STAT	12/21/19	73-61	W	22-51	.431	4-17	.235	13-20	.650	9	32	41	36.8	17	11	18	7	0	61	67.3	
at Drexel	12/28/19	76-65	W	23-58	.397	8-24	.333	11-17	.647	14	20	34	36.6	12	14	15	2	8	65	67.2	
at Delaware	12/30/19	75-63	W	22-54	.407	3-25	.120	16-21	.762	6	28	34	36.4	18	8	13	4	1	63	66.9	
TOWSON	01/02/20	81-69	W	21-59	.356	7-28	.250	20-23	.870	13	28	41	36.7	20	5	8	2	1	69	67.0	
JAMES MADISON	01/04/20	85-69	W	26-62	.419	5-16	.313	12-25	.480	15	20	35	36.6	20	10	15	2	7	69	67.1	
at Elon	01/09/20	73-65	W	23-53	.434	9-30	.300	10-16	.625	6	21	27	36.1	25	15	11	3	6	65	67.0	
at William & Mary	01/11/20	56-67	L	23-54	.426	9-20	.450	12-18	.667	10	28	38	36.2	18	15	7	3	4	67	67.0	
Opponents		1206		427-1029	.415	115-384	.299	237-337	.703	196	455	651	36.2	322	224	224	69	96	1206	67.0	
Col. of Charleston		1271		438-991	.442	127-376	.338	268-353	.759	148	460	608	33.8	319	190	209	48	110	1271	70.6	

TEAM SUPERLATIVES

TEAM GAME HIGHS

POINTS	85	JAMES MADISON (01/04/20)
	84	GEORGIA STATE (11/09/19)
	81	TOWSON (01/02/20)
	76	at Drexel (12/28/19)
	76	COKER (12/08/19)
	76	at Marshall (11/19/19)
FIELD GOALS MADE	30	at Marshall (11/19/19)
	29	at Drexel (12/28/19)
FIELD GOAL ATTEMPTS	62	COKER (12/08/19)
	62	at Marshall (11/19/19)
FIELD GOAL PERCENTAGE	.537 (29-54)	at Drexel (12/28/19)
	.529 (27-51)	JAMES MADISON (01/04/20)
3 PT FIELD GOALS MADE	13	JAMES MADISON (01/04/20)
	13	VCU (12/18/19)
3 PT FG ATTEMPTS	27	OKLAHOMA STATE (11/13/19)
	26	VCU (12/18/19)
	26	at Richmond (12/14/19)
	26	GEORGIA STATE (11/09/19)
3 PT FG PERCENTAGE	.565 (13-23)	JAMES MADISON (01/04/20)
	.550 (11-20)	at Drexel (12/28/19)
FREE THROWS MADE	27	at Elon (01/09/20)
	24	GEORGIA STATE (11/09/19)
FREE THROW ATTEMPTS	33	at Elon (01/09/20)
	29	COKER (12/08/19)
	29	GEORGIA STATE (11/09/19)
FREE THROW PERCENTAGE	.947 (18-19)	vs Providence (11/29/19)
	.938 (15-16)	OKLAHOMA STATE (11/13/19)
REBOUNDS	45	COKER (12/08/19)
	43	USC UPSTATE (11/05/19)
ASSISTS	16	at Drexel (12/28/19)
	14	JAMES MADISON (01/04/20)
	14	SOUTH CAROLINA STATE (12/21/19)
	14	at UCF (11/23/19)
STEALS	9	at Drexel (12/28/19)
	9	at Marshall (11/19/19)
	9	GEORGIA STATE (11/09/19)
BLOCKED SHOTS	5	at William & Mary (01/11/20)
	5	SOUTH CAROLINA STATE (12/21/19)
TURNOVERS	21	vs Providence (11/29/19)
	18	JAMES MADISON (01/04/20)
FOULS	23	vs Wake Forest (11/28/19)
	22	at UCF (11/23/19)
	22	GEORGIA STATE (11/09/19)

OPPONENT GAME HIGHS

POINTS	80	GEORGIA STATE (11/09/19)
	78	at Richmond (12/14/19)
	77	vs UCF (12/01/19)
	76	VCU (12/18/19)
	73	OKLAHOMA STATE (11/13/19)
FIELD GOALS MADE	31	at Richmond (12/14/19)
	29	VCU (12/18/19)
	29	vs UCF (12/01/19)
FIELD GOAL ATTEMPTS	63	VCU (12/18/19)
	63	COKER (12/08/19)
FIELD GOAL PERCENTAGE	.525 (31-59)	at Richmond (12/14/19)
	.519 (28-54)	OKLAHOMA STATE (11/13/19)
3 PT FIELD GOALS MADE	9	at William & Mary (01/11/20)
	9	at Elon (01/09/20)
	9	at Richmond (12/14/19)
	9	OKLAHOMA STATE (11/13/19)
3 PT FG ATTEMPTS	30	at Elon (01/09/20)
	28	TOWSON (01/02/20)
	28	COKER (12/08/19)
3 PT FG PERCENTAGE	.450 (9-20)	at William & Mary (01/11/20)
	.429 (9-21)	OKLAHOMA STATE (11/13/19)
FREE THROWS MADE	23	GEORGIA STATE (11/09/19)
	21	vs Wake Forest (11/28/19)
	21	at UCF (11/23/19)
FREE THROW ATTEMPTS	30	GEORGIA STATE (11/09/19)
	28	at Marshall (11/19/19)
FREE THROW PERCENTAGE	.889 (8-9)	OKLAHOMA STATE (11/13/19)
	.870 (20-23)	TOWSON (01/02/20)
REBOUNDS	44	vs Wake Forest (11/28/19)
	43	at Marshall (11/19/19)
ASSISTS	20	OKLAHOMA STATE (11/13/19)
	19	at Richmond (12/14/19)
	19	vs UCF (12/01/19)
STEALS	11	vs Providence (11/29/19)
	10	OKLAHOMA STATE (11/13/19)
BLOCKED SHOTS	10	COKER (12/08/19)
	10	at Marshall (11/19/19)
TURNOVERS	19	COKER (12/08/19)
	19	GEORGIA STATE (11/09/19)
FOULS	28	GEORGIA STATE (11/09/19)
	25	at Elon (01/09/20)

TEAM GAME LOWS

POINTS	54	OKLAHOMA STATE (11/13/19)
	56	vs Wake Forest (11/28/19)
	56	vs UCF (12/01/19)
	56	at William & Mary (01/11/20)
	63	vs Providence (11/29/19)
FIELD GOALS MADE	17	OKLAHOMA STATE (11/13/19)
	19	at William & Mary (01/11/20)
FIELD GOAL ATTEMPTS	40	vs Providence (11/29/19)
	44	at Elon (01/09/20)
FIELD GOAL PERCENTAGE	.327 (17-52)	OKLAHOMA STATE (11/13/19)
	.345 (19-55)	at William & Mary (01/11/20)
3 PT FIELD GOALS MADE	3	USC UPSTATE (11/05/19)
	3	at Marshall (11/19/19)
3 PT FG ATTEMPTS	14	at Marshall (11/19/19)
	15	vs Providence (11/29/19)
3 PT FG PERCENTAGE	.167 (3-18)	USC UPSTATE (11/05/19)
	.185 (5-27)	OKLAHOMA STATE (11/13/19)
FREE THROWS MADE	6	vs UCF (12/01/19)
	7	vs Wake Forest (11/28/19)
	7	at Drexel (12/28/19)
FREE THROW ATTEMPTS	8	at Drexel (12/28/19)
	10	vs UCF (12/01/19)
FREE THROW PERCENTAGE	.500 (7-14)	vs Wake Forest (11/28/19)
	.591 (13-22)	at Marshall (11/19/19)
REBOUNDS	26	SOUTH CAROLINA STATE (12/21/19)
	28	GEORGIA STATE (11/09/19)
	28	at Drexel (12/28/19)
ASSISTS	6	at Richmond (12/14/19)
	7	USC UPSTATE (11/05/19)
	7	at William & Mary (01/11/20)
STEALS	0	TOWSON (01/02/20)
	3	vs UCF (12/01/19)
	0	at William & Mary (01/11/20)
BLOCKED SHOTS	0	at UCF (11/23/19)
	1	USC UPSTATE (11/05/19)
	1	OKLAHOMA STATE (11/13/19)
	1	at Richmond (12/14/19)
	1	at Delaware (12/30/19)
TURNOVERS	2	TOWSON (01/02/20)
	6	SOUTH CAROLINA STATE (12/21/19)
FOULS	11	at Richmond (12/14/19)
	12	OKLAHOMA STATE (11/13/19)

OPPONENT GAME LOWS

POINTS	50	COKER (12/08/19)
	55	USC UPSTATE (11/05/19)
	55	vs Providence (11/29/19)
	61	SOUTH CAROLINA STATE (12/21/19)
	63	at Delaware (12/30/19)
FIELD GOALS MADE	19	vs Wake Forest (11/28/19)
	19	vs Providence (11/29/19)
FIELD GOAL ATTEMPTS	51	SOUTH CAROLINA STATE (12/21/19)
	53	vs Wake Forest (11/28/19)
	53	at Elon (01/09/20)
FIELD GOAL PERCENTAGE	.317 (20-63)	COKER (12/08/19)
	.339 (19-56)	vs Providence (11/29/19)
3 PT FIELD GOALS MADE	3	at Delaware (12/30/19)
	4	vs Providence (11/29/19)
	4	SOUTH CAROLINA STATE (12/21/19)
3 PT FG ATTEMPTS	14	at UCF (11/23/19)
	16	GEORGIA STATE (11/09/19)
	16	JAMES MADISON (01/04/20)
3 PT FG PERCENTAGE	.120 (3-25)	at Delaware (12/30/19)
	.211 (4-19)	vs Providence (11/29/19)
FREE THROWS MADE	4	COKER (12/08/19)
	7	at Richmond (12/14/19)
FREE THROW ATTEMPTS	7	COKER (12/08/19)
	9	OKLAHOMA STATE (11/13/19)
	9	at Richmond (12/14/19)
FREE THROW PERCENTAGE	.480 (12-25)	JAMES MADISON (01/04/20)
	.536 (15-28)	at Marshall (11/19/19)
REBOUNDS	25	vs Providence (11/29/19)
	27	at Elon (01/09/20)
ASSISTS	5	USC UPSTATE (11/05/19)
	5	TOWSON (01/02/20)
STEALS	0	SOUTH CAROLINA STATE (12/21/19)
	1	at Delaware (12/30/19)
	1	TOWSON (01/02/20)
BLOCKED SHOTS	1	vs Providence (11/29/19)
	2	GEORGIA STATE (11/09/19)
	2	at UCF (11/23/19)
	2	at Drexel (12/28/19)
	2	TOWSON (01/02/20)
	2	JAMES MADISON (01/04/20)
TURNOVERS	5	vs UCF (12/01/19)
	7	at William & Mary (01/11/20)
FOULS	9	at Richmond (12/14/19)
	12	vs UCF (12/01/19)
	12	at Drexel (12/28/19)

INDIVIDUAL SUPERLATIVES

INDIVIDUAL GAME HIGHS

Points	31	Riller, Grant vs James Madison (01/04/20)
	30	Riller, Grant at Elon (01/09/20)
	29	Riller, Grant vs Providence (11/29/19)
	28	Riller, Grant vs Towson (01/02/20)
	26	Riller, Grant vs VCU (12/18/19)
	26	Riller, Grant vs USC Upstate (11/05/19)
Field Goals Made	11	Riller, Grant vs James Madison (01/04/20)
	10	Galloway, Brevin at Richmond (12/14/19)
Field Goal Att.	21	Riller, Grant vs Towson (01/02/20)
	19	Riller, Grant vs James Madison (01/04/20)
FG Pct (min 5 made)	.857 (6-7)	Miller, Sam at Marshall (11/19/19)
	.833 (5-6)	Miller, Sam at Drexel (12/28/19)
3-Point FG Made	7	Galloway, Brevin vs James Madison (01/04/20)
	5	Galloway, Brevin vs VCU (12/18/19)
	5	Galloway, Brevin vs Georgia State (11/09/19)
3-Point FG Att.	11	Galloway, Brevin at Delaware (12/30/19)
	10	Galloway, Brevin vs James Madison (01/04/20)
3-Pt FG Pct (min 2 made)	1.000 (3-3)	Miller, Sam at Drexel (12/28/19)
	1.000 (2-2)	Richard, Jaylen vs James Madison (01/04/20)
	1.000 (2-2)	McManus, Jaylen at Drexel (12/28/19)
	1.000 (2-2)	Jasper, Zep vs UCF (12/01/19)
	1.000 (2-2)	Galloway, Brevin vs Providence (11/29/19)
Free Throws Made	14	Riller, Grant vs Georgia State (11/09/19)
	11	Riller, Grant at Elon (01/09/20)
Free Throw Att.	14	Riller, Grant vs Georgia State (11/09/19)
	11	Riller, Grant at Elon (01/09/20)
	11	Riller, Grant vs James Madison (01/04/20)
FT Pct (min 3 made)	1.000 (14-14)	Riller, Grant vs Georgia State (11/09/19)
	1.000 (11-11)	Riller, Grant at Elon (01/09/20)
	1.000 (10-10)	Jasper, Zep vs Towson (01/02/20)
	1.000 (9-9)	Riller, Grant vs Coker (12/08/19)
	1.000 (6-6)	McManus, Jaylen at William & Mary (01/11/20)
	1.000 (6-6)	Riller, Grant vs Oklahoma State (11/13/19)
	1.000 (4-4)	Jasper, Zep vs James Madison (01/04/20)
	1.000 (4-4)	Jasper, Zep at Delaware (12/30/19)
	1.000 (4-4)	Riller, Grant at Drexel (12/28/19)
	1.000 (4-4)	McManus, Jaylen vs Oklahoma State (11/13/19)
	1.000 (4-4)	Galloway, Brevin vs USC Upstate (11/05/19)
	1.000 (3-3)	Riller, Grant at William & Mary (01/11/20)
	1.000 (3-3)	Smart, Osinachi vs Providence (11/29/19)
	1.000 (3-3)	McManus, Jaylen vs Wake Forest (11/28/19)
Rebounds	14	Miller, Sam vs USC Upstate (11/05/19)
	12	Miller, Sam vs VCU (12/18/19)
Assists	8	Riller, Grant vs Oklahoma State (11/13/19)
	7	Riller, Grant at UCF (11/23/19)
Steals	5	Galloway, Brevin vs South Carolina State (12/21/19)
	5	Galloway, Brevin at Richmond (12/14/19)
Blocked Shots	3	Smart, Osinachi at William & Mary (01/11/20)
	3	Smart, Osinachi vs James Madison (01/04/20)
	3	Miller, Sam vs UCF (12/01/19)
Turnovers	7	Riller, Grant vs Georgia State (11/09/19)
	5	Riller, Grant vs James Madison (01/04/20)
	5	Riller, Grant at Drexel (12/28/19)

OPPONENT INDIVIDUAL GAME HIGHS

Points	23	Wilson, Dwight vs James Madison (01/04/20)
	23	Collin Smith at UCF (11/23/19)
	22	David Duke vs Providence (11/29/19)
	22	Roberts, Justin vs Georgia State (11/09/19)
	21	Knight, Nathan at William & Mary (01/11/20)
	21	Camren Wynter at Drexel (12/28/19)
	21	Dziagwa,Thomas vs Oklahoma State (11/13/19)
Field Goals Made	10	Wilson, Dwight vs James Madison (01/04/20)
	8	Santos-Silva,Marcus vs VCU (12/18/19)
	8	Grant Golden at Richmond (12/14/19)
	8	Collin Smith vs UCF (12/01/19)
Field Goal Att.	19	Wilson, Dwight vs James Madison (01/04/20)
	18	Knight, Nathan at William & Mary (01/11/20)
	18	Williams, Kane vs Georgia State (11/09/19)
FG Pct (min 5 made)	.875 (7-8)	David Duke vs Providence (11/29/19)
	.857 (6-7)	Linder, Josh vs Georgia State (11/09/19)
3-Point FG Made	7	Dziagwa,Thomas vs Oklahoma State (11/13/19)
	4	Betrand,Allen vs Towson (01/02/20)
	4	Blake Francis at Richmond (12/14/19)
3-Point FG Att.	10	Dziagwa,Thomas vs Oklahoma State (11/13/19)
	9	Blake Francis at Richmond (12/14/19)
	9	Royce Hunter vs Coker (12/08/19)
3-Pt FG Pct (min 2 made)	1.000 (2-2)	Hermanovskis,Rainers at William & Mary (01/11/20)
	.750 (3-4)	David Duke vs Providence (11/29/19)
Free Throws Made	9	Sanders,Nakye vs Towson (01/02/20)
	9	Collin Smith at UCF (11/23/19)
Free Throw Att.	11	Knight, Nathan at William & Mary (01/11/20)
	10	APPLEWHITE,Damani vs South Carolina State (12/21/19)
	10	Collin Smith at UCF (11/23/19)
	10	Dazon Ingram at UCF (11/23/19)
	10	Roberts, Justin vs Georgia State (11/09/19)
FT Pct (min 3 made)	1.000 (9-9)	Sanders,Nakye vs Towson (01/02/20)
	1.000 (8-8)	Evans,Marcus vs VCU (12/18/19)
	1.000 (8-8)	Mikel Beyers at Marshall (11/19/19)
	1.000 (4-4)	Fobbs,Brian vs Towson (01/02/20)
	1.000 (4-4)	Blake Francis at Richmond (12/14/19)
	1.000 (4-4)	Likekele,Isaac vs Oklahoma State (11/13/19)
	1.000 (3-3)	Wright, Simon at Elon (01/09/20)
	1.000 (3-3)	Ryan Allen at Delaware (12/30/19)
Rebounds	14	Wilson, Dwight vs James Madison (01/04/20)
	14	Olivier Sarr vs Wake Forest (11/28/19)
Assists	8	Jacob Gilyard at Richmond (12/14/19)
	7	Likekele,Isaac vs Oklahoma State (11/13/19)
Steals	4	Camren Wynter at Drexel (12/28/19)
	3	Parker, Deshon vs James Madison (01/04/20)
	3	Jacob Gilyard at Richmond (12/14/19)
	3	Nate Watson vs Providence (11/29/19)
	3	David Duke vs Providence (11/29/19)
	3	Waters, III,Lindy vs Oklahoma State (11/13/19)
Blocked Shots	6	AJ McQuaige vs Coker (12/08/19)
	6	Jannson Williams at Marshall (11/19/19)
Turnovers	7	Lewis, Matt vs James Madison (01/04/20)
	6	Camren Wynter at Drexel (12/28/19)

2019 | 20 BOX SCORES

GAME 1 | COFC 74, USC UPSTATE 55

USC Upstate 55 • 0-1

#	Player	Total		3-Ptr		Rebounds			PF	TP	A	TO	Blk	Stl	Min
		FG-FGA	FG-FGA	FT-FTA	Off	Def	Tot								
01	WHITE, Dalvin	* 3-6	1-2	0-0	0	3	3	4	7	2	1	0	0	0	29
10	BRUNER, Tommy	* 5-12	3-5	1-1	0	3	3	3	14	1	2	0	1	1	32
12	HAMMOND, Everette	* 2-8	0-3	1-3	1	1	2	4	5	1	4	1	0	0	25
34	ALDRICH, Josh	* 0-1	0-1	0-0	0	1	1	4	0	0	0	0	0	0	10
35	ZINK, Nevin	* 1-2	0-0	0-0	0	1	1	3	2	0	0	0	0	0	17
00	MARTIN, Brandon	5-10	0-0	3-6	5	3	8	1	13	0	0	1	0	0	19
02	JERNIGAN, Cartier	1-4	0-1	2-2	0	3	3	1	4	0	1	0	0	1	17
03	GOODLOE, Mysta	0-3	0-1	0-1	0	1	1	0	0	1	1	0	0	0	14
04	SMITH, Khydarious	0-0	0-0	0-0	0	1	1	0	0	0	0	0	0	0	4
05	MOZONE, Bryson	2-8	2-7	0-0	1	5	6	2	6	0	2	1	0	0	27
23	BOOKER, Thomas	1-2	0-0	2-2	0	0	0	1	4	0	1	0	1	0	6
Team					1	2	2								
Totals		20-56	6-20	9-15	8	23	31	23	55	5	12	3	3	0	200
FG % 1st Half: 13-33 39.4%		2nd half: 7-23 30.4%		Game: 20-56 35.7%		Deadball Rebounds 2									
3FG % 1st Half: 5-13 38.5%		2nd half: 1-7 14.3%		Game: 6-20 30.0%											
FT % 1st Half: 2-2 100.0		2nd half: 7-13 53.8%		Game: 9-15 60.0%											

Col. of Charleston 74 • 1-0

#	Player	Total		3-Ptr		Rebounds			PF	TP	A	TO	Blk	Stl	Min
		FG-FGA	FG-FGA	FT-FTA	Off	Def	Tot								
01	Riller, Grant	* 9-14	2-3	6-8	0	4	4	2	26	3	2	0	3	3	33
02	Galloway, Brevin	* 3-8	0-5	4-4	0	1	1	2	10	0	1	0	0	3	25
10	Jasper, Zep	* 4-7	1-2	0-0	0	0	0	1	9	1	1	0	0	0	27
24	McManus, Jaylen	* 1-2	0-1	3-4	4	3	7	1	5	0	1	0	0	0	25
33	Smart, Osinachi	* 1-1	0-0	0-0	0	7	7	2	2	0	1	0	0	0	12
00	Richard, Jaylen	1-5	0-2	6-7	0	2	2	2	8	0	1	0	0	0	21
03	Epps, DeAngelo	0-6	0-3	0-0	2	0	2	0	1	0	0	1	0	0	14
05	Tucker, Brenden	0-2	0-0	1-2	0	1	1	0	1	0	0	0	0	0	4
20	Miller, Sam	4-9	0-2	0-1	2	12	14	2	8	3	1	1	0	0	29
23	Reddish, Trevon	2-2	0-0	1-2	0	2	2	2	5	0	1	0	0	0	10
Totals		25-56	3-18	21-28	11	32	43	15	74	7	10	1	6	0	200
FG % 1st Half: 12-26 46.2%		2nd half: 13-30 43.3%		Game: 25-56 44.6%		Deadball Rebounds 4									
3FG % 1st Half: 3-8 37.5%		2nd half: 0-10 0.0%		Game: 3-18 16.7%											
FT % 1st Half: 9-10 90.0%		2nd half: 12-18 66.7%		Game: 21-28 75.0%											

Officials: Nick Heather (R), Keith Fogleman (U1), Jerome Hall (U2)
Technical fouls: USC Upstate-None. Col. of Charleston-None.
Attendance: 4014

Score by periods	1st	2nd	Total
USC Upstate	33	22	55
Col. of Charleston	36	38	74

Last FG - UPST 2nd-01:33, COFC 2nd-01:46.
Largest lead - UPST by 4 1st-14:41, COFC by 23 2nd-03:00.
UPST led for 05:34, COFC led for 29:32. Game was tied for 04:54.

Score tied - 7 times.
Lead changed - 10 times.

GAME 2 | COFC 84, GEORGIA STATE 80

Georgia State 80 • 1-1

#	Player	Total			3-Ptr			Rebounds			PF	TP	A	TO	Blk	Stl	Min
		FG	FGA	FG-FGA	FT	FTA	FT-FTA	Off	Def	Tot							
01	Wilson, Damon	*	2-3	0-1	0-0	0	3	3	5	4	2	4	0	0	0	16	
02	Roberts, Justin	*	7-9	1-2	7-10	1	2	3	1	22	3	2	0	2	36		
11	Allen, Corey	*	3-7	3-5	0-0	0	2	2	4	9	1	5	0	0	0	25	
12	Williams, Kane	*	4-18	0-4	5-8	1	3	4	5	13	1	4	0	1	33		
23	Jones III, Joe	*	1-2	0-0	0-0	0	4	4	1	2	0	0	2	0	22		
00	Ivery, Kavonte		0-2	0-1	2-2	0	0	0	5	2	1	0	0	0	10		
10	Phillips, Nelson		1-8	1-3	2-2	1	5	6	5	5	1	3	0	0	1	24	
20	Linder, Josh		6-7	0-0	7-8	7	5	12	1	19	0	0	0	0	1	23	
21	Brooks, Kalik		0-0	0-0	0-0	0	0	0	0	0	0	0	0	0	0	0	
25	Thomas, Jalen		2-3	0-0	0-0	2	0	2	1	4	0	1	0	0	2	11	
Team						4	0	4									
Totals			26-59	5-16	23-30	16	24	40	28	80	9	19	2	7	0	200	
FG % 1st Half: 14-31 45.2%		2nd half: 12-28 42.9%		Game: 26-59 44.1%		Deadball Rebounds 4											
3FG % 1st Half: 2-9 22.2%		2nd half: 3-7 42.9%		Game: 5-16 31.3%													
FT % 1st Half: 9-12 75.0%		2nd half: 14-18 77.8%		Game: 23-30 76.7%													

Col. of Charleston 84 • 2-0

#	Player	Total	3-Ptr	Rebounds				PF	TP	A	TO	Blk	Stl	Min
		FG-FGA	FG-FGA	FT-FTA	Off	Def	Tot							
01	Riller, Grant	* 4-10	1-5	14-14	0	3	3	2	23	5	7	1	4	38
02	Galloway, Brevin	* 6-11	5-8	2-2	1	0	1	2	19	2	1	1	2	35
10	Jasper, Zep	* 1-3	1-3	0-0	0	1	1	0	3	1	0	0	0	12
24	McManus, Jaylen	* 5-10	2-3	1-2	2	4	6	4	13	1	0	0	0	27
33	Smart, Osinachi	* 1-3	0-0	0-0	2	1	3	4	2	0	1	1	2	22
00	Richard, Jaylen	4-9	1-4	4-6	0	1	1	3	13	2	1	0	0	28
03	Epps, DeAngelo	1-1	0-0	0-0	0	0	0	1	2	0	0	0	0	12
05	Tucker, Brenden	1-2	0-1	0-0	0	0	0	1	2	0	0	0	0	7
20	Miller, Sam	2-4	0-2	3-5	0	7	7	5	7	0	5	1	1	19
Team					3	3	6							
Totals		25-53	10-26	24-29	8	20	28	22	84	11	16	4	9	200
FG % 1st Half: 12-24 50.0%		2nd half: 13-29 44.8%		Game: 25-53 47.2%		Deadball Rebounds								
3FG % 1st Half: 5-15 33.3%		2nd half: 5-11 45.5%		Game: 10-26 38.5%		1								
FT % 1st Half: 11-14 78.6%		2nd half: 13-15 86.7%		Game: 24-29 82.8%										

Officials: Mark Schnur, JW Lucas and Jeff Pon
Technical fouls: Georgia State-Ivery, Kavonte. Col. of Charleston-Miller, Sam; McManus, Jaylen; Smart, Osinachi.
Attendance: 3853

Score by periods	1st	2nd	Total
Georgia State	39	41	80
Col. of Charleston	40	44	84

GAME 3 | OKLAHOMA STATE 73, COFC 54

Oklahoma State 73 • 3-0

#	Player	Total	3-Ptr	Reb	Def	Off	PF	TP	A	To	Blk	Stl	Min	
		FG-FGA	FG-FGA	FT-FTA										
12	McGriff, Cameron	f 3-11	0-3	2-2	3	7	10	1	8	5	0	0	1	37
14	Anei, Yor	f 3-4	0-0	0-0	1	3	4	3	6	0	2	1	1	17
04	Dziagwa, Thomas	g 7-10	7-10	0-0	0	2	2	2	21	2	2	0	1	31
13	Likekele, Isaac	g 4-6	0-0	4-4	0	5	5	1	12	7	3	1	1	34
21	Waters, III, Lindy	g 6-8	2-4	2-2	0	2	2	2	16	3	1	0	3	32
00	Anderson, III, Avery	0-2	0-1	0-0	0	2	2	1	0	0	0	0	0	5
01	Laurent, Jonathan	0-0	0-0	0-0	0	1	1	0	0	1	0	0	0	3
02	Harris Jr., Chris	0-3	0-2	0-0	0	0	0	1	0	0	1	0	0	15
20	Boone, Keylan	0-1	0-1	0-0	1	0	1	1	0	1	0	1	2	8
22	Boone, Kalib	5-9	0-0	0-1	1	2	3	3	10	2	1	1	1	18
	Team				2	2	4							
Totals		28-54	9-21	8-9	8	26	34	15	73	20	11	4	10	200
FG % 1st Half: 13-27 48.1%		2nd half: 15-27 55.6%		Game: 28-54 51.9%		Deadball Rebounds 0								
3FG % 1st Half: 4-12 33.3%		2nd half: 5-15 33.3%		Game: 5-15 33.3%										
FT % 1st Half: 0-1 0.0%		2nd half: 8-8 100.0		Game: 8-9 88.9%										

2019 | 20 BOX SCORES

GAME 5 | UCF 72, COFC 71

Col. of Charleston 71 • 3-2,0-0 CAA

#	Player	Total		3-Ptr	Rebounds			PF	TP	A	TO	Blk	Stl	Min
		FG-FGA	FG-FGA		Off	Def	Tot							
24	McManus, Jaylen	f	3-7	0-0	0-0	0	3	3	4	6	0	2	0	27
33	Smart, Osinachi	c	3-3	0-0	0-0	0	1	1	3	6	0	1	0	15
01	Riller, Grant	g	8-17	0-3	4-6	0	4	4	1	20	7	3	0	35
02	Galloway, Brevin	g	5-9	4-7	0-0	1	1	2	2	14	3	1	0	33
10	Jasper, Zep	g	3-4	1-2	0-0	2	1	3	3	7	1	1	0	29
00	Richard, Jaylen		1-5	1-2	2-2	1	1	2	2	5	0	0	1	15
03	Epps, DeAngelo		3-4	0-0	2-2	1	0	1	1	8	0	0	0	13
05	Tucker, Brenden		0-1	0-0	0-2	0	0	0	0	0	0	0	0	3
20	Miller, Sam		2-7	1-3	0-0	2	6	8	4	5	2	3	0	23
23	Reddish, Trevon		0-1	0-0	0-0	1	0	1	2	0	1	1	0	7
Team					0	6	6							
Totals			28-58	7-17	8-12	8	23	31	22	71	14	12	0	200

FG % 1st Half: 15-28 53.6% 2nd half: 13-30 43.3% Game: 28-58 48.3%
3FG % 1st Half: 3-7 42.9% 2nd half: 4-10 40.0% Game: 7-17 41.2%
FT % 1st Half: 4-5 80.0% 2nd half: 4-7 57.1% Game: 8-12 66.7%

UCF 72 • 3-1,0-0 AAC

#	Player	Total		3-Ptr	Rebounds			PF	TP	A	TO	Blk	Stl	Min
		FG-FGA	FG-FGA		Off	Def	Tot							
35	Collin Smith	f	7-12	0-0	9-10	3	5	8	4	23	3	3	1	33
05	Avery Diggs	c	1-5	0-0	0-0	1	2	3	2	2	1	1	0	11
12	Dazon Ingram	g	2-6	0-1	7-10	1	5	6	0	11	4	0	0	32
13	Brandon Mahan	g	1-4	0-1	0-0	1	3	4	0	2	0	0	0	11
22	Darin Green Jr.	g	1-5	0-3	2-2	0	1	1	1	4	1	0	0	22
02	Matt Milon		1-3	1-1	0-0	0	1	1	0	3	0	0	0	16
03	Dre Fuller Jr.		4-8	2-4	1-2	1	5	6	3	11	1	2	0	22
04	Cesar DeJesus		2-5	1-2	0-0	0	1	1	3	5	2	2	0	19
14	Ibrahim Famouke Dou		1-1	0-0	0-0	0	0	0	0	2	1	0	0	4
20	Frank Bertz		3-5	1-2	2-2	3	1	4	0	9	1	1	0	30
Team					0	0	0							
Totals			23-54	5-14	21-26	10	24	34	13	72	14	11	2	200

FG % 1st Half: 13-30 43.3% 2nd half: 10-24 41.7% Game: 23-54 42.6%
3FG % 1st Half: 2-5 40.0% 2nd half: 3-9 33.3% Game: 5-14 35.7%
FT % 1st Half: 8-9 88.9% 2nd half: 13-17 76.5% Game: 21-26 80.8%

Officials: Bill Jacobson, Clarence Armstrong, Rick Crawford
Technical fouls: Col. of Charleston-Miller, Sam. UCF-Collin Smith.
Attendance: 4578
2019-20 Men's Basketball. Round: 0. Col. of Charleston vs UCF. Played at Addit

Score by periods	1st	2nd	Total
Col. of Charleston	37	34	71
UCF	36	36	72

Points	In	Off	2nd	Fast	Bench
Col. of Charleston	32	8	11	12	18
UCF	32	18	6	17	30

Last FG - COFC 2nd-02:44, UCF 2nd-03:11.
Largest lead - COFC by 13 1st-14:54, UCF by 7 2nd-15:40.
COFC led for 29:13. UCF led for 07:01. Game was tied for 03:46.

Score tied - 7 times.
Lead changed - 7 times.

GAME 6 | WAKE FOREST 65, COFC 56

Wake Forest 65 • 4-2,0-1 ACC

#	Player	Total		3-Ptr	Rebounds			PF	TP	A	TO	Blk	Stl	Min
		FG-FGA	FG-FGA		Off	Def	Tot							
01	Isaiah Mucius	f	4-12	2-5	0-0	4	6	10	2	10	1	2	1	28
33	Ody Oguama	f	0-0	0-0	2-2	1	0	1	4	2	1	1	1	8
00	Brandon Childress	g	2-7	1-5	5-6	1	4	5	4	10	6	1	0	38
11	Torry Johnson	g	4-7	1-4	4-5	0	1	1	1	13	2	2	0	29
13	Andrien White	g	1-2	1-1	1-2	0	5	5	2	4	0	1	0	26
04	Jahcobi Neath		1-4	0-1	0-0	0	1	1	0	2	0	2	0	13
20	Michael Wynn		0-0	0-0	0-0	0	0	0	0	0	0	0	0	2
23	Chaundee Brown		1-9	0-2	3-4	2	1	3	3	5	2	1	0	24
25	Ismail Massoud		2-6	1-3	0-0	1	1	2	0	5	0	0	1	11
30	Olivier Sarr		4-6	0-0	6-8	3	11	14	2	14	1	1	1	21
Team					1	1	2							
Totals			19-53	6-21	21-27	13	31	44	18	65	13	11	4	200

FG % 1st Half: 9-27 33.3% 2nd half: 10-26 38.5% Game: 19-53 35.8%
3FG % 1st Half: 3-12 25.0% 2nd half: 3-9 33.3% Game: 6-21 28.6%
FT % 1st Half: 7-10 70.0% 2nd half: 14-17 82.4% Game: 21-27 77.8%

Col. of Charleston 56 • 3-3,0-0 CAA

#	Player	Total		3-Ptr	Rebounds			PF	TP	A	TO	Blk	Stl	Min
		FG-FGA	FG-FGA		Off	Def	Tot							
24	McManus, Jaylen	f	3-9	1-2	3-3	1	2	3	4	10	0	0	0	22
33	Smart, Osinachi	c	2-5	0-0	1-2	3	3	6	4	5	1	0	0	17
01	Riller, Grant	g	5-13	0-1	1-3	0	4	4	11	1	1	1	2	31
02	Galloway, Brevin	g	4-9	2-6	0-0	0	3	3	1	10	2	2	1	29
10	Jasper, Zep	g	5-8	3-4	0-0	0	2	2	4	13	3	0	0	34
00	Richard, Jaylen		0-3	0-1	0-0	0	1	1	2	0	0	1	0	13
05	Epps, DeAngelo		1-2	0-1	1-2	1	2	3	3	0	2	0	0	18
05	Tucker, Brenden		0-1	0-0	1-2	1	0	1	0	1	0	0	0	2
13	McCluney, Quan		0-1	0-0	0-0	0	0	0	0	0	1	0	0	7
20	Miller, Sam		1-4	1-3	0-0	0	6	6	1	3	1	4	1	23
23	Reddish, Trevon		0-0	0-0	0-2	0	1	1	0	0	0	0	0	4
Team					2	0	2							
Totals			21-55	7-18	7-14	8	24	32	23	56	9	10	3	200

FG % 1st Half: 11-26 42.3% 2nd half: 10-29 34.5% Game: 21-55 38.2%
3FG % 1st Half: 2-6 33.3% 2nd half: 5-12 41.7% Game: 7-18 38.9%
FT % 1st Half: 2-6 33.3% 2nd half: 5-8 62.5% Game: 7-14 50.0%

Officials: Kirby Sittion, Lamar Simpson, Michael Greenstein
Technical fouls: Wake Forest-None. Col. of Charleston-None.
Attendance: 1131
2019-20 Men's Basketball. Round: 0. Col. of Charleston vs Wake Forest. Played

Score by periods	1st	2nd	Total
Wake Forest	28	37	65
Col. of Charleston	26	30	56

GAME 7 | COFC 63, PROVIDENCE 55

Providence 55 • 4-4,0-0 Big East

#	Player	Total		3-Ptr	Rebounds			PF	TP	A	TO	Blk	Stl	Min
		FG-FGA	FG-FGA		Off	Def	Tot							
13	Kalif Young	f	0-1	0-0	0-0	0	1	1	2	0	0	0	0	15
15	Enmitt Holt	f	4-7	1-2	2-3	3	0	3	2	11	0	1	0	24
03	David Duke	g	7-8	3-4	5-6	0	2	2	1	22	5	2	0	36
11	Alpha Diallo	g	4-15	0-5	5-8	1	5	6	3	13	5	1	1	34
12	Luwane Pipkins	g	0-8	0-5	0-0	0	1	1	3	0	1	2	0	23
00	Nate Watson		3-7	0-0	1-1	2	1	3	3	7	0	2	0	31
01	Greg Gantt		0-0	0-0	0-0	0	0	0	0	0	1	0	2	3
02	Kris Monroe		0-0	0-0	0-0	0	0	0	0	0	0	0	0	3
04	Maliek White		0-5	0-2	0-0	0	1	1	1	0	0	2	0	24
10	A.J. Reeves		1-5	0-1	0-0	1	2	3	2	2	1	0	0	17
Team					4	1	5							
Totals			19-56	4-19	13-18	11	14	25	17	55	13	12	1	200

FG % 1st Half: 12-28 42.9% 2nd half: 7-28 25.0% Game: 19-56 33.9%
3FG % 1st Half: 3-11 27.3% 2nd half: 1-8 12.5% Game: 4-19 21.1%
FT % 1st Half: 2-4 50.0% 2nd half: 11-14 78.6% Game: 13-18 72.2%

Col. of Charleston 63 • 4-3,0-0 CAA

#	Player	Total		3-Ptr	Rebounds			PF	TP	A	TO	Blk	Stl	Min
		FG-FGA	FG-FGA		Off	Def	Tot							
24	McManus, Jaylen	f	3-4	0-1	2-2	2	6	8	2	8	0	4	1	28
33	Smart, Osinachi	c	3-5	0-0	3-3	3	5	8	2	9	1	1	0	34
01	Riller, Grant	g	9-15	2-6	9-10	0	5	5	3	29	5	3	1	37
02	Galloway, Brevin	g	2-2	2-2	2-2	0	2	2	2	8	1	0	0	26
10	Jasper, Zep	g	1-4	1-3	2-2	0	3	3	3	5	1	3	1	29
00	Richard, Jaylen		0-0	0-0	0-0	0	0	0	0	0	0	0	0	1
03	Epps, DeAngelo		0-2	0-0	0-0	0	1	1	2	0	0	1	0	16
05	Tucker, Brenden		2-4	0-1	0-0	1	1	2	1	4	1	3	1	10
13	McCluney, Quan		0-3	0-2	0-0	1	4	5	2	0	1	1	0	14
20	Miller, Sam		0-0	0-0	0-0	0	0	0	1	0	0	0	0	3
23	Reddish, Trevon		0-1	0-0	0-0	0	0	0	2	0	0	1	0	2
Team					0	3	3							
Totals			20-40	5-15	18-19	7	30	37	20	63	10	21	4	200

FG % 1st Half: 11-22 50.0% 2nd half: 9-18 50.0% Game: 20-40 50.0%
3FG % 1st Half: 2-6 33.3% 2nd half: 3-9 33.3% Game: 5-15 33.3%
FT % 1st Half: 3-3 100.0% 2nd half: 15-16 93.8% Game: 18-19 94.7%

Officials: Ken Ditty, Tim Comer, Tom O'Neill
Technical fouls: Providence-None. Col. of Charleston-Riller, Grant.
Attendance: 1158
2019-20 Men's Basketball. Round: 0. Col. of Charleston vs Providence. Played at

Score by periods	1st	2nd	Total
Providence	29	26	55
Col. of Charleston	27	36	63

2019 | 20 BOX SCORES

GAME 9 | COFC 76, COKER 50

Coker 50 • 2-4

#	Player		Total		3-Ptr	Rebounds			PF	TP	A	TO	Blk	Stl	Min	
			FG-FGA	FG-FGA	FT-FTA	Off	Def	Tot								
20	Dakota Jennings	f	1-2	0-0	2-4	0	3	3	4	4	1	1	2	0	18	
21	Noel Pinnock	f	6-14	0-5	1-2	3	5	8	4	13	0	4	1	0	34	
02	Chandler Lindsey	g	3-9	1-2	1-1	0	4	4	1	8	2	4	0	0	25	
03	Royce Hunter	g	2-12	2-9	0-0	2	2	4	4	6	3	1	1	0	25	
10	Roy Ellis	g	0-3	0-1	0-0	0	2	2	2	0	1	2	0	1	22	
01	Jaylin Stewart	g	3-11	1-5	0-0	2	3	5	3	7	2	3	0	0	25	
05	KJ Harris	g	2-6	1-3	0-0	0	0	0	0	5	2	2	0	1	16	
14	Williams Onyeodi	g	0-1	0-0	0-0	0	1	1	0	0	0	1	0	0	5	
15	Malcolm Kennedy	g	1-3	1-3	0-0	0	0	0	0	3	0	0	0	0	7	
34	AJ McQuaige	g	2-2	0-0	0-0	3	6	9	1	4	1	0	6	0	23	
Team						1	3	4								
Totals				20-63	6-28	4-7	11	29	40	19	50	12	19	10	2	200

FG % 1st Half: 13-31	41.9%	2nd half: 7-32	21.9%	Game: 20-63	31.7%	Deadball Rebounds
3FG % 1st Half: 4-11	36.4%	2nd half: 2-17	11.8%	Game: 6-28	21.4%	
FT % 1st Half: 2-3	66.7%	2nd half: 2-4	50.0%	Game: 4-7	57.1%	

Col. of Charleston 76 • 5-4

#	Player		Total	3-Ptr	Rebounds										
			FG-FGA	FG-FGA	FT-FTA	Off	Def	Tot	PF	TP	A	TO	Blk	Stl	Min
24	McManus, Jaylen	f	3-10	2-4	3-4	3	2	5	1	11	0	0	0	0	22
33	Smart, Osinachi	c	3-6	0-0	4-7	5	4	9	1	10	1	0	0	1	32
01	Riller, Grant	g	7-11	0-1	9-9	0	10	10	1	23	2	2	1	1	31
02	Galloway, Brevin		1-7	0-4	0-0	1	2	3	2	2	1	0	0	1	20
10	Jasper, Zep	g	3-9	1-5	0-0	0	0	0	2	7	2	0	0	2	25
00	Richard, Jaylen		0-4	0-2	0-0	0	3	3	0	0	1	0	1	0	10
03	Epps, DeAngelo		1-2	0-0	1-3	0	3	3	2	3	1	1	0	1	15
05	Tucker, Brenden		2-5	1-1	2-2	1	0	1	1	7	0	1	0	1	16
13	McCluney, Quan		3-5	0-1	0-0	1	3	4	3	6	0	1	0	0	14
23	Reddish, Trevon		1-2	0-0	1-2	0	2	2	0	3	4	0	0	0	14
31	Rabinowitz, Zach		1-1	1-1	1-2	0	0	0	0	4	0	0	0	0	1
	Team					1	4	5							
Totals			25-62	5-19	21-29	12	33	45	13	76	12	8	2	7	200
FG % 1st Half: 11-30 36.7% 2nd half: 14-32 43.8% Game: 25-62 40.3%															
3FG % 1st Half: 2-10 20.0% 2nd half: 3-9 33.3% Game: 5-19 26.3%															
FT % 1st Half: 13-16 81.3% 2nd half: 8-13 61.5% Game: 21-29 72.4%															
															Deadball Rebounds 4

Officials: Anthony Franklin, Nick Heater and Kyle Luckie
Technical fouls: Coker-None. Col. of Charleston-None.
Attendance: 3726

Score by periods	1st	2nd	Total
Coker	32	18	50
Col. of Charleston	37	39	76

Last FG - COKER 2nd-00:41, COFC 2nd-01:19.
Largest lead - COKER None, COFC by 28 2nd-01:19.
COKER led for 00:00. COFC led for 38:18. Game was tied for 01:42.

Score tied - 2 times.
Lead changed - 0 times.

GAME 10 | RICHMOND 78, COFC 71

Col. of Charleston 71 • 5-5,0-0 CAA

#	Player		Total		3-Ptr		Rebounds			PF	TP	A	TO	Blk	Stl	Min
			FG-FGA	FG-FGA	FG-FGA	FT-FTA	Off	Def	Tot							
24	McManus, Jaylen	f	2-5	0-2	0-0	2	5	7	2	4	1	2	0	0	33	
33	Smart, Osinachi	c	1-2	0-0	0-0	2	0	2	1	2	0	0	0	0	12	
01	Riller, Grant	g	7-15	0-3	7-8	0	3	3	1	21	3	3	0	1	33	
02	Galloway, Brevin	g	10-17	2-8	0-0	2	3	5	2	22	1	1	1	5	31	
10	Jasper, Zep	g	1-6	1-5	0-0	0	0	0	2	3	0	1	0	1	30	
00	Richard, Jaylen	g	0-1	0-1	0-0	0	1	1	0	0	0	1	0	0	5	
03	Epps, DeAngelo	g	0-0	0-0	0-0	0	1	1	1	0	0	0	0	1	7	
05	Tucker, Brenden	g	0-0	0-0	0-0	0	0	0	0	0	0	0	0	0	6	
13	McCluney, Quan	g	1-7	0-1	0-0	2	1	3	2	2	0	1	0	0	12	
20	Miller, Sam	g	5-8	3-6	3-4	1	5	6	0	16	1	1	0	0	28	
23	Reddish, Trevon	g	0-0	0-0	1-2	0	2	2	0	1	0	1	0	0	3	
Team						1	0	1								
Totals			27-61	6-26	11-14	10	21	31	11	71	6	11	1	8	200	
FG % 1st Half: 12-27 44.4% 2nd half: 15-34 44.1% Game: 27-61 44.3%																Deadball Rebounds 1
3FG % 1st Half: 3-13 23.1% 2nd half: 3-13 23.1% Game: 6-26 23.1%																
FT % 1st Half: 4-6 66.7% 2nd half: 7-8 87.5% Game: 11-14 78.6%																

Richmond 78 • 9-1,0-0 Atlantic

#	Player	Total		3-Ptr	Rebounds			PF	TP	A	TO	Blk	Stl	Min	
		FG-FGA	FG-FGA	FT-FTA	Off	Def	Tot								
04	Nathan Cayo	f	5-6	0-0	1-2	0	5	5	2	11	0	3	1	0	27
33	Grant Golden	f	8-11	1-1	0-1	0	7	7	0	17	3	1	1	1	25
00	Jacob Gilyard	g	2-6	1-5	2-2	1	5	6	2	7	8	4	0	3	39
01	Blake Francis	g	6-14	4-9	4-4	1	2	3	2	20	3	1	0	1	33
05	Nick Sherod	g	4-9	1-6	0-0	2	5	7	1	9	2	1	0	0	28
02	Souleymane Koureissi		2-2	0-0	0-0	1	0	1	1	4	1	0	0	0	9
03	Tyler Burton		0-3	0-0	0-0	1	1	2	0	0	0	0	0	0	11
11	Jake Wojcik		0-0	0-0	0-0	0	0	0	0	0	2	0	0	0	3
15	Matt Grace		0-0	0-0	0-0	1	0	1	0	0	0	0	0	0	2
22	Andre Gustavson		4-8	2-4	0-0	0	1	1	0	10	0	0	1	2	23
Team						1	0	1							
Totals			31-59	9-25	7-9	8	26	34	9	78	19	10	3	7	200

FG % 1st Half: 17-32 53.1% 2nd half: 14-27 51.9% Game: 31-59 52.5%

3FG % 1st Half: 5-13 38.5% 2nd half: 4-12 33.3% Game: 9-25 36.0%

FT % 1st Half: 0-0 0.0% 2nd half: 7-9 77.8% Game: 7-9 77.8%

Deadball Rebounds 1

Officials: Ron Groover, Tommy Morrissey, Mike Eades
Technical fouls: Col. of Charleston-None. Richmond-None.
Attendance: 5804

Score by periods	1st	2nd	Total
Col. of Charleston	31	40	71
Richmond	39	39	78

Last FG - COFC 2nd-00:12, UR 2nd-02:08.
Largest lead - COFC by 8 1st-15:49, UR by 10 1st-01:25.
COFC led for 10:19. UR led for 28:28. Game was tied for 01:13.

Score tied - 1 time.
Lead changed - 3 times.

GAME 11 | VCU 76, COFC 71

VCU 76 • 9-2

#	Player	FG-FGA	3-Ptr FG-FGA	FT-FTA	Rebounds Off Def Tot	PF	TP	A	TO	Blk	Stl	Min
14	Santos-Silva, Marcus	f 8-13	0-0	1-2	3 8 11	4	17	0	2	0	0	25
23	Vann, Issac	f 3-4	0-0	0-0	0 2 2	3	6	3	0	0	2	21
00	Jenkins, De'Riante	g 7-16	2-6	0-0	2 2 4	3	16	2	1	1	2	33
01	Simmis, Mike'L	g 3-8	2-5	0-0	2 4 6	1	8	0	2	3	0	25
02	Evans, Marcus	g 3-6	2-4	8-8	1 0 1	2	16	2	3	0	1	25
04	Douglas, Corey	g 1-2	0-0	0-0	3 2 5	2	2	0	0	0	0	15
05	Hyland, Nah'Shon	g 2-4	1-3	0-0	0 2 2	1	5	2	0	0	1	14
10	Williams, Vince	g 0-3	0-0	0-0	0 2 2	0	4	1	0	1	0	16
11	Curry, Keshawn	g 2-6	0-1	2-4	0 4 4	0	6	1	0	0	1	23
12	Clark III, Jimmy	g 0-1	0-1	0-0	0 0 0	0	0	0	0	0	0	3
Team					0 0 0							
Totals		29-63	7-20	11-14	11 26 37	18	76	14	9	4	8	200

FG % 1st Half: 13-30 43.3%

2nd half: 16-33 48.5%

Game: 29-63 46.0%

3FG % 1st Half: 5-14 35.7%

2nd half: 2-6 33.3%

Game: 7-20 35.0%

FT % 1st Half: 7-9 77.8%

2nd half: 4-5 80.0%

Game: 11-14 78.6%

Deadball Rebounds 2

Col. of Charleston 71 • 5-6

#	Player	Total			Rebounds			PF	TP	A	TO	Blk	Stl	Min	
		FG-FGA	FG-FGA	FT-FTA	Off	Def	Tot								
20	Miller, Sam	f	3-7	2-3	0-0	1	11	12	3	8	2	2	1	0	32
24	McManus, Jaylen	f	0-2	0-1	0-0	0	1	1	4	0	1	1	0	0	20
01	Riller, Grant	g	8-15	3-5	7-8	1	4	5	1	26	4	5	0	0	35
02	Galloway, Brevin	g	5-11	5-9	0-1	1	3	4	4	15	1	3	0	3	35
10	Jasper, Zep	g	4-7	2-4	0-1	0	1	1	3	10	2	3	0	3	34
00	Richard, Jaylen	g	1-1	1-1	0-0	0	1	1	0	3	0	1	0	0	10
03	Epps, DeAngelo	g	0-1	0-0	0-0	0	1	1	0	0	0	0	0	0	8
05	Tucker, Brenden	g	2-6	0-3	1-2	1	0	1	1	5	0	0	1	0	16
13	McCluney, Quan	g	1-1	0-0	0-0	0	0	0	0	2	0	0	0	0	2
23	Reddish, Trevon	g	0-0	0-0	2-2	0	1	1	1	2	0	0	0	0	8
33	Smart, Osinachi	g	0-0	0-0	0-0	0	1	1	0	0	0	0	0	0	2
Team						1	1	2							
Totals			24-51	13-26	10-14	5	24	29	17	71	10	5	2	6	200
FG % 1st Half: 17-25 68.0% 2nd half: 7-26 26.9% Game: 24-51 47.1%															
3FG % 1st Half: 9-13 69.2% 2nd half: 4-13 30.8% Game: 10-38 26.3%															
FT % 1st Half: 3-4 75.0% 2nd half: 7-10 70.0% Game: 10-14 71.4%															
Deadball Rebounds															

2019 | 20 BOX SCORES

GAME 13 | COFC 76, DREXEL 65

Col. of Charleston 76 • 7-6,1-0 CAA

#	Player	Total		3-Ptr	Rebounds			PF	TP	A	TO	Blk	Stl	Min
		FG	FGA		Off	Def	Tot							
20	Miller, Sam	5-6	3-3	0-0	0	2	2	2	13	2	1	1	1	24
24	McManus, Jaylen	3-8	2-2	1-2	0	3	3	2	9	0	0	0	0	31
01	Riller, Grant	9-16	0-3	4-4	1	6	7	1	22	4	5	1	2	34
02	Galloway, Brevin	6-11	4-7	0-0	0	3	3	0	16	3	3	0	4	31
10	Jasper, Zep	4-7	2-4	2-2	2	0	2	4	12	6	2	0	2	29
00	Richard, Jaylen	1-2	0-1	0-0	0	0	0	2	2	0	0	0	0	8
00	Epps, DeAngelo	0-0	0-0	0-0	1	0	1	0	0	2	1	0	0	9
05	Tucker, Brenden	0-0	0-0	0-0	0	0	0	0	0	0	0	0	0	2
13	McCluney, Quan	0-0	0-0	0-0	0	0	0	2	0	0	0	0	0	9
23	Reddish, Trevon	0-0	0-0	0-0	0	0	0	1	0	1	1	0	0	7
33	Smart, Osinachi	1-3	0-0	0-0	2	4	6	1	2	0	1	1	0	16
Team					0	4	4							
Totals		29-54	11-20	7-8	6	22	28	16	76	16	15	4	9	200

FG % 1st Half: 14-26 53.8% 2nd half: 15-28 53.6% Game: 29-54 53.7%
3FG % 1st Half: 5-11 45.5% 2nd half: 6-9 66.7% Game: 11-20 55.0%
FT % 1st Half: 5-6 83.3% 2nd half: 2-2 100.0 Game: 7-8 87.5%

Deadball
Rebounds
0

Drexel 65 • 7-7,0-1 CAA

#	Player	Total		3-Ptr	Rebounds			PF	TP	A	TO	Blk	Stl	Min
		FG	FGA		Off	Def	Tot							
04	Sam Green	5-9	3-6	1-1	3	1	4	2	14	1	0	0	0	25
21	Mate Okros	1-5	1-3	0-0	0	2	2	1	3	2	2	0	0	26
51	James Butler	7-11	0-0	4-8	8	5	13	0	18	3	1	0	1	31
05	Zach Walton	1-8	0-6	0-0	0	2	2	1	2	1	4	2	0	30
11	Camren Wynter	6-16	3-6	6-8	0	4	4	3	21	4	6	0	4	40
00	Coletrane, Washington	0-0	0-0	0-0	0	0	0	0	0	0	0	0	0	3
13	Tim Perry, Jr.	0-1	0-0	0-0	0	2	2	3	0	1	0	0	0	9
15	Matey Juric	2-5	1-2	0-0	1	1	2	2	5	2	0	0	2	24
23	T.J. Bickerstaff	1-3	0-1	0-0	0	1	1	0	2	0	2	0	0	12
Team					2	2	4							
Totals		23-58	8-24	11-17	14	20	34	12	65	14	15	2	8	200

FG % 1st Half: 10-31 32.3% 2nd half: 13-27 48.1% Game: 23-58 39.7%
3FG % 1st Half: 3-10 30.0% 2nd half: 5-14 35.7% Game: 8-24 33.3%
FT % 1st Half: 4-8 50.0% 2nd half: 7-9 77.8% Game: 11-17 64.7%

Deadball
Rebounds
5

Officials: Michael Luckie,Tim Smith,Brian O'Connell
Technical fouls: Col. of Charleston-None. Drexel-None.
Attendance: 830
2019-20 Men's Basketball. Round: 0. Col. of Charleston vs Drexel. Played at Da

Score by periods	1st	2nd	Total
Col. of Charleston	38	38	76
Drexel	27	38	65

Points	In	Off	2nd	Fast	Bench
COFC	30	15	3	10	4
Drexel	20	19	12	5	7

Last FG - COFC 2nd-00:45, Drexel 2nd-00:47.
Largest lead - COFC by 16 2nd-07:50, Drexel by 7 1st-16:13.
COFC led for 30:33. Drexel led for 08:07. Game was tied for 01:20.

Score tied - 0 times.
Lead changed - 3 times.

GAME 14 | COFC 75, DELAWARE 63

Col. of Charleston 75 • 8-6,2-0 CAA

#	Player	Total		3-Ptr	Rebounds			PF	TP	A	TO	Blk	Stl	Min
		FG	FGA		Off	Def	Tot							
20	Miller, Sam	2-7	0-4	0-0	0	6	6	1	4	0	0	0	0	23
24	McManus, Jaylen	4-7	0-1	3-4	1	6	7	2	11	0	1	0	1	34
01	Riller, Grant	8-14	1-2	5-6	0	5	5	4	22	4	1	0	0	32
02	Galloway, Brevin	5-16	4-11	0-1	3	2	5	2	14	2	1	1	4	35
10	Jasper, Zep	3-5	2-4	4-4	0	3	3	1	12	3	0	0	0	34
00	Richard, Jaylen	0-0	0-0	2-2	0	0	0	2	2	0	4	0	0	7
00	Epps, DeAngelo	0-2	0-0	0-0	0	0	0	2	0	0	0	0	0	6
13	McCluney, Quan	0-1	0-1	1-2	0	0	0	1	1	0	0	0	0	5
23	Reddish, Trevon	1-3	0-0	0-0	1	1	2	2	2	0	0	0	1	17
33	Smart, Osinachi	3-5	0-0	1-2	3	4	7	2	7	0	1	0	1	7
Team					1	2	3							
Totals		26-60	7-23	16-21	9	29	38	17	75	11	8	1	6	200

FG % 1st Half: 13-30 43.3% 2nd half: 13-30 43.3% Game: 26-60 43.3%
3FG % 1st Half: 2-11 18.2% 2nd half: 5-12 41.7% Game: 7-23 30.4%
FT % 1st Half: 6-8 75.0% 2nd half: 10-13 76.9% Game: 16-21 76.2%

Deadball
Rebounds
2

Delaware 63 • 11-4,1-1 CAA

#	Player	Total		3-Ptr	Rebounds			PF	TP	A	TO	Blk	Stl	Min
		FG	FGA		Off	Def	Tot							
25	Justyn Mutts	2-7	0-0	2-4	1	7	8	3	6	2	2	1	0	31
33	Collin Goss	4-6	0-0	0-0	2	8	10	1	8	0	1	1	0	24
00	Ryan Allen	3-12	0-8	3-3	1	1	2	3	9	1	2	0	0	36
01	Kevin Anderson	4-9	1-6	2-3	0	6	6	3	11	2	5	0	1	38
03	Nate Darling	6-15	1-8	4-5	1	1	2	2	17	2	2	0	0	36
02	Dylan Painter	2-2	0-0	5-6	1	3	4	3	9	1	1	1	0	15
10	Johnny McCoy	0-0	0-0	0-0	0	1	1	1	0	0	0	1	0	10
15	Aleks Novakovich	1-3	1-3	0-0	0	0	0	2	3	0	0	0	0	10
Team					0	1	1							
Totals		22-54	3-25	16-21	6	28	34	18	63	8	13	4	1	200

FG % 1st Half: 14-27 51.9% 2nd half: 8-27 29.6% Game: 22-54 40.7%
3FG % 1st Half: 2-10 20.0% 2nd half: 1-15 6.7% Game: 3-25 12.0%
FT % 1st Half: 10-11 90.9% 2nd half: 6-10 60.0% Game: 16-21 76.2%

Deadball
Rebounds
2

Officials: Ed Corbett,Greg Evans,Evan Burroughs
Technical fouls: Col. of Charleston-None. Delaware-None.
Attendance: 2138

Score by periods	1st	2nd	Total
Col. of Charleston	34	41	75
Delaware	40	23	63

Points	In	Off	2nd	Fast	Bench
COFC	36	14	11	14	12
UD	36	6	3	2	12

Last FG - COFC 2nd-02:55, UD 2nd-00:53.
Largest lead - COFC by 12 2nd-00:15, UD by 8 1st-06:07.
COFC led for 09:16. UD led for 27:28. Game was tied for 03:16.

Score tied - 6 times.
Lead changed - 9 times.

GAME 15 | COFC 81, TOWSON 69

Towson 69 • 6-9, 0-3 CAA

#	Player	Total		3-Ptr	Rebounds			PF	TP	A	TO	Blk	Stl	Min
		FG	FGA		Off	Def	Tot							
02	Betrand,Allen	6-16	4-8	3-4	1	2	3	2	19	0	0	0	0	33
10	Gibson,Jason	1-5	1-5	2-2	1	2	3	0	5	1	1	0	0	23
11	Tunstall,Dennis	1-3	0-1	0-0	2	2	4	3	2	0	1	1	0	19
00	Sanders,Nakey	5-8	1-1	9-9	4	7	11	3	20	1	1	1	1	25
23	Fobbs,Brian	4-14	0-6	4-4	0	4	4	5	12	1	3	0	0	28
05	Dottin,Jakigh	0-1	0-0	0-0	0	1	1	0	0	0	1	0	0	13
12	Gray,Juwan	1-5	0-3	0-0	1	3	4	3	2	0	1	0	0	26
25	Timberlake,Nicolas	2-6	1-4	0-0	1	2	3	5	1	0	0	0	0	17
32	Thompson,Charles	1-1	0-0	2-4	1	4	5	1	4	1	0	0	0	16
Team					2	1	3							
Totals		21-59	7-28	20-23	13	28	41	20	69	5	8	2	1	200

FG % 1st Half: 10-29 34.5% 2nd half: 11-30 36.7% Game: 21-59 35.6%
3FG % 1st Half: 1-12 8.3% 2nd half: 6-16 37.5% Game: 7-28 25.0%
FT % 1st Half: 8-9 88.9% 2nd half: 12-14 85.7% Game: 20-23 87.0%

Deadball
Rebounds
0

Col. of Charleston 81 • 9-6, 3-0 CAA

#	Player	Total		3-Ptr	Rebounds			PF	TP	A	TO	Blk	Stl	Min
		FG	FGA		Off	Def	Tot							
01	Riller, Grant	9-21	3-6	7-9	1	7	8	2	28	3	1	0	0	34
02	Galloway, Brevin	4-10	3-8	0-0	0	3	3	1	11	3	0	0	0	36
10	Jasper, Zep	1-7	0-5	10-10	2	1	3	1	12	2	0	0	0	33
20	Miller, Sam	6-8	1-3	3-4	2	7	9	1	16	1	0	2	0	25
24	McManus, Jaylen	4-11	1-2	1-1	0	3	3	3	10	0	0	0	0	26
00	Epps, DeAngelo	1-1	0-0	0-0	0	1	1	0	2	0	0	0	0	12
05	Tucker, Brenden	0-0	0-0	0-0	0	0	0	1	0	0	0	0	0	5
13	McCluney, Quan	0-0	0-0	0-0	0	0	0	3	0	0	0	0	0	4
23	Reddish, Trevon	0-0	0-0	2-4	2	0	2	2	0	1	0	0	0	8
33	Smart, Osinachi	0-2	0-0	0-0	3	4	7	4	0	1	0	0	0	17
Team					0	2	2							
Totals		25-60	8-24	23-28	10	28	38	18	81	10	2	2	0	200

FG % 1st Half: 13

2019 | 20 BOX SCORES

GAME 17 | COFC 73, ELON 65

College of Charleston 73 • 11-6, 5-0 CAA

#	Player		Total		3-Ptr		Rebounds			PF	TP	A	TO	Blk	Stl	Min
			FG-FGA	FG-FGA	FT-FTA		Off	Def	Tot							
20	Miller, Sam	f	1-5	0-3	0-0		2	5	7	2	2	0	2	1	0	19
24	McManus, Jaylen	f	2-5	0-1	5-6		0	2	2	2	9	2	1	1	0	30
01	Riller, Grant	g	8-16	3-5	11-11		1	6	7	2	30	3	4	0	1	32
02	Galloway, Brevin	g	4-7	3-6	1-2		0	1	1	3	12	2	2	2	1	33
10	Jasper, Zep	g	2-3	0-1	2-2		1	1	2	1	6	1	2	0	2	28
00	Richard, Jaylen		0-2	0-2	4-5		0	3	3	4	4	1	1	0	0	12
03	Epps, DeAngelo		0-1	0-0	2-2		0	3	3	0	2	0	0	0	0	12
13	McCluney, Quan		0-1	0-1	0-0		0	0	0	0	0	0	0	0	0	5
23	Reddish, Trevon		1-2	0-0	0-0		0	2	2	2	2	2	0	0	0	10
33	Smart, Osinachi		2-2	0-0	2-5		1	2	3	2	6	0	0	1	0	19
Team							1	2	3							
Totals			20-44	6-19	27-33		6	27	33	18	73	11	12	2	5	200
FG % 1st Half: 10-23 43.5% 2nd half: 10-21 47.6% Game: 20-44 45.5%																
3FG % 1st Half: 3-9 33.3% 2nd half: 3-10 30.0% Game: 6-19 31.6%																
FT % 1st Half: 13-15 86.7% 2nd half: 14-18 77.8% Game: 27-33 81.8%																
Deadball Rebounds 3																

Elon 65 • 4-13, 0-4 CAA

#	Player	Total		3-Ptr		Rebounds		PF	TP	A	TO	Blk	Stl	Min
		FG-FGA	FG-FGA	FT-FTA	Off Def Tot									
14	Ervin, Zac	f	3-10	3-8	0-0	2 1 3	3 9	0	1	0	0	32		32
25	Woods, Hunter	f	3-10	1-6	0-3	0 3 3	4 7	2	3	0	2	28		28
33	Wright, Simon	f	6-9	2-5	3-3	1 9 10	5 17	3	0	1	1	34		34
00	McIntosh, Hunter	g	0-4	0-4	3-4	0 0 0	4 3	2	5	0	2	36		36
04	Sheffield II, Marcus	g	7-14	3-5	2-4	0 6 6	2 19	4	2	0	1	37		37
01	Hannah, Chuck		0-1	0-1	0-0	0 0 0	1 0	0	0	0	0	5		5
05	Poser, Federico		3-3	0-0	2-2	2 0 2	4 8	0	0	0	0	14		14
10	Wooten, Kris		1-2	0-1	0-0	0 0 0	2 2	3	0	2	0	12		12
21	Pack, Andy		0-0	0-0	0-0	0 0 0	0 0	1	0	0	0	2		2
Team						1 2 3								
Totals			23-53	9-30	10-16	6 21 27	25 65	15	11	3	6	200		
FG % 1st Half: 15-31 48.4% 2nd half: 8-22 36.4% Game: 23-53 43.4%														
3FG % 1st Half: 5-15 33.3% 2nd half: 4-15 26.7% Game: 9-30 30.0%														
FT % 1st Half: 3-3 100.0 2nd half: 7-13 53.8% Game: 10-16 62.5%														
Deadball Rebounds 3														

Officials: Bill Covington Jr., Brian Zink, and A.J. Desai
Technical fouls: College of Charleston-None. Elon-None.
Attendance: 2017
Home #33 fouled out w/ 31.4 seconds left in the second half

Score by periods	1st	2nd	Total
College of Charleston	36	37	73
Elon	38	27	65

Points	In	Off	2nd	Fast	Bench
COFC	Paint	T/O	Chance	Break	
ELON	22	14	7	2	14
	22	10	5	0	10

Last FG - COFC 2nd-01:00, ELON 2nd-00:44.
Largest lead - COFC by 8 2nd-00:19, ELON by 9 1st-14:31.
COFC led for 19:05. ELON led for 17:25. Game was tied for 03:30.

Score tied - 9 times.
Lead changed - 8 times.

GAME 18 | WILLIAM & MARY 67, COFC 56

Col. of Charleston 56 • 11-7 (5-1 CAA)

#	Player		Total		3-Ptr		Rebounds			PF	TP	A	TO	Blk	Stl	Min	
			FG-FGA	FG-FGA	FT-FTA	Off	Def	Tot									
20	Miller, Sam	f	3-5	1-2	0-0	2	2	4	3	7	0	1	2	0	13		
24	McManus, Jaylen	f	3-10	0-3	6-6	1	5	6	3	12	1	1	0	0	28		
01	Riller, Grant	g	3-12	1-2	3-3	1	4	5	5	10	5	3	0	0	31		
02	Galloway, Brevin	g	3-11	1-7	1-2	0	4	4	3	8	0	1	0	0	25		
10	Jasper, Zep	g	0-4	0-1	0-0	1	1	2	1	0	1	0	0	0	23		
00	Richard, Jaylen		2-4	0-2	2-2	0	2	2	0	6	0	0	0	0	13		
03	Epps, DeAngelo		0-1	0-1	0-0	0	1	1	1	0	0	0	0	0	11		
05	Tucker, Brenden		3-3	1-1	0-0	0	0	0	0	7	0	0	0	0	12		
13	McCluney, Quan		0-0	0-0	0-2	0	1	1	0	0	0	0	0	1	3		
23	Reddish, Trevon		2-3	1-1	1-2	0	2	2	0	6	0	0	0	1	14		
33	Smart, Osinachi		0-2	0-0	0-0	4	2	6	2	0	0	2	3	1	27		
Team						1	1	2									
Totals				19-55	5-20	13-17	10	25	35	18	56	7	8	5	3	200	
FG % 1st Half: 9-31 29.0% 2nd half: 10-24 41.7% Game: 19-55 34.5%																	
3FG % 1st Half: 4-14 28.6% 2nd half: 1-6 16.7% Game: 5-20 25.0%																	
FT % 1st Half: 5-8 62.5% 2nd half: 8-9 88.9% Game: 13-17 76.5%																	
																Deadball Rebounds 2	

William & Mary 67 • 13-5 (5-0 CAA)

#	Player	Total		3-Ptr		Rebounds		PF	TP	A	TO	Blk	Stl	Min
		FG-FGA	FG-FGA	FT-FTA	Off Def Tot									
11	Van Vliet, Andy	f	3-11	1-3	0-1	0 4 4	4 7	2	0	0	0	31		31
13	Knight, Nathan	c	6-18	1-4	8-11	3 10 13	2 21	2	1	3	1	32		32
02	Hamilton, Tyler	g	0-0	0-0	0-0	0 1 1	4 0	1	0	0	1	9		9
05	Barnes, Bryce	g	2-5	0-0	0-1	0 2 2	1 4	3	1	0	2	27		27
12	Loewe, Luke	g	4-6	2-3	0-0	0 1 1	3 10	1	0	0	0	28		28
01	Scott, Thornton		2-6	2-6	2-2	0 3 3	2 8	5	2	0	0	29		29
10	Hermanovskis,Rainers		3-3	2-2	0-1	2 2 4	0 8	0	1	0	0	20		20
15	Ayesa, Miguel		1-1	1-1	0-0	0 0 0	1 3	0	0	0	0	8		8
21	Blair, Quinn		2-4	0-1	2-2	2 4 6	1 6	1	1	0	0	16		16
Team						3 1 4								
Totals			23-54	9-20	12-18	10 28 38	18 67	15	7	3	4	200		
FG % 1st Half: 12-25 48.0% 2nd half: 11-29 37.9% Game: 23-54 42.6%														
3FG % 1st Half: 7-12 58.3% 2nd half: 2-8 25.0% Game: 9-20 45.0%														
FT % 1st Half: 6-10 60.0% 2nd half: 6-8 75.0% Game: 12-18 66.7%														
Deadball Rebounds 2														

Officials: Jon Wall,Nathan Hall,Matt Lavigne
Technical fouls: Col. of Charleston-None. William & Mary-None.
Attendance: 4384

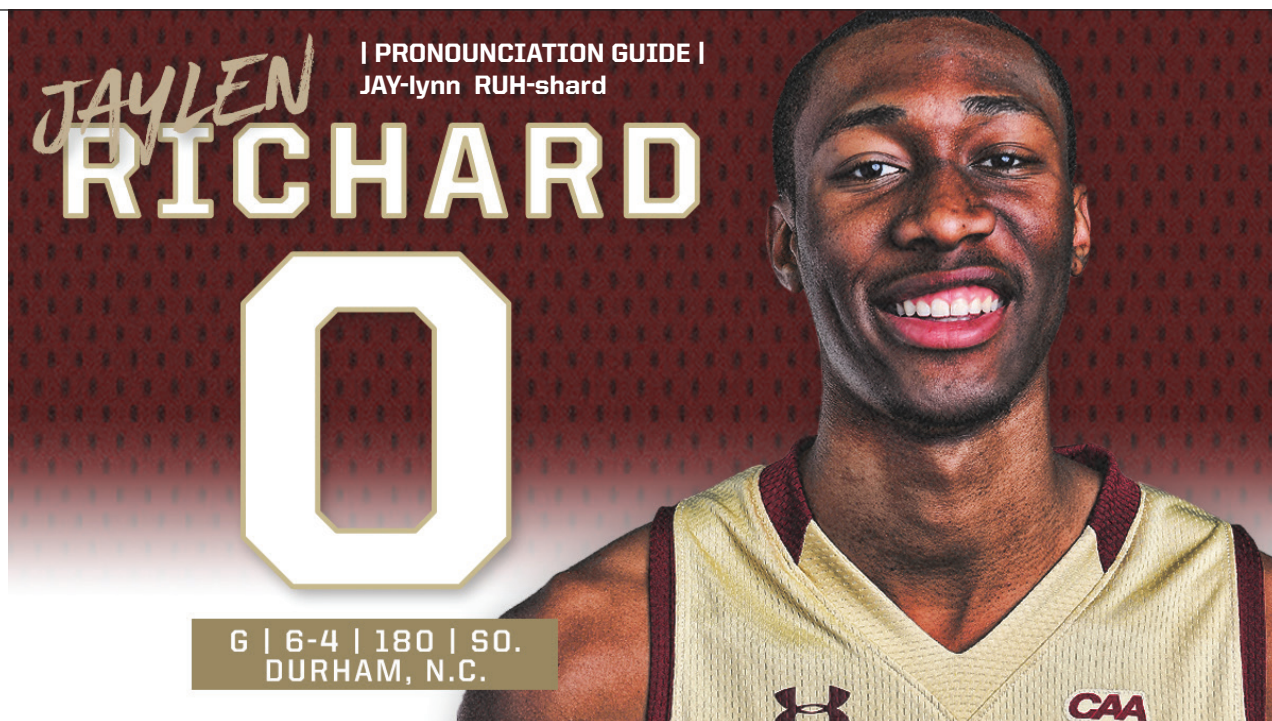
Score by periods	1st	2nd	Total
Col. of Charleston	27	29	56
William & Mary	37	30	67

Points	In	Off	2nd	Fast	Bench
COFC	Paint	T/O	Chance	Break	
WM	18	8	6	1	19
	24	8	4	9	25

Last FG - COFC 2nd-01:54, WM 2nd-02:08.
Largest lead - COFC by 3 1st-19:47, WM by 16 2nd-06:43.
COFC led for 08:08. WM led for 26:53. Game was tied for 04:59.

Score tied - 7 times.
Lead changed - 9 times.

PLAYER PROFILES



RICHARD'S SEASON SUPERLATIVES

Points: 13 vs. Georgia State (11/9/19)
 Field Goals: 4 vs. Georgia State (11/9/19)
 FG Attempted: 9 vs. Georgia State (11/9/19)
 3PT Field Goals: 2 vs. James Madison (1/4/20)
 3PT FG Attempted: 4 vs. Georgia State (11/9/19)
 Free Throws: 6 vs. USC Upstate (11/5/19)
 FT Attempted: 7 vs. USC Upstate (11/5/19)
 Rebounds: 5 at Marshall (11/19/19)
 Offensive: 2 at Marshall (11/19/19)
 Defensive: 3 (three times)
 Assists: 2 at Marshall (11/19/19), vs. Georgia State (11/9/19)
 Turnovers: 4 at Delaware (12/30/19)
 Blocked Shots: 1 vs. Coker (12/8/19), vs. UCF (12/1/19)
 Steals: 1 at UCF (11/23/19), at Marshall (11/19/19)
 Minutes: 28 vs. Georgia State (11/9/19)
 Double Figure Scoring Games: 1
 20-Point Games: None
 30-Point Games: None
 Double Figure Rebounding Games: None
 Double Figure Assists Games: None
 Led in Scoring: None
 Led in Rebounding: None
 Led in Assists: 1
 Double-Doubles: None
 Consecutive Double-Figure Scoring Streak: None
 Dunks: 2

RICHARD'S CAREER SUPERLATIVES

Points: 15 at James Madison (1/15/19)
 Field Goals: 6 at James Madison (1/15/19)
 FG Attempted: 9 vs. Georgia State (11/9/19)
 3PT Field Goals: 2 (three times)
 3PT FG Attempted: 4 (three times)
 Free Throws: 6 vs. USC Upstate (11/5/19)
 FT Attempted: 7 vs. USC Upstate (11/5/19)
 Rebounds: 5 at Marshall (11/19/19)
 Offensive: 2 at Marshall (11/19/19)
 Defensive: 4 at Elon (2/23/19)
 Assists: 2 (four times)
 Turnovers: 4 at Delaware (12/30/19)
 Blocked Shots: 1 (five times)
 Steals: 4 at James Madison (1/15/19)
 Minutes: 28 vs. Georgia State (11/9/19)
 Double Figure Scoring Games: 2
 20-Point Games: None
 30-Point Games: None
 Double Figure Rebounding Games: None
 Double Figure Assists Games: None
 Led in Scoring: 1
 Led in Rebounding: None
 Led in Assists: 1
 Double-Doubles: None
 Consecutive Double-Figure Scoring Streak: None
 Dunks: 10

RICHARD'S CAREER STATISTICS

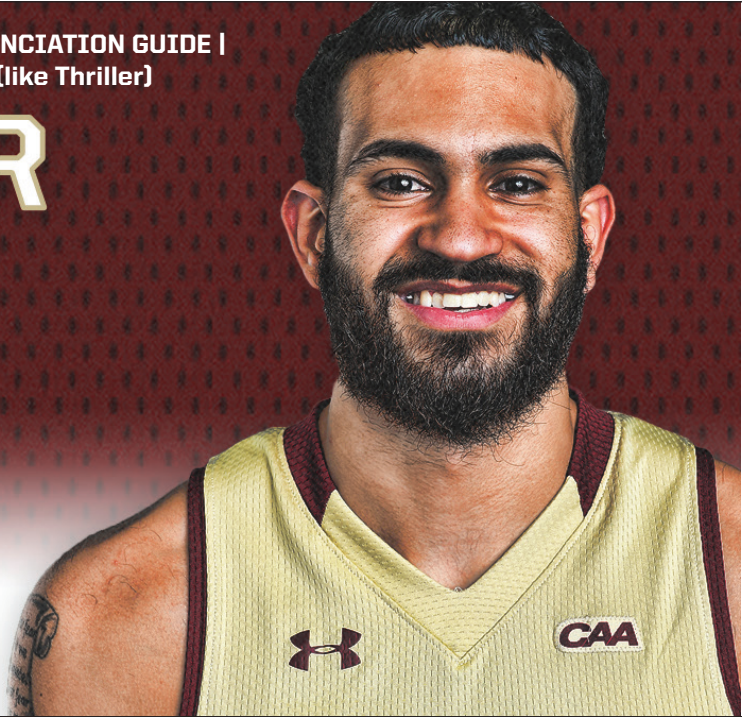
				Field Goals		3-Point		F-Throws		Rebounds										Scoring	
SEASON	TEAM	GP-GS	MIN/AVG	FG-FGA	FG%	3FG-FGA	3FG%	FT-FTA	FT%	OFF	DEF	TOT	AVG	PF-FO	AST	TO	BLK	STL	PTS	AVG	
2018-19	CC	32-0	412/12.9	41-93	.441	10-40	.250	38-48	.792	9	35	44	1.4	27-0	13	30	3	16	130	4.1	
2019-20	CC	17-0	211/12.4	16-52	.308	6-26	.231	23-29	.793	3	23	26	1.5	24-0	7	19	2	2	61	3.6	
TOTAL		49-0	623/12.7	57-145	.393	16-66	.242	61-77	.792	12	58	70	1.4	51-0	20	49	5	18	191	3.9	

PLAYER PROFILES

**GRANT
RILLER**
1

| PRONOUNCIATION GUIDE |
RILL-lurr (like Thriller)

G | 6-3 | 190 | SR.
ORLANDO, FLA.



RILLER'S SEASON SUPERLATIVES

Points: 31 vs. James Madison (1/4/20)
Field Goals: 11 vs. James Madison (1/4/20)
FG Attempted: 21 vs. Towson (1/2/20)
3PT Field Goals: 3 (three times)
3PT FG Attempted: 6 vs. Towson (1/2/20), vs. Providence (11/29/19)
Free Throws: 14 vs. Georgia State (11/9/19)
FT Attempted: 14 vs. Georgia State (11/9/19)
Rebounds: 10 vs. Coker (12/8/19)
Offensive: 2 vs. James Madison (1/4/20)
Defensive: 10 vs. Coker (12/8/19)
Assists: 8 vs. Oklahoma State (11/13/19)
Turnovers: 7 vs. Georgia State (11/9/19)
Blocked Shots: 1 (four times)
Steals: 4 at Marshall (11/19/19), vs. Georgia State (11/9/19)
Minutes: 38 vs. Georgia State (11/9/19)
Double Figure Scoring Games: 18
20-Point Games: 11
30-Point Games: 2
Double Figure Rebounding Games: 1
Double Figure Assists Games: None
Led in Scoring: 14
Led in Rebounding: 4
Led in Assists: 13
Double-Doubles: 1
Consecutive Double-Figure Scoring Streak: 18
Dunks: 6

RILLER'S CAREER SUPERLATIVES

Points: 43 vs. Hofstra (2/14/19)
Field Goals: 17 vs. Hofstra (2/14/19)
FG Attempted: 25 vs. Hofstra (2/14/19)
3PT Field Goals: 6 vs. Elon (2/22/18)
3PT FG Attempted: 9 vs. Elon (2/22/18), at Northeastern (2/18/17)
Free Throws: 14 vs. Georgia State (11/9/19), vs. Charlotte (12/1/18)
FT Attempted: 15 vs. Charlotte (12/1/18)
Rebounds: 10 vs. Coker (12/8/19)
Offensive: 3 vs. Elon (1/24/19)
Defensive: 10 vs. Coker (12/8/19)
Assists: 9 vs. Charlotte (12/1/18), vs. Memphis (11/25/18)
Turnovers: 7 vs. Auburn (3/16/18)
Blocked Shots: 2 (four times)
Steals: 6 at Drexel (1/28/17)
Minutes: 40 (five times)
Double Figure Scoring Games: 99
20-Point Games: 43
30-Point Games: 13
40-Point Games: 1
Double Figure Rebounding Games: 1
Double Figure Assists Games: None
Led in Scoring: 57
Led in Rebounding: 7
Led in Assists: 49
Double-Doubles: 1
Consecutive Double-Figure Scoring Streak: 46
Dunks: 42

RILLER'S CAREER STATISTICS

SEASON	TEAM	GP-GS	MIN/AVG	Field Goals		3-Point		F-Throws		Rebounds											Scoring	
				FG-FGA	FG%	3FG-FGA	3FG%	FT-FTA	FT%	OFF	DEF	TOT	AVG	PF-FO	AST	TO	BLK	STL	PTS	AVG		
2016-17	CC	35-29	944/27.0	159-327	.486	38-114	.333	103-129	.798	13	59	72	2.1	60-0	43	47	7	33	459	13.1		
2017-18	CC	33-32	1110/33.6	230-422	.545	56-142	.394	97-133	.729	13	78	91	2.8	69-1	67	64	14	42	613	18.6		
2018-19	CC	33-33	1172/35.5	264-491	.538	46-140	.329	150-186	.806	19	94	113	3.4	56-1	134	79	2	41	724	21.9		
2019-20	CC	18-18	579/32.2	134-260	.515	20-61	.328	107-127	.843	10	83	93	5.2	40-1	69	54	5	26	395	21.9		
TOTAL		119-112	3805/32.0	787-1500	.525	160-457	.350	457-575	.795	55	314	369	3.1	225-3	313	244	28	142	2191	18.4		

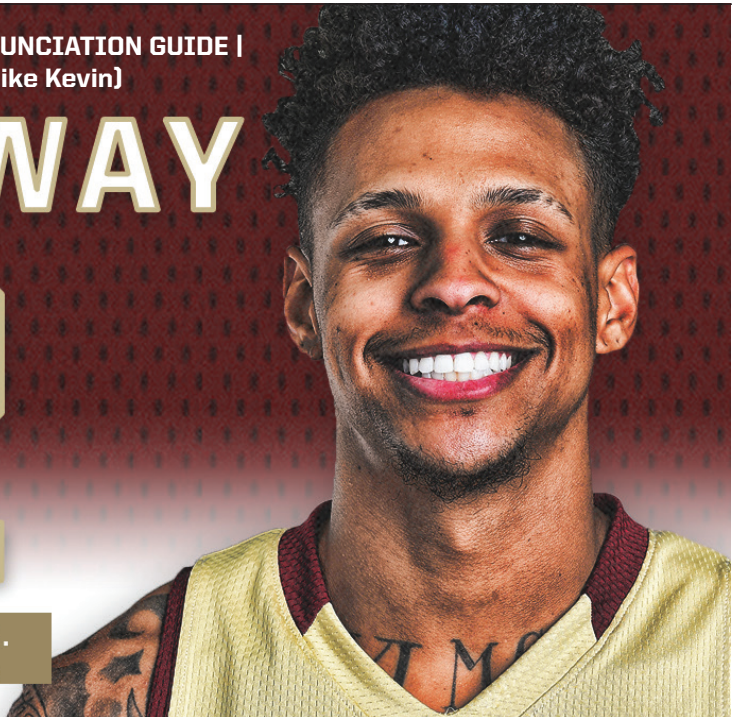
PLAYER PROFILES

BREVIN
GALLOWAY

| PRONOUNCIATION GUIDE |
Brevin (like Kevin)

2

G | 6-2 | 215 | JR.
ANDERSON, S.C.



GALLOWAY'S SEASON SUPERLATIVES

Points: 22 at Richmond (12/14/19)
Field Goals: 10 at Richmond (12/14/19)
FG Attempted: 17 at Richmond (12/14/19)
3PT Field Goals: 7 vs. James Madison (1/4/20)
3PT FG Attempted: 11 at Delaware (12/30/19)
Free Throws: 4 vs. USC Upstate (11/5/19)
FT Attempted: 4 vs. USC Upstate (11/5/19)
Rebounds: 5 at Delaware (12/30/19), at Richmond (12/14/19)
Offensive: 3 at Delaware (12/30/19)
Defensive: 4 at William & Mary (1/11/20)
Assists: 4 vs. James Madison (1/4/20)
Turnovers: 3 at Drexel (12/28/19), vs. VCU (12/18/19)
Blocked Shots: 1 (three times)
Steals: 5 vs. South Carolina State (12/21/19), at Richmond (12/14/19)
Minutes: 36 vs. Towson (1/2/20)
Double Figure Scoring Games: 12
20-Point Games: 2
30-Point Games: None
Double Figure Rebounding Games: None
Double Figure Assists Games: None
Led in Scoring: 1
Led in Rebounding: None
Led in Assists: 2
Double-Doubles: None
Consecutive Double-Figure Scoring Streak: 5
Dunks: None

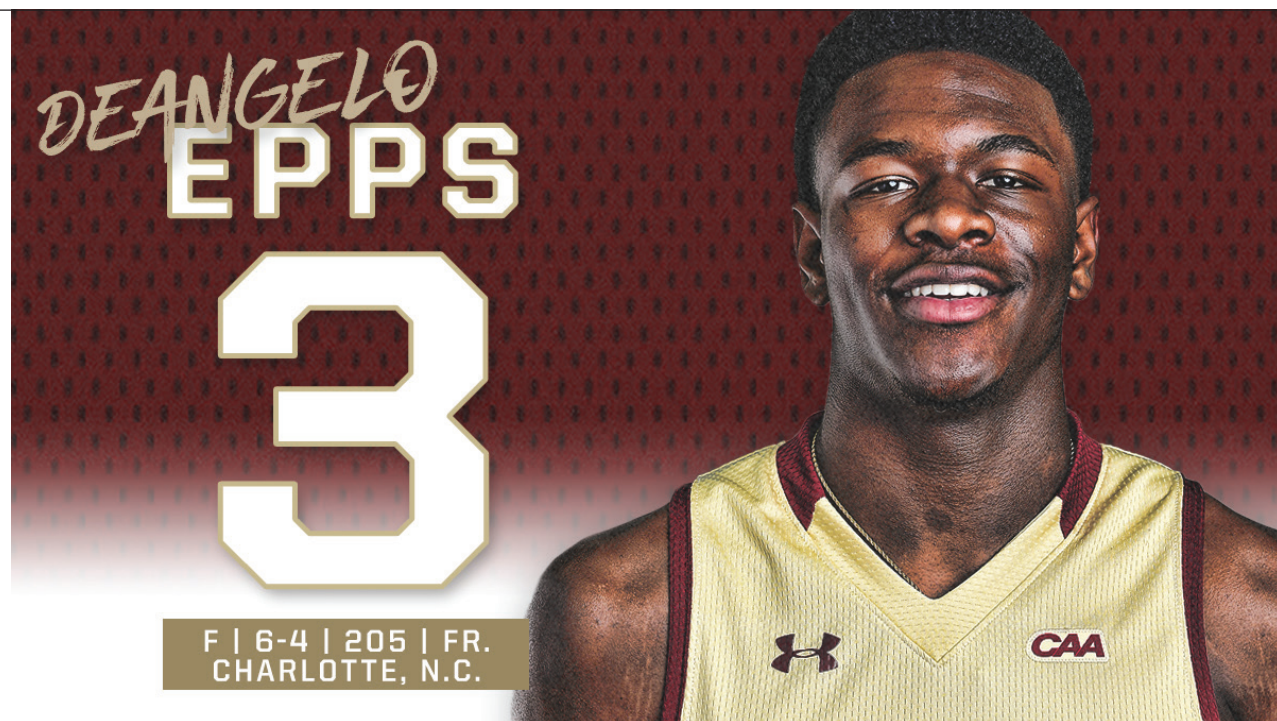
GALLOWAY'S CAREER SUPERLATIVES

Points: 22 at Richmond (12/14/19)
Field Goals: 10 at Richmond (12/14/19)
FG Attempted: 17 at Richmond (12/14/19)
3PT Field Goals: 7 vs. James Madison (1/4/20)
3PT FG Attempted: 11 at Delaware (12/30/19)
Free Throws: 4 vs. USC Upstate (11/5/19)
FT Attempted: 5 vs. LSU (11/22/18)
Rebounds: 9 vs. Presbyterian College (11/6/18)
Offensive: 5 vs. Presbyterian College (11/6/18)
Defensive: 5 vs. Hofstra (2/14/19)
Assists: 4 vs. James Madison (1/4/20)
Turnovers: 3 (four times)
Blocked Shots: 1 vs. William & Mary (1/26/19), vs. Charlotte (12/1/18)
Steals: 5 vs. South Carolina State (12/21/19), at Richmond (12/14/19)
Minutes: 39 at William & Mary (2/21/19)
Double Figure Scoring Games: 25
20-Point Games: 2
30-Point Games: None
Double Figure Rebounding Games: None
Double Figure Assists Games: None
Led in Scoring: 1
Led in Rebounding: None
Led in Assists: 4
Double-Doubles: None
Consecutive Double-Figure Scoring Streak: 5
Dunks: 14

GALLOWAY'S CAREER STATISTICS

SEASON	TEAM	GP-GS		Field Goals		3-Point		F-Throws		Rebounds				Scoring						
		GP-GS	MIN/AVG	FG-FGA	FG%	3FG-FGA	3FG%	FT-FTA	FT%	OFF	DEF	TOT	AVG	PF-FO	AST	TO	BLK	STL	PTS	AVG
2017-18	CC	7-0	30/4.3	1-6	.167	1-6	.167	0-0	.000	0	6	6	0.9	3-0	1	0	0	0	3	0.4
2018-19	CC	33-32	831/25.2	99-225	.440	51-145	.352	11-20	.550	22	57	79	2.4	48-0	31	23	2	40	260	7.9
2019-20	CC	18-18	526/29.2	76-173	.439	44-115	.383	11-17	.647	11	32	43	2.4	33-0	29	22	4	35	207	11.5
TOTAL		58-50	1387/23.9	176-404	.436	96-266	.361	22-37	.595	33	95	128	2.2	84-0	61	45	6	75	470	8.1

PLAYER PROFILES



EPPS' SEASON SUPERLATIVES

Points: 8 at UCF (11/23/19)
 Field Goals: 3 at UCF (11/23/19)
 FG Attempted: 6 vs. USC Upstate (11/5/19)
 3PT Field Goals: 1 vs. South Carolina State (12/21/19)
 3PT FG Attempted: 3 vs. USC Upstate (11/5/19)
 Free Throws: 2 (four times)
 FT Attempted: 3 vs. Coker (12/8/19)
 Rebounds: 3 (three times)
 Offensive: 2 vs. USC Upstate (11/5/19)
 Defensive: 3 at Elon (1/9/20)
 Assists: 2 vs. South Carolina State (12/21/19)
 Turnovers: 2 at Drexel (12/28/19), vs. Wake Forest (11/28/19)
 Blocked Shots: 1 at Drexel (12/28/19)
 Steals: 1 (five times)
 Minutes: 18 vs. Wake Forest (11/28/19)
 Double Figure Scoring Games: None
 20-Point Games: None
 30-Point Games: None
 Double Figure Rebounding Games: None
 Double Figure Assists Games: None
 Led in Scoring: None
 Led in Rebounding: None
 Led in Assists: None
 Double-Doubles: None
 Consecutive Double-Figure Scoring Streak: None
 Dunks: 1

EPPS' CAREER SUPERLATIVES

Points: 8 at UCF (11/23/19)
 Field Goals: 3 at UCF (11/23/19)
 FG Attempted: 6 vs. USC Upstate (11/5/19)
 3PT Field Goals: 1 vs. South Carolina State (12/21/19)
 3PT FG Attempted: 3 vs. USC Upstate (11/5/19)
 Free Throws: 2 (four times)
 FT Attempted: 3 vs. Coker (12/8/19)
 Rebounds: 3 (three times)
 Offensive: 2 vs. USC Upstate (11/5/19)
 Defensive: 3 at Elon (1/9/20)
 Assists: 2 vs. South Carolina State (12/21/19)
 Turnovers: 2 at Drexel (12/28/19), vs. Wake Forest (11/28/19)
 Blocked Shots: 1 at Drexel (12/28/19)
 Steals: 1 (five times)
 Minutes: 18 vs. Wake Forest (11/28/19)
 Double Figure Scoring Games: None
 20-Point Games: None
 30-Point Games: None
 Double Figure Rebounding Games: None
 Double Figure Assists Games: None
 Led in Scoring: None
 Led in Rebounding: None
 Led in Assists: None
 Double-Doubles: None
 Consecutive Double-Figure Scoring Streak: None
 Dunks: 1

EPPS' CAREER STATISTICS

				Field Goals		3-Point		F-Throws		Rebounds									Scoring	
SEASON	TEAM	GP-GS	MIN/AVG	FG-FGA	FG%	3FG-FGA	3FG%	FT-FTA	FT%	OFF	DEF	TOT	AVG	PF-FO	AST	TO	BLK	STL	PTS	AVG
2019-20	CC	18-0	210/11.7	10-34	.294	1-9	.111	11-15	.733	8	21	29	1.6	24-0	4	8	1	5	32	1.8
TOTAL		18-0	210/11.7	10-34	.294	1-9	.111	11-15	.733	8	21	29	1.6	24-0	4	8	1	5	32	1.8

PLAYER PROFILES

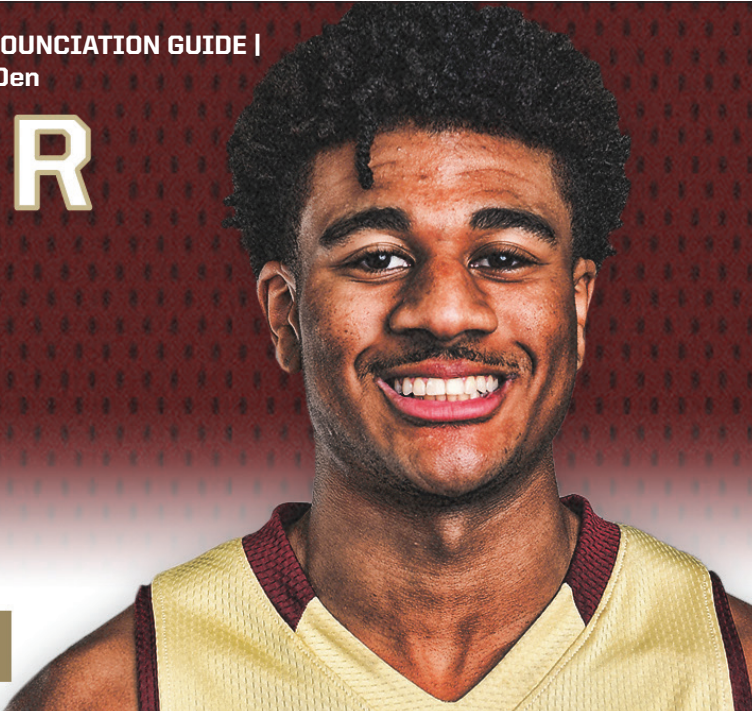
Brenden

TUCKER

5

G | 6-2 | 180 | FR.
LAWRENCEVILLE, GA.

| PRONUNCIATION GUIDE |
BREN-Den



TUCKER'S SEASON SUPERLATIVES

Points: 7 at William & Mary (1/11/20), vs. Coker (12/8/19)
 Field Goals: 3 at William & Mary (1/11/20)
 FG Attempted: 5 vs. Coker (12/8/19)
 3PT Field Goals: 1 at William & Mary (1/11/20), vs. Coker (12/8/19)
 3PT FG Attempted: 1 (six times)
 Free Throws: 2 vs. Coker (12/8/19)
 FT Attempted: 2 (eight times)
 Rebounds: 2 vs. UCF (12/1/19), vs. Providence (11/29/19)
 Offensive: 1 (five times)
 Defensive: 1 (three times)
 Assists: 3 vs. UCF (12/1/19)
 Turnovers: 3 vs. Providence (11/29/19)
 Blocked Shots: 1 vs. South Carolina State (12/21/19), vs. Providence (11/29/19)
 Steals: 1 vs. Coker (12/8/19), vs. Providence (11/29/19)
 Minutes: 18 vs. UCF (12/1/19)
 Double Figure Scoring Games: None
 20-Point Games: None
 30-Point Games: None
 Double Figure Rebounding Games: None
 Double Figure Assists Games: None
 Led in Scoring: None
 Led in Rebounding: None
 Led in Assists: 1
 Double-Doubles: None
 Consecutive Double-Figure Scoring Streak: None
 Dunks: 1

TUCKER'S CAREER SUPERLATIVES

Points: 7 at William & Mary (1/11/20), vs. Coker (12/8/19)
 Field Goals: 3 at William & Mary (1/11/20)
 FG Attempted: 5 vs. Coker (12/8/19)
 3PT Field Goals: 1 at William & Mary (1/11/20), vs. Coker (12/8/19)
 3PT FG Attempted: 1 (six times)
 Free Throws: 2 vs. Coker (12/8/19)
 FT Attempted: 2 (eight times)
 Rebounds: 2 vs. UCF (12/1/19), vs. Providence (11/29/19)
 Offensive: 1 (five times)
 Defensive: 1 (three times)
 Assists: 3 vs. UCF (12/1/19)
 Turnovers: 3 vs. Providence (11/29/19)
 Blocked Shots: 1 vs. South Carolina State (12/21/19), vs. Providence (11/29/19)
 Steals: 1 vs. Coker (12/8/19), vs. Providence (11/29/19)
 Minutes: 18 vs. UCF (12/1/19)
 Double Figure Scoring Games: None
 20-Point Games: None
 30-Point Games: None
 Double Figure Rebounding Games: None
 Double Figure Assists Games: None
 Led in Scoring: None
 Led in Rebounding: None
 Led in Assists: 1
 Double-Doubles: None
 Consecutive Double-Figure Scoring Streak: None
 Dunks: 1


TUCKER'S CAREER STATISTICS

SEASON	TEAM	GP-GS	MIN/AVG	Field Goals		3-Point		F-Throws		Rebounds				Scoring						
				FG-FGA	FG%	3FG-FGA	3FG%	FT-FTA	FT%	OFF	DEF	TOT	AVG	PF-FO	AST	TO	BLK	STL	PTS	AVG
2019-20	CC	13-0	102/7.8	9-25	.360	2-6	.333	6-14	.429	5	3	8	0.6	9-0	5	6	2	2	26	2.0
TOTAL		13-0	102/7.8	9-25	.360	2-6	.333	6-14	.429	5	3	8	0.6	9-0	5	6	2	2	26	2.0

PLAYER PROFILES

ZEP
JASPER
10

G | 6-1 | 175 | SO.
AUGUSTA, GA.



JASPER'S SEASON SUPERLATIVES

Points: 13 vs. Wake Forest (11/28/19)
Field Goals: 5 vs. Wake Forest (11/28/19)
FG Attempted: 9 vs. Coker (12/8/19)
3PT Field Goals: 3 vs. Wake Forest (11/28/19)
3PT FG Attempted: 5 (four times)
Free Throws: 10 vs. Towson (1/2/20)
FT Attempted: 10 vs. Towson (1/2/20)
Rebounds: 3 (four times)
Offensive: 2 vs. Towson (1/2/20), at UCF (11/23/19)
Defensive: 3 at Delaware (12/30/19), vs. Providence (11/29/19)
Assists: 6 at Drexel (12/28/19)
Turnovers: 3 vs. VCU (12/18/19), vs. Providence (11/29/19)
Blocked Shots: 1 vs. Providence (11/29/19)
Steals: 3 vs. VCU (12/18/19)
Minutes: 37 vs. James Madison (1/4/20)
Double Figure Scoring Games: 6
20-Point Games: None
30-Point Games: None
Double Figure Rebounding Games: None
Double Figure Assists Games: None
Led in Scoring: 1
Led in Rebounding: None
Led in Assists: 2
Double-Doubles: None
Consecutive Double-Figure Scoring Streak: 3
Dunks: None

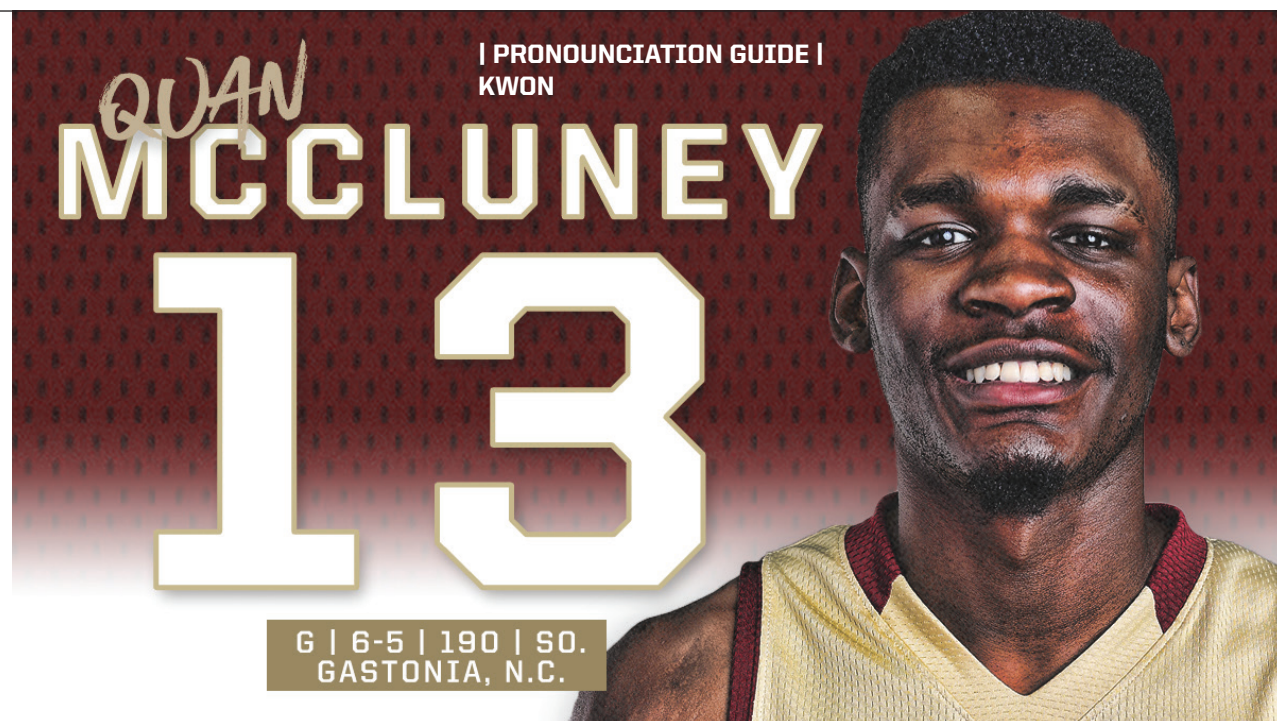
JASPER'S CAREER SUPERLATIVES

Points: 15 vs. Presbyterian College (11/6/18)
Field Goals: 5 (three times)
FG Attempted: 9 vs. Coker (12/8/19), at VCU (12/15/18)
3PT Field Goals: 4 vs. Towson (2/2/19)
3PT FG Attempted: 5 (10 times)
Free Throws: 10 vs. Towson (1/2/20)
FT Attempted: 10 vs. Towson (1/2/20),
vs. Presbyterian College (11/6/18)
Rebounds: 5 at Delaware (2/7/19), at Western Carolina (11/10/18)
Offensive: 3 at Western Carolina (11/10/18)
Defensive: 5 at Delaware (2/7/19)
Assists: 6 at Drexel (12/28/19)
Turnovers: 3 (four times)
Blocked Shots: 1 vs. Providence (11/29/19), vs. Drexel (1/10/19)
Steals: 3 (three times)
Minutes: 37 vs. James Madison (1/4/20)
Double Figure Scoring Games: 12
20-Point Games: None
30-Point Games: None
Double Figure Rebounding Games: None
Double Figure Assists Games: None
Led in Scoring: 2
Led in Rebounding: None
Led in Assists: 3
Double-Doubles: None
Consecutive Double-Figure Scoring Streak: 3
Dunks: 1

JASPER'S CAREER STATISTICS

SEASON	TEAM	GP-GS	MIN/AVG	Field Goals		3-Point		F-Throws		Rebounds				Scoring						
				FG-FGA	FG%	3FG-FGA	3FG%	FT-FTA	FT%	OFF	DEF	TOT	AVG	PF-FO	AST	TO	BLK	STL	PTS	AVG
2018-19	CC	33-14	836/25.3	55-139	.396	36-90	.400	32-42	.762	12	59	71	2.2	60-0	42	25	1	24	178	5.4
2019-20	CC	18-18	521/28.9	40-95	.421	20-55	.364	31-34	.912	9	18	27	1.5	36-0	30	17	1	16	131	7.3
TOTAL		51-32	1357/26.6	95-234	.406	56-145	.386	63-76	.829	21	77	98	1.9	96-0	72	42	2	40	309	6.1

PLAYER PROFILES



MCCLUNEY'S SEASON SUPERLATIVES

Points: 6 vs. Coker (12/8/19)
 Field Goals: 3 vs. Coker (12/8/19)
 FG Attempted: 7 at Richmond (12/14/19)
 3PT Field Goals: 1 vs. South Carolina State (12/21/19), vs. UCF (12/1/19)
 3PT FG Attempted: 3 vs. VCU (12/18/19)
 Free Throws: 1 at Delaware (12/30/19), vs. VCU (12/18/19)
 FT Attempted: 2 (three times)
 Rebounds: 5 vs. Providence (11/29/19)
 Offensive: 2 at Richmond (12/14/19)
 Defensive: 4 vs. Providence (11/29/19)
 Assists: 1 (three times)
 Turnovers: 2 vs. UCF (12/1/19)
 Blocked Shots: 1 vs. VCU (12/18/19)
 Steals: 1 (three times)
 Minutes: 17 vs. UCF (12/1/19)
 Double Figure Scoring Games: None
 20-Point Games: None
 30-Point Games: None
 Double Figure Rebounding Games: None
 Double Figure Assists Games: None
 Led in Scoring: None
 Led in Rebounding: None
 Led in Assists: None
 Double-Doubles: None
 Consecutive Double-Figure Scoring Streak: None
 Dunks: None

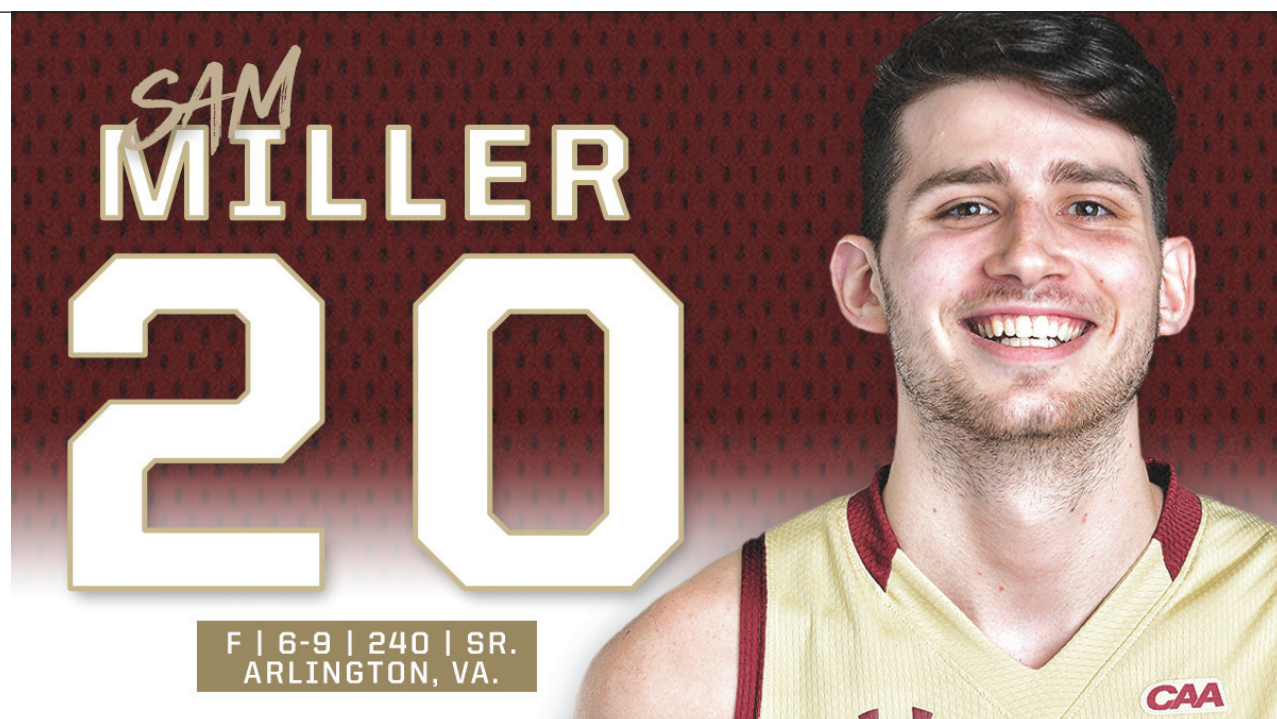
MCCLUNEY'S CAREER SUPERLATIVES

Points: 6 vs. Coker (12/8/19)
 Field Goals: 3 vs. Coker (12/8/19)
 FG Attempted: 7 at Richmond (12/14/19)
 3PT Field Goals: 1 vs. South Carolina State (12/21/19), vs. UCF (12/1/19)
 3PT FG Attempted: 3 vs. VCU (12/18/19)
 Free Throws: 1 vs. VCU (12/18/19)
 FT Attempted: 2 (three times)
 Rebounds: 5 vs. Providence (11/29/19)
 Offensive: 2 at Richmond (12/14/19)
 Defensive: 4 vs. Providence (11/29/19)
 Assists: 1 (four times)
 Turnovers: 2 vs. UCF (12/1/19)
 Blocked Shots: 1 vs. VCU (12/18/19), vs. UAB (11/23/18)
 Steals: 1 (three times)
 Minutes: 17 vs. UCF (12/1/19)
 Double Figure Scoring Games: None
 20-Point Games: None
 30-Point Games: None
 Double Figure Rebounding Games: None
 Double Figure Assists Games: None
 Led in Scoring: None
 Led in Rebounding: None
 Led in Assists: None
 Double-Doubles: None
 Consecutive Double-Figure Scoring Streak: None
 Dunks: None

MCCLUNEY'S CAREER STATISTICS

				Field Goals		3-Point		F-Throws		Rebounds									Scoring	
SEASON	TEAM	GP-GS	MIN/AVG	FG-FGA	FG%	3FG-FGA	3FG%	FT-FTA	FT%	OFF	DEF	TOT	AVG	PF-FO	AST	TO	BLK	STL	PTS	AVG
2018-19	CC	3-0	17/5.7	2-3	.667	0-1	.000	0-0	.000	0	1	1	0.3	1-0	0	1	1	1	4	1.3
2019-20	CC	14-0	128/9.2	9-32	.281	2-12	.167	2-7	.286	6	9	15	1.1	23-0	3	5	1	3	22	1.6
TOTAL		17-0	145/8.5	11-35	.314	2-13	.154	2-7	.286	6	10	16	0.9	24-0	3	6	2	4	26	1.5

PLAYER PROFILES



MILLER'S SEASON SUPERLATIVES

Points: 16 vs. Towson (1/2/20), at Richmond (12/14/19)
 Field Goals: 6 vs. Towson (1/2/20), at Marshall (11/19/19)
 FG Attempted: 9 vs. USC Upstate (11/5/19)
 3PT Field Goals: 3 at Drexel (12/28/19), at Richmond (12/14/19)
 3PT FG Attempted: 6 at Richmond (12/14/19)
 Free Throws: 3 (three times)
 FT Attempted: 5 vs. Georgia State (11/9/19)
 Rebounds: 14 vs. USC Upstate (11/5/19)
 Offensive: 3 vs. Oklahoma State (11/13/19)
 Defensive: 12 vs. USC Upstate (11/5/19)
 Assists: 3 vs. USC Upstate (11/5/19)
 Turnovers: 5 vs. Georgia State (11/9/19)
 Blocked Shots: 3 vs. UCF (12/1/19)
 Steals: 1 (three times)
 Minutes: 32 vs. VCU (12/18/19)
 Double Figure Scoring Games: 4
 20-Point Games: None
 30-Point Games: None
 Double Figure Rebounding Games: 2
 Double Figure Assists Games: None
 Led in Scoring: None
 Led in Rebounding: 7
 Led in Assists: 2
 Double-Doubles: None
 Consecutive Double-Figure Scoring Streak: None
 Dunks: 5

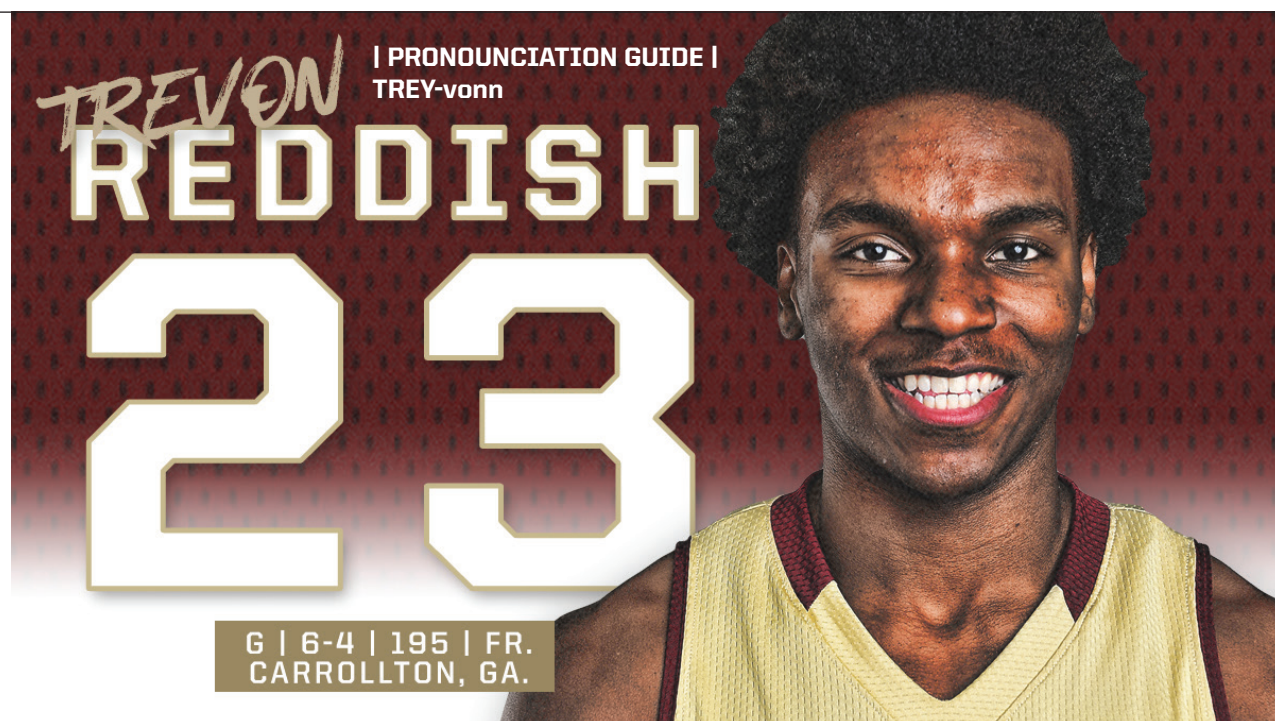
MILLER'S CAREER SUPERLATIVES

Points: 16 vs. Towson (1/2/20), at Richmond (12/14/19)
 Field Goals: 6 (three times)
 FG Attempted: 9 vs. USC Upstate (11/5/19)
 3PT Field Goals: 3 (four times)
 3PT FG Attempted: 6 at Richmond (12/14/19)
 Free Throws: 4 (five times)
 FT Attempted: 6 vs. Saint Mary's (11/19/16)
 Rebounds: 14 vs. USC Upstate (11/5/19)
 Offensive: 3 (five times)
 Defensive: 12 vs. USC Upstate (11/5/19)
 Assists: 3 vs. USC Upstate (11/5/19)
 Turnovers: 5 vs. Georgia State (11/9/19), at St. Bonaventure (1/3/17)
 Blocked Shots: 3 vs. UCF (12/1/19)
 Steals: 2 (three times)
 Minutes: 32 vs. VCU (12/18/19)
 Double Figure Scoring Games: 12
 20-Point Games: None
 30-Point Games: None
 Double Figure Rebounding Games: 2
 Double Figure Assists Games: None
 Led in Scoring: None
 Led in Rebounding: 9
 Led in Assists: 2
 Double-Doubles: None
 Consecutive Double-Figure Scoring Streak: 2
 Dunks: 27

MILLER'S CAREER STATISTICS

SEASON	TEAM	GP-GS	MIN/AVG	Field Goals		3-Point		F-Throws		Rebounds				Scoring						
				FG-FGA	FG%	3FG-FGA	3FG%	FT-FTA	FT%	OFF	DEF	TOT	AVG	PF-FO	AST	TO	BLK	STL	PTS	AVG
2018-19	CC	22-0	277/12.6	38-67	.567	10-24	.417	17-23	.739	17	37	54	2.5	27-0	11	12	3	4	103	4.7
2019-20	CC	17-8	373/21.9	47-96	.490	17-47	.362	14-20	.700	15	87	102	6.0	31-1	16	27	17	3	125	7.4
TOTAL		39-8	649/16.6	85-163	.521	27-71	.380	31-43	.721	32	124	156	4.0	58-1	27	39	20	7	228	5.8

PLAYER PROFILES



REDDISH'S SEASON SUPERLATIVES

Points: 6 at William & Mary (1/11/20), vs. South Carolina State (12/21/19)
 Field Goals: 3 vs. South Carolina State (12/21/19)
 FG Attempted: 6 vs. South Carolina State (12/21/19)
 3PT Field Goals: 1 at William & Mary (1/11/20)
 3PT FG Attempted: 1 at William & Mary (1/11/20)
 Free Throws: 2 vs. Towson (1/2/20), at Marshall (11/19/19)
 FT Attempted: 4 vs. Towson (1/2/20)
 Rebounds: 4 at Marshall (11/19/19)
 Offensive: 2 vs. Towson (1/2/20)
 Defensive: 4 at Marshall (11/19/19)
 Assists: 4 vs. Coker (12/8/19)
 Turnovers: 2 at Marshall (11/19/19)
 Blocked Shots: 1 vs. South Carolina State (12/21/19)
 Steals: 1 (three times)
 Minutes: 16 vs. South Carolina State (12/21/19)
 Double Figure Scoring Games: None
 20-Point Games: None
 30-Point Games: None
 Double Figure Rebounding Games: None
 Double Figure Assists Games: None
 Led in Scoring: None
 Led in Rebounding: None
 Led in Assists: 1
 Double-Doubles: None
 Consecutive Double-Figure Scoring Streak: None
 Dunks: None

REDDISH'S CAREER SUPERLATIVES

Points: 6 at William & Mary (1/11/20), vs. South Carolina State (12/21/19)
 Field Goals: 3 vs. South Carolina State (12/21/19)
 FG Attempted: 6 vs. South Carolina State (12/21/19)
 3PT Field Goals: 1 at William & Mary (1/11/20)
 3PT FG Attempted: 1 at William & Mary (1/11/20)
 Free Throws: 2 vs. Towson (1/2/20), at Marshall (11/19/19)
 FT Attempted: 4 vs. Towson (1/2/20)
 Rebounds: 4 at Marshall (11/19/19)
 Offensive: 2 vs. Towson (1/2/20)
 Defensive: 4 at Marshall (11/19/19)
 Assists: 4 vs. Coker (12/8/19)
 Turnovers: 2 at Marshall (11/19/19)
 Blocked Shots: 1 vs. South Carolina State (12/21/19)
 Steals: 1 (three times)
 Minutes: 16 vs. South Carolina State (12/21/19)
 Double Figure Scoring Games: None
 20-Point Games: None
 30-Point Games: None
 Double Figure Rebounding Games: None
 Double Figure Assists Games: None
 Led in Scoring: None
 Led in Rebounding: None
 Led in Assists: 1
 Double-Doubles: None
 Consecutive Double-Figure Scoring Streak: None
 Dunks: None

REDDISH'S CAREER STATISTICS

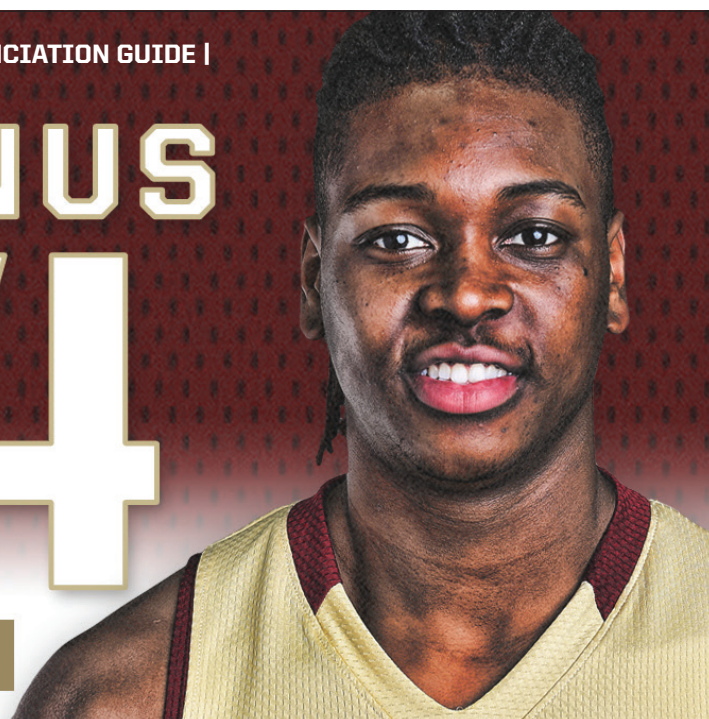
				Field Goals		3-Point		F-Throws		Rebounds				Scoring						
SEASON	TEAM	GP-GS	MIN/AVG	FG-FGA	FG%	3FG-FGA	3FG%	FT-FTA	FT%	OFF	DEF	TOT	AVG	PF-FO	AST	TO	BLK	STL	PTS	AVG
2019-20	CC	17-0	128/7.5	11-24	.458	1-1	1.000	8-17	.471	4	19	23	1.4	13-0	12	8	1	3	31	1.8
TOTAL		17-0	128/7.5	11-24	.458	1-1	1.000	8-17	.471	4	19	23	1.4	13-0	12	8	1	3	31	1.8

PLAYER PROFILES

JAYLEN
MCMANUS
24

F | 6-7 | 230 | SR.
CHARLOTTE, N.C.

| PRONOUNCIATION GUIDE |
JAY-lynn



MCMANUS' SEASON SUPERLATIVES

Points: 18 vs. Oklahoma State (11/13/19)
 Field Goals: 6 (three times)
 FG Attempted: 13 vs. Oklahoma State (11/13/19)
 3PT Field Goals: 2 (five times)
 3PT FG Attempted: 5 (three times)
 Free Throws: 6 at William & Mary (1/11/20)
 FT Attempted: 6 at William & Mary (1/11/20), at Elon (1/9/20)
 Rebounds: 9 at Marshall (11/19/19)
 Offensive: 4 vs. USC Upstate (11/5/19)
 Defensive: 8 at Marshall (11/19/19)
 Assists: 2 at Elon (1/9/20)
 Turnovers: 4 vs. Providence (11/29/19)
 Blocked Shots: 1 vs. Providence (11/29/19), at Marshall (11/19/19)
 Steals: 1 vs. James Madison (1/4/20), at Delaware (12/30/19)
 Minutes: 34 at Delaware (12/30/19), vs. Oklahoma State (11/13/19)
 Double Figure Scoring Games: 9
 20-Point Games: None
 30-Point Games: None
 Double Figure Rebounding Games: None
 Double Figure Assists Games: None
 Led in Scoring: 2
 Led in Rebounding: 4
 Led in Assists: None
 Double-Doubles: None
 Consecutive Double-Figure Scoring Streak: 3
 Dunks: 2


MCMANUS' CAREER SUPERLATIVES

Points: 18 vs. Oklahoma State (11/13/19)
 Field Goals: 6 (three times)
 FG Attempted: 13 vs. Oklahoma State (11/13/19)
 3PT Field Goals: 4 vs. Elon (1/24/19)
 3PT FG Attempted: 5 (six times)
 Free Throws: 5 at Elon (1/9/20), vs. High Point (12/4/17)
 FT Attempted: 6 at Elon (1/9/20), vs. High Point (12/4/17)
 Rebounds: 9 at Marshall (11/19/19)
 Offensive: 4 vs. USC Upstate (11/5/19), vs. Northeastern (2/16/19)
 Defensive: 8 at Marshall (11/19/19)
 Assists: 3 vs. South Carolina State (12/19/17)
 Turnovers: 4 vs. Providence (11/29/19)
 Blocked Shots: 3 at Charlotte (11/18/17)
 Steals: 2 at Western Carolina (11/10/18)
 Minutes: 34 at Delaware (12/30/19), vs. Oklahoma State (11/13/19)
 Double Figure Scoring Games: 14
 20-Point Games: None
 30-Point Games: None
 Double Figure Rebounding Games: None
 Double Figure Assists Games: None
 Led in Scoring: 2
 Led in Rebounding: 10
 Led in Assists: 1
 Double-Doubles: None
 Consecutive Double-Figure Scoring Streak: 3
 Dunks: 9

MCMANUS' CAREER STATISTICS

				Field Goals		3-Point		F-Throws		Rebounds									Scoring	
SEASON	TEAM	GP-GS	MIN/AVG	FG-FGA	FG%	3FG-FGA	3FG%	FT-FTA	FT%	OFF	DEF	TOT	AVG	PF-FO	AST	TO	BLK	STL	PTS	AVG
2016-17	CC	28-0	176/6.3	13-50	.260	10-39	.256	2-5	.400	9	24	33	1.2	21-0	6	7	1	0	38	1.4
2017-18	CC	34-13	514/15.1	36-105	.343	23-71	.324	17-28	.607	20	67	87	2.6	47-0	14	12	14	4	112	3.3
2018-19	CC	33-1	624/18.9	57-124	.460	19-52	.365	21-33	.636	34	90	124	3.8	52-0	10	23	5	8	154	4.7
2019-20	CC	18-18	493/27.4	59-147	.401	13-43	.302	34-41	.829	24	67	91	5.1	46-0	9	21	2	2	165	9.2
TOTAL		113-32	1807/16.0	165-426	.387	65-205	.317	74-107	.692	87	248	335	3.0	166-0	39	63	22	14	469	4.2

PLAYER PROFILES



OSINACHI SMART

33

C/F | 6-8 | 240 | JR.
UMUAHIA, NIGERIA

| PRONOUNCIATION GUIDE |
OH-sin-AHH-chi

SMART'S SEASON SUPERLATIVES

Points: 10 vs. Coker (12/8/19)
 Field Goals: 3 (four times)
 FG Attempted: 6 vs. Coker (12/8/19), vs. UCF (12/1/19)
 3PT Field Goals: None
 3PT FG Attempted: None
 Free Throws: 4 vs. Coker (12/8/19)
 FT Attempted: 7 vs. Coker (12/8/19)
 Rebounds: 9 vs. Coker (12/8/19)
 Offensive: 5 vs. Coker (12/8/19)
 Defensive: 7 vs. South Carolina State (12/21/19), vs. USC Upstate (11/5/19)
 Assists: 1 (six times)
 Turnovers: 3 vs. Coker (12/8/19)
 Blocked Shots: 3 at William & Mary (1/11/20), vs. James Madison (1/4/20)
 Steals: 2 (three times)
 Minutes: 33 vs. Providence (11/29/19)
 Double Figure Scoring Games: 1
 20-Point Games: None
 30-Point Games: None
 Double Figure Rebounding Games: None
 Double Figure Assists Games: None
 Led in Scoring: None
 Led in Rebounding: 7
 Led in Assists: None
 Double-Doubles: None
 Consecutive Double-Figure Scoring Streak: None
 Dunks: 14

SMART'S CAREER SUPERLATIVES

Points: 10 vs. Coker (12/8/19)
 Field Goals: 3 (five times)
 FG Attempted: 6 vs. Coker (12/8/19), vs. UCF (12/1/19)
 3PT Field Goals: None
 3PT FG Attempted: None
 Free Throws: 4 vs. Coker (12/8/19)
 FT Attempted: 7 vs. Coker (12/8/19)
 Rebounds: 10 vs. Western Carolina (11/30/17)
 Offensive: 5 vs. Coker (12/8/19)
 Defensive: 7 vs. South Carolina State (12/21/19), vs. USC Upstate (11/5/19)
 Assists: 1 (nine times)
 Turnovers: 3 vs. Coker (12/8/19)
 Blocked Shots: 3 at William & Mary (1/11/20), vs. James Madison (1/4/20)
 Steals: 2 (five times)
 Minutes: 33 vs. Providence (11/29/19)
 Double Figure Scoring Games: 1
 20-Point Games: None
 30-Point Games: None
 Double Figure Rebounding Games: 1
 Double Figure Assists Games: None
 Led in Scoring: None
 Led in Rebounding: 8
 Led in Assists: None
 Double-Doubles: None
 Consecutive Double-Figure Scoring Streak: None
 Dunks: 17

SMART'S CAREER STATISTICS

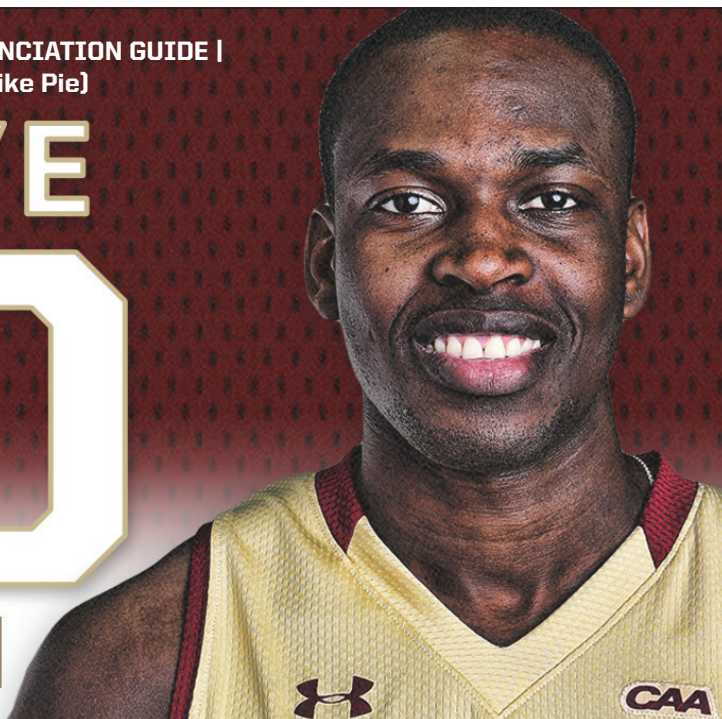
SEASON	TEAM	GP-GS	MIN/AVG	Field Goals		3-Point		F-Throws		Rebounds										Scoring	
				FG-FGA	FG%	3FG-FGA	3FG%	FT-FTA	FT%	OFF	DEF	TOT	AVG	PF-FO	AST	TO	BLK	STL		PTS	AVG
2017-18	CC	20-0	168/8.4	8-19	.421	0-0	.000	9-16	.563	17	30	47	2.4	31-0	3	4	6	5		25	1.3
2018-19	CC	13-0	68/5.3	0-3	.000	0-0	.000	3-4	.750	4	17	21	1.6	13-0	0	4	3	2		3	0.2
2019-20	CC	18-10	328/18.2	26-52	.500	0-0	.000	20-30	.667	36	59	95	5.3	40-0	6	16	12	13		72	4.0
TOTAL		51-10	565/11.1	34-74	.459	0-0	.000	32-50	.640	57	106	163	3.2	84-0	9	24	21	20		100	2.0

PLAYER PROFILES

SAMBA
NDIAYE
40

| PRONUNCIATION GUIDE |
ENN-JIE (like Pie)

C | 6-9 | 235 | JR.
THIES, SENEGAL



NDIAYE'S SEASON SUPERLATIVES

Points: None
Field Goals: None
FG Attempted: None
3PT Field Goals: None
3PT FG Attempted: None
Free Throws: None
FT Attempted: None
Rebounds: None
Offensive: None
Defensive: None
Assists: None
Turnovers: None
Blocked Shots: None
Steals: None
Minutes: None
Double Figure Scoring Games: None
20-Point Games: None
30-Point Games: None
Double Figure Rebounding Games: None
Double Figure Assists Games: None
Led in Scoring: None
Led in Rebounding: None
Led in Assists: None
Double-Doubles: None
Consecutive Double-Figure Scoring Streak: None
Dunks: None

NDIAYE'S CAREER SUPERLATIVES

Points: 6 vs. South Carolina State (11/28/18)
Field Goals: 2 vs. Drexel (2/10/18)
FG Attempted: 4 vs. Drexel (2/10/18)
3PT Field Goals: None
3PT FG Attempted: None
Free Throws: 4 vs. South Carolina State (11/28/18)
FT Attempted: 4 vs. South Carolina State (11/28/18), at Delaware (1/25/18)
Rebounds: 6 at Delaware (1/25/18)
Offensive: 4 at Delaware (1/25/18)
Defensive: 3 vs. Elon (2/22/18)
Assists: None
Turnovers: 2 vs. South Carolina State (11/28/18), at Charlotte (11/18/17)
Blocked Shots: 3 at Towson (1/7/18)
Steals: 1 at Western Carolina (11/10/18)
Minutes: 9 vs. Drexel (2/10/18)
Double Figure Scoring Games: None
20-Point Games: None
30-Point Games: None
Double Figure Rebounding Games: None
Double Figure Assists Games: None
Led in Scoring: None
Led in Rebounding: None
Led in Assists: None
Double-Doubles: None
Consecutive Double-Figure Scoring Streak: None
Dunks: None

NDIAYE'S CAREER STATISTICS

SEASON	TEAM	GP-GS	MIN/AVG	FG-FGA	FG%	3FG-FGA	3FG%	FT-FTA	FT%	OFF	DEF	TOT	AVG	PF-FO	AST	TO	BLK	STL	PTS	AVG
2017-18	CC	20-0	76/3.8	3-11	.273	0-0	.000	1-4	.250	11	14	25	1.3	18-0	0	6	5	0	7	0.4
2018-19	CC	3-0	9/3.0	1-2	.500	0-0	.000	4-4	1.000	1	1	2	0.7	6-0	0	2	1	1	6	2.0
TOTAL		23-0	85/3.7	4-13	.308	0-0	.000	5-8	.625	12	15	27	1.2	24-0	0	8	6	1	13	0.6