



# A NEW BREED IS BORN

## 2019-20 NORTHEASTERN MEN'S BASKETBALL

@GoNUmbasketball



#HowlinHuskies



## SELLING OUT MATTHEWS

In a nationally televised game during the Northeastern Winter Showdown, the Huskies took on No. 1 Michigan State in front of a sellout crowd at Matthews Arena on December 19, 2015. The Huskies hung tough with the Spartans, finishing as just one of three teams to outrebound MSU during the 2015-16 season.







## TABLE OF CONTENTS

### Northeastern Athletic Communications

Staff.....	2
Interview Policies .....	2
Social Media Directory .....	2

### Northeastern Quick Facts

Quick Facts .....	3
2019-20 Roster .....	4
2019-20 Schedule .....	5

### A Look Back

A Look Back at 2018-19 .....	6
2018-19 Final Statistics .....	8

### Meet the Staff

Head Coach Bill Coen .....	10
Assistant Coaches and Support Staff .....	11

### Meet the Huskies

Maxime Boursiquot.....	14
Bolden Brace .....	15
Connor Braun.....	16
Vito Ćubrić.....	16
Greg Eboigbodin .....	17
Quirin Emanga.....	18
Myles Franklin.....	19
Tomas Murphy .....	20
Jordan Roland.....	21
Guilien Smith .....	22
Jason Strong .....	23
Tyson Walker .....	24
Shaquille Walters .....	25

### Huskies in the Pros

Coen's Former Players in Pro Basketball.....	26
Northeastern Greats and Players in the Pros.....	30

### Huskies History

Hall of Fame Inductees .....	32
Coaching History .....	34
Conference Honors .....	35
National Honors.....	36
Scoring Leaders .....	38
Scoring Records.....	40
Field Goal Records .....	41
Free Throw Records .....	43
Rebound Records .....	44
Assist Records .....	45
Block/Steal Records.....	46
Team Records .....	47

### All-Time Results

Matthews Arena .....	50
All-Time Results.....	52
Series Results.....	54
Annual Results.....	62
Overtime Results .....	69
Postseason History.....	70
Postseason Records .....	71
All-Time Letterwinners .....	79
Letterwinners By the Number .....	81

### Colonial Athletic Association

About the Conference .....	84
TV/Radio Spot Chart .....	85





**ATHLETIC COMMUNICATIONS****Scott MacDonald**

*Associate AD for Communications  
Men's Basketball Contact*  
s.macdonald@northeastern.edu  
(919) 619-4137 (cell)  
@SMacd24

**Mercedes Espina**

*Assistant Director, Athletic Communications*  
m.espina@northeastern.edu  
(617) 373-3643  
@me\_spina

**Mike Skovan**

*Assistant Director, Athletic Communications*  
m.skovan@northeastern.edu  
(617) 373-7931  
@MikeSkovan

**Delaney O'Brien**

*Jack Grinold Athletic Communications Intern*  
del.obrien@northeastern.edu  
(617) 373-4252  
@delaneyobrien23

**INTERVIEW POLICIES**

The Northeastern University athletic communications office handles the publicity of all 18 varsity sports. Athletic communications staff members coordinate game-day media services, schedule interviews, conduct press conferences, produce publications, compile statistics and historical information and maintain the official website of Northeastern Athletics, NUhuskies.com.

**Interviews**

All interviews with student-athletes, coaches and administrative staff must be coordinated through the athletic communications office.

On game days, student-athletes will not be available for interviews until post-game. Members of the media wishing to speak to a player or coach should notify *Scott MacDonald* prior to the end of a contest. All Northeastern locker rooms are closed to the media.

On non-game days, interviews must be coordinated through the athletic communications office at least 24 hours in advance. A student-athlete's phone number and e-mail address will not be released unless that student-athlete gives permission. Student-athletes will not be asked to miss class time. The athletic communications office will do its best to provide an interview time that is mutually convenient for both the player / coach and the media representative.

**Statistics**

Game notes and statistics will be made available to the media at every game and online at NUhuskies.com.

**SOCIAL MEDIA DIRECTORY****MEN'S BASKETBALL**

-  [twitter.com/GoNUmbasketball](https://twitter.com/GoNUmbasketball)
-  [facebook.com/GoNUmbasketball](https://facebook.com/GoNUmbasketball)
-  [facebook.com/GoNUmbasketball](https://facebook.com/GoNUmbasketball)

**ATHLETICS**

-  [twitter.com/GoNUmbasketball](https://twitter.com/GoNUmbasketball)
-  [facebook.com/GoNUmbasketball](https://facebook.com/GoNUmbasketball)
-  [facebook.com/GoNUmbasketball](https://facebook.com/GoNUmbasketball)

**2019-20 MEDIA GUIDE CREDITS**

The 2019-20 Northeastern men's basketball media guide was produced by the Northeastern Athletic Communications office. Writing, editing and layout by Betsy Devine. Cover design, design and editorial assistance by Associate Director for Creative Services & Branding Asha Michener. Editorial assistance by Associate AD for Communications Scott MacDonald. Photos by Heratch Ekmekjian, Jim Pierce, Kevin Murrya, Associated Press, and Northeastern University.





## ABOUT THE HUSKIES

The 2019-20 Huskies head into the season as the preseason third pick in the CAA. Northeastern lost tournament MVP, Lou Henson All-American and CAA Player of the Year runner-up Vasa Pusica and CAA Defensive Player of the Year Shawn Oceus.

The Huskies will look to former George Washington transfer Jordan Roland and senior Bolden Brace to help lead the offense. Roland set a new single-season school record last year with 99 triples and shot over 40 percent from behind the arc. The senior guard was named to the preseason All-CAA second team. Brace enters his fourth season for the Huskies and is seventh all-time in 3-pointers made entering 2019-20. He was named to the preseason CAA honorable mention team, and averaged just under 10 points per game and 6.1 rebounds per game last season.

## NORTHEASTERN & CAA INFORMATION

### GENERAL INFORMATION

Founded.....	1898
Enrollment.....	21,489
Nickname.....	Huskies
Colors.....	Red and Black
Affiliation.....	NCAA-I
Conference.....	Colonial Athletic Association
Home facility.....	Matthews Arena (5,066)
First year of men's basketball.....	1920-21
President.....	Dr. Joseph Aoun
Director of athletics.....	Jeff Konya
Faculty athletic representative.....	Fred Wiseman
Athletics phone.....	(617) 373-2672

### ATHLETIC COMMUNICATIONS

Associate Athletic Director (MBB contact).....	Scott MacDonald
Office phone.....	(617) 373-4514
Email.....	s.macdonald@northeastern.edu
Assistant director.....	Mercedes Espina
Office phone.....	(617) 373-2691
Assistant director.....	Mike Skovan
Office phone.....	(617) 373-2691
Jack Grinold Communication Intern.....	Delaney O'Brien
Student Assistant.....	Dale Desantis
Athletic Communications office.....	400 Huntington Ave.
.....	215 Cabot Center
.....	Boston, MA 02115

### MEN'S BASKETBALL

Head coach.....	Bill Coen (Hamilton '83)
Record at NU.....	224-197 (14th season)
Career record.....	same
Associate Head Coach.....	Chris Markwood (Maine '05)
Assistant Coaches.....	Brian McDonald (Northeastern '10)
.....	Manny Adako (Northeastern '10)
Director of advancement.....	Tom Murphy (Springfield '60)
Director of operations.....	Danny Young (Northeastern '15)
Athletic Trainer.....	Nate Bocko (Vermont '14)
Men's basketball phone.....	(617) 373-3292

### TEAM INFORMATION

2018-19 record.....	23-11 (14-4 CAA, 2nd)
2018-19 captains.....	
Lettermen R/L.....	7/5
Newcomers.....	6

### CONFERENCE INFORMATION

Colonial Athletic Association.....	
Conference SID.....	Bill Potter
Email.....	bpotter@caasports.com
Website.....	CAAsports.com

## STARTERS RETURNING (3)

No.	Player	Cl.	Pos.	Ht.	PPG	RPG	Other
2	Bolden Brace	Sr.	G	6-6	9.9	6.1	Preseason CAA HM
12	Jordan Roland	RSr.	G	6-1	14.6	2.4	CAA 3rd Team
14	Maxime Boursiquot	RJr.	F	6-5	6.3	3.8	Missed 18-19

## OTHER RETURNEES (4)

No.	Player	Cl.	Pos.	Ht.	PPG	RPG	Other
00	Jason Strong	RSr.	F	6-8	3.3	1.5	48.2 FG%
13	Myles Franklin	Jr.	G	6-4	1.8	0.9	28 GP
24	Shaquille Walters	RSr.	G/F	6-6	1.6	1.3	10 GP before injury
33	Tomas Murphy	Jr.	F	6-8	8.1	3.4	53.5 FG%

## NEWCOMERS (6)

No.	Player	Cl.	Pos.	Ht.	Wt.	Hometown (School)
1	Vito Ćubriilo	Fr.	G	6-4	194	Zagreb, Croatia (Sports Gym Zagreb)
2	Tyson Walker	Fr.	G	6-0	162	Westbury, N.Y. (Christ the King/New Hampton)
10	Greg Eboigbodin	RSr.	F	6-9	225	Benin City, Nigeria (Illinois)
21	Guilien Smith	GS	G	6-1	200	Boston, Mass. (Dartmouth)
22	Quirin Emanga	Fr.	G	6-5	215	Marbach Am Neckar, Germany (Otto-Hahn Gym Ludwigsburg)
24	Shaquille Walters	RSr.	G	6-6	190	London, England (Santa Clara)
32	Connor Braun	Fr.	F	6-9	200	Tempe, Ariz. (Valley Christian)







## 2019-20 ROSTER

No.	Name	Cl.	Pos.	Ht.	Wt.	Hometown	High school (Previous school)
00	Jason Strong	RSO.	F	6-8	217	Coconut Creek, Fla.	Westminster Academy
1	Vito Ćubrilo	Fr.	G	6-4	194	Zagreb, Croatia	Sports Gymnasium Zagreb
2	Tyson Walker	Fr.	G	6-0	162	Westbury, N.Y.	Christ the King (New Hampton School)
10	Greg Eboigbodin	RSO.	F	6-9	225	Benin City, Nigeria	University of Detroit Jesuit (Illinois)
12	Jordan Roland	RSr.	G	6-1	171	Syracuse, N.Y.	Westhill (George Washington)
13	Myles Franklin	Jr.	G	6-4	170	Brea, Calif.	Villa Park
14	Maxime Boursiquot	RJr.	G/F	6-5	211	Ottawa, Ontario	Immaculata (Kent School)
20	Bolden Brace	Sr.	G	6-6	225	Santa Barbara, Calif.	Santa Barbara
21	Guilien Smith	Gr.	G	6-1	200	Boston, Mass.	Catholic Memorial (Dartmouth)
22	Quirin Emanga	Fr.	G	6-5	215	Marbach am Neckar, Germany	Otto-Hahn Gymnasium Ludwigsburg
24	Shaquille Walters	RSO.	G/F	6-6	190	London, England	City of London Acad./Lee Acad. (Maine) (Santa Clara)
32	Connor Braun	Fr.	F	6-9	200	Tempe, Ariz.	Valley Christian
33	Tomas Murphy	Jr.	F	6-8	230	Wakefield, R.I.	Northfield Mount Hermon

**Head coach:** Bill Coen (Hamilton '83)

**Associate head coach:** Chris Markwood (Maine '05)

**Assistant coach:** Brian McDonald (Northeastern '10)

**Assistant coach:** Manny Adako (Northeastern '10)

**Director of advancement:** Tom Murphy (Springfield '60)

**Director of operations:** Danny Young (Northeastern '15)

**Athletic Trainer:** Nate Bocko (Vermont '14)

## ALPHABETICAL

No.	Name	Cl.	Pos.	Ht.	Wt.
14	Maxime Boursiquot	RJr.	G/F	6-5	211
20	Bolden Brace	Sr.	G	6-7	225
32	Connor Braun	Fr.	F	6-9	200
1	Vito Ćubrilo	Fr.	G	6-4	194
10	Greg Eboigbodin	RSO.	F	6-9	225
13	Myles Franklin	Jr.	G	6-4	170
33	Tomas Murphy	Jr.	F	6-8	230
12	Jordan Roland	RSr.	G	6-1	171
21	Guilien Smith	GS	G	6-1	200
00	Jason Strong	RSO.	F	6-7	217
2	Tyson Walker	Fr.	G	6-0	162
24	Shaquille Walters	RSO.	G/F	6-6	190

## ELIGIBILITY

No.	Name	Cl.	Pos.	Ht.	Wt.
<b>Freshman</b>					
32	Connor Braun	Fr.	F	6-9	200
1	Vito Ćubrilo	Fr.	G	6-4	194
2	Tyson Walker	Fr.	G	6-0	162
<b>Sophomore</b>					
10	Greg Eboigbodin	RSO.	F	6-9	225
00	Jason Strong	RSO.	F	6-7	217
24	Shaquille Walters	RSO.	G/F	6-6	190
<b>Junior</b>					
14	Maxime Boursiquot	RJr.	G/F	6-5	211
13	Myles Franklin	Jr.	G	6-4	170
33	Tomas Murphy	Jr.	F	6-8	230
<b>Senior</b>					
20	Bolden Brace	Sr.	G	6-7	225
12	Jordan Roland	RSr.	G	6-1	171
<b>Graduate Student</b>					
21	Guilien Smith	GS	G	6-1	200

## Pronunciation guide

Maxime Boursiquot	MAXIM bore-SEH-ko
Connor Braun	Brawn
Vito Ćubrilo	vee-toe coo-BREEL-oh
Greg Eboigbodin	ee-BOYG-boh-din
Myles Franklin	Miles
Tomas Murphy	Thomas
Guilien Smith	Julian





## 2019-20 SCHEDULE

### NOVEMBER

Tuesday, Nov. 5	at Boston University	Boston, Mass.	7 p.m.
<b>Friday, Nov. 8</b>	<b>HARVARD</b>	<b>Matthews Arena</b>	<b>8 p.m.</b>
Tuesday, Nov. 12	at Massachusetts	Amherst, Mass.	7 p.m.
<b>Saturday, Nov. 16</b>	<b>OLD DOMINION</b>	<b>Matthews Arena</b>	<b>1 p.m.</b>
Tuesday, Nov. 19	at Holy Cross	Worcester, Mass.	7 p.m.
<i>Gulf Coast Showcase</i>			
Monday, Nov. 25	vs. South Alabama	Estero, Fla.	11 a.m.
Tuesday, Nov. 26	vs. Drake/Miami (OH)	Estero, Fla.	TBA
Wednesday, Nov. 27	vs. TBA	Estero, Fla.	TBA

### DECEMBER

<b>Wednesday, Dec. 4</b>	<b>MAINE</b>	<b>Matthews Arena</b>	<b>7 p.m.</b>
<b>Saturday, Dec. 7</b>	<b>DAVIDSON</b>	<b>Matthews Arena</b>	<b>4 p.m.</b>
Tuesday, Dec. 17	at Eastern Michigan	Ypsilanti, Mich.	7 p.m.
Thursday, Dec. 19	at Detroit Mercy	Detroit, Mich.	7 p.m.
Saturday, Dec. 28	at Towson *	Towson, Md.	2 p.m.
Monday, Dec. 30	at James Madison *	Harrisonburg, Va.	7 p.m.

### JANUARY

<b>Thursday, Jan. 2</b>	<b>ELON *</b>	<b>Matthews Arena</b>	<b>7 p.m.</b>
<b>Saturday, Jan. 4</b>	<b>WILLIAM &amp; MARY *</b>	<b>Matthews Arena</b>	<b>4 p.m.</b>
<b>Thursday, Jan. 9</b>	<b>HOFSTRA *</b>	<b>Matthews Arena</b>	<b>8 p.m.</b>
Thursday, Jan. 16	at Charleston *	Charleston, S.C.	7 p.m.
Saturday, Jan. 18	at UNCW *	Wilmington, N.C.	7 p.m.
<b>Thursday, Jan. 23</b>	<b>DREXEL *</b>	<b>Matthews Arena</b>	<b>7 p.m.</b>
<b>Saturday, Jan. 25</b>	<b>DELAWARE *</b>	<b>Matthews Arena</b>	<b>12 p.m.</b>
Thursday, Jan. 30	at William & Mary *	Williamsburg, Va.	7 p.m.

### FEBRUARY

Saturday, Feb. 1	at Elon *	Elon, N.C.	4 p.m.
Saturday, Feb. 8	at Hofstra *	Hempstead, N.Y.	4 p.m.
<b>Thursday, Feb. 13</b>	<b>UNCW *</b>	<b>Matthews Arena</b>	<b>7 p.m.</b>
<b>Saturday, Feb. 15</b>	<b>CHARLESTON *</b>	<b>Matthews Arena</b>	<b>12 p.m.</b>
Thursday, Feb. 20	at Delaware *	Newark, Del.	7 p.m.
Saturday, Feb. 22	at Drexel *	Philadelphia, Pa.	2 p.m.
<b>Thursday, Feb. 27</b>	<b>JAMES MADISON *</b>	<b>Matthews Arena</b>	<b>8 p.m.</b>

### MARCH

<b>Sunday, March 1</b>	<b>TOWSON *</b>	<b>Matthews Arena</b>	<b>4 p.m.</b>
<i>CAA Men's Basketball Championship</i>			
Saturday, March 7	CAA Opening Round	Washington, D.C. (Entertainment & Sports Arena)	TBA
Sunday, March 8	CAA Quarterfinals	Washington, D.C. (Entertainment & Sports Arena)	TBA
Monday, March 9	CAA Semifinals	Washington, D.C. (Entertainment & Sports Arena)	TBA
Tuesday, March 10	CAA Final	Washington, D.C. (Entertainment & Sports Arena)	TBA

\* Colonial Athletic Association game

Home games in **BOLD**

All times Eastern; dates and times subject to change





## A LOOK BACK AT 2018-19

**10. THE OLE BARN**

When the Huskies take on Harvard on Nov. 8 they will look to improve their home win streak to eight games at Matthews Arena. Northeastern finished the 2019 part of the season undefeated at the Old Barn, with the last loss coming in double OT on Dec. 30. For the second season in a row, NU dropped just two games at home, this time finishing with an 11-2 record, with those 11 victories coming by an average of 12.1 points.

**9. COACH COEN'S HU(GH)GE ACCOMPLISHMENT**

After another immensely successful season at the helm for the Huskies, coach Bill Coen was named as a Hugh Durham Coach of the Year candidate. The award recognizes the best coaches in the college basketball. In his 13th season at Northeastern the Huskies amassed a 23-11 record, winning the CAA Tournament championship and earned a trip to the NCAA Tournament for the second time in his tenure.

**8. THE BAMA BEATDOWN**

At the Charleston Classic, one of the premier regular season tournaments, the men's basketball team started the tournament taking on the Alabama Crimson Tide. The SEC giants, led by former NBA coach of the year Avery Johnson, were easily handled by the Huskies, thanks to strong outings from Vasa Pusica, Jeremy Miller, and Bolden Brace. The Huskies held Bama to just 22 first half points, earning their first ever victory against the Tide. The wire-to-wire 68-52 win was capped by nine treys.

**7. ROCKIN' N ROLAND**

In his first year on the court for the Huskies, Jordan Roland had a breakout season for NU during the 2018-19 season. He finished with a school record 99 made treys and during the Huskies' NCAA tournament game against Kansas, Roland popped two from beyond the arc to pass David Walker and cement his place in Husky history. Roland also had a pair of outstanding single game three point shooting performances this season tossing up eight against JMU and seven against Harvard, finishing the season shooting 40.2 percent from behind the arc, good enough for top-50 nationally.

**6. WE'RE GOING STREAKING!**

The 2018-19 season for the Huskies was one of the toughest schedules in all of college basketball. The team faced off against seven different teams that played in the 2018 NCAA tournament including AP ranked No. 16 Virginia Tech and No. 17 Kansas. The Huskies finished the season winning 13 of their last 15 games against CAA opponents, propelling themselves into the CAA Tournament and leading the team to another CAA championship.

**5. VASA LA VISTA**

In only 60 games in the 'Red and Black' there has not been another player that has captivated Matthews Arena quite like Vasa Pusica has in such a short amount of time. A two-time Lou Henson All-American, two-time First Team All-CAA honoree and two-time USBWA and NABC All-District honoree, he was also named the tournament MVP this past season after an impressive 21-point performance securing the CAA championship victory against Hofstra. Pusica leaves Northeastern placing 30th in the all-time scoring leaders book and fourth in average points per game, while no other two-year player in Northeastern history has scored more than his 1,061 points.







### A LOOK BACK AT 2018-19



#### 4. NOTHING NU

Domination is a word to describe Northeastern's success in conference play over the past two seasons. During this stretch, the Huskies compiled a 28-8 record while collecting a regular season and tournament championship. The recent successes mark a consistency within the program that shows the Huskies should be competing for the CAA championship for years to come.



#### 2. MAY WE HAVE THIS DANCE?

Last year, the Huskies made their eighth appearance in the NCAA tournament, receiving their bid by defeating Hofstra in the CAA Championship. The 13th seeded Huskies jetted off to Salt Lake City to take on the No. 4 Kansas Jay Hawks in the first ever meeting between the programs. The game marked the second in five seasons for Northeastern and the second under the direction of Bill Coen.

#### 1. CHAMPS IN CHARLESTON

During the 2018-19 season, Northeastern played in seven different games in the city of Charleston, but none was more unforgettable than the thrilling 82-74 victory over Hofstra to capture the CAA Championship, the team's second in five seasons. The game was a nail-biter, featuring a tie score with just nine minutes left, but backed by Vasa Pusica's 21 point performance and the team's 14 made treys, the Huskies prevailed and headed back to the Big Dance.

#### 3. THE 20/20 VISION

For the first time since the Jim Calhoun era, the Huskies strung together back-to-back twenty-win seasons, finishing the 2018-19 season with a 23-11 record. During the past two seasons the Huskies amassed a regular season CAA title, the CAA Tournament Championship and a NCAA March Madness appearance. The achievement marked the first time since the 1985-86, 86-87 seasons and was the fifth 20-win season under Bill Coen and 16th in program history.





## 2018-19 SEASON STATISTICS

RECORD:	OVERALL	HOME	AWAY	NEUTRAL
ALL GAMES	23-11	11-2	8-6	4-3
CONFERENCE	14-4	8-1	6-3	0-0
NON-CONFERENCE	9-7	3-1	2-3	4-3

#	Player	gp-gs	min	avg	Total		3-Point		F-Throw		Rebounds											
					fg-fga	fg%	3fg-fga	3fg%	ft-fa	ft%	off	def	tot	avg	pf	dq	a	to	blk	stl	pts	avg
04	Pusica, Vasa	27-26	940	34.8	151-313	.482	59-148	.399	108-129	.837	11	91	102	3.8	56	1	111	85	6	40	469	17.4
12	Roland, Jordan	34-24	1038	30.5	167-370	.451	99-246	.402	65-72	.903	16	65	81	2.4	68	1	58	30	8	40	498	14.6
20	Brace, Bolden	34-34	1065	31.3	111-235	.472	57-138	.413	59-74	.797	26	181	207	6.1	74	0	92	43	9	32	338	9.9
01	Occeus, Shawn	15-7	398	26.5	51-130	.392	23-72	.319	23-38	.605	8	32	40	2.7	40	0	28	21	9	20	148	9.9
22	Gresham, Donnell	34-33	1145	33.7	98-239	.410	55-145	.379	80-98	.816	19	146	165	4.9	53	0	105	43	0	39	331	9.7
30	Green, Anthony	34-34	789	23.2	120-176	.682	0-0	.000	59-108	.546	57	123	180	5.3	85	1	14	52	26	16	299	8.8
33	Murphy, Tomas	31-8	590	19.0	100-187	.535	13-28	.464	37-50	.740	35	70	105	3.4	59	3	27	39	4	12	250	8.1
00	Strong, Jason	29-3	279	9.6	40-83	.482	10-30	.333	7-10	.700	12	31	43	1.5	26	1	6	16	4	3	97	3.3
11	Miller, Jeremy	28-0	270	9.6	26-56	.464	5-23	.217	12-15	.800	15	32	47	1.7	39	0	10	11	7	4	69	2.5
13	Franklin, Myles	28-1	287	10.3	13-42	.310	7-24	.292	16-26	.615	9	15	24	0.9	30	0	21	17	0	2	49	1.8
24	Walters, Shaquille	10-0	124	12.4	3-17	.176	0-4	.000	10-14	.714	1	12	13	1.3	10	0	8	9	1	3	16	1.6
	Team										30	38	68					15				
	Total.....	34	6925		880-1848	.476	328-858	.382	476-634	.751	239	836	1075	31.6	540	7	480	381	74	211	2564	75.4
	Opponents.....	34	6925		889-1931	.460	234-694	.337	394-536	.735	273	816	1089	32.0	596	-	403	383	73	185	2406	70.8

TEAM STATISTICS						Nu	Opp	Date	Opponent		Score	Att.
SCORING						2564	2406	11/6/18	BOSTON UNIVERSITY	L	74-77	1180
Points per game						75.4	70.8	11/09/18	at Harvard	W	81-71	1481
Scoring margin						+4.6	-	11/15/18	vs Alabama	W	68-52	2648
FIELD GOALS-ATT						880-1848	889-1931	11/16/18	vs Virginia Tech	L	60-88	2752
Field goal pct						.476	.460	11/18/18	vs Davidson	L	59-71	3985
3 POINT FG-ATT						328-858	234-694	11/24/18	at Davidson	L	69-78	3885
3-point FG pct						.382	.337	11/28/18	at Bucknell	W	96-78	2121
3-pt FG made per game						9.6	6.9	12/1/18	EASTERN MICHIGAN	W	81-67	1147
FREE THROWS-ATT						476-634	394-536	12/4/18	at Syracuse	L	49-72	20416
Free throw pct						.751	.735	12/08/18	OAKLAND	W	92-83	763
F-Throws made per game						14.0	11.6	12/16/18	at Vermont	L	70-75	2629
REBOUNDS						1075	1089	12/21/18	ST. BONAVENTURE	W	64-59	2348
Rebounds per game						31.6	32.0	* 12/28/18	DREXEL	W	93-83	845
Rebounding margin						-0.4	-	* 12/30/18	DELAWARE	Lo2	80-82	760
ASSISTS						480	403	* 01/05/19	at Hofstra	L	72-75	1618
Assists per game						14.1	11.9	* 01/10/19	at Elon	Wot	81-70	1497
TURNOVERS						381	383	* 01/12/19	at William & Mary	W	90-70	3367
Turnovers per game						11.2	11.3	* 01/17/19	CHARLESTON	W	69-60	1074
Turnover margin						+0.1	-	* 01/19/19	UNCW	W	88-71	800
Assist/turnover ratio						1.3	1.1	* 1/24/19	at Towson	L	72-75	1023
STEALS						211	185	* 01/26/19	at James Madison	W	78-68	2728
Steals per game						6.2	5.4	* 02/02/19	HOFSTRA	W	75-61	1208
BLOCKS						74	73	* 02/07/19	WILLIAM & MARY	W	72-60	795
Blocks per game						2.2	2.1	* 02/09/19	ELON	Wot	72-60	1264
ATTENDANCE						14526	85071	* 02/14/19	at UNCW	W	81-77	3482
Home games-Avg/Game						13-1117	14-3758	* 02/16/19	at Col. of Charleston	Lot	79-88	4867
Neutral site-Avg/Game						-	7-4636	* 02/21/19	JAMES MADISON	W	76-60	910
								* 02/23/19	TOWSON	W	73-58	1432
								* 02/28/19	at Delaware	W	75-64	2157
								* 03/02/19	at Drexel	W	90-66	1348
								03/10/19	vs UNCW	W	80-59	0
								03/11/19	vs Col. of Charleston	W	70-67	3599
								03/12/19	vs Hofstra	W	82-74	2892
								03/21/19	vs Kansas	L	53-87	16576
Score by Periods						1st	2nd	OT	OT2	Totals		
Northeastern						1181	1327	47	9	2564		
Opponents						1089	1273	33	11	2406		

\* - Conference game



## Meet the Staff





# BILL COEN



HAMILTON '83 | 13TH SEASON | 2018 CAA COACH OF THE YEAR

- 2013 & 2018 NABC District 10 Coach of the Year
- 2013 USBWA District I Coach of the Year
- 2013 Hugh Durham National Coach of the Year Finalist

• 30 All-CAA selections in 12 seasons

• 22 former players signed professional contracts

## THE COEN FILE

Reigning CAA Coach of the Year Bill Coen enters his 14th season as head coach of the Northeastern basketball program in 2019-20.

Coen is widely regarded for his ability to evaluate and develop talented players. In his 13 seasons at Northeastern, NU players have earned 32 All-CAA honors, including 10 First Team and seven All-Rookie selections. Nineteen of Coen's former players have earned professional contracts and eight Huskies remain active in professional basketball. Following the 2018-19 season, Coen had amassed 224 career wins in 13 seasons at Northeastern and ranks third on the CAA's list of all-time winningest coaches with 152 wins in conference regular season and tournament play. He is the lone current CAA coach to have cracked the top 10.

Coen's teams have proven that they are contenders in the CAA. The Huskies have finished .500 or better in 10 of Coen's 13 seasons at the helm, including back-to-back 14-win seasons in 2017-18 and 2018-19. Northeastern also has appeared in the CAA Tournament quarterfinals in all 13 seasons under Coen, advanced to the semifinals seven times, and to the title game four times, including back-to-back appearances and two Championship titles, one in 2014-15 and the other in 2018-19. Since Coen took the reins of the Northeastern men's basketball program 13 seasons ago, Northeastern has accomplished the best win percentage among current CAA teams in conference and CAA tournament play.

In 2018-19, Coen and the Huskies captured the CAA Tournament title for the second time in the last five seasons, returning to the NCAA Tournament. The Huskies finished with a 23-11 record, netting back-to-back 20-win seasons for the first time during Coen's tenure and the first time as a program since four-straight 20-win seasons from 1983-87. The Huskies brought a seven-game win-streak into the national tournament where they faced blue blood and No. 17 Kansas in the second round. Following these accomplishments, Coen was tabbed as a finalist for the Hugh Durham National Coach of the Year Award for the second time in his career (2013). Coen coached Vasa Pusica to All-CAA First team, NABC First Team All-Region and USBWA All-District honors while Jordan Roland earned a spot on the All-CAA Third Team.

### HEAD COACH ASSOCIATE HEAD COACH ASSISTANT COACH

Northeastern (2006-present)  
Boston College (2001-06)  
Boston College (1997-2001)  
Rhode Island (1989-97)  
Hamilton (1987-89)

### PLAYER

Hamilton (1979-83)

### HONORS

CAA Coach of the Year (2018)  
USBWA District I Coach of the Year (2010 & 2013)  
NABC District 10 Co-Coach of the Year (2013 & 2018)  
NEB Hall of Fame Division I Coach of the Year (2009)  
Hugh Durham National Coach of the Year Finalist (2013)

	Overall	CAA	Postseason
2006-07	13-19	9-9	CAA Quarterfinals
2007-08	14-17	9-9	CAA Quarterfinals
2008-09	19-13	12-6	CAA Quarterfinals; CBI Quarterfinals
2009-10	20-13	14-4	CAA Semifinals; NIT First Round
2010-11	11-20	6-12	
2011-12	14-17	9-9	CAA Quarterfinals
2012-13	20-13	14-4 (1st)	CAA Championship; NIT First Round
2013-14	11-21	7-9	CAA Semifinals
2014-15	23-12	12-6 (T-1st)	NCAA 2nd Round, CAA Champs
2015-16	18-15	9-9	CAA Semifinals
2016-17	15-16	8-10	CAA Quarterfinals
2017-18	23-10	14-4	CAA Championship
2018-19	23-11	14-4	NCAA 1st Round CAA Champs
<b>TOTAL</b>	<b>224-197</b>	<b>137-95</b>	





## MEN'S BASKETBALL STAFF



**Bill Coen**  
*Head Coach*

14th season  
Hamilton '83



**Tom Murphy**  
*Director of  
Basketball Advancement*

14th season  
Springfield '60




**Chris Markwood**  
*Associate Head Coach*

Sixth season  
Maine '05



**Danny Young**  
*Director of  
Basketball Operations*

Third season  
Northeastern '15



**Manny Adako**  
*Assistant Coach*

Third season  
Northeastern '10



**Nate Bocko**  
*Athletic Trainer*

Second season  
Vermont '14



**Brian McDonald**  
*Assistant Coach*

10th season  
Northeastern '10



**Scott MacDonald**  
*Associate AD for  
Communications*

First season  
St. Andrews '99







2019-20 MEN'S BASKETBALL

**NORTHEASTERN**

# THIS IS NORTHEASTERN BASKETBALL







## Meet the Huskies





R-JUNIOR | GUARD/FORWARD | 6-5 | 211 | OTTAWA, ONTARIO | KENT SCHOOL | IMMACULATA

- CAA Rookie of the Week (Nov. 28, 2016)

Missed the entirety of the 2018-19 campaign

Finished his sophomore campaign with 6.3 ppg, 3.8 rpg and 1.3 apg while shooting 51.8 percent from the field and adding 22 steals and seven blocks while playing in all 33 games on the year and making 32 starts ... Combined for eight points and a season-high seven rebounds against Utah State (Nov. 24) ... Led the Huskies with a career-high five assists against Harvard (Nov 30) ... Had two steals and 11 points, going three-for-free shooting from beyond the arc in the Huskies win over Cornell (Dec. 2) ... Tallied his second double-digit scoring game of the season with 10 points to go along with five rebounds against Elon (Jan. 5) ... Dropped a new season high of 13 points and went three-for-four behind the line against JMU (Jan. 7) ... Contributed 11 points to the Huskies' victory over UNCW (Jan. 13) ... Was a perfect 4-of-4 from the field for eight points and six rebounds in a victory at William & Mary (Jan. 18) ... Notched eight points and had two assists against UNCW (Feb. 3) ... Broke out against William & Mary (Feb.17) for 13 points including a 5-of-5 effort to start the game and a clutch three down the stretch ... Tallied a career-high nine rebounds against Elon (Feb. 24) ... Set a new career-high 17 points while shooting 6-of-8 from the field and recording five rebounds in CAA tournament quarterfinal play against Delaware (March 4) ... Recorded 10 points in CAA semifinal action against UNCW (March 5) while also registering four rebounds and a block ... Had 12 points in the CAA Championship against Charleston while collecting five rebounds (March 6).

Played in 31 games this season earning a pair of starts in his rookie campaign, averaging 5.3 points per game and 4.2 rebounds per game...Tallied six points, two rebounds, a block and a steal in the Huskies' season-opening win

over Boston University (Nov. 11) ... Added four points and four rebounds in an upset of UConn (Nov. 14) ... Notched five points and three rebounds against LIU Brooklyn (Nov. 19) ... Earned CAA Rookie of the Week honors after scoring 12 points, along with four rebounds and an assist, in a comeback win over Kent State (Nov. 27) ... Notched four points and three rebounds at Cornell (Nov. 30) ... Tallied six points and four rebounds at Stony Brook (Dec. 3) ... Had a career night at Oakland (Dec. 20) helping the Huskies to a 61-59 victory with a 16-point, eight-rebound, two-steal effort ... Pulled down a career-high 13 rebounds in a win over Drexel (Jan. 2)... Netted his first career double-double with 17 points and 11 rebounds in a win over Drexel (Jan. 12) ... Ripped down seven boards in a game against Elon (Jan. 26) ... Scored 10 points on a perfect 4-for-4 shooting against College of Charleston (Feb. 18) ... added 13 points and 7 rebounds in a double OT victory at Elon (Feb. 23).

Spent a postgrad season at the Kent School (Conn.) helping lead the program as one of the top teams in Class A finishing with an 18-5 record and a trip to the NEPSAC Quarterfinals ... Named to the First Team All-NEPSAC in his one season at Kent School ... Graduated from Immaculata High School in Ottawa, Ontario where he finished his career as the all-time leading scorer and rebounder ... Named the team MVP his sophomore and senior seasons and was honored with First-Team all star honors throughout his high school career ... Named the All-Star game MVP his freshman, sophomore and senior seasons helping his squad to the City Championship in his first two seasons at Immaculata ... Finished his high school career off with a 36 point, 21 rebound, and seven steal effort ... Named to the Team Ontario Under-15 team in 2012 where he helped his squad to its then-fifth straight national championship.

Son of Louis Boursiquot and Marie-Jocely Legros and brother to Louis-Alexandre ... Enjoys going to the movies and shopping in his spare time ... Chose Northeastern over Brown, Columbia, and Penn as well as seven other Division-I programs ... Named to the Honor Roll throughout his high school career ... Plans on majoring in health sciences or accounting ... Hopes to pursue a career in professional basketball ... Class of 2020.

## SEASON/CAREER HIGHS

Season..... 17, vs. Delaware -- 3/4/18  
Career ..... 17, vs. Delaware -- 3/4/18  
..... 17, vs. Drexel -- 1/12/17

Season.....9, at Elon -- 2/24/18  
Career .....13, at Drexel -- 1/2/17

Season.....5, vs. Harvard -- 11/30/17  
Career .....5, vs. Harvard -- 11/30/17

Season.....3, at Drexel -- 1/27/18  
Career .....3, at Drexel -- 1/27/18

Season..... 1, 6x, last vs. UNCW -- 3/5/18  
Career ..... 1, 11x, last vs. UNCW -- 3/5/18

Season.....6, vs. Delaware -- 3/4/18  
.....6, vs. William & Mary -- 2/17/18  
Career .....8, at Oakland -- 12/20/16

Season..... 9, vs. UNCW -- 3/5/18  
..... 9, vs. Charleston -- 2/1/18  
Career ..... 15, at Oakland -- 12/20/16

Season.....3, vs. James Madison -- 1/7/18  
..... 3, vs. Cornell --12/2/17  
Career ....3, 3x, last vs. James Madison -- 1/7/18

Season.....4, vs. James Madison -- 1/7/18  
Career .....4, vs. James Madison -- 1/7/18  
.....4, at Elon -- 2/23/17

Season.....4, vs. Delaware -- 3/4/18  
 Career .....4, vs. Delaware -- 3/4/18  
 .....4, vs. James Madison -- 1/7/16

Season.....4, 3x, last vs. Delaware -- 3/4/18  
Career .....4, 6x, last vs. Delaware -- 3/4/18

Season.....29, at Elon -- 2/24/18  
.....29, at Boston University -- 11/10/17  
Career .....47, at Elon -- 2/23/17

## CAREER STATISTICS

				FG			3-Point			Free Throw			Rebounds								Scoring	
	GP/GS	MIN/AVG		FG	FGA	PCT	FG	FGA	PCT	FT	FTA	PCT	OFF	DEF	TOT	AVG	AST	BLK	STL	PTS	AVG	
2016-17	31-2	625/20.2	62	127	.488	10	18	.556	29	42	.690	39	91	130	4.2	20	6	10	163	5.3		
2017-18	33-32	648/19.6	87	168	.518	13	40	.325	22	32	.688	35	91	126	3.8	42	7	25	209	6.3		
TOTAL	64-34	1273/19.9	149	295	.505	23	58	.397	51	74	.689	74	182	256	4.0	62	13	35	372	5.8		





# BOLDEN BRACE



SENIOR | GUARD | 6-6 | 225 | SANTA BARBARA, CALIF. | SANTA BARBARA

## HONORS/AWARDS

- 2018 Inaugural CAA Sixth Man of the Year
- CAA Rookie of the Week (Feb. 6, 2017)
- CAA Rookie of the Week (Feb. 27, 2017)

## 2018-19

Earned himself a double-double in the CAA Championship win over Hofstra, scoring 10 points and collecting 10 rebounds on a productive night from the charity strike (March 12)... Was the team's second leading scorer in the first round of the CAA tournament, scoring 17 points, collecting eight boards and dishing three assists in the win over UNCW (March 10) ... Scored 16 points, adding eight rebounds and three assists to his totals in a double-digit win over Delaware (Feb. 28) ... Collected a double-double for his efforts in the OT loss at the hands of Charleston, scoring 13 points and grabbing 11 rebounds (Feb. 16) ... Scored 16 points and six rebounds in the road win versus UNCW (Feb. 14) ... Achieved season-highs in points (20) and rebounds (14) in an overtime win over Elon (Feb. 9) ... Notched his third double-double of the season with an 11 point, 10 rebound effort against the Pride (Feb. 2) ... Led the team in scoring with 18 points, including a 5-of-7 clip from behind the arc against Towson (Jan. 24) ... Led the team in scoring for a second straight night with 17 points against Hofstra (Jan. 5) ... Shot an impressive .875 field goal percentage, finishing with 18 points and 10 rebounds against Delaware (Dec. 30) ... Led the Huskies against Davidson (Nov. 18) finishing with 12 points, two rebounds, two assists, and two steals... Scored 10 points and seven rebounds in the loss to Davidson (Nov. 24).

## 2017-18

Finished his sophomore campaign averaging 7.9 ppg, 4.6 rpg, and 2.2 apg while shooting 39.6 percent from deep and adding 21 steals and 14 blocks ... Dropped 11 against Furman (Nov. 25) ... Produced 13 points against Charleston (Jan. 11) ... Tallied 13 points, on 5-of-7 shooting from the field, while adding five rebounds, three assists and a 3-of-4 effort from three at William & Mary (Jan. 18) ... Finished with six points and a season-high nine rebounds as well as 4-of-5 shooting from behind the arc against Delaware (Jan. 20) ... Tallied his first double-double of the season with a 14 points, 10 rebound effort at Hofstra (Jan. 25) ... Pulled down a career-high 11 rebounds and added eight points against UNCW (Feb. 3) ... Casually put together his second double-double of the year with 10 points and 11 rebounds while also adding three assists on the night against Towson (Feb. 22) ... Collected 13 points in CAA quarterfinal play against Delaware (March 4).

## CAREER STATISTICS

	GP/GS			MIN/AVG			FG			3-Point			Free Throw			Rebounds			Scoring					
	GP/GS	MIN/AVG	FG	FGA	PCT	FG	FGA	PCT	FT	FTA	PCT	OFF	DEF	TOT	AVG	AST	BLK	STL	PTS	AVG				
2016-17	31-9	757/24.4	75	207	.362	56	172	.326	25	31	.806	14	88	102	3.3	49	9	12	231	7.5				
2017-18	33-6	812/24.6	82	178	.461	55	139	.396	42	51	.824	24	132	156	4.7	72	14	21	261	7.9				
2018-19	34-34	1067/31.4	111	235	.472	57	138	.413	59	74	.797	26	181	207	6.1	92	9	32	338	9.9				
<b>TOTAL</b>	<b>98-49</b>	<b>2605/26.6</b>	<b>268</b>	<b>612</b>	<b>.438</b>	<b>168</b>	<b>449</b>	<b>.374</b>	<b>126</b>	<b>156</b>	<b>.808</b>	<b>64</b>	<b>401</b>	<b>465</b>	<b>4.7</b>	<b>213</b>	<b>32</b>	<b>65</b>	<b>830</b>	<b>8.5</b>				

## 2016-17

Played in 31 games on the season making nine starts, including the final eight games of the year, averaged 7.5 points per game, 3.3 rebounds per game, and 1.6 assists per game ... Tallied his first collegiate points with a 3-pointer, along with three rebounds, in the Huskies' season-opening win over Boston University (Nov. 11) ... Notched his first collegiate double-double with 10 points and 10 boards in a win over Maine (Nov. 20) ... Made his first career start in a win over Kent State (Nov. 27) ... Hit five threes to net 15 points, while adding eight rebounds, in a win over Delaware (Jan. 5) ... Notched his first career 20-point game on 7-for-10 shooting, including 6-for-8 from behind the arc, at William & Mary (Feb. 2) ... Dropped 21 points the very next game against James Madison (Feb. 4) making five more threes ... Hit the game-winner against the College of Charleston (Feb. 9) putting back a shot while falling out of bounds on the baseline as time expired for the win, a play that ended up being the No. 1 play of the day on SportsCenter ... Tallied a career-high 40 points and a school record 10 3FGs at Elon (Feb. 23) joining Reggie Lewis (41) and J.J. Barea (41) as the lone 40-point scorers in Northeastern history while producing just the 18th ever 40-point game in CAA history, and just the eighth during conference play.

## BEFORE NU

Rated a two-star recruit by ESPN ... Named the MVP of the Channel League, California Interscholastic Federation MVP and the Santa Barbara Athlete of the Year after helping lead his team to its first CIF tournament championship for the first time in 25 years ... Captained the Dons to a 32-2 finish in his senior season helping the team to four tournament championships, including the state title ... Named the Channel League MVP and earned First Team All-CIF honors during his junior season while earning First team Channel League honors in his sophomore year ... Finished his career as a 1,700-point scorer and notched 41 points in a single game as well as six 3-pointers in a single quarter during his high school career ... Averaged 21.0 points, 7.0 rebounds, 7.0 assists, 2.0 steals and 1.0 blocks per game during his senior season under the direction of Dave Bregante ... Also a member of the volleyball team as an outside hitter and was a quarterback and wide receiver for Santa Barbara High School ... Named the Mike Moropoulos Scholar-Athlete of the Year after his senior season.

## PERSONAL

Son of William and Meredith Brace and brother to Georgia ... Enjoys playing golf, video games, ping pong and listening to music in his spare time ... Majoring in Communications ... Class of 2019.

## SEASON/CAREER HIGHS

### Points:

Season ..... 20, vs. Elon -- 2/9/19  
Career ..... 40, at Elon -- 2/23/17

### Rebounds:

Season ..... 14, vs. Elon -- 2/9/19  
Career ..... 14, vs. Elon -- 2/9/19

### Assists:

Season ..... 9, vs. Hofstra -- 3/12/19  
Career ..... 9, vs. Hofstra -- 3/12/19

### Steals

Season ..... 3, vs. UNCW -- 3/10/19  
Career ..... 3, vs. UNCW -- 1/19/19  
Career ..... 3, 3x, last vs. UNCW -- 3/10/19

### Blocks

Season ..... 2, vs. Kansas -- 3/21/19  
Career ..... 2, 5x, last vs. Kansas -- 3/21/19

### FG made:

Season ..... 7, 3x, last vs. Elon -- 2/9/19  
Career ..... 14, at Elon -- 2/23/17

### FG attempts:

Season ..... 13, vs. Elon -- 2/9/19  
Career ..... 26, at Elon -- 2/23/17

### 3FG made

Season ..... 5, at Towson -- 1/24/19  
Career ..... 10, at Elon -- 2/23/17

### 3FG attempts

Season ..... 7, vs. Elon -- 2/9/19  
Career ..... 7, at Towson -- 1/24/19  
Career ..... 20, at Elon -- 2/23/17

### FT made:

Season ..... 6, vs. Hofstra -- 3/12/19  
Career ..... 6, 3x, last vs. Hofstra -- 3/12/19

### FT attempts:

Season ..... 7, at Davidson -- 1/24/18  
Career ..... 7, at Davidson -- 1/24/18  
Career ..... 7, at Hofstra -- 1/25/18

### Minutes:

Season ..... 48, vs. Delaware -- 12/30/18  
Career ..... 50, at Elon -- 2/23/17





# CONNOR BRAUN



FRESHMAN | FORWARD | 6-9 | 200 | TEMPE, ARIZ. | VALLEY CHRISTIAN

## BEFORE NU

Four-year varsity letter winner at Valley Christian high school (Ariz.) ... Played in 100 games and tallied 767 points under coach Greg Haagsma ... Rated 38th best basketball player in Arizona according to azcentral.com ... Named First Team All-Region while averaging 14.0 points, 10.0 rebounds, 4.0 assists, and 1.0 block last season ... Was also a key contributor in his team's success as they accomplished a 27-5 record and a State Championship his senior year... While at Valley Christian maintained a 4.06 GPA, which earned him a spot on the Principal's Honor Roll and a place on Arizona's First Team All-Academic squad.

## PERSONAL

Son of Andrew and Melanie and brother to Alyssa and Cara... Enjoys being on the golf course and playing NBA 2k19 ... Majoring in business ... Class of 2023.



# VITO ČUBRILO



FRESHMAN | GUARD | 6-4 | 194 | ZAGREB, CROATIA | SPORTS GYMNASIUM ZAGREB

## BEFORE NU

Born and raised in Croatia where he played for BC Zagreb and BC Cedevita while also a member of the U14, U16 and U18 Croatian National Teams ... A member of BC Zagreb from 2009-2016 where he was twice voted team MVP and helped his squad to a U14 and U16 National Title ... Under Coach Marko Trninic at BC Cedevita from 2016-19, he was a member of the two-time U19 National Championship squad.

## PERSONAL

Son of Zoran and Snježana and brother to Orsat... Enjoys watching movies, playing videogames, hanging out with friends ... Undecided on his major ... Wants to play basketball professionally ... Class of 2023



# GREG EBOIGBODIN



R-SOPHOMORE | FORWARD | 6-9 | 225 | BENIN CITY, NIGERIA | UNIV. OF DETROIT JESUIT | ILLINOIS

## 2018-19

Sat out of the 2018-19 season due to NCAA transfer rules

## 2017-18 (AT ILLINOIS)

Played in 30 games on the season, starting twice, and averaged 2.2 points and 2.4 rebounds on 55.1 percent shooting ... Shot 64.9 percent from the field (24-37) during conference play ... Two blocked shots and three rebounds in collegiate debut vs. Southern (Nov. 10) ... Nine points on 4-5 shooting with three rebounds at Minnesota (Jan. 3) ... Career-high 10 points on 5-5 from the field with career-high six rebounds and two blocks at Michigan (Jan. 6) ... Played career-high 25 minutes vs. Iowa (Jan. 11), tallying eight points, four rebounds and career-high two assists ... Tied career high with six rebounds at Nebraska (Jan. 15) ... Eight points on 4-5 shooting with five boards and career-high three blocks at Wisconsin (Jan. 19) ... Made first career start vs. Penn State (Feb. 11), tying career high with six boards ... Four points and four boards in 23 minutes at Michigan State (Feb. 20).

## BEFORE NU

Played for Pat Donnelly at the University of Detroit Jesuit where he averaged 13.8 points, 13.4 rebounds and 1.5 blocks while shooting 66 percent from the field during his senior season ... Helped lead U of D Jesuit to a 20-4 record and state quarterfinals appearance ... Second-team Class A All-State by the Detroit News ... Fourth-team Class A All-State by the Detroit Free Press

... Honorable mention Class A All-State by the Associated Press ... Second-team Detroit Dream Team by MLive ... During his junior season, member of the Detroit U-D Jesuit team that won the 2016 Michigan Class A state title with a perfect 28-0 record ... Played for The Family Detroit AAU program.

## PERSONAL

Son of Fred and Philomena Eboigbodin ... Arrived in the United State from Nigeria in 2013 ... Hobbies include playing and watching soccer, video games, and hanging out with friends ... Proudest sports moment was winning state with Detroit U-D Jesuit as a junior.

## SEASON/CAREER HIGHS

### Points:

Season ..... 10 at Michigan -- 1/6/18  
Career ..... 10 at Michigan -- 1/6/18

### Rebounds:

Season ..... 6, 3x, last vs Penn State -- 2/11/18  
Career ..... 6, 3x, last vs Penn State -- 2/11/18

### Assists:

Season ..... 2, vs. Penn State -- 2/11/18  
..... 2, vs. Iowa -- 1/11/18  
Career ..... 2, vs. Penn State -- 2/11/18  
..... 2, vs. Iowa -- 1/11/18

### Steals

Season ..... 2, vs. Longwood -- 12/13/17  
..... 2, vs. Augustana -- 11/22/17  
Career ..... 2, vs. Longwood -- 12/13/17  
..... 2, vs. Augustana -- 11/22/17

### Blocks

Season ..... 3, at Wisconsin -- 1/19/18  
Career ..... 3, at Wisconsin -- 1/19/18

### FG made:

Season ..... 5, at Michigan -- 1/6/18  
Career ..... 5, at Michigan -- 1/6/18

### FG attempts:

Season ..... 7, vs. Iowa -- 1/11/18  
Career ..... 7, vs. Iowa -- 1/11/18

### 3FG made

Season .....  
Career .....

### 3FG attempts

Season .....  
Career .....

### FT made:

Season .. 2, 4x, last vs. Michigan State -- 2/20/18  
Career ... 2, 4x, last vs. Michigan State -- 2/20/18

### FT attempts:

Season .. 4, 3x, last vs. Michigan State -- 2/20/18  
Career ... 4, 3x, last vs. Michigan State -- 2/20/18

### Minutes:

Season ..... 25, vs. Iowa -- 1/11/18  
Career ..... 25, vs. Iowa -- 1/11/18

## CAREER STATISTICS

				FG			3-Point			Free Throw			Rebounds								Scoring	
	GP/GS	MIN/AVG	FG	FGA	PCT	FG	FGA	PCT	FT	FTA	PCT	OFF	DEF	TOT	AVG	AST	BLK	STL	PTS	AVG		
2017-18	30-2	318/10.6	27	49	.551	0	0	.000	11	25	.440	33	40	73	2.4	8	11	11	65	2.2		
2018-19																						
TOTAL	30-2	318/10.6	27	49	.551	0	0	.000	11	25	.440	33	40	73	2.4	8	11	11	65	2.2		





# QUIRIN EMANGA



FRESHMAN | GUARD | 6-5 | 215 | MARBACH AM NECKAR, GERMANY | OTTO-HAHN GYMNASIUM LUDWIGSBURG

## BEFORE NU

Played for Porsche BBA Ludwigsburg from 2012-19 while also a member of MHP Riesen Ludwigsburg, part of the BBL and Champions League in 2017-18, and 2018-19 in his native Germany ... Won the German national championship in 2015 and was a 3x3 national champion in 2018.

## PERSONAL

Brother to his younger sister Chloe ... Enjoys watching Netflix and listening to music in his free time ... Majoring in International Business... Hopes to play basketball professionally in the NBA or overseas ... Class of 2023.





# MYLES FRANKLIN



JUNIOR | GUARD | 6-4 | 170 | BREA, CALIF. | VILLA PARK

## 2018-19

Earned his first career start as a Husky against Davidson (Nov. 18) playing a career best 28 minutes while pulling down 4 rebounds ... Netted a season-high eight points in 18 minutes of action, finishing a perfect 3-of-3 from the field and 2-of-2 from deep against UNCW (Feb. 14) ... Tallied points in seven-straight games from Feb. 9 to March 2 ... Finished with two points in the team's NCAA tournament game against Kansas (March 21).

## 2017-18

Finished his freshman season as a Husky playing in 16 games ... Saw his first game action as a Husky against Wentworth (Nov. 12) with his first career points coming on free throws ... Notched five points in just two minutes of action against Ohio State (Nov. 19) ... Had four points and an assist against St. Bonaventure (Dec. 20).

## BEFORE NU

Rated a two-star recruit by ESPN and a three-star recruit by Rivals ... A three-year captain and four-year letterwinner for Villa Park High School (Calif.) helping his school to its first ever state championship appearance in school history in his senior season, where he dropped 28 points, as well as appearances in the CIF finals in his freshman and senior years ... Behind 18.5 ppg, 6.0 apg and 2.0 rpg, helped his team to an undefeated record at home, a 27-7 overall record and finished with First Team All-State, First Team All-CIF, Second Team All-Orange County and First team and MVP of the North Hills league honors ... Also earned First Team All-Crestview League honors in his sophomore and junior seasons and Second Team All-CIF honors in his sophomore year ... Finished his career with over 1,200 points including a 30-point, 10 assist effort against Sierra Vista (Nev.) High School in his senior season and finished with six-three pointers in the Nike Extravaganza against Los Alamitos High School in his sophomore year.

## PERSONAL

Son of Kenny and Tamara Franklin and brother to Julien ... Enjoys photography, fashion and playing 2K in his spare time ... Chose Northeastern over BU, Rice and Hawaii ... Undecided in his major ... Hopes to pursue a career in professional basketball ... Class of 2021.

## SEASON/CAREER HIGHS

### Points:

Season ..... 8, at UNCW -- 2/14/19  
Career ..... 8, at UNCW -- 2/14/19

### Rebounds:

Season ..... 4, vs. Davidson -- 11/18/18  
Career ..... 4, vs. Davidson -- 11/18/18

### Assists:

Season ..... 3, at Davidson -- 11/24/18  
Career ..... 3, at Davidson -- 11/24/18

### Steals

Season ..... 1, at Delaware -- 2/28/19  
..... 1, vs. Davidson -- 11/18/18  
Career ..... 1, 3x, last at Delaware -- 2/28/19

### Blocks

Season .....  
Career .....

### FG made:

Season ..... 3, at UNCW -- 2/14/19  
Career ..... 3, at UNCW -- 2/14/19

### FG attempts:

Season ..... 6, vs. Davidson -- 11/18/18  
Career ..... 6, vs. Davidson -- 11/18/18

### 3FG made

Season ..... 2, at UNCW -- 2/14/19  
Career ..... 2, at UNCW -- 2/14/19

### 3FG attempts

Season ..... 4, vs. Davidson -- 11/18/18  
Career ..... 4, vs. Davidson -- 11/18/18

### FT made:

Season ..... 4, vs. Towson -- 2/23/19  
Career ..... 4, vs. Towson -- 2/23/19

### FT attempts:

Season ..... 4, 3x, last at Drexel -- 3/2/19  
Career ..... 4, 3x, last at Drexel -- 3/2/19

### Minutes:

Season ..... 28, vs. Davidson -- 11/18/18  
Career ..... 28, vs. Davidson -- 11/18/18

## CAREER STATISTICS

	GP/GS	MIN/AVG	FG			3-Point			Free Throw			Rebounds				Scoring				
			FG	FGA	PCT	FG	FGA	PCT	FT	FTA	PCT	OFF	DEF	TOT	AVG	AST	BLK	STL	PTS	AVG
2017-18	16-0	58/3.6	5	13	.384	2	8	.250	3	6	.500	0	6	6	0.4	3	0	1	15	0.9
2018-19	28-1	287/10.3	13	42	.310	7	24	.292	16	26	.615	9	15	24	0.9	21	0	2	49	1.8
TOTAL	44-1	332/7.5	18	54	.333	9	32	.281	19	32	.598	9	21	30	0.7	24	0	3	64	1.5



TOMAS  
MURPHY

JUNIOR | FORWARD | 6-8 | 220 | WAKEFIELD, R.I. | NORTHFIELD MOUNT HERMON

## AWARDS/HONORS

- 2018 CAA All-Rookie Team
- CAA Rookie of the Week (Nov. 13, 2018)
- CAA Rookie of the Week (Jan. 15, 2018)

## 2018-19

Scored 11 points on 5-of-7 shooting from the field, two rebounds, a couple assists, and a block in the CAA Championship win over Hofstra to enter the March Madness Tourney (March 12) ... Tied his career best in points with 21, and secured his second double-double of the year with 12 rebounds in 37 minutes in a 73-58 dismantling of Towson on senior night (Feb. 23) ... Was the team's third leading scorer, finishing with 12 points in the win over JMU (Feb. 21) ... Finished with nine points, two rebounds and a steal in a narrow four-point win over UNCW (Feb. 14) ... Scored ten on a perfect 4-of-4 shooting night while also recording two rebounds and a steal in the win over William and Mary (Feb. 7) ... Dominated the glass with five offensive rebounds, while also scoring six points in a away victory over James Madison (Jan. 26) ... Score eight points on 4-of-9 shooting night from the field, in a narrow three-point loss to Towson (Jan. 24) ... Finished with nine points, five rebounds, a steal and an assist in a win over UNCW (Jan. 19) ... Finished with 10 points, and two rebounds in 12 minutes of a blow-out over William & Mary (Jan. 12) ... Collected three offensive boards on a seven rebound, and two-point night against Elon (Jan. 10) ... Scored nine points, two rebounds, and blocked a shot in the narrow win over St. Bonaventure (Dec. 21) ... Ended the game at Syracuse (Dec. 4) with a 70% field goal percentage from the field, along with 8 rebounds ... Finished with a season-high tying 12 points, including a perfect day from the field against No. 16 Virginia Tech (Nov. 16) ... Kicked off the season with a 12-point, four rebound effort against Boston University (Nov. 6) ... Put up his first career double-double against Bucknell (Nov. 28) while setting a new career high in rebounds with 12 ... Finished the game at Syracuse (Dec. 4) with a 70% field goal percentage from the field along with 8 rebounds.

## 2017-18

Finished his rookie season on Huntington Ave. playing in all 33 games on the year while registering 6.6 ppg, 2.4 rpg, and shooting 56.8 percent from the field ... Made collegiate debut in season opener at Boston University where he led the team in scoring with 15 points and six

rebounds (Nov. 10) ... Was perfect in six attempts from the field while grabbing three rebounds to close out his second double-digit scoring game against Kent State (Dec. 18) ... Added 10 points against Charleston (1/11) ... Erupted to lead the team with 17 points, his new career-high, during win over UNCW (1/13) ... Dropped 16 points on 7-for-10 shooting and tallied an assist against Drexel (Jan. 27) ... Put up a career-high 21 points against UNCW, including eight in OT (Feb. 3) ... Dropped nine points and had a steal and an assist against William & Mary (Feb. 17) ... Recorded 11 points while adding four rebounds in CAA semifinal action against UNCW (March 5).

## BEFORE NU

Rated a four-star recruit by ESPN a three-star recruit by Scout and a three-star recruit by Rivals ... a three-year letterwinner at Northeastern Mount Hermon School ... started his high school career at Prout School where he averaged 18 ppg and 10 rpg in his freshman season ... Helped his school to a school record 30 wins behind 10 ppg and 5 rpg in his senior season at NMH where the Hoggars made an appearance in the National Championship game ... Named NEPSAC AAA Honorable Mention in his senior season as well as the Hoophall Classic Single Game MVP in a victory over Suffield Academy (Conn.) ... Won the NEPSAC AAA Championship in his junior season, one of the best prep school leagues in the country.

## PERSONAL

Son of Jay and Paivi Murphy and brother to Erik and Alex ... Father, Jay, played basketball at Boston College from 1980-84 and went on to a four-year NBA career playing two seasons each with the LA Clippers and Washington Bullets before furthering his professional career in Italy and France ... Mother, Paivi, a native of Finland, played basketball professionally in Sweden ... Brothers Erik and Alex both played Division-I basketball ... Erik played four years at the University of Florida before he was drafted 49th overall by the Chicago Bulls in the 2013 NBA Draft and now plays professionally in France while Alex played at both Duke and Florida before finishing his collegiate career at Northeastern last season ... Enjoys fishing and going to the beach in the summer ... He and his high school roommate had a radio show called Roommates on the Radio ... Chose Northeastern over Georgia, Maryland and Florida as well as six other Division-I universities ... Intends to major in Behavioral Neuroscience ... Would like to pursue a career in professional basketball ... Class of 2021.

## SEASON/CAREER HIGHS

## Points:

Season ..... 21, vs. Towson -- 2/23/19  
 ..... 21, at Bucknell -- 11/28/18  
 Career ..... 21, 3x, last vs. Towson -- 2/23/19

## Rebounds:

Season ..... 12, vs. Towson -- 2/23/19  
 ..... 12, at Bucknell -- 11/28/18  
 Career ..... 12, vs. Towson -- 2/23/19  
 ..... 12, at Bucknell -- 11/28/18

## Assists:

Season ..... 7, vs. Eastern Michigan -- 12/1/18  
 Career ..... 7, vs. Eastern Michigan -- 12/1/18

## Steals

Season ..... 2, vs. Towson -- 2/23/19  
 ..... 2, at Bucknell -- 11/28/18  
 Career ..... 2, 3x, last vs. Towson -- 2/23/19

## Blocks

Season ..... 1, 3x, last vs. Hofstra -- 3/12/19  
 Career ..... 1, 5x, last vs. Hofstra -- 3/12/19

## FG made:

Season ..... 8, vs. Towson -- 2/23/19  
 ..... 8, at Bucknell -- 11/28/18  
 Career ..... 8, 3x, last vs. Towson -- 2/23/19

## FG attempts:

Season ..... 14, at Bucknell -- 11/28/18  
 Career ..... 14, at Bucknell -- 11/28/18

## 3FG made

Season ..... 2, 3x, last vs. Towson -- 2/23/19  
 Career ..... 3, at Boston University -- 11/10/17

## 3FG attempts

Season ..... 3, vs. Towson -- 2/23/19  
 Career ..... 6, at Boston University -- 11/10/17

## FT made:

Season ..... 4, 3x, last at Bucknell -- 11/28/18  
 Career ..... 5, 4x, last vs. William & Mary -- 2/17/18

## FT attempts:

Season ..... 5, 3x, last at Syracuse -- 12/4/18  
 Career ..... 6, 4x, last vs. William & Mary -- 2/17/18

## Minutes:

Season ..... 37, vs. Towson -- 2/23/19  
 Career ..... 37, vs. Towson -- 2/23/19

## CAREER STATISTICS

	GP/GS	MIN/AVG	FG			3-Point			Free Throw			Rebounds								Scoring	
			FG	FGA	PCT	FG	FGA	PCT	FT	FTA	PCT	OFF	DEF	TOT	AVG	AST	BLK	STL	PTS	AVG	
2017-18	33-0	533/16.2	88	155	.568	4	16	.250	37	49	.755	39	40	79	2.4	26	3	4	217	6.6	
2018-19	31-8	590/19.0	100	198	.535	13	28	.464	37	50	.740	35	70	105	3.4	27	4	12	250	8.1	
TOTAL	64-8	1113/17.4	188	342	.550	17	44	.386	74	99	.748	75	110	184	2.9	53	7	16	467	7.3	



# JORDAN ROLAND



R-SENIOR | GUARD | 6-1 | 171 | SYRACUSE, N.Y. | WESTHILL | GEORGE WASHINGTON

## AWARDS

- 2019 All-CAA Third Team
- 2019 Preseason All-CAA Second Team

## 2018-19

Had an impressive showing in Salt Lake City, where he finished with a team high 12 points, setting a program record for single-season three pointers made with 99 in the loss against Kansas (March 22) ... Finished scoring in double-digits for the third time in the CAA tournament, scoring 11, dishing a couple assists and blocking one shot in the win over number one Hofstra, to punch a ticket to the tournament (March 12)... Scored 10 points and collected three rebounds in a win against Charleston (March 11) to reach the CAA Championship game for the second year in a row ... Finished with 21 points and three rebounds, going 5-for-10 from beyond the arc to secure a CAA Quarterfinals win against UNCW (March 10) ... Led all scorers with 26, eclipsing the 20-point mark for the ninth game this season (March 2) ... Scored a team-high 19 points, 13 of which were netted in the second half against UNCW (Feb. 14) ... Lit up the court with 21 points, five rebounds, and a pair of assists in an overtime win against Elon (Feb. 9) ... Finished 8-of-12 from three against James Madison (Jan. 26) tying the second place record for made threes in a game by a Husky ... Finished with a game high 20-points for his fifth 20 point game of the season. He also added 4 rebounds 2 assists and a steal against Vermont (Dec. 16) ... Had a 20 point outing with the help of a 5-of-5 day at the free throw line against Oakland (Dec. 8) ... Put up 24 points, 3 steals, and 2 assists against Eastern Michigan (Dec. 1) completing his third 20-point effort of the season ... Paced the huskies with 23 points, on 6-of-9 shooting from deep at Davidson (Nov. 24) ... Had a career night against Harvard (Nov. 9) putting up a career-high 35 points on lights out 7-of-10 shooting from deep, while adding 10-of-11 from the free throw line

## 2017-18

Sat out the season due to NCAA transfer rules.

## 2016-17 (AT GEORGE WASHINGTON)

Started in 11 of 35 games ... ranked second in the A-10 shooting .417 (43-103) from three-point range... scored in double figures in 10 games ... made his first collegiate start vs. Harvard (Nov. 29), playing 27 minutes, and scoring all eight of his points in the second half ... Started vs. Temple (Dec. 7), scoring 14 points on 6-of-9 shooting, including 2-of-4 from behind the arc ... Registered 11 points on

3-of-5 shooting from behind the arc in 21 minutes vs. Howard (Dec. 10) ... Tallied a game- and career-high 27 points on 9-of-13 shooting, including 5-of-9 from long range vs. UCF (Dec. 15) with 22 of his 27 points coming in the second half on 4-of-5 from deep ... Scored a game-high tying 20 points vs. Mason (Jan. 25), shooting 7-of-8, including 5-of-6 from three-point range ... Made a game- and season-high three steals vs. George Mason (Feb. 26) ... Scored 10 points on 4-of-6 shooting, including two threes on back-to-back possessions, to put GW up 53-46 vs. Saint Louis (March 9).

## 2015-16 (AT GEORGE WASHINGTON)

Played in 35 of 38 games ... had seven points in 13 minutes vs. Rutgers (Dec. 12) ... grabbed a season-high three rebounds in four minutes at Dayton (Jan. 15) ... scored a season-high 11 points while knocking down 6-of-6 free throws and his first career three-pointer vs. La Salle (Feb. 21) ... knocked down a three-pointer and finished with five points in the NIT Championship game vs. Valparaiso (March 31).

## BEFORE NU

Was rated the No. 9 rated recruit in New York state, No. 59 point guard in the nation, and No. 70 recruit in the East region according to ESPN.com ... Two-time New York State Class B Player of the Year as a junior and senior ... led Westhill to New York's public school and federation state titles as a junior and senior, including a perfect 27-0 record as a junior in 2013-14 when he averaged 23.9 points, 4.7 rebounds, 3.5 assists and 2.6 steals ... also averaged 21.3 points, 5.8 rebounds, 2.2 assists and 1.5 steals as a senior ... named the All-Central New York Player of the Year by his hometown Syracuse.com and The Post-Standard in 2014 and 2015 ... cemented his first selection as New York State's Player of the Year by averaging 28 points in the playoffs, highlighted by a 41-point outburst (32 in the first half) in a 35-point victory in the Class B state public-school title game ... then added 25 and 31 points in two games to send the Warriors to the state Federation crown ... averaged 22.5 points as a sophomore and had 1,310 points in his first three seasons with the Warriors, also competed for the track and field team at Westhill.

## PERSONAL

Full name is Jordan Jamal Roland ... Son of Rahsaah and Kerry Roland ... Brother to Ryan ... Father, Rahsaah, was a guard at Mercyhurst College and the Lakers' Senior Student-Athlete of the Year in 1996.

## SEASON/CAREER HIGHS

### Points:

Season ..... 35, at Harvard -- 11/9/18  
Career ..... 35, at Harvard -- 11/9/18

### Rebounds:

Season ..... 6, vs. Alabama -- 11/15/18  
Career ..... 6, vs. South Florida -- 12/3/16

### Assists:

Season ..... 4, 3x, last vs. Towson -- 2/23/19  
Career ..... 4, 5x, last vs. Towson -- 2/23/19

### Steals

Season ..... 3, 4x, last at Drexel -- 3/2/19  
Career ..... 3, 5x, last at Drexel -- 3/2/19

### Blocks

Season ..... 1, 8x, last vs. Hofstra -- 3/12/19  
Career ..... 2, 3x, last vs. UIC -- 3/20/17

### FG made:

Season ..... 9, 3x, last at Drexel -- 3/2/19  
Career ..... 9, 4x, last at Drexel -- 3/2/19

### FG attempts:

Season ..... 17, at Drexel -- 3/2/19  
..... 17, vs. Elon -- 2/9/19  
Career ..... 17, at Drexel -- 3/2/19  
..... 17, vs. Elon -- 2/9/19

### 3FG made

Season ..... 8, at James Madison -- 1/26/19  
Career ..... 8, at James Madison -- 1/26/19

### 3FG attempts

Season ..... 12, at James Madison -- 1/26/19  
Career ..... 12, at James Madison -- 1/26/19

### FT made:

Season ..... 10, at Harvard -- 11/9/18  
Career ..... 10, at Harvard -- 11/9/18

### FT attempts:

Season ..... 11, at Harvard -- 11/9/18  
Career ..... 11, at Harvard -- 11/9/18

### Minutes:

Season ..... 42, at Charleston -- 2/16/19  
Career ..... 42, at Charleston -- 2/16/19

## CAREER STATISTICS

			FG			3-Point			Free Throw			Rebounds								Scoring	
	GP/GS	MIN/AVG	FG	FGA	PCT	FG	FGA	PCT	FT	FTA	PCT	OFF	DEF	TOT	AVG	AST	BLK	STL	PTS	AVG	
2015-16	35-0	163/4.7		11	.45	2	14	.143	17	22	.773	5	9	14	0.4	5	1	5	41	1.2	
2016-17	35-11	703/20.1	88	185	.476	43	103	.417	16	23	.696	16	54	70	2.0	24	10	27	235	6.7	
2017-18	Redshirt Season																				
2018-19	34-24	1038/30.5	167	370	.451	99	246	.402	65	72	.903	16	65	81	2.4	58	8	40	498	14.6	
TOTAL	104-35	1904/18.3	266	600	.443	144	363	.397	98	117	.838	37	128	165	1.6	110	19	72	774	7.4	





# GUILIEN SMITH



GRADUATE STUDENT | GUARD | 6-1 | 200 | BOSTON, MASS. | CATHOLIC MEMORIAL | DARTMOUTH

## AWARDS/HONORS

- 2018 CAA All-Rookie Team
- CAA Rookie of the Week (Nov. 13, 2018)
- CAA Rookie of the Week (Jan. 15, 2018)

## 2018-19 (AT DARTMOUTH)

Played in 17 games on the season starting six and finishing with 4.1 ppg, 2.0 rpg ... Put up a season-high 12 points to go alone with a pair of assists at Davidson (Nov. 9) ... Added 11 points and three assists at Loyola (Md.) (Nov. 11) ... Notched eight points and pulled down four rebounds at Brown (Feb. 23) ... Finished with seven points in the season finale at Cornell (March 9).

## 2017-18 (AT DARTMOUTH)

Started first three games before sitting out the rest of the season with an injury ... opened the year with 17 points on 6-of-12 shooting in one-point defeat at Quinnipiac ... provided nine points and three assists against Albany in final appearance ... made all nine of his free throws.

## 2016-17 (AT DARTMOUTH)

One of three players to start every game ... second on the team in scoring, field goals made, free throws made and assists, plus third in rebounds and steals ... scored in double figures in 17 of the 27 contests ... started the season well, averaging 15 points over the first four games while tallying at least 10 in each game ... capped that four-game stretch off with his first career 20-point game (21) at Longwood ... finished December with another five-game streak of posting double-digits in the points column with the last three games the first three Big Green wins of the year ... did most of his damage in 82-68 win at LIU Brooklyn at the foul line, converting 10 of his 12 attempts in scoring 14 points, plus gave out four helpers ... no one on the team produced as many points as he did (29) in a 75-69 victory at Bryant, knocking down 10-of-18 field goals and five three-pointers ... paced the Green with 18 points in a loss at Harvard ... 15-point effort against Penn, including two free throws with six seconds left, and a career-best five assists lifted Dartmouth to a 74-71 win over the Quakers ... dished out five more dimes two games later at Brown in another Big Green victory, 77-74, while tallying 14 points on 6-of-9 shooting ... after hitting up Cornell for 15 points, came back the next night with a team-high 23 thanks to an 8-for-14 performance from the floor with three treys and three steals in the 80-79 overtime triumph over Columbia ... third game with five assists brought about a Dartmouth win as the other two

had done, this time scoring 14 points with four in the final minute on a layup and two free throws to seal the 76-74 victory at Penn, completing a rare series sweep of the Quakers.

## 2015-16 (AT DARTMOUTH)

Took the court in every game as a rookie, starting eight times ... scored in double figures on six occasions ... played sparingly in first seven contests, scoring first collegiate points in the last of those events with a three-pointer at Stanford ... dropped a season-high 13 points at Cal State Bakersfield on 5-of-8 shooting with a pair of three-pointers ... that started a stretch of eight games during which he averaged 9.5 points ... next game pitched in a team-high 12 points at New Hampshire, followed by 11 more with a season-best five rebounds and three assists in a 78-54 blowout of Longwood ... named Ivy League Rookie of the Week for his performances in the first two of those three contests ... hit Fairfield up for 11 points, and Pine Manor as well by hitting 5-of-8 field goals ... contributed 10 points and four rebounds in a one-point, overtime loss at Brown ... his second triple against the Bears had knotted the score at 82 during the extra period ... during final weekend of the season, shot a combined 60 percent (6-of-10) from the floor and 80 percent (4-of-5) with two three-pointers, scoring seven points in a 72-64 triumph over Penn and 11 more in the season finale versus Princeton.

## HIGH SCHOOL

Averaged 19.4 points, 8.2 rebounds and 3.2 assists per game to lead Catholic Memorial to a 24-2 record and the state title as a senior ... Gatorade Massachusetts Boys Basketball Player of the Year and ESPNBoston.com's Mr. Basketball for the state in 2014-15 ... two-time Catholic Conference MVP served as captain his last two years and led the squad to sectional championships in each of those seasons ... topped the team in scoring all three years on the varsity ... twice a member of the Boston Herald Dream Team and the Boston Globe Super Team ... made ESPN's All-State First Team and All-State Defensive Team ... National Honor Society and National World Language Society as a junior and senior.

## PERSONAL

Born on Oct. 24, 1996 in Boston, Massachusetts ... son of Elliott and Kimberly has one brother ... avid music listener and enjoys food, both cooking and eating ... possible economics major with an eye toward a career in business.

## SEASON/CAREER HIGHS

### Points:

Season ..... 12, at Davidson -- 11/19/18  
Career ..... 29, at Bryant -- 12/22/16

### Rebounds:

Season ..... 5, vs. Penn -- 3/2/19  
Career ..... 6, vs. Maine -- 12/10/16

### Assists:

Season ..... 3, at Loyola Md. -- 11/11/18  
Career ..... 5, 3x, last at Penn -- 3/3/17

### Steals

Season ..... 2, vs. Newbury -- 11/6/18  
Career ..... 3, 3x, last vs. Columbia -- 2/18/17

### Blocks

Season ..... 1, vs. Columbia -- 2/9/19  
Career ..... 1, 3x, last vs. Columbia -- 2/18/17

### FG made:

Season ..... 3, at Brown -- 2/23/19  
Career ..... 10, at Bryant -- 12/22/16

### FG attempts:

Season ..... 10 vs. Newbury -- 11/6/18  
Career ..... 18, at Bryant -- 12/22/16

### 3FG made

Season ..... 2, vs. Penn -- 3/2/19  
Career ..... 5, at Bryant -- 12/22/16

### 3FG attempts

Season ..... 7, vs. Newbury -- 11/6/18  
Career ..... 9, at Bryant -- 12/22/16

### FT made:

Season ..... 5, at Cornell -- 3/9/19  
Career ..... 10, at LIU Brooklyn -- 12/18/16

### FT attempts:

Season ..... 7, at Cornell -- 3/9/19  
Career ..... 12, at LIU Brooklyn -- 12/18/16

### Minutes:

Season ..... 35 at Loyola Md. -- 11/11/18  
Career ..... 37, vs. Columbia -- 2/8/17

## CAREER STATISTICS

			FG			3-Point			Free Throw			Rebounds								Scoring	
	GP/GS	MIN/AVG	FG	FGA	PCT	FG	FGA	PCT	FT	FTA	PCT	OFF	DEF	TOT	AVG	AST	BLK	STL	PTS	AVG	
2015-16	28/8	414/14.8	49	129	.380	13	45	.289	29	37	.784	7	30	37	1.3	14	0	11	140	5.0	
2016-17	27/27	778/28.8	107	248	.431	34	92	.370	76	101	.752	11	84	95	3.5	49	1	20	324	12.0	
2017-18	3/3	81/27.0	10	29	.345	2	9	.222	9	91	.000	1	6	7	2.3	4	0	2	31	10.3	
2018-19	17/6	258/15.2	23	73	.315	8	38	.211	16	20	.800	5	29	34	2.0	16	2	8	70	4.1	
Total	75/44	1531/20.4	189	479	.395	57	184	.310	130	167	.778	24	149	173	2.3	83	3	41	565	7.5	



# JASON STRONG



R-SOPHOMORE | FORWARD | 6-8 | 217 | COCONUT CREEK, FLA. | WESTMINSTER ACADEMY

## 2018-19

Went 4-for-5 on the field for nine points off the bench in the first round of the CAA tournament to push the Huskies past UNCW in the Quarterfinals (March 10) ... Efficiently put together a six point outing, going 2-for-2 on the field and adding two rebounds and a block against Drexel (March 2) ... Made 3-of-4 shots from the field in a productive game against St. Bonaventure, (Dec. 21) finishing with seven points and two rebounds in 14 minutes... At Vermont (Dec. 16) Strong scored 13 points and recorded 6 assists for the second straight game ... Handed Oakland a road loss (Dec. 8) while scoring 13 points with 6 rebounds and a block ... Scored a career-high 16 points in 16 minutes of action, also collecting five rebounds against an undermanned Bucknell (Nov. 28) ... Broke out against Davidson (Nov. 18) finishing with nine points.

## 2017-18

After playing in 10 games for the Huskies, suffered a leg injury and received a medical redshirt for his freshman campaign ... Made collegiate debut in home opener against Wentworth (Nov. 12) ... Also saw time against Stanford (Nov. 17), Ohio State (Nov. 19), Utah State (Nov. 24), Furman (Nov. 25), Harvard (Nov. 30), Cornell (Dec. 2), Bucknell (Dec. 5) and St. Bonaventure (Dec. 20).

## BEFORE NU

Three-year letterwinner at Cardinal Gibbons High School and one-year letterwinner at Westminster Academy ... Helped Cardinal Gibbons to a 33-1 record and State Championship and No. 8 ranking in the country title in his sophomore season ... Also won the Kruel Tournament and Kingdom of the Sun Tournament during that season ... Captained the Chiefs in his junior year averaging 18.0 ppg, 7.0 rpg and 5.0 apg where he was named Third Team All-County and team MVP .. transferred to Westminster Academy for his senior season where he finished averaged a double-double finishing with 15.0 ppg, 10.0 rpg and 4.0 apg helping the team to a 28-5 record and State Championship ... Westminster was ranked No. 23 in the nation during the 2017 season ... Named Second Team All-County after his senior season.

## PERSONAL

Son of Rob and Petra Strong and brother to Alex and Steven ... Enjoys music, the beach, and pick up basketball ... A member of the honor roll, the National Honor Society and graduated from Westminster Academy magna cum laude ... Chose Northeastern over Yale, Virginia Tech, Elon, and Chattanooga among others ... Hopes to pursue a career in professional basketball ... Plans to major in business ... Class of 2021.

## SEASON/CAREER HIGHS

### Points:

Season ..... 16, at Bucknell -- 11/28/18  
Career ..... 16, at Bucknell -- 11/28/18

### Rebounds:

Season ..... 6, at Vermont -- 12/16/18  
..... 6, vs. Oakland -- 12/8/18  
Career ..... 6, at Vermont -- 12/16/18  
..... 6, vs. Oakland -- 12/8/18

### Assists:

Season ..... 2, vs. James Madison -- 2/21/19  
Career ..... 2, vs. James Madison -- 2/21/19

### Steals

Season .... 1, 3x, last vs. William & Mary -- 2/7/19  
Career .... 1, 3x, last vs. William & Mary -- 2/7/19

### Blocks

Season ..... 1, 3x, last at Drexel -- 3/2/19  
Career ..... 1, 3x, last at Drexel -- 3/2/19

### FG made:

Season ..... 7, at Bucknell -- 11/28/18  
Career ..... 7, at Bucknell -- 11/28/18

### FG attempts:

Season ..... 10, at Vermont -- 12/16/18  
Career ..... 10, at Vermont -- 12/16/18

### 3FG made

Season ..... 3, vs. Davidson -- 11/18/18  
Career ..... 3, vs. Davidson -- 11/18/18

### 3FG attempts

Season ..... 5, vs. Davidson -- 11/18/18  
Career ..... 5, vs. Davidson -- 11/18/18

### FT made:

Season ..... 2, 3x, last at Drexel -- 3/2/19  
Career ..... 2, 3x, last at Drexel -- 3/2/19

### FT attempts:

Season ..... 3, at Drexel -- 3/2/19  
Career ..... 3, at Drexel -- 3/2/19

### Minutes:

Season ..... 23, at Vermont -- 12/16/18  
Career ..... 23, at Vermont -- 12/16/18

## CAREER STATISTICS

			FG			3-Point			Free Throw			Rebounds								Scoring	
	GP/GS	MIN/AVG	FG	FGA	PCT	FG	FGA	PCT	FT	FTA	PCT	OFF	DEF	TOT	AVG	AST	BLK	STL	PTS	AVG	
2017-18	10-0	31/3.1	0	11	.000	0	3	.000	0	0	.000	1	1	2	0.2	2	0	0	0	0.0	
2018-19	29/3	279/9.6	40	83	.482	10	30	.333	7	10	.700	12	31	43	1.5	6	4	3	97	3.3	
Total	39/3	310/7.9	40	94	.426	10	33	.303	7	10	.700	13	32	45	1.2	8	4	3	97	2.5	





# TYSON WALKER



FRESHMAN | GUARD | 6-0 | 162 | WESTBURY, N.Y. | CHRIST THE KING | NEW HAMPTON SCHOOL

#### BEFORE NU

Rated a three-star recruit and 44th in his position by Rivals.com ... Played four years at Christ the King (N.Y.) and one post grad year at the New Hampton School (N.H.) ... Captained Christ the King to a 22-5 record while making the All-CHSAA regular season and post season team in his senior year... At the New Hampton School, helped his team garner a 23-7 record while making the All-NEPSAC and All-Lakes Region teams.

#### PERSONAL

Son of James and Andrea and brother to Andre, Keyanna and Janel ... undecided in his major ... class of 2023.





# SHAQUILLE WALTERS



R-SOPHOMORE | GUARD/FORWARD | 6-6 | 190 | LONDON, ENGLAND | LEE ACAD. (MAINE) | SANTA CLARA

## 2018-19

Played in 10 games before suffering a hand injury that kept him out for the remainder of the season ... was awarded a medical redshirt

## 2017-18 (AT SANTA CLARA)

Played in 21 games, all as a reserve ... made his debut vs. La Verne (Nov. 10) scoring a career-high 20 points in 23 minutes ... played a career-high 30 minutes at USC (Dec. 14) ... posted a career-best five rebounds vs. Northern Arizona (Nov. 30) and vs. San Jose State (Dec. 21).

## AT LEE ACADEMY

Selected for the Great Britain U20 national team ... played the 2016-17 season at Lee Academy (Maine) where he averaged double-digit points under coach Igor Vrzina.

## BEFORE NU

Graduated from City of London Academy in the spring of 2016 where he played under coach Jackson Gibbons ... earned 2015-16 Elite Academy Basketball League (EABL) East Player of the Year honors after leading City of London Academy to a 12-1 record while averaging 14.6 points, 6.3 rebounds, 3.5 assists, and 2.5 steals ... awarded MVP at the 2014-15 Basketball England National Schools U17 Championships after leading his team to the title game where he posted 21 points, 11 rebounds and 6 assists ... participated in the 2015 Luol Deng Top 50 Camp which features the top 50 players in England.

## PERSONAL

Originally from London, England ... has a younger sister, Sinead Neil-Walters who has an interest in fashion.

## SEASON/CAREER HIGHS

### Points:

Season ..... 4, at Davidson -- 11/24/18  
..... 4, vs. Virginia Tech -- 11/16/18  
Career ..... 20, vs. La Verne -- 11/10/17

### Rebounds:

Season ..... 5, at Davidson -- 11/24/18  
Career ..... 5, 3x, last at Davidson -- 11/24/18

### Assists:

Season ..... 2, vs. Eastern Michigan -- 12/1/18  
..... 2, vs. Alabama -- 11/15/18  
Career ..... 3, vs. Pepperdine -- 12/28/17

### Steals

Season ..... 1, 3x, last vs. E. Michigan -- 12/1/18  
Career ..... 1, 6x, last at Bucknell -- 11/28/18

### Blocks

Season ..... 1, at Davidson -- 11/24/18  
Career ..... 1, 3x, last at Davidson -- 11/24/18

### FG made:

Season ..... 1, 3x, last vs. St. Bonaventure -- 12/21/18  
Career ..... 8, vs. La Verne -- 11/10/17

### FG attempts:

Season ..... 3, vs. Davidson -- 11/18/18  
Career ..... 10, at USC -- 12/14/17

### 3FG made

Season .....  
Career ..... 1, 7x, last vs. BYU -- 1/13/18

### 3FG attempts

Season ..... 2, vs. Virginia Tech -- 11/16/18  
Career ..... 3, 3x, last vs. St. Mary's -- 1/11/18

### FT made:

Season ..... 4, vs. Virginia Tech -- 11/16/18  
Career ..... 4, vs. Virginia Tech -- 11/16/18

### FT attempts:

Season ..... 5, at Davidson -- 11/24/18  
Career ..... 4, 3x, last vs. Virginia Tech -- 11/16/18

### Minutes:

Season ..... 21, at Davidson -- 11/24/18  
Career ..... 30, at USC -- 12/14/17

## CAREER STATISTICS

			FG			3-Point			Free Throw			Rebounds								Scoring	
	GP/GS	MIN/AVG	FG	FGA	PCT	FG	FGA	PCT	FT	FTA	PCT	OFF	DEF	TOT	AVG	AST	BLK	STL	PTS	AVG	
2017-18	21-0	311/14.8	31	67	.463	7	22	.318	10	18	.556	2	35	37	1.8	15	3	4	79	3.8	
2018-19	10-0	123/12.3	3	17	.176	0	2	.000	10	14	.714	1	12	13	1.3	7	1	3	16	1.6	
TOTAL	31-0	434/14.0	34	84	.405	7	24	.292	20	32	.625	3	47	50	1.6	23	4	7	95	3.1	





# Huskies in the Pros





## NORTHEASTERN PLAYERS IN THE PROS

Northeastern University head coach Bill Coen is widely regarded for his ability to evaluate and develop talented players. Now in his 14th season, 22 of Coen's former players have earned professional contracts and 10 Huskies remain active in professional basketball.



**MANNY ADAKO**  
2007-10 • Qatar (retired)

A CAA All-Conference honoree, Adako finished his career ranked 14th all-time at Northeastern in career scoring (1,209) and fourth in career field goal percentage (.541). During his time as a Husky, he posted the sixth and seventh-best seasons all-time from the field (.568 and .566).




**DEVON BEGLEY**  
2014-18 • Luxembourg

Begley played in 123 games during his Husky career finishing with 647 points, 200 assists, 99 steals, and 282 rebounds. A member of the 2017 CAA All-Defensive team, Begley led the CAA with 2.2 steals per game in conference action in 2016-17.




**QUINCY FORD**  
2012-16 • Belgium

A CAA All-Conference and NABC All-District honoree as well as the 2015 CAA Tournament MVP, Ford finished his career at Northeastern ranked in the top-10 on the career scoring chart with 1,617 points while leaving his mark all over the Husky record book. Playing in 130 career games (2nd), Ford finished fifth in career 3FG (204), 7th in career FG made (361), and blocked 113 shots (5th) during his time at Northeastern.



**CHAISSON ALLEN**  
2008-11 • Poland (retired)

A two-time CAA first team All-Conference performer, Allen led the Huskies in dishing out assists in each of his four seasons on campus. He finished his career fourth all-time in assists (430) for Northeastern and ninth in scoring (1,550). The sharp-shooter is fourth on NU's all-time 3-point field goals list, trailing only fellow pros J.J. Barea, Joel Smith, and Matt Janning and second in career steals (232) behind Andre LaFleur.




**BENNET DAVIS**  
2004-07 • Hungary (retired)

Davis finished his Husky career 18th on the career scoring list, totaling 1,185 points during his tenure on Huntington Avenue. He also ranks second in blocks (170) and ninth all-time in rebounds (757), leading the team in 2004-05 and in his senior season of 2006-07 when he also led the Huskies in scoring.



**ANTHONY GREEN**  
2015-19 • Spain

Green finished his Northeastern career taking part in 118 games while playing and starting the final 67 games of his career. Green finished with 96 career blocks, tied for sixth most in program history, while his 68.2 field goal percentage during his senior season was the best in program history while his 65.8 career field goal percentage was just 9 shot attempts short of ranking in the record books (though it also would rank No. 1 among Huskies).



**BAPTISTE BATAILLE**  
2007-10 • France (retired)

Bataille captained the 2009-10 Huskies, who won 20 games, including 14 in CAA play, and advanced to the NIT. Bataille was a CAA All-Academic selection for three straight seasons (2007-10) and played in three postseason games during his time in the red and black.



**SCOTT EATHERTON**  
2013-15 • Germany

A two-time All-Conference, All-Defensive team, All-Tournament team and the 2014 CAA Defensive Player of the Year, Eatherton left his mark in the Husky record book in just two seasons on Huntington Ave. Led the team in scoring and rebounding in each of his seasons on campus and finished his career with the best shooting percentage in Northeastern history (56.6).



**MATT JANNING**  
2007-10 • Spain

Janning ranks fourth all time in NU scoring (1,836) behind the likes of Reggie Lewis, Jose Juan Barea and Pete Harris. Nearly a third of his career points came via the 3-pointer as he ranks third in 3-point field goals (223). A two-time All-CAA First Team selection, Janning helped lead Montepaschi Siena to the Italian League championship in his second pro season.






**BOBBY KELLY**  
2004-07 • Ireland (retired)

Kelly finished his career ranking second all-time in career 3-point field goal percentage (.380) turning in the fifth-best single-season 3-point field goal performance, shooting 44 percent in 2005-06. He was a captain of the 2006-07 squad—Coen's first at Northeastern.



**JONATHAN LEE**  
2010-13 • Georgia

Lee's name appears throughout the NU record books finishing his career second all-time in career 3-point pct. (.404), fifth in career free throw pct. (.798), and 21st in career scoring (1,161). Lee holds the record for the all-time best single-season 3FG pct. performance (.472) and had the seventh-best single-season performance at the free throw line (.846). Lee also is tied for the single-game record for free throws made (18).



**DINKO MARSHAVELSKI**  
2010-11, 13 • Bulgaria (retired)

Marshavelski played in 27 games in his final season at Northeastern. A proven scoring talent, he battled back from an ACL injury suffered before his final season.



**ALEX MURPHY**  
2017 • Hungary

In one season with the Huskies, Alex Murphy left his mark on the program. The Duke and Florida transfer led the team with 168 rebounds, while also adding his name to the record books with a big 3-point shooting day against William & Mary.



**SHAWN OCCEUS**  
2016-19 • NBA G-League

Named the CAA Defensive Player of the Year during his sophomore season, Occeus had a stellar first two seasons on Huntington Ave. before a couple injuries set him back in his third season on campus. Occeus finished with 670 career points in 79 games played, 110 steals, 115 assists and 182 rebounds.



**NKEM OJUGBOH**  
2008-10 • NBA D-League (retired)

Ojougbo finished his career with 849 points to rank 48th all time at Northeastern. He was better known for his rebounding prowess, leading the Huskies in rebounding in 2007-08, at 6.4 per game, and again in 2009-10, at 7.2 per game. He earned CAA All-Academic honors in back-to-back seasons.



**VASA PUSICA**  
207-19 • Italy

In only 60 games in the 'Red and Black' there has not been another player like Pusica. A two-time Lou Henson All-American, two-time First Team All-CAA honoree and two-time USBWA and NABC All-District honoree, he was also named the 2019 CAA tournament MVP. Pusica leaves Northeastern placing 30th in the all-time scoring leaders book and fourth in average points per game, while no other two-year player in Northeastern history has scored more than his 1,061 points.



**JOEL SMITH**  
2010-13 • Mexico (retired)

The shooting guard averaged a team-best 16.1 points per game as a senior and helped lead the Huskies to the CAA regular-season title. Smith was one of the best pure shooters in Northeastern history, and holds the single-season record for 3-pointers made (83). He ranks second in career 3-point field goals made, third in career 3-point percentage, and 13th in career scoring.



**EUGENE SPATES**  
2007-09 • Qatar (retired)

Spates' names also appears in the NU record books. Most notably, he finished his career ranked 10th in career 3-pointers made (140) playing in two career postseason games with the Huskies in his final season on Huntington Ave. Spates, alongside Adako, helped Al Gharafa to win the Qatar Cup in 2014. Spates finished with 29 points in the final, sinking 22 3-pointers during the tournament.



**REGGIE SPENCER**  
2011-15 • Italy (retired)

Over the course of his Northeastern career, Spencer took part in 125 games, starting 82 of them. He tallied 992 career points, 36th all-time on the Northeastern scoring leaders list and took down 648 rebounds over the course of his career, finishing as the Huskies rebound leader during his freshman and sophomore campaigns. His 77 career blocks rank 10th all-time on the career blocks list.



**T.J. WILLIAMS**  
2013-17 • Belgium

Williams' senior season was one for the record books as the 2017 CAA Player of the year led the CAA and ranked 13th nationally with 21.4 ppg, the seventh best mark in school history while his 1,377 career points are 15th most in school history. Northeastern's second ever AP All-American, Williams set the school record in 2016-17 with 202 made FTs while his 403 career assists ranks sixth all-time.



**ZACH STAHL**  
2012-16 • Spain

The 36th Northeastern player to cross the 1,000-point mark, Stahl did so in the most prolific way, on Senior Night. Noted as a "Swiss Army knife-like player" by head coach Bill Coen, Stahl finished his career playing in 128 games (T-3rd), while notching career field goal percentage of 50.4. Stahl pulled down 606 rebounds, dished out 197 assists, blocked 46 shots and finished with 86 steals in his Northeastern career.



**DAVID WALKER**  
2012-16 • Andorra

One of the most prolific 3-point shooters in NU history, Walker finished with his name all over the record book. He topped the charts with 97 3FG in 2015-16 (1st), finishing his career with 250 3FGs (2nd). The 10th ever Husky to cross the 1,500-point plateau finishing with 1,631 (8th). A two-time CAA All-Conference and All-Rookie team honoree, Walker was named NABC All-District first team his senior season and was named MVP of the Reese's All-Star Game.






## NORTHEASTERN GREATS AND PLAYERS IN THE PROS

**JOSE JUAN BAREA (2002-06)**


Barea is regarded by many as the most exciting player ever to wear a Husky uniform. He proved himself as a national leader in both scoring and assists, finishing the 2004-05 season as the first player since 1997-98 to rank in the top 10 in both categories and finishing among the top 20 in his senior season. He was named an AP All-America honorable mention, as well as the CAA Player of the Year and CollegeInsider.com Mid-Major Player of the Year. Barea is second all-time in both scoring and assists at Northeastern. He was signed by the Dallas Mavericks in 2006 and made his NBA debut on Nov. 4, 2006. Barea helped lead Dallas to the NBA title in 2011.

**DAVE CALIGARIS (1973-77)**


Dave Caligaris owns the unofficial title as the greatest pure shooter in the history of NU basketball. He was a renowned scholar-athlete as a two-time Academic All-America selection, graduating summa cum laude with a 3.84 GPA in accounting. Caligaris departed NU as the leader in career points, 1673, and games played, 101, all of which were consecutive. In addition to the academic accolades, he was a District I All-American on the court as a junior and senior. Caligaris went on to earn his MBA from Harvard. He is currently the President for the Green Company, a prestigious real estate developer.

**PETE HARRIS (1977-81)**


Pete Harris was the leader of the 1981 Husky team that advanced to the NCAA Tournament for the first time. Harris is the third all-time leading scorer in NU history and one of only three Huskies to eclipse the 2,000-point plateau. A Street and 's All-American entering his senior season, Harris served as the team's captain and collected All-ECAC, All-New England and All-East honors in his final year. In June of 1981, Harris was drafted by the Phoenix Suns. After a brief professional career, Harris joined the Federal Police in Washington, D.C. and became a member of the Pentagon's S.W.A.T. Team.




Reggie Lewis

**ANDRE LaFLEUR (1983-87)**

While Reggie Lewis was scoring the points, Andre LaFleur was getting him the ball. LaFleur is the best passer in NU history with 894 assists, and graduated as the all-time assists leader in the NCAA. A starter on four consecutive America East championship teams, LaFleur also collected 252 steals and scored 1,143 points. This was all accomplished while setting the university record for most consecutive games played, 128, and minutes played, 4,405. LaFleur captained the Huskies in both the 1985-86 and '86-'87 seasons.

**REGGIE LEWIS (1983-87)**

The greatest athlete ever to wear a Husky uniform, Reggie Lewis' name dominates the Husky record book. He is Northeastern's all-time leading scorer and when he left NU, was ninth on the Division I career scoring list with 2,709 points. Lewis led NU to four consecutive America East championships and four straight appearances in the NCAA tournament. The Huskies went 102-26 (72-6 in conference play) during his career. A first round draft pick of the Celtics in 1987, Lewis became team captain and earned an invitation to the NBA All-Star Game in 1992. He received a posthumous induction into the NU Hall of Fame in 1995.

**PERRY MOSS (1978-82)**

As a junior, Perry Moss teamed with Pete Harris in the backcourt to lead the Huskies to their first-ever NCAA Tournament appearance. Moss and NU repeated the feat in his senior season of 1982. Moss is fourth on NU's all-time scoring list with 1,722 points, and is also third in steals with 197. After college, Moss went on to the Continental Basketball Association, where he helped lead the Tampa Bay Thrillers to the CBA title in 1984-85. He would reach the pinnacle of his professional career playing for Washington, Philadelphia and Golden State of the NBA. Moss went into NU's Hall of Fame in 1992.

**FRANCIS X. "INGA" WALSH (1944-49)**

Walsh was the first dominant player in the history of Husky basketball. He averaged 16.7 points per game over the course of his career, an amazing figure considering the style of play that characterized his era, a slowed down version unlike today's run-and-gun games. His 1,060 total points is still good for 21st on NU's scoring list. After leaving NU, Walsh went to camp with the New York Knicks of the newly formed NBA. Evidence of his stature as one of the greatest NU athletes of all time came with his induction into the first Hall of Fame class in 1974.

**NBA DRAFT PICKS**

Year	Name	Round	Team
1967	Rick Weitzman	8	Boston
1968	Harry Barnes	4	San Diego
1969	Leo Osgood	13	Milwaukee
1973	Mark Jellison	7	Washington
1975	Jim Connors	7	Indiana
1976	John Clark	8	Boston
1978	Dave Caligaris	5	Detroit
1981	Pete Harris	6	Phoenix
	Chip Rucker	9	Milwaukee
1982	Perry Moss	3	Boston
1984	Mark Halsel	5	Chicago
1987	Reggie Lewis	1	Boston
	Andre LaFleur	5	Houston
	Gerry Corcoran	7	Boston

**NBA FREE AGENT SIGNINGS**

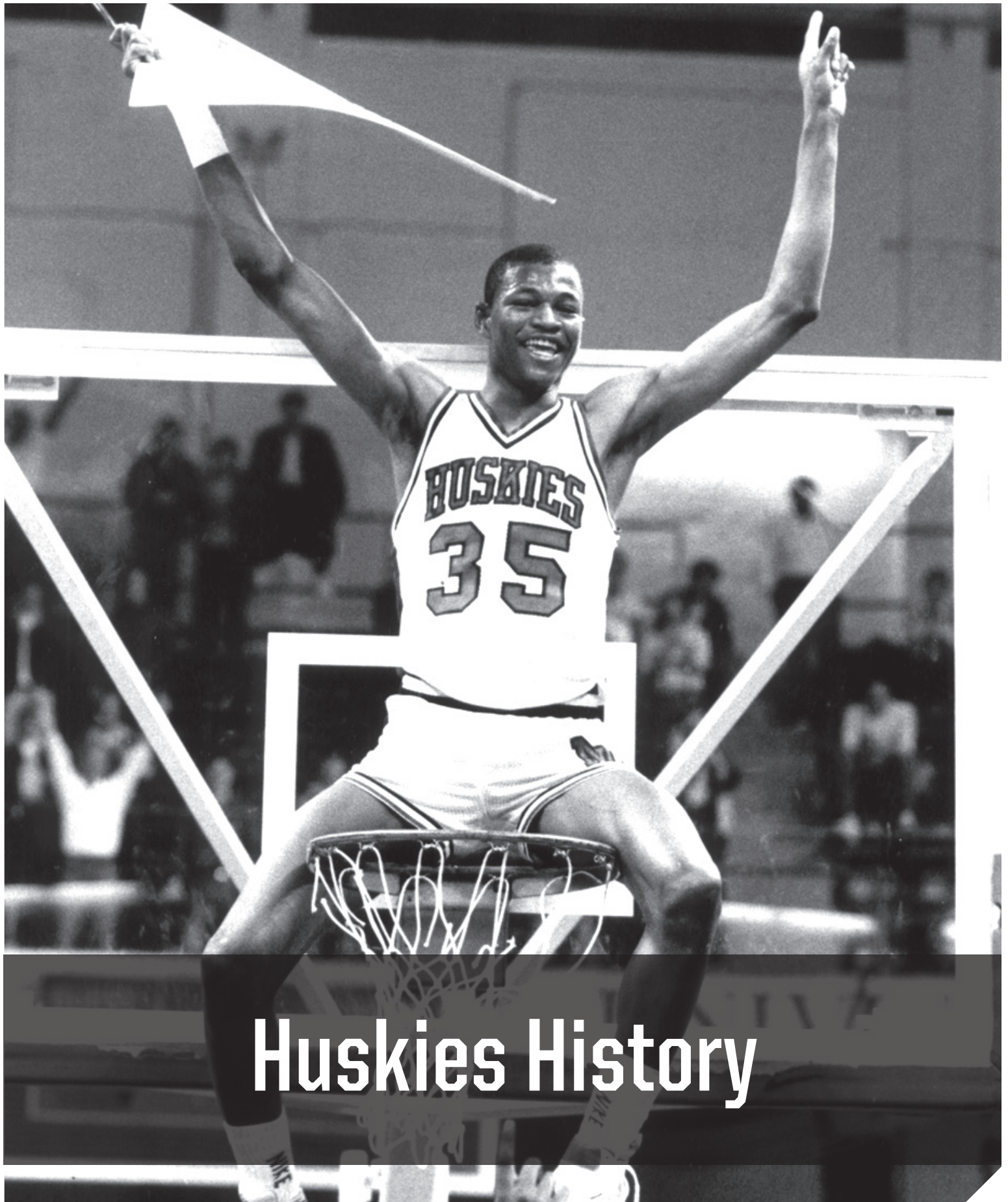
2006	Jose Juan Barea	Dallas Mavericks
2010	Matt Janning	Phoenix Suns
2016	Quincy Ford	Utah Jazz
2017	T.J. Williams	Charlotte Hornets

**NBA DEVELOPMENT LEAGUE DRAFT PICKS**

2001	Lonnie Harrell	1	Huntsville
2015	Joel Smith	72	Canton
2019	Shawn Occeus	2	Salt Lake City



Rick Weitzman (NU's first pro draft pick) and Bill Russell celebrate the 1968 NBA Championship




## Huskies History







## NORTHEASTERN HALL OF FAME



**Above:** James Moxley was a hard-nosed player who scored 1,015 points between 1969-72.



Chaisson Allen  
Inducted 2017




Harry Barnes  
Inducted 1983



James Bowman  
Inducted 2013




Richard Brooks  
Inducted 1999



Steve Carney  
Inducted 2003




John Clark  
Inducted 1987



William Colby  
Inducted 1977



James J. Connolly  
Inducted 1983



Mark Halsel  
Inducted 1997



Pete Harris  
Inducted 1990



Andre LaFleur  
Inducted 2000




Reggie Lewis  
Inducted 1995




Salvatore Lombardo  
Inducted 1978



James Moxley  
Inducted 1996




Leo Osgood  
Inducted 1988



Al Pajonas  
Inducted 1993




Paul Solberg  
Inducted 1980



Wallace Sullivan  
Inducted 1990



Francis "Inga" Walsh  
Inducted 1974



**At right:** Harry Barnes led the Huskies to three straight NCAA regionals and a combined record of 59-21 at Northeastern. He went on to play professionally with the San Diego Rockets of the NBA.







### NORTHEASTERN HALL OF FAME




Jim Calhoun  
Inducted 1985



Dave Caligaris  
Inducted 1989



Dan Callahan  
Inducted 2001




**Above:** Fran Ryan was a Small College All-American for the Huskies, recognized for his all-around talents, particularly his rebounding abilities.




Charles Diehl  
Inducted 1978



Michael Dvorchak  
Inducted 1981



E. Foxy Flumere  
Inducted 1989



John Malvey  
Inducted 1979



Alfred McCoy  
Inducted 1982



Gay Milbrandt  
Inducted 1979



Perry Moss  
Inducted 1992



Keith Motley  
Inducted 1999



Francis Ryan  
Inducted 1984



Kevin Shea  
Inducted 1991



Richard Weitzman  
Inducted 1982



Joe Zabalski  
Inducted 1976

**At left:** Perry Moss is recognized as one of the all-time greats who began the Golden Era of Huskies basketball, leading his 1981 squad to the school's first of seven NCAA tournament appearances.






**Charles Foster**  
1920-21, 1 season  
1-13 (.071)



**Madison Jeffrey**  
1921-23, 2 seasons  
8-25 (.242)



**Rufus Bond**  
1923-29, 6 seasons  
39-59 (.398)



**Al McCoy**  
1929-37, 8 seasons  
63-57 (.517)



**Jim Dunn**  
1937-42, 5 seasons  
25-59 (.310)



**Foxy Flumere**  
1942-45, 3 seasons  
22-28 (.440)



**Eugene Pare**  
1945-46, 1 season  
4-13 (.235)



**William Grinnell**  
1946-48, 2 seasons  
16-18 (.471)



**Joe Zabalski**  
1948-58, 10 seasons  
82-110 (.427)



**Dick Dukeshire**  
1958-71, 13 seasons  
204-100 (.671)



**Jim Bowman**  
1971-72, 1 season  
12-9 (.571)



**Jim Calhoun**  
1972-86, 14 seasons  
250-137 (.646)



**Karl Fogel**  
1986-94, 8 seasons  
131-103 (.560)



**Dave Leitao**  
1994-96, 2 seasons  
22-35 (.386)



**Rudy Keeling**  
1996-01, 5 seasons  
48-92 (.343)



**Ron Everhart**  
2001-06, 5 seasons  
82-68 (.547)



**Bill Coen**  
2006-pres., 13 seasons  
224-197 (.532)

### COEN YEAR BY YEAR

Year	Overall	Pct.	Conf.	Finish	Pct.	Postseason
2006-07	13-19	.406	9-9	T-5th	.500	CAA quarterfinals
2007-08	14-17	.452	9-9	T-6th	.500	CAA quarterfinals
2008-09	19-13	.594	12-6	T-3rd	.667	CAA quarterfinals; CBI quarterfinals
2009-10	20-13	.606	14-4	2nd	.778	CAA semifinals; NIT first round
2010-11	11-20	.355	6-12	T-9th	.333	CAA first round
2011-12	14-17	.452	9-9	7th	.500	CAA quarterfinals
2012-13	20-13	.606	14-4	1st	.778	CAA final; NIT first round
2013-14	11-21	.344	7-9	5th	.438	CAA semifinals
2014-15	23-12	.657	12-6	T-1st	.667	CAA champions; NCAA tournament second round
2015-16	18-15	.545	9-9	6th	.500	CAA semifinals
2016-17	15-16	.484	8-10	6th	.444	CAA quarterfinals
2017-18	23-10	.697	14-4	T-1st	.778	CAA final
2018-19	23-11	.697	14-4	2nd	.778	CAA champions, NCAA tournament
<b>TOTAL</b>	<b>224-197</b>	<b>.532</b>	<b>137-95</b>		<b>.591</b>	

### COACHES YEAR BY YEAR

Name	Years	Record	Overall Record
Charles Foster	1920-21	1-13 (0.71)	1-13 (.071)
Madison Jeffrey	1921-23	8-25 (.242)	9-38 (.191)
Rufus Bond	1923-29	39-59 (.398)	48-97 (.331)
Al McCoy	1929-37	63-57 (.525)	111-154 (.419)
Jim Dunn	1937-42	25-59 (.298)	136-213 (.390)
Foxy Flumere	1942-45	22-28 (.440)	158-241 (.396)
Eugene Pare	1945-46	4-13 (.235)	162-254 (.389)
William Grinnell	1946-48	16-18 (.471)	178-272 (.396)
Joe Zabalski	1948-58	82-110 (.427)	260-382 (.405)
Dick Dukeshire	1958-71	204-100 (.671)	464-482 (.490)
Jim Bowman	1971-72	12-9 (.571)	476-491 (.492)
Jim Calhoun	1972-86	250-137 (.646)	726-628 (.536)
Karl Fogel	1986-94	131-102 (.560)	857-730 (.540)
Dave Leitao	1994-96	22-35 (.386)	879-765 (.535)
Rudy Keeling	1996-01	48-92 (.343)	927-857 (.520)
Ron Everhart	2001-06	82-68 (.547)	1009-925 (.522)
Bill Coen	2006-pres.	224-197 (.532)	1233-1122 (.524)
<b>Totals</b>	<b>99 seasons</b>		<b>1233-1122 (.524)</b>

### NORTHEASTERN'S MILESTONE WINS

No.	Opponent	Date	Score
1	vs. Harvard	1/19/21	41-31
100	vs. Pratt Institute	2/1/35	28-23
200	vs. Maine	1/20/51	77-69
300	vs. Norwich	2/2/62	76-65
400	vs. WPI	12/16/67	106-80
500	vs. Harvard	1/7/74	55-54
600	vs. Fairfield	1/3/81	79-69
700	vs. BU	3/9/85	68-67
800	vs. CCSU	2/27/90	81-61
900	vs. Maine	2/27/98	74-54
1000	vs. Hofstra	1/21/06	89-73
1100	vs. William & Mary	3/2/12	57-49
1200	vs. Hofstra	1/25/18	81-67

### NORTHEASTERN'S TOP SCORING GAMES


Date	NU	Opponent
11/24/90	NU 152	Loyola Mary. 123
12/3/84	NU 128	Suffolk 72
1/29/73	NU 112	Tufts 78
3/1/57	NU 109	Maine 90
<b>2/3/18</b>	<b>NU 107</b>	<b>UNCW 100</b>
12/4/92	NU 108	George Mason 87
1/17/85	NU 108	Keene State 68
12/17/66	NU 106	Middlebury 70
12/16/67	NU 106	WPI 80
1/28/84	NU 106	Utica 86
12/26/86	NU 105	Bradley 110
11/22/05	NU 105	Lasell 57
2/23/17	NU 105	Elon 104

### OPPONENTS' TOP-SCORING GAMES


Date	Opponent	NU
11/24/90	Loyola Mary.	123 NU 152
1/9/45	Rhode Island	110 NU 55
2/5/77	Syracuse	110 NU 70
12/27/86	Bradley	110 NU 105
3/4/01	Delaware	110 NU 66
12/21/74	Pennsylvania	107 NU 72
1/17/76	Rider	107 NU 82
1/12/43	Rhode Island	106 NU 64




## CONFERENCE HONORS



Jose  
Juan  
Barea



Andre  
LaFleur



Scott  
Eatherton



Matt  
Janning

### Player of the Year

1981-82	Perry Moss
1983-84	Mark Halsel
1984-85	Reggie Lewis
1985-86	Reggie Lewis
1986-87	Reggie Lewis
2005-06	Jose Juan Barea
2016-17	T.J. Williams

### Rookie of the Year

1983-84	Reggie Lewis
1984-85	Kevin McDuffie
1998-99	Jean Bain
2004-05	Shawn James
2006-07	Matt Janning

### Defensive Player of the Year

2004-05	Shawn James
2005-06	Shawn James
2013-14	Scott Eatherton
2017-18	Shawn Occeus

### Coach of the Year

1985-86	Jim Calhoun
1986-87	Karl Fogel
2004-05	Ron Everhart
2017-18	Bill Coen

### Scoring Champion

1981-82	Perry Moss (23.7)
1984-85	Reggie Lewis (24.1)
1985-86	Reggie Lewis (23.8)
1986-87	Reggie Lewis (23.3)
2005-06	Jose Juan Barea (21.0)
2015-16	David Walker (17.9)
2016-17	T.J. Williams (21.6)

### First-Team All-Conference

1979-80	Pete Harris
1980-81	Pete Harris
	Chip Rucker
1981-82	Mark Halsel
	Perry Moss
1982-83	Mark Halsel
1983-84	Mark Halsel
1984-85	Reggie Lewis
1985-86	Andre LaFleur
	Reggie Lewis
1986-87	Andre LaFleur
	Reggie Lewis
1987-88	Kevin McDuffie
1989-90	Steve Carney
2003-04	Jose Juan Barea
2004-05	Jose Juan Barea

2005-06	Jose Juan Barea
2008-09	Matt Janning
2009-10	Chaiison Allen
	Matt Janning
2010-11	Chaiison Allen
2012-13	Joel Smith
2014-15	Scott Eatherton
2015-16	David Walker
2016-17	T.J. Williams
2017-18	Vasa Pusica
2018-19	Vasa Pusica

### Second-Team All-Conference

1983-84	Reggie Lewis
1984-85	Andre LaFleur
	Quinton Dale
1985-86	John Williams
1987-88	John Williams
1988-89	Derrick Lewis
1989-90	Barry Abercrombie
	George Yuille
1990-91	Marcellus Anderson
	Maurice Brighthaupt
	Steve Carney
1992-93	Anthony Brown
	Dan Callahan
1994-95	Dan Callahan
1997-98	Ty Mack
2007-08	Matt Janning
2013-14	Scott Eatherton
2014-15	David Walker
2015-16	Quincy Ford

### Third-Team All-Conference

1998-99	Marcus Blossom
1999-00	Marcus Blossom
2000-01	Marcus Blossom
	Ricky Cranford
2001-02	Jean Bain
2002-03	Jose Juan Barea
	Sylbrin Robinson
	Javorie Wilson
2003-04	Javorie Wilson
2004-05	Marcus Barnes
	Shawn James
2005-06	Shawn James
2006-07	Bennet Davis
2008-09	Manny Adako
2009-10	Manny Adako
2011-12	Jonathan Lee
2012-13	Quincy Ford
	Jonathan Lee
2018-19	Jordan Roland

### All-Rookie Team

1983-84	Andre LaFleur
	Reggie Lewis
1984-85	Kevin McDuffie
1985-86	Melvin Bartee
1987-88	Barry Abercrombie
1989-90	Lamont Hough
1991-92	Anthony Brown
1993-94	Halim Abdullah
1994-95	Rah-Shun Roberts
1995-96	Marcus Wills
1996-97	Terry Kringe
1997-98	Joe Hicks
1998-99	Jean Bain
1999-00	Toby Brittain
2001-02	Aaron Davis
2002-03	Jose Juan Barea
2003-04	Bennet Davis
2004-05	Shawn James
2006-07	Matt Janning
2007-08	Chaiison Allen
2010-11	Ryan Pierson
2011-12	Quincy Ford
2012-13	David Walker
2013-14	T.J. Williams
2017-18	Tomas Murphy

### All-Defensive Team

2005-06	Shawn James
2008-09	Chaiison Allen
2009-10	Chaiison Allen
2010-11	Chaiison Allen
2013-14	Scott Eatherton
	David Walker
2014-15	Scott Eatherton
2016-17	Devon Begley
2017-18	Shawn Occeus

### All-Tournament

(started in 1989)

1989	Derrick Lewis
1991	Ron Lacey
1991	Marcellus Anderson
1991	Dexter Jenkins
1995	Dan Callahan
1995	Lonnie Harrell
2003	Jose Juan Barea
2005	Jose Juan Barea
2006	Shawn James
2010	Matt Janning
2013	Jonathan Lee
2014	Scott Eatherton
2015	Scott Eatherton
	Quincy Ford
	David Walker

2018	Vasa Pusica
	Shawn Occeus
2019	Vasa Pusica
	Shawn Occeus

### Tournament MVP

1981	Perry Moss
1982	Perry Moss
1984	Mark Halsel
1985	Reggie Lewis
1986	Wes Fuller
1987	Reggie Lewis
1991	Ron Lacey
2015	Quincy Ford
2019	Vasa Pusica

### Dean Ehlers Leadership Award (CAA)

2012-13	Jonathan Lee
2014-15	Caleb Donnelly
2015-16	Caleb Donnelly

### Scholar-Athlete Award

1996	Clyde Fraser
2000	Marcus Blossom
2001	Marcus Blossom
2010	Baptiste Bataille
2016	Caleb Donnelly

### CAA All-Academic First Team

2007-08	Nkem Ojougboh
2008-09	Baptiste Bataille
	Nkem Ojougboh
2009-10	Baptiste Bataille
2014-15	Caleb Donnelly
2015-16	Caleb Donnelly

### CAA All-Academic Second Team

2007-08	Baptiste Bataille
	Matt Janning
2008-09	Matt Janning
2009-10	Matt Janning
2011-12	Jonathan Lee
2012-13	Jonathan Lee

### CAA All-Academic Honorable Mention

2011-12	Ryan Pierson
---------	--------------

### 6th Man of the Year

2017-18	Bolden Brace
---------	--------------

**Note:** Northeastern competed in the America East Conference from the 1979-80 season to the 2004-05 season and has competed in the Colonial Athletic Association since the 2005-06 season.





## NATIONAL HONORS

### AP All-America

2006	Jose Juan Barea
	Honorable Mention
2017	T.J. Williams
	Honorable Mention

### Lou Henson All-America

2010	Matt Janning
2017	T.J. Williams
2018	Vasa Pusica

### NABC All-District

1969-70	Jim Moxley (3rd)
1974-75	John Clark (3rd)
1975-76	John Clark (3rd)
1976-77	Dave Caligaris (3rd)
1977-78	Dave Caligaris (2nd)
1978-79	Pete Harris (3rd)
1979-80	Pete Harris (2nd)
1980-81	Pete Harris (1st)
1982-83	Mark Halsel (1st)
1983-84	Mark Halsel (1st)
1984-85	Reggie Lewis (1st)
1985-86	Reggie Lewis (1st)
1986-87	Reggie Lewis (1st)
1989-90	Steve Carney (2nd)
1990-91	Steve Carney (2nd)
2003-04	J.J. Barea (2nd)
2004-05	J.J. Barea (2nd)
2005-06	J.J. Barea (2nd)
2007-08	Matt Janning (2nd)
2008-09	Matt Janning (1st)
2009-10	Chaiison Allen (1st)
	Matt Janning (2nd)
2010-11	Chaiison Allen (2nd)
2012-13	Joel Smith (1st)
	Bill Coen (Coach)
2013-14	Scott Eatherton (2nd)
2014-15	Scott Eatherton (1st)
	David Walker (2nd)
2015-16	David Walker (1st)
	Quincy Ford (2nd)
2016-17	T.J. Williams (1st)
2017-18	Vasa Pusica (1st)
	Bill Coen (Coach)
2018-19	Vasa Pusica (1st)

### USBWA All-District

2009-10	Bill Coen (Coach)
	Matt Janning
2012-13	Bill Coen (Coach)
2014-15	Scott Eatherton
2015-16	David Walker
2016-17	T.J. Williams
2017-18	Vasa Pusica
2018-19	Vasa Pusica

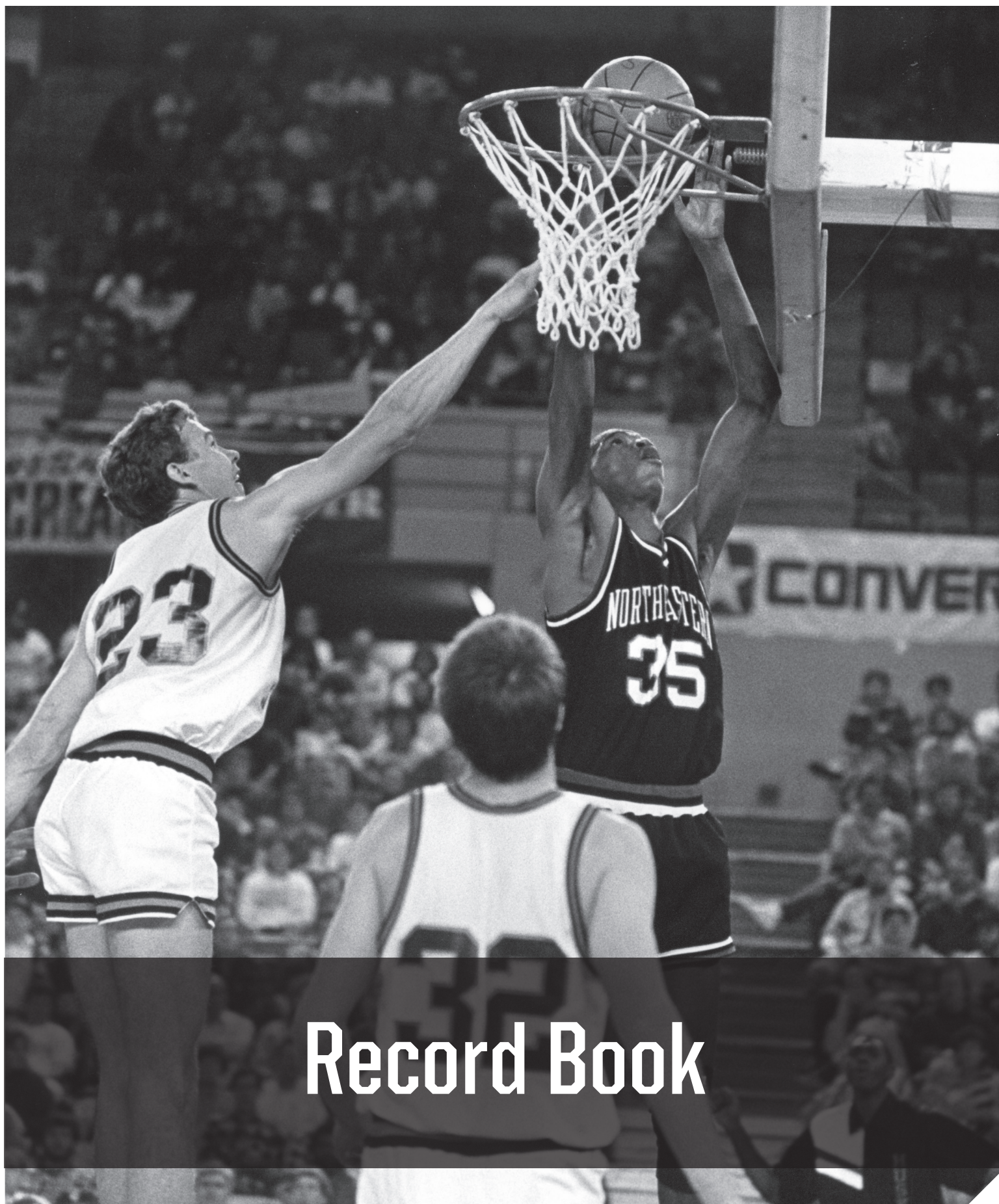
### Academic All-America

1977	Dave Caligaris
1978	Dave Caligaris

### Hugh Durham National Coach of the Year Finalist

2013	Bill Coen
2019	Bill Coen






## Record Book






## SCORING LEADERS

Northeastern has had 38 players to reach 1,000 points in their Husky career, which ranks 33rd in the nation in total 1,000-point scorers all-time



Coach Jim Calhoun and  
Pete Harris (1977-81)

**Reggie Lewis**

The Huskies' all-time leading scorer also has the NU mark for points in a season (748 in 1984-85) and is tied for most points in a game (41 versus Siena in 1986) with Jose Juan Barea. Lewis played with six of NU's top 25 scorers during his career from 1983-87: Mark Halsel (seventh), John Williams (10th), Derrick Lewis (11th), Kevin McDuffie (15th), Andre LaFleur (19th) and Wes Fuller (22nd).

**1. Reggie Lewis**

Year	GP	PTS	AVG
1983-84	32	571	17.8
1984-85	31	748	24.1
1985-86	30	714	23.8
1986-87	29	676	23.3
<b>Totals</b>	<b>122</b>	<b>2709</b>	<b>22.2</b>

**2. Jose Juan Barea**

2002-03	28	477	17.0
2003-04	26	538	20.7
2004-05	30	665	22.2
2005-06	29	610	21.0
<b>Totals</b>	<b>113</b>	<b>2290</b>	<b>20.3</b>

## CAREER SCORING LEADERS

**3. Pete Harris**

Year	GP	PTS	AVG
1977-78	26	431	16.6
1978-79	26	572	22.0
1979-80	27	564	20.8
1980-81	30	600	20.0
<b>Totals</b>	<b>109</b>	<b>2167</b>	<b>19.9</b>

**4. Matt Janning**

2006-07	32	370	11.6
2007-08	31	499	16.1
2008-09	32	459	14.3
2009-10	33	508	15.4
<b>Totals</b>	<b>128</b>	<b>1836</b>	<b>14.3</b>

**5. Perry Moss**

1978-79	26	199	7.7
1979-80	27	306	11.1
1980-81	30	507	16.9
1981-82	30	710	23.7
<b>Totals</b>	<b>113</b>	<b>1722</b>	<b>15.2</b>

**6. Dave Caligaris**

1974-75	24	135	5.6
1975-76	25	354	14.2
1976-77	26	544	20.9
1977-78	26	640	24.6
<b>Totals</b>	<b>101</b>	<b>1673</b>	<b>16.6</b>

**7. Mark Halsel**

1980-81	26	92	3.5
1981-82	30	340	11.3
1982-83	28	546	19.5
1983-84	32	673	21.0
<b>Totals</b>	<b>116</b>	<b>1651</b>	<b>14.2</b>

**8. David Walker**

2012-13	33	204	6.2
2013-14	32	367	11.5
2014-15	35	469	13.4
2015-16	33	591	17.9
<b>Totals</b>	<b>133</b>	<b>1631</b>	<b>12.3</b>

**T-9. Quincy Ford**

Year	GP	PTS	AVG
2011-12	31	357	11.5
2012-13	33	402	12.2
2013-14	2	17	8.5
2014-15	35	364	10.4
2015-16	29	477	16.4
<b>Totals</b>	<b>130</b>	<b>1617</b>	<b>12.4</b>

**T-9. John Clark**

1972-73	26	323	12.4
1973-74	25	364	14.6
1974-75	23	419	18.2
1975-76	25	511	20.4
<b>Totals</b>	<b>99</b>	<b>1617</b>	<b>16.3</b>

**11. Chaiison Allen**

2007-08	31	285	9.2
2008-09	32	333	10.4
2009-10	33	448	13.6
2010-11	29	484	16.7
<b>Totals</b>	<b>125</b>	<b>1550</b>	<b>12.4</b>

**12. Marcus Blossom**

1997-98	28	185	6.6
1998-99	28	455	16.3
1999-00	26	387	14.9
2000-01	29	448	15.4
<b>Totals</b>	<b>111</b>	<b>1475</b>	<b>13.3</b>

**13. John Williams**

1984-85	31	233	7.5
1985-86	31	418	13.5
1986-87	34	397	11.7
1987-88	28	395	14.1
<b>Totals</b>	<b>124</b>	<b>1443</b>	<b>11.6</b>

**14. Derrick Lewis**

Year	GP	PTS	AVG
1986-87	33	480	14.6
1987-88	26	380	14.6
1988-89	28	534	19.1
<b>Totals</b>	<b>87</b>	<b>1394</b>	<b>16.0</b>

**15. T.J. Williams**

2013-14	30	208	6.9
2014-15	35	337	9.6
2015-16	28	190	6.8
2016-17	30	642	21.4
<b>Totals</b>	<b>123</b>	<b>1377</b>	<b>11.2</b>

**16. Joel Smith**

2009-10	27	50	1.9
2010-11	31	378	12.2
2011-12	31	401	12.9
2012-13	31	499	16.1
<b>Totals</b>	<b>120</b>	<b>1328</b>	<b>10.8</b>

**17. Manny Adako**

2006-07	32	171	5.3
2007-08	31	328	10.6
2008-09	30	340	11.3
2009-10	33	370	11.2
<b>Totals</b>	<b>126</b>	<b>1209</b>	<b>9.6</b>

**18. Anthony Brown**

1991-92	28	345	12.3
1992-93	28	328	11.7
1993-94	27	524	19.4
<b>Totals</b>	<b>83</b>	<b>1197</b>	<b>14.4</b>

**19. Ben Harlee**

1990-91	25	62	2.5
1991-92	28	361	12.9
1992-93	28	346	12.4
1993-93	4	51	12.7
1994-95	29	370	12.2
<b>Totals</b>	<b>114</b>	<b>1190</b>	<b>10.4</b>

**20. Kevin McDuffie**

1984-85	31	251	8.1
1985-86	31	279	9.0
1986-87	34	312	9.2
1987-88	27	344	12.7
<b>Totals</b>	<b>123</b>	<b>1186</b>	<b>9.6</b>

**21. Bennet Davis**

2003-04	30	209	7.0
2004-05	31	247	8.0
2005-06	30	248	8.3
2006-07	32	481	15.0
<b>Totals</b>	<b>123</b>	<b>1185</b>	<b>9.6</b>

**22. Chip Rucker**

1977-78	23	201	8.7
1978-79	26	341	13.1
1979-80	27	299	11.0
1980-81	30	331	11.0
<b>Totals</b>	<b>106</b>	<b>1172</b>	<b>11.1</b>

**23. Jack Malvey**

Year	GP	PTS	AVG
1961-62	24	390	16.3
1962-63	27	401	14.9
1963-64	23	379	16.5
<b>Totals</b>	<b>74</b>	<b>1170</b>	<b>15.9</b>

**24. Jonathan Lee**


2009-10	12	13	1.1
2010-11	31	366	11.8
2011-12	31	451	14.5
2012-13	24	331	13.8
<b>Totals</b>	<b>98</b>	<b>1161</b>	<b>10.3</b>




## SCORING LEADERS



Quincy Ford



Roland Braswell



David Walker

### 25. Andre LaFleur

1983-84	32	213	6.8
1984-85	31	233	7.5
1985-86	31	336	10.8
1986-87	34	361	10.6
<b>Totals</b>	<b>128</b>	<b>1143</b>	<b>8.9</b>

### 26. Bill Colby

1955-56	21	448	21.3
1956-57	23	343	14.9
1957-58	20	334	16.7
<b>Totals</b>	<b>64</b>	<b>1125</b>	<b>17.6</b>

### 27. Harry Barnes

1965-66	26	328	12.6
1966-67	26	328	12.6
1967-68	27	458	16.9
<b>Totals</b>	<b>79</b>	<b>1114</b>	<b>14.1</b>

### 28. Wes Fuller

1983-84	32	239	7.5
1984-85	31	189	6.1
1985-86	31	304	9.8
1986-87	34	337	9.9
<b>Totals</b>	<b>128</b>	<b>1069</b>	<b>8.4</b>

### 29. Harold Miller

1995-96	27	83	3.1
1996-97	27	262	9.7
1997-98	28	377	13.5
1998-99	26	342	12.9
<b>Totals</b>	<b>108</b>	<b>1064</b>	<b>9.9</b>

### 30. Vasa Pusica

2017-18	33	592	17.9
2018-19	27	469	17.4
<b>Totals</b>	<b>60</b>	<b>1061</b>	<b>17.7</b>

### 31. Francis X. "Inga" Walsh

Year	GP	PTS	AVG
1944-45	15	262	17.5
1946-47	15	174	11.6
1947-48	18	304	16.9
1948-49	16	320	17.5
<b>Totals</b>	<b>64</b>	<b>1060</b>	<b>16.6</b>

### 32. Fran Ryan

1961-62	20	257	12.9
1962-63	26	369	14.2
1963-64	25	408	16.3
<b>Totals</b>	<b>71</b>	<b>1034</b>	<b>14.6</b>

### 33. Aaron Davis

2001-02	23	263	11.4
2002-03	29	279	9.6
2003-04	29	199	6.9
2004-05	30	292	9.7
<b>Totals</b>	<b>111</b>	<b>1033</b>	<b>9.3</b>

### 34. Zach Stahl

2012-13	29	165	5.7
2013-14	32	237	7.4
2014-15	35	290	8.3
2015-16	32	338	10.6
<b>Totals</b>	<b>128</b>	<b>1030</b>	<b>8.0</b>

### 35. Scott Eatherton

2013-14	32	508	15.9
2014-15	35	513	14.7
<b>Totals</b>	<b>67</b>	<b>1021</b>	<b>15.3</b>

### 36. Leo Osgood

1966-67	26	401	15.4
1967-68	18	291	16.2
1968-69	21	325	15.5
<b>Totals</b>	<b>65</b>	<b>1017</b>	<b>15.6</b>

### 37. Dexter Jenkins

1987-88	28	111	4.0
1988-89	23	232	10.1
1989-90	28	246	9.1
1990-91	33	428	13.0
<b>Totals</b>	<b>112</b>	<b>1017</b>	<b>9.1</b>

### 38. Jim Moxley

1969-70	22	320	14.5
1970-71	21	326	15.5
1971-72	21	369	17.5
<b>Totals</b>	<b>64</b>	<b>1015</b>	<b>15.9</b>

### 39. Reggie Spencer

Year	GP	PTS	AVG
2011-12	31	212	6.8
2012-13	33	323	9.8
2013-14	29	268	9.2
2014-15	32	189	5.6
<b>Totals</b>	<b>125</b>	<b>992</b>	<b>7.9</b>

### 40. Lamont Hough

1989-90	27	303	11.2
1990-91	31	161	5.2
1991-92	25	257	10.3
1992-93	28	267	9.5
<b>Totals</b>	<b>111</b>	<b>988</b>	<b>8.9</b>

### 41. Jean Bain

1998-99	28	276	9.9
1999-00	18	175	9.7
2000-01	29	226	7.8
2001-02	28	297	9.5
<b>Totals</b>	<b>103</b>	<b>974</b>	<b>9.5</b>

### 42. Steve Carney

1987-88	26	144	5.5
1988-89	28	173	6.2
1989-90	23	314	13.7
1990-91	31	335	10.8
<b>Totals</b>	<b>108</b>	<b>966</b>	<b>8.9</b>

### 43. Marcus Barnes

2003-04	28	477	17.0
2004-05	30	476	15.9
<b>Totals</b>	<b>58</b>	<b>966</b>	<b>16.4</b>

### 44. Damon Singletary

1992-93	19	44	2.3
1993-94	27	316	11.7
1994-95	28	330	11.8
1995-96	28	261	9.3
<b>Totals</b>	<b>102</b>	<b>951</b>	<b>9.3</b>

### 45. Lonnie Harrell

1994-95	29	484	16.7
1995-96	28	465	16.6
<b>Totals</b>	<b>57</b>	<b>949</b>	<b>16.6</b>

### 46. Steve Ramos

1973-74	25	262	10.9
1974-75	24	226	9.4
1975-76	24	144	6.0
1976-77	26	308	11.8
<b>Totals</b>	<b>99</b>	<b>940</b>	<b>9.5</b>

### 47. Jim Connors

Year	GP	PTS	AVG
1972-73	26	287	11.0
1973-74	19	225	11.8
1974-75	24	403	16.8
<b>Totals</b>	<b>69</b>	<b>915</b>	<b>13.7</b>

### 48. Tom Martin

1961-62	24	234	9.8
1962-63	27	374	13.9
1963-64	24	299	12.4
<b>Totals</b>	<b>75</b>	<b>907</b>	<b>12.1</b>

### 49. Rick Weitzman

1964-65	24	212	8.8
1965-66	26	372	14.3
1966-67	25	319	12.7
<b>Totals</b>	<b>75</b>	<b>903</b>	<b>12.0</b>

### 50. Eric Jefferson

1978-79	25	96	3.8
1979-80	27	234	8.6
1980-81	30	261	8.7
1981-82	30	311	10.4
<b>Totals</b>	<b>112</b>	<b>902</b>	<b>8.0</b>



Dave Caligaris





## SCORING

## POINTS SCORED

## GAME

	41	Jose Juan Barea vs. Stony Brook (3/5/05)
	41	Reggie Lewis vs. Siena (2/19/86)
3.	40	Bolden Brace at Elon (2/23/17)
4.	39	Reggie Lewis at Boston University (2/8/86)
	39	Dave Caligaris vs. Delaware (12/29/77)
	39	Mal Henry vs. AIC (2/2/45)
7.	38	Jose Juan Barea vs. Maine (3/3/03)
	38	Reggie Lewis vs. Canisius (2/5/85)
	38	Bill Colby vs. Clark (2/1/56)
10.	36	Quincy Ford at James Madison (2/18/16)
	36	Jose Juan Barea at New Hampshire (2/2/05)
	36	Marcus Barnes vs. Hartford (3/6/04)
	36	Lonnie Harrell vs. New Hampshire (2/11/95)
	36	Reggie Lewis vs. Hartford (2/4/86)
	36	Mark Halsel at Cornell (12/10/83)
	36	Bill Colby vs. Springfield (2/13/56)
17.	35	<b>Jordan Roland at Harvard (11/9/18)</b>
	35	JJ Barea vs. Cornell (11/20/04)
	35	Reggie Lewis vs. Oklahoma (3/13/86)
	35	Dave Caligaris at Bentley (1/27/77)
20.	34	Matt Janning at Rhode Island (11/28/07)
	34	Tyrone Mack at Hofstra (1/29/98)
	34	Lin Lattimore vs. Navy (12/4/97)
	34	Reggie Lewis at Niagara (2/5/87)
	34	Reggie Lewis vs. La Salle (12/27/86)
	34	Reggie Lewis vs. Canisius (2/22/86)
	34	Perry Moss vs. Boston University (1/26/82)
	34	Perry Moss vs. Siena (12/1/81)
	34	Dave Caligaris vs. Wagner (3/1/78)
	34	Dave Caligaris vs. Colgate (2/4/78)
30.	33	T.J. Williams vs. UNCW (2/16/17)
	33	JJ Barea at Maine (1/28/04)
	33	Marcus Barnes at Vermont (1/7/04)
	33	Anthony Brown at Boston University (3/1/94)
	33	Anthony Brown vs. George Mason (12/4/93)
	33	Reggie Lewis at Colgate (2/9/87)
	33	Reggie Lewis at Vermont (1/28/87)
	33	Reggie Lewis vs. Siena (1/17/87)
	33	Reggie Lewis vs. Maine (1/9/85)
	33	Pete Harris vs. New Hampshire (1/29/79)
	33	Dave Caligaris vs. Brandeis (12/8/77)
41.	32	David Walker vs. Towson (1/21/16)
	32	JJ Barea at Old Dominion (1/7/06)
	32	JJ Barea vs. Maine (2/26/04)
	32	Anthony Brown at Drexel (3/5/94)
	32	Derrick Lewis vs. Hartford (1/11/89)
	32	Derrick Lewis at Boston University (2/28/87)
	32	Reggie Lewis vs. Louisville (11/28/86)
	32	Reggie Lewis vs. Illinois State (12/28/84)
	32	Perry Moss vs. Canisius (2/15/82)
	32	Perry Moss vs. Iona (12/12/81)
51.	31	Vasa Pusica vs. Boston University (11/6/18)
	31	David Walker at Western Michigan (12/7/15)
	31	JJ Barea at New Hampshire (1/4/04)
	31	Marcus Barnes at West Virginia (11/29/03)
	31	Anthony Brown vs. Vermont (2/25/93)
	31	Chuckie Moore at Vermont (1/14/93)
	31	Ben Harlee vs. Fairleigh Dickinson (1/13/92)
	31	Derrick Lewis at Vermont (2/1/89)
	31	Reggie Lewis vs. Fairfield (1/22/85)
	31	Reggie Lewis vs. VCU (3/16/84)
	31	Pete Harris vs. New Hampshire (1/15/81)
	31	Perry Moss vs. Towson State (1/2/81)
	31	Pete Harris vs. Baltimore (12/30/78)
	31	Dave Caligaris vs. Boston University (1/10/78)
	31	Vasa Pusica vs. JMU (12/30/17)
	31	Vasa Pusica vs. Elon (2/24/18)
64.	30	T.J. Williams vs. Drexel (1/12/17)
	30	T.J. Williams vs. Boston University (11/11/16)
	30	Quincy Ford at Elon (12/31/15)
	30	David Walker vs. Lipscomb (11/21/15)
	30	JJ Barea vs. Boston University (1/19/05)
	30	JJ Barea at Stony Brook (12/21/04)
	30	JJ Barea at Harvard (11/27/04)
	30	Javorie Wilson vs. Maine (2/12/03)
	30	Ben Harlee at Boston University (2/6/93)
	30	Reggie Lewis at Maryland (11/23/85)
	30	Mark Halsel at Vermont (12/3/83)
	30	Perry Moss at Vermont (1/20/82)
	30	Chip Rucker at Boston University (2/24/81)
	30	Pete Harris at Boston University (2/8/80)
	30	Dave Caligaris at Boston University (2/21/78)
	30	Dave Caligaris at James Madison (12/3/77)
	30	Dave Caligaris vs. Rider (11/27/76)
	30	Vasa Pusica vs. Charleston (3/6/18)

## SEASON

1.	748	Reggie Lewis (31 games)	1984-85
2.	714	Reggie Lewis (30 games)	1985-86
3.	710	Perry Moss (30 games)	1981-82
4.	676	Reggie Lewis (29 games)	1986-87
5.	673	Mark Halsel (32 games)	1983-84
6.	665	Jose Juan Barea (30 games)	2004-05
7.	642	T.J. Williams (30 games)	2016-17
8.	640	Dave Caligaris (26 games)	1977-78
9.	610	Jose Juan Barea (29 games)	2005-06
10.	600	Pete Harris (30 games)	1980-81

## CAREER

1.	2709	Reggie Lewis (122 games)	1983-87
2.	2290	Jose Juan Barea (113 games)	2002-06
3.	2167	Pete Harris (109 games)	1977-81
4.	1836	Matt Janning (128 games)	2006-10
5.	1722	Perry Moss (113 games)	1978-82
6.	1673	Dave Caligaris (101 games)	1974-78
7.	1651	Mark Halsel (116 games)	1980-84
8.	1631	David Walker (133 games)	2012-16
T-9.	1617	Quincy Ford (130 games)	2011-16
T-9.	1617	John Clark (99 games)	1972-76

## SCORING AVERAGE

## SEASON

1.	24.6	Dave Caligaris (26 games)	1977-78
2.	24.1	Reggie Lewis (31 games)	1984-85
3.	23.8	Reggie Lewis (30 games)	1985-86
4.	23.7	Perry Moss (30 games)	1981-82
5.	23.3	Reggie Lewis (29 games)	1986-87
6.	22.2	Jose Juan Barea (30 games)	2004-05
7.	22.0	Pete Harris (26 games)	1978-79
8.	21.4	T.J. Williams (30 games)	2016-17
9.	21.3	Bill Colby (21 games)	1955-56
10.	21.0	Jose Juan Barea (29 games)	2005-06

## CAREER

1.	22.2	Reggie Lewis (122 games)	1983-87
2.	20.3	Jose Juan Barea (113 games)	2002-06
3.	19.9	Pete Harris (109 games)	1977-81
4.	17.7	<b>Vasa Pusica (60 games)</b>	<b>2017-19</b>
5.	17.6	Bill Colby (64 games)	1955-58
6.	17.0	Ty Mack (51 games)	1996-98
7.	16.6	Dave Caligaris (101 games)	1974-78
	16.6	F. "Inga" Walsh (64 games)	1944-49
9.	16.4	Marcus Barnes (58 games)	2003-05
10.	16.3	John Clark (99 games)	1972-76
11.	16.0	Derrick Lewis (87 games)	1986-89

## MOST POINTS SCORED BY CLASS

## FRESHMAN

571,	Reggie Lewis (32 games) -1983-84	17.8 ppg
------	----------------------------------	----------

## SOPHOMORE

748,	Reggie Lewis (31 games) -1984-85	24.1 ppg
------	----------------------------------	----------

## JUNIOR

714,	Reggie Lewis (30 games) -1985-86	23.8 ppg
------	----------------------------------	----------

## SENIOR

710,	Perry Moss (30 games) -1981-82	23.7 ppg
------	--------------------------------	----------

## SCORING LEADERS

NU point-scoring leaders since the 1960-61 season, point total followed by season scoring average

YEAR	PLAYER	G	PTS	AVG.
1960-61	Pete Ducey	20	312	15.6
1961-62	Jack Malvey	24	390	16.3
1962-63	Jack Malvey	27	401	14.9
1963-64	Fran Ryan	25	408	16.3
1964-65	Jim Bowman	24	412	17.2
1965-66	Rick Weitzman	26	372	14.3
1966-67	Leo Osgood	26	401	15.4
1967-68	Harry Barnes	27	458	16.9
1968-69	Leo Osgood	21	325	15.5
1969-70	Jack Maheras	22	324	14.7
1970-71	Jim Moxley	21	326	15.5
1971-72	Jim Moxley	21	369	17.5
1972-73	Mark Jellison	26	492	18.9
1973-74	John Clark	25	364	14.6
1974-75	John Clark	23	419	18.2
1975-76	John Clark	25	511	20.4
1976-77	Dave Caligaris	26	544	20.9
1977-78	Dave Caligaris	26	640	24.6
1978-79	Pete Harris	26	572	22.0
1979-80	Pete Harris	27	564	20.8
1980-81	Pete Harris	30	600	20.0
1981-82	Perry Moss	30	710	23.7
1982-83	Mark Halsel	28	546	19.5
1983-84	Mark Halsel	32	673	21.0
1984-85	Reggie Lewis	31	748	24.1
1985-86	Reggie Lewis	30	714	23.8
1986-87	Reggie Lewis	29	676	23.3
1987-88	John Williams	28	395	14.1
1988-89	Derrick Lewis	28	534	19.1
1989-90	George Yuille	28	388	13.9
1990-91	Dexter Jenkins	33	428	13.0
1991-92	Ben Harlee	28	361	12.9
1992-93	Ben Harlee	28	346	12.4
1993-94	Anthony Brown	27	524	19.4
1994-95	Lonnie Harrell	29	484	16.7
1995-96	Lonnie Harrell	28	465	16.6
1996-97	Ty Mack	24	401	16.7
1997-98	Ty Mack	27	468	17.3
1998-99	Marcus Blossom	28	455	16.3
1999-00	Marcus Blossom	26	387	14.9
2000-01	Ricky Cranford	27	449	16.6
2001-02	Aaron Davis	23	263	11.4
2002-03	Jose Juan Barea	26	477	17.0
2003-04	Jose Juan Barea	26	538	20.7
2004-05	Jose Juan Barea	27	665	22.2
2005-06	Jose Juan Barea	30	610	21.0
2006-07	Bennet Davis	32	481	15.0
2007-08	Matt Janning	31	499	16.1
2008-09	Matt Janning	32	459	14.3
2009-10	Matt Janning	33	508	15.4
2010-11	Chaisson Allen	29	484	16.7
2011-12	Jonathan Lee	31	451	14.5
2012-13	Joel Smith	31	499	16.1
2013-14	Scott Eatherton	32	499	15.9
2014-15	Scott Eatherton	35	513	14.7
2015-16	David Walker	33	591	17.9
2016-17	T.J. Williams	30	642	21.4
2017-18	Vasa Pusica	33	592	17.9
2018-19	Jordan Roland	33	498	14.6



## FIELD GOALS

### FIELD GOALS MADE

#### GAME

1. 17 Jose Juan Barea vs. Stony Brook (3/5/05)
- 17 Reggie Lewis vs. Boston University (2/9/86)
3. 16 Anthony Brown vs. George Mason (12/4/93)
4. 15 Dave Caligaris vs. Maine (2/8/77)
- 15 Dave Caligaris vs. Colgate (2/14/78)
- 15 Reggie Lewis vs. VCU (3/16/84)
- 15 Quinton Dale vs. Maine (3/5/85)
- 15 Dave Caligaris vs. Brandeis (12/8/77)
9. 14 Several players, last Bolden Brace at Elon (2/23/17)

#### SEASON

- |     |     |                            |         |
|-----|-----|----------------------------|---------|
| 1.  | 294 | Reggie Lewis (31 games)    | 1984-85 |
| 2.  | 279 | Perry Moss (30 games)      | 1981-82 |
| 3.  | 268 | Mark Halsel (32 games)     | 1983-84 |
| 4.  | 265 | Reggie Lewis (30 games)    | 1985-86 |
| 5.  | 248 | Reggie Lewis (29 games)    | 1986-87 |
| 6.  | 236 | Dave Caligaris (26 games)  | 1977-78 |
|     | 236 | Pete Harris (26 games)     | 1978-79 |
|     | 236 | Reggie Lewis (32 games)    | 1983-84 |
| 9.  | 233 | Jose Juan Barea (30 games) | 2004-05 |
| 10. | 225 | Pete Harris (27 games)     | 1979-80 |

#### CAREER

- |     |      |                             |         |
|-----|------|-----------------------------|---------|
| 1.  | 1043 | Reggie Lewis (122 games)    | 1983-87 |
| 2.  | 850  | Pete Harris (109 games)     | 1977-81 |
| 3.  | 780  | Jose Juan Barea (113 games) | 2002-06 |
| 4.  | 649  | Mark Halsel (116 games)     | 1980-84 |
| 5.  | 640  | Dave Caligaris (101 games)  | 1974-78 |
| 6.  | 639  | Matt Janning (128 games)    | 2006-10 |
| 7.  | 608  | John Clark (99 games)       | 1972-76 |
| 8.  | 573  | Perry Moss (113 games)      | 1978-82 |
| 9.  | 545  | Marcus Blossom (111 games)  | 1997-01 |
| 10. | 527  | John Williams (124 games)   | 1984-88 |
| 11. | 525  | Quincy Ford (130 games)     | 2011-16 |

### FIELD GOALS ATTEMPTS

#### GAME

1. 34 Reggie Lewis vs. Oklahoma (3/13/86)
2. 32 Jose Juan Barea vs. Stony Brook (3/5/05)
- 32 Perry Moss vs. Iona (12/21/81)
4. 30 Reggie Lewis vs. Boston University (2/8/86)
- 30 Anthony Brown vs. Drexel (3/5/94)
6. 29 Dave Caligaris vs. Maine (2/25/78)
- 29 Perry Moss vs. Villanova (3/14/82)
8. 28 Reggie Lewis vs. Illinois (3/15/85)
- 28 Reggie Lewis vs. La Salle (12/27/86)
10. 27 Several players, last Jose Juan Barea vs. James Madison (12/3/05)

#### SEASON

- |    |     |                            |         |
|----|-----|----------------------------|---------|
| 1. | 585 | Reggie Lewis (31 games)    | 1984-85 |
| 2. | 569 | Perry Moss (30 games)      | 1981-82 |
| 3. | 559 | Reggie Lewis (30 games)    | 1985-86 |
| 4. | 556 | Jose Juan Barea (30 games) | 2004-05 |
| 5. | 522 | Jose Juan Barea (29 games) | 2005-06 |
| 6. | 507 | Mark Halsel (32 games)     | 1983-84 |
|    | 507 | Reggie Lewis (29 games)    | 1986-87 |
| 8. | 467 | Jose Juan Barea (26 games) | 2003-04 |
| 9. | 463 | Dave Caligaris (26 games)  | 1977-78 |
|    | 463 | Pete Harris (30 games)     | 1980-81 |

#### CAREER

- |     |      |                             |         |
|-----|------|-----------------------------|---------|
| 1.  | 2098 | Reggie Lewis (122 games)    | 1983-87 |
| 2.  | 1933 | Jose Juan Barea (113 games) | 2002-06 |
| 3.  | 1684 | Pete Harris (109 games)     | 1977-81 |
| 4.  | 1522 | Matt Janning (128 games)    | 2006-10 |
| 5.  | 1419 | Perry Moss (113 games)      | 1978-82 |
| 6.  | 1305 | Dave Caligaris (101 games)  | 1974-78 |
| 7.  | 1275 | Quincy Ford (130 games)     | 2011-16 |
| 8.  | 1239 | Chaisson Allen (115 games)  | 2007-11 |
| 9.  | 1235 | John Clark (99 games)       | 1972-76 |
| 10. | 1232 | Marcus Blossom (111 games)  | 1997-01 |

### FIELD GOAL PERCENTAGE

#### GAME (8 ATT)

1. 100.0 (10-10) Scott Eatherton vs. Towson (1/10/15)
- 100.0 (9-9) Damon Singletary vs. Delaware (1/13/96)
- 100.0 (8-8) Shawn James vs. UMBC (2/12/05)
- 100.0 (8-8) Glen Miller vs. Vermont (1/11/84)
- 100.0 (8-8) Matt Janning vs. Drexel (1/9/08)
5. 93.7 (15-16) Dave Caligaris vs. Brandeis (12/8/77)
6. 90.9 (10-11) Harry Barnes vs. Tufts (12/14/66)
7. 90.0 (9-10) Anthony Green vs. Drexel (12/30/18)
8. 88.9 (8-9) 8 players, last S. Eatherton/Z. Stahl vs. Elon (1/31/15)

#### SEASON (150 ATT)

- |     |      |                                 |         |
|-----|------|---------------------------------|---------|
| 1.  | 68.2 | Anthony Green (176 attempts)    | 2018-19 |
| 1.  | 63.3 | Shawn James (158 attempts)      | 2004-05 |
| 2.  | 59.7 | Sylbrin Robinson (206 attempts) | 2002-03 |
| 3.  | 59.2 | Scott Eatherton (333 attempts)  | 2014-15 |
| 4.  | 58.5 | Steve Carney (207 attempts)     | 1989-90 |
| 5.  | 58.0 | Mark Halsel (229 attempts)      | 1981-82 |
| 6.  | 57.9 | Tyrone Hammick (152 attempts)   | 1999-00 |
| 7.  | 56.9 | Zach Stahl (209 attempts)       | 2014-15 |
| 8.  | 56.8 | Manny Adako (243 attempts)      | 2007-08 |
| 9.  | 56.6 | Manny Adako (251 attempts)      | 2008-09 |
| 10. | 56.5 | Jim Connors (276 attempts)      | 1974-75 |

#### CAREER (450 ATT)

- |     |      |                                   |         |
|-----|------|-----------------------------------|---------|
| 1.  | 56.6 | Scott Eatherton (666 attempts)    | 2013-15 |
| 2.  | 54.8 | Dave Sheehan (465 attempts)       | 1975-78 |
| 3.  | 54.4 | Mark Halsel (1,193 attempts)      | 1980-84 |
|     | 54.4 | Marcellus Anderson (627 attempts) | 1988-91 |
| 5.  | 54.1 | Manny Adako (960 attempts)        | 2006-10 |
|     | 54.1 | Barry Abercrombie (514 attempts)  | 1987-90 |
| 7.  | 53.9 | Roland Braswell (670 attempts)    | 1980-84 |
| 8.  | 53.8 | Wes Fuller (760 attempts)         | 1983-87 |
| 9.  | 53.6 | Steve Carney (670 attempts)       | 1987-91 |
| 10. | 52.9 | Chip Rucker (835 attempts)        | 1977-81 |





## 3 POINT FIELD GOALS

## 3 POINT FIELD GOALS MADE

## GAME

1.	10	Bolden Brace at Elon (2/23/17)
2.	8	<b>Jordan Roland at James Madison (1/26/19)</b>
8		Marcus Barnes vs. Vermont (1/7/04)
8		Demetrius Pollard vs. CCSU (11/16/13)
5.	7	Vasa Pusica vs. Hofstra (3/12/19)
7		<b>Jordan Roland at Harvard (11/9/18)</b>
7		Quincy Ford vs. Vermont (12/22/15)
7		David Walker at Detroit (12/5/15)
7		Joel Smith at St. John's (11/26/11)
7		Jose Juan Barea vs. Maine (2/26/04)
7		Jose Juan Barea vs. Maine (1/28/04)
7		Marcus Barnes vs. West Virginia (11/29/03)
7		John Williams vs. Niagara (2/4/88)
14.	6	Several players, last Jordan Roland at Davidson (11/24/18)

## SEASON

1.	99	<b>Jordan Roland (34 games)</b>	<b>2018-19</b>
2.	97	David Walker (33 games)	2015-16
3.	83	Joel Smith (31 games)	2012-13
4.	81	Marcus Barnes (28 games)	2003-04
5.	79	Marcus Barnes (30 games)	2004-05
6.	77	Joel Smith (31 games)	2010-11
7.	76	Vasa Pusica (33 games)	2017-18
8.	73	Jose Juan Barea (26 games)	2003-04
9.	72	Joel Smith (31 games)	2011-12
10.	69	David Walker (35 games)	2014-15
	69	Chaiison Allen (33 games)	2009-10

## CAREER

1.	255	Jose Juan Barea (109 games)	2002-06
2.	250	David Walker (133 games)	2012-16
3.	243	Joel Smith (120 games)	2009-13
4.	223	Matt Janning (128 games)	2006-10
5.	204	Quincy Ford (130 games)	2011-16
6.	180	Chaiison Allen (125 games)	2007-11
7.	168	<b>Bolden Brace (98 games)</b>	<b>2016-pres.</b>
8.	165	Aaron Davis (111 games)	2001-06
9.	160	Marcus Barnes (58 games)	2003-05
10.	151	Lamont Hough (111 games)	1989-93

## 3 POINT FIELD GOALS ATTEMPTS

## GAME

1.	21	Marcus Barnes vs. Vermont (1/7/04)
2.	20	Bolden Brace vs. Elon (2/23/17)
3.	15	Aaron Davis vs. Boston University (1/20/02)
	15	Joel Smith vs. Charlotte (11/24/12)
5.	14	David Walker vs. Elon (1/30/16)
	14	Marcus Barnes vs. New Hampshire (2/9/05)
	14	Marcus Barnes vs. Hartford (3/6/04)
	14	Jose Juan Barea vs. Maine (1/28/04)
9.	13	Quincy Ford at James Madison (2/18/16)
	13	David Walker at Delaware (1/16/16)

## SEASON

1.	246	<b>Jordan Roland (34 games)</b>	<b>2018-19</b>
2.	241	Marcus Barnes (28 games)	2003-04
3.	235	David Walker (33 games)	2015-16
4.	227	Jose Juan Barea (30 games)	2005-06
5.	222	Marcus Barnes (30 games)	2004-05
6.	212	Jose Juan Barea (27 games)	2004-05
7.	204	Jose Juan Barea (26 games)	2003-04
8.	197	Joel Smith (31 games)	2011-12
9.	193	Joel Smith (31 games)	2012-13
10.	181	Joel Smith (31 games)	2010-11

## CAREER

1.	795	Jose Juan Barea (109 games)	2002-06
2.	653	David Walker (133 games)	2012-16
3.	645	Matt Janning (128 games)	2006-10
4.	609	Joel Smith (120 games)	2009-13
5.	585	Quincy Ford (130 games)	2011-16
6.	505	Chaiison Allen (125 games)	2007-11
7.	486	Aaron Davis (111 games)	2001-06
8.	463	Marcus Barnes (58 games)	2003-05
9.	449	<b>Bolden Brace (98 games)</b>	<b>2016-pres.</b>
10.	445	Lamont Hough (111 games)	1989-93

## 3 POINT FIELD GOAL PERCENTAGE

## GAME (5 ATT)

1.	100.0 (5-5)	Joel Smith vs. VCU (5-5, 1/15/11)
	100.0 (5-5)	Terry Kringe vs. La Salle (11/27/98)
	100.0 (7-7)	John Williams vs. Niagara (2/4/88)
4.	85.7 (6-7)	Derrick Lewis vs. Cal Fullerton (12/20/88)
5.	83.3 (5-6)	Bolden Brace vs. Delaware (1/5/17)
	83.3 (5-6)	Alex Murphy vs. William & Mary (12/31/16)
	83.3 (5-6)	David Walker vs. Drexel (2/13/16)
	83.3 (5-6)	T.J. Williams at Richmond (12/31/14)
	83.3 (5-6)	Terry Kringe vs. Harvard (12/18/99)
	83.3 (5-6)	Andre LaFleur vs. Siena (2/21/87)
	83.3 (5-6)	Adrian Martinez vs. Boston U. (11/21/06)
	83.3 (5-6)	Marcus Blossom vs. Miami (11/25/00)
13.	80.0 (4-5)	Several players, Shawn Oceaux vs. JMU (1/7/18)

## SEASON (50 ATT)

1.	52.9	Caleb Donnelly (51 attempts)	2014-15
2.	47.2	Jonathan Lee (72 attempts)	2010-11
3.	45.4	John Williams (97 attempts)	1986-87
4.	45.3	Shawn James (53 attempts)	2005-06
	45.3	John Williams (117 attempts)	1987-88
6.	44.0	Bobby Kelly (91 attempts)	2005-06
7.	43.0	Joel Smith (193 attempts)	2012-13
8.	42.7	Vasa Pusica (178 attempts)	2017-18
9.	42.5	Andre LaFleur (73 attempts)	1986-87
	42.5	Joel Smith (181 attempts)	2010-11

## CAREER (200 ATT)

1.	45.3	John Williams (214 attempts)	1984-88
2.	41.5	Donnell Gresham (349 attempts)	2015-19.
3.	40.4	Jonathan Lee (267 attempts)	2009-13
4.	39.9	Joel Smith (609 attempts)	2009-13
5.	38.2	David Walker (653 attempts)	2012-16
6.	38.0	Bobby Kelly (329 attempts)	2003-07
7.	37.9	Harold Miller (372 attempts)	1995-99
8.	37.6	Javorie Wilson (311 attempts)	2002-04
9.	37.4	<b>Bolden Brace (449 attempts)</b>	<b>2016-pres.</b>
10.	36.7	Derrick Lewis (345 attempts)	1986-89



## FREE THROWS

### FREE THROWS MADE

#### GAME

1.	18	Jonathan Lee vs. George Mason (2/22/12)
	18	Bill Colby vs. Springfield (2/13/56)
	18	Chip Rucker vs. Boston University (1/6/81)
	18	Perry Moss vs. Boston University (1/26/82)
4.	16	Reggie Lewis vs. Hartford (2/4/86)
	16	Steve Carney vs. Providence (12/5/90)
	16	Ty Mack vs. Iona (12/27/96)
7.	15	Dave Caligaris vs. Bentley (1/27/77)
	15	Reggie Lewis vs. Maine (1/9/85)
9.	14	Marcus Barnes vs. Hartford (3/6/04)
	14	Pete Harris vs. Boston University (2/8/80)
	14	Pete Harris vs. Drexel (1/17/81)
	14	Jonathan Lee vs. UNC Asheville (2/19/11)

#### SEASON

1.	202	T.J. Williams (30 games)	2016-17
2.	184	Reggie Lewis (30 games)	1985-86
3.	168	Dave Caligaris (26 games)	1977-78
4.	164	Pete Harris (30 games)	1980-81
5.	159	Reggie Lewis (31 games)	1984-85
6.	152	Perry Moss (30 games)	1981-82
7.	150	Reggie Lewis (29 games)	1986-87
8.	141	Ty Mack (27 games)	1997-98
9.	138	Vasa Pusica (33 games)	2017-18
10.	137	Mark Halsel (32 games)	1983-84

#### CAREER

1.	592	Reggie Lewis (122 games)	1983-87
2.	475	Jose Juan Barea (109 games)	2002-06
3.	467	Pete Harris (109 games)	1977-81
4.	405	T.J. Williams (123 games)	2013-17
5.	401	John Clark (99 games)	1972-76
6.	393	Dave Caligaris (101 games)	1974-78
7.	376	Perry Moss (113 games)	1978-82
8.	361	Quincy Ford (130 games)	2011-16
9.	353	Mark Halsel (116 games)	1980-84
10.	347	David Walker (133 games)	2012-16

### FREE THROWS ATTEMPTS

#### GAME

1.	23	Perry Moss vs. Boston University (1/26/82)
2.	22	Bill Colby vs. Springfield (2/13/56)
3.	20	T.J. Williams vs. Towson (1/28/17)
	20	Jonathan Lee vs. George Mason (2/22/12)
	20	Chip Rucker vs. Boston University (1/6/81)
6.	19	Mark Halsel vs. Hartford (11/30/83)
7.	18	Scott Eatherton at Fairfield (12/15/13)
8.	17	Marcus Barnes vs. Hartford (3/6/04)
	17	Dave Caligaris vs. Bentley (1/27/77)
	17	Mark Halsel vs. Cornell (12/10/83)
	17	Reggie Lewis vs. Canisius (2/5/85)
	17	Ty Mack vs. Iona (12/27/96)

#### SEASON

1.	265	T.J. Williams (30 games)	2016-17
2.	229	Reggie Lewis (30 games)	1985-86
3.	213	Reggie Lewis (31 games)	1984-85
4.	209	Perry Moss (30 games)	1981-82
5.	200	Scott Eatherton (32 games)	2013-14
6.	199	Pete Harris (30 games)	1980-81
7.	197	Mark Halsel (32 games)	1983-84
	197	Reggie Lewis (29 games)	1986-87
9.	193	Dave Caligaris (26 games)	1977-78
10.	186	Mark Halsel (28 games)	1982-83

#### CAREER

1.	783	Reggie Lewis (122 games)	1983-87
2.	622	Jose Juan Barea (109 games)	2002-06
3.	585	T.J. Williams (123 games)	2013-17
4.	573	Pete Harris (109 games)	1977-81
5.	534	John Clark (99 games)	1972-76
6.	523	Mark Halsel (116 games)	1980-84
7.	516	Perry Moss (113 games)	1978-82
8.	497	Kevin McDuffie (123 games)	1984-88
9.	482	Dave Caligaris (101 games)	1974-78
10.	478	Quincy Ford (130 games)	2011-16

### FREE THROWS PERCENTAGE

#### GAME (9 ATT)

1.	100.0	(16-16) Reggie Lewis vs. Hartford (2/4/86)
	100.0	(14-14) Pete Harris vs. Boston Univ. (2/8/80)
	100.0	(13-13) Reggie Lewis vs. Siena (2/19/86)
	100.0	(12-12) David Walker vs. Drexel (2/21/15)
	100.0	(11-11) Dave Caligaris vs. Boston U. (1/10/78)
	100.0	(10-10) T.J. Williams at Elon (2/23/17)
	100.0	(10-10) Devon Begley at Michigan St. (12/18/16)
	100.0	(10-10) David Walker vs. Hofstra (1/14/15)
	100.0	(10-10) Quincy Ford at Drexel (1/21/12)
	100.0	(10-10) Joel Smith at Boston Univ. (11/11/11)
	100.0	(10-10) Shawn James vs. Holy Cross (12/27/04)
	100.0	(10-10) Dave Caligaris vs. Springfield (2/10/77)
	100.0	(10-10) Perry Moss vs. Maine (1/12/80)
	100.0	(9-9) David Walker at JMU (2/18/16)
	100.0	(9-9) David Walker vs. Charleston (2/28/15)
	100.0	(9-9) Jose Juan Barea vs. Albany (1/11/04)
	100.0	(9-9) Dave Caligaris vs. Delaware (12/29/77)
	100.0	(9-9) Jonathan Lee at Ga. State (2/27/13)
	100.0	(9-9) Ty Mack vs. Navy (12/4/97)
	100.0	(9-9) Vasa Pusica (12/20/17)
	100.0	(9-9) Vasa Pusica (2/24/18)

#### SEASON (50 ATT)

1.	90.3	Jordan Roland (72 attempts)	2018-19
2.	89.7	Mark Jellison (136 attempts)	1972-73
3.	88.4	Joel Smith (69 attempts)	2011-12
4.	88.2	Zach Stahl (51 attempts)	2012-13
5.	87.0	Dave Caligaris (193 attempts)	1977-78
6.	86.6	David Walker (157 attempts)	2015-16
	86.6	David Walker (134 attempts)	2014-15
7.	86.2	Joel Smith (109 attempts)	2012-13
8.	86.0	Leo Osgood (150 attempts)	1966-67
9.	86.0	Pete Harris (104 attempts)	1977-78
10.	84.6	Jonathan Lee (123 attempts)	2010-11

#### CAREER (200 ATT)

1.	85.1	Joel Smith (241 attempts)	2009-13
2.	84.3	Mark Jellison (229 attempts)	1970-73
3.	83.0	David Walker (418 attempts)	2012-16
4.	82.0	Vasa Pusica (305 attempts)	2017-19
5.	81.5	Dave Caligaris (482 attempts)	1974-78
	81.5	Pete Harris (573 attempts)	1977-81
7.	81.4	Leo Osgood (355 attempts)	1966-69
8.	79.8	Jonathan Lee (382 attempts)	2009-13
9.	79.6	Lamont Hough (230 attempts)	1989-93
10.	79.0	Jim Moxley (371 attempts)	1969-72
11.	78.4	Ty Mack (343 attempts)	1996-98





## REBOUNDING

## REBOUNDS

## GAME

1.	24	Fran Ryan vs. Boston College (2/11/64)
2.	23	Steve Carney vs. Hartford (1/23/88) 23
3.	22	Dan Callahan vs. George Mason (12/4/93)
4.	21	Dick Brooks vs. Springfield (2/13/56)
	21	Dan Callahan vs. New Hampshire (2/11/95)
	21	Dan Callahan vs. Vermont (3/4/95)
7.	20	Several players, Steve Carney at Providence (12/5/90)

## SEASON

1.	364	Dan Callahan (29 games)	1994-95
2.	356	Steve Carney (31 games)	1990-91
3.	350	Mark Halsel (28 games)	1982-83
4.	340	Dan Callahan (28 games)	1992-93
5.	335	Mark Halsel (30 games)	1981-82
6.	328	Mark Halsel (32 games)	1983-84
7.	327	Scott Eatherton (32 games)	2013-14
8.	279	Reggie Lewis (30 games)	1985-86
9.	260	Chip Rucker (27 games)	1979-80
10.	256	Sylbrin Robinson (30 games)	2003-04

## CAREER

1.	1115	Mark Halsel (116 games)	1980-84
2.	1007	Dan Callahan (96 games)	1990-95
3.	964	Reggie Lewis (122 games)	1983-87
4.	911	Chip Rucker (106 games)	1977-81
5.	871	Steve Carney (108 games)	1987-91
6.	805	Kevin McDuffie (123 games)	1984-88
7.	795	Ward Sears (66 games)	1959-62
8.	762	Fran Ryan (71 games)	1961-64
9.	757	Bennet Davis (123 games)	2003-07
10.	754	Wes Fuller (128 games)	1983-87

## REBOUNDING AVERAGE

## SEASON

1.	14.4	Ward Sears (20 games)	1960-61
2.	12.6	Dan Callahan (29 games)	1994-95
3.	12.5	Mark Halsel (28 games)	1982-83
4.	12.1	Dan Callahan (28 games)	1992-93
5.	11.5	Steve Carney (31 games)	1990-91
6.	11.2	Mark Halsel (30 games)	1981-82
7.	10.5	Jim Connors (24 games)	1974-75
	10.5	Jim Bowman (24 games)	1964-65
9.	10.3	Mark Halsel (32 games)	1983-84
	10.3	Steve Carney (23 games)	1989-90
10.	10.2	Scott Eatherton (32 games)	2013-14

## CAREER

1.	12.0	Ward Sears (66 games)	1959-62
2.	10.7	Fran Ryan (71 games)	1961-64
3.	10.5	Dan Callahan (96 games)	1990-95
4.	9.6	Mark Halsel (116 games)	1980-84
5.	9.1	Jim Connors (69 games)	1972-75
6.	8.7	Harry Barnes (79 games)	1965-68
7.	8.6	Sylbrin Robinson (61 games)	2001-04
	8.6	Carleton Chandler (74 games)	1966-69
	8.6	Chip Rucker (106 games)	1977-81
10.	8.2	Scott Eatherton (67 games)	2013-15
	8.2	Jim Moxley (64 games)	1969-72

## MOST REBOUNDS BY CLASS

## FRESHMAN

253, Jim Connors (26 games) -1972-73	9.7 ppg
--------------------------------------	---------

## SOPHOMORE

335, Mark Halsel (30 games) -1981-82	11.2 ppg
--------------------------------------	----------

## JUNIOR

350, Mark Halsel (28 games) -1982-83	12.5 ppg
--------------------------------------	----------

## SENIOR

364, Dan Callahan (29 games) -1994-95	12.6 ppg
---------------------------------------	----------

## REBOUNDING LEADERS

NU rebound leaders since the 1959-60 season; total rebounds followed by season average

YEAR	PLAYER	G	PTS	AVG.
1960-61	Ward Sears	20	287	14.3
1961-62	Ward Sears	25	280	11.2
1962-63	Fran Ryan	26	250	8.8
1963-64	Fran Ryan	25	345	13.8
1964-65	Jim Bowman	24	252	10.5
1965-66	Harry Barnes	26	282	10.8
1966-67	Mike Wallent	26	244	9.3
1967-68	Carleton Chandler	28	261	9.3
1968-69	Carleton Chandler	21	210	10.0
1969-70	Jim Moxley	22	187	8.5
1970-71	Jim Moxley	21	186	8.8
1971-72	Jim Moxley	21	154	7.3
	Paul McDonough	21	154	7.3
1972-73	Jim Connors	26	253	9.7
1973-74	John Barros	25	225	10.2
1974-75	Jim Connors	24	253	10.5
1975-76	Keith Motley	22	141	6.4
1976-77	Keith Motley	26	202	7.8
1977-78	Chip Rucker	23	209	9.1
1978-79	Chip Rucker	26	222	8.5
1979-80	Chip Rucker	27	260	9.6
1980-81	Chip Rucker	30	220	7.3
1981-82	Mark Halsel	30	335	11.2
1982-83	Mark Halsel	28	350	12.5
1983-84	Mark Halsel	32	328	10.3
1984-85	Reggie Lewis	31	241	7.8
1985-86	Reggie Lewis	30	279	9.3
1986-87	Reggie Lewis	29	246	8.5
1987-88	Kevin McDuffie	27	185	6.9
1988-89	Tarone Thornton	28	129	7.6
1989-90	Steve Carney	23	236	10.3
1990-91	Steve Carney	31	356	11.5
1991-92	Dan Callahan	22	218	9.9
1992-93	Dan Callahan	28	340	12.1
1993-94	Deo Djossou	27	227	8.4
1994-95	Dan Callahan	29	364	12.6
1995-96	Lonnie Harrell	28	157	5.6
1996-97	Lin Lattimore	27	223	8.3
1997-98	Lin Lattimore	28	155	5.5
1998-99	Lin Lattimore	28	154	5.5
1999-00	Tyrone Hammick	27	160	5.9
2000-01	Tyrone Hammick	28	171	6.1
2001-02	Lunzaya Nlandu	28	96	3.4
2002-03	Sylbrin Robinson	27	247	9.1
2003-04	Sylbrin Robinson	30	256	8.5
2004-05	Bennet Davis	31	198	6.4
2005-06	Shawn James	30	239	7.9
2006-07	Bennet Davis	32	211	6.6
2007-08	Nkem Ojougboh	31	197	6.4
2008-09	Chaisson Allen	32	166	5.2
2009-10	Nkem Ojougboh	33	238	7.2
2010-11	Chaisson Allen	29	176	6.1
2011-12	Reggie Spencer	31	159	5.1
2012-13	Reggie Spencer	33	199	6.0
2013-14	Scott Eatherton	32	327	10.2
2014-15	Scott Eatherton	35	224	6.4
2015-16	Quincy Ford	29	202	7.0
2016-17	Alex Murphy	29	168	5.8
2017-18	Bolden Brace	33	156	4.7
2018-19	Bolden Brace	34	207	6.1



## ASSISTS

### ASSISTS

#### GAME

1.	15	Bill Loughnane vs. Delaware (12/29/77)
2.	14	Jose Juan Barea vs. CCSU. (11/19/05)
	14	Jose Juan Barea vs. Hartford (2/9/05)
	14	Jose Juan Barea vs. UMBC (2/14/04)
	14	George Robinson vs. Loyola Marymount (1/24/90)
6.	13	David Walker vs Hofstra (1/21/16)
	13	Jamaar Walker vs. Vermont (2/15/03)
	13	Lamont Hough vs. New Hampshire (1/30/92)
	13	Halim Abdullah vs. George Mason (11/24/90)
	13	Andre LaFleur vs. Vermont (1/11/84)
11.	12	T.J. Williams at Elon (2/23/17)
	12	J.J. Barea vs. Maine (2/16/05)
	12	Andre LaFleur vs. Niagara (2/24/86)

#### SEASON

1.	252	Andre LaFleur (32 games)	1983-84
2.	244	Jose Juan Barea (29 games)	2005-06
3.	232	Andre LaFleur (34 games)	1986-87
4.	218	Jose Juan Barea (30 games)	2004-05
5.	208	Andre LaFleur (31 games)	1984-85
6.	202	Andre LaFleur (31 games)	1985-86
7.	181	George Robinson (27 games)	1990-91
8.	168	Vasa Pusica (33 games)	2017-18
8.	158	T.J. Williams (30 games)	2016-17
9.	150	Jose Juan Barea (26 games)	2003-04

#### CAREER

1.	894	Andre LaFleur (128 games)	1983-87
2.	721	Jose Juan Barea (113 games)	2002-06
3.	500	Bill Loughnane (105 games)	1976-80
4.	430	Chaisson Allen (125 games)	2007-11
5.	420	David Walker (133 games)	2012-16
6.	403	T.J. Williams (123 games)	2013-17
7.	379	John Clark (99 games)	1972-76
8.	352	Matt Janning (128 games)	2006-10
9.	325	Pete Harris (109 games)	1977-81
10.	320	Jean Bain (103 games)	1998-02

### ASSISTS PER GAME

#### SEASON

1.	8.4	Jose Juan Barea (29 games)	2005-06
2.	7.9	Andre LaFleur (32 games)	1983-84
3.	7.3	Jose Juan Barea (30 games)	2004-05
4.	6.8	Andre LaFleur (34 games)	1986-87
5.	6.7	Andre LaFleur (31 games)	1984-85
6.	6.5	Andre LaFleur (31 games)	1985-86
7.	5.8	Jose Juan Barea (26 games)	2003-04
8.	5.5	George Robinson (27 games)	1990-91
9.	5.3	T.J. Williams (30 games)	2016-17
	5.3	Bill Loughnane (26 games)	1978-79
11.	5.2	John Clark (25 games)	1973-74

#### CAREER

1.	7.0	Andre LaFleur (128 games)	1983-87
2.	6.4	Jose Juan Barea (113 games)	2002-06
3.	4.7	Vasa Pusica (60 games)	2017-19
	4.7	Bill Loughnane (105 games)	1976-80
5.	4.4	George Yuille (56 games)	1988-90
6.	3.9	Jamaar Walker (58 games)	2001-03
	3.9	George Robinson (64 games)	1988-91
8.	3.8	John Clark (99 games)	1972-76
9.	3.4	Chaisson Allen (125 games)	2007-11
10.	3.3	T.J. Williams (123 games)	2013-17
11.	3.2	David Walker (133 games)	2012-16
	3.2	Jean Bain (103 games)	1998-02

### MOST ASSISTS BY CLASS

#### FRESHMAN

252, Andre LaFleur (32 games) -1983-84	7.8 ppg
--	---------

#### SOPHOMORE

208, Andre LaFleur (21 games) -1984-85	6.7 ppg
--	---------

#### JUNIOR

218, Jose Juan Barea (30 games) -2004-05	7.3 ppg
--	---------

#### SENIOR

244, Jose Juan Barea (29 games) -2005-06	8.4 ppg
--	---------

### ASSIST LEADERS

NU assist leaders since the category became a regular statistic during the 1973-74 season; total of assists followed by assist average for the season

YEAR	PLAYER	G	PTS	AVG.
1973-74	John Clark	25	130	5.2
1974-75	John Clark	23	83	3.6
1975-76	John Clark	25	102	4.1
1976-77	Bill Loughnane	26	114	4.4
1977-78	Dave Caligaris	26	112	4.3
1978-79	Bill Loughnane	26	137	5.3
1979-80	Bill Loughnane	27	101	3.7
1980-81	Pete Harris	30	116	3.9
1981-82	Eric Jefferson	30	90	3.0
1982-83	Phil Robinson	28	88	3.1
1983-84	Andre LaFleur	32	252	7.9
1984-85	Andre LaFleur	31	208	6.7
1985-86	Andre LaFleur	31	202	6.5
1986-87	Andre LaFleur	34	232	6.8
1987-88	John Williams	28	84	3.0
1988-89	George Yuille	28	136	4.9
1989-90	George Yuille	28	109	3.9
1990-91	George Robinson	27	181	5.5
1991-92	Omar Lee	28	97	3.5
1992-93	Lamont Hough	28	81	2.9
1993-94	Halim Abdullah	27	139	5.1
1994-95	Damon Singletary	28	88	3.1
1995-96	Damon Singletary	28	59	2.1
1996-97	Terry Kringe	26	87	3.2
1997-98	Harold Miller	28	111	4.0
1998-99	Harold Miller	26	70	2.7
1999-00	Marcus Blossom	26	71	2.7
2000-01	Jean Bain	29	122	4.2
2001-02	Jamaar Walker	28	114	4.1
2002-03	Jamaar Walker	30	112	3.7
2003-04	Jose Juan Barea	26	150	5.8
2004-05	Jose Juan Barea	27	218	7.3
2005-06	Jose Juan Barea	30	244	8.4
2006-07	Adrian Martinez	31	94	3.0
2007-08	Chaisson Allen	31	108	3.5
2008-09	Chaisson Allen	32	98	3.1
2009-10	Chaisson Allen	33	118	3.6
2010-11	Chaisson Allen	29	106	3.6
2011-12	Jonathan Lee	31	107	3.4
2012-13	Jonathan Lee	24	95	3.9
2013-14	David Walker	32	84	2.6
2014-15	David Walker	35	126	3.6
2015-16	David Walker	33	131	4.0
2016-17	T.J. Williams	30	158	5.3
2017-18	Vasa Pusica	33	168	5.1
2018-19	Vasa Pusica	27	111	4.1





## BLOCKS/STEALS

## BLOCKS (SINCE 1983-84)

## GAME

1.	11	Shawn James vs. James Madison (2/15/06)
	11	Shawn James vs. Albany (2/27/05)
	11	Shawn James vs. Iona (12/30/04)
4.	10	Shawn James vs. Maine (2/16/05)
	10	Shawn James vs. CS Northridge (11/25/05)
	10	Shawn James vs. Hofstra (1/21/06)
	10	Shawn James vs. VCU (2/4/06)
	10	Shawn James vs. Delaware (2/23/06)
9.	7	Shawn James vs. Harvard (11/27/04)
	7	Shawn James vs. Memphis (3/16/05)
	7	Bennet Davis vs. UNC Wilmington (12/2/06)

## SEASON

1.	196	Shawn James (30 games)	2005-06
2.	136	Shawn James (25 games)	2004-05
3.	77	Nkem Ojughboh (33 games)	2009-10
4.	67	Reggie Lewis (39 games)	1985-86
	67	Bennet Davis (32 games)	2006-07
6.	57	Scott Eatherton (32 games)	2013-14
7.	51	Steve Carney (31 games)	1990-91
8.	44	Bennet Davis (31 games)	2004-05
	44	Sylbrin Robinson (27 games)	2002-03
10.	43	Scott Eatherton (35 games)	2014-15
	43	Changa Adams (27 games)	1998-99
11.	42	George Aygar (29 games)	2000-01
12.	41	Anthony Green (31 games)	2016-17

## CAREER

1.	332	Shawn James (55 games)	2004-06
2.	170	Bennet Davis (123 games)	2003-07
3.	155	Reggie Lewis (122 games)	1983-87
4.	121	Nkem Ojoughboh (96 games)	2007-10
5.	113	Quincy Ford (130 games)	2011-16
6.	100	Scott Eatherton (67 games)	2013-15
7.	96	Anthony Green (117 games)	2015-19
	96	Steve Carney (108 games)	1987-91
9.	91	Dan Callahan (87 games)	1990-95
10.	83	Sylbrin Robinson (61 games)	2001-04
11.	82	Changa Adams (78 games)	1997-00

## STEALS

## GAME

1.	9	Andre LaFleur vs. Maine (1/24/87)
2.	8	Marcus Blossom vs. Navy (11/20/98)
3.	7	Chaiison Allen vs. Maryland (11/15/07)
	7	Marcus Blossom vs. Maine (2/24/00)
	7	Omar Lee vs. Fairleigh Dickinson (1/13/92)
	7	Andre LaFleur vs. Canisius (1/10/87)
7.	6	Shawn Occeus vs. Elon (2/24/18)

## SEASON

1.	89	Andre LaFleur (34 games)	1986-87
2.	84	Reggie Lewis (30 games)	1985-86
3.	77	Wes Fuller (34 games)	1986-87
4.	71	Ron Lacey (33 games)	1990-91
	71	Andre LaFleur (31 games)	1985-86
6.	64	Shawn Occeus (33 games)	2017-18
7.	63	Chaiison Allen (31 games)	2007-08
8.	61	Reggie Lewis (31 games)	1984-85
	61	Chaiison Allen (29 games)	2010-11
9.	60	Marcus Blossom (29 games)	2000-01
	60	Ben Harlee (29 games)	1994-95
	60	Ben Harlee (28 games)	1991-92

## CAREER

1.	252	Andre LaFleur (128 games)	1983-87
2.	232	Chaiison Allen (125 games)	2007-11
3.	226	Reggie Lewis (122 games)	1983-87
4.	197	Perry Moss (113 games)	1978-82
5.	183	Marcus Blossom (111 games)	1997-01
6.	180	Quincy Ford (130 games)	2011-16
	180	David Walker (133 games)	2012-16
	180	Ben Harlee (114 games)	1990-95
9.	178	Jose Juan Barea (109 games)	2002-06
10.	175	Wes Fuller (128 games)	1983-87

## MISCELLANEOUS RECORDS

## GAMES, CAREER

1.	133	David Walker	2012-16
2.	130	Quincy Ford	2011-16
3.	128	Zach Stahl	2012-16
	128	Andre LaFleur	1983-87
	128	Wes Fuller	1983-87
	128	Matt Janning	2006-10

## GAMES, CONSECUTIVE

1.	133	David Walker	2012-16
2.	128	Andre LaFleur	1983-87
	128	Wes Fuller	1983-87
	128	Matt Janning	2006-10

## GAMES, STARTED

1.	128	Andre LaFleur	1983-87
----	-----	---------------	---------

## MINUTES, GAME

1.	55	David Walker vs. Hofstra (1/21/16)
2.	54	Dave Leitao vs. Villanova (3/14/82)
	54	Perry Moss vs. Villanova (3/14/82)
4.	53	David Walker vs. James Madison (2/18/16)
5.	52	Quincy Ford vs. James Madison (2/18/16)
	52	Quincy Ford vs. Hofstra (1/21/16)
7.	51	Stewart Granger vs. Villanova (3/14/82)
	51	Ed Pickney vs. Villanova (3/14/82)
9.	50	Bolden Brace at Elon (2/23/17)

## MINUTES, SEASON

1.	1263	David Walker	2015-16
2.	1217	Andre LaFleur	1986-87

## MINUTES, CAREER

1.	4670	David Walker	2012-16
2.	4597	Matt Janning	2006-10

## POINTS, HALF

1.	28	Bolden Brace at Elon (2/23/17) (1st)
2.	27	T.J. Williams vs. UNCW (2/16/17) (2nd)
3.	26	David Walker vs. Towson (1/23/16) (2nd)
4.	25	Jose Juan Barea vs. UNH (2/2/05) (2nd)
5.	24	Jordan Roland at Harvard (11/9/18) (2nd)

## DOUBLE-FIGURE SCORING GAMES, SEASON

1.	31	Reggie Lewis	1984-85
2.	30	T.J. Williams	2016-17

## DOUBLE-FIGURE SCORING GAMES, CAREER

1.	115	Reggie Lewis	1983-87
----	-----	--------------	---------

## DOUBLE-FIGURE SCORING GAMES, CONSECUTIVE

1.	76	Reggie Lewis	3/8/84 - 1/2/87
----	----	--------------	-----------------



## TEAM RECORDS

### NORTHEASTERN RECORDS

#### Games, Season

Most: 35 (23-12, 2014-15)  
Fewest: 12 (2-10, 1935-36)

#### Wins, Season

Most: 27 (27-5, 1983-84); (27-7, 1986-87)  
Fewest: 1 (1-13, 1920-21)

#### Losses, Season

Most: 22 (5-22, 1993-94)  
Fewest: 3 (10-3, 1933-34)

#### Consecutive Wins

13 (Dec. 5, 1985 - Jan. 30, 1986)

#### Consecutive Home Wins

38 (Feb. 5, 1985 - Dec. 12, 1987)

#### Consecutive Losses

10 (Feb. 11, 1939 - Jan. 9, 1940; Feb. 10, 1995 - Nov. 30, 1995)

#### Best Start of the Season

7-0 (Nov. 29 - Dec. 27, 1980; Dec. 3 - Dec. 29, 1966)

#### Worst Start of the Season

0-7 (Nov. 25 - Dec. 20, 1995)

#### Most Points

Game: 152 vs. Loyola Marymount (Nov. 24, 1990)  
Season: 2,841 (34 games, 83.6 ppg) 1986-87

#### Fewest Points

Game: 7 vs. St. Michael's (1921-22)  
Season: 260 (14 games, 18.6 ppg) 1920-21

#### Points, Game (total)

275 vs. Loyola Marymount (NU, 152-123) Nov. 24, 1990

#### Fewest Points, Game (total)

32 vs. Tufts (Tufts 17, NU 15) 1925-26

#### Most Consecutive Points

24 vs. Drexel Feb. 2, 2008

#### Highest Scoring Average

83.6 (34 games, 2,841 points) 1986-87

#### Lowest Scoring Average

18.6 (14 games, 260 points) 1920-21

#### Rebounds

Game: 70 vs. Loyola Marymount (Nov. 24, 1990)  
Season: 1394 (1980-81)

#### Field Goals Made

Game: 63 vs. Loyola Marymount (Nov. 24, 1990)  
Season: 1,038 (1986-87)

#### Field Goal Attempts

Game: 106 vs. Loyola Marymount (Nov. 24, 1990)  
Season: 2,218 (1986-87)

#### Free Throws Made

Game: 39 vs. Siena (March 7, 1985)  
Season: 635 (1986-87)

#### Free Throw Attempts

Game: 48 (two times)  
Season: 922 (1986-87)

#### Free Throw Percentage


Game: 100.0 (27-27) at Georgia State, Feb. 27, 2013

#### 3-Pointers Made

Game: 21 vs. Delaware (Jan. 5, 2017)  
Season: 328 (2018-19)

#### 3-Point Attempts

Game: 41 vs. Vermont (Jan. 7, 2004)  
Season: 858 (2018-19)



Dexter Jenkins had 16 points in NU's record-setting 152-point game on Nov. 24, 1990

#### Assists

Game: 37 vs. Loyola Marymount (Nov. 24, 1990)  
Season: 601 (1983-84)

#### Most Steals

Game: 20 vs. Wentworth (Nov. 17, 2015)  
Season: 345 (1986-87)

#### Largest Margin of Victory

56 vs. Suffolk (128-72) Dec. 3, 1984

#### Largest Comeback

24 vs. George Mason (69-67) March 10, 2013

### OPPONENT RECORDS

#### Points

Game: 123 vs. Loyola Marymount (Nov. 24, 1990)  
Season: 2,544 (34 games, 74.8 ppg) 1986-87

#### Fewest Points

Game: 9 vs. Norwich, Providence (1921-22)  
Season: 366 (13 games, 28.2 ppg) 1933-34

#### Highest Scoring Average

81.2 (29 games, 2,355 points) 2000-01

#### Lowest Scoring Average

28.2 (13 games, 366 points) 1933-34

#### Rebounds

Game: 74 vs. Connecticut (Dec. 6, 2004)  
Season: 1269 (2004-05)

#### Field Goals Made

Game: 46 vs. Loyola Marymount (Nov. 24, 1990)  
Season: 940 (1983-84)

#### Field Goal Attempts

Game: 108 vs. Loyola Marymount (Nov. 24, 1990)  
Season: 2,014 (1986-87)

#### Free Throws Made

Game: 42 vs. Pepperdine (Dec. 18, 1988)  
Season: 583 (2000-01)

#### Free Throw Attempts

Game: 50 vs. Pepperdine (Dec. 18, 1988); vs. BU (Jan. 20, 2002)  
Season: 810 (1990-91)

#### 3-Pointers Made

Game: 15 vs. Vermont (Jan. 17, 2002); vs. BU (Nov. 25, 2008)  
Season: 235 (2016-17)

#### 3-Point Attempts

Game: 34 at Elon (Feb. 23, 2017)  
Season: 655 (2015-16)

#### Assists

Game: 38 vs. Northwestern (Dec. 28, 1993)  
Season: 492 (1983-84)

#### Steals

Game: 19 vs. Connecticut (Nov. 25, 1996)  
Season: 245 (2000-01, 2014-15)

#### Largest Margin of Victory

56 vs. Connecticut (78-22) Feb. 23, 1946





# ALL-TIME RESULTS







### Northeastern vs. Michigan State • Dec. 19, 2015 Matthews Arena

In a nationally televised game during the Northeastern Winter Showdown, the Huskies took on No. 1 Michigan State in front of a sellout crowd of 5,288 at Matthews Arena.





## HISTORIC MATTHEWS ARENA



## A WHO'S WHO IN AMERICAN SPORTS

*The Matthews Arena chronology reads like a Who's Who in American sports, and starts with its groundbreaking on Oct. 11, 1909.*

- Legendary boxers **Jack Dempsey**, **Gene Tunney** & **Joe Louis** graced the ring
- **Paavo Nurmi** ran at the Arena in a BAA track meet
- Olympian **Sonja Henie** wove her magic on blades to phonograph music
- The **Boston Bruins** played their first home game in the building and defeated the Montreal Maroons, 2-1 on Dec. 1, 1924
- Less fortunate in their Arena debut were the Northeastern hockey Huskies, who lost, 2-1, to MIT on Jan. 17, 1930
- The Arena also has played host to such professional hockey teams as the **Boston Olympics**, **Whalers**, **Tigers**, and **Cubs**
- Even the great **Babe Ruth**, then a young left-handed pitcher for the Red Sox, was a frequent visitor to the Arena. The Sultan of Swat passed idle time in the winter by playing in hockey scrimmages with the Arena A.C. team
- **Chuck Connors**, alias The Rifleman, jumped center and smashed the glass backboard in the first-ever Boston Celtics game on Nov. 5, 1946
- The world-famous **Texas Rangers** also brought their rodeo in 1932, complete with outlaw horses and steers
- **Eddie Shore** and **Bob Cousy** mystified crowds in the 20s and 50s with the Boston Bruins and Boston Celtics, respectively
- In the first intercollegiate basketball and hockey games played at the Arena, Harvard edged MIT 4-3, on December 14, 1910, and Notre Dame tapped off with Holy Cross on the last day of 1934.

Historic Matthews Arena is home to Northeastern basketball. The arena, which opened on April 16, 1910, is the oldest active men's basketball arena in the nation. Located on the east end of the Northeastern campus, the hallowed hall was the original home of Boston's beloved Celtics and Bruins and was the birthplace of the Celtics' famed parquet floor.

**A list of the nation's oldest active men's basketball arenas:****1. Matthews Arena – Northeastern (April 16, 1910)**

2. Rose Hill Gym – Fordham (Jan. 16, 1925)
3. Lavietes Pavilion – Harvard (1926)
4. The Palestra – Penn (Jan. 1, 1927)
5. Hec Edmundson Pavilion – Washington (Dec. 27, 1927)
6. Williams Arena – Minnesota (Feb. 4, 1928)
7. Hinkle Fieldhouse – Butler (March 7, 1928)
8. Payne Whitney Gym – Yale (Dec. 10, 1932)
9. Fogelman Arena – Tulane (Dec. 15, 1933)
10. Haas Pavilion – California (1933)
11. Municipal Auditorium – UMKC (1935)
12. Gallagher-Iba Arena – Oklahoma State (Dec. 9, 1938)
13. Lundholm Gym – New Hampshire (1938)
14. McAlister Field House – The Citadel (1939)
15. Cameron Indoor Stadium – Duke (Jan. 6, 1940)

*List compiled by Tulane University athletic communications office*

The world's oldest ice hockey arena and one of the nation's exemplary athletic facilities is Matthews Arena, named for George J. Matthews, Class of '56, and his wife, the late Hope M. Matthews.

The original home of the Boston Bruins, the Celtics and the Beanpot, the Arena has served as the center of Northeastern hockey since the program's inception for the 1929-30 season.

The Matthews Arena chronology reads like a Who's Who in American sports, and starts with its groundbreaking on Oct. 11, 1909.

Today, the stately Victorian lobbies that welcomed the modest and the mighty for nearly a century cater to the academic and athletic needs of the University.

Convocations and a large portion of the intramural docket are conducted at the Arena, whose walls once echoed with the podium entreaties of Presidents Teddy Roosevelt, Franklin Delano Roosevelt and John F. Kennedy.

Past Arena dignitaries include Charles Lindbergh, Amelia Earhardt, James Michael Curley, Reverend Billy Graham, Admiral Chester Nimitz and General Dwight D. Eisenhower.

In the summer of 1993, the city of Boston and Northeastern paid tribute to one of its heroes when it held funeral services at the Arena for Reggie Lewis, Class of 1988.

The Arena has survived two crippling fires, one in 1918 and another in 1948, to prosper as a stationary jewel of the community.

Northeastern's association with the Arena covers more than 50 years, since hockey became a varsity sport at the University in 1929.

Husky basketball adopted the Arena as its home in 1981, although the Huskies played a game there in 1936, losing to Rhode Island.

Home to Northeastern men's basketball program from 1981-82 until 1996-97, Matthews once again became the prime home of the Huskies beginning in the 2005-06 season.





# HOME, SWEET HOME



### **Northeastern vs. Duke • Dec. 30, 1995 Matthews Arena**

Northeastern's home court is Matthews Arena, college basketball's most historic arena and the world's oldest multi-purpose athletic facility. The arena, which was the original home of Boston's beloved Celtics and Bruins, opened on April 16, 1910, and is in its 106th year of operation. The Huskies have enjoyed great success on their home floor, including a school record 38-game winning streak from 1985 to 1987. NU is 73-45 at the arena since the 2005-06 season.





## ALL-TIME RESULTS

Opponent	W-L	First Meeting	Last Meeting
Acadia	1-0	1/5/1974	1/5/1974
Adelphi	0-1	3/7/1964	3/7/1964
Alabama	1-2	12/2/1979	11/15/2018
Alabama-Birmingham	0-2	12/20/2012	12/7/2013
Albany	7-1	1/26/2002	2/27/2005
AIC	21-16	1935-36	1/7/1980
American	1-1	12/2/1977	1/31/1983
Amherst	6-1	2/6/1954	1/13/1967
Arkansas-Little Rock	1-0	12/7/1984	12/7/1984
Army	12-6	1/25/1943	12/28/1997
Arnold College	1-0	2/27/1931	2/27/1931
Ashburnham	1-0	1924-25	1924-25
Assumption	9-9	3/8/1963	1/13/1983
Baltimore	1-0	12/20/1978	12/20/1978
Bates	22-14	1920-21	2/9/1974
Baylor	0-1	11/30/1991	11/30/1991
Belmont	1-0	11/23/2012	11/23/2012
Bentley	2-0	1/29/1976	1/27/1977
Binghamton	4-4	1/12/2002	1/30/2005
Birmingham-Southern	0-1	11/19/2004	11/19/2004
Boston College	3-34	12/12/1953	12/22/2007
<b>Boston University</b>	<b>74-74</b>	<b>1920-21</b>	<b>11/6/2018</b>
Bowdoin	7-2	2/16/1945	12/28/1967
Bradley	1-3	12/26/1986	12/6/2011
Brandeis	14-7	2/2/1952	12/4/1980
Bridgeport	6-2	12/13/1960	2/12/1977
Bridgewater State	6-0	1922-23	12/19/1931
Brigham Young	0-1	11/25/1988	11/25/1988
Brooklyn	3-3	1924-25	1/22/1983
Brown	15-22	1922-23	11/18/2005
Bucknell	2-0	12/15/2017	11/28/2018
Buffalo	3-0	12/26/1970	12/16/1972
California	0-1	11/26/2005	11/26/2005
Cal Poly	0-2	11/30/1996	12/17/2014
UC Riverside	1-0	11/21/2012	11/21/2012
Cal State-Fullerton	0-1	12/20/1988	12/20/1988
Cal State-Northridge	1-0	11/25/2005	11/25/2005
Canisius	11-6	2/15/1982	1/8/1994
Catholic	2-0	2/9/1973	1/18/1974
Central Connecticut	10-2	2/16/1966	11/16/2013
Central Florida	1-0	12/19/1987	12/19/1987
Central Michigan	0-1	12/11/1993	12/11/1993
CCNY	4-2	1922-23	1/6/1962
Clark	38-14	1921-22	1/30/1968
Clarkson	0-1	1932-33	1932-33
Coast Guard	13-6	1928-29	2/25/1967
Colby	14-15	1/6/1937	2/4/1970
Colgate	19-4	2/12/1972	2/14/1990
<b>College of Charleston</b>	<b>7-7</b>	<b>1/13/2014</b>	<b>3/11/2019</b>
Colorado State	0-1	12/29/2000	12/29/2000
Columbia	1-1	12/22/1981	11/16/2001
Connecticut	5-35	1926-27	11/14/2016
Cornell	5-2	11/28/1981	12/2/2017
Curry	2-0	12/17/2002	12/29/2003
C.W. Post	5-3	12/17/1962	2/14/1970
Dalhousie	1-0	1/4/1974	1/4/1974
Dartmouth	4-1	1927-28	1/30/1982
<b>Davidson</b>	<b>0-2</b>	<b>11/18/2018</b>	<b>11/24/2018</b>
<b>Delaware</b>	<b>28-29</b>	<b>12/29/1977</b>	<b>2/28/2019</b>
<b>Detroit</b>	<b>1-3</b>	<b>12/8/2004</b>	<b>12/5/2015</b>
Devens	1-0	2/9/1949	2/9/1949
<b>Drexel</b>	<b>26-39</b>	<b>2/26/1977</b>	<b>3/2/2019</b>
Duke	0-4	12/7/1992	12/30/1995
Duquesne	1-1	12/27/1985	11/23/1999
East Carolina	1-1	1/7/1984	12/8/1986
East Tennessee State	1-0	12/23/2010	12/23/2010
Eastern Illinois	1-1	12/17/1990	12/17/1990

Opponent	W-L	First Meeting	Last Meeting
Eastern Kentucky	1-0	12/28/1996	12/28/1996
<b>Eastern Michigan</b>	<b>1-0</b>	<b>12/1/2018</b>	<b>12/1/2018</b>
<b>Elon</b>	<b>7-3</b>	<b>1/31/2015</b>	<b>2/9/2019</b>
Evansville	1-0	12/22/1970	12/22/1970
Fairfield	9-2	3/10/1962	11/29/2014
Fairleigh Dickinson	9-10	1/23/1965	1/13/1992
Fitchburg State	2-0	1924-25	1925-26
Florida	0-1	12/22/2003	12/22/2003
Florida Atlantic	1-0	11/20/2015	11/20/2015
Florida International	1-1	12/17/1994	12/20/1995
Florida Southern	0-1	1/10/1982	1/10/1982
Florida State	1-1	1/24/2013	11/18/2014
Fordham	1-2	11/28/1987	12/7/2003
Franklin Pierce	1-0	1/6/1990	1/6/1990
Fresno State	1-2	3/13/1981	11/29/1996
Furman	0-2	12/30/2010	11/25/2017
George Mason	12-10	12/19/1990	3/10/2013
George Washington	1-2	12/11/1970	12/29/1972
Georgetown	1-1	12/22/1979	11/21/2013
Georgia	0-1	12/18/1981	12/18/1981
Georgia Southern	0-1	12/28/1990	12/28/1990
Georgia State	10-6	1/5/2006	2/27/2013
Grambling	0-1	12/22/1992	12/22/1992
Guilford (NC)	0-1	12/27/19676	12/27/1967
Hamilton	1-0	2/13/1931	2/13/1931
Hartford	31-17	1/2/1960	2/9/2005
<b>Harvard</b>	<b>17-39</b>	<b>1920-21</b>	<b>11/9/2018</b>
Harvard Law	1-0	1920-21	1920-21
Harvard Naval	0-1	12/28/1942	12/28/1942
<b>Hofstra</b>	<b>23-23</b>	<b>2/4/1950</b>	<b>3/12/2019</b>
<b>Holy Cross</b>	<b>5-13</b>	<b>1923-24</b>	<b>11/22/2008</b>
Houston	0-2	12/3/1988	12/18/1989
Howard	6-1	12/5/1989	12/22/1995
Illinois	0-2	3/15/1985	11/11/2007
Illinois State	0-2	12/28/1984	12/28/1999
Indiana	1-2	12/23/1990	12/22/2008
Iona	3-5	12/29/1978	12/30/2004
Iowa	0-1	11/30/1986	11/30/1986
IUPUI	1-0	11/11/2008	11/11/2008
Jacksonville	1-0	12/5/1986	12/5/1986
<b>James Madison</b>	<b>20-7</b>	<b>12/3/1977</b>	<b>2/21/2019</b>
Kansas	0-1	3/21/2019	3/21/2019
Keene State	1-0	1/17/1985	1/17/1985
Kent State	3-0	12/30/2009	12/18/2017
Kings Point	2-0	12/6/1962	12/13/1963
La Salle	1-3	12/27/1986	12/8/2012
Lasell	1-0	11/22/2005	11/22/2005
LeMoyne	1-0	3/6/1968	3/6/1968
Lipscomb	1-0	11/21/2015	11/21/2015
Long Island	7-6	1935-36	11/19/2016
Louisiana Monroe	1-0	11/25/2003	11/25/2003
Louisiana Tech	0-3	11/27/1987	12/20/2011
Louisville	1-1	11/28/1986	12/27/2006
Lowell	19-7	1921-22	12/2/1978
Loyola (MD)	2-0	12/3/2001	1/2/2003
Loyola Marymount	1-0	11/24/1990	11/24/1990
<b>Maine</b>	<b>65-46</b>	<b>1920-21</b>	<b>11/20/2016</b>
Manhattan	1-2	1924-25	11/23/2014
Marietta	1-0	12/26/1968	12/26/1968
Marist	3-2	12/2/1980	12/14/2003
Marquette	0-1	12/1/1998	12/1/1998
Maryland	0-2	11/23/1985	11/15/2007
McNeese State	1-0	12/21/1992	12/21/1992
<b>Massachusetts</b>	<b>18-37</b>	<b>1921-22</b>	<b>11/26/2014</b>
UMass-Boston	2-0	2/6/1982	11/30/1993
Mass. Pharmacy	1-0	1922-23	1922-23
MIT	30-15	1920-21	1/9/1976



## ALL-TIME RESULTS

Opponent	W-L	First Meeting	Last Meeting
Memphis	0-2	3/16/2005	12/31/2008
Merrimack	4-2	12/29/1967	12/7/1983
Miami (FL)	1-2	1/31/1991	11/27/2015
Miami (OH)	0-1	11/22/2015	11/22/2015
Michigan	0-1	11/12/2008	11/12/2008
Michigan State	1-1	12/19/2015	12/18/2016
Middlebury	10-9	1920-21	12/17/1966
Monmouth	1-2	1/29/1991	12/12/1992
Montana	0-1	12/8/1984	12/8/1984
Navy	2-3	12/4/1997	11/22/2014
New Bedford	3-0	1924-25	1/10/1931
New Hampshire	86-36	1926-27	12/3/2007
New Mexico	0-2	11/28/1998	12/2/2002
New Orleans	0-1	12/21/1994	12/21/1994
Newport Naval	4-0	1929-30	1/2/1932
Niagara	17-7	1/6/1982	11/23/1996
UNC Asheville	1-1	2/19/2011	12/18/2012
UNC Charlotte	0-4	12/27/1980	11/22/2013
UNC Greensboro	1-1	11/27/1999	12/1/2000
<b>UNC Wilmington</b>	<b>16-12</b>	<b>1/28/2006</b>	<b>3/10/2019</b>
North Carolina	0-1	3/15/1991	3/15/1991
North Carolina State	0-3	2/15/1984	12/29/2015
North Dakota State	0-1	11/26/1983	11/26/1983
Northern Arizona	0-2	11/24/2001	12/4/2002
Northwestern	1-3	1/3/1990	12/29/1993
Norwich	8-3	1921-22	12/20/1967
Notre Dame	0-2	11/25/1997	3/19/2015
NY Polytechnic	0-2	1923-24	1923-24
Oakland	2-1	11/18/2006	12/8/2018
Ohio State	1-1	2/16/1985	11/19/2017
Oklahoma	0-2	1/4/1977	3/13/1986
<b>Old Dominion</b>	<b>5-8</b>	<b>1/7/2006</b>	<b>3/2/2013</b>
Oregon	0-1	12/27/1989	12/27/1989
Pennsylvania	0-1	12/21/1974	12/21/1974
Penn State	1-1	1/24/1981	12/14/2002
Pepperdine	0-2	12/18/1988	12/30/1989
Pittsburgh	0-1	11/17/2006	11/17/2006
Pratt Institute	2-3	2/28/1931	2/1/1935
Princeton	3-2	12/8/1979	11/13/2012
Providence	3-10	1921-22	12/1/2010
Purdue	0-2	11/25/1983	3/13/1987
Quinnipiac	1-0	1/26/1987	1/26/1987
RPI	0-1	2/14/1931	2/14/1931
Rhode Island	9-69	1920-21	12/8/2010
Richmond	1-1	12/31/2013	12/31/2014
Rider	5-6	1/19/1973	11/25/2006
Robert Morris	1-0	11/30/1979	11/30/1979
Rochester	1-1	3/5/1968	3/5/1968
Rutgers	0-1	12/30/1996	12/30/1996
Sacred Heart	1-0	12/21/2002	12/21/2002
St. Anslem's	9-1	3/9/1962	2/3/1977
St. Bonaventure	2-2	12/29/1983	12/21/2018
St. Francis (NY)	1-3	12/5/1977	2/14/1981
St. John's	1-1	1925-26	11/26/2011
St. Joseph's	1-1	3/13/1982	12/18/1982
St. Joseph's (ME)	1-0	12/3/1986	12/3/1986
St. Louis	0-1	12/22/2010	12/22/2010
St. Mary's	0-2	12/22/2009	12/22/2014
St. Michael's	12-8	1921-22	1/6/1978
St. Peter's	1-1	12/9/1988	12/8/1999
Santa Clara	2-0	12/29/2009	12/20/2014
Scranton	1-0	12/27/1970	12/27/1970
Seton Hall	1-2	1921-22	12/17/1982
Siena	15-11	1/3/1977	11/20/2010
<b>South Alabama</b>	<b>0-1</b>	<b>12/28/1982</b>	<b>12/28/1982</b>
South Dakota	1-0	12/28/1972	12/28/1972
South Florida	0-2	12/17/1997	11/29/2008
Southern Illinois	2-1	3/15/1962	11/19/2011

Opponent	W-L	First Meeting	Last Meeting
Southern Methodist	1-0	12/25/2009	12/25/2009
Southern Mississippi	1-0	12/19/1981	12/19/1981
Springfield	17-20	1927-28	2/10/1977
Stanford	0-1	First Meeting	11/17/2017
Stetson	1-2	12/16/1985	12/30/1993
Stevens Institute	0-1	1923-24	1923-24
Stonehill	1-1	12/5/1975	12/6/1976
Stony Brook	7-6	1/10/2002	12/3/2016
Suffolk	6-0	2/8/1956	12/2/2003
Syracuse	0-7	1/11/1975	12/4/2018
Texas-Arlington	0-1	1/9/1981	1/9/1981
Texas-El Paso	0-1	3/23/2009	3/23/2009
Texas State	1-0	12/24/2010	12/24/2010
Toledo	0-1	11/25/1990	11/25/1990
<b>Towson</b>	<b>24-16</b>	<b>1/2/1981</b>	<b>2/23/2019</b>
Trinity	3-2	1923-24	12/27/1966
Troy State	0-1	12/20/2002	12/20/2002
Tufts	34-30	1921-22	1/8/1987
Tulane	2-1	1/20/1989	12/22/2013
Union	0-1	12/6/1930	12/6/1930
U. S. International	1-0	2/5/1944	2/5/1944
UMBC	4-0	1/17/2004	2/12/2005
Upsala	4-2	1925-26	1936-37
Utah	0-1	3/15/1981	3/15/1981
Utah State	2-2	11/29/1986	11/24/2017
Utica	3-0	12/5/1981	1/28/1984
Valparaiso	1-0	12/27/1982	12/27/1982
Vanderbilt	0-1	1/4/2014	1/4/2014
Vermont	44-29	1920-21	12/16/2018
Villanova	0-2	3/14/1982	12/12/2003
Virginia	0-1	11/24/1989	11/24/1989
Virginia Commonwealth	6-9	12/20/1975	11/29/2013
Virginia Tech	0-2	11/29/2001	11/16/2018
Wagner	2-2	3/1/1978	2/7/1981
Wentworth	2-0	11/17/2015	11/12/2017
Wesleyan	1-1	1929-30	12/30/1964
Western Michigan	1-2	12/23/2009	12/7/2015
West Virginia	1-0	11/29/2003	11/29/2003
West Texas State	0-1	12/29/1984	12/29/1984
<b>William &amp; Mary</b>	<b>14-12</b>	<b>2/2/2006</b>	<b>2/7/2019</b>
Williams	0-3	1929-30	1/19/1938
Wisconsin-Milwaukee	1-0	12/21/2013	12/21/2013
Wittenburg	0-1	3/13/1963	3/13/1963
WPI	25-14	1923-24	12/20/1969
Wright State	2-2	12/4/2004	11/28/2009
Wyoming	1-0	3/17/2009	3/17/2009

2018-19 opponents are in bold





## ALL-TIME SERIES RESULTS

**Acadia (1-0)**

Date	Result	Site
1/5/1974	W, 69-68	49-Halifax, Nova Scotia

**Adelphi (0-1)**

Date	Result	Site
3/7/1964	L, 66-68	4-Worcester

**Alabama (1-2)**

Date	Result	Site
12/2/1979	L, 73-88	Tuscaloosa
3/19/2013	L, 43-62	5-Tuscaloosa
11/15/2018	W, 68-52	65-Charleston

**Alabama-Birmingham (0-2)**

Date	Result	Site
12/29/2012	L, 63-83	Birmingham
12/7/2013	L, 69-74	Boston

**Albany (7-1)**

Date	Result	Site
1/26/2002	L, 50-51	Albany
2/12/2002	W, 79-59	Boston
2/2/2003	W, 89-80	Albany+
2/26/2003	W, 69-54	Boston
1/11/2004	W, 77-70	Boston
2/29/2004	W, 80-62	Albany
1/9/2005	W, 73-70	Albany
2/27/2005	W, 70-63	Boston

**AIC (21-16)**

Date	Result	Site
1935-36	W, 40-27	Boston
1936-37	W, 28-20	Boston
2/12/1945	W, 70-40	Boston
12/15/1945	L, 47-74	Boston
2/11/1950	W, 77-61	Boston
1/13/51	L, 50-57	Boston
2/9/1952	W, 78-77	Boston
2/14/1953	L, 64-69	Boston
2/24/1954	L, 80-87	Boston
2/19/1955	L, 76-83	Boston
2/18/1956	L, 68-84	Boston
2/12/1956	L, 67-92	Springfield
2/18/1958	L, 82-93	Springfield
2/17/1959	W, 84-59	Boston
2/16/1960	L, 50-64	Springfield
12/3/1960	W, 63-52	Springfield
2/24/1962	W, 72-60	Boston
12/15/1962	W, 96-55	Springfield
2/24/1964	W, 79-60	Boston
2/8/1965	L, 57-61	Springfield
2/19/1966	W, 81-79	Boston
12/29/1966	L, 76-77	Springfield
2/11/1967	L, 68-70	Springfield
3/9/1967	W, 80-53	4-Springfield
12/13/1967	L, 78-83	Boston
12/18/1968	W, 73-72	Springfield
2/11/1969	L, 66-72	Boston
2/3/1971	W, 86-70	Springfield
2/11/1972	W, 69-63	Boston
1/3/1973	L, 62-44	Springfield
1/24/1974	L, 61-64	Boston
2/22/1975	W, 92-70	Springfield
2/21/1976	W, 86-73	Boston
2/19/1977	W, 71-70	Springfield
2/18/1978	W, 76-68	Boston
2/17/1979	L, 71-73	Springfield
1/7/1980	W, 88-81	Boston

**American (1-1)**

Date	Result	Site
12/2/1977	W, 72-68	42-Harrisonburg, Va.
1/31/1983	L, 51-52	Boston

**Amherst (6-1)**

Date	Result	Site
2/6/1954	L, 65-74	Boston
1/15/1964	W, 86-48	Boston
12/16/1964	W, 79-65	Amherst
12/29/1965	W, 68-64	41-Worcester
2/2/1966	W, 72-60	Boston
2/18/1967	W, 80-63	Amherst
1/13/1967	W, 93-56	Boston

**Arkansas-Little Rock (1-0)**

Date	Result	Site
12/7/1984	W, 70-63	21-Missoula, Mont.

**Army (12-6)**

Date	Result	Site
1/25/1943	W, 62-22	Boston
3/4/1972	W, 74-73	Boston
12/12/1972	L, 68-70	West Point+
3/2/1974	L, 57-58	Boston

12/10/1974 W, 77-74

12/8/1976 L, 66-69

12/10/1977 L, 70-87

12/9/1978 W, 62-61

2/18/1980 W, 61-57

12/8/1980 W, 53-51

12/7/1981 W, 64-54

1/29/1983 L, 55-67

2/1/1984 W, 76-60

1/15/1986 W, 55-49

11/25/1989 L, 65-66

2/7/1991 W, 66-47

12/1/1992 W, 90-57

12/28/1997 W, 83-61

**Arnold College (1-0)**

Date	Result	Site
2/27/1931	W, 32-19	Boston

**Ashburnham (1-0)**

Date	Result	Site
1924-25	W, 49-14	Boston

**Assumption (9-9)**

Date	Result	Site
3/8/1963	W, 74-60	4-Boston
3/6/1964	W, 79068	4-Worcester
12/28/1965	L, 62-75	41-Worcester
3/3/1966	L, 69-96	4-Springfield
1/4/1969	W, 68-67	Boston
1/26/1970	L, 61-77	Worcester
1/28/1971	L, 77-84	Boston
1/26/1972	L, 77-79	Worcester
1/25/1973	L, 68-73	Boston
2/5/1974	L, 78-79	Worcester
2/5/1975	L, 77-84	Boston
2/5/1976	W, 63-62	Worcester
2/1/1977	W, 72-70	Boston
2/1/1978	W, 57-50	Worcester
1/31/1979	L, 79-80	Boston
1/31/1980	W, 92-83	Worcester
1/14/1982	W, 68-66	Boston
1/13/1983	W, 82-70	Worcester

**Baltimore (1-0)**

Date	Result	Site
12/20/1978	W, 73-59	40-New Rochelle, N.Y.

**Bates (22-14)**

Date	Result	Site
1920-21	L, 25-27	Lewiston
1920-21	L, 10-38	Boston
1/8/1938	L, 22-45	Lewiston
1/19/1939	W, 59-56	Lewiston
1/20/1940	L, 43-47	Lewiston
2/20/1941	L, 32-40	Lewiston
12/13/1941	W, 52-34	Boston
2/19/1943	L, 43-52	Lewiston
1/26/1946	W, 60-52	Boston
12/17/1947	L, 61-63	Boston
2/19/1949	L, 55-66	Lewiston
2/17/1951	W, 69-67	Lewiston
12/19/1951	W, 77-61	Boston
2/21/1953	L, 84-85	Boston
2/10/1954	W, 81-68	Boston
2/20/1954	L, 64-71	Boston
2/12/1955	L, 54-64	Boston
1/9/1956	W, 81-51	Boston
2/8/1957	W, 83-82	Lewiston
2/8/1958	L, 56-65	Boston
2/21/1959	L, 59-68	Lewiston
2/13/1960	W, 73-67	Boston
2/11/1961	L, 44-53	Lewiston
2/10/1962	W, 72-43	Boston
2/2/1963	W, 58-42	Lewiston
12/7/1964	W, 82-62	Boston
2/13/1965	W, 70-58	Lewiston
12/4/1965	W, 84-67	Boston
1/21/1967	W, 102-73	Lewiston
1/20/1968	W, 94-71	Boston
1/18/1969	W, 87-52	Lewiston
1/14/1970	W, 91-83	Boston
1/9/1971	W, 60-46	Lewiston
2/8/1972	W, 82-53	Boston
2/17/1973	W, 66-37	Lewiston
2/9/1974	W, 85-71	Boston

**Baylor (0-1)**

Date	Result	Site
11/30/1991	L, 68-80	28-Fresno, Calif

**Belmont (1-0)**

Date	Result	Site
11/23/2012	W, 74-71	10-Anchorage, Alaska

West Point

West Point

Boston

West Point

Boston

West Point

Boston

West Point

Boston

East Rutherford, N.J.

60-Charlottesville, Va.

West Point

Boston

32-Fairfax, Va.

**Bentley (2-0)**

Date	Result	Site
1/29/1976	W, 81-80	Boston+
1/27/1977	W, 89-85	Waltham

**Binghamton (4-4)**

Date	Result	Site
1/12/2002	L, 76-94	Boston
1/24/2002	L, 64-81	Binghamton
1/29/2003	W, 59-48	Boston
2/23/2003	L, 54-66	Binghamton
1/21/2004	L, 62-80	Boston
2/18/2004	W, 69-57	Binghamton
1/2/2005	W, 75-68	Boston
1/30/2005	W, 69-59	Binghamton

**Birmingham-Southern (0-1)**

Date	Result	Site
11/19/2004	L, 70-81	50-Poughkeepsie, N.Y.

**Boston College (3-34)**

Date	Result	Site
12/12/1953	L, 58-78	Boston
2/24/1955	L, 68-84	Boston
12/17/1955	W, 62-51	Boston
12/12/1956	L, 49-63	Boston
12/11/1957	L, 82-95	Boston
12/9/1958	L, 39-79	Chestnut Hill
12/7/1959	L, 63-65	Boston
2/20/1961	L, 54-75	Chestnut Hill
1/31/1962	L, 63-71	Boston
1/30/1963	L, 41-63	Chestnut Hill
2/18/1963	L, 53-59	7-Chestnut Hill
1/29/1964	L, 84-95	Boston
2/11/1964	W, 73-71	7-Boston
2/5/1965	L, 90-101	Chestnut Hill
3/1/1965	L, 51-56	7-Medford
1/13/1966	L, 63-70	Boston
2/28/1966	L, 78-85	7-Boston (Univ)
1/10/1967	L, 47-54	Chestnut Hill
1/6/1968	L, 75-83	Boston
1/29/1969	L, 69-80	Chestnut Hill
1/28/1970	L, 64-95	Boston
12/1/1970	L, 58-61	7-Boston Garden
12/3/1971	L, 51-52	7-Boston Garden
1/15/1974	L, 59-65	7-Boston
12/14/1974	L, 78-103	Chestnut Hill
1/14/1976	L, 82-83	7-Boston
1/19/1977	L, 66-68	Chestnut Hill
1/17/1978	L, 75-94	Boston
1/6/1979	L, 68-80	Chestnut Hill
2/20/1980	L, 67-76	Boston
1/28/1982	L, 77-87	Chestnut Hill
12/6/1982	L, 79-92	Boston
1/18/1984	L, 78-81	Chestnut Hill+
1/30/1985	L, 75-82	Boston
1/5/2003	W, 72-67	Chestnut Hill
12/31/2006	L, 82-87	Chestnut Hill
12/22/2007	L, 55-57	Chestnut Hill

**Boston University (74-74)**

Date	Result	Site
1920-21	L, 21-42	Boston (H)
1921-22	W, 23-15	Boston (H)
1923-24	W, 33-18	Boston (A)
1924-25	L, 27-31	Boston (H)
1924-25	L, 27-38	Boston (H)
1925-26	L, 29-36	Boston (A)
1926-27	L, 25-29	Boston (H)
1926-27	L, 21-24	Boston (A)
1927-28	L, 22-39	Boston (A)
1927-28	W, 23-21	Boston (H)
1/9/1943	W, 40-39	Boston (H)
2/10/1943	W, 68-56	Boston (A)
2/14/1945	L, 44-49	Boston (A)
2/21/1945	W, 52-45	Boston (H)
1/23/1946	L, 26-62	Boston (H)
2/20/1946	L, 25-62	Boston (A)
1/8/1947	W, 59-55	Boston (A)
2/12/1947	L, 43-58	Boston (H)
1/7/1948	W, 66-63	Boston (A)
1/31/1948	W, 47-43	Boston (H)
12/15/1948	L, 39-47	Boston (A)
12/14/1949	L, 45-55	Boston (H)
12/16/1950	W, 57-56	Boston (A)
1/30/1952	W, 61-59	Boston (A)
12/17/1952	L, 72-75	Boston (H)
1/10/1953	L, 72-82	Boston (H)
12/17/1953	W, 77-73	Boston (H)
1/9/1954	W, 86-79	Boston (H)
12/18/1954	W, 61-60	Boston (H)
1/4/1955	L, 65-80	Boston (H)
1/3/1956	L, 59-73	Boston (H)
1/21/1956	L, 58-89	Boston (A)
1/2/1957	L, 55-87	Boston (A)

2/27/1957	L, 64-74	Boston (H)
1/8/1958	L, 63-85	Boston (A)
2/5/1958	L, 74-80	Boston (H)
2/4/1959	L, 46-54	Boston (H)
2/3/1960	L, 54-72	Boston (A)
2/1/1961	W, 54-45	Boston (H)
2/7/1962	W, 86-68	Boston (A)
1/5/1963	L, 77-80	Boston (H)
2/12/1963	W, 66-49	7-Chestnut Hill
1/4/1964	L, 67-71	Boston (A)
2/17/1964	L, 75-80	7-Boston (H)++
12/8/1964	L, 67-71	Boston (H)
1/6/1966	W, 63-55	Boston (A)
2/23/1966	W, 75-57	7-Boston (A)
1/6/1967	W, 79-57	Boston (A)
2/8/1967	W, 91-51	Boston (H)
1/24/1968	W, 68-67	Boston (H)</



3/3/2003	L, 65-76	Boston (H)
3/10/2003	L, 61-71	2-Boston (A)
1/24/2004	L, 74-76	Boston (H)
2/22/2004	L, 68-82	Boston (A)
1/19/2005	W, 77-75	Boston (H)
2/20/2005	W, 63-48	Boston (A)
11/21/2006	W, 73-54	Boston (H)
11/19/2007	W, 65-58	Boston (A)
11/25/2008	L, 75-83	Boston (H)
11/25/2009	L, 64-69	Boston (A)+
11/12/2010	W, 66-64	Boston (H)
11/11/2011	W, 82-74	Boston (A)+
11/9/2012	W, 65-64	Boston (H)
11/10/2013	L, 69-72	18-Boston Garden
11/10/2014	W, 71-65	18-Boston Garden
11/13/2015	W, 87-84	Boston (A)+
11/11/2016	W, 87-77	Boston (H)
11/18/2016	L, 63-65	Boston (A)
11/10/2017	W, 65-59	Boston (A)
11/6/2018	L, 74-77	Boston (H)

## Bowdoin (7-2)

Date	Result	Site
2/16/1945	L, 50-61	Boston
2/14/1947	W, 54-37	Brunswick
2/24/1951	W, 73-67	Brunswick
2/23/1952	W, 66-60	Boston
1/24/1953	L, 66-74	Boston
12/19/1958	W, 83-57	Boston
12/18/1959	W, 59-56	Boston
11/30/1962	W, 68-32	Boston
12/28/1967	W, 80-68	9-Springfield

## Bradley (1-3)

Date	Result	Site
12/26/1986	L, 105-110	43-Philadelphia
12/20/1994	W, 82-77	59-New Orleans
11/23/2003	L, 86-92	45-Las Vegas
12/6/2011	L, 68-79	Peoria

## Brandeis (14-7)

Date	Result	Site
2/2/1952	L, 70-77	Waltham
1/17/1953	L, 76-91	Boston
1/19/1954	L, 81-93	Boston
12/8/1954	L, 60-94	Boston
12/8/1955	L, 70-80	Boston
12/15/1956	L, 54-77	Boston
12/3/1962	W, 81-59	Boston
12/5/1963	W, 75-71	Waltham
12/14/1964	W, 73-56	Waltham
2/22/1967	W, 70-63	Boston
2/24/1968	W, 86-63	Boston
2/24/1970	W, 82-55	Boston
2/23/1971	W, 92-63	Waltham
2/19/1972	W, 73-67	Boston
2/20/1973	W, 89-75	Waltham
1/23/1975	L, 68-72	Boston
2/21/1977	W, 80-75	Waltham+
12/8/1977	W, 89-77	Boston
12/4/1978	W, 76-58	Waltham
12/6/1979	W, 100-71	Boston
12/4/1980	W, 103-70	Waltham

## Bridgeport (6-2)

Date	Result	Site
12/13/1960	W, 89-76	Boston
1/5/1962	W, 79-76	Bridgeport
2/21/1972	W, 77-73	Boston
1/6/1973	W, 73-61	Bridgeport
1/31/1974	L, 66-75	Boston
1/18/1975	W, 64-55	Bridgeport
12/8/1975	W, 87-73	Boston
2/12/1977	L, 78-92	Bridgeport

## Bridgewater State (6-0)

Date	Result	Site
1922-23	W, 34-17	Boston
1922-23	W, 29-25	Bridgewater
1923-24	W, 38-37	Boston
1925-26	W, 46-15	Boston
1927-28	W, 46-41	Boston
12/19/1931	W, 26-21	Boston

## Brigham Young (0-1)

Date	Result	Site
11/25/1988	L, 78-87	44-Queens, N.Y.

## Brooklyn (3-3)

Date	Result	Site
1924-25	L, 12-43	Boston
1924-25	L, 21-26	Brooklyn
1927-28	W, 27-18	Brooklyn
1928-29	L, 24-30	Brooklyn
1932-33	W, 42-39	Brooklyn
1/22/1983	W, 87-85	Boston+

## Brown (15-22)

Date	Result	Site
1922-23	L, 17-21	Providence
12/13/1930	L, 32-42	Providence
12/12/1931	L, 37-38	Boston
1932-33	L, 35-42	Providence
1933-34	W, 37-36	Providence
12/8/1934	W, 34-24	Boston
2/2/1938	L, 52-77	Providence
2/21/1939	L, 34-80	Providence
12/18/1939	L, 58-66	Providence
1/26/1952	W, 81-66	Providence
2/7/1953	L, 73-81	Boston
12/9/1953	L, 62-73	Boston
2/9/1955	W, 100-94	Boston
12/13/1955	L, 51-78	Providence
12/5/1956	L, 61-76	Boston
1/29/1958	L, 77-91	Providence
1/28/1959	L, 47-61	Boston
1/30/1960	L, 57-62	Providence
1/28/1961	L, 64-83	Boston
1/27/1962	L, 44-62	Providence
1/26/1963	L, 46-53	Boston
11/30/1963	W, 85-58	Providence
12/1/1964	L, 56-64	Boston
1/29/1966	L, 63-66	Providence
1/28/1967	W, 86-66	Boston
1/27/1968	L, 68-80	Providence
12/6/1969	W, 99-73	Boston
1/15/1971	W, 72-71	Providence
11/24/1978	W, 75-55	12-Providence
12/1/1979	W, 67-54	12-Providence
11/29/1980	W, 89-66	Providence
2/2/1982	W, 82-76	Boston
11/17/1998	W, 69-59	Providence
1/25/2000	W, 80-60	Boston
1/30/2001	L, 73-81	Providence
11/20/2001	L, 88-90	Boston
11/18/2005	W, 67-53	47-New Britain, Conn.

## Bucknell (2-0)

Date	Result	Site
12/15/2017	W, 82-64	Boston
11/28/2018	W, 96-78	Lewisburg

## Buffalo (3-0)

Date	Result	Site
12/26/1970	W, 80-61	54-Scranton, Pa.
12/17/1971	W, 64-59	Buffalo
12/16/1972	W, 64-55	Boston

## California (0-1)

Date	Result	Site
11/26/2005	L, 76-83	33-Berkeley, Calif.

## Cal Poly (0-2)

Date	Result	Site
11/30/1996	L, 73-89	22-Fresno, Calif.
12/17/2014	L, 58-60	15-Santa Clara, Calif.

## UC Riverside (1-0)

Date	Result	Site
11/21/2012	W, 61-52	10-Anchorage, Alaska

## Cal State-Fullerton (0-1)

Date	Result	Site
12/20/1988	L, 68-81	Fullerton

## Cal State-Northridge (1-0)

Date	Result	Site
11/25/2005	W, 102-81	33-Berkeley, Calif.

## Canisius (11-6)

Date	Result	Site
2/15/1982	W, 79-61	Boston
2/15/1983	L, 69-71	Buffalo+
2/4/1984	W, 68-66	Buffalo+
2/25/1984	W, 68-60	Boston
3/10/1984	W, 85-75	2-Boston
1/26/1985	L, 65-67	Buffalo
2/5/1985	W, 99-91	Boston
2/1/1986	L, 47-58	Buffalo
2/22/1986	W, 90-57	Boston
1/10/1987	W, 89-61	Boston
2/7/1987	W, 72-68	Buffalo
2/6/1988	W, 87-72	Buffalo
2/20/1988	L, 52-69	Boston
1/14/1989	W, 90-80	Boston
2/9/1989	L, 68-75	Buffalo
12/30/1992	W, 76-66	Boston
1/8/1994	L, 61-82	Buffalo

## Catholic (2-0)

Date	Result	Site
2/9/1973	W, 98-69	Boston
1/18/1974	W, 70-65	Washington, D.C.

## Central Connecticut (10-2)

Date	Result	Site
2/16/1966	W, 89-86	Boston
2/17/1967	W, 63-57	New Britain
12/28/1968	L, 56-66	17-New Britain
12/30/1972	W, 69-61	36-Springfield
11/27/1982	W, 63-60	Boston
12/5/1987	W, 86-56	Boston
2/27/1989	W, 81-61	New Britain
11/22/1997	W, 61-59	New Britain
12/22/1998	L, 67-72	Boston
11/19/2005	W, 94-90	47-New Britain
12/21/2012	W, 82-63	New Britain
11/16/2013	W, 83-69	Boston

## Central Florida (1-0)

Date	Result	Site
12/19/1987	W, 76-70	Orlando+

## Central Michigan (0-1)

Date	Result	Site
12/11/1993	L, 72-77	Boston

## CCNY (4-2)

Date	Result	Site
1922-23	L, 28-42	New York City
1923-24	L, 12-30	New York City
1929-30	W, 44-41	Boston
2/7/1931	W, 38-22	New York City
1/7/1961	W, 74-53	Boston
1/6/1962	W, 62-56	New York City

## Clark (38-14)

Date	Result	Site
1921-22	L, 11-31	Worcester
1922-23	W, 32-16	Boston
1922-23	L, 15-31	Worcester
1923-24	L, 11-23	Worcester
1925-26	W, 44-26	Worcester
1926-27	W, 46-28	Worcester
1926-27	W, 40-25	Boston
1927-28	L, 29-34	Boston
1927-28	L, 22-46	Worcester
1928-29	W, 45-28	Worcester
1928-29	W, 33-21	Boston
1929-30	W, 42-21	Boston
1929-30	W, 52-44	Worcester
12/10/1930	W, 42-31	Worcester
12/20/1930	W, 44-25	Boston
12/16/1931	W, 39-26	Worcester
1/9/1932	W, 41-16	Boston
1932-33	W, 27-14	Worcester 1932-33
W, 32-21	Boston	
1933-34	W, 32-21	Boston
12/15/1934	W, 32-20	Worcester
1935-36	L, 25-26	Boston
1936-37	W, 37-35	Worcester
12/15/1937	W, 32-29	Worcester
12/17/1938	W, 39-21	Boston
2/7/1940	L, 32-70	Worcester
2/8/1941	W, 57-42	Boston
2/4/1942	L, 37-65	Worcester
12/12/1942	L, 41-43	Boston
12/29/1945	W, 51-42	Worcester
3/1/1947	W, 63-54	Boston
2/7/1948	L, 40-56	Worcester
2/5/1949	W, 53-47	Boston
2/8/1950	W, 53-48	Worcester
2/7/1951	L, 73-78	Boston
2/6/1952	L, 56-60	Worcester
2/4/1953	W, 62-59	Boston
2/3/1954	W, 75-64	Boston
2/2/1955	L, 84-93	Boston
2/1/1956	W, 67-64	Worcester
2/16/1957	W, 77-73	Boston
2/15/1958	W, 67-66	Worcester
2/14/1959	W, 60-45	Boston
2/20/1960	W, 70-68	Worcester
1/14/1961	L, 69-77	Worcester
1/13/1962	W, 66-63	Boston
2/9/1963	W, 71-66	Boston
12/3/1963	W, 57-51	Boston
12/12/1964	W, 73-59	Worcester
1/26/1966	W, 92-67	Boston
1/25/1967	W, 79-66	Worcester
1/30/1968	W, 86-67	Boston

## Clarkson (0-1)

Date	Result	Site
1932-33	L, 40-41	Boston

## Coast Guard (13-6)

Date	Result	Site
1928-29	W, 39-17	Boston
1/23/1932	W, 42-33	Boston
2/3/1942	L, 52-76	Boston
1/15/1948	W, 60-52	Boston
3/1/1950	L, 40-55	New London

2/3/1951	L, 54-66	Boston
1/31/1953	L, 68-82	Boston
1/30/1954	W, 87-70	Boston
11/30/1956	L, 66-85	Boston
2/1/1958	W, 66-56	New London
1/31/1959	W, 50-42	Boston
2/27/1960	W, 64-67	New London
2/25/1961	W, 55-44	Boston
2/23/1962	L, 51-52	New London
2/22/1963	W, 98-65	Boston
1/10/1964	W, 92-59	Boston
1/12/1965	W, 83-80	New London
2/30/1966	W, 98-33	Boston
2/25/1967	W, 91-68	New London

## Colby (14-15)

Date	Result	Site
1/6/1937	L, 38-54	Waterville
1/21/1939	L, 31-51	Waterville
2/9/1939	W, 58-36	Boston
12/16/1939	L, 28-40	Boston
1/18/1940	W, 41-36	Waterville
12/14/1940	W, 40-30	Boston
2/21/1941	L, 31-54	Waterville
2/20/1942	L, 17-40	Waterville
1/25/1947	W, 71-58	Boston
2/13/1948	L, 31-53	Waterville
12/18/1948	W, 59-53	Boston
2/18/1950	L, 49-62	Waterville
3/3/1951	L, 74-81	Boston
2/16/1952	L, 50-67	Waterville
2/20/1953	W, 78-76	Boston
2/4/1955	L, 69-74	Waterville
2/9/1957	L, 68-86	Waterville
2/21/1958	L, 57-77	Boston
2/6/1960	L, 66-68	Waterville
2/18/1961	W, 68-61	Boston
2/3/1962	L, 54-55	Waterville
2/6/1963	W, 79-61	Boston
2/1/1964	W, 82-73	Waterville
2/3/1965	L, 70-86	Boston
2/12/1966	W, 77-71	Waterville
12/3/1966	W, 94-66	Boston
2/2/1968	W, 79-55	Boston
1/17/1969	W, 87-56	Waterville
2/4/1970	W, 78-76	Boston



**Connecticut (5-35)**

Date	Result	Site
1926-27	L, 39-45	Storrs
1932-33	W, 26-22	Boston
1936-37	L, 37-42	Boston
1936-37	L, 41-61	Storrs
2/22/1938	L, 32-58	Storrs
3/5/1938	W, 45-40	Boston
1/7/1939	L, 26-32	Boston
3/4/1939	L, 38-48	Storrs
1/6/1940	L, 38-61	Boston
2/14/1940	L, 49-67	Storrs
2/12/1941	L, 21-72	Storrs
3/1/1941	L, 36-79	Boston
2/11/1942	L, 34-66	Storrs
2/28/1942	L, 29-58	Boston
1/20/1943	L, 56-76	Storrs
2/27/1943	W, 50-46	Boston
1/29/1944	L, 41-59	Storrs
2/26/1944	L, 37-70	Boston
1/27/1945	L, 43-53	Boston
2/24/1945	L, 54-72	Storrs
12/22/1946	L, 28-67	Boston
2/23/1946	L, 22-78	Storrs
12/21/1947	L, 43-81	Boston
2/8/1947	L, 33-71	Storrs
12/20/1947	L, 41-64	Boston
1/14/1950	L, 40-77	Storrs
1/10/1951	L, 55-75	Boston
1/29/1955	L, 44-72	Boston
2/16/1956	L, 74-80	Storrs
2/12/1958	L, 59-87	Boston
12/28/1985	W, 90-73	23-Hartford
12/30/1994	L, 70-88	Storrs
11/29/1995	L, 39-86	Storrs
11/25/1996	L, 37-89	Storrs
12/8/2001	L, 44-80	Storrs
12/6/2004	L, 60-97	Storrs
12/6/2006	L, 53-81	Storrs
12/6/2007	L, 60-69	Storrs
3/16/2010	L, 57-59	5-Storrs
11/14/2016	W, 64-61	Storrs

**Cornell (5-2)**

Date	Result	Site
11/28/1981	W, 48-46	Ithaca
12/4/1982	W, 74-58	Boston
12/10/1983	L, 64-74	Ithaca
12/7/1985	W, 55-51	Boston
11/20/2004	W, 88-85	50-Poughkeepsie, N.Y.
11/30/2016	L, 77-80	Ithaca
12/2/2017	W, 86-66	Boston

**Curry (2-0)**

Date	Result	Site
12/17/2002	W, 95-53	Boston
12/29/2003	W, 85-56	Boston

**C. W. Post (5-3)**

Date	Result	Site
12/17/1962	W, 83-61	Boston
12/14/1963	L, 61-65	Brookville (NY)
1/8/1965	L, 70-80	Boston
1/21/1966	L, 82-83	Brookville (NY)
2/3/1987	W, 84-79	Boston
2/9/1968	W, 76-65	Brookville (NY)
2/7/1969	W, 72-58	Boston
2/14/1970	W, 74-61	Brookville (NY)

**Dalhousie (1-0)**

Date	Result	Site
1/4/1974	W, 78-41	49-Halifax, Nova Scotia

**Dartmouth (4-1)**

Date	Result	Site
1927-28	L, 18-36	Boston
12/20/1978	W, 64-57	Hanover+
1/5/1980	W, 59-55	Boston
1/20/1981	W, 69-55	Hanover
1/30/1982	W, 62-53	Boston

**Davidson (0-2)**

Date	Result	Site
11/18/2018	L, 59-71	65-Charleston
11/24/2018	L, 69-78	Davidson

**Delaware (28-29)**

Date	Result	Site
12/29/1977	L, 85-89	13-Waltham
12/9/1990	W, 84-70	Boston
1/25/1992	L, 63-65	Newark (DE)
2/23/1992	L, 64-74	Boston
1/24/1993	W, 76-73	Boston
2/19/1993	W, 82-68	Newark (DE)
3/8/1993	L, 61-84	2-Newark (DE)
1/23/1994	L, 56-59	Newark (DE)
2/18/1994	L, 85-89	Boston++
1/22/1995	W, 81-68	Boston
2/17/1995	L, 58-87	Newark (DE)

1/13/1996	L, 69-99	Newark (DE)
2/4/1996	L, 59-60	Boston
12/6/1996	L, 55-74	Newark (DE)
1/26/1997	L, 66-70	Boston
1/22/1998	L, 63-79	Newark (DE)
2/19/1998	W, 72-62	Boston
1/3/1999	L, 57-80	Newark (DE)
1/29/1999	L, 69-72	Boston
1/16/2000	W, 90-76	Boston
2/12/2000	L, 64-80	Newark (DE)
1/11/2001	L, 54-71	Newark (DE)
2/8/2001	L, 77-81	Boston+
3/4/2001	L, 66-110	2-Newark (DE)
1/12/2006	W, 73-71	Boston
2/23/2006	W, 80-66	Newark (DE)
1/27/2007	W, 73-64	Boston
2/21/2007	W, 70-61	Newark (DE)
3/2/2007	W, 77-67	3-Richmond, Va.
1/19/2008	W, 73-69	Boston+
1/30/2008	W, 53-49	Newark (DE)
1/15/2009	W, 67-47	Newark (DE)
1/31/2009	W, 73-59	Boston
1/13/2010	W, 59-55	Boston
2/2/2010	W, 67-51	Newark (DE)
1/19/2011	L, 52-54	Newark (DE)
2/15/2011	L, 66-72	Boston
3/4/2011	L, 58-60	3-Richmond, Va.
1/25/2012	W, 62-61	Boston
2/25/2012	L, 72-82	Newark (DE)
1/19/2013	W, 74-70	Newark (DE)
2/13/2013	L, 74-76	Boston+
1/18/2014	L, 70-74	Boston
2/3/2014	L, 67-80	Newark (DE)
3/9/2014	L, 74-87	3-Baltimore, Md.
1/3/2015	W, 72-53	Newark (DE)
2/7/2015	L, 68-73	Boston
3/7/2015	W, 67-64	3-Baltimore, Md.
1/7/2016	W, 88-56	Boston
1/16/2016	W, 69-60	Newark (DE)
1/5/2017	W, 90-54	Boston
1/19/2017	L, 62-69	Newark (DE)
1/20/2018	W, 76-64	Boston
2/8/2018	W, 70-67	Newark (DE)
3/4/2018	W, 74-50	3-N Chareleston
12/30/2018	L, 80-82	Boston++
2/28/2019	W, 75-64	Newark (DE)

**Detroit (1-3)**

Date	Result	Site
12/8/2004	W, 73-68	Boston
12/22/2006	L, 51-60	Detroit
1/19/2015	L, 69-81	Boston+
12/5/2015	L, 73-76	Detroit

**Devens (1-0)**

Date	Result	Site
2/9/1949	W, 54-46	Boston

**Drexel (26-39)**

Date	Result	Site
2/26/1977	W, 60-52	Boston
12/28/1978	W, 77-69	13-Waltham
1/28/1978	W, 80-78	Philadelphia
1/20/1979	L, 73-81	Boston
1/19/1980	L, 73-76	Philadelphia
1/17/1981	W, 77-65	Boston
1/16/1982	L, 68-74	Philadelphia
1/15/1983	L, 57-63	Boston
1/16/1991	W, 98-90	Philadelphia
1/24/1992	L, 67-70	Philadelphia
2/22/1992	L, 53-79	Boston
1/22/1993	L, 68-79	Boston
2/21/1993	L, 73-79	Philadelphia
1/21/1994	L, 52-89	Philadelphia
2/20/1994	L, 64-71	Boston
3/5/1994	L, 71-81	2-Philadelphia
1/20/1995	W, 87-76	Boston
2/19/1995	L, 57-75	Philadelphia
3/8/1995	L, 52-72	2-Philadelphia
1/18/1996	L, 65-87	Boston
1/28/1996	L, 47-84	Philadelphia
1/10/1997	W, 57-54	Boston
2/7/1997	L, 61-78	Philadelphia
1/16/1998	L, 58-70	Boston
1/31/1998	W, 71-68	Philadelphia++
1/17/1999	L, 82-97	Philadelphia
2/13/1999	L, 68-77	Boston
2/27/1999	L, 56-64	2-Newark, Del.
1/2/2000	L, 67-76	Philadelphia
1/30/2000	L, 56-57	Boston
1/5/2001	W, 65-62	Boston
1/28/2001	L, 76-98	Philadelphia
3/3/2001	W, 74-73	2-Newark, Del.
11/17/2001	L, 76-87	50-Poukeepsie, N.Y.
12/18/2001	L, 72-83	Philadelphia
1/14/2006	W, 63-60	Boston
2/19/2006	L, 47-83	Philadelphia
1/17/2007	L, 41-67	Philadelphia
1/29/2007	L, 59-68	Boston
3/3/2007	L, 50-64	3-Richmond, Va.

1/9/2008	W, 79-45	Boston
2/2/2008	W, 63-40	Philadelphia
2/11/2009	L, 58-62	Boston
2/25/2009	W, 47-46	Philadelphia
12/5/2009	L, 47-49	Philadelphia
1/27/2010	L, 48-61	Boston
12/4/2010	L, 58-63	TD Garden
1/22/2011	L, 58-72	Philadelphia
1/21/2012	L, 53-71	Philadelphia
2/1/2012	L, 53-61	Boston
1/8/2013	W, 63-58	Philadelphia+
2/2/2013	W, 59-52	Boston
1/11/2014	L, 88-93	Philadelphia++
3/1/2014	W, 54-52	Boston
3/8/2014	W, 90-81	3-Baltimore, Md.
1/28/2015	L, 60-65	Philadelphia
2/21/2015	W, 83-73	Boston+
2/13/2016	W, 70-60	Boston
2/27/2016	W, 61-59	Philadelphia
1/2/2017	W, 75-70	Philadelphia+
1/12/2017	W, 92-75	Boston
1/22/2018	L, 67-68	Philadelphia+
2/15/2018	W, 75-69	Boston
12/28/18	W, 93-83	Boston
3/2/2019	W, 90-66	Philadelphia

**Duke (0-4)**

Date	Result	Site
12/7/1992	L, 72-103	Durham
11/27/1993	L, 72-86	Durham
11/26/1994	L, 70-93	Durham
12/30/1995	L, 56-87	Boston

**Duquesne (1-1)**

Date	Result	Site
12/27/1985	W, 88-81	23-Hartford, Conn.
11/23/1999	L, 77-87	Pittsburgh

**East Carolina (1-1)**

Date	Result	Site
1/7/1984	W, 69-61	Boston
12/8/1986	L, 70-74	Greenville

**East Tennessee State (1-0)**

Date	Result	Site
12/23/2010	W, 77-67	20-Cancun, Mexico

**Eastern Illinois (1-0)**

Date	Result	Site
12/17/1990	W, 85-65	Boston

**Eastern Kentucky (1-0)**

Date	Result	Site
12/28/1996	W, 79-69	39-New Rochelle, N.Y.

**Eastern Michigan (1-0)**

Date	Result	Site
12/1/2018	W, 81-67	Boston

**Elon (7-3)**

Date	Result	Site
1/31/2015	W, 80-61	Boston
2/26/2015	L, 65-72	Elon
12/31/2015	W, 86-79	Elon
1/30/2016	L, 67-71	Boston
1/26/2017	L, 49-51	Boston
2/23/2017	W, 105-104	Elon++
1/5/2018	W, 72-60	Elon
2/24/2018	W, 81-59	Elon
1/10/2019	W, 81-70	Elon+
2/9/2019	W, 72-60	Boston+

**Evansville (1-0)**

Date	Result	Site
12/22/1970	W, 71-56	Evansville

**Fairfield (9-2)**

Date	Result	Site
3/10/1962	W, 80-69	4-Rochester
12/1/1973	L, 59-79	Fairfield
11/30/1974	W, 67-61	Boston
1/3/1981	W, 79-69	30-Fairfield
12/17/1983	W, 83-73	Fairfield
1/22/1995	W, 92-67	Boston
1/5/1988	W, 70-59	East Rutherford, N.J.
11/30/1988	W, 78-70	Fairfield
1/23/1990	W, 79-72	Boston
12/15/2013	L, 60-64	Fairfield
11/29/2014	W, 57-48	Boston

**Fairleigh Dickinson (9-10)**

Date	Result	Site
1/23/1965	W, 72-58	Boston
1/22/1966	W, 80-69	Teaneck
2/10/1968	L, 75-86	Teaneck
1/25/1969	L, 53-57	Boston
1/10/1969	L, 65-73	Boston
12/5/1970	L, 69-76	Boston
1/8/1972	L, 41-50	Teaneck
2/24/1973	L, 46-50	Boston

12/8/1973	L, 62-68	Teaneck
12/7/1974	L, 63-75	Boston
1/16/1976	L, 46-56	Teaneck
1/15/1977	W, 59-58	Boston
1/14/1978	W, 65-54	Teaneck
1/13/1979	W, 83-67	Boston
1/18/1980	W, 69-62	Teaneck
12/13/1980	W, 85-72	Boston
2/13/1982	W, 65-64	Teaneck
2/11/1991	L, 66-78	Teaneck
1/13/1992	W, 72-65	Boston

**Fitchburg State (2-0)**

Date	Result	Site
1924-25	W, 23-12	Boston
1925-26	W, 30-22	Boston

**Florida (0-1)**

Date	Result	Site
12/22/2003	L, 84-101	Gainesville

**Florida Atlantic (1-0)**

Date	Result	Site
11/20/2015	W, 60-58	62-Oxford, Ohio



## Georgia Southern (0-1)

Date	Result	Site
12/28/1990	L, 63-65	37-Boise, Idaho

## Georgia State (10-6)

Date	Result	Site
1/5/2006	W, 89-63	Boston
1/26/2006	W, 68-54	Atlanta
1/10/2007	W, 84-69	Boston
2/14/2007	L, 65-71	Atlanta
1/5/2008	W, 64-62	Boston
2/16/2008	L, 55-57	Atlanta
1/7/2009	W, 68-54	Atlanta
2/18/2009	L, 68-70	Boston
1/9/2010	W, 66-54	Atlanta
2/10/2010	W, 62-53	Boston
1/29/2011	W, 70-65	Boston
2/12/2011	L, 71-74	Atlanta+
1/18/2012	W, 60-57	Boston
2/8/2012	L, 59-61	Atlanta
1/30/2013	L, 73-78	Boston
2/27/2013	W, 90-84	Atlanta+

## Grambling (0-1)

Date	Result	Site
12/22/1992	L, 83-94	19-Orlando, Fla.

## Guilford (NC) (0-1)

Date	Result	Site
12/27/1967	L, 71-82	9-Springfield

## Hamilton (1-0)

Date	Result	Site
2/13/1931	W, 31-22	Clinton

## Hartford (31-17)

Date	Result	Site
1/2/1960	W, 68-45	Boston
12/17/1960	W, 73-58	Hartford
2/16/1962	W, 87-49	Boston
1/12/1963	W, 45-28	Hartford
11/30/1963	W, 93-71	Boston
2/18/1965	W, 75-59	Hartford
2/4/1986	W, 87-76	Boston
2/11/1986	W, 74-70	Hartford
1/6/1987	W, 64-62	Boston
1/13/1987	W, 74-65	Hartford
1/23/1988	W, 87-72	Boston
2/26/1988	L, 63-78	Hartford
1/11/1989	W, 87-72	Boston
1/17/1989	W, 79-71	Hartford
1/27/1990	W, 87-82	Boston+
2/24/1990	W, 68-66	Hartford
1/23/1991	L, 79-86	Hartford
2/16/1991	W, 70-64	Boston
3/7/1991	W, 74-59	2-Boston
1/18/1992	L, 56-60	Hartford
2/29/1992	W, 62-57	Boston
1/16/1993	W, 68-58	Boston
2/27/1993	W, 64-62	Hartford
1/15/1994	L, 47-62	Hartford
2/26/1994	L, 61-76	Boston
1/14/1995	W, 60-59	Boston
2/25/1995	L, 59-60	Hartford
1/6/1996	L, 74-83	Boston
2/10/1996	L, 79-82	Hartford+
1/19/1997	L, 75-82	Hartford
2/13/1997	L, 68-84	Boston
1/8/1998	W, 69-67	Hartford
2/8/1998	L, 68-75	Boston
1/22/1999	L, 63-73	Boston
2/19/1999	L, 60-62	Hartford
1/23/2000	L, 70-76	Hartford
2/17/2000	W, 77-61	Boston
1/20/2001	W, 85-82	Boston
2/17/2001	W, 81-65	Hartford
1/5/2002	L, 61-64	Hartford
2/1/2002	W, 67-66	Boston
1/11/2003	L, 75-82	Hartford
1/31/2003	W, 51-50	Boston
1/14/2004	W, 76-59	Boston
2/11/2004	W, 73-61	Hartford
3/6/2004	L, 74-79	2-Boston (N)
1/12/2005	W, 82-69	Hartford
2/9/2005	W, 86-66	Boston

## Harvard (17-39)

Date	Result	Site
1920-21	L, 13-24	Boston
1921-22	L, 22-41	Cambridge
1927-28	L, 29-33	Cambridge
1928-29	L, 39-44	Cambridge
2/11/1931	L, 26-36	Cambridge
2/16/1932	L, 23-32	Cambridge
1932-33	W, 29-28	Cambridge
12/9/1937	L, 12-44	Cambridge
12/8/1938	L, 26-31	Cambridge
2/7/1939	L, 44-49	Cambridge
12/7/1939	L, 38-51	Cambridge
12/18/1940	L, 33-51	Cambridge

12/17/1941 L, 33-54

12/16/1942 L, 31-61

2/13/1946 L, 25-82

2/6/1947 L, 32-63

12/8/1948 L, 43-62

1/3/1951 L, 54-65

1/5/1952 L, 49-72

2/18/1953 L, 48-49

1/5/1954 L, 63-75

12/6/1954 L, 49-61

12/6/1955 L, 64-72

12/21/1956 W, 66-60

12/17/1957 L, 71-103

12/17/1958 W, 68-46

12/16/1959 L, 52-53

12/18/1961 L, 60-65

12/11/1963 L, 61-64

12/7/1965 W, 67-65

12/18/1967 W, 72-67

12/16/1969 L, 79-83

12/2/1971 L, 54-57

1/12/1972 W, 73-69

1/16/1972 L, 63-105

1/7/1974 W, 55-54

1/16/1974 L, 62-75

1/14/1975 L, 67-80

1/3/1978 L, 80-83

1/11/1979 W, 81-61

2/17/1981 W, 72-67

12/13/1997 W, 47-45

12/19/1998 L, 75-80

12/18/1999 W, 72-63

11/28/2000 L, 65-88

11/27/2001 L, 61-68

12/19/2003 W, 61-58

11/27/2004 L, 75-85

12/19/2007 W, 76-73

12/10/2008 W, 76-71

12/4/2013 L, 64-72

12/3/2014 L, 46-60

12/2/2015 W, 80-71

12/6/2016 L, 80-86

11/30/2017 W, 77-61

11/9/2018 W, 81-71

11/27/2004 L, 75-85

12/19/2007 W, 76-73

12/10/2008 W, 76-71

12/4/2013 L, 64-72

12/3/2014 L, 46-60

12/2/2015 W, 80-71

12/6/2016 L, 80-86

11/30/2017 W, 77-61

Cambridge

Cambridge

Cambridge

Cambridge

Cambridge

Cambridge

Cambridge

Cambridge

Cambridge

Cambridge

Cambridge

Cambridge

Cambridge

Cambridge

Cambridge

Cambridge

Cambridge

Cambridge

Cambridge

Cambridge

Cambridge

Cambridge

Cambridge

Cambridge

Cambridge

Cambridge

Cambridge

Cambridge

Cambridge

Cambridge

Cambridge

Cambridge

Cambridge

Cambridge

Cambridge

Cambridge

Cambridge

Cambridge

Cambridge

Cambridge

Cambridge

Cambridge

Cambridge

Cambridge

Cambridge

Cambridge

Cambridge

Cambridge

Cambridge

Cambridge

Cambridge

Cambridge

## Holy Cross (5-13)

Date	Result	Site
1923-24	L, 21-44	Worcester
1923-24	L, 13-25	Boston
1929-30	L, 33-48	Worcester
12/16/1968	L, 60-67	Worcester
12/18/1969	L, 76-78	Boston
2/26/1976	L, 79-82	Worcester
3/7/1981	W, 81-79	2-Boston+
2/17/1982	W, 74-62	Worcester
2/26/1983	L, 74-79	Boston+
3/8/1983	L, 61-65	2-Worcester
1/11/1988	W, 78-67	Worcester
1/9/1989	W, 102-94	Boston
12/22/1999	L, 71-82	Worcester
12/6/2000	L, 68-76	Boston
12/27/2004	L, 76-72	Worcester
12/30/2005	L, 44-59	Boston
2/23/2008	L, 47-61	Worcester
11/22/2008	W, 61-49	Boston

## Houston (0-2)

Date	Result	Site
12/3/1988	L, 54-69	Houston
12/18/1989	L, 68-72	Boston

## Howard (6-1)

Date	Result	Site
12/5/1989	L, 74-80	Washington, D.C.
12/3/1990	W, 100-95	Boston
12/4/1991	W, 71-67	Washington, D.C.
12/10/1992	W, 73-51	Boston
12/18/1993	W, 64-62	Washington, D.C.
12/3/1994	W, 78-62	Boston
12/22/1995	W, 86-81	Washington, D.C.

## Illinois (0-2)

Date	Result	Site
3/15/1985	L, 57-76	1-Atlanta
11/11/2007	L, 55-63	Champaign

## Illinois State (0-2)

Date	Result	Site
12/28/1984	L, 84-92	27-Providence, R.I.
12/28/1999	L, 58-83	Normal

## Indiana (1-2)

Date	Result	Site
11/23/1990	L, 78-100	35-Maui, Hawaii
12/28/2000	L, 65-103	38-Bloomington
12/22/2008	W, 55-42	Bloomington

## Iona (3-5)

Date	Result	Site
12/29/1978	L, 88-103	40-New Rochelle
12/12/1981	L, 71-80	40-New Rochelle
2/11/1992	W, 68-65	Boston
2/2/1993	L, 78-82	New Rochelle
1/11/1994	L, 72-73	New Rochelle
1/10/1995	W, 79-65	Boston
12/27/1996	L, 73-80	39-New Rochelle
12/30/2004	W, 76-61	Boston

## Iowa (0-1)

Date	Result	Site
11/30/1986	L, 80-103	10-Anchorage, Alaska

## IUPUI (1-0)

Date	Result	Site
11/11/2008	W, 73-60	25-Ann Arbor, Mich.

## Jacksonville (1-0)

Date	Result	Site
12/5/1986	W, 76-70	57-Syracuse, N.Y.

## James Madison (20-7)

Date	Result	Site
12/3/1977	L, 82-84	42-Harrisonburg
12/22/2002	W, 69-66	55-San Juan, Puerto Rico
12/3/2005	W, 86-83	Harrisonburg
2/15/2006	W, 77-55	Boston
3/3/2006	W, 74-56	3-Richmond, Va.
1/24/2007	W, 67-51	Boston
2/10/2007	W, 67-64	Harrisonburg
12/1/2007	L, 65-68	Boston
3/7/2008	W, 73-55	3-Richmond, Va.
12/6/2008	W, 60-55	Harrisonburg
1/2/2010	W, 73-61	Boston
1/3/2011	L, 69-75	Harrisonburg
1/7/2012	W, 68-56	H



**Loyola (MD) (2-0)**

Date	Result	Site
12/3/2001	W, 74-63	Baltimore
1/22/2003	W, 99-69	Boston

**Loyola Marymount (1-0)**

Date	Result	Site
11/24/1990	W, 152-123	35-Maui

**Maine (65-46)**

Date	Result	Site
1920-21	L, 13-29	Boston
1920-21	L, 22-45	Orono
1935-36	W, 36-32	Orono
1936-37	L, 33-41	Orono
1936-37	W, 33-26	Boston
1/7/1938	L, 36-37	Orono
1/15/1938	W, 31-28	Boston
1/14/1939	W, 46-40	Boston
1/20/1939	L, 49-51	Orono
1/13/1940	W, 44-38	Boston
1/19/1940	W, 67-50	Orono
1/11/1941	W, 40-37	Boston
2/22/1941	L, 30-44	Orono
1/10/1942	W, 51-35	Boston
2/21/1942	W, 42-40	Orono
12/18/1942	L, 44-65	Boston
2/20/1943	L, 36-55	Orono
1/15/1944	W, 59-57	Boston
2/19/1944	L, 45-57	Orono
1/13/1945	W, 50-33	Boston
2/17/1945	W, 63-54	Orono
1/12/1946	L, 48-66	Boston
2/16/1946	L, 46-63	Orono
1/11/1947	L, 56-67	Boston
2/15/1947	L, 60-80	Orono
1/10/1948	L, 52-56	Boston
2/14/1948	L, 45-64	Orono
1/8/1949	W, 65-56	Boston
2/18/1949	L, 36-45	Orono
1/7/1950	L, 40-56	Boston
2/17/1950	L, 43-61	Orono
1/20/1951	W, 77-69	Boston
2/16/1951	L, 65-67	Orono
1/12/1952	W, 60-54	Boston
2/15/1952	L, 54-55	Orono
1/22/1953	L, 75-80	Boston
1/2/1954	W, 100-87	Boston
1/7/1956	W, 65-64	Boston
1/5/1957	L, 70-97	Orono
3/1/1957	W, 109-90	Boston
12/8/1967	W, 80-68	Boston
12/13/1968	W, 86-81	Orono
1/10/1976	L, 67-75	Boston
2/28/1976	L, 75-81	Orono
12/4/1976	L, 67-89	Orono
2/8/1977	W, 79-71	Boston
11/30/1977	W, 85-74	Boston
2/25/1978	L, 85-97	Orono
12/16/1978	W, 66-64	Orono
2/7/1979	L, 56-80	Boston
1/12/1980	W, 86-75	Orono
1/22/1980	W, 72-71	Boston
2/22/1980	L, 52-66	2-Orono
12/26/1981	W, 70-50	46-Orono
1/9/1982	W, 49-44	Boston
1/8/1983	W, 79-57	Orono
1/3/1984	W, 83-81	Boston
1/16/1984	W, 81-75	Orono
3/8/1984	W, 83-77	2-Boston
1/3/1985	W, 89-71	Orono
1/9/1985	W, 94-70	Boston
3/5/1985	W, 103-81	2-Boston
1/11/1986	W, 56-54	Boston
2/17/1986	W, 72-57	Orono
1/2/1987	W, 72-64	Orono
1/24/1987	W, 104-78	Boston
1/14/1988	W, 60-54	Boston
3/3/1988	W, 90-80	Orono
1/4/1989	W, 59-55	Orono
1/28/1989	L, 71-73	Boston
3/9/1989	W, 65-59	2-Hartford
1/17/1990	L, 61-74	Orono
2/3/1990	W, 78-58	Boston
1/12/1991	W, 60-56	Orono
2/19/1991	W, 82-73	Boston
3/9/1991	W, 57-46	2-Boston
2/1/1992	L, 65-67	Boston
2/13/1992	W, 68-63	Orono
1/30/1993	W, 72-71	Orono
2/11/1993	W, 77-60	Boston
1/29/1994	L, 67-79	Boston
2/10/1994	L, 73-89	Orono
1/28/1995	W, 83-66	Orono
2/9/1995	W, 69-65	Boston
12/10/1995	L, 62-76	Boston
2/24/1996	W, 75-59	Orono
1/2/1997	L, 55-68	Boston
2/20/1997	W, 57-51	Orono

1/4/1998	W, 84-73	Boston
2/14/1998	L, 66-73	Orono
2/27/1998	W, 74-54	2-Newark, Del.
1/12/1999	L, 70-90	Boston
2/4/1999	L, 79-100	Orono
2/7/2000	L, 67-79	Orono
2/24/2000	L, 67-70	Boston+
1/2/2001	L, 68-74	Orono
2/23/2001	W, 91-85	Boston
2/3/2002	L, 73-74	Boston
2/21/2002	W, 70-63	Orono
1/15/2003	L, 76-90	Boston
2/12/2003	L, 55-75	Boston
3/9/2003	W, 71-68	2-Boston (N)
1/28/2004	W, 82-79	Orono
2/26/2004	W, 99-89	Boston
1/23/2005	L, 60-67	Orono
2/16/2005	W, 82-51	Boston
3/6/2005	W, 86-73	2-Binghamton
2/17/2007	W, 71-61	Boston
11/24/2008	W, 70-57	Orono
11/28/2012	L, 73-76	Boston
11/20/2016	W, 80-72	Boston (BU)

**Manhattan (1-2)**

Date	Result	Site
1924-25	L, 25-35	Bronx
1936-37	L, 27-38	Bronx
11/23/2014	W, 65-51	36-Uncasville, Conn.

**Marietta (1-0)**

Date	Result	Site
12/26/1968	W, 70-61	17-New Britain, Conn.

**Marist (3-2)**

Date	Result	Site
12/2/1980	W, 86-80	Boston+
1/5/1983	W, 74-61	Poughkeepsie
11/25/1995	L, 55-73	Boston
12/16/1995	L, 65-86	Poughkeepsie
12/14/2003	W, 59-57	Boston

**Marquette (0-1)**

Date	Result	Site
12/1/1998	L, 68-82	Milwaukee

**Maryland (0-2)**

Date	Result	Site
11/23/1985	L, 72-84	College Park
11/15/2007	L, 72-74	College Park+

**McNeese State (1-0)**

Date	Result	Site
12/21/1992	W, 78-72	19-Orlando, Fla.

**Massachusetts (18-37)**

Date	Result	Site
1921-22	L, 12-30	Amherst
1922-23	L, 18-42	Boston
1924-25	L, 14-40	Amherst
1926-27	L, 17-33	Boston
1927-28	L, 19-29	Amherst
1928-29	W, 32-17	Boston
1929-30	L, 23-25	Amherst
1/17/1931	L, 31-37	Boston
12/13/1947	W, 57-35	Amherst
2/18/1948	W, 59-55	Amherst
12/11/1948	W, 45-42	Boston
12/10/1949	L, 30-36	Amherst
12/9/1950	W, 80-63	Boston
12/8/1951	W, 65-64	Amherst
12/6/1952	W, 62-56	Boston
12/5/1953	W, 75-63	Boston
12/4/1954	L, 63-70	Boston
12/3/1955	L, 45-69	Amherst
12/1/1956	L, 57-70	Boston
12/14/1957	L, 71-54	Amherst
12/13/1958	L, 55-58	Boston
2/6/1960	L, 62-86	Amherst
1/3/1961	L, 70-71	Boston
1/3/1962	L, 61-72	Amherst
2/20/1963	W, 90-61	Boston
2/20/1964	L, 63-69	Amherst
1/2/1965	L, 66-77	Boston
12/11/1965	L, 72-78	Amherst
2/27/1968	L, 59-61	Boston
1/23/1969	W, 68-64	Boston
1/31/1970	L, 62-90	Amherst
1/30/1971	L, 47-61	Amherst
12/11/1972	L, 61-62	Boston
2/27/1973	L, 69-80	Amherst
1/29/1974	L, 64-71	Boston
1/28/1975	L, 58-65	Amherst
2/14/1976	L, 64-75	Amherst
2/28/1977	L, 76-82	Boston
2/9/1978	L, 58-61	Amherst
12/7/1978	L, 72-76	Boston
2/14/1980	W, 67-59	Amherst
2/12/1981	W, 65-54	Boston

12/9/1981	W, 66-60	Amherst
2/17/1983	W, 81-67	Boston
12/15/1984	L, 66-67	Amherst
12/14/1985	W, 71-68	Boston
12/13/1986	W, 78-70	Amherst
12/12/1987	L, 74-75	Boston
12/10/1988	L, 69-76	Amherst
12/9/1989	W, 79-73	Boston
12/1/2004	W, 84-68	Amherst
11/19/2006	L, 56-79	16-Pittsburgh, Pa.
11/14/2011	L, 67-83	Amherst
12/4/2012	L, 66-72	Boston
11/26/2014	L, 54-79	36-Amherst

**UMass-Boston (2-0)**

Date	Result	Site
2/6/1982	W, 77-50	Boston
11/30/1993	W, 104-56	Boston

**Mass. Pharmacy (1-0)**

Date	Result	Site
1922-23	W, 29-14	Boston

**MIT (30-15)**

Date	Result	Site
1920-21	L, 18-37	Cambridge
1921-22	L, 17-29	Boston
1922-23	L, 19-20	Boston
1923-24	L, 26-31	Cambridge
1924-25	L, 23-24	Cambridge
1924-25	W, 29-23	Boston
1925-26	L, 22-35	Cambridge
1925-26	W, 25-22	Boston
1926-27	L, 17-18	Boston
1927-28	L, 25-56	Cambridge
12/10/1942	W, 50-44	Cambridge
1/16/1946	L, 36-53	Cambridge
1/15/1947	L, 51-71	Cambridge
1/14/1948	W, 41-33	Boston
2/25/1948	W, 55-51	Cambridge
1/12/1949	W, 67-52	Boston
2/23/1949	W, 57-56	Cambridge
12/20/1949	L, 47-59	Cambridge
2/22/1950	W, 49-47	Boston
12/19/1950	L, 48-51	Cambridge
2/21/1951	W, 81-57	Boston
1/11/1952	W, 68-61	Cambridge
2/27/1952	W, 70-47	Boston
1/14/1953	W, 77-54	Boston
2/28/1953	W, 75-54	Boston
1/13/1954	W, 68-59	Boston
1/12/1955	L, 79-89	Boston
1/19/1955	W, 82-57	Boston
1/18/1956	W, 69-41	Boston
2/20/1957	L, 68-69	Cambridge
2/26/1958	W, 61-52	Boston
2/25/1959	W, 60-50	Cambridge
12/9/1959	W, 52-49	Boston
12/7/1960	L, 66-71	Cambridge
12/6/1961	W, 61-41	Boston
12/19/1962	W, 59-49	Cambridge
12/19/1963	W, 82-74	Boston
2/16/1965	W, 60-56	Cambridge
2/16/1966	W, 89-71	Boston
2/14/1967	W, 69-60	Cambridge
1/8/1968	W, 55-53	Boston
2/22/1968	W, 75-61	24-Medford
2/19/1969	W, 79-56	17-New Britain, Conn.
2/28/1970	W, 101-71	Cambridge
1/9/1976	W, 92-74	Boston

**Memphis (0-2)**

Date	Result	Site
3/16/2005	L, 65-90	5-Memphis
12/31/2008	L, 48-80	Memphis

**Merrimack (4-2)**

Date	Result	Site
12/29/1967	W, 96-67	9-Springfield
12/6/1973	W, 87-67	Boston
12/2/1974	L, 82-78	N. Andover
1/21/1975	L, 81-82	Boston
12/1/1976	L, 85-88	N. Andover
12/7/1983	W, 78-54	Boston

**Miami (FL) (1-2)**

Date	Result	Site
1/31/1991	L, 63-79	Coral Gables
11/25/2000	L, 86-92	Coral Gables
11/27/2015	W, 78-77	Coral Gables

**Miami (OH) (0-1)**

Date	Result	Site
11/22/2015	L, 61-67	62-Oxford, Ohio

**Michigan (0-1)**

Date	Result	Site
11/12/2008	L, 56-76	25-Ann Arbor, Mich.

**Michigan State (1-1)**

Date	Result	Site
12/19/2015	L, 58-78	63-Boston
12/18/2016	W, 81-73	E. Lansing

**Middlebury (10-9)**

Date	Result	Site
1920-21	L, 17-33	Boston
1920-21	L, 19-53	Middlebury
1924-25	L, 16-32	Boston
1/16/1932	W, 43-29	Boston
1932-33	L, 35-43	Boston
1933-34	W, 34-24	Boston
1/12/1935	L, 35-41	Boston
12/15/1951	W, 70-67	Boston
2/26/1955	L, 72-83	Boston
2/25/1956	L, 47-56	Boston
2/1/1957	L, 58-60	Middlebury
12/20/1958	W, 75-66	Boston
2/7/1959	W, 58-56	Middlebury
12/4/1959	L, 71-72	Boston
12/8/1961	W, 94-64	Middlebury
1/4/1963	W, 81-47	Boston
2/7/1964	W, 84-44	Middlebury
2/4/1966	W, 83-55	Middlebury
12/17/1966	W, 106-70	Boston



2/13/1964	W, 71-64	Durham
2/22/1965	W, 92-72	Boston
2/10/1966	W, 90-62	Durham
12/10/1967	W, 98-74	Boston
3/1/1968	W, 67-53	Durham
1/9/1969	L, 72-75	Boston
12/8/1969	W, 65-63	Durham
2/6/1971	W, 75-65	Boston
12/4/1971	L, 46-48	Durham
1/27/1973	W, 75-65	Boston
2/23/1974	W, 67-65	Durham
2/28/1975	W, 62-60	Boston
1/19/1976	W, 72-71	Durham
12/11/1976	L, 67-79	Boston
2/14/1977	L, 71-81	Durham
1/24/1978	W, 71-60	Boston
2/27/1978	L, 62-64	Durham
1/29/1979	W, 73-68	Boston
2/5/1979	W, 83-81	Durham
1/28/1980	W, 73-63	Boston
2/10/1980	W, 69-68	Durham
1/15/1981	W, 85-76	Boston
2/21/1981	W, 70-69	Durham
1/12/1982	W, 81-65	Durham
2/20/1982	W, 72-71	Boston
12/8/1982	L, 81-90	Durham
3/5/1983	L, 73-74	Boston
1/5/1984	W, 91-86	Durham
2/9/1984	W, 95-81	Boston
1/24/1985	L, 55-57	Durham
2/22/1985	W, 78-70	Boston
1/21/1986	W, 78-65	Durham
2/1/1986	W, 66-53	Durham
1/4/1987	W, 91-64	Durham
2/23/1987	W, 76-69	Boston
3/3/1987	W, 85-71	2-Boston
1/30/1988	W, 90-78	Durham
2/23/1988	W, 71-60	Boston
1/7/1989	W, 88-72	Boston
1/25/1989	W, 86-79	Durham
1/13/1990	W, 79-69	Boston
2/1/1990	W, 71-53	Durham
2/5/1991	W, 57-39	Boston
2/23/1991	W, 73-57	Durham
1/30/1992	W, 90-51	Boston
2/15/1992	L, 64-66	Durham
1/28/1993	W, 75-62	Durham
2/13/1993	W, 73-45	Boston
1/27/1994	L, 62-64	Boston+
2/12/1994	L, 69-74	Durham
1/26/1995	L, 69-88	Durham
2/11/1995	L, 91-94	Boston++
3/6/1995	W, 91-70	2-Boston
12/8/1995	L, 90-98	Durham++
2/22/1996	L, 72-78	Boston
1/4/1997	L, 57-59	Boston
2/22/1997	W, 57-56	Boston
1/2/1998	W, 58-56	Boston
2/12/1998	L, 74-84	Durham
1/9/1999	W, 74-67	Boston
2/6/1999	W, 72-67	Durham
2/26/1999	W, 77-69	2-Newark, Del.
12/6/1999	W, 78-66	Boston
2/26/2000	W, 81-77	Durham
1/16/2001	L, 77-94	Durham
2/25/2001	W, 92-77	Boston
12/29/2001	W, 84-72	Durham
2/5/2002	L, 81-82	Boston
1/18/2003	W, 81-58	Boston
2/8/2003	W, 75-61	Durham
1/4/2004	W, 75-72	Durham
1/31/2004	W, 76-69	Boston
2/2/2005	W, 73-67	Durham
2/24/2005	W, 88-65	Boston
12/18/2006	W, 51-41	Boston
12/3/2007	W, 62-57	Durham

**New Mexico (0-2)**

Date	Result	Site
11/28/1998	L, 61-93	48-Albuquerque
12/2/2002	L, 88-90	Albuquerque

**New Orleans (0-1)**

Date	Result	Site
12/21/1994	L, 70-77	59-New Orleans

**Newport Naval (4-0)**

Date	Result	Site
1929-30	W, 36-31	Boston
1/3/1931	W, 48-37	Boston
1/28/1931	W, 42-31	Newport
1/2/1932	W, 48-19	Boston

**Niagara (17-7)**

Date	Result	Site
1/6/1982	W, 94-68	Boston
3/6/1982	W, 82-59	2-Boston
2/14/1983	W, 76-74	Lewiston
2/6/1984	W, 76-70	Lewiston
2/27/1984	W, 94-90	Boston

1/5/1985	W, 73-70	Boston
1/28/1985	L, 80-85	Lewiston+
1/30/1986	W, 90-75	Lewiston
2/24/1986	W, 85-62	Boston
1/31/1987	W, 60-50	Boston
1/31/1987	L, 87-88	Lewiston
1/16/1988	W, 91-85	Boston+
2/4/1988	W, 95-92	Lewiston
3/8/1988	L, 57-70	2-Hartford, Conn.
2/4/1989	W, 68-63	Boston
2/11/1989	W, 86-68	Lewiston
2/12/1990	W, 96-84	Lewiston
1/8/1991	W, 73-66	Boston+
12/21/1991	W, 75-71	Lewiston
1/7/1993	L, 71-83	Boston
1/6/1994	L, 79-80	Lewiston+
1/7/1995	W, 67-56	Boston
1/30/1996	L, 62-81	Lewiston
11/23/1996	L, 74-78	Boston

**UNC Asheville (1-1)**

Date	Result	Site
2/19/2011	W, 83-82	11-Asheville
12/18/2012	L, 73-79	Boston

**UNC Charlotte (0-4)**

Date	Result	Site
12/27/1980	L, 62-75	46-Orono, Maine
12/29/1989	L, 76-85	31-Portland, Ore.
11/24/2012	L, 59-67	10-Anchorage, Alaska
11/22/2013	L, 77-86	51-San Juan, Puerto Rico

**UNC Greensboro (1-1)**

Date	Result	Site
11/27/1999	L, 56-70	Greensboro
12/1/2000	W, 89-77	Boston

**UNC Wilmington (16-12)**

Date	Result	Site
1/28/2006	L, 44-46	Wilmington
3/5/2006	L, 54-69	3-Richmond, Va.
12/2/2006	W, 58-51	Boston
1/23/2008	L, 69-77	Wilmington
2/7/2009	W, 77-65	Boston
1/16/2010	W, 79-56	Boston
2/16/2010	W, 65-56	Wilmington
1/26/2011	W, 70-66	Wilmington
2/26/2011	W, 78-68	Boston
1/4/2012	L, 62-70	Boston
1/5/2013	W, 68-64	Boston
2/16/2013	L, 67-73	Wilmington
1/8/2014	W, 79-68	Boston+
2/13/2014	L, 45-55	Wilmington
1/5/2015	L, 68-75	Boston
2/14/2015	L, 61-66	Wilmington
3/8/2015	W, 78-71	3-Baltimore, Md.
1/2/2016	W, 65-63	Wilmington
2/6/2016	L, 73-90	Boston
3/6/2016	L, 70-73	3-Baltimore
2/16/2017	L, 65-66	Boston
2/25/2017	L, 65-74	Wilmington
1/13/2018	W, 81-77	Wilmington
2/3/2018	W, 107-100	Boston
3/5/2018	W, 79-52	3-N Charleston
1/19/2019	W, 88-71	Boston
2/14/2019	W, 81-77	Wilmington
3/10/2019	W, 80-59	3-N. Charleston

**North Carolina (0-1)**

Date	Result	Site
3/15/1991	L, 66-101	1-Syracuse, N.Y.

**North Carolina State (0-3)**

Date	Result	Site
2/15/1984	L, 74-77	Raleigh
12/22/2011	L, 59-88	Raleigh
12/29/2015	L, 66-72	Raleigh

**North Dakota State (0-1)**

Date	Result	Site
11/26/1983	W, 94-77	28-Fresno, Calif.

**Northern Arizona (0-2)**

Date	Result	Site
11/24/2001	L, 67-70	Boston
12/4/2002	L, 56-71	Flagstaff

**Northwestern (1-3)**

Date	Result	Site
1/3/1990	L, 70-74	Evanston
1/19/1991	W, 84-78	Boston
12/14/1991	L, 66-93	Evanston
12/29/1993	L, 65-92	34-DeLand, Fla.

**Norwich (8-3)**

Date	Result	Site
1921-22	L, 22-35	Northfield
1921-22	W, 31-9	Boston
1922-23	L, 26-34	Boston
1928-29	W, 50-15	Boston

12/20/1941	W, 37-31	Boston
1/20/1961	L, 74-81	Northfield
2/2/1962	W, 76-65	Boston
2/8/1964	W, 83-49	Northfield
1/15/1965	W, 88-79	Boston
2/5/1966	W, 99-83	Northfield
12/20/1967	W, 104-59	Boston

**Notre Dame (0-2)**

Date	Result	Site
11/25/1997	L, 45-72	South Bend
3/19/2015	L, 65-69	1-Pittsburgh, Pa.

**NY Polytechnic (0-2)**

Date	Result	Site
1923-24	L, 13-31	Boston
1923-24	L, 22-30	Brooklyn

**Oakland (2-1)**

Date	Result	Site
11/18/2006	L, 52-67	16-Pittsburgh, Pa.
12/20/2016	W, 61-59	Rochester
12/8/2018	W, 92-83	Boston

**Ohio State (1-1)**

Date	Result	Site
2/16/1985	W, 76-74	East Rutherford, N.J.
11/19/2017	L, 55-80	64 Columbus

**Oklahoma (0-2)**

Date	Result	Site
1/4/1977	L, 56-72	56-Albany, N.Y.
3/13/1986	L, 74-80	1-Greensboro, N.C.

**Old Dominion (5-8)**

Date	Result	Site
1/7/2006	L, 79-85	Norfolk
3/4/2006	W, 71-63	3-Richmond, Va.
1/3/2007	L, 67-73	Boston
2/6/2008	W, 67-60	Boston
2/27/2008	L, 58-70	Norfolk
1/24/2009	W, 58-42	Norfolk
2/28/2009	L, 54-57	Boston+
1/30/2010	W, 74-64	Boston
1/5/2011	L, 34-49	Norfolk
12/3/2011	L, 59-69	Boston
1/23/2012	L, 57-69	Norfolk
2/9/2013	W, 79-74	Norfolk+
3/2/2013	L, 74-81	Boston

**Oregon (0-1)**

Date	Result	Site
12/27/1989	L, 74-77	31-Portland, Ore.

**Pennsylvania (0-1)**

Date	Result	Site
12/21/1974	L, 72-107	Philadelphia

**Penn State (1-1)**

Date	Result	Site
1/24/1981	W, 60-58	State College
12/14/2002	L, 67-79	State College

**Pepperdine (0-2)**

Date	Result	Site
12/18/1988	L, 91-96	Malibu
12/30/1989	L, 79-105	31-Portland, Ore.

**Pittsburgh (0-1)**

Date	Result	Site
11/17/2006	L, 52-78	16-Pittsburgh, Pa.

**Pratt Institute (2-3)**

Date	Result	Site
2/28/1931	W, 33-32	Boston
2/12/1932	L, 31-32	Brooklyn
1932-33	L, 22-24	Brooklyn
1933-34	L, 27-29	Brooklyn
2/1/1935	W, 28-23	Brooklyn

**Princeton (3-2)**

Date	Result	Site
12/8/1979	W, 74-52	Princeton
12/28/1983	W, 55-34	52-Rochester
12/29/2010	L, 63-65	58-Orlando, Fla.
12/18/2011	L, 62-71	Boston
11/13/2012	W, 67-66	Princeton

**Providence (3-10)**

Date	Result	Site
1921-22	W, 38-9	Boston
1926-27	W, 31-18	Boston
1928-29	L, 31-42	Boston
1929-30	L, 21-48	Providence
1/24/1931	L, 32-60	Boston
2/6/1945	L, 61-72	Providence
12/2/1985	L, 68-83	Providence
12/5/1990	L, 73-88	Providence
12/28/2002	L, 61-80	Providence

12/20/2005	L, 70-92	Providence
11/15/2008	W, 70-66	Providence
12/1/2009	L, 72-76	Boston
12/1/2010	L, 72-77	Providence

**Purdue (0-2)**

Date	Result	Site
11/25/1983	L, 64-83	28-Fresno, Calif.
3/13/1987	L, 95-104	1-Syracuse, N.Y.

**Quinnipiac (1-0)**

Date	Result	Site
1/26/1987	W, 104-54	Boston

**RPI (0-1)**

Date	Result	Site
2/14/1931	L, 37-51	Troy

**Rhode Island (9-69)**

Date	Result	Site
1920-21	L, 16-37	Boston
1920-21	L, 14-34	Kingston
1921-22	L, 25-44	Kingston
1921-22	W, 30-29	Boston
1922-23	L, 19-34	Kingston
1922-23	L, 18-31	Boston
1924-25	L, 21-41	Kingston
1924-25	L, 22-27	Boston
1925-26	W, 43-25	Boston
1925-26	L, 29-40	Kingston
1926-27	L, 26-44	Kingston
1926-27	L, 37-38	Boston
1927-28	L, 18-57	Kingston
1927-28	L, 29-56	Boston
1928-29	L, 34-38	Kingston
1928-29	L, 43-39	Boston+++
1929-30	L, 42-45	Kingston
1929-30	L, 34-38	Boston+
1/15/1931	L, 39-44	Kingston
2/21/1931	L, 29-46	Boston
1/13/1932	L, 33-37	Kingston
2/20/1932	W, 40-26	Boston
1932-33	L, 37-38	Kingston
1932-33	L, 32-37	Boston
1933-34	W, 44-36	Kingston
1933-34	L, 23-28	Boston
1/9/1935	L, 43-44	Kingston
2/23/1935	L, 21-33	Boston
1935-36	L, 42-61	Kingston
1935-36	L, 41-54	Boston
1936-37	L, 37-55	Kingston
1936-37	L, 37-65	Boston
1/11/1938	W, 61-57	Kingston
2/19/1938	L, 40-61	Boston
1/10/1939	L, 57-79	Kingston
2/18/1939	L, 59-71	Boston
1/9/1940	L, 61-90	Kingston
2/17/1940	L, 63-77	Boston
1/14/1941	L, 53-85	Kingston
2/15/1941	L, 20-57	Boston
1/13/1942	L, 60-98	Kingston
2/14/1942	L, 37-71	Boston
1/12/1943	L, 64-106	Kingston
2/13/1943	L, 47-57	Boston
1/5/1944	L, 45-82	Kingston
2/12/1944	L, 54-86	Boston
1/9/1945	L, 55-110	Kingston
2/10/1945	L, 37-71	Boston
1/16/1945	L, 75-78	Boston
1/15/1955	L, 88-98	Boston
1/14/1956	L, 58-71	Kingston
1/12/1957	L, 65-77	Boston
1/11/1958	L, 54-55	Kingston
1/10/1959	W, 77-61	Boston
1/5/1960	L, 48-66	Kingston
1/30/1961	L, 58-62	Boston
12/11/1961	L, 62-82	Kingston
12/10/1962	L, 52-54	Boston
1/20/1965	L, 77-87	Kingston
1/12/1967	W, 65-63	Boston
1/11/1968	L, 66-81	Kingston
12/9/1987	L, 81-95	Kingston
12/6/1988	W, 86-82	Boston
12/2/1989	W, 94-92	Kingston
12/1/1990	L, 70-76	Boston
11/23/1991	L, 72-102	Kingston
1/9/1993	L, 72-80	Boston
2/1/1994	L, 62-83	Kingston
11/30/1994	L, 66-78	Boston
12/5/1995	L, 61-78	Kingston
12/16/2000	L, 67-80	Kingston
12/22/2001	L, 66-67	Kingston
11/22/2002	L, 82-88	Boston
11/21/2003	L, 77-89	45-Las Vegas
11/28/2007	L, 72-92	Kingston
12/3/2008	L, 72-85	Boston
12/10/2009	L, 76-79	Kingston
12/8/2010	L, 67-79	Boston



**Richmond (1-1)**

Date	Result	Site
12/31/2013	L, 66-70	Boston
12/31/2014	W, 58-57	Richmond

**Rider (5-6)**

Date	Result	Site
1/19/1973	W, 64-48	Boston
1/19/1974	W, 47-45	Lawrence Township
1/7/1975	L, 72-73	Boston
1/17/1976	L, 82-107	Lawrence Township
11/27/1976	W, 62-59	Boston
1/13/1978	L, 65-71	Lawrence Township
12/21/1996	L, 70-76	Boston
12/20/1997	L, 66-83	Lawrence Township
12/20/2001	W, 80-68	Boston
2/18/2006	W, 92-76	Boston
11/25/2006	L, 69-70	Lawrence Township

**Robert Morris (1-0)**

Date	Result	Site
11/30/1979	W, 76-73	12-Providence+

**Rochester (0-1)**

Date	Result	Site
3/5/1968	L, 70-73	4-Worcester

**Rutgers (0-1)**

Date	Result	Site
12/30/1996	L, 63-78	Piscataway

**Sacred Heart (1-0)**

Date	Result	Site
12/21/2002	W, 91-74	55-San Juan, Puerto Rico

**St. Anslem's (9-1)**

Date	Result	Site
3/9/1962	W, 88-78	4-Rochester, N.Y.
12/1/1968	W, 77-67	Boston
12/10/1969	W, 70-66	Manchester
2/10/1971	W, 83-59	Boston
2/2/1972	W, 50-33	Manchester
2/14/1973	W, 71-52	Boston
2/14/1974	W, 55-50	Manchester
2/11/1975	W, 95-56	Boston
2/10/1976	W, 84-74	Manchester
2/3/1977	L, 79-83	Boston

**St. Bonaventure (2-2)**

Date	Result	Site
12/29/1983	W, 87-72	52-Rochester, N.Y.
11/19/1999	L, 61-65	Olean
12/20/2017	L, 65-84	Olean
12/21/2018	W, 64-59	Boston

**St. Francis (NY) (1-3)**

Date	Result	Site
12/5/1977	L, 63-82	Brooklyn
1/3/1979	L, 74-88	Boston
2/16/1980	L, 77-87	Brooklyn
2/14/1981	W, 73-60	Boston

**St. John's (1-1)**

Date	Result	Site
1925-26	L, 17-27	Queens
11/26/2011	W, 78-64	New York City

**St. Joseph's (1-1)**

Date	Result	Site
3/13/1982	W, 63-62	1-Uniondale, N.Y.
12/18/1982	L, 73-99	8-Atlantic City

**St. Joseph's (ME) (1-0)**

Date	Result	Site
12/3/1986	W, 81-54	Boston

**St. Louis (0-1)**

Date	Result	Site
12/22/2010	L, 49-71	20-Cancun, Mexico

**St. Mary's (0-2)**

Date	Result	Site
12/22/2009	L, 67-78	26-Honolulu, Hawaii
12/22/2014	L, 68-72	Moraga

**St. Michael's (12-8)**

Date	Result	Site
1921-22	L, 7-27	Boston
1921-22	L, 20-53	Colchester
1/8/1931	W, 52-24	Boston
1932-33	W, 35-30	Boston
12/11/1954	L, 70-74	Boston
1/28/1956	L, 63-92	Boston
2/2/1957	L, 74-96	Colchester
1/3/1958	L, 64-72	Boston
2/6/1959	L, 56-75	Colchester
2/19/1960	W, 73-60	Boston
12/9/1961	W, 63-52	Colchester

1/18/1962	W, 62-56	Boston
3/8/1967	L, 61-70	4-Springfield
1/3/1970	W, 76-57	Colchester
2/25/1971	W, 92-73	Boston
1/22/1972	W, 86-68	Colchester
12/9/1972	W, 82-66	Boston
1/25/1975	W, 76-61	Colchester
12/13/1975	W, 95-90	Boston
1/6/1978	W, 85-75	Colchester

**St. Peter's (1-1)**

Date	Result	Site
12/9/1998	W, 61-55	Jersey City
12/8/1999	L, 65-67	Boston

**Santa Clara (2-0)**

Date	Result	Site
12/29/2009	W, 62-50	15-Santa Clara
12/20/2014	W, 78-72	15-Santa Clara

**Scranton (1-0)**

Date	Result	Site
12/27/1970	W, 66-56	54-Scranton

**Seton Hall (1-2)**

Date	Result	Site
1921-22	L, 29-46	South Orange
1922-23	L, 25-34	South Orange
12/17/1982	W, 74-61	8-Atlantic City

**Siena (15-11)**

Date	Result	Site
1/3/1977	W, 78-76	56-Albany
1/19/1978	W, 73-71	Boston
11/25/1978	L, 70-75	12-Providence
1/27/1979	L, 67-77	Albany
1/26/1980	W, 63-60	Boston+
1/31/1981	W, 93-92	Albany+
12/1/1981	W, 88-79	Boston
12/1/1982	L, 49-56	Albany
1/12/1985	W, 88-68	Albany
2/25/1985	W, 72-63	Boston
3/7/1985	W, 73-69	2-Boston
2/15/1986	L, 65-71	Albany
2/19/1986	W, 96-73	Boston
3/6/1986	W, 89-75	2-Boston
1/17/1987	W, 93-64	Boston
2/21/1987	W, 90-83	Albany
3/5/1987	W, 85-79	2-Boston
1/9/1988	L, 75-90	Boston
1/20/1988	L, 72-86	Albany
1/21/1989	L, 67-92	Boston
1/7/1992	L, 64-70	Boston
1/3/1993	W, 69-60	Albany
1/3/1994	L, 71-86	Boston
12/7/1994	W, 84-64	Albany
11/17/2009	L, 53-59	Albany
11/20/2010	L, 68-84	Boston

**South Alabama (0-1)**

Date	Result	Site
12/28/1982	L, 61-87	53-Mobile

**South Dakota (1-0)**

Date	Result	Site
12/28/1972	W, 69-67	36-Springfield

**South Florida (0-2)**

Date	Result	Site
12/17/1997	L, 56-65	Tampa
11/29/2008	L, 37-55	Tampa

**Southern Illinois (2-1)**

Date	Result	Site
3/15/1962	L, 57-73	4-Evansville, Ind.
11/16/2010	W, 63-62	Carbondale+
11/19/2011	W, 64-57	Boston

**Southern Methodist (1-0)**

Date	Result	Site
12/25/2009	W, 73-62	26-Honolulu, Hawaii

**Southern Mississippi (1-0)**

Date	Result	Site
12/19/1981	W, 82-81	14-Atlanta, Ga.

**Springfield (17-21)**

Date	Result	Site
1927-28	L, 22-58	Springfield
1933-34	L, 26-30	Springfield
2/16/1935	L, 25-32	Boston
1935-36	L, 35-44	Springfield
1936-37	W, 35-29	Boston
1/22/1938	L, 28-44	Boston
1/28/1939	L, 35-56	Boston
1/31/1940	L, 36-62	Springfield
2/1/1941	L, 36-57	Boston
1/28/1942	L, 36-49	Springfield
1/22/1943	L, 55-80	Boston

12/15/1954	L, 60-71	Boston
2/13/1956	W, 66-60	Boston
12/8/1956	L, 58-87	Springfield
12/7/1957	L, 60-71	Boston
12/6/1958	L, 55-75	Springfield
12/14/1959	L, 51-52	Boston
2/7/1961	L, 49-64	Springfield
1/17/1962	W, 68-62	Boston
1/16/1963	W, 71-62	Springfield
3/9/1963	W, 47-45	4-Boston
2/15/1964	L, 59-60	Boston
12/29/1964	L, 61-65	41-Worcester
2/27/1965	L, 70-75	Springfield
1/18/1966	L, 60-61	Boston
3/2/1966	W, 93-80	4-Springfield
12/28/1966	W, 60-49	9-Springfield
1/31/1967	W, 88-74	Springfield
2/14/1968	L, 63-71	Boston
2/27/1969	W, 73-64	Boston
1/21/1970	W, 97-74	Boston
1/12/1971	W, 66-65	Springfield
1/11/1972	W, 71-64	Boston
1/10/1973	W, 65-59	Springfield
1/9/1974	W, 64-63	Boston
12/17/1974	W, 91-83	Springfield
1/7/1976	W, 67-42	Boston
2/10/1977	W, 69-63	Springfield

**Standford (0-1)**

Date	Result	Site
11/17/2017	L, 59-73	64-Stanford

**Stetson (1-2)**

Date	Result	Site
12/16/1985	W, 75-61	DeLand
12/22/1987	L, 73-78	DeLand
12/30/1993	L, 72-81	34-DeLand

**Stevens Institute (0-1)**

Date	Result	Site
1923-24	L, 25-38	Boston

**Stonehill (1-1)**

Date	Result	Site
12/5/1975	W, 83-76	Boston
12/6/1976	L, 64-80	Easton

**Stony Brook (7-6)**

Date	Result	Site
1/10/2002	W, 91-65	Boston
2/17/2002	L, 70-85	Stony Brook
1/22/2003	L, 67-72	Stony Brook
2/5/2003	L, 60-78	Boston
1/2/2004	W, 82-63	Boston
2/5/2004	W, 73-61	Stony Brook
12/21/2004	W, 75-69	Stony Brook
1/26/2005	W, 65-56	Boston
3/5/2005	W, 90-79	2-Binghamton
2/18/2012	L, 69-76	11-Boston
11/13/2013	L, 66-73	Stony Brook
12/12/2015	W, 75-62	Boston
12/3/2016	L, 75-77	Stony Brook

**Suffolk (6-0)**

Date	Result	Site
2/8/1956	W, 57-53	Boston
2/5/1957	W, 86-82	Boston
1/9/1980	W, 78-54	Boston
12/3/1984	W, 128-72	Boston
11/26/2002	W, 104-50	Boston
12/2/2003	W, 98-56	Boston

**Syracuse (0-7)**

Date	Result	Site
1/11/1975	L, 75-94	Syracuse
1/24/1976	L, 75-87	Syracuse
2/5/1977	L, 70-110	Syracuse
12/6/1986	L, 74-94	57-Syracuse
11/15/2006	L, 58-81	Syracuse
12/30/2007	L, 74-95	Syracuse
12/4/2018	L, 49-72	Syracuse

**Texas-Arlington (0-1)**

Date	Result	Site
1/9/1981	L, 83-97	29-Lakeland, Fla.

**Texas-El Paso (0-1)**

Date	Result	Site
3/23/2009	L, 66-75	6-El Paso

**Texas State (1-0)**

Date	Result	Site
12/24/2010	W, 86-78	20-Cancun, Mexico

**Toledo (0-1)**

Date	Result	Site
11/25/1990	L, 78-82	35-Maui, Hawaii

**Towson (24-16)**

Date	Result	Site
1/2/1981	W, 81-80	30-Fairfield, Conn.
1/11/1996	L, 65-78	Towson
2/2/1996	L, 67-73	Boston
12/8/1996	W, 77-74	Towson
1/24/1997	L, 59-81	Boston
2/28/1997	L, 69-72	2-Newark, Del.
1/24/1998	L, 52-63	Towson
2/21/1998	W, 66-62	Boston
1/5/1999	L, 52-62	Towson
1/31/1999	W, 71-70	Boston
1/14/2000	L, 56-60	Boston
2/10/2000	W, 74-73	Towson
1/13/2001	L, 71-86	Towson
2/10/2001	W, 78-76	Boston
12/7/2005	W, 89-67	Boston
2/25/2006	W, 86-70	Towson
1/31/2007	L, 61-74	Towson
2/7/2007	W, 65-55	Boston
1/2/2008	L, 71-77	Towson
1/10/2009	W, 68-53	Boston
3/7/2009	L, 54-58	3-Richmond, Va.
1/20/2010	W, 73-48	Towson
2/9/2011	W, 82-78	Boston
1/2/2012	W, 57-48	Towson
2/14/2012	W, 70-51	Boston
1/12/2013	W, 70-59	Towson
1/22/2014	W, 57-54	Towson
2/20/2014	L, 70-79	Boston
1/10/2015	W, 52-49	Towson
2/4/2015	W, 69-62	Boston
1/23/2016	L, 72-79	Boston
2/11/2016	W, 47-44	Towson
3/5/2016	W, 71-60	3-Baltimore, Md.
1/14/2017	L, 67-74	Towson
1/28/2017	W, 69-62	Boston
3/4/2017	L, 54-82	3-Charleston, S.C.
1/10/2018	W, 77-62	Towson
2/22/2018	W, 80-75	Boston
1/24/2019	L, 72-75	Towson
2/23/2019	W, 73-58	Boston



1/9/1962	W, 56-44	Boston
1/8/1963	W, 70-55	Medford
12/17/1963	W, 72-53	Boston
12/10/1964	W, 65-49	Medford
2/24/1965	W, 73-65	7-Medford
12/9/1965	W, 56-54	Boston
12/15/1966	W, 88-74	Medford
1/17/1968	W, 85-74	Boston
2/11/1969	W, 86-74	Medford
2/7/1970	W, 84-64	Boston
2/18/1970	W, 79-56	17-New Britain, Conn.
1/21/1971	W, 95-48	Medford
1/31/1972	W, 79-61	Boston
1/29/1973	W, 112-78	Medford
1/21/1974	L, 69-75	Boston
12/12/1975	W, 85-57	Medford
12/11/1975	W, 77-75	Boston
1/14/1980	W, 68-65	Boston
2/18/1981	W, 90-59	Medford
1/13/1986	W, 76-52	Boston
1/8/1987	W, 99-72	Boston

## Tulane (2-1)

Date	Result	Site
1/20/1989	W, 74-65	New Orleans
1/21/1991	W, 79-73	Boston
12/22/2013	L, 62-65	61-New Orleans

## Union (0-1)

Date	Result	Site
12/6/1930	L, 34-39	Schenectady

## U.S. International (1-0)

Date	Result	Site
2/5/1944	W, 47-28	Boston

## UMBC (4-0)

Date	Result	Site
1/17/2004	W, 81-62	Baltimore
2/14/2004	W, 81-78	Boston
1/15/2005	W, 77-66	Boston
2/12/2005	W, 85-55	Baltimore

## Upsala (4-2)

Date	Result	Site
1925-26	L, 27-40	East Orange
1926-27	W, 33-32	Boston
1928-27	L, 24-35	East Orange
1929-30	W, 70-32	Boston
1933-34	W, 34-32	East Orange
1936-37	W, 42-30	East Orange

## Utah (0-1)

Date	Result	Site
3/15/1981	L, 69-94	1-El Paso, Texas

## Utah State (2-2)

Date	Result	Site
11/29/1986	W, 96-91	10-Anchorage, Alaska
11/21/2009	W, 64-61	Boston
11/27/2010	L, 54-56	Logan
11/24/2017	L, 61-71	64-Nashville

## Utica (3-0)

Date	Result	Site
12/5/1981	W, 61-40	Boston
12/22/1982	W, 63-60	Utica
1/28/1984	W, 106-86	Boston

## Valparaiso (1-0)

Date	Result	Site
12/27/1982	W, 74-71	53-Mobile, Ala.

## Vanderbilt (0-1)

Date	Result	Site
1/4/2014	L, 49-79	Nashville

## Vermont (44-29)

Date	Result	Site
1920-21	L, 18-29	Burlington
1920-21	L, 13-35	Boston
12/27/1968	W, 80-62	17-New Britain, Conn.
2/27/1971	W, 77-59	Boston
1/21/1972	W, 56-54	Burlington
1/18/1973	W, 70-38	Boston
2/2/1974	W, 66-60	Burlington
1/9/1975	W, 93-91	Boston+
11/29/1975	L, 54-72	Burlington
1/22/1977	W, 78-77	Boston+
1/7/1978	W, 65-60	Burlington
2/13/1979	W, 89-62	Boston
12/15/1979	L, 69-82	Burlington
12/10/1980	W, 71-63	Boston
3/5/1981	W, 76-69	2-Boston+
1/20/1982	W, 92-78	Burlington
1/19/1983	W, 85-83	Boston
12/3/1983	W, 83-77	Burlington
1/11/1984	W, 99-79	Boston

11/28/1984	W, 71-52	Burlington
2/20/1985	W, 88-62	Boston
12/5/1985	W, 65-50	Boston
1/28/1986	W, 73-57	Burlington
3/4/1986	W, 82-61	2-Boston
1/28/1987	W, 68-66	Burlington
2/25/1987	W, 80-68	Boston
1/7/1988	L, 77-80	Burlington
2/11/1988	W, 72-70	Boston
2/1/1989	W, 102-75	Burlington
3/1/1989	W, 93-65	Boston
1/25/1990	W, 76-73	Boston+
2/21/1990	W, 76-58	Burlington
3/7/1990	L, 62-76	2-Hartford, Conn.
2/2/1991	L, 76-77	Burlington
2/26/1991	W, 78-69	Boston
1/16/1992	L, 58-70	Boston
2/27/1992	L, 67-77	Burlington
3/7/1992	L, 64-74	2-Burlington
1/14/1993	W, 82-74	Burlington
2/25/1993	W, 87-67	Boston
3/6/1993	W, 91-68	2-Boston
1/13/1994	W, 90-89	Boston
2/24/1994	L, 76-84	Burlington
1/12/1995	L, 67-74	Burlington
2/23/1995	W, 81-65	Boston
3/4/1995	W, 73-71	2-Boston+
14/1996	L, 69-73	Boston
2/8/1996	L, 64-77	Burlington
1/16/1997	W, 64-61	Burlington
2/15/1997	W, 78-65	Boston
1/11/1998	L, 63-76	Burlington
2/6/1998	W, 72-62	Boston
1/24/1999	W, 71-63	Boston
2/21/1999	L, 69-78	Burlington
1/21/2000	L, 82-85	Burlington
2/19/2000	L, 68-77	Boston
1/22/2001	W, 79-68	Boston
2/15/2001	L, 83-92	Burlington
1/7/2002	L, 77-80	Boston
1/17/2002	L, 87-102	Burlington
1/8/2003	L, 81-89	Burlington
2/15/2003	W, 76-59	Boston
1/7/2004	L, 78-88	Burlington
2/8/2004	L, 65-67	Boston
1/5/2005	L, 60-75	Boston
2/5/2005	L, 64-72	Burlington
3/12/2005	L, 57-80	2-Burlington
12/30/2011	W, 53-51	Burlington
11/17/2012	L, 55-66	Boston
12/22/2015	W, 77-65	Boston
12/10/2016	W, 59-57	Burlington
12/9/2017	W, 71-67	Boston
12/16/2018	L, 70-75	Burlington

## Villanova (0-2)

Date	Result	Site
3/14/1982	L, 72-76	1-Uniondale, N.Y.+++
12/12/2003	L, 55-74	Villanova

## Virginia (0-2)

Date	Result	Site
11/24/1989	L, 60-82	60-Charlottesville
11/16/2018	L, 60-88	65-Charleston

## Virginia Commonwealth (6-9)

Date	Result	Site
12/20/1975	L, 85-101	Richmond
3/16/1984	L, 69-70	1-East Rutherford, N.J.
1/5/1991	W, 61-59	Richmond
1/4/1992	L, 47-57	Boston
2/4/2006	W, 79-74	Boston
1/6/2007	L, 44-64	Richmond
2/20/2008	L, 62-66	Boston
1/27/2009	W, 68-63	Richmond
1/4/2010	W, 62-57	Richmond
1/23/2010	W, 74-62	Boston
1/15/2011	L, 64-73	Richmond
2/2/2011	W, 91-80	Boston
2/4/2012	L, 56-59	Richmond
3/3/2012	L, 65-75	3-Richmond
11/29/2013	L, 66-79	Richmond

## Virginia Tech (0-2)

Date	Result	Site
11/29/2001	L, 56-79	Blacksburg
11/16/2018	L, 60-88	65-Charleston

## Wagner (2-2)

Date	Result	Site
3/1/1978	W, 102-90	Boston
2/10/1979	L, 68-81	Staten Island
2/2/1980	W, 74-71	Boston
2/7/1981	L, 86-90	Staten Island

## Wentworth (2-0)

Date	Result	Site
11/17/2015	W, 91-62	Boston
11/12/2017	W, 83-49	Boston

## Wesleyan (1-1)

Date	Result	Site
1929-30	L, 26-33	Middletown
12/30/1964	W, 81-70	41-Worcester

## Western Michigan (1-2)

Date	Result	Site
12/23/2009	L, 60-75	26-Honolulu, Hawaii
12/6/2014	W, 81-69	Boston
12/7/2015	L, 86-87	Kalamazoo+

## West Virginia (1-0)

Date	Result	Site
11/29/2003	W, 91-84	Morgantown

## West Texas State (0-1)

Date	Result	Site
12/29/1984	L, 74-81	27-Providence

## William & Mary (14-12)

Date	Result	Site
2/2/2006	W, 84-69	Boston
1/6/2007	L, 57-60	Williamsburg
1/16/2008	L, 53-55	Williamsburg
2/9/2008	W, 51-42	Boston
1/3/2009	W, 60-44	Boston
2/4/2009	L, 63-68	Williamsburg
2/13/2010	L, 52-53	Williamsburg
3/7/2010	L, 45-47	3-Richmond, Va.
1/24/2011	W, 70-67	Boston
1/14/2012	W, 64-50	Boston
2/11/2012	L, 54-79	Williamsburg
3/2/2012	W, 57-49	3-Richmond, Va.
1/23/2013	W, 95-91	Boston++
2/11/2013	W, 68-64	Williamsburg
2/8/2014	L, 70-82	Boston
2/22/2014	L, 67-81	Williamsburg
1/24/2015	L, 62-78	Williamsburg
2/18/2015	W, 75-64	Boston
3/9/2015	W, 72-61	3-Baltimore, Md.
1/9/2016	L, 60-78	Williamsburg
2/4/2016	L, 77-86	Boston
12/31/2016	W, 84-64	Boston
2/2/2017	L, 69-94	Williamsburg
1/18/2018	W, 90-70	Williamsburg
2/17/2018	W, 69-67	Boston
1/12/2019	W, 90-70	Williamsburg
2/7/2019	W, 72-60	Boston

## Williams (0-3)

Date	Result	Site
1929-30	L, 30-53	Williamstown
1936-37	L, 36-43	Williamstown
1/19/1938	L, 27-38	Williamstown

## Wisconsin-Milwaukee (1-0)

Date	Result	Site
12/21/2013	W, 62-59	61-New Orleans

## Wittenberg (0-1)

Date	Result	Site
3/13/1963	L, 47-48	4-Evansville, Ind.

## WPI (25-14)

Date	Result	Site
1923-24	L, 27-33	Worcester
1924-25	W, 25-22	Worcester
1928-29	W, 40-35	Worcester
3/7/1931	W, 39-34	Worcester
1932-33	L, 37-40	Boston
1933-34	W, 36-30	Worcester
3/2/1935	W, 40-35	Worcester
1935-36	L, 25-26	Boston
1936-37	L, 33-50	Worcester
2/16/1937	L, 28-49	Boston
2/25/1939	L, 49-72	Worcester
2/22/1940	L, 46-56	Boston
12/20/1940	L, 41-53	Worcester
1/23/1943	L, 52-60	Worcester
1/21/1944	L, 47-57	Boston
1/5/1946	L, 41-57	Worcester
12/18/1946	L, 36-40	Boston
12/6/1947	W, 55-45	Worcester
2/16/1949	W, 49-44	Boston
2/25/1950	W, 47-37	Worcester
1/17/1951	L, 50-67	Boston
3/1/1952	W, 66-54	Worcester
2/25/1953	W, 69-66	Boston
2/13/1954	W, 69-66	Boston
2/16/1955	W, 71-60	Boston
2/11/1956	W, 82-71	Worcester
2/19/1957	L, 64-66	Boston
2/22/1958	W, 67-45	Worcester
2/19/1959	W, 73-55	Boston
1/23/1960	W, 66-61	Worcester
1/17/1961	W, 71-47	Boston
1/20/1962	W, 67-54	Worcester
2/26/1963	W, 80-55	Boston

2/22/1964	W, 80-68	Worcester
1/18/1965	W, 80-56	Boston
2/26/1966	W, 100-57	Boston
2/9/1967	W, 102-71	Boston
12/16/1968	W, 106-80	Worcester
12/20/1969	W, 79-57	Boston

## Wright State (2-2)

Date	Result	Site
12/4/2004	L, 53-59	Boston
12/27/2005	L, 65-72	Dayton
2/21/2009	W, 69-57	Dayton
11/28/2009	W, 70-67	Boston

## Wyoming (1-0)

Date	Result	Site
3/17/2009	W, 64-62	6-Laramie, Wyo.

+ Overtime period; 1-NCAA Tournament; ; 2-America East Tournament; 3-CAA Tournament; 4-NCAA College Div. Tournament; 5- National Invitational Tournament; 6-College Basketball Invitational; 7-Beanpot

8-Atlantic City Classic (Atlantic City, N.J.); 9-AIC Holiday Tournament (Springfield, Mass.); 10-Great Alaska Shootout (Anchorage, Alaska); 11-ESPN/ Sears BracketBusters; 12-Brown Tournament (Providence, R.I.); 13-Bentley Tournament (Waltham, Mass.); 14-Cotton Classic (Atlanta, Ga.); 15-Cable Car Classic (Santa Clara, Calif.); 16-Colonial Classic Tournament (Pittsburgh, Pa.); 17-Central Conn. Tournament (New Britain, Conn.); 18-Coaches vs. Cancer Tripleheader (at TD Garden, Boston); 19-Central Florida Tournament (Orlando, Fla.); 20-Cancun Governor's Cup (Cancun, Mexico); 21-Champion Holiday Classic (Missoula, Mont.); 22-Coors Light Classic (Fresno State - Fresno, Calif.);





## ANNUAL RESULTS

**1920-21 (1-13)**

Coach: Charles Foster

Captain: Herbert Thompson

Maine	13-29	L
Harvard	13-24	L
at Bates	25-27	L
at Maine	22-45	L
Middlebury	17-33	L
at MIT	18-37	L
Harvard Law	41-31	W
at Middlebury	19-53	L
at Vermont	18-29	L
Bates	10-38	L
Boston University	21-42	L
Rhode Island	16-37	L
at Rhode Island	14-34	L
Vermont	13-35	L

**1921-22 (4-13)**

Coach: Madison Jeffrey

Captain: Frank Flood

1920 Club	15-23	L
Boston University Theology	23-15	W
at MIT	17-29	L
at Harvard	22-41	L
St. Michael's	7-27	L
at Clark	11-31	L
Providence	38-9	W
at St. Michael's	20-53	L
at Norwich	22-35	L
at Rhode Island	25-44	L
at Lowell	30-31	L
Rhode Island	30-29	W
at Tufts	25-27	L
at Massachusetts	12-30	L
at Seton Hall	29-46	L
at Crescent A.C.	31-47	L
Norwich	31-9	W

**1922-23 (4-12)**

Coach: Madison Jeffrey

Captain: Charles Knuepfer

at Brown	17-21	L
Mass. Pharmacy	29-14	W
Bridgewater State	34-17	W
MIT	19-20	L
Massachusetts	18-42	L
at Rhode Island	19-34	L
Clark	32-16	W
Rhode Island	18-31	L
at Bridgewater State	29-25	W
Lowell	23-36	L
at Clark	15-31	L
at Crescent A.C.	20-30	L
at Seton Hall	25-34	L
at City College of NY	28-42	L
at Tufts	18-26	L
Norwich	26-34	L

**1923-24 (3-13)**

Coach: Rufus Bond

Captain: Kenneth Barton

Bridgewater State	38-37	W
at WPI	27-33	L
Normal Arts	59-23	W
at MIT	26-31	L
at Lowell	18-33	L
at Holy Cross	21-44	L
at Boston University	33-18	W
Polytechnic, NY	13-31	L
Stevens Institute	25-38	L
Lowell	21-25	L
Holy Cross	13-25	L
at Trinity	14-25	L
at Polytechnic, NY	22-30	L
at City College of NY	12-30	L
at Clark	11-23	L
at Tufts	20-50	L

**1924-25 (5-12)**

Coach: Rufus Bond

Captain: Kenneth Barton

Fitchburg State	23-12	W
at Rhode Island	21-41	L
Ashburnham	49-14	W
New Bedford	37-24	W
at Tufts	19-30	L
at MIT	23-24	L
Boston University	27-31	L
at WPI	25-22	W
Rhode Island	22-27	L
Brooklyn	12-43	L
Boston University	27-38	L
at Massachusetts	14-40	L
MIT	29-23	W

at Trinity	25-28	L
at Manhattan	25-35	L
at Brooklyn	21-26	L
Middlebury	16-32	L

**1925-26 (8-7)**

Coach: Rufus Bond

Captain: Charles Renker

Trinity	25-21	W
at Tufts	19-28	L
Bridgewater State	46-15	W
Fitchburg State	30-22	W
at Lowell	34-33	W
at MIT	22-35	L
Rhode Island	43-25	W
Lowell	44-24	W
at Boston University	29-36	L
MIT	25-22	W
at Clark	44-26	W
at Upsala	27-40	L
at St. John's	17-27	L
at Rhode Island	29-40	L
Tufts	15-17	L

**1926-27 (8-9)**

Coach: Rufus Bond

Captain: William Raffone

MIT	17-18	L
at Clark	46-28	W
Providence	31-18	W
Boston University	25-29	L
at Tufts	48-26	W
at Connecticut	39-45	L
at Lowell	38-18	W
Massachusetts	17-33	L
Upsala	33-32	W
at Boston University	21-24	L
at Trinity	36-29	W
at New Hampshire	16-36	L
Lowell	35-19	W
at Rhode Island	26-44	L
at Upsala	24-35	L
Rhode Island	37-38	L
Clark	40-25	W

**1927-28 (6-11)**

Coach: Rufus Bond

Captain: William Kobera

Dartmouth	18-36	L
Alumni	45-24	W
at Boston University	22-39	L
Clark	29-34	L
Tufts	22-30	L
at Massachusetts	19-29	L
at MIT	25-56	L
Boston University	23-21	W
Lowell	31-26	W
at Springfield	22-58	L
at Clark	22-46	L
Bridgewater State	46-41	W
at Rhode Island	18-57	L
at Brooklyn	27-18	W
Rhode Island	29-56	L
New Bedford	41-40	W
at Harvard	29-33	L

**1928-29 (9-7)**

Coach: Rufus Bond

Captain: Joseph Placzek

Providence	31-42	L
at Clark	45-28	W
Alumni	39-35	W
at Harvard	39-44	L
Clark	33-21	W
at New Hampshire	37-20	W
at WPI	40-35	W
at Lowell	28-30	L
Coast Guard	39-17	W
Massachusetts	32-17	W
at Tufts	35-38	L
Lowell	45-28	W
at Rhode Island	34-38	L
at Brooklyn	24-30	L
Rhode Island	43-49++	W
Norwich	50-15	W

**1929-30 (6-8)**

Coach: Al McCoy

Captain: Herbert Tiffany

at Providence	21-48	L
Clark	42-21	W
Newport Naval	36-31	W
at Holy Cross	33-48	L
at Massachusetts	23-25	L
at Rhode Island	42-45	L

New Hampshire	32-27	W
Upsala	70-32	W
at Clark	52-44	W
Tufts	34-42	L
at Williams	30-53	L
Rhode Island	34-38+	L
at Wesleyan	26-33	L
City College of NY	44-41	W

**1930-31 (12-8)**

Coach: Al McCoy

Captain: Leroy Rymph

12/6 at Union	34-39	L
12/10 at Clark	42-31	W
12/13 at Brown	32-42	L
12/20 Clark	44-25	W
1/3 Newport Naval	48-37	W
1/8 St. Michael's	52-24	W
1/10 New Bedford	49-25	W
1/15 at Rhode Island	39-44	L
1/17 Massachusetts	31-37	L
1/24 Providence	32-60	L
1/28 at Newport Naval	42-31	W
1/31 at New Hampshire	24-23	W
2/7 at City College of NY	38-22	W
2/11 at Harvard	26-36	L
2/13 at Hamilton	31-22	W
2/14 at RPI	37-51	L
2/18 at Tufts	34-29	W
2/21 Rhode Island	29-46	L
2/28 Pratt Institute	33-32	W
3/7 at WPI	39-34	W

**1931-32 (10-5)**

Coach: Al McCoy

Captain: Leroy Rymph

12/5 Alumni	38-18	W
12/12 Brown	37-38	L
12/16 at Clark	39-26	W
12/19 Bridgewater State	26-21	W
1/2 Newport Naval	48-19	W
1/9 Clark	41-16	W
1/13 at Rhode Island	33-37	L
1/16 Middlebury	43-29	W
1/23 Coast Guard	42-33	W
1/30 at New Hampshire	26-33	L
2/6 Tufts	29-24	W
2/12 at Pratt Institute	31-32	L
2/16 at Harvard	23-32	L
2/20 Rhode Island	40-26	W
2/27 Arnold	32-19	W

**1932-33 (9-7)**

Coach: Al McCoy

Captain: Charles Brown

Alumni	53-42	W
at Brown	35-42	L
at Clark	27-14	W
Clarkson	40-41	L
Clark	32-21	W
at Rhode Island	37-38	L
Middlebury	35-43	L
WPI	37-40	L
New Hampshire	28-27	W
at Pratt Institute	22-24	L
at Brooklyn	42-39	W
Connecticut	26-22	W
St. Michael's	35-30	W
at Harvard	29-28	W
Rhode Island	32-37	L
at Tufts	37-32	W

**1933-34 (10-3)**

Coach: Al McCoy

Captains: Adolph Jachym, Stanley Kramer

at Brown	37-36	W
Clark	32-21	W
Alumni	29-27	W
at Rhode Island	44-36	W
Middlebury	34-24	W
New Hampshire	38-24	W
Tufts	28-20	W
at Pratt Institute	27-29	L
at Upsala	34-32	W
at Springfield	26-30	L
Lowell	36-29	W
at WPI	36-30	W
Rhode Island	23-28	L

**1934-35 (7-6)**

Coach: Al McCoy

Captain: Heath Morse

12/8 Brown	34-24	W
12/15 at Clark	32-20	W

1/5 Alumni	32-21	W
1/9 at Rhode Island	43-44	L
1/12 Middlebury	35-41	L
1/19 at New Hampshire	45-20	W
1/26 Tufts	30-33	L
2/1 at Pratt Institute	28-23	W
2/9 Lowell	30-32	L
2/16 Springfield	25-32	L
2/23 Rhode Island	21-33	L
2/27 at Tufts	38-37	W
3/2 at WPI	40-35	W

**1935-36 (3-9)**

Coach: Al McCoy

Captain: Allen Melville

AIC	40-27	W
Alumni	38-40	L
at Rhode Island	42-61	L
New Hampshire	32-34	L
Clark	25-26	L
at Springfield	35-44	L
at Long Island	27-50	L
Lowell	34-31	W
WPI	25-26	L
Rhode Island	41-54	L
at Tufts	33-37	L
at Maine	36-32	W

**1936-37 (6-11)**

Coach: Al McCoy

Captain: Merton Rice

AIC	28-20	W
Connecticut	37-42	L
New Hampshire	37-38	L
at Rhode Island	37-55	L
at Maine	33-41	L
Maine	33-26	W
at Williams	36-43	L
at WPI	33-50	L
Springfield	35-29	W
at Upsala	42-30	W
at Manhattan	27-38	L
at New Hampshire	34-44	L
Lowell	36-28	W
at Connecticut	41-61	L
Rhode Island	37-65	L
at Tufts	25-28	L
at Clark	37-35	W

**1937-38 (6-12)**

Coach: Jim Dunn

Captain: Frank Meehan

12/9 at Harvard	12-44	L
12/15 at Clark	32-29	W
12/18 Lowell	33-25	W
1/6 at Colby	38-54	L
1/7 at Maine	36-37	L
1/8 at Bates	22-45	L
1/11 at Rhode Island	61-57	W
1/15 Maine	31-28	W
1/19 at Williams	27-38	L
1/22 at Springfield	28-44	L
2/2 at Brown	52-77	L
2/5 at New Hampshire	47-31	W
2/10 at Tufts	27-41	L
2/12 New Hampshire	38-44	L
2/16 WPI	28-49	L
2/19 Rhode Island	40-61	L
2/22 at Connecticut	32-58	L
3/5 Connecticut	45-40	W

**1938-39 (6-12)**

Coach: Jim Dunn

Captain: Jim Connolly

12/8 at Harvard	26-31	L
12/14 at Tufts	21-30	L
12/17 Clark	39-21	W
1/7 Connecticut	26-32	L
1/10 at Rhode Island	57-79	L
1/14 Maine	46-40	W
1/19 at Bates	59-56	W
1/20 at Maine	49-51	L
1/21 at Colby	31-51	L
1/28 Springfield	35-56	L
2/4 at New Hampshire	57-56	W
2/7 at Harvard	44-49	L
2/9 Colby	58-36	W
2/11 New Hampshire	42-34	W
2/18 Rhode Island	59-71	L
2/21 at Brown	34-80	L
2/25 at WPI	49-72	L
3/4 at Connecticut	38-48	L



## 1939-40 (4-13)

Coach: Jim Dunn

Captain: Robert Gurney

12/7	at Harvard	38-51	L
12/13	at Tufts	43-57	L
12/16	Colby	28-40	L
12/18	at Brown	58-66	L
1/6	Connecticut	38-61	L
1/9	at Rhode Island	61-90	L
1/13	Maine	44-38	W
1/18	at Colby	41-36	W
1/19	at Maine	67-50	W
1/20	at Bates	43-47	L
1/31	at Springfield	36-62	L
2/3	at New Hampshire	37-53	L
2/7	at Clark	32-70	L
2/20	New Hampshire	46-38	W
2/14	at Connecticut	49-67	L
2/17	Rhode Island	63-77	L
2/22	WPI	46-56	L

## 1940-41 (3-13)

Coach: Jim Dunn

Captain: None

12/14	Colby	40-30	W
12/18	at Harvard	33-51	L
12/20	at WPI	41-53	L
1/8	at New Hampshire	37-57	L
1/11	Maine	40-37	W
1/14	at Rhode Island	53-85	L
1/17	New Hampshire	37-53	L
2/1	Springfield	36-57	L
2/8	Clark	57-42	W
2/12	at Connecticut	21-72	L
2/15	Rhode Island	20-57	L
2/20	at Bates	32-40	L
2/21	at Colby	31-54	L
2/22	at Maine	30-44	L
2/26	at Tufts	21-50	L
3/1	Connecticut	36-79	L

## 1941-42 (6-9)

Coach: Jim Dunn

Captain: Harold Maron

12/13	Bates	52-34	W
12/17	at Harvard	33-54	L
12/20	Norwich	37-31	W
1/7	at New Hampshire	54-47	W
1/10	Maine	51-35	W
1/13	at Rhode Island	60-98	L
1/16	New Hampshire	50-29	W
1/28	at Springfield	36-49	L
1/31	Tufts	35-53	L
2/4	at Clark	37-65	L
2/11	at Connecticut	34-66	L
2/14	Rhode Island	37-71	L
2/20	at Colby	17-40	L
2/21	at Maine	42-40	W
2/28	Connecticut	29-58	L

## 1942-43 (7-12)

Coach: Foxy Flumere

Captain: Michael Azzone

12/10	at MIT	50-44	W
12/12	Clark	41-43	L
12/16	at Harvard	31-61	L
12/18	Maine	44-65	L
12/28	Harvard Naval	62-54	W
1/6	at New Hampshire	47-44	W
1/9	Boston University	40-39	W
1/12	at Rhode Island	64-106	L
1/16	New Hampshire	31-40	L
1/20	at Connecticut	56-76	L
1/22	Springfield	55-80	L
1/23	at WPI	52-60	L
2/3	Coast Guard	52-76	L
2/10	at Boston University	68-56	W
2/13	Rhode Island	47-57	L
2/17	at Tufts	53-42	W
2/19	at Bates	43-52	L
2/20	at Maine	36-55	W
2/27	Connecticut	50-46	W

## 1943-44 (8-8)

Coach: Foxy Flumere

Captain: William Robbitts

12/17	USN Dispensary	85-65	W
12/23	USN Communications	63-35	W
12/30	US Marines S.D.A.	54-62	L
1/5	at Rhode Island	45-82	L
1/8	USN Keymen	63-36	W
1/15	Maine	59-57	W
1/19	Chelsea Naval	41-45	L
1/21	WPI	47-57	L
1/25	Army M.P.'s	62-22	W
1/29	at Connecticut	41-59	L
2/1	Fort Strong	62-43	W
2/5	U.S. "Deslant"	47-28	W
2/12	Rhode Island	54-86	L

2/15	N.E. Sector	62-52	W
2/19	at Maine	45-57	L
2/26	Connecticut	37-70	L

## 1944-45 (7-8)

Coach: Foxy Flumere

Captain: None

1/6	Lowell	61-37	W
1/9	at Rhode Island	55-110	L
1/13	Maine	50-33	W
1/20	at New Hampshire	57-68	L
1/27	Connecticut	43-53	L
2/2	AIC	70-40	W
2/6	at Providence	61-72	L
2/10	Rhode Island	37-71	L
2/14	at Boston University	44-49	L
2/17	at Maine	63-54	W
2/21	Boston University	52-45	W
2/24	at Connecticut	54-72	L
2/30	3791st. Q.M.	85-35	W
2/12	Chas. Marines	67-44	W
2/16	Bowdoin	50-61	L

## 1945-46 (4-13)

Coach: Eugene Pare

Captain: John Labbadia

12/15	AIC	47-74	L
12/22	Connecticut	28-67	L
12/29	at Clark	51-42	W
1/5	at WPI	41-57	L
1/12	Maine	48-66	L
1/16	at MIT	36-53	L
1/19	at New Hampshire	46-44	W
1/23	Boston University	26-62	L
1/26	Bates	60-52	W
1/30	at Tufts	47-72	L
2/2	Lowell	37-42	L
2/7	at AIC	51-73	L
2/9	New Hampshire	48-44	W
2/13	at Harvard	25-82	L
2/16	at Maine	46-63	L
2/20	at Boston University	25-62	L
2/23	at Connecticut	22-78	L

## 1946-47 (6-10)

Coach: Bill Grinnell

Captain: James Phillips

12/14	Tufts	31-37	L
12/18	WPI	36-40	L
12/21	Connecticut	43-81	L
1/8	at Boston University	59-55	W
1/11	Maine	56-67	L
1/15	at MIT	51-71	L
1/18	New Hampshire	51-46	W
1/25	Colby	71-58	W
2/1	Lowell	62-33	L
2/6	at Harvard	32-63	L
2/8	at Connecticut	33-71	L
2/12	Boston University	43-58	L
2/14	at Bowdoin	54-27	W
2/15	at Maine	60-80	L
2/22	at New Hampshire	53-65	L
3/1	Clark	63-54	W

## 1947-48 (10-8)

Coach: Bill Grinnell

Captain: Francis X. "Inga" Walsh

12/6	at WPI	55-45	W
12/10	at Tufts	50-60	L
12/13	at Massachusetts	57-35	W
12/17	Bates	61-63	L
12/20	Connecticut	41-64	L
1/7	at Boston University	66-63	W
1/10	Maine	52-56	L
1/14	MIT	41-33	W
1/24	Lowell	73-48	W
1/28	at New Hampshire	55-48	W
1/31	Boston University	47-43	W
2/7	at Clark	40-56	L
2/13	at Colby	31-53	L
2/14	at Maine	45-64	L
2/18	at Massachusetts	59-55	W
2/21	New Hampshire	57-47	W
2/25	at MIT	55-51	W
2/28	Tufts	39-46	L

## 1948-49 (12-6)

Coach: Joe Zabalski

Captain: Charlie Diehl

12/8	at Harvard	43-62	L
12/11	Massachusetts	45-42	W
12/15	at Boston University	39-47	L
12/18	Colby	59-53	W
1/8	Maine	65-56	W
1/12	MIT	67-52	W
1/15	Coast Guard	60-52	W
1/19	at Tufts	43-55	L
1/22	at New Hampshire	50-54	L
1/29	Lowell	62-36	W

2/5	Clark	53-47	W
2/9	Devens	54-46	W
2/12	New Hampshire	75-54	W
2/16	WPI	49-44	W
2/18	at Maine	36-45	L
2/19	at Bates	55-66	L
2/23	at MIT	57-56	W
2/26	Tufts	55-45	W

## 1949-50 (8-10)

Coach: Joe Zabalski

Captain: Walter Keyes

12/10	at Massachusetts	30-36	L
12/14	Boston University	45-55	L
12/20	at MIT	47-59	L
1/7	Maine	40-56	L
1/14	at Connecticut	40-77	L
1/18	Tufts	47-60	L
1/21	New Hampshire	51-44	W
2/4	Hofstra	55-53	W
2/8	at Clark	53-48	W
2/11	AIC	77-61	W
2/15	at Tufts	53-64	L
2/17	at Maine	43-61	L
2/18	at Colby	49-62	L
2/22	MIT	49-47	W
2/25	at WPI	47-37	L
3/1	at Coast Guard	40-55	L

## 1950-51 (8-9)

Coach: Joe Zabalski

Captain: Francis Jackson

12/9	Massachusetts	80-63	W
12/16	at Boston University	57-56	W
12/19	at MIT	48-51	L
1/3	at Harvard	54-65	L
1/6	at Tufts	62-57	W
1/10	Connecticut	55-75	L
1/13	AIC	50-57	L
1/17	WPI	50-67	L
1/20	Maine	77-69	W
2/3	Coast Guard	54-66	L
2/7	Clark	73-78	L
2/16	at Maine	65-67	L
2/17	at Bates	69-67	W
2/21	MIT	81-57	W
2/24	at Bowdoin	73-67	W
2/28	at New Hampshire	71-60	W
3/3	Colby	74-81	L

## 1951-52 (12-7)

Coach: Joe Zabalski

Captain: Geno Neri

12/8	at Massachusetts	65-64	W
12/15	Middlebury	70-67	W
12/19	Bates	77-61	W
1/5	at Harvard	49-72	L
1/11	at MIT	68-61	W
1/12	Maine	60-54	W
1/14	at New Hampshire	65-66	L
1/16	Tufts	63-67	L
1/19	Lowell	96-42	W
1/26	at Brown	81-66	W
1/30	at Boston University	61-59	W
2/2	at Brandeis	70-77	L
2/6	at Clark	56-60	L
2/9	AIC	78-77	W
2/15	at Maine	54-55	L
2/16	at Colby	50-67	L
2/23	Bowdoin	66-60	W
2/27	MIT	70-47	W
3/1	at WPI	66-54	W

## 1952-53 (7-11)

Coach: Joe Zabalski

Captain: William Fasciano

12/6	Massachusetts	62-56	W
12/13	New Hampshire	72-67	W
12/17	Boston University	72-75	L
1/2	Maine	75-80	L
1/10	Boston University	72-82	L
1/14	MIT	77-54	W
1/17	Brandeis	76-91	L
1/24	Bowdoin	66-74	L
1/31	Coast Guard	68-82	L
2/4	Clark	62-59	W
2/7	Brown	73-81	L
2/11	Tufts	67-83	L
2/14	AIC	64-69	L
2/18	Harvard	48-49	L
2/20	Colby	78-76	W
2/21	Bates	84-85	L
2/25	WPI	69-66	W
2/28	MIT	75-54	W

## 1953-54 (11-8)

Coach: Joe Zabalski

Captain: James Burkard

12/5	Massachusetts	75-63	W
12/9	Brown	62-73	L
12/12	Boston College	58-78	L
12/17	Boston University	77-73	W
1/2	Maine	100-87	W
1/5	Harvard	63-75	L
1/9	Boston University	86-79	W
1/13	MIT	68-59	W
1/16	Rhode Island	75-78	L
1/19	Brandeis	81-93	L
1/23	Tufts	87-83	W
1/30	Coast Guard	87-70	W
2/3	Clark	75-64	W
2/6	Amherst	65-74	L
2/8	New Hampshire	82-80	W
2/10	Bates	81-68	W
2/13	WPI	69-66	W
2/20	Bates	64-71	L
2/24	AIC	80-87	L

## 1954-55 (5-16)

Coach: Joe Zabalski

Captain: Edward Ayres

12/4	Massachusetts .....	63-70	L
12/6	Harvard .....	49-61	L
12/8	Brandeis .....	60-94	L
12/11	St. Michael's .....	70-74	L
12/15	Springfield .....	60-71	L
12/18	Boston University .....	61-60	W
1/4	Boston University .....	65-80	L
1/12	MIT .....	79-89	L
1/15	Rhode Island .....	88-98	L
1/17	Tufts .....	72-77	L
1/19	MIT .....	82-57	W
1/29	Connecticut .....	44-72	L
2/2	Clark .....	84-93	L
2/4	Colby .....	69-74	L
2/7	New Hampshire .....	92-83	W
2/9	Brown .....	100-94	W
2/12	Bates .....	54-64	L
2/16	WPI .....	71-60	W
2/19	AIC .....	76-83	L
2/24	Boston College .....	68-84	L
2/26	Middlebury .....	72-83	L





## 1957-58 (5-15)

Coach: Joe Zabitski  
Captain: Frank Krypel

12/7	Springfield	60-71	L
12/11	Boston College	82-95	L
12/14	at Massachusetts	71-84	L
12/17	at Harvard	71-103	L
12/20	Middlebury	75-66	W
1/3	St. Michael's	64-72	L
1/6	at New Hampshire	61-79	L
1/8	at Boston University	63-85	L
1/11	at Rhode Island	54-55	L
1/13	Tufts	56-63	L
1/29	at Brown	77-91	L
2/1	at Coast Guard	66-56	W
2/5	Boston University	74-80	L
2/8	Bates	56-65	L
2/12	Connecticut	59-87	L
2/15	at Clark	67-66	W
2/18	at AIC	82-93	L
2/21	Colby	57-77	L
2/22	at WPI	67-45	W
2/26	MIT	61-52	W

## 1958-59 (10-8)

Coach: Dick Dukeshire  
Captain: John Erickson

12/6	at Springfield	55-75	L
12/9	at Boston College	38-79	L
12/13	Massachusetts	55-58	L
12/17	Harvard	68-46	W
12/19	Bowdoin	83-57	W
1/10	Rhode Island	77-61	W
1/13	at Tufts	74-70	W
1/17	New Hampshire	66-71	L
1/28	Brown	47-61	L
1/31	Coast Guard	50-42	W
2/4	Boston University	46-54	L
2/6	at St. Michael's	56-75	L
2/7	at Middlebury	58-56	W
2/14	Clark	60-45	W
2/17	AIC	84-59	W
2/19	WPI	73-55	W
2/21	at Bates	59-68	L
2/25	at MIT	60-50	W

## 1959-60 (10-11)

Coach: Dick Dukeshire  
Captain: Mike Dvorchak

12/4	Middlebury	71-72	L
12/7	Boston College	63-65	L
12/9	MIT	52-49	W
12/14	Springfield	51-52	L
12/16	at Harvard	52-53	L
12/18	Bowdoin	59-56	W
1/2	Hartford	68-45	W
1/5	at Rhode Island	48-66	L
1/12	Tufts	79-61	W
1/19	at New Hampshire	49-56	L
1/23	at WPI	66-61	W
1/30	at Brown	57-62	L
2/3	at Boston University	54-72	L
2/6	at Colby	66-68	L
2/8	at Massachusetts	62-86	L
2/13	Bates	73-67	W
2/16	at AIC	50-64	L
2/19	St. Michael's	73-60	W
2/20	at Clark	70-68	W
2/25	Lowell	77-35	W
2/27	at Coast Guard	64-67	W

## 1960-61 (10-10)

Coach: Dick Dukeshire  
Captain: William Vierstra

12/3	at AIC	63-52	W
12/7	at MIT	66-71	L
12/13	Bridgeport	89-76	W
12/17	at Hartford	73-58	W
1/3	Massachusetts	70-71	L
1/7	City College of NY	74-53	W
1/10	at Tufts	67-69	L
1/14	at Clark	69-77	L
1/17	WPI	71-47	W
1/20	at Norwich	74-81	L
1/28	Brown	64-83	L
1/30	Rhode Island	58-62	L
2/1	Boston University	54-45	W
2/7	at Springfield	49-64	L
2/11	at Bates	44-53	L
2/14	New Hampshire	60-58	W
2/17	Lowell	87-51	W
2/18	Colby	68-61	W
2/20	at Boston College	54-75	L
2/25	Coast Guard	55-44	W

## 1961-62 (17-8)

Coach: Dick Dukeshire  
Captain: Ward Sears

12/6	MIT	61-41	W
12/8	at Middlebury	94-64	W
12/9	at St. Michael's	63-52	W
12/11	at Rhode Island	62-82	L
12/18	Harvard	60-65	L
1/3	at Massachusetts	61-72	L
1/5	at Bridgeport	79-76	W
1/6	at City College of NY	62-56	W
1/9	Tufts	56-44	W
1/13	Clark	66-63	W
1/17	Springfield	68-62	W
1/20	at WPI	67-54	W
1/27	at Brown	44-62	L
1/31	Boston College	63-71	L
2/2	Norwich	76-65	W
2/3	at Colby	54-55	L
2/7	at Boston University	86-68	W
2/10	Bates	72-43	W
2/16	Hartford	87-49	W
2/21	at New Hampshire	82-52	W
2/23	at Coast Guard	51-52	L
2/24	AIC	72-60	W
3/9	St. Anselm CDT	88-78	W
3/10	Fairfield CDT	80-69	W
3/15	Southern Illinois CDT	57-73	L

## 1962-63 (21-6)

Coach: Dick Dukeshire  
Captain: William Tully

11/30	Bowdoin	68-32	W
12/3	Brandeis	81-59	W
12/6	Kings Point	72-52	W
12/8	New Hampshire	72-44	W
12/10	Rhode Island	52-54	L
12/15	at AIC	96-55	W
12/17	CW. Post	83-61	W
12/19	at MIT	59-49	W
1/4	Middlebury	81-47	W
1/5	Boston University	77-80	L
1/8	at Tufts	70-55	W
1/12	at Hartford	45-28	W
1/16	at Springfield	71-62	W
1/18	St. Michael's	62-56	W
1/26	Brown	46-53	L
1/30	at Boston College	41-63	L
2/2	at Bates	58-42	W
2/6	Colby	79-61	W
2/9	Clark	71-66	W
2/12	Boston University BP	66-49	W
2/18	Boston College BP	53-59	L
2/20	Massachusetts	90-61	W
2/22	Coast Guard	98-65	W
2/26	WPI	80-55	W
3/8	Assumption CDT	74-60	W
3/9	Springfield CDT	47-45	W
3/13	Wittenberg CDT	47-48	L

## 1963-64 (17-8)

Coach: Dick Dukeshire  
Captain: Jack Malvey

11/30	at Brown	85-58	W
12/3	Clark	57-51	W
12/5	at Brandeis	75-71	W
12/7	Bates	82-62	W
12/11	at Harvard	61-64	L
12/13	at Kings Point	78-53	W
12/14	at CW. Post	61-65	L
12/17	Tufts	72-53	W
12/19	MIT	82-74	L
1/4	at Boston University	67-71	L
1/10	Coast Guard	92-59	W
1/15	Amherst	86-48	W
1/29	Boston College	84-95	L
2/1	at Colby	82-73	W
2/7	at Middlebury	84-44	W
2/8	at Norwich	83-49	W
2/11	Boston College BP	73-71	W
2/13	at New Hampshire	71-64	L
2/15	Springfield	59-60	L
2/17	Boston University BP	75-80++	W
2/20	at Massachusetts	63-69	L
2/22	at WPI	80-68	W
2/24	AIC	79-60	W
3/6	Assumption CDT	79-68	W
3/7	Adelphi CDT	66-68	L

## 1964-65 (13-11)

Coach: Dick Dukeshire  
Captain: Jim Bowman

12/1	Brown	56-64	L
12/8	Boston University	67-71	L
12/10	at Tufts	65-49	W
12/12	at Clark	73-59	W
12/14	Brandeis	73-56	W
12/16	at Amherst	79-65	W
12/29	Springfield JF	61-65	L

12/30	Wesleyan JF	81-70	W
1/2	Massachusetts	66-77	L
1/8	CW. Post	70-80	L
1/12	at Coast Guard	83-80	W
1/15	Norwich	88-79	W
1/18	WPI	80-56	W
1/20	at Rhode Island	77-87	L
1/23	Fairleigh Dickinson	72-58	W
2/3	Colby	70-86	L
2/5	at Boston College	90-101	L
2/8	at AIC	57-61	L
2/13	at Bates	70-58	W
2/16	at MIT	60-56	W
2/22	New Hampshire	92-72	W
2/24	Tufts BP	73-65	W
2/27	at Springfield	70-75	L
3/1	Boston College BP	51-56	L

## 1965-66 (18-8)

Coach: Dick Dukeshire  
Captain: Gerald Knight

12/4	Bates	84-67	W
12/7	Harvard	67-65	W
12/9	Tufts	56-54	W
12/11	at Massachusetts	72-78	L
12/28	Assumption JF	62-75	L
12/29	Amherst	68-64	W
1/6	at Boston University	63-55	W
1/13	Boston College	63-70	L
1/18	Springfield	60-61	L
1/21	at CW. Post	82-83	L
1/22	at Fairleigh Dickinson	80-69	W
1/26	Clark	92-67	W
1/29	at Brown	63-66	L
2/2	Amherst	72-60	W
2/4	at Middlebury	83-55	W
2/5	at Norwich	99-83	W
2/10	at New Hampshire	90-62	W
2/12	at Colby	77-71	W
2/16	MIT	89-71	W
2/19	AIC	81-79	W
2/23	Boston University BP	75-57	W
2/26	WPI	100-57	W
2/28	Boston College BP	78-85	L
2/30	Coast Guard	98-33	W
3/2	Springfield CDT	93-80	W
3/3	Assumption CDT	69-96	L

## 1966-67 (22-4)

Coach: Dick Dukeshire  
Captain: Rick Weitzman

12/3	Colby	94-66	W
12/10	New Hampshire	98-74	W
12/15	at Tufts	88-74	W
12/17	Middlebury	106-70	W
12/20	Norwich	104-59	W
12/27	Trinity AIC	76-62	W
12/28	Springfield AIC	60-49	W
12/29	AIC AIC	76-77	L
1/6	at Boston University	79-57	W
1/10	at Boston College	47-54	L
1/12	Rhode Island	65-63	W
1/21	at Bates	102-73	W
1/25	at Clark	79-66	W
1/28	Brown	86-66	W
1/31	at Springfield	88-74	W
2/3	CW. Post	84-79	W
2/8	Boston University	91-51	W
2/9	WPI	102-71	W
2/11	at AIC	68-70	L
2/14	at MIT	69-60	W
2/16	Central Connecticut	89-86	W
2/18	at Amherst	80-63	W
2/22	at Brandeis	70-63	W
2/25	at Coast Guard	91-68	W
3/8	St. Michael's CDT	61-70	L
3/9	AIC CDT	80-53	W

## 1967-68 (19-9)

Coach: Dick Dukeshire  
Captain: Harry Barnes

12/8	Maine	80-68	W
12/13	AIC	78-83	L
12/16	at WPI	106-80	W
12/18	at Harvard	72-67	W
12/27	Guilford (NC) AIC	71-82	L
12/28	Bowdoin AIC	80-68	W
12/29	Merrimack AIC	96-67	W
1/6	Boston College	75-83	L
1/8	MIT	55-53	W
1/11	at Rhode Island	66-81	L
1/13	Amherst	93-56	W
1/17	Tufts	85-74	W
1/20	Bates	94-71	W
1/24	Boston University	68-67	W
1/27	at Brown	68-80	L
1/30	Clark	86-67	W
2/2	Colby	79-55	W
2/9	at CW. Post	76-65	W

2/10	at Fairleigh Dickinson	75-86	L
2/14	Springfield	63-71	L
2/17	at Central Connecticut	63-57	W
2/21	Boston University CT	70-57	W
2/22	MIT CT	75-61	W
2/24	Brandeis	86-63	W
2/27	Massachusetts	59-61	L
3/1	at New Hampshire	67-53	W
3/5	Rochester CDT	70-73	L
3/6	LeMoyne CDT	67-54	W

## 1968-69 (16-5)

Coach: Dick Dukeshire  
Captain: Leo Osgood

12/1	St. Anselm	77-67	W
12/13	at Maine	86-81	W
12/16	at Holy Cross	60-67	L
12/18	at AIC	73-72	W
12/20	WPI	79-57	W
12/26	Marietta CCT	70-61	W
12/27	Vermont CCT	80-62	W
12/28	Central Connecticut CCT	56-66	L
1/4	Assumption	68-67	W
1/9	New Hampshire	72-75	L
1/17	at Colby	87-56	W
1/18	at Bates	87-52	W
1/21	at Boston University	75-70	W
1/23	Massachusetts	68-64	W
1/25	Fairleigh Dickinson	53-57	L
1/29	at Boston College	69-90	L
2/7	CW. Post	72-58	W
2/11	at Tufts	86-74	W
2/19	MIT CCT	79-56	W
2/20	Boston University CCT	66-64	W
2/27	Springfield	73-64	W

## 1969-70 (14-8)



1/22	at St. Michael's	86-68	W
1/26	at Assumption	77-79	L
1/31	Tufts	79-61	W
2/2	at St. Anselm	50-33	W
2/5	at George Washington	48-49	L
2/8	Bates	82-53	W
2/11	AIC	69-63	W
2/12	at Colgate	56-64	L
2/15	at Long Island	45-61	L
2/19	Brandeis	73-67	W
2/21	Bridgeport	77-73	W
3/4	Army	74-73	W

## 1972-73 (19-7)

Coach: Jim Calhoun  
Captain: Mark Jellison

12/5	at Boston University	74-84	L
12/9	St. Michael's	82-66	W
12/12	at West Point	68-70	L
12/16	Buffalo	64-55	W
12/28	South Dakota HOF	69-67	W
12/29	George Washington HOF	65-82	L
12/30	Central Connecticut HOF	69-61	W
1/3	at AIC	62-44	W
1/6	at Bridgeport	73-61	W
1/8	Boston University BP, BG	97-87	W
1/10	at Springfield	65-59	W
1/12	Harvard	73-69	W
1/16	Harvard BP, BG	63-105	L
1/18	Vermont	70-38	W
1/19	Rider	64-48	W
1/25	Assumption	68-73	L
1/27	New Hampshire	75-65	W
1/29	at Tufts	112-78	W
1/31	Colgate	57-52	W
2/9	Catholic	98-69	W
2/14	St. Anselm	71-52	W
2/17	at Bates	66-37	W
2/20	at Brandeis	89-75	W
2/24	Fairleigh Dickinson	46-50	L
2/27	at Massachusetts	69-80	L
3/3	Long Island	78-76	W

## 1973-74 (14-11)

Coach: Jim Calhoun  
Captain: John Barros

12/1	at Fairfield	59-79	L
12/6	Merrimack	87-67	W
12/8	at Fairleigh Dickinson	62-68	L
12/15	at Lowell	104-59	W
1/4	Dalhousie NS	78-41	W
1/5	Acadia NS	69-68	W
1/7	at Harvard	55-54	W
1/9	Springfield	64-63	W
1/15	Boston College BP	59-65	L
1/16	Harvard BP	62-75	L
1/18	at Catholic	70-65	W
1/19	at Rider	47-45	W
1/21	Tufts	69-75	L
1/24	AIC	61-64	L
1/26	Boston University	65-75	L
1/29	Massachusetts	64-71	L
1/31	Bridgeport	66-75	L
2/2	at Vermont	66-60	W
2/5	at Assumption	78-79	L
2/9	Bates	85-71	W
2/14	at St. Anselm	55-50	W
2/16	at Colgate	63-57	W
2/23	at New Hampshire	67-65	W
2/26	at Boston University	88-78	W
3/2	Army	57-58	L

## 1974-75 (12-12)

Coach: Jim Calhoun  
Captain: Jim Connors

11/30	Fairfield	67-61	W
12/2	at Merrimack	82-78	W
12/7	Fairleigh Dickinson	63-75	L
12/10	at Army	77-74	W
12/12	at Tufts	85-57	W
12/14	at Boston College	78-103	L
12/17	at Springfield	91-83	W
12/21	at Pennsylvania	72-107	L
1/7	Rider	72-73	L
1/9	Vermont	93-91+	W
1/11	at Syracuse	75-94	L
1/14	Harvard BP	67-80	L
1/16	at Boston University BP	61-78	L
1/18	at Bridgeport	64-55	W
1/20	Boston University	73-89	L
1/23	Brandeis	68-72	L
1/25	at St. Michael's	76-61	W
1/28	at Massachusetts	58-65	L
1/31	Colgate	55-58	L
2/5	Assumption	77-84	L
2/11	St. Anselm	95-56	W
2/22	at AIC	92-70	W
2/26	at Boston University	98-92	W
2/28	New Hampshire	62-60	W

## 1975-76 (12-13)

Coach: Jim Calhoun  
Captain: Paul Walsh

11/29	at Vermont	54-72	L
12/1	Merrimack	81-82	L
12/5	Stonehill	83-76	W
12/8	Bridgeport	87-73	W
12/11	Tufts	77-75	W
12/13	St. Michael's	95-90	W
12/20	at Va. Commonwealth	85-101	L
1/7	Springfield	67-42	W
1/9	MIT	92-74	W
1/10	Maine	67-75	L
1/13	Boston University BP	66-74	L
1/14	Boston College BP	82-83	L
1/16	at Fairleigh Dickinson	46-56	L
1/17	at Rider	82-107	L
1/19	at New Hampshire	72-71	W
1/22	Boston University	79-67	W
1/24	at Syracuse	75-87	L
1/29	Bentley	81-80+	W
2/5	at Assumption	63-62	W
2/10	at St. Anselm	84-74	W
2/14	at Massachusetts	64-75	L
2/17	at Boston University	78-79	L
2/21	AIC	86-73	W
2/26	at Holy Cross	79-82	L
2/28	at Maine	75-81	L

## 1976-77 (12-14)

Coach: Jim Calhoun  
Captain: Keith Motley

11/27	Rider	62-59	W
12/1	at Merrimack	85-88	L
12/4	at Maine	67-89	L
12/6	at Stonehill	64-80	L
12/8	at Army	66-69	L
12/11	New Hampshire	67-79	L
1/3	Siena ST	78-76	W
1/4	Oklahoma ST	56-72	L
1/15	Fairleigh Dickinson	59-58	W
1/19	at Boston College	66-68	L
1/22	Vermont	78-77++	W
1/27	at Bentley	89-85	W
1/29	at Colgate	81-83+	L
2/1	Assumption	72-70	W
2/3	St. Anselm	79-83	L
2/5	at Syracuse	70-110	L
2/8	Maine	79-71	W
2/10	at Springfield	69-63	W
2/12	at Bridgeport	78-92	L
2/14	at New Hampshire	71-81	L
2/16	at Boston University	74-75	L
2/19	at AIC	71-70	W
2/21	at Brandeis	80-75+	W
2/26	Drexel	60-52	W
2/28	Massachusetts	76-82	L
3/2	Boston University	84-77	W

## 1977-78 (14-12)

Coach: Jim Calhoun  
Captains: Dave Calgaris, Dave Sheehan

11/30	Maine	85-74	W
12/2	American JMT	72-68	W
12/3	James Madison JMT	82-84	L
12/5	at St. Francis (NY)	63-82	L
12/8	Brandeis	89-77	W
12/10	Army	70-87	L
12/28	Drexel BT	77-69	W
12/29	Delaware BT	85-89	L
1/3	Harvard	80-83	L
1/6	at St. Michael's	85-75	W
1/7	at Vermont	65-50	W
1/10	Boston University	76-90	L
1/13	at Rider	65-71	L
1/14	at Fairleigh Dickinson	65-54	W
1/17	Boston College	75-94	L
1/19	Siena	73-71	W
1/24	New Hampshire	71-60	W
1/28	at Drexel	80-78	W
2/1	at Assumption	57-50	W
2/4	Colgate	83-70	W
2/9	at Massachusetts	58-61	L
2/18	AIC	76-68	W
2/21	at Boston University	67-70	L
2/25	at Maine	85-97	L
2/27	at New Hampshire	62-64	L
3/1	Wagner	102-90	W

## 1978-79 (13-13)

Coach: Jim Calhoun  
Captains: Doug Clary, Herb Caesar

11/24	Brown BRN	75-55	W
11/25	Siena BRN	70-75	L
12/2	Lowell	86-69	W
12/4	at Brandeis	76-58	W
12/7	Massachusetts	72-76	L
12/9	at Army	62-61	W
12/16	at Maine	66-64	W

12/20	at Dartmouth	64-57+	W
12/29	Iona IT	88-103	L
12/30	Baltimore IT	73-59	W
1/3	St. Francis (NY)	74-88	L
1/6	at Boston College	68-80	L
1/9	Boston University	60-61	L
1/11	at Harvard	81-61	W
1/13	Fairleigh Dickinson	83-67	W
1/17	at Boston University	73-80	L
1/20	Drexel	73-81	L
1/27	at Siena	67-77	L
1/29	New Hampshire	73-68	W
1/31	Assumption	79-80	L
2/5	at New Hampshire	83-81	W
2/7	Maine	56-80	L
2/10	at Wagner	68-81	L
2/13	Vermont	89-62	W
2/17	at AIC	71-73	L
2/21	at Long Island	73-69	W

## 1979-80 (19-8, 19-7 AE)

America East Season Co- Champions  
Coach: Jim Calhoun

11/30	Robert Morris BRN	76-73+	W
12/1	Brown BRN	67-54	W
12/2	at Alabama	73-88	L
12/6	Brandeis	100-71	W
12/8	at Princeton	74-52	W
12/15	at Vermont	69-82	L
12/22	at Georgetown	66-85	L
1/5	Dartmouth	59-55	W
1/7	AIC	88-81	W
1/9	Suffolk	78-54	W
1/12	at Maine	86-75	W
1/14	Tufts	68-65	W
1/18	at Fairleigh Dickinson	69-62	W
1/19	at Drexel	73-76	L
1/22	Maine	72-71	W
1/26	Siena	63-60+	W
1/28	New Hampshire	73-63	W
1/31	at Assumption	92-83	W
2/2	Wagner	74-71	W
2/6	Long Island	67-50	W
2/8	at Boston University	78-85	L
2/10	at New Hampshire	69-68	W
2/14	at Massachusetts	67-59	W
2/16	at St. Francis	77-87	L
2/18	Army	61-57	W
2/20	Boston College	67-76	L
2/22	Maine	52-66	L

## 1980-81 (24-6, 21-5 AE)

America East Season Champions  
America East Tournament Champions  
NCAA Second Round

NCAA Second Round		
Coach: Jim Calhoun		
Captain: Pete Harris		
11/29	at Brown.....	89-66
12/2	Marist.....	86-80+
12/4	at Brandeis.....	103-70
12/8	at Army.....	53-51
12/10	Vermont.....	71-63
12/13	Fairleigh Dickinson.....	85-72
12/26	Maine MC.....	70-50
12/27	UNC-Charlotte MC.....	62-75
1/2	Towson FT.....	81-80
1/3	Fairfield FT.....	79-69
1/6	Boston University.....	80-78+
1/9	Texas-Arlington FSF.....	83-97
1/10	Florida Southern FSF.....	75-80+
1/15	New Hampshire.....	85-76
1/17	Drexel.....	77-65
1/20	at Dartmouth.....	69-55
1/24	at Penn State.....	60-58
1/31	at Siena.....	93-92+
2/5	at Long Island.....	77-92
2/7	at Wagner.....	86-90
2/12	Massachusetts.....	65-54
2/14	St. Francis.....	73-60
2/17	at Harvard.....	72-67
2/18	at Tufts.....	90-59
2/21	at New Hampshire.....	70-69
2/24	at Boston University.....	83-76
3/5	Vermont *.....	76-69+
3/7	Holy Cross *.....	81-79+
3/13	Fresno State NCAA.....	55-53
3/15	Utah NCAA.....	69-94

## 1981-82 (23-7, 8-1 AE)

America East Season Champions  
America East Tournament Champions  
NCAA Second Round

America East Tournament Champions  
 NCAA Second Round  
 Coach: Jim Calhoun  
 Captains: Perry Moss, Dave Leitao,  
 Eric Jefferson

11/28	at Cornell.....	48-46	W
12/1	Siena.....	88-79	W
12/5	Utica.....	61-40	W

12/7	Army	64-54	W
12/9	at Massachusetts	66-60	W
12/11	Columbia IT	72-62	W
12/12	Iona IT	71-80	L
12/18	Georgia CC	66-79	L
12/19	Southern Miss. CC	82-81	W
1/6	Niagara	94-68	W
1/9	Maine	49-44	W
1/12	at New Hampshire	81-65	W
1/14	Assumption	68-66	W
1/16	at Drexel	68-74	L
1/20	at Vermont	92-78	W
1/26	Boston University	64-82	L
1/28	at Boston College	77-87	L
1/30	Dartmouth	62-53	W
2/2	UMass-Boston	82-76	W
2/6	at Colgate	77-50	W
2/8	at Fairleigh Dickinson	65-64	W
2/15	Canisius	79-61	W
2/17	at Holy Cross	74-62	W
2/20	New Hampshire	72-71	W
2/23	Long Island	69-70	L
3/4	Boston University	49-48	W
3/6	Niagara	82-59	W
3/13	St. Joseph's NCAA	63-62	W
3/14	Villanova NCAA	72-76+++	L

## 1982-83 (13-15, 4-6 AE)

Coach: Jim Calhoun  
Captains: Mark Halsel, Charlie Heineck

11/27	Central Connecticut.....	63-60	W
12/1	at Siena.....	49-56	L
12/4	Cornell.....	74-58	W
12/6	Boston College.....	79-92	L
12/8	at New Hampshire*.....	81-90	L
12/17	Seton Hall AC.....	74-61	W
12/18	St. Joseph's AC.....	73-99	L
12/22	at Utica.....	63-60	W
12/27	Valparaiso SB.....	74-71	W
12/28	South Alabama SB.....	61-87	L
1/5	at Marist.....	74-61	W
1/8	at Maine*.....	79-57	W
1/13	at Assumption.....	82-70	W
1/15	Drexel.....	57-63	L
1/19	Vermont*.....	85-83	W
1/22	Brooklyn.....	87-85+	W
1/25	Boston University*.....	86-104	L
1/29	at Army.....	55-67	L
1/31	American.....	51-52	L
2/8	Colgate*.....	62-49	W
2/14	at Niagara*.....	76-74	W
2/15	at Canisius*.....	69-71+	L
2/17	Massachusetts.....	81-67	W
2/23	at Long Island.....	73-75	L
2/26	Holy Cross*.....	74-79+	L
3/3	at Boston University*.....	70-76	L
3/5	New Hampshire*.....	73-74	L
3/8	at Holy Cross •.....	61-65	L





## 1984-85 (22-9, 13-3 AE)

America East Season Co-Champions

America East Tournament Champions

NCAA First Round

Coach: Jim Calhoun

Captains: Quinton Dale, Steve Evans

11/28	at Vermont*	71-52	W
12/3	Suffolk	128-72	W
12/7	Arkansas-LR CHC	70-63	W
12/8	Montana CHC	80-81	L
12/15	at Massachusetts	66-67	L
12/28	Illinois State FC	84-92	L
12/29	West Texas State FC	74-81	L
1/3	at Maine*	89-71	W
1/5	Niagara*	73-70	W
1/9	Maine*	94-70	W
1/12	at Siena*	88-68	W
1/17	Keene State	108-68	W
1/19	Colgate*	63-56	W
1/22	Fairfield	92-67	W
1/24	New Hampshire*	55-57	L
1/26	at Canisius*	65-67	L
1/28	at Niagara*	80-85+	L
1/30	Boston College	75-82	L
2/5	Canisius*	99-91	W
2/7	at Colgate*	54-45	W
2/9	Boston University*	74-62	W
2/16	Ohio State ER	76-74	W
2/18	at Hartford*	75-59	W
2/20	Vermont*	88-62	W
2/22	at New Hampshire*	78-70	W
2/25	Siena*	72-63	W
2/28	at Boston University*	80-69	W
3/5	Maine •	103-81	W
3/7	Siena •	73-69	W
3/9	Boston University •	68-67	W
3/15	Illinois NCAA	57-76	L

## 1985-86 (26-5, 16-2 AE)

America East Season Champions

America East Tournament Champions

NCAA First Round

Coach: Jim Calhoun

Captains: Reggie Lewis, Andre LaFleur, Wes Fuller

11/23	at Maryland	72-84	L
12/2	at Providence	68-83	L
12/5	Vermont*	65-50	W
12/7	Cornell	55-51	W
12/14	Massachusetts	71-68	W
12/16	at Stetson	75-61	W
12/27	Duquesne CMC	88-81+	W
12/28	Connecticut CMC	90-73	W
1/9	at Colgate*	68-56	W
1/11	Maine*	56-54	W
1/13	Tufts	76-52	W
1/15	Army ER	55-49	W
1/21	New Hampshire*	78-65	W
1/28	at Vermont*	73-57	W
1/30	at Niagara*	90-75	W
2/1	at Canisius*	47-58	L
2/4	Hartford*	87-76	W
2/6	Colgate*	69-54	W
2/8	at Boston University*	75-67	W
2/11	at Hartford*	74-70	W
2/15	at Siena*	65-71	L
2/17	at Maine*	72-57	W
2/19	Siena*	96-73	W
2/22	Canisius*	90-57	W
2/24	Niagara*	85-62	W
2/27	Boston University*	90-70	W
3/1	at New Hampshire*	66-53	W
3/4	Vermont •	82-61	W
3/6	Siena •	89-75	W
3/8	Boston University •	63-54	W
3/13	Oklahoma NCAA	74-80	L

## 1986-87 (27-7, 17-1 AE)

America East Season Champions

America East Tournament Champions

NCAA First Round

Coach: Karl Fogel

Captains: Reggie Lewis, Andre LaFleur, Wes Fuller

11/28	Louisville AK	88-84	W
11/29	Utah State AK	96-91	W
11/30	Iowa AK	80-103	L
12/3	St. Joe's (Maine)	81-54	W
12/5	Jacksonville SYR	76-70	W
12/6	Syracuse SYR	74-94	L
12/8	at East Carolina	70-74	L
12/13	at Massachusetts	78-70	W
12/26	Bradley JT	105-110	L
12/27	La Salle JT	85-102	L
1/2	at Maine*	72-64	W
1/4	at New Hampshire*	91-64	W
1/6	Hartford*	64-62	W
1/8	Tufts	99-72	W
1/10	Canisius*	89-61	W

1/13	at Hartford*	74-65	W
1/17	Siena*	93-64	W
1/24	Maine*	104-78	W
1/26	Quinnipiac	104-54	W
1/28	at Vermont*	68-66	W
1/31	Niagara*	60-50	W
2/5	at Niagara*	87-88	L
2/7	at Canisius*	72-68	W
2/9	at Colgate*	96-79	W
2/14	Boston University*	68-65	W
2/18	Colgate*	97-73	W
2/21	at Siena*	90-83	W
2/23	New Hampshire*	76-69	W
2/25	Vermont*	80-68	W
2/28	at Boston University*	84-77	W
3/3	New Hampshire •	85-71	W
3/5	Siena •	85-79	W
3/7	Boston University •	71-68	W
3/13	Purdue NCAA	95-104	L

## 1987-88 (15-13, 11-7 AE)

Coach: Karl Fogel

Captains: Kevin McDuffie, Eric Skeen, John Williams

11/27	Louisiana Tech FC	67-74	L
11/28	Fordham FC	46-47	L
12/5	Central Conn.	86-56	W
12/9	at Rhode Island	81-95	L
12/12	Massachusetts	74-75	L
12/19	at Central Florida	76-70+	W
12/22	at Stetson	73-78	L
1/5	Fairfield ER	70-59	W
1/7	at Vermont*	77-80	L
1/9	Siena*	75-90	L
1/11	at Holy Cross	78-67	W
1/14	Maine*	60-54	W
1/16	Niagara*	91-85+	W
1/20	at Siena*	72-86	L
1/23	Hartford*	87-72	W
1/27	Colgate*	82-56	W
1/30	at New Hampshire*	90-78	W
2/4	at Niagara*	95-92	W
2/6	at Canisius*	87-72	W
2/11	Vermont*	72-70	W
2/13	at Boston University*	69-88	L
2/17	at Colgate*	84-81++	W
2/20	Canisius*	52-69	L
2/23	New Hampshire*	71-60	W
2/26	at Hartford*	63-78	L
3/3	at Maine*	90-80	W
3/5	Boston University*	65-89	L
3/8	Niagara AEH	57-70	L

## 1988-89 (17-11, 12-5 AE)

Coach: Karl Fogel

Captain: Larry Greer

11/25	BYU LT	78-87	L
11/26	Long Island LT	83-68	W
11/30	at Fairfield	78-70	W
12/3	at Houston	54-69	L
12/6	Rhode Island	86-82	W
12/10	at Massachusetts	69-79	L
12/18	at Pepperdine	91-96	L
12/20	at CS-Fullerton	68-81	L
1/4	at Maine*	59-55	W
1/7	New Hampshire*	88-72	W
1/9	Holy Cross	102-94	W
1/11	Hartford*	87-72	W
1/14	Canisius*	90-80	W
1/17	at Hartford*	79-71	W
1/21	Siena*	67-92	L
1/25	at New Hampshire*	86-79	W
1/28	Maine*	71-73	L
2/1	at Vermont*	102-75	W
2/4	Niagara*	68-63	W
2/9	at Canisius*	68-75	W
2/11	at Niagara*	86-68	W
2/13	at Colgate*	100-92	W
2/18	Boston University*	70-75	L
2/22	Colgate*	81-71	W
3/1	Vermont*	93-65	W
3/4	at Boston University*	77-81	W
3/9	Maine AEH	65-59	W
3/10	Boston Univ. AEH	84-104	L

## 1989-90 (16-12, 9-3 AE)

America East Season Co-Champions

Coach: Karl Fogel

Captains: Dexter Jenkins

11/24	Virginia VTT	60-82	L
11/25	Army VTT	65-66	L
12/2	at Rhode Island	94-92	W
12/5	at Howard	74-80	W
12/9	Massachusetts	79-73	W
12/18	Houston	68-72	L
12/27	Oregon FWC	74-77	L
12/29	UNC-Charlotte FWC	76-85	L
12/30	Pepperdine FWC	79-105	L
1/3	at Northwestern	70-74	L

1/6	Franklin Pierce	75-62	W
1/13	New Hampshire*	79-69	W
1/17	at Maine*	61-74	L
1/20	at Tulane	74-65	W
1/23	Fairfield	79-72	W
1/25	Vermont*	76-73+	W
1/27	Hartford*	87-82+	W
2/1	at New Hampshire*	71-53	W
2/3	Maine*	78-58	W
2/7	Colgate*	85-70	W
2/10	at Boston University*	80-82	L
2/12	at Niagara	96-84	W
2/14	at Colgate*	76-91	L
2/21	at Vermont*	76-58	W
2/24	at Hartford*	68-66	W
2/27	at Central Connecticut	81-61	W
3/3	Boston University*	93-83	W
3/7	Vermont AEH	62-76	L

## 1990-91 (22-11, 8-2 AE)

America East Season Champions

America East Tournament Champions

NCAA First Round

Coach: Karl Fogel

11/23	Indiana HI	78-100	L
11/24	Loyola Marymount HI	152-123	W
11/25	Toledo HI	78-82	L
11/27	at US International	97-86	W
12/1	Rhode Island	70-76	L
12/3	Howard	100-95	W
12/5	at Providence	73-88	L
12/9	Delaware	84-70	W
12/17	Eastern Illinois	85-65	W
12/19	at George Mason	82-67	W
12/28	Georgia Southern ID	63-65	L
1/29	Monmouth ID	59-66	L
1/5	at Va. Commonwealth	61-59	W
1/8	Niagara	73-66+	W
1/12	at Maine*	60-56	W
1/16	at Drexel	98-90	W
1/19	Northwestern	84-79	W
1/21	Tulane	79-73	W
1/23	at Hartford*	79-86	L
1/26	at Boston University*	81-70	W
1/31	at Miami	63-79	L
2/2	at Vermont*	76-77	L
2/5	New Hampshire*	57-39	W
2/7	at Army	66-47	W
2/11	at Fairleigh Dickinson	66-78	L
2/16	Hartford*	70-64	W
2/19	Maine*	82-73	W
2/23	at New Hampshire*	73-57	W
2/26	Vermont*	78-69	W
3/2	Boston University*	77-70	W
3/7	Hartford •	74-59	W
3/9	Maine •	57-46	W
3/15	North Carolina NCAA	66-101	L

## 1991-92 (9-19, 5-9 AE)

Coach: Karl Fogel

Captain: Al Barney

11/23	at Rhode Island	72-102	L
11/29	Fresno State FRT	70-84	L
11/30	Baylor FRT	68-80	L
12/4	at Howard	71-67	W
12/7	George Mason	72-77	L
12/14	at Northwestern	66-93	L
12/16	at Eastern Illinois	66-70	W
12/21	at Niagara	75-71	W
1/2	at Monmouth	55-92	L
1/4	Virginia Comm.	47-57	L
1/7	Siena	64-70	L
1/13	Fairleigh Dickinson	72-65	W
1/16	Vermont*	58-70	W
1/18	at Hartford*	56-60	L
1/24	at Drexel*	67-70	L
1/25	at Delaware*	63-65	L
1/30	New Hampshire*	90-51	W
2/1	Maine*	65-67	L
2/8	at Boston University*	73-68	W
2/11	Iona	68-65	W
2/13	at Maine*	68-63	W
2/15	at New Hampshire*	64-66	L
2/22	Drexel*	53-79	L
2/23	Delaware*	64-74	L
2/27	at Vermont*	67-77	L
2/29	Hartford*	62-57	W
3/2	Boston University*	76-53	W
3/7	at Vermont •	64-74	L

## 1992-93 (20-8, 12-2 AE)

America East Season Co-Champion

Coach: Karl Fogel

Captains: Deo Djossou, Ben Harlee

12/1	Army	90-57	W
12/7	at Duke	72-103	L
12/10	Howard	73-51	W
12/12	Monmouth	47-46	W

12/21	McNeese State CFT .....	78-72	W
12/22	Grambling CFT .....	83-94	L
12/30	Canisius .....	76-66	W
1/3	at Siena .....	69-60	W
1/7	Niagara .....	71-83	L
1/9	Rhode Island .....	72-80	L
1/14	at Vermont* .....	82-74	W
1/16	Hartford* .....	68-58	W
1/22	Drexel* .....	68-79	L
1/24	Delaware* .....	76-73	W
1/26	at George Mason .....	82-71	W
1/28	at New Hampshire* .....	75-62	W
1/30	at Maine* .....	72-70	W
2/2	at Iona .....	78-82	L
2/6	at Boston University* .....	88-81	W
2/11	Maine* .....	77-60	W
2/13	New Hampshire* .....	73-45	W
2/19	at Delaware* .....	82-68	W
2/21	at Drexel* .....	73-79	L
2/25	Vermont* .....	87-67	W
2/27	at Hartford* .....	64-62	W
3/2	Boston University* .....	96-58	W
3/6	Vermont • .....	91-68	W
3/8	Delaware • .....	61-84	L



12/20	at Florida Int'l.....	66-80	L
12/22	at Howard .....	86-81	W
12/30	Duke.....	56-87	L
1/4	Vermont*.....	69-73	L
1/6	Hartford*.....	74-83	L
1/11	at Towson*.....	65-78	L
1/13	at Delaware*.....	69-99	L
1/16	Hofstra*.....	65-70	L
1/18	Drexel*.....	65-87	L
1/23	at Boston University*.....	59-63	L
1/26	at Hofstra*.....	71-68	W
1/28	at Drexel*.....	47-84	L
1/30	at Niagara.....	62-81	L
2/2	Towson*.....	67-73	L
2/4	Delaware*.....	59-60	L
2/8	at Vermont*.....	64-77	L
2/10	at Hartford*.....	79-82+	L
2/17	Boston University*.....	56-77	L
2/22	New Hampshire*.....	72-78	L
2/24	at Maine*.....	75-59	W
3/1	Hofstra AED .....	71-61	W
3/2	Boston University AED .....	54-69	L

## 1996-97 (7-20, 6-12 AE)

Coach: Rudy Keeling

Captains: Lamont Clark, Ty Mack, John McGraw

11/23	Niagara.....	74-78	L
11/25	at Connecticut.....	37-89	L
11/29	at Fresno State CLC.....	71-87	L
11/30	Cal Poly-SLO CLC.....	73-89	L
12/6	at Delaware*.....	55-74	L
12/8	at Towson*.....	77-74	W
12/21	Rider.....	70-76	L
12/27	at Iona IPC.....	73-80	L
12/28	Eastern Kentucky IPC.....	79-69	W
12/30	at Rutgers.....	63-78	L
1/2	Maine*.....	55-68	L
1/4	New Hampshire*.....	57-59	L
1/10	Drexel*.....	57-54	W
1/12	Hofstra*.....	56-58	L
1/16	at Vermont*.....	64-61	W
1/19	at Hartford*.....	75-82	L
1/21	at Boston University*.....	48-59	L
1/24	Towson*.....	59-81	L
1/26	Delaware*.....	66-70	L
2/1	Boston University*.....	52-70	L
2/7	at Drexel*.....	61-78	L
2/9	at Hofstra*.....	69-87	L
2/13	Hartford*.....	68-84	L
2/15	Vermont*.....	78-65	W
2/20	at Maine*.....	57-51	W
2/22	New Hampshire*.....	57-56	W
2/28	Towson AED.....	69-72	L

## 1997-98 (14-14, 9-9 AE)

Coach: Rudy Keeling

Captains: Lamont Clark, Ty Mack, Scott Martin

11/22	at Central Conn.....	61-59	W
11/25	at Notre Dame.....	45-72	L
12/4	Navy.....	67-44	W
12/13	at Harvard.....	47-45	W
12/17	at South Florida.....	56-65	L
12/20	at Rider.....	66-83	L
12/27	at George Mason GM.....	60-66	L
12/28	Army GM.....	83-61	W
1/2	New Hampshire*.....	58-56	W
1/4	Maine*.....	84-73	W
1/8	at Hartford*.....	69-67	W
1/11	at Vermont*.....	63-76	L
1/16	Drexel*.....	58-70	L
1/18	Hofstra*.....	89-74	W
1/22	at Delaware*.....	63-79	L
1/24	at Towson*.....	52-63	L
1/29	at Hofstra*.....	69-85	L
1/31	at Drexel*.....	71-68++	W
2/3	Boston University*.....	81-77	W
2/6	Vermont*.....	72-62	W
2/8	Hartford*.....	68-75	L
2/12	at New Hampshire*.....	74-84	L
2/14	at Maine*.....	66-73	L
2/17	at Boston University*.....	79-83	L
2/19	Delaware*.....	72-62	W
2/21	Towson*.....	66-62	W
2/27	Maine AED .....	74-54	W
2/28	Boston University AED .....	77-87	L

## 1998-99 (10-18, 6-12 AE)

Coach: Rudy Keeling

Captains: John Green, Lin Lattimore, Harold Miller

11/17	at Brown.....	69-59	W
11/20	at Navy.....	72-85	L
11/27	La Salle NM.....	92-85+	W
11/28	at New Mexico NM.....	61-93	L
12/1	at Marquette.....	68-82	L
12/5	Boston University*.....	68-67	W
12/9	at St. Peter's.....	61-55	W
12/19	Harvard.....	75-80+	L

12/22	Central Conn.....	67-72	L
1/3	at Delaware*.....	57-80	L
1/5	at Towson*.....	52-62	L
1/9	New Hampshire*.....	74-67	W
1/12	Maine*.....	70-90	L
1/15	at Hofstra*.....	68-81	L
1/17	at Drexel*.....	82-97	L
1/22	Hartford*.....	63-73	L
1/24	Vermont*.....	71-63	W
1/29	Delaware*.....	69-72	L
1/31	Towson*.....	71-70	W
2/4	at Maine*.....	79-100	L
2/6	at New Hampshire*.....	72-67	W
2/10	at Boston University*.....	84-81+	W
2/13	Drexel*.....	68-77	L
2/15	Hofstra*.....	52-78	L
2/19	at Hartford*.....	60-62	L
2/21	at Vermont*.....	69-78	L
2/26	New Hampshire AED .....	77-69	W
2/27	Drexel AED .....	56-64	L

## 1999-2000 (7-21, 5-13 AE)

Coach: Rudy Keeling

Captain: Changa Adams

11/19	at St. Bonaventure.....	61-65	L
11/23	at Duquesne.....	77-87	L
11/27	at UNC Greensboro.....	56-70	L
12/2	Navy.....	57-67	L
12/6	New Hampshire*.....	78-66	W
12/8	St. Peter's.....	65-67	L
12/18	at Harvard.....	72-63	W
12/22	at Holy Cross.....	71-82	L
12/28	at Illinois State.....	58-83	L
1/2	at Drexel*.....	67-76	L
1/4	at Hofstra*.....	45-84	L
1/8	at Boston University*.....	45-62	L
1/14	Towson*.....	56-60	L
1/16	Delaware*.....	90-76	W
1/21	at Vermont*.....	82-85	L
1/23	at Hartford*.....	70-76	L
1/25	Brown.....	80-60	W
1/28	Hofstra*.....	59-80	L
1/30	Drexel*.....	56-57	L
2/7	at Maine*.....	67-79	L
2/10	at Towson*.....	74-73	W
2/12	at Delaware*.....	64-80	L
2/15	Boston University*.....	55-58	L
2/17	Hartford*.....	77-61	W
2/19	Vermont*.....	68-77	L
2/24	Maine*.....	67-70+	W
2/26	at New Hampshire*.....	81-77	W
3/3	Boston University AED .....	57-83	L

## 2000-01 (10-19, 8-10 AE)

Coach: Rudy Keeling

Captains: Jean Bain, Dwayne Barnes, Tyrone Hammick

11/20	at Navy.....	66-87	L
11/25	at Miami.....	86-92	L
11/28	Harvard.....	65-88	L
12/1	UNC Greensboro.....	89-77	W
12/6	Holy Cross.....	68-76	L
12/9	Boston University*.....	72-79	L
12/16	at Rhode Island.....	67-80	L
12/28	at Indiana IN.....	65-103	L
12/29	Colorado State IN.....	52-63	L
1/2	at Maine*.....	68-74	L
1/5	Drexel*.....	65-62	W
1/7	Hofstra*.....	65-72	L
1/11	at Delaware*.....	54-71	L
1/13	at Towson*.....	71-86	L
1/16	at New Hampshire*.....	77-94	L
1/20	Hartford*.....	85-82	W
1/22	Vermont*.....	79-68	W
1/26	at Hofstra*.....	70-94	L
1/28	at Drexel*.....	76-98	L
1/30	at Brown.....	73-81	L
2/3	at Boston University*.....	74-71	W
2/8	Delaware*.....	77-81+	W
2/10	Towson*.....	78-76	W
2/15	at Vermont*.....	83-92	L
2/17	at Hartford*.....	81-65	W
2/23	Maine*.....	91-85	W
2/25	New Hampshire*.....	92-77	W
3/3	Drexel AED .....	74-73	W
3/4	Delaware AED .....	66-110	L

## 2001-02 (7-21, 5-11 AE)

Coach: Ron Everhart

Captains: none

11/16	Columbia PM.....	54-66	L
11/17	Drexel PM.....	76-87	L
11/20	Brown.....	88-90	L
11/24	Northern Arizona.....	67-70	L
11/27	at Harvard.....	61-68	L
11/29	at Virginia Tech.....	56-79	L
12/3	at Loyola (Md.).....	74-63	W
12/8	at Connecticut.....	44-80	L
12/18	at Drexel.....	72-83	L

12/20	Rider.....	80-68	W
12/22	at Rhode Island.....	66-67	L
12/29	at New Hampshire*.....	84-72	W
1/5	at Hartford*.....	61-64	L
1/7	Vermont*.....	77-80	L
1/10	Stony Brook*.....	91-65	W
1/12	Binghamton*.....	76-94	L
1/17	at Vermont*.....	87-102	L
1/20	Boston University*.....	88-95+	L
1/24	at Binghamton*.....	64-81	L
1/26	at Albany*.....	50-51	L
2/1	Hartford*.....	67-66	W
2/3	Maine*.....	73-74	L
2/5	New Hampshire*.....	81-82	L
2/12	Albany*.....	79-59	W
2/14	at Boston University*.....	57-63	L
2/17	at Stony Brook*.....	70-85	L
2/21	at Maine*.....	70-63	W
3/2	Boston University AED .....	76-86	L

## 2002-03 (16-15, 8-8 AE)

Coach: Ron Everhart

Captains: Jesse Dunn, Sylbin Robinson, Jamaar Walker

11/22	Rhode Island.....	82-88	L
11/26	Suffolk.....	104-50	W
11/30	Fordham.....	99-75	W
12/2	at New Mexico.....	88-90	L
12/4	at Northern Arizona.....	56-71	L
12/14	at Penn State.....	67-79	L
12/17	Curry.....	95-53	W
12/20	Troy State SJ.....	72-89	L
12/21	Sacred Heart SJ.....	91-74	W
12/22	James Madison SJ.....	69-66	W
12/28	at Providence.....	61-80	L
1/2	Loyola (Md.).....	99-69	W
1/5	at Boston College.....	72-67	L
1/8	at Hartford*.....	81-89	L
1/11	at Vermont*.....	75-82	L
1/15	Maine*.....	76-90	L
1/18	New Hampshire*.....	81-58	W
1/22	at Stony Brook*.....	67-72	L
1/25	at Boston University*.....	72-69	W
1/29	Binghamton*.....	59-48	W
1/31	Hartford*.....	51-50	W
2/2	at Albany*.....	89-80+	W
2/5	Stony Brook*.....	60-78	L
2/8	at New Hampshire*.....	75-61	W
2/12	Maine*.....	55-75	L
2/15	Vermont*.....	76-59	W
2/23	at Binghamton*.....	54-66	L
2/26	Albany*.....	69-54	W
3/3	Boston University*.....	65-76	L
3/9	Maine AEBU.....	71-68	W
3/10	Boston U. AEBU.....	61-71	L

## 2003-04 (19-11, 13-5 AE)

Coach: Ron Everhart

Captains: none

11/21	at Rhode Island LV.....	77-89	L
11/23	at Bradley LV.....	86-92	L
11/25	Louisiana Monroe LV.....	81-65	W
11/29	at West Virginia.....	91-84	W
12/2	Suffolk.....	98-56	W
12/7	at Fordham.....	59-80	L
12/12	at Villanova.....	55-74	L
12/14	Marist.....	59-57	W
12/19	Harvard.....	61-58	W
12/22	at Florida.....	84-101	L
12/29	Curry.....	85-56	W
1/2	Stony Brook*.....	82-63	W
1/4	at New Hampshire*.....	75-72	W
1/7	at Vermont*.....	78-88	L
1/11	Albany*.....	77-70	W
1/14	Hartford*.....	76-59	W
1/17	at UMBC*.....	81-62	W
1/21	Binghamton*.....	62-80	L
1/24	Boston University*.....	74-76	L
1/28	at Maine*.....	82-79	W
1/31	New Hampshire*.....	76-69	W
2/5	at Stony Brook*.....	73-61	W
2/8	Vermont*.....	65-67	L
2/11	at Hartford*.....	73-61	W
2/14	UMBC*.....	81-78	W
2/18	at Binghamton*.....	69-57	W
2/22	at Boston University*.....	68-82	L
2/26	Maine*.....	99-89	W
2/29	at Albany*.....	80-62	W
3/6	Hartford AEBU.....	74-79	L

## 2004-05 (21-10, 15-3 AE)

NIT First Round

Coach: Ron Everhart

Captains: Jose Juan Barea, Marcus Barnes, Aaron Davis

11/19	Birmingham-So. PM.....	70-81	L
11/20	Cornell PM.....	88-85	W
11/27	at Harvard.....	75-85	L
12/1	at Massachusetts.....	84-68	W

12/4	Wright State .....	53-59	L
12/6	at Connecticut .....	60-97	L
12/8	Detroit .....	73-68	W
12/21	at Stony Brook* .....	75-69	W
12/27	at Holy Cross.....	76-82	L
12/30	Iona .....	76-61	W
1/2	Binghamton* .....	75-68	W
1/5	Vermont* .....	60-75	L
1/9	at Albany* .....	73-70	W
1/12	at Hartford* .....	82-69	W
1/15	UMBC* .....	77-66	W
1/19	Boston University* .....	77-75	W
1/23	at Maine* .....	60-67	L
1/26	Stony Brook* .....	65-56	W
1/30	at Binghamton* .....	69-59	W
2/2	at New Hampshire* .....	73-67	W
2/5	at Vermont* .....	64-72	L
2/9	Hartford* .....	86-66	W
2/12	at UMBC* .....	85-55	W
2/16	Maine* .....	82-51	W
2/20	at Boston University* .....	63-48	W
2/24	New Hampshire* .....	88-65	W
2/27	Albany* .....	70-63	W
3/5	Stony Brook AEB .....	90-79	W
3/6	Maine AEB .....	86-73	W
3/12	at Vermont • .....	57-80	L
3/16	at Memphis NIT .....	65-90	W



**2007-08 (14-17, 9-9 CAA)**

Coach: Bill Coen

Captains: Matt Janning, Mark Washington

11/11	at Illinois	55-63	L
11/15	at Maryland	72-74+	L
11/19	at Boston University	65-58	W
11/24	at Maine	70-57	W
11/28	at Rhode Island	72-92	L
12/1	James Madison*	65-68	L
12/3	at New Hampshire	62-57	W
12/6	at Connecticut	60-69	L
12/19	Harvard	76-73	W
12/22	at Boston College	55-57	L
12/30	at Syracuse	74-95	L
1/2	at Towson*	71-77	L
1/5	Georgia State*	64-62	W
1/9	Drexel*	79-45	W
1/12	at George Mason*	52-80	L
1/16	at William & Mary*	53-55	L
1/19	Delaware*	73-69+	W
1/23	at UNC Wilmington*	69-77	L
1/26	Hofstra*	65-70	L
1/30	at Delaware*	53-49	W
2/2	at Drexel*	63-40	W
2/6	Old Dominion*	67-60	W
2/9	William & Mary*	51-42	W
2/13	at Hofstra*	62-53	W
2/16	at Georgia State*	55-57	L
2/20	Va. Commonwealth*	62-66	L
2/23	at Holy Cross	47-61	L
2/27	at Old Dominion*	58-70	L
3/1	George Mason*	70-59	W
3/7	James Madison CAA	73-55	W
3/8	George Mason CAA	52-63	L

**2008-09 (19-13, 12-6 CAA)**

CBI Quarterfinals

Coach: Bill Coen

Captain: Matt Janning

11/11	IUPUI CVC	73-60	W
11/12	at Michigan CVC	56-76	L
11/15	at Providence	70-66	W
11/22	Holy Cross	61-49	W
11/25	Boston University	75-83	L
11/29	at South Florida	37-55	L
12/3	Rhode Island	72-85	L
12/6	at James Madison*	60-55	W
12/10	at Harvard	76-71++	W
12/22	at Indiana	55-42	W
12/31	at Memphis	48-80	L
1/3	William & Mary*	60-44	W
1/5	Hofstra*	73-50	W
1/7	at Georgia State*	68-54	W
1/10	Towson*	68-53	W
1/15	at Delaware*	67-47	W
1/17	at Hofstra*	52-57	L
1/21	George Mason*	58-57	W
1/24	at Old Dominion*	58-42	W
1/27	at VCU*	68-63	W
1/31	Delaware*	73-59	W
2/4	at William & Mary*	63-68	L
2/7	UNC Wilmington*	77-65	W
2/11	Drexel*	58-62	L
2/14	at George Mason*	53-64	L
2/18	Georgia State*	68-70	L
2/21	at Wright State	69-57	W
2/25	at Drexel*	47-46	W
2/28	Old Dominion*	54-57+	L
3/7	Towson CAA	54-58	L
3/17	at Wyoming CBI	64-62	W
3/23	at UTEP CBI	66-75	L

**2009-10 (20-13, 14-4 CAA)**

NIT First Round

Coach: Bill Coen

Captains: Manny Adako, Baptiste Bataille, Matt Janning

11/17	at Siena	53-59	L
11/21	Utah State	64-61	W
11/25	at Boston University	64-69+	L
11/28	Wright State	70-67	W
12/1	Providence	72-76	L
12/5	at Drexel*	47-49	L
12/10	at Rhode Island	76-79	L
12/22	St. Mary's DHC	67-78	L
12/23	W. Michigan DHC	60-75	L
12/25	SMU DHC	73-62	W
12/29	at Santa Clara CCC	62-50	W
12/30	Kent State CCC	61-58	W
1/2	James Madison*	73-61	W
1/4	at VCU*	62-57	W
1/7	George Mason*	71-46	W
1/9	at Georgia State*	66-54	W
1/13	Delaware*	59-55	W
1/16	UNC Wilmington*	79-56	W
1/20	at Towson*	73-48	W
1/23	VCU*	74-62	W
1/27	Drexel*	48-61	W
1/30	Old Dominion*	74-64	W

2/2	at Delaware*	67-51	W
2/6	at Hofstra*	75-55	W
2/10	Georgia State*	62-53	W
2/13	at William & Mary*	52-53	L
2/16	at UNC Wilmington*	65-56	W
2/20	Louisiana Tech BB	67-70	L
2/23	Hofstra*	63-72	L
2/27	at George Mason*	50-48	W
3/6	Hofstra CAA	74-71++	W
3/7	William & Mary CAA	45-47	L
3/16	at Connecticut NIT	57-59	L

**2010-11 (11-20, 6-12 CAA)**

Coach: Bill Coen

Captains: Chaison Allen

11/12	Boston University	66-64	W
11/16	at Southern Illinois	63-62+	W
11/20	Siena	68-84	L
11/27	at Utah State	54-56	L
12/1	at Providence	72-77	L
12/4	Drexel* TDG	58-63	L
12/8	Rhode Island	67-79	L
12/22	St. Louis CGC	49-71	L
12/23	E. Tennessee St. CGC	77-67	W
12/24	Texas State CGC	86-78	W
12/29	Princeton UCF	63-65	L
12/30	Furman UCF	62-75	L
1/3	at James Madison*	69-75	L
1/5	at Old Dominion*	34-49	L
1/8	Hofstra*	67-76	L
1/12	George Mason*	60-86	L
1/15	at VCU*	64-73	L
1/19	at Delaware*	52-54	L
1/22	at Drexel*	58-72	L
1/24	William & Mary*	70-67	W
1/26	at UNC Wilmington*	70-66	W
1/29	Georgia State*	70-65	W
2/2	VCU*	91-80	W
2/5	at Hofstra*	75-78	L
2/9	Towson*	82-78	W
2/12	at Georgia State*	71-74+	L
2/15	Delaware	66-72	L
2/19	at UNC Asheville BB	83-82	W
2/24	at George Mason*	61-67	L
2/26	UNC Wilmington*	78-68	W
3/4	Delaware CAA	58-60	L

**2011-12 (14-17, 9-9 CAA)**

Coach: Bill Coen

Captains: Jonathan Lee, Joel Smith

11/11	at Boston University	82-74+	W
11/14	at Massachusetts	67-83	L
11/19	Southern Illinois	64-57	W
11/26	at St. John's	78-64	W
11/30	at La Salle	51-68	L
12/3	Old Dominion*	59-69	L
12/6	at Bradley	68-79	L
12/18	Princeton	62-71	L
12/20	at Louisiana Tech	53-56	L
12/22	at N.C. State	59-88	L
12/30	at Vermont	53-51	W
1/2	at Towson*	57-48	W
1/4	UNCW*	62-70	L
1/7	at James Madison*	68-56	W
1/11	at Hofstra*	64-62	W
1/14	William & Mary*	64-50	W
1/18	Georgia State*	60-57	W
1/21	at Drexel*	53-71	L
1/23	at Old Dominion*	57-69	W
1/25	Delaware*	62-61	W
1/28	Hofstra*	58-51	W
2/1	Drexel*	53-61	L
2/4	at VCU*	56-59	L
2/8	at Georgia State*	59-61	L
2/11	at William & Mary*	54-79	L
2/14	Towson*	70-51	W
2/18	Stony Brook BB	69-76	L
2/22	George Mason*	85-82+	W
2/25	at Delaware*	72-82	L
3/2	William & Mary CAA	57-49	W
3/3	VCU CAA	65-75	L

**2012-13 (20-13, 14-4 CAA)**

CAA Regular Season Champions

NIT First Round

Coach: Bill Coen

Captains: Jonathan Lee, Joel Smith

11/9	Boston University	65-64	W
11/13	at Princeton	67-66	W
11/17	Vermont	55-66	L
11/21	vs. UC Riverside AK	61-52	W
11/23	vs. Belmont AK	74-71	W
11/24	vs. Charlotte AK	59-67	L
11/28	Maine	73-76	L
12/4	Massachusetts	66-72	L
12/8	La Salle	64-66	L
12/18	UNC Asheville	73-79	L
12/21	at Central Connecticut	82-63	W
12/29	at UAB	63-83	L

1/3	at George Mason*	84-74	W
1/5	UNCW*	68-64	W
1/8	at Drexel*	63-58+	W
1/12	at Towson*	70-59	W
1/16	Hofstra*	65-60	W
1/19	at Delaware*	74-70	W
1/23	William & Mary*	95-91++	W
1/27	George Mason*	71-51	W
1/30	Georgia State*	73-78	L
2/2	Drexel*	59-52	W
2/6	at Hofstra*	62-57	W
2/9	at Old Dominion*	79-74+	W
2/11	at William & Mary*	68-64	W
2/13	Delaware*	74-76+	L
2/16	at UNCW*	67-73	L
2/20	James Madison*	66-64	W
2/27	at Georgia State*	90-84+	W
3/2	Old Dominion*	74-81	L
3/10	George Mason CAA	69-67	W
3/11	James Madison CAA	57-70	L
3/19	at Alabama NIT	43-62	L

**2013-14 (11-21, 7-9 CAA)**

Coach: Bill Coen

Captains: None

11/10	vs. Boston Univ. CCTH	69-72	L
11/13	at Stony Brook	66-73	L
11/16	Central Conn. CBT	83-69	W
11/21	vs. Georgetown PR	63-56	W
11/22	vs. Charlotte PR	77-86	L
11/24	vs. Florida State PR	60-62	L
11/29	at VCU	66-79	L
12/4	Harvard	64-72	L
12/7	UAB	69-74	L
12/15	at Fairfield	60-64	L
12/21	vs. UWMilwaukee WHC	62-69	W
12/22	at Tulane WHC	62-65	L
12/31	Richmond	66-70	L
1/4	at Vanderbilt	49-79	L
1/8	UNCW*	79-68+	W
1/11	at Drexel*	88-93++	W
1/13	Charleston*	49-58	L
1/15	at James Madison*	56-52	W
1/18	Delaware*	70-74	L
1/22	at Towson*	57-54	W
1/25	at Hofstra*	70-57	W
1/29	James Madison*	46-49	L
2/3	at Delaware*	67-80	L
2/5	Hofstra*	81-73	W
2/8	William & Mary*	70-82	L
2/13	at UNCW*	45-55	L
2/15	at Charleston*	60-44	W
2/20	Towson*	70-79	L
2/22	at William & Mary*	67-81	L
3/1	Drexel*	54-52	W
3/8	vs. Drexel CAAB	90-81	W
3/9	vs. Delaware CAAB	74-87	L

**2014-15 (23-12, 12-6 CAA)**

CAA Regular Season Champions

CAA Tournament Champions

NCAA First Round

Coach: Bill Coen

Captains: None

11/10	vs. Boston University CCTH	71-65	W
11/18	at Florida State HOF	76-73	W
11/22	vs. Navy HOF	68-44	W
11/23	vs. Manhattan HOF	65-51	W
11/26	at Massachusetts HOF	54-79	L
11/29	Fairfield	57-48	W
12/3	at Harvard	46-60	L
12/6	Western Michigan	81-69	W
12/17	vs. Cal Poly CCC	58-60	L
12/20	at Santa Clara CCC	78-72	W
12/22	at St. Mary's	68-72	L
12/31	at Richmond	58-57	W
1/3	at Delaware*	72-53	W
1/5	UNCW*	68-75	L
1/8	at James Madison*	65-59	W
1/10	at Towson*	52-49	W
1/14	Hofstra*	91-83	W
1/17	Charleston*	69-67	W
1/19	Detroit	69-81+	L
1/22	James Madison*	82-59	W
1/24	at William & Mary*	62-78	L
1/28	at Drexel*	60-65	L
1/31	Elon*	80-61	W
2/4	Towson*	69-62	W
2/7	Delaware*	68-73	L
2/12	at Hofstra*	79-68	W
2/14	at UNCW*	61-66	L
2/18	William & Mary*	75-64	W
2/21	Drexel*	83-73+	W
2/26	at Elon*	65-72	L
2/28	at Charleston*	65-56	W
3/7	vs. Delaware CAAB	67-64	W
3/8	vs. UNCW CAAB	78-71	W
3/9	vs. William & Mary CAAB	72-61	W
3/19	vs. Notre Dame NCAA	65-69	L

**2015-16 (18-15, 9-9 CAA)**

Coach: Bill Coen

Captains: Caleb Donnelly, Quincy Ford, Zach Stahl, David Walker

11/13	at Boston University	87-84+	W
11/17	Wentworth CBT	91-62	W
11/20	vs. Florida Atlantic MABC	60-58	W
11/21	vs. Lipscomb MABC	70-67	W
11/22	at Miami (OH) MABC	61-67	L
11/27	at #15/19 Miami (FL)	78-77	W
12/2	Harvard	80-71	W
12/5	at Detroit	73-76	L
12/7	at Western Michigan	86-87+	L
12/12	Stony Brook	75-62	W
12/19	#1/1 Michigan State	58-78	L
12/22	Vermont	77-65	W
12/29	at NC State	66-72	L
12/31	at Elon*	86-79	W
1/2	at UNCW*	65-63	W
1/7	Delaware*	88-56	W
1/9	at William & Mary*	60-78	L
1/14	James Madison*	63-75	L
1/16	at Delaware*	69-60	W



## 2017-18 (23-10, 14-4 CAA)

CAA Regular Season Champions

Coach: Bill Coen

Captains: None

11/10	at Boston University.....	65-59	W
11/12	Wentworth.....	83-49	W
11/17	at Stanford PK.....	59-73	L
11/19	at Ohio State PK.....	55-80	L
11/24	vs. Utah State PK1.....	67-71	L
11/25	vs. Furman PK1.....	67-78	L
11/30	Harvard.....	77-61	W
12/2	Cornell.....	84-66	W
12/5	Bucknell.....	82-64	W
12/9	Vermont.....	71-67	W
12/18	at Kent State.....	81-69	W
12/20	at St.Bonaventure.....	65-84	L
12/30	at James Madison.....	81-70	W
1/2	Hofstra.....	70-71	L
1/5	Elon.....	72-60	W
1/7	James Madison.....	80-67	W
1/11	at Charelston.....	66-82	L
1/13	at UNCW.....	81-77+	W
1/18	at William & Mary.....	90-70	W
1/20	Delaware.....	76-64	W
1/25	at Hofstra.....	81-67	W
1/27	at Drexel.....	67-68	L
2/1	Charelston.....	64-69	L
2/3	UNCW.....	107-100+	W
2/8	at Delaware.....	70-67	W
2/10	at Towson.....	77-62	W
2/15	Drexel.....	75-69	W
2/17	William & Mary.....	69-67	W
2/22	Towson.....	80-75	W
2/25	at Elon.....	81-59	W
3/4	vs. Delaware CAAC.....	74-50	W
3/5	vs. UNCW CAAC.....	79-52	W
3/6	vs. Charleston CAAC.....	76-83+	L

## 2018-19 (23-11, 14-4 CAA)

CAA Tournament Champions

NCAA Tournament First Round

Coach: Bill Coen

Captains: None

11/6	Boston University.....	74-77	L
11/9	at Harvard.....	81-71	W
11/15	vs. Alabama GCC.....	68-52	W
11/16	vs. Virginia Tech GCC.....	60-88	L
11/18	vs. Davidson GCC.....	59-71	L
11/24	at Davidson.....	69-78	L
11/28	at Bucknell.....	96-78	W
12/1	Eastern Michigan.....	81-67	W
12/4	at Syracuse.....	49-72	L
12/8	Oakland.....	92-83	W
12/16	at Vermont.....	70-75	L
12/21	St. Bonaventure.....	64-59	W
12/28	Drexel.....	93-83	W
12/30	Delaware*.....	80-82++	L
1/5	at Hofstra*.....	72-75	L
1/10	at Elon*.....	81-70+	W
1/12	at William & Mary*.....	90-70	W
1/17	Charleston*.....	69-60	W
1/19	UNCW*.....	88-71	W
1/24	at Towson*.....	72-75	L
1/26	at James Madison*.....	78-68	W
2/2	Hofstra*.....	75-61	W
2/7	William & Mary*.....	72-60	W
2/9	Elon*.....	72-60+	W
2/14	at UNCW*.....	81-77	W
2/16	at Charleston*.....	79-88+	L
2/21	James Madison*.....	76-60	W
2/23	Towson*.....	73-58	W
2/28	at Delaware*.....	75-64	W
3/2	at Drexel*.....	90-66	W
3/10	vs. UNCW CAAC.....	80-59	W
3/11	vs. Charleston CAAC.....	70-67	W
3/12	vs. Hofstra CAAC.....	82-74	W
3/21	vs. Kansas NCAA.....	53-87	L

## RESULTS KEY

+	Overtime period
•	America East Tournament (home sites)
*	Conference game
NCAA	NCAA Tournament
AEB	America East Tournament (Binghamton, N.Y.)
AEBU	America East Tournament (BU - Boston, Mass.)
AEH	America East Tournament (Hartford, Conn.)
AED	America East Tournament (Newark, Del.)
AEN	America East Tournament (Northeastern - Boston, Mass.)
AC	Atlantic City Classic (Atlantic City, N.J.)
AIC	AIC Holiday Tournament (Springfield, Mass.)
AK	Great Alaska Shootout (Anchorage, Alaska)
BB	ESPN/Sears BracketBusters
BG	at Boston Garden
BP	Beanpot
BRN	Brown Tournament (Providence, R.I.)
BT	Bentley Tournament (Waltham, Mass.)
CAA	CAA Tournament (Richmond (Va.) Coliseum)
CAAB	CAA Tournament (Baltimore (Md.) Arena)
CAAC	CAA Tournament (N. Charleston, S.C.)
CBI	College Basketball Invitational
CBT	at Cabot Center
CC	Cotton Classic (Atlanta, Ga.)
CCC	Cable Car Classic (Santa Clara, Calif.)
CCL	Colonial Classic Tournament (Pittsburgh, Pa.)
CCT	Central Conn. Tournament (New Britain, Conn.)
CCTH	Coaches vs. Cancer Tripleheader (at TD Garden, Boston)
CDT	NCAA College Div. Tournament
CFT	Central Florida Tournament (Orlando, Fla.)
CGC	Cancun Governor's Cup (Cancun, Mexico)
CHC	Champion Holiday Classic (Missoula, Mont.)
CLC	Coors Light Classic (Fresno State - Fresno, Calif.)
CMC	Connecticut Mutual Classic (Hartford, Conn.)
CT	Colonial Tournament (Tufts - Medford, Mass.)
CVC	2kSports Classic benefiting Coaches vs. Cancer (Ann Arbor, Mich.)
DHC	Diamond Head Classic (Honolulu, Hawaii)
ER	at East Rutherford, N.J.
FC	Fleet Classic (Providence, R.I.)
FRT	Fresno Tournament (Fresno, Calif.)
FSF	Florida Southern Festival (Lakeland, Fla.)
FT	Fairfield Tournament (Fairfield, Conn.)
FWC	Far West Classic (Portland, Ore.)
GM	George Mason Tournament (Fairfax, Va.)
GBC	Golden Bear Classic (Berkeley, Calif.)
HC	Hatter Classic (DeLand, Fla.)
HI	Maui Classic (Maui, Hawaii)
HOF	Hall of Fame Tournament
ID	Boise Tournament (Boise, Idaho)
IN	Hoosier Classic (Bloomington, Ind.)
IPC	Iona Pepsi Classic (New Rochelle, N.Y.)
IT	Iona Tournament (New Rochelle, N.Y.)
JF	Jaycee Festival (Assumption College - Worcester, Mass.)
JMT	James Madison Tournament (Harrisonburg, Va.)
JT	Josten's Tournament (Philadelphia, Pa.)
LT	Lapchick Tournament (St. John's - Queens, N.Y.)
LV	Las Vegas Invitational (Las Vegas, Nev.)
MABC	Men Against Breast Cancer Challenge (Oxford, Ohio)
MC	Maine Classic (Orono, Maine)
MS	Mohegan Sun Classic (New Britain, Conn.)
NIT	National Invitational Tournament
NM	Lobo Classic (Albuquerque, N.M.)
NS	Nova Scotia Tournament (Halifax, Nova Scotia)
PK	PK80 Invitational (Campus Sites)
PK1	PK80 Invitational (Nashville, Tenn.)
PM	Pepsi-Marist Shootout (Poughkeepsie, N.Y.)
PR	Puerto Rico Tip-Off (San Juan, Puerto Rico)
RC	Rochester Classic (Rochester, N.Y.)
SB	Senior Bowl (Mobile, Ala.)
SH	Scranton Holiday Tournament (Scranton, Pa.)
SJ	San Juan Shootout (San Juan, Puerto Rico)
ST	Siena Tournament (Albany, N.Y.)
SWC	Steve Wright Classic (Boston, Mass.)
SYR	Carrier Classic (Syracuse, N.Y.)
TDG	at TD Garden (Boston, Mass.)
UCF	UCF Holiday Classic (Orlando, Fla.)
UNO	UNO Classic (New Orleans, La.)
VTT	Virginia Tipoff Tournament (Charlottesville, Va.)
WHC	Westin Holiday Classic (Tulane - New Orleans, La.)

## OVERTIME RESULTS

Date	Opponent	Result	Site
1928-29	URI	L, 43-39++	Boston
1929-30	URI	L, 34-38+	Boston
2/17/1964	vs. BU	L, 75-80++	Boston(H)-BP
12/12/1972	at West Point	L, 68-70+	West Point
1/9/1975	Vermont	W, 93-91+	Boston
1/29/1976	Bentley	W, 81-80+	Boston
1/22/1977	Vermont	W, 78-77++	Boston
1/29/1977	at Colgate	L, 81-83+	Hamilton
2/21/1977	at Brandeis	W, 80-75+	Waltham
12/20/1978	at Dartmouth	W, 64-57+	Hanover
11/30/1979	vs. Robert Morris	W, 76-73+	Providence-BRN
1/26/1980	Siena	W, 63-60+	Boston
12/2/1980	Marist	W, 86-80+	Boston
1/6/1981	BU	W, 80-78+	Boston (H)
1/10/1981	at Florida Southern	L, 75-80+	Lakeland, Fla.-FSF
1/31/1981	at Siena	W, 93-92+	Albany
3/5/1981	vs. Vermont	W, 76-69+	Boston-AEN
3/7/1981	vs. Holy Cross	W, 81-79+	Boston-AEN
3/14/1982	vs. Villanova	L, 72-76+++	Uniondale, N.Y.-NCAA
1/22/1983	Brooklyn	W, 87-85+	Boston
2/15/1983	at Canisius	L, 69-71+	Buffalo
2/26/1983	Holy Cross	L, 74-79+	Boston
1/18/1984	at BC	L, 78-81+	Chestnut Hill
2/4/1984	at Canisius	W, 68-66+	Buffalo
1/28/1985	at Niagara	L, 80-85+	Lewiston
12/27/1985	vs. Duquesne	W, 88-81+	Hartford, Conn.-CMC
12/19/1987	at UCF	W, 76-70+	Orlando
1/16/1988	Niagara	W, 91-85+	Boston
2/17/1988	at Colgate	W, 84-81++	Hamilton
1/25/1990	Vermont	W, 76-73+	Boston
1/27/1990	Hartford	W, 87-82+	Boston
1/8/1991	Niagara	W, 73-66+	Boston
1/6/1994	at Niagara	L, 79-80+	Lewiston
1/27/1994	New Hampshire	L, 62-64+	Boston
2/18/1994	Delaware	L, 85-89++	Boston
2/11/1995	New Hampshire	L, 91-94++	Boston
3/4/1995	vs. Vermont	W, 73-71+	Boston-AEN
12/8/1995	at New Hampshire	L, 90-98+	Durham
2/10/1996	at Hartford	L, 79-82+	Hartford
1/31/1998	at Drexel	W, 71-68++	Philadelphia
11/27/1998	vs. LaSalle	W, 92-85+	Albuquerque, N.M.-NM
12/19/1998	Harvard	L, 75-80+	Boston
2/10/1999	at BU	W, 84-81+	Boston (A)
2/24/2000	Maine	L, 67-70+	Boston
2/8/2001	Delaware	L, 77-81+	Boston
1/20/2002	BU	L, 88-95+	Boston (H)
2/2/2003	at Albany	W, 89-80+	Albany
11/15/2007	at Maryland	L, 72-74+	College Park
1/19/2008	Delaware	W, 73-69+	Boston
12/10/2008	at Harvard	W, 76-71++	Cambridge
2/28/2009	Old Dominion	L, 54-57+	Boston
11/25/2009	at BU	L, 64-69+	Boston (A)
3/6/2010	vs. Hofstra	W, 74-71++	Richmond, Va.-CAA
11/16/2010	at So. Illinois	W, 63-62+	Carbondale
2/12/2011	at Georgia State	L, 71-74+	Atlanta
11/11/2011	at BU	W, 82-74+	Boston (A)
2/22/2012	George Mason	W, 85-82+	Boston
1/8/2013	at Drexel	W, 63-58+	Philadelphia
1/23/2013	William & Mary	W, 95-91++	Boston
2/9/2013	at Old Dominion	W, 79-74+	Norfolk
2/13/2013	Delaware	L, 74-76+	Boston
2/27/2013	at Georgia State	W, 90-84+	Atlanta
1/8/2014	UNCW	W, 79-68+	Boston
1/11/2014	at Drexel	L, 88-93++	Philadelphia
1/19/2015	Detroit	L, 69-81+	Boston
2/21/2015	Drexel	W, 83-73+	Boston
11/13/2015	at Boston University	W, 87-84+	Boston (A)
12/7/2015	at Western Michigan	L, 86-87+	Kalamazoo
1/21/2016	Hofstra	L, 92-96+++	Boston
1/28/2016	at College of Charleston	L, 61-68+	Charleston
2/18/2016	at James Madison	W, 95-94+++	Harrisonburg
1/2/2017	at Drexel	W, 75-70+	Philadelphia
2/23/2017	at Elon	W, 105-104++	Elon
1/13/2018	at UNCW	W, 81-77+	Wilmington
2/23/2017	UNCW	W, 107-100+	Boston
2/23/2017	Charleston	L, 76-83+	N. Charleston
12/30/2018	Delaware	L, 80-82++	Boston
1/10/2019	Elon	W, 81-70+	Elon
2/9/2019	Elon	W, 72-60+	Boston
2/16/2019	Charleston	L, 79-88+	Charleston

Record in OT games: 39-25

Record in 2OT games: 7-7

Record in 3OT games: 1-2





## POSTSEASON HISTORY

## NORTHEASTERN RESULTS IN CONFERENCE TOURNAMENT PLAY

**1980 - ECAC North**

Quarterfinal: Maine 66, NORTHEASTERN 52

**1981**

Semifinal: NORTHEASTERN 76, Vermont 69 (OT)

**Final: NORTHEASTERN 81, Holy Cross 79 (OT)****1982**

Semifinal: NORTHEASTERN 49, Boston University 48

**Final: NORTHEASTERN 82, Niagara 59****1983**

Quarterfinal: HOLY CROSS 65, Northeastern 61

**1984 - ECAC North Atlantic**

Quarterfinal: NORTHEASTERN 71, Colgate 44

Semifinal: NORTHEASTERN 83, Maine 77

**Final: NORTHEASTERN 85, Canisius 75****1985**

Quarterfinal: NORTHEASTERN 103, Maine 81

Semifinal: NORTHEASTERN 73, Siena 69

**Final: NORTHEASTERN 68, Boston University 67****1986**

Quarterfinal: NORTHEASTERN 82, Vermont 61

Semifinal: NORTHEASTERN 89, Siena 75

**Final: NORTHEASTERN 63, Boston University 54****1987**

Quarterfinal: NORTHEASTERN 85, New Hampshire 71

Semifinal: NORTHEASTERN 89, Siena 79

**Final: NORTHEASTERN 71, Boston University 68****1988**

Quarterfinal: Niagara 70, Northeastern 57 \*

**1989**

Quarterfinal: Northeastern 65, Maine 59 \*

Semifinals: Boston Univ. 104, Northeastern 84 \*

**1990 - North Atlantic Conference**

Quarterfinal: Vermont 76, Northeastern 62 \*

**1991**

Semifinal: NORTHEASTERN 74, Hartford 59

**Final: NORTHEASTERN 57, Maine 46'****1992**

Quarterfinal: VERMONT 74, Northeastern 64

**1993**

Quarterfinal: NORTHEASTERN 91, Vermont 68

Semifinal: Delaware 84, NORTHEASTERN 61

**1994**

Quarterfinal: DREXEL 81, Northeastern 71

**1995**

Quarterfinal: NORTHEASTERN 73, Vermont 71 (OT)

Semifinal: NORTHEASTERN 91, New Hampshire 70

Final: DREXEL 72, Northeastern 52

**1996**

First Round: Northeastern 71, Hofstra 61 #

Quarterfinal: Boston Univ. 69, Northeastern 54 #

**1997 - America East**

First Round: Towson 72, Northeastern 69 #

**1998**

First Round: Northeastern 74, Maine 54 #

Quarterfinal: Boston Univ. 87, Northeastern 77 #

**1999**

First Round: Northeastern 77, New Hampshire 69 #

Quarterfinal: Drexel 64, Northeastern 56 #

**2000**

First Round: Boston Univ. 83, Northeastern 57 #

**2001**

Quarterfinal: Northeastern 74, Drexel 73 #

Semifinal: DELAWARE 110, Northeastern 66 #

**2002**

Quarterfinal: Boston Univ. 86, NORTHEASTERN 76

**2003**

Quarterfinal: Northeastern 71, Maine 68 &amp;

Semifinal: BOSTON UNIV. 71, Northeastern 61 &amp;

**2004**

Quarterfinal: Hartford 79, Northeastern 74 &amp;

**2005**

Quarterfinal: Northeastern 90, Stony Brook 79 %

Semifinal: Northeastern 86, Maine 73 %

Final: VERMONT 80, Northeastern 57

**2006 - Colonial Athletic Association**

First Round: Northeastern 74, James Madison 56 ^

Quarterfinal: Northeastern 71, Old Dominion 63 ^

Semifinal: UNC Wilmington 69, Northeastern 58 ^

**2007**

First Round: Northeastern 77, Delaware 67 ^

Quarterfinal: Drexel 64, Northeastern 50 ^

**2008**

First Round: Northeastern 73, James Madison 55 ^

Quarterfinal: George Mason 63, Northeastern 52 ^

**2009**

Quarterfinal: Towson 58, Northeastern 54 ^

**2010**

Quarterfinal: Northeastern 74, Hofstra 71 (2OT) ^

Semifinal: William &amp; Mary 47, Northeastern 45 ^

**2011**

Quarterfinal: Delaware 60, Northeastern 58 ^

**2012**

First Round: Northeastern 57, William &amp; Mary 49 ^

Quarterfinal: VCU 75, Northeastern 65 ^

**2013**

Semifinal: Northeastern 69, George Mason 67 ^

Final: James Madison 57, Northeastern 70 ^

**2014**

Quarterfinal: Northeastern 90, Drexel 81 !

Semifinal: Delaware 87, Northeastern 74 !

**2015**

Quarterfinal: Northeastern 67, Delaware 64 \$

Semifinal: Northeastern 78, UNCW 71 \$

**Final: Northeastern 72, William & Mary 61 \$****2016**

Quarterfinal: Northeastern 71, Towson 60 \$

Semifinal: UNCW 73, Northeastern 70 \$

**2017**

Quarterfinal: Towson 82, Northeastern 54 %

**2018**

Quarterfinal: Northeastern 74, Delaware 50 %

Semifinal: Northeastern 79, UNCW 52 %

Final: Charleston 72, Northeastern 76 %

**2019**

Quarterfinal: Northeastern 80, UNCW 59 %

Semifinal: Northeastern 70, Charleston 67 %


**Final: Northeastern 82, Hofstra 74**

Home teams in CAPS

\* - Hartford, Conn.

% - Vestal, N.Y.

# - Newark, Del.



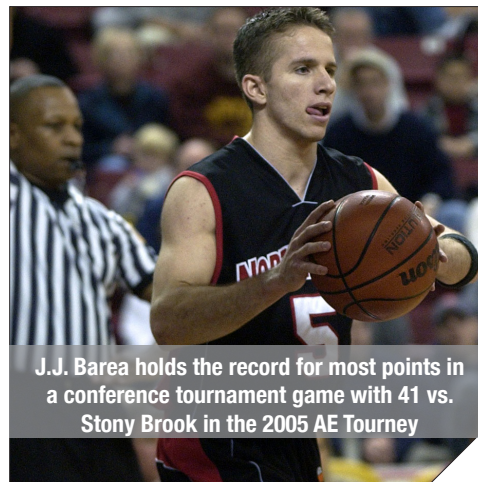
Head coach Jim Calhoun and the legendary Reggie Lewis led the Huskies to three straight NCAA bids from 1984 to 1986.

## CONFERENCE TOURNAMENT SINGLE-GAME RECORDS

## Individual

**Points** 41, J.J. Barea vs. Stony Brook (3/5/05)**Rebounds** 21, Dan Callahan vs. Vermont (3/4/95)**Assists** 12, J.J. Barea vs. James Madison (3/3/06)**Steals** 5, Ron Lacey vs. Maine (3/9/91)**Blocks** 9, Shawn James vs. James Madison (3/3/06)

## Team

**Points** 103, vs. Maine (3/5/85)**Rebounds** 61, vs. Vermont (3/6/93)**Assists** 26, vs. Maine (3/8/84)**Steals** 15, vs. Canisius (3/10/84)**Blocks** 10, vs. James Madison (3/3/06)

J.J. Barea holds the record for most points in a conference tournament game with 41 vs. Stony Brook in the 2005 AE Tourney







## POSTSEASON HISTORY

## 1981 - El Paso, Texas (NCAA West Region, 11 Seed)

Northeastern earned its first trip to the NCAA tournament as Perry Moss put up a one-handed shot from half-court with two seconds remaining and hit nothing but net to send the ECAC North title game against Holy Cross into overtime, where the Huskies prevailed, 81-79.

## March 13, 1981- El Paso, Texas

Tied at 53, the Huskies put the ball in Perry Moss' hands once more as they went for the win against Fresno State. Moss drove, the defense collapsed, and he dished to a streaking Chip Rucker, who collected the pass and laid it in with four seconds remaining to lift Northeastern past the heavily-favored Bulldogs.

## #11 Northeastern 55, #6 Fresno State 53

## VISITORS: #11 Northeastern (24-5)

		FG	FT	REBS	PF	TP
30	D. Leitao	f	1-2	0-0	3	1 2
35	C. Rucker	f	2-2	0-0	1	4 4
31	C. Heineck	c	0-2	0-0	0	1 0
20	P. Harris	g	7-14	6-7	3	0 20
4	P. Moss	g	6-9	5-8	5	2 17
25	E. Jefferson		3-5	0-0	2	1 6
21	R. Braswell		1-1	0-0	1	3 2
33	M. Halsel		2-2	0-1	0	0 4
22	P. Robinson		0-0	0-0	0	0 0
Team		0-0	0-0	1	0	0
<b>Totals</b>		<b>22-37</b>	<b>11-16</b>	<b>16</b>	<b>12</b>	<b>55</b>

**TOTAL FG%:** 1st Half: 12-25 48.0% 2nd Half: 10-12 83.3% Final: 22-37 59.5%  
**Free Throw%:** 1st Half: 6-10 60.0% 2nd Half: 5-6 83.3% Final: 11-16 68.8%

## HOME: #6 Fresno State (21-4)

		FG	FT	REBS	PF	TP
22	R. Higgins	f	10-15	4-4	4	2 24
33	B. Davis	f	2-4	1-4	2	2 5
30	P. Verhoeven	c	4-7	4-4	5	4 12
12	B. Anderson	g	1-1	0-0	2	3 2
21	D. Mason	g	4-9	0-0	1	0 8
34	B. Thompson		0-0	2-4	0	1 2
24	D. Sezzi		0-0	0-0	1	1 0
54	J. Weatherspoon		0-0	0-0	0	1 0
Team		0-0	0-0	3	0	0
<b>Totals</b>		<b>21-36</b>	<b>11-16</b>	<b>18</b>	<b>14</b>	<b>53</b>

**TOTAL FG%:** 1st Half: 14-23 60.9% 2nd Half: 7-13 53.8% Final: 21-36 58.3%  
**Free Throw%:** 1st Half: 8-12 66.7% 2nd Half: 3-4 75.0% Final: 11-16 68.8%

**Officials:** Jack Savage, Larry Lembo, Charles Vacca

**Technical Fouls:** None

**Attendance:** 7,109

Score by Periods	1st	2nd	Total
Northeastern	30	25	55
Fresno State	36	17	53

## March 15, 1981 - El Paso, Texas

Danny Vranes shot a perfect 9-9 from the floor, while star forward Tom Chambers netted 21 points to lead Utah past the Huskies in second round action. The Utes blistered the nets, shooting .620 from the floor, while the Huskies managed just .323, led by a combined 44 points from Pete Harris and Perry Moss. The Huskies finished with a 24-6 record.

## #3 Utah 94, #11 Northeastern 69

## VISITORS: #11 Northeastern (24-6)

		FG	FT	REBS	PF	TP
35	C. Rucker	f	2-4	0-1	1	5 4
30	D. Leitao	f	0-1	2-4	5	4 2
31	C. Heineck	c	0-2	0-1	4	4 0
4	P. Moss	g	6-18	8-11	3	2 20
20	P. Harris	g	8-21	8-10	3	2 24
25	E. Jefferson		4-12	2-2	2	0 10
21	R. Braswell		0-1	0-0	3	5 0
33	M. Halsel		1-4	1-2	9	5 3
22	P. Robinson		0-2	0-0	0	0 0
32	B. Phillips		1-2	0-2	4	1 2
3	J. Gordon		0-1	2-2	1	1 2
10	R. Ziembra		1-1	0-0	0	0 2
23	A. Lehmann		0-2	0-0	0	0 0
Team		0-0	0-0	3	0	0
<b>Totals</b>		<b>23-71</b>	<b>23-35</b>	<b>39</b>	<b>29</b>	<b>69</b>

**TOTAL FG%:** 1st Half: 10-31 32.3% 2nd Half: 13-40 32.5% Final: 23-71 32.4%  
**Free Throw%:** 1st Half: 8-11 72.7% 2nd Half: 15-24 62.5% Final: 23-35 65.7%

## HOME: #3 Utah (24-4)

		FG	FT	REBS	PF	TP
23	D. Vranes	f	9-9	9-11	11	3 27
40	K. Bankowski	f	7-11	1-2	6	2 15
42	T. Chambers	c	6-9	9-10	12	1 21
20	P. Mannion	g	3-6	0-0	2	3 6
3	S. Martin	g	3-7	0-2	6	4 6
24	C. Hammer		2-5	0-0	3	5 4
34	A. Robinson		2-4	0-0	4	2 4
11	P. Williams		1-3	0-1	5	1 2
44	C. Winans		1-2	1-4	0	3 3
10	R. McClain		1-1	2-3	0	1 4
14	S. Hill		1-1	0-0	0	1 2
30	S. Folson		0-0	0-0	1	0 0
Team		0-0	0-0	2	0	0
<b>Totals</b>		<b>36-58</b>	<b>22-33</b>	<b>52</b>	<b>26</b>	<b>94</b>

**TOTAL FG%:** 1st Half: 17-31 54.8% 2nd Half: 19-27 70.4% Final: 36-58 62.1%  
**Free Throw%:** 1st Half: 9-11 81.8% 2nd Half: 13-22 59.1% Final: 22-33 66.7%

**Officials:** Leonart Wietz; Ed Marrich; Mark Reischling

**Technical Fouls:** NU Coach Calhoun, Utah Martin, Utah Chambers

**Attendance:** 8,500

Score by Periods	1st	2nd	Total
Northeastern	28	41	69
Utah	43	51	94

## 1982 - Uniondale, N.Y. (NCAA East Region, 11 seed)

Northeastern crushed Niagara, 82-59, for the ECAC North crown behind two-time tournament MVP Perry Moss, earning its second straight trip to the NCAA Tournament.

## March 12, 1982 - Uniondale, N.Y.

Trailing 56-50, the Huskies, led by Perry Moss (24 points) and Eric Jefferson (18 points), mounted a 13-4 run in the final minutes and hung on for the victory over St. Joseph's at the Nassau Coliseum.

## #11 Northeastern 63, #6 St. Joseph's 62

## VISITORS: #11 Northeastern (23-6)

		FG	FT	REBS	PF	TP
33	M. Halsel	f	3-7	5-9	13	2 11
25	E. Jefferson	f	8-11	2-3	3	1 18
30	D. Leitao	c	4-6	2-2	4	3 10
4	P. Moss	g	9-18	6-7	2	3 24
10	S. Bryant	g	0-1	0-0	1	2 0
31	C. Heineck		0-0	0-0	0	0 0
22	P. Robinson		0-0	0-1	1	2 0
21	J. King		0-0	0-0	0	0 0
20	R. Braswell		0-0	0-0	1	1 0
Team		0-0	0-0	5	0	0
<b>Totals</b>		<b>24-43</b>	<b>15-22</b>	<b>30</b>	<b>14</b>	<b>63</b>

**TOTAL FG%:** 1st Half: 13-24 54.1% 2nd Half: 11-19 57.9% Final: 24-43 55.8%  
**Free Throw%:** 1st Half: 9-12 75.0% 2nd Half: 6-10 60.0% Final: 15-22 68.1%

## HOME: #6 St. Joseph's (24-5)

		FG	FT	REBS	PF	TP
44	B. Lajewski	f	0-2	4-5	0	2 4
34	L. McFarlan	f	11-17	2-3	3	1 24
23	T. Costner	c	5-6	0-0	6	5 10
12	J. Clark	g	3-8	0-0	0	5 6
13	B. Warrick	g	4-16	2-2	2	3 10
30	M. Dearborn		3-4	0-0	7	2 6
10	B. Mitchell		1-1	0-0	0	1 2
Team		0-0	0-0	4	0	0
<b>Totals</b>		<b>27-54</b>	<b>8-10</b>	<b>22</b>	<b>19</b>	<b>62</b>

**TOTAL FG%:** 1st Half: 15-31 48.3% 2nd Half: 12-23 52.2% Final: 27-54 50.0%  
**Free Throw%:** 1st Half: 6-8 75.0% 2nd Half: 2-2 100.0% Final: 8-10 80.0%

**Officials:** Howell, Shea, Ballestros

**Technical Fouls:** None

**Attendance:** N/A

Score by Periods	1st	2nd	Total
Northeastern	35	28	63
St. Joseph's	36	26	62



## POSTSEASON HISTORY

### 1982 - Uniondale, N.Y. (NCAA East Region, 11 seed)

Northeastern crushed Niagara, 82-59, for the ECAC North crown behind two-time tournament MVP Perry Moss, earning its second straight trip to the NCAA Tournament.

#### March 14, 1982 - Uniondale, N.Y.

In one of the longest and most amazing games in NCAA tournament history, the Huskies were defeated by Villanova, 76-72, in a triple overtime thriller. Dave Leitao put a hand in the face of 'Nova's Stewart Granger to alter his last second shot in regulation, then put up a shot with 10 seconds left in the first OT, grabbed his own rebound and nearly put it back in for the win as time expired. Eric Jefferson kept the Huskies alive in the second overtime, as he tipped in a Perry Moss miss. However, the Wildcats pulled away in the third overtime, as the two teams tied the record for longest NCAA tournament game.

#### #3 Villanova 76, #11 Northeastern 72

##### VISITORS: #11 Northeastern (23-7)

		FG	FT	REBS	PF	TP
25	E. Jefferson	f	8-17	1-2	11	5 17
33	M. Halsel	f	4-9	2-3	4	2 10
30	D. Leitao	c	4-12	0-2	11	5 8
4	P. Moss	g	14-29	3-4	7	4 31
10	S. Bryant	g	0-0	0-0	0	1 0
22	P. Robinson		1-3	0-0	3	4 2
20	R. Braswell		2-3	0-0	4	3 4
21	J. King		0-1	0-0	0	1 0
Team			0-0	0-0	5	0 0
<b>Totals</b>			<b>33-74</b>	<b>6-11</b>	<b>45</b>	<b>25 72</b>

**TOTAL FG%:** 1st Half: 14-30 46.6% 2nd Half: 19-44 43.1% Final: 33-74 44.5%  
**Free Throw%:** 1st Half: 4-8 50.0% 2nd Half: 2-3 66.7% Final: 6-11 54.5%

##### HOME: #3 Villanova (21-7)

		FG	FT	REBS	PF	TP
4	E. Pinckney	f	4-8	4-6	10	2 12
12	A. Howard	f	3-6	2-2	2	4 8
15	J. Pinone	c	3-9	6-11	8	4 12
10	S. Granger	g	7-11	2-3	2	2 16
13	D. McClain	g	7-11	6-8	1	4 20
2	G. McLain		2-2	0-0	2	0 4
43	J. Sices		1-4	0-0	1	0 2
34	F. Dobbs		1-2	0-0	0	0 2
25	M. Mulquin		0-0	0-0	1	0 0
Team			0-0	0-0	3	0 0
<b>Totals</b>			<b>28-53</b>	<b>20-30</b>	<b>30</b>	<b>16 76</b>

**TOTAL FG%:** 1st Half: 15-24 62.5% 2nd Half: 13-29 44.8% Final: 28-53 52.8%  
**Free Throw%:** 1st Half: 5-7 71.4% 2nd Half: 15-23 65.2% Final: 20-30 66.7%

**Officials:** Wirtz, Ball, Herbold  
**Technical Fouls:** NU Moss  
**Attendance:** N/A

Score by Periods	1st	2nd	OT1	OT2	OT3	Total
Northeastern	32	24	2	7	7	72
Villanova	35	21	2	7	11	76

### 1984 - Philadelphia, Pa./East Rutherford, N.J. (NCAA East Region, 11 seed)

The Reggie Lewis era begins. Northeastern forced 20 Canisius turnovers and received 20 points from Mark Halsel as the Huskies returned to the NCAA tournament for the third time in four years with an 85-75 victory over the Golden Griffins at Matthews Arena.

#### March 13, 1984 - Philadelphia, Pa.

Northeastern knocked off Long Island, getting 22 points from Wes Fuller and 21 from league Rookie of the Year Lewis. A late-game rally by LIU was thwarted as LIU's Robert Brown put up a jumper for the win, but was rejected by Lewis. The Huskies held on and advanced to the second round for the third time in three tries.

#### #11 Northeastern 90, #11 Long Island 87

##### VISITORS: #11 Long Island (16-11)

		FG	FT	REBS	PF	TP
33	J. Merinether	f	7-19	1-2	7	5 15
40	C. Scurry	f	7-14	0-0	9	5 14
25	V. Wiggins	c	1-4	0-0	3	1 2
10	R. Brown	g	13-25	1-2	4	2 27
14	W. James	g	6-12	3-3	5	5 15
23	W. Jordon		5-12	0-0	3	5 10
31	T. Whitehead		0-1	4-4	3	2 4
15	E. Villanueva		0-0	0-0	0	0 0
12	D. Powell		0-0	0-0	0	0 0
24	S. Townes		0-0	0-0	0	0 0
Team			0-0	0-0	4	0 0
<b>Totals</b>			<b>39-87</b>	<b>9-11</b>	<b>38</b>	<b>25 87</b>

**TOTAL FG%:** 1st Half: 17-40 42.5% 2nd Half: 22-47 46.8% Final: 39-87 44.8%  
**Free Throw%:** 1st Half: 0-0 0.0% 2nd Half: 9-11 81.8% Final: 9-11 81.8%

##### HOME: #11 Northeastern (27-4)

		FG	FT	REBS	PF	TP
33	M. Halsel	f	4-8	2-2	14	4 10
35	R. Lewis	f	8-13	5-7	5	2 21
21	W. Fuller	c	9-13	4-6	8	3 22
3	A. LaFleur	g	4-7	6-8	4	24 14
5	G. Miller	g	4-6	7-9	5	2 15
31	Q. Dale		2-6	4-4	4	1 8
30	P. Robinson		0-1	0-0	0	1 0
Team			0-0	0-0	1	0 0
<b>Totals</b>			<b>31-54</b>	<b>28-36</b>	<b>41</b>	<b>15 90</b>

**TOTAL FG%:** 1st Half: 19-34 55.9% 2nd Half: 12-20 60.0% Final: 31-54 57.4%  
**Free Throw%:** 1st Half: 10-12 83.3% 2nd Half: 18-24 75.0% Final: 28-36 77.8%

**Officials:** Beuhl Roach, Sean Lickliter, Roger Paramore  
**Technical Fouls:** NU Halsel  
**Attendance:** N/A

Score by Periods	1st	2nd	Total
Long Island	34	53	87
Northeastern	48	42	90

#### March 16, 1984 - East Rutherford, N.J.

Virginia Commonwealth shocked NU and went to the Sweet 16 on Rolando Lamb's buzzer-beating jumper from 20 feet. The Huskies set a tournament record by shooting .750 from the floor on the night, led by an astounding 15-for-17 shooting from Lewis (31 points). But the Rams shot .623 overall and eliminated the Huskies, who set a school record with 27 wins on the season.

#### #6 VCU 70, #11 Northeastern 69

##### VISITORS: #11 Northeastern (27-5)

		FG	FT	REBS	PF	TP
33	M. Halsel	f	9-12	1-3	4	0 19
35	R. Lewis	f	15-17	1-4	5	0 31
21	W. Fuller	c	3-5	0-0	3	4 6
3	A. LaFleur	g	1-1	0-0	3	2 2
5	G. Miller	g	2-5	1-2	0	3 5
31	Q. Dale		3-3	0-0	5	1 6
22	P. Robinson		0-1	0-0	0	0 0
Team			0-0	0-0	3	0 0
<b>Totals</b>			<b>33-44</b>	<b>3-9</b>	<b>23</b>	<b>10 69</b>

**TOTAL FG%:** 1st Half: 17-23 73.9% 2nd Half: 16-21 76.2% Final: 33-44 75.0%  
**Free Throw%:** 1st Half: 2-5 40.0% 2nd Half: 1-4 25.0% Final: 3-9 33.3%

##### HOME: #6 Virginia Commonwealth (22-6)

		FG	FT	REBS	PF	TP
22	M. Brown	f	8-12	0-1	4	1 16
30	N. Wake	f	0-0	0-0	0	1 0
43	M. Schlegel	c	8-10	0-0	3	2 16
3	N. Jones	g	1-1	0-0	1	1 2
5	C. Duncan	g	7-15	0-2	5	2 14
15	R. Dickerson		1-2	0-0	0	1 2
33	D. Franco		4-7	2-3	1	2 10
20	R. Lamb		4-6	2-2	2	1 10
Team			0-0	0-0	2	0 0
<b>Totals</b>			<b>33-53</b>	<b>4-8</b>	<b>18</b>	<b>11 70</b>

**TOTAL FG%:** 1st Half: 16-28 57.1% 2nd Half: 17-25 68.0% Final: 33-53 62.3%  
**Free Throw%:** 1st Half: 2-3 66.7% 2nd Half: 2-5 40.0% Final: 4-8 50.0%

**Officials:** Paul Galvan, Beuhl Roach, Jerry Donaghy  
**Technical Fouls:** None  
**Attendance:** N/A

Score by Periods	1st	2nd	Total
Northeastern	36	33	69
Fresno State	34	36	70





## POSTSEASON HISTORY

## 1985 - Atlanta, Ga. (NCAA East Region, 14 seed)

Despite a sore wrist, league Player of the Year Reggie Lewis hit his last six shots en route to 29 points to lead the Huskies past rival Boston University, 68-67, in the ECAC North Atlantic final and back into the NCAA Tournament.

**March 15** - Lewis, the nation's top-scoring sophomore, had 22 against Illinois, but the Illini rolled to a 19-point win behind 23 points from Ken Norman. Lewis finished the year with an NU-record 748 points.

## #3 Illinois 76, #14 Northeastern 57

## VISITORS: #14 Northeastern (22-9)

		FG	FT	REBS	PF	TP
31	Q. Dale	f	4-10	2-2	7	4 10
35	R. Lewis	f	11-28	0-0	5	3 22
34	K. McDuffie	c	2-3	2-4	5	2 6
3	A. LaFleur	g	3-6	0-0	1	2 6
10	J. Williams	g	4-6	1-4	1	5 9
21	W. Fuller		0-0	0-0	4	1 0
24	E. McDonald		1-2	0-0	0	1 2
30	G. Corcoran		1-1	0-0	2	1 2
23	S. Evans		1-1	0-0	2	1 2
Team		0-0	0-0	2	0	0
<b>Totals</b>		<b>26-58</b>	<b>5-10</b>	<b>27</b>	<b>19</b>	<b>57</b>

**TOTAL FG%:** 1st Half: 10-25 40.0% 2nd Half: 16-33 48.5% Final: 26-58 44.8%  
**Free Throw%:** 1st Half: 3-6 50.0% 2nd Half: 2-4 50.0% Final: 5-10 50.0%

## HOME: #3 Illinois (21-9)

		FG	FT	REBS	PF	TP
33	K. Norman	f	8-11	7-7	9	1 23
44	A. Welch	f	6-11	1-2	2	2 13
24	E. Winters	c	4-5	3-4	7	1 11
22	D. Altenberger	g	6-10	1-2	3	2 13
25	B. Douglas	g	1-5	1-2	4	2 3
30	S. Meents		2-3	0-1	1	1 4
10	T. Wysinger		2-4	2-2	3	2 6
4	S. Haftner		0-2	1-2	3	0 1
35	R. Woodward		1-1	0-0	0	2 2
Team		0-0	0-0	1	0	0
<b>Totals</b>		<b>30-52</b>	<b>16-22</b>	<b>33</b>	<b>13</b>	<b>76</b>

**TOTAL FG%:** 1st Half: 14-27 51.9% 2nd Half: 16-25 64.0% Final: 30-52 57.7%  
**Free Throw%:** 1st Half: 7-11 63.6% 2nd Half: 9-11 81.8% Final: 16-22 72.7%

**Officials:** Jim McDaniels, Bob Sitov, Mike Kouri

**Technical Fouls:** None

**Attendance:** N/A

Score by Periods	1st	2nd	Total
Northeastern	23	34	57
Fresno State	35	41	76

## 1986 - Greensboro, N.C. (NCAA East Region, 13 seed)

Jim Calhoun took league Coach of the Year honors as Northeastern rolled to a 26-5 record. All-America East first-teamers Reggie Lewis and Andre LaFleur combined for 30 points as the Huskies beat Boston University, 63-54, and advanced to the NCAA Tournament for the third straight year.

**March 13** - Lewis then scored 35 points and pulled down 15 boards (both Husky records in the tournament), but foul-plagued NU fell to Oklahoma, 80-74. Anthony Bowie led the Sooners with 24 points.

## #4 Oklahoma 80, #13 Northeastern 74

## VISITORS: #13 Northeastern (26-5)

		FG	FT	REBS	PF	TP
35	R. Lewis	f	12-34	11-13	15	4 35
21	W. Fuller	f	4-8	3-3	7	4 11
34	K. McDuffie	c	2-5	0-0	7	5 4
3	A. LaFleur	g	2-6	4-6	2	4 8
10	J. Williams	g	3-11	2-2	1	5 8
22	E. Skeen		1-4	0-0	2	1 2
24	S. Henriquez		0-1	0-0	1	0 0
20	G. Corcoran		3-5	0-0	6	5 6
33	E. Hall		0-0	0-0	2	1 0
Team		0-0	0-0	4	0	0
<b>Totals</b>		<b>27-74</b>	<b>20-24</b>	<b>46</b>	<b>29</b>	<b>74</b>

**TOTAL FG%:** 1st Half: 12-36 33.3% 2nd Half: 15-38 39.5% Final: 27-74 36.5%  
**Free Throw%:** 1st Half: 7-8 87.5% 2nd Half: 13-16 81.3% Final: 20-24 83.3%

## HOME: #3 Oklahoma (26-8)

		FG	FT	REBS	PF	TP
30	D. Kennedy	f	9-18	3-5	9	4 21
40	C. Watson	f	1-1	0-1	1	4 2
55	D. Johnson	c	7-14	10-14	14	2 24
11	L. Davis	g	0-5	1-2	3	3 1
25	A. Bowie	g	9-17	2-3	3	1 20
20	C. Phipps		1-5	0-0	1	0 2
23	R. Roberts		3-5	4-5	8	5 10
44	D. Sieger		0-0	0-0	0	0 0
Team		0-0	0-0	2	0	0
<b>Totals</b>		<b>30-65</b>	<b>20-30</b>	<b>41</b>	<b>19</b>	<b>80</b>

**TOTAL FG%:** 1st Half: 13-34 38.2% 2nd Half: 17-31 54.8% Final: 30-65 46.2%  
**Free Throw%:** 1st Half: 6-9 66.7% 2nd Half: 14-21 66.7% Final: 20-30 66.7%

**Officials:** Armstrong, Shortnacy, Tackett

**Technical Fouls:** None

**Attendance:** 7,640

Score by Periods	1st	2nd	Total
Northeastern	31	43	74
Oklahoma	32	48	80

## 1987 - Syracuse, N.Y. (NCAA East Region, 14 seed)

Reggie Lewis netted 27 points and Andre LaFleur broke the NCAA's all-time assist record as NU earned its fourth straight NCAA berth by defeating Boston University in the league title game for the third consecutive year. The win was NU's 37th straight at home.

**March 13** - Purdue won a shootout, 104-95, over NU and new coach Karl Fogel at the Carrier Dome. Lewis scored a team-high 23 points in his final game in a Husky uniform.

## #3 Purdue 104, #14 Northeastern 95

## VISITORS: #14 Northeastern (27-7)

		FG	FT	REBS	PF	TP
35	R. Lewis	f	5-12	12-16	3	5 23
21	W. Fuller	f	4-10	1-2	6	5 9
34	K. McDuffie	c	3-10	3-5	12	4 9
10	J. Williams	g	4-11	0-0	3	2 10
3	A. LaFleur	g	8-13	6-7	3	4 22
20	D. Lewis		6-13	4-4	4	5 19
30	G. Corcoran		0-3	2-2	2	5 2
22	E. Hall		0-0	1-2	2	4 1
22	W. Skeen		0-0	0-0	0	0 0
Team		0-0	0-0	5	0	0
<b>Totals</b>		<b>30-72</b>	<b>29-38</b>	<b>41</b>	<b>34</b>	<b>95</b>

**TOTAL FG%:** 1st Half: 14-35 40.0% 2nd Half: 16-37 43.2% Final: 30-72 41.7%  
**Free Throw%:** 1st Half: 11-13 84.6% 2nd Half: 18-25 72.0% Final: 29-38 73.6%

## HOME: #3 Oklahoma (25-4)

		FG	FT	REBS	PF	TP
33	T. Mitchell	f	3-9	4-6	5	5 10
20	D. Lee	f	10-14	3-5	13	2 29
35	M. McCants	c	5-9	7-11	7	3 17
23	T. Lewis	g	6-14	7-10	1	2 20
21	E. Stephens	g	6-7	4-4	2	5 18
25	T. Jones		0-0	4-6	2	3 4
30	K. Jones		1-1	0-0	0	2 2
43	J. Arnold		1-3	0-1	5	3 2
12	T. Fisher		0-0	2-2	1	0 2
31	D. Stack		0-0	0-0	0	0 0
Team		0-0	0-0	6	0	0
<b>Totals</b>		<b>32-57</b>	<b>31-45</b>	<b>42</b>	<b>25</b>	<b>104</b>

**TOTAL FG%:** 1st Half: 17-31 54.8% 2nd Half: 15-26 57.7% Final: 32-57 56.1%  
**Free Throw%:** 1st Half: 4-6 66.7% 2nd Half: 27-39 69.2% Final: 31-45 68.9%

**Officials:** Don Rutledge, Charles Range, Ed Cartotto




**Technical Fouls:** NU Bench, Williams; Purdue McCants

**Attendance:** N/A

Score by Periods	1st	2nd	Total
Northeastern	41	54	95
Fresno State	44	60	104



## POSTSEASON HISTORY



### 1991 - Syracuse, N.Y. (NCAA East Region, 16 seed)

Northeastern made the NCAA tournament for the first time since the Reggie Lewis days, topping Maine at Matthews Arena for the America East title behind 17 points from Ron Lacey and 16 from Dexter Jenkins.

**March 15** - Rick Fox and Hubert Davis led juggernaut North Carolina past Northeastern, 101-66, despite 22 points and a game-high nine rebounds from All-America East first team selection Steve Carney. Lacey also chipped in with 12 points while George Robinson dished out eight assists for the Huskies.

#1 North Carolina 101, #16 Northeastern 66

#### VISITORS: #16 Northeastern (22-11)

		FG	FT	REBS	PF	TP
40	M. Anderson	f	3-5	3-3	4	5 9
21	R. Lacey	f	5-10	2-2	4	4 12
32	S. Carney	c	9-19	4-4	9	2 22
31	G. Robinson	g	0-5	0-0	3	2 0
12	D. Jenkins	g	4-15	0-1	3	3 9
30	B. Harlee		0-5	0-0	1	4 0
24	L. Hodge		2-3	0-2	0	3 4
23	L. Hough		3-9	0-0	2	2 8
20	A. McBride		0-0	0-0	0	0 0
14	D. Callahan		0-0	0-0	1	0 0
34	M. Brighthaupt		1-1	0-0	1	0 2
22	V. Battle		0-0	0-0	0	0 0
10	E. Spokas		0-0	0-0	0	0 0
Team			0-0	0-0	4	0 0
<b>Totals</b>			<b>27-72</b>	<b>9-12</b>	<b>32</b>	<b>25 66</b>

**TOTAL FG%:** 1st Half: 13-42 30.9% 2nd Half: 14-30 46.7% Final: 27-72 37.5%  
**Free Throw%:** 1st Half: 2-2 100.0% 2nd Half: 7-10 70.0% Final: 9-12 75.0%

#### HOME: #1 North Carolina (26-5)

		FG	FT	REBS	PF	TP
44	R. Fox	f	6-8	2-2	6	0 16
32	P. Chilcutt	f	6-8	0-0	4	0 12
00	E. Montross	c	2-7	1-1	5	2 5
40	H. Davis	g	5-9	5-5	1	1 16
21	K. Rice	g	3-5	2-2	1	1 8
34	G. Lynch		5-6	2-2	7	2 12
5	H. Rodl		2-2	0-5	2	1 4
14	D. Phelps		1-2	0-0	3	0 2
45	C. Rozier		4-8	2-3	4	2 10
31	B. Reese		3-5	0-1	3	0 6
3	P. Sullivan		0-1	0-0	1	0 0
4	K. Harris		0-1	2-2	1	1 2
11	S. Cherry		0-0	0-0	1	0 0
33	K. Salvadori		1-2	4-6	0	0 6
55	M. Wenstrom		1-3	0-0	2	2 2
Team			0-0	0-0	6	0 0
<b>Totals</b>			<b>39-67</b>	<b>20-29</b>	<b>47</b>	<b>12 101</b>

**TOTAL FG%:** 1st Half: 20-32 62.5% 2nd Half: 19-35 54.3% Final: 39-67 58.2%  
**Free Throw%:** 1st Half: 8-12 66.7% 2nd Half: 12-17 70.6% Final: 20-29 69.0%

**Officials:** Rick Wolkow, Art McDonald, John Carr  
**Technical Fouls:** None  
**Attendance:** N/A

Score by Periods	1st	2nd	Total
Northeastern	29	37	66
North Carolina	50	51	101

### 2005 - Memphis, Tenn. (NIT)

**March 12** - Northeastern's bid for its eighth trip to the NCAA tournament fell a game short, as Taylor Coppenrath and Vermont defeated the Huskies in the America East Finals, 80-57 in Burlington, Vt. However, a 21-9 overall record earned NU its first-ever trip to the National Invitation Tournament and first-ever at-large postseason bid.

**March 16** - Playing without star point guard Jose Juan Barea, the Huskies suffered a 90-65 setback to Memphis at the FedEx Forum. Marcus Barnes scored 19, but the Tigers shot 51.6 percent from the floor in the win.

Memphis 90, Northeastern 65

#### VISITORS: Northeastern (21-10)

		FG	FT	REBS	PF	TP
21	S. James	f	4-8	4-4	7	3 12
33	J. Cole	f	1-5	1-2	6	4 3
3	M. Barnes	g	6-14	6-9	3	1 19
11	A. Martinez	g	5-11	1-2	3	4 15
22	B. Kelly	g	1-2	0-0	4	0 2
1	D. Popoola		0-0	0-0	0	0 0
10	J. Kirkland		0-0	0-0	1	3 0
12	A. Davis		3-5	2-2	1	0 10
14	B. Davis		1-5	0-0	3	1 3
15	J. Farmer		0-0	0-2	0	1 0
50	M. Washington		0-2	1-2	2	4 1
Team			0-0	0-0	2	0 0
<b>Totals</b>			<b>21-52</b>	<b>15-23</b>	<b>32</b>	<b>21 65</b>

**TOTAL FG%:** 1st Half: 8-26 30.8% 2nd Half: 13-26 50.0% Final: 21-52 40.4%  
**Free Throw%:** 1st Half: 4-7 57.1% 2nd Half: 11-16 68.8% Final: 15-23 65.2%

#### HOME: Memphis (20-15)

		FG	FT	REBS	PF	TP
11	D. Erwin	f	4-7	2-2	6	1 10
55	A. Barclay	f	4-7	2-3	6	3 10
5	J. Hunt	g	10-15	2-2	7	4 24
23	A. Rice	g	3-9	0-0	2	2 7
35	D. Washington	g	4-7	4-5	1	4 13
1	W. Williams		3-5	0-0	6	3 6
3	A. Thiero		0-0	0-0	0	1 0
10	R. Carney		4-9	4-4	5	0 14
14	S. Njoya		0-0	0-0	0	1 0
15	J. Dorsey		1-5	4-10	4	4 6
<b>Totals</b>			<b>33-64</b>	<b>18-26</b>	<b>37</b>	<b>23 90</b>

**TOTAL FG%:** 1st Half: 18-37 48.6% 2nd Half: 15-27 55.6% Final: 33-64 51.6%  
**Free Throw%:** 1st Half: 4-5 80.0% 2nd Half: 14-21 66.7% Final: 18-26 69.2%

**Officials:** John Grobe, Sean Wright, Ron Groover  
**Technical Fouls:** None  
**Attendance:** 7,392

Score by Periods	1st	2nd	Total
Northeastern	23	42	65
Memphis	44	90	





## POSTSEASON HISTORY

## 2009 - Laramie, Wyo., &amp; El Paso, Texas (CBI)

After a successful regular season and earning the No. 3 seed in the CAA Tournament, the Huskies were upset by No. 11 seed Towson in the quarterfinals. However, after an 18-11 regular season, Northeastern was rewarded with an invitation to the College Basketball Invitational.

## March 17, 2009 - Laramie, Wyo.

After traveling over 2,000 miles, the Huskies, playing without All-Conference forward Manny Adako, knocked off Wyoming 64-62 to advance to the CBI quarterfinals. Matt Janning scored 20 points, and Chaiison Allen added 16 as Northeastern became just the 27th non-conference team to ever win at the Cowboys' Arena-Auditorium.

## #3 Northeastern 64, #2 Wyoming 62

## VISITORS: #3 Northeastern (19-12)

		FG	FT	REBS	PF	TP
11	V. Lima	f	1-2	0-1	0	4 2
24	E. Spates	f	3-9	1-2	5	4 10
54	N. Ojouboh	c	4-7	3-5	9	4 11
3	C. Allen	g	4-10	5-7	5	4 16
23	M. Janning	g	8-15	2-2	5	2 20
1	E. Etherly		1-3	0-0	2	0 2
15	B. McDonald		0-1	0-0	0	0 0
20	M. Smith		1-5	0-3	1	0 3
25	B. Bataille		0-1	0-0	0	0 0
33	B. Felix		0-0	0-0	1	1 0
Team			0-0	0-0	5	0 0
<b>Totals</b>		<b>22-53</b>	<b>11-20</b>	<b>33</b>	<b>19</b>	<b>64</b>

**TOTAL FG%:** 1st Half: 12-29 41.4% 2nd Half: 10-24 41.7% Final: 22-53 41.5%  
**Free Throw%:** 1st Half: 4-6 66.7% 2nd Half: 7-14 50.0% Final: 11-20 55.0%

## HOME: #2 Wyoming (19-14)

		FG	FT	REBS	PF	TP
11	A. Muojeke	f	4-12	5-5	5	2 16
21	T. Johnson	f	2-8	3-4	7	2 7
15	A. Waddell	c	5-6	1-5	7	3 11
00	S. Ogirri	g	0-3	0-0	3	5 0
23	B. Ewing	g	7-14	7-9	5	3 22
25	D. Thiam		0-3	0-0	3	3 0
51	A.J. Davis		3-6	0-1	4	1 6
Team			0-0	0-0	7	0 0
<b>Totals</b>		<b>21-52</b>	<b>16-24</b>	<b>41</b>	<b>19</b>	<b>62</b>

**TOTAL FG%:** 1st Half: 9-25 36.0% 2nd Half: 12-27 44.4% Final: 21-52 40.4%  
**Free Throw%:** 1st Half: 8-13 61.5% 2nd Half: 8-11 72.7% Final: 16-24 66.7%

**Officials:** Bo Boroski, Bill Kennedy, Duane Allen

**Technical Fouls:** None

**Attendance:** 2,407

Score by Periods	1st	2nd	Total
Northeastern	32	32	64
Fresno State	28	34	62

## March 23, 2009 - El Paso, Texas

The Huskies made a 3,000-mile trek to El Paso, Texas to face the UTEP Miners in the CBI quarterfinals, but fell short 75-66. Chaiison Allen scored 26 points, but UTEP shot 49.1 percent from the field and received 26 points from Stefon Jackson and 21 from Randy Culpepper.

## #4 UTEP 75, #3 Northeastern 66

## VISITORS: #3 Northeastern (19-13)

		FG	FT	REBS	PF	TP
11	V. Lima	f	0-0	0-0	0	4 0
24	E. Spates	f	3-10	0-0	2	4 9
54	N. Ojouboh	c	6-9	1-2	6	1 13
3	C. Allen	g	10-18	0-0	7	2 26
23	M. Janning	g	7-16	0-0	5	1 16
1	E. Etherly		1-1	0-1	2	0 2
15	B. McDonald		0-0	0-0	0	0 0
20	M. Smith		0-3	0-0	2	1 0
25	B. Bataille		0-0	0-0	0	1 0
33	B. Felix		0-0	0-0	1	0 0
Team			0-0	0-0	2	0 0
<b>Totals</b>		<b>27-57</b>	<b>1-3</b>	<b>27</b>	<b>14</b>	<b>66</b>

**TOTAL FG%:** 1st Half: 11-25 44.0% 2nd Half: 16-32 50.0% Final: 27-57 47.4%  
**Free Throw%:** 1st Half: 1-2 50.0% 2nd Half: 0-1 0.0% Final: 1-3 33.3%

## HOME: #4 UTEP (20-12)

		FG	FT	REBS	PF	TP
1	A. Moultrie	f	6-10	2-2	10	1 14
2	J. Jones	f	0-1	0-0	4	2 0
13	W. Portalatin	c	0-1	1-2	2	2 1
5	J. Stone	g	1-4	1-2	2	1 3
12	S. Jackson	g	10-20	4-4	4	1 26
3	R. Culpepper		8-16	2-2	3	1 21
11	B. French		0-0	0-0	0	2 0
20	I. Gordon		0-0	0-0	0	0 0
21	C. Rashiduddin		0-0	0-0	0	0 0
23	G. McCulley		2-3	4-4	2	1 10
31	E. Munoz		0-0	0-0	0	0 0
Team			0-0	0-0	5	0 0
<b>Totals</b>		<b>27-55</b>	<b>14-16</b>	<b>32</b>	<b>11</b>	<b>75</b>

**TOTAL FG%:** 1st Half: 14-30 46.7% 2nd Half: 13-25 52.0% Final: 27-55 49.1%  
**Free Throw%:** 1st Half: 4-6 66.7% 2nd Half: 10-10 100% Final: 14-16 87.5%

**Officials:** Winston Stith, Darron George, Rod Dickson

**Technical Fouls:** None

**Attendance:** 7,798

Score by Periods	1st	2nd	Total
Northeastern	27	39	66
UTEP	35	40	75

## 2010 - Storrs, Conn. (NIT)

**March 7** - Northeastern earned its second trip to the National Invitation Tournament in five years after finishing second in the CAA. The Huskies advanced to the CAA Semifinals for the first time under Bill Coen after a double-overtime thriller against Hofstra. In the semi-finals the Huskies fell to William & Mary 47-45, however earned an at-large bid to the NIT.

**March 16** - The Huskies faced Big East rival Connecticut at Gampel Pavilion to open the NIT. NU fell 59-57 in a back and forth game as UConn rallied from six down with six minutes remaining. Matt Janning led the Huskies with 17 points in his final game as a Husky to finish fourth all-time in scoring.

## #4 Connecticut 59, #5 Northeastern 57

## VISITORS: #5 Northeastern (20-13)

		FG	FT	REBS	PF	TP
22	A. Bigby	f	0-0	0-0	1	1 3
32	M. Adako	f	7-12	0-0	4	3 14
54	N. Ojouboh	c	5-7	1-2	7	3 11
3	C. Allen	g	3-8	4-6	2	4 10
23	M. Janning	g	6-19	2-2	5	2 17
10	K. Black		0-2	0-0	3	3 0
11	V. Lima		0-2	0-0	2	0 0
20	J. Smith		0-0	0-0	0	0 0
21	D. Marshavelski		1-1	0-0	0	0 2
24	M. Muo		0-0	0-0	0	0 0
25	B. Bataille		1-5	1-1	1	2 3
Team			0-0	0-0	2	0 0
<b>Totals</b>		<b>23-56</b>	<b>8-11</b>	<b>27</b>	<b>20</b>	<b>57</b>

**TOTAL FG%:** 1st Half: 10-29 34.5% 2nd Half: 13-27 48.1% Final: 23-56 41.1%  
**Free Throw%:** 1st Half: 3-4 75.0% 2nd Half: 5-7 71.4% Final: 8-11 72.7%

## HOME: #4 Connecticut (18-15)

		FG	FT	REBS	PF	TP
21	S. Robinson	f	7-11	0-0	6	2 14
33	G. Edwards	f	3-7	2-2	4	0 8
34	A. Oriakhi	c	3-5	2-3	9	1 8
11	J. Dyson	g	6-13	5-6	3	3 18
15	K. Walker	g	1-9	3-6	4	3 5
4	J. Coombs-McDaniel		2-5	1-1	3	3 6
5	A. Majok		0-0	0-0	0	0 0
24	D. Smith		0-0	0-0	1	0 0
35	C. Okwandu		0-0	0-0	1	0 0
Team			0-0	0-0	9	0 0
<b>Totals</b>		<b>22-50</b>	<b>13-18</b>	<b>40</b>	<b>12</b>	<b>59</b>

**TOTAL FG%:** 1st Half: 12-27 44.4% 2nd Half: 10-23 43.5% Final: 22-50 44.0%  
**Free Throw%:** 1st Half: 10-13 76.9% 2nd Half: 3-5 60.0% Final: 13-18 72.2%

**Officials:** Mike Stephens, Bryan Kersey, John Gaffney

**Technical Fouls:** None

**Attendance:** 5,571

Score by Periods	1st	2nd	Total
Northeastern	26	31	57
Connecticut	34	25	59



## POSTSEASON HISTORY



### 2013 - Tuscaloosa, Ala. (NIT)

**March 11** - Northeastern earned its third postseason berth in five years after capturing the CAA regular-season title for the first time in program history. The Huskies advanced to their first CAA tournament championship game after completing an improbable 24-point comeback over George Mason in the semifinals on March 10. The rally was the largest in the history of the program. The Huskies lost in the championship game to James Madison on March 11.

**March 19** - Playing in its second National Invitation Tournament in four seasons, Northeastern entered the Tuesday night game at No. 1 seed Alabama as a decided underdog. The Huskies, who endured a 20-hour trip to Tuscaloosa and were without the services of leading-scorer Joel Smith, who was sidelined with an injury, were slow out of the gate. But after a spirited first-half rally and four straight points from senior Jonathan Lee to open the second half, NU trailed by just one. Alabama then held the Huskies scoreless for nearly nine minutes to end the upset bid, defeating Northeastern 62-43.

#### #1 Alabama 62, #8 Northeastern 43

##### VISITORS: #8 Northeastern (20-13)

		FG	FT	REBS	PF	TP
44	R. Spencer	f	4-10	2-4	5	2 10
12	Q. Ford	f	0-6	6-8	9	4 6
14	J. Lee	g	5-11	0-0	4	2 13
2	D. Pollard	g	2-6	0-0	0	2 5
4	D. Walker	g	1-5	0-0	2	0 3
33	Z. Stahl	g	3-4	0-0	0	4 6
11	M. Banegas-Flores	g	0-2	0-0	2	1 0
24	D. Peck	g	0-0	0-0	0	1 0
21	D. Marshavelski	g	0-1	0-0	0	0 0
1	C. Avenant	g	0-0	0-0	0	0 0
	Team		0-0	0-0	5	0 0
<b>Totals</b>			<b>15-45</b>	<b>8-12</b>	<b>27</b>	<b>16 43</b>

**TOTAL FG%:** 1st Half: 8-20 40.0% 2nd Half: 7-25 28.0% Final: 15-45 33.3%  
**Free Throw%:** 1st Half: 5-6 83.3% 2nd Half: 3-6 50.0% Final: 8-12 66.7%

##### HOME: #1 Alabama (22-12)

		FG	FT	REBS	PF	TP
21	R. Cooper	f	3-7	2-2	3	4 8
14	M. Gueye	c	1-1	0-0	6	3 2
20	L. Randolph	g	6-9	0-1	5	1 13
5	T. Lacey	g	3-8	4-4	2	0 11
12	T. Releford	g	4-12	0-1	5	1 9
32	R. Obasohan	g	3-8	2-2	0	2 9
15	N. Jacobs	g	3-3	0-0	6	3 6
24	D. Pollard	g	2-6	0-0	6	1 4
13	J. Goode	g	0-0	0-0	1	0 0
25	K. Blackledge	g	0-1	0-0	0	0 0
33	I. Wilson	g	0-0	0-0	0	1 0
35	D. Slaughter	g	0-0	0-0	0	0 0
	Team		0-0	0-0	3	0 0
<b>Totals</b>			<b>25-55</b>	<b>8-10</b>	<b>37</b>	<b>16 62</b>

**TOTAL FG%:** 1st Half: 11-26 42.3% 2nd Half: 14-29 48.3% Final: 25-55 45.5%  
**Free Throw%:** 1st Half: 4-4 100% 2nd Half: 4-6 66.7% Final: 8-10 80.0%

**Officials:** Kevin Mathis, Raymond Styons, Glen Tuit  
**Technical Fouls:** None  
**Attendance:** 2,889

Score by Periods	1st	2nd	Total
Northeastern	23	20	43
Alabama	28	34	62

### 2015 - Pittsburgh, Pa. (NCAA)

**March 9** - Northeastern returned to the NCAA tournament for the first time since 1991 after an impressive postseason sweep in the CAA Tournament. The Huskies, who earned a share of the CAA regular season title, ran through their competition in the CAA tournament en route to their first ever CAA tournament title with a wire-to-wire 72-61 victory over William & Mary in the championship game.

**March 19** - In its return to the NCAA tournament for the first time in 24 years, the No. 14-seeded Northeastern men's basketball team was within two points of No. 3 Notre Dame during the game's final minutes on Scott Eatherton's layup off a missed 3-pointer by David Walker, but the Huskies were not able to produce a shot on their final possession as the Fighting Irish held on to defeat NU, 69-65. Eatherton scored 10 of Northeastern's final 22 points of the game.

#### #3 Notre Dame 69, #14 Northeastern 65

##### VISITORS: #14 Northeastern (23-12)

		FG	FT	REBS	PF	TP
43	S. Eatherton	f	7-13	4-6	8	4 18
12	Q. Ford	f	4-9	0-0	5	3 9
4	D. Walker	g	6-13	1-1	4	0 15
33	Z. Stahl	g	4-7	0-0	5	2 8
10	T.J. Williams	g	3-7	1-1	5	1 7
44	R. Spencer	g	3-4	2-2	2	2 8
15	C. Donnelly	g	0-2	0-0	1	0 0
20	D. Begley	g	0-0	0-0	0	0 0
	Team		0-0	0-0	3	0 0
<b>Totals</b>			<b>27-55</b>	<b>8-10</b>	<b>33</b>	<b>12 65</b>

**TOTAL FG%:** 1st Half: 11-22 50.0% 2nd Half: 16-33 48.5% Final: 27-55 49.1%  
**Free Throw%:** 1st Half: 2-4 50.0% 2nd Half: 6-6 100% Final: 8-10 80.0%


##### HOME: #3 Notre Dame (30-5)

		FG	FT	REBS	PF	TP
30	Z. Auguste	f	10-14	5-7	5	4 25
24	P. Connaughton	f	3-7	2-2	1	2 9
22	J. Grant	g	7-12	3-4	3	0 17
11	D. Jackson	g	4-6	0-1	4	0 9
32	S. Vasturia	g	1-3	1-2	1	3 3
35	B. Colson	g	1-4	2-2	2	3 4
1	A. Torres	g	1-1	0-0	0	1 2
3	V.J. Beachem	g	0-0	0-0	0	0 0
	Team		0-0	0-0	1	0 0
<b>Totals</b>			<b>27-47</b>	<b>13-18</b>	<b>17</b>	<b>13 69</b>

**TOTAL FG%:** 1st Half: 12-22 54.6% 2nd Half: 15-25 60.0% Final: 27-47 57.4%  
**Free Throw%:** 1st Half: 6-8 75.0% 2nd Half: 7-10 70.0% Final: 13-18 72.2%

**Officials:** Ed Corbett, Michael Irving, Bret Smith  
**Technical Fouls:** None  
**Attendance:** 15,818

Score by Periods	1st	2nd	Total
Northeastern	27	38	65
Notre Dame	31	38	69







## POSTSEASON HISTORY



2019 - Salt Lake City, Utah (NCAA)

#4 Kansas 87, #13 Northeastern 53

**March 21** - Making its ninth appearance in the NCAA Tournament in program history, the No. 13-seeded Huskies ran into a hot shooting team in No. 4 Kansas, falling in the first round of the national tournament at Vivint Smart Home Arena, 87-53. The Huskies struggled from the floor throughout the night, finishing with a season-low 28 FG% (16-of-57) while being forced to contain Dedric and K.J. Lawson and Devon Dotson, who combined for 56 of the Jayhawks' points. Jordan Roland led the Huskies with 12 points, breaking the program record for single-season threes with 99 in the process, while Bolden Brace added seven points, nine rebounds and four assists.

## VISITORS: #13 Northeastern (23-11)

	FG	FT	REBS	PF	TP
12 J. Roland	5-13	0-0	1	12	
22 D. Gresham	2-8	3-4	8	7	
4 V. Pusic	2-13	1-2	1	7	
20 B. Brace	1-5	4-4	9	7	
30 A. Green	1-2	3-6	2	5	
1 S. Occeus	2-6	2-2	2	6	
11 J. Miller	2-3	0-0	1	4	
33 T. Murphy	1-5	0-0	0	3	
13 M. Franklin	0-1	2-2	0	2	
0 J. Strong	0-1	0-0	0	0	
<b>Totals</b>	<b>16-57</b>	<b>15-20</b>	<b>27</b>	<b>53</b>	

**TOTAL FG%:** 1st Half: 8-31 25.8% 2nd Half: 8-26 30.8% Final: 16-57 28.1%  
**Free Throw%:** 1st Half: 4-7 57.1% 2nd Half: 11-13 84.6% Final: 15-20 75.0%

## HOME: #4 Kansas (26-9)

	FG	FT	REBS	PF	TP
1 D. Lawson	9-16	4-4	11	2	25
11 D. Dotson	6-12	5-5	4	2	18
30 O. Agbaji	5-5	2-2	5	3	13
5 Q. Grimes	1-6	0-0	1	2	3
33 D. McCormack	0-0	0-0	5	1	0
13 K.J. Lawson	6-10	0-1	3	2	13
0 M. Garrett	4-6	0-0	5	3	8
44 M. Lightfoot	2-2	0-0	7	1	5
2 C. Moore	1-4	0-0	1	2	2
12 C. Teahan	0-0	0-0	0	0	0
20 G. Luinstra	0-0	0-0	0	1	0
<b>Totals</b>	<b>34-61</b>	<b>11-12</b>	<b>45</b>	<b>19</b>	<b>87</b>

**TOTAL FG%:** 1st Half: 15-34 44.1% 2nd Half: 19-27 70.4% Final: 34-61 55.7%  
**Free Throw%:** 1st Half: 5-5 100% 2nd Half: 6-7 85.7% Final: 11-12 91.7%

**Officials:** Bill McCarthy, Tommy Nunez Jr, James Breeding  
**Technical Fouls:** None  
**Attendance:** 16,576


Score by Periods	1st	2nd	Total
Northeastern	25	28	53
Kansas	37	50	87






## ALL-TIME LETTERWINNERS

Year indicates the year letter was awarded. (For instance, "79" would be for 1978-79 season.)




**John Barros**  
Lettered 1972-74



**John Boutin**  
Lettered 1972-74



**James Connors**  
Lettered 1973-75



**Mike Jarvis**  
Lettered 1966-67  
Former St. John's coach

**A**  
Abakah, Kwesi (2014-16)  
Abbott, Walter (1933-35)  
Abdullah, Halim (1994)  
Abercrombie, Barry (1988-90)  
Adako, Manny (2007-10)  
Adamowicz, Charles (1932)  
Adams, Changa (1997-00)  
Adams, Dean (1965-67)  
Alexander, John (2000)  
Alexander, Terence (1989-90)  
Allen, Chaisson (2008-11)  
Alston, Donald (1940-42)  
Alvarez, Chris (2008-09)  
Alves, Mario (1944)  
Amedee, Rubens (2001)  
Anderson, Gordon (1950-52)  
Anderson, Marcellus (1989-91)  
Anderson, William (1951-52)  
Aragbaye, Allen (2008-09)  
Arcardi, Attilio (1927-29)  
Austin, Richard (1947-49)  
Avenant, Chris (2011-14)  
Aygar, George (2000-01)  
Ayres, Edward (1952-55)  
Azzone, Michael (1941-43)

**B**  
Bain, Jean (1999-02)  
Bakaler, Arthur (1924-25)  
Baker, Prentis (1996)  
Banegas-Flores, Marco (2012-14)  
Barea, Jose Juan (2003-06)  
Barnes, Dwayne (2000-01)  
Barnes, Harry (1966-68)  
Barnes, Marcus (2004-05)  
Barney, Alphonso (1990-94)  
Baronowski, Peter (1968)  
Barry, Wilbur (1962)  
Bartee, Melvin (1986)  
Barth, William (1933)  
Barone, John (1935-36)  
Barros, John (1972-74)  
Barton, Kenneth (1922-25)  
Basquiat, Enndy (1983, 85-86)  
Bataille, Baptiste (2007-10)  
Bates, Alex (2011-12)  
Battle, Von (1991-92)  
Beale, Donald (1979)  
Bearse, Richard (1921-22, 24)  
Begley, Devon (2015-18)  
Berestecky, John (1986\*)  
Benson, Richard (1948)  
Bialkowski, Henry (1935-37)  
Bierenbroodspot, Andrew (1937)  
Bigby, Alwayne (2010, 2012)  
Black, Kauri (2010-12)  
Blair, Thomas (1946-49)  
Blais, Francis (1968-70)  
Blossom, Marcus (1998-01)  
Bocksch, P. David (1963)  
Bond, Cortez (1999-00)  
Bourque, David (1933)

**Boursiquot, Maxime (2017-19)**  
Boutin, John (1972-74)  
Bowman, James (1962, 64-65)  
Boyajian, John (1938-39)  
Boyd, Richard (1965)  
Braswell, Roland (1981-84)  
Brault, Richard (1971-73)  
Breen, George (1943)  
Brem, Dan (1988-92\*)  
Brenner, John (1964)  
Brenner, Stanley (1948-49)  
**Brace, Bolden (2017-19)**  
Brickley, Chris (2006)  
Brighthaupt, Maurice (1989-91)  
Brittian, Toby (2000, 2002)  
Brodsky, Mike (1989-93\*)  
Brooks, Richard (1953-56)  
Brown, Anthony (1992-94)  
Brown, Charles (1931-33)  
Brown, Richard (1958-60)  
Brumis, George (1942)  
Bryant, Walter (1982-83)

Burkard, James (1952, 54)  
Butchard, John F. (1946, 49-50)  
Burak, Terrence (1929)  
Burkard, James (1953)  
Burke, James (1961)  
Burke-Bennett, Meshak (2002)  
Burstine, Hyman (1935)

**C**  
Caesar, Herb (1977-79)  
Cahill, William (1951-53)  
Calderara, Orall (1929-30)  
Caligaris, Dave (1975-78)  
Callahan, Dan (1991-93, 95)  
Calloe, Paul (1958-59)  
Carey, Joe (1993-94)  
Carlezon, William (1957)  
Carlson, Fred (1921-22)  
Carmichael, Dana (1975)  
Carney, Steve (1988-91)  
Carter, Kenneth (1960)  
Cappuccio, John S. (1949-50)  
Cassidy, Ellsworth (1939)  
Chandler, Carleton (1967-69)  
Chechames, Arthur (1939-40)  
Chenette, Diane (1981-82\*)  
Christensen, Ralph (1930-32)  
Christopher, Arthur (1965-66, 68)  
Church, Kenneth (1933)  
Chute, Kenneth (1959, 62)  
Clancy, John (1953)  
Clark, John (1973-76)  
Clark, Lamont (1997-98)  
Clark, Lloyd (1943)  
Clark, Robert (1959, 61)  
Clark, Terry (1997)  
Clary, Douglas (1976-79)  
Clemente, Arturo (1995-96)  
Cleveland, Adrian (1931-33)  
Coffey, Chris (2005)  
Cohen, Scott (1978-80, 82\*)  
Colantonio, Ernest (1940, 42)  
Colby, William (1956-58)  
Cole, Janon (2005-06)  
Coleman, Benjamin (1946, 49)  
Coleman, William (1950)  
Colleran, William (1951)  
Collins, Kerry (1979\*)  
Collins, Michael (1974-76\*)  
Collins, Tim (1975-77)  
Colman, Albert (1954-55)  
Connors, James (1973-75)  
Connolly, James (1937-38)  
Conroy, Francis (1964)  
Constantino, Nicholas (1966-68)  
Cook, Derrick (2018)  
Cookson, R. (1934)  
Corcoran, Gerald (1983, 85-87)  
Cormier, Joseph (1975)  
Cort, Robert (1940)  
Costello, John (1951-53)  
Cotter, E.J. (1922-23)  
Coughlan, Raymond (1930-32)  
Cox, Mario (1996)  
Cox, Richard (1951)  
Coyman, James (1964)  
Cranford, Charles "Ricky" (2001-02)  
Cranouski, William (1924-25)  
Creedon, Joseph (1950-51)  
Creedon, Peter (1949)  
Croll, Irving (1938)  
Curran, Joseph (1957-59)  
Cushman, Warren (1935-36)  
Cyprian, Chris (2006)

**D**  
Dagley, Robert (1952-53)  
Dale, Quinton (1984-85)  
Dalrymple, Douglas (1952-54)  
Davis, Aaron (2002-03, 2005-06)  
Davis, Bennet (2004-07)  
Davis, Thomas (1955)  
Davis, Warren (1978)  
Day, Robert (1933)  
deBeauport, Pat (1986)  
DeCaro, Angelo (1973\*)  
Delgado, Joseph (1971-73)  
DeLuca, John (1939-41)  
Denishenko, Vadim (2003)  
Deubel, Alfred (1975-76)  
Diehl, Charles (1947-50)  
Dillon, Jeffrey (1977-78)  
diScipio, A. Alfred (1945)  
Djossou, Deo (1992-94)  
Doherty, Francis (1944)  
Doherty, William (1957-59)  
Donnelly, Caleb (2015-16)  
Doucette, Donald (1953-54)  
Douglas, James (1948-49)  
Drescher, Darrell (1977-78\*)  
Drain, Adam (2003)  
Driscoll, John (1969)  
Driscoll, Gerald (1964)  
Ducey, Peter (1960-61)  
Dugan, Henry (1962-64)  
Duksta, John (1930)  
Dunn, Jesse (2002-04)  
Dvorchak, Michael (1958-60)  
Dyer, Bradford (1937)

**E**  
Eastman, Robert (1953-54)  
Eatherton, Scott (2014-15)  
Eckhoff, Theodore (1932-33)  
Edwards, Dwight (1988-89)  
Edwards, Kashief (2012)  
Edwards, Scott (1979)  
Erickson, John (1957-59)  
Erickson, Leonard (1941-42)  
Etherly, Erik (2009)  
Evans, Steven (1982-85)  
Eversley, Eric (2002)

**F**  
Facey, W.B. (1933)  
Fairbrother, Russell (1922, 24)  
Farmer, Jeff (2005-06)  
Farrar, Robert (1963-65)  
Fasciano, William (1952)  
Ferguson, Arthur (1924)  
Fasciano, William (1951, 53)  
Felix, Ben (2009-11)  
Field, Glen (1967-69)  
Fileman, G.A. (1930)  
Fischette, Matthew (1931)  
Fitzgerald, Raymond (1975-78\*)  
Fiumara, Stanley (1968-70)  
Fletcher, A.K. (1929-30)  
Flood, F.L. (1921-22)  
Flynn, Peter (1970-71)  
Ford, Quincy (2012-13, 15-16)  
Ford, Sajon (2016-17)  
Ford, Thomas (1956)  
Ford, Thomas (1964-65\*)  
Forward, Aldrich (1933)  
Francois, Jean (2001)  
**Franklin, Myles (2018-19)**  
Fraser, Alexander (1935)  
Fraser, Clyde (1992, 94-96)  
Freeman, Albert (1937)  
Freeman, Ralph (1937)  
Fuller, Wes (1984-87)

**G**  
Gallahue, Jeffrey (1970)  
Gantt, Marvin (1989-90)  
Garlick, Eugene (1939-40)  
Gaskell, Janet (1973-74\*)  
Gates, Harold (1942)  
Gay, Clarence (1928)  
Giavara, Ken (1987)  
Giordano, Robert (1960-61)  
Glazer, Walter (1944, 46)  
Gleason, Thomas (1938-40)  
Goodwin, Curtis (1928)  
Gordon, Chris (1997)  
Gordon, Jeffrey (1980-81)  
Gosselin, Norman (1946, 49)  
Grant, Cheryl (1986\*)  
Green, Anthony (2016-19)  
Green, John (1998-99)  
Greenberg, Jerry (1971\*)  
Greer, Larry (1988-89)  
Gregory, Howard (1927-29)  
Gregory, Louis (1968-71\*)  
Gresham Jr., Donnell (2016-19)  
Grey, Richard (1941)  
Griffin, Edward (1974-75)  
Griffiths, Charles (1961)

Grinkis, Joseph (1940)  
Grogan, Thomas (1941)  
Grube, Dennis (1978)  
Gunterberg, Johan (2008)  
Gurney, R. (1939)  
Gwazodsky, Julius (1943)

**H**  
Hakanson, Richard (1941-42)  
Hall, Ernie (1986-87)  
Halsel, Mark (1981-84)  
Hamilton, Philip (1928)  
Hammick, Tyrone (2000-01)  
Hancock, Jermaine (2002)  
Harrell, Lonnie (1995-96)  
Harlee, Ben (1991-93, 95)  
Harmon, Edwin (1994-96)  
Harris, Alex (2011)  
Harris, George (1934-36)  
Harris, Kareen (1998-99)  
Harris, Peter (1978-81)  
Hart, Jacob (1935-37)  
Haslett, James (1960)  
Hassell, Richard (1929-31)  
Hastings, Stanley (1938)  
Hatch, Harry (1942)  
Haviland, John (1971-73)  
Hazard, Michael (1976)  
Heard, Jason (2006)  
Heineck, Charles (1980-83)  
Henriquez, Sheldon (1986-87)  
Henry, Malcolm (1945)  
Hickey, Brian (1982)  
Hicks, Joe (1998)  
Higgins, James (1956)  
Hill, C.J. (2015)  
Hintz, Elmer (1930-32)  
Hobson, Russell (1937)  
Hodge, Leroy (1988-91)  
Hoffman, Norman (1963-64)  
Hogan, Francis (1927-30)  
Holt, John (1942)  
Holland, James (1953)  
Holtzclaw, Hubert (1985, 87)  
Hough, Lamont (1990-92)  
House, N.H. (1927)  
Hugg, William (1955-56\*)  
Hughes, Charles (1975-77)  
Hultgren, Theodore (1942)  
Hunt, Harry (1941)  
Huntington, Clarence (1922-23)  
Hurley, Noah (2003)

**I**  
Illick, Dave (2002)

**J**  
Jachym, Adolph (1932-34)  
Jackson, Francis (1950-51)  
James, Shawn (2005-06)  
Janikas, John (1967)  
Janning, Matt (2007-10)  
Janssen, Julius (1924-27)  
Jarvis, Michael (1966-67)  
Jasper, John (1962-63)  
Jefferson, Eric (1979-82)  
Jellison, Mark (1971-73)  
Jenkins, Dexter (1988-91)  
Jenkins, Ronald (1980)  
Johnson, Antonio (2002)  
Johnson, Bradford (1933-34)  
Johnson, James (1937)  
Johnson, Robert (1947-48)  
Johnston, Russell (1943)  
Jones, H.O. (1925-26)  
Jordan, Samuel (1972-73)

**K**  
Kamga, Brandon (2016)  
Kearns, William (1954-56)  
Keegan, Robert (1946)  
Kelly, Bobby (2004-07)  
Kelly, John Jr. (1963-65)  
Kelly, Walter (1928)  
Kerzner, Harold (1961-62)  
Keyes, Walter (1948-50)  
Keys, Derrell (2003)





## ALL-TIME LETTERWINNERS

Kiley, Robert (1940)  
King, Jarrett (1982-83)  
Kirkland, Jerome (2005)  
Knight, Gerald (1964-66)  
Kobera, William (1925-28)  
Kozul, Walter (1945, 48)  
Knuepfer, Charles (1921-22)  
Kramer, Stanley (1932-34)  
Krekorian, Kay (1945)  
Kreshpane, Harry (1959)  
Kringe, Terry (1997-00)  
Krypel, Frank (1956-57)

**L**  
Labbadia, John (1945-46)  
Labowicz, Vincent (1938, 41)  
Lacey, Ron (1989-91)  
LaFleur, Andre (1984-87)  
LaFramboise, Stuart (1970-71)  
Lajoie, Ronald (1967)  
Landini, Urban (1949-51)  
Lattimore, Lin (1996-99)  
Laudati, David (1965, 67-68)  
Lawler, Joseph (1941-42)  
Lawler, Joseph (1970-71)  
Lawrence, David (1982-85\*)  
Lecy, Kevin (1971-72)  
Lee, Jonathan (2010-13)  
Lee, Kevin (1984-87)  
Lee, Omar (1992)  
Lehan, R.E. (1922)  
Lehman, Andrew (1979-81)  
Lehman, John (1978)  
Leitao, David (1979-82)  
Lengas, Harry (1946)  
Lenz, Steven (1966)  
Leonard, Milton (1939)  
Lewis, Derrick (1987-89)  
Lewis, Earl (1932-34)  
Lewis, Kurt (1969)  
Lewis, Reggie (1984-87)  
Lima, Vinny (2008-11)  
Linell, E.S. (1922)  
Lombard, E.S. (1923)  
Lombardo, Salvatore (1950-51)  
Loughane, Bill (1977-80)  
Lunn, Richard (1968)  
Lyman, Eugene (1925-26)  
Lynch, Robert (1949)

**M**  
Macaulay, Francis (1968)  
MacConnell, George (1968)  
MacDonald, Gilbert (1929-30, 32-33)  
Mack, Tyrone (1997-98)  
MacWilliams, A.E. (1923)  
Magliozzi, L. Anthony (1943, 47-48)  
Mahaffy, Reid (1936)  
Maheras, John (1969-71)  
Mahler, Russell (1944)  
Malloy, Thomas (1949)  
Malvey, John (1962-64)  
Manasas, Albert (1930-32)  
Manteiga, John (1958)  
Manuel, Emanuel (1937, 39)  
Maron, Harold (1941-42, 46)  
Marshall, Jimmy (2014-17)  
Marshavelski, Dinko (2010-11, 2013)  
Marston, Warren (1932)  
Martin, Arthur (1924)  
Martin, Bill (1988)  
Martin, Scott (1995-98)  
Martin, Thomas (1962-64)  
Martinez, Adrian (2003, 2005-07)  
Matthews, Steve (1997)  
McBride, Anthony (1990-91)  
McCabe, R.S. (1928)  
McCallum, N.W. (1924)  
McDonald, Brian (2007-10)  
McDonald, Ernie (1987)  
McDonald, Robert (1933-34)  
McDonough, Paul (1970-72)  
McDuffie, Kevin (1985-88)  
McGrath, William (1944)  
McGraw, John (1996-97)  
McIntosh, Sylvester (1996-97)  
McNaught, James (1965-67)  
Meehan, Frank (1936-38)  
Mellea, Carl J. (1944)  
Melville, Allen (1934-36)

Melvin, Lateef (2003-04)  
Mercer, James (1977)  
Metro, Christo (1949)  
Milbrandt, Gerhardt (1932-34)  
Miltello, Steve (2003)  
Miller, Glen (1983-84)  
Miller, Harold (1996-99)  
Miller, Jeremy (2016-19)  
Minishak, Edward (1972-74)  
Mitchell, William (1941)  
Mochnac, Kyle (2012-16\*)  
Modest, John (1967-69)  
Moore, Donald (1942)  
Moore, Charles (1992)  
Moore, William (1969-71)  
Morris, Cleophus (2001)  
Morse, Heath (1934-36)  
Morse, John (1932-34)  
Moss, Perry (1979-82)  
Motley, Keith (1974-77)  
Moxley, James (1970-72)  
Mulkerrin, Joseph (1959)  
Mullins, Richard (1963)  
Muo, Mathiang (2010)  
Murphy, Alex (2017)  
Murphy, Jim (1994)  
Murphy, Robert (1961-62)  
Murphy, Ronald (1952-53)  
**Murphy, Tomas (2018-19)**  
Murphy, Victor (1942)  
Myers, Karl (1931)

**N**  
Ndukwa, John (1985, 87-89)  
Nelson, Albert (1932)  
Neri, Geno (1950-52)  
Nickerson, Michael (1965-67\*)  
Niven, John (1969-71)  
Nlandu, Lunzaya (2002)  
Nolf, Ralph (1924)  
Northrop, Willard (1929-32)

**O**  
O'Connor, John (1949)  
Oceus, Shawn (2017-19)  
Ojouboh, Nkem (2008-10)  
Olin, Hilding (1930)  
Oliynyk, Gene (2003)  
O'Neil, Frank (1939-40)  
O'Neill, Vernon (1929)  
Onoprienka, Francis (1934)  
Oppenheim, Arthur (1942)  
O'Rourke, George (1954-56)  
Osgood, Leo (1967-69)  
Ostrander, Henry (1960)  
Owen, Edward (1933-34)

**P**  
Pacelli, Alfred (1946)  
Pajonas, Alphonse (1940-42)  
Papageorge, Sirjohn (1966-67)  
Parker, Alton (1921)  
Parker, Donald (1948)  
Pasquale, Alfred (1952-53)  
Patterson, Laurence (1993, 95)  
Peck, Derrico (2013-14)  
Perreault, William (1944, 1948)  
Perry, Scott (1983\*)  
Peterson, Robert (1960)  
Piascik, Stanley (1931-32)  
Pierson, Ryan (2011-12)  
Pike, Robert (1973)  
Pinckney, Shae (2005)  
Phillips, James (1942-43, 1946)  
Phillips, Jerry (1963-65)  
Phillips, Robert (1981-83)  
Phillips, Thomas (1943)  
Picche, Raoul (1959)  
Placzek, Joseph (1927-29)  
Pollard, Demetrius (2012-14)  
Pollard, Jerry (1979-80)  
Polston, Karen (1976\*)  
Popoola, Dipo (2004-06)  
Porter, David (1976)  
Porter, Kareem (1994-95)  
Porter, Paul (1977)  
Poslushney, Stanley (1941)  
Powell, Jose (1994-96)  
Presper, Stewart (1930-32)  
Preston, John (1933)  
Pumphret, Joseph (1957-58)  
Pusica, Vasa (2018-19)

**Q**  
Quinlan, Edmund (1933-35)

**R**  
Radcliffe, Leroy (1928)  
Rae, Arthur (1926-27)  
Raffone, William (1924-27)  
Rainey, Michael (1999)  
Ramos, Steven (1974-77)  
Randall, Quilninius "Q" (2002)  
Ranney, Laurence (1928)  
Ranney, Perry (1927-28)  
Ransford, Arthur (1930)  
Rawley, Ralph (1941-42)  
Record, D.L. (1926)  
Renker, Charles (1924-27)  
Rice, Merton (1935-37)  
Riccio, Angelo (1922-23)  
Robbins, Bertrand (1921-22)  
Robbitts, William (1944)  
Roberts, Brenton (1926)  
Roberts, Rah-Shun (1995)  
Robinson, George (1989-91)  
Robinson, M.M. (1923)  
Robinson, Phil (1981-84)  
Robinson, Sylbrin (2002-04)  
Rodenhizer, Alvan (1947-50)  
Rogers, Stanley (1937-39)  
Rook, Gary (1969-71)  
Rook, Roger (1966-67)  
Root, Clarence (1944)  
Root, Burritt (1922-23)  
Rosary, William (1974-76)  
Rose, Gerald (1970)  
Rubin, Benjamin (1921-23, 25)  
Rubin, Jeffrey (1968-69)  
Rubin, Leonard (1972-74\*)  
Rucker, Chip (1978-81)  
Rue, Al (1996)  
Russo, Joseph (1962)  
Ryan, Francis (1962-64)  
Ryan, Frederick (1962-64)  
Ryan, Patrick (1974)  
Rymph, Leroy (1930-32)

**S**  
Salesman, Kirk (1997)  
Sanders, Raymond (1933)  
Savosik, William (1957-58)  
Scaffidi, Carlo (1947)  
Schechter, BJ (1991-94\*)  
Scherer, George (1951)  
Schlier, Homer (1929-32)  
Schoening, Robert (1978-80)  
Schwarz, Robert (1945-46)  
Schuman, F.C. (1923)  
Scott, Kenneth (1935)  
Scurto, Nicholas (1942-43)  
Sears, Ward (1960-62)  
Segall, Arthur (1933)  
Segal, Edward (1939)  
Seladog, George (1945)  
Serro, Anthony (2003\*)  
Shea, Kevin (1969-71)  
Sheehan, David (1976-77)  
Sheldon, Richard (1949-51)  
Shields, Elwood (1956-58)  
Shiff, Steven (1961)  
Siedel, Winslow (1932)  
Silverston, John (1937)  
Simms, Leslie (1925-28)  
Singletary, Damon (1993-96)  
Sitarz, Edward (1942)  
Shore, Richard (1944)  
Skeen, Eric (1985-88)  
Smialek, John J. (1944)  
Smith, Elmer (1939-41)  
Smith, Lewis (1938-40)  
Smith, Andrew (1935-37)  
Smith, Joel (2010-13)  
Smith, Matt (2006-09)  
Smith, Rod (1998)  
Sokoloski, David (1970\*)  
Solberg, Paul (1961-63)  
Sorin, Leonard (1965-66)  
Spates, Eugene (2007-09)  
Spencer, Reggie (2012-15)  
Spidell, Emery (1936-37)  
Stackhouse, Hebert (1945)  
Stahl, Zach (2013-16)

**T**  
Stankevich, Edward (1945-46)  
Stanton, William (1974-75)  
Steward, Alan (1965\*)  
Stewart, Richard (1957-59)  
Stone, Albert (1943)  
**Strong, Jason (2018-19)**  
Sullivan, Wallace (1940-42)  
Swett, Paul (1968-70)  
Sykes, Richard (1956-57)  
Sylvester, Joseph (1924-27)  
Symancyk, William (1928-31)

**T**  
Tansey, E.E. (1926)  
Terry, Cheneault (1988-89)  
Thackaberry, G.N. (1923)  
Thompkins, Howard (1977)  
Thompson, Herbert (1921-22)  
Thornton, Tarone (1989)  
Thorpe, Robert (1942)  
Tierney, Francis (1951-53)  
Tiffany, Herbert (1928-31)  
Tilden, George (1935-36)  
Tinker, Howard (1988)  
Topalian, Kenneth (1959)  
Toucey, Robert (1939-40)  
Trombly, Stephen (1965-67)  
Tsiakos, John (1951)  
Tully, William (1961-63)  
Tyack, Leroy (1924)

**U**  
Urquhart, James (1923-25, 27)


**V**  
Vaughan, Donald (1960)  
Venie, Charles (1949-50)  
Vierstra, William (1959-61)  
Voss, William (1966)

**W**  
Wakeford, John (1952-53)  
Walker, David (2013-16)  
Walker, Jamaar (2002-03)  
Walker, Robert (1938)  
Wallent, Michael (1966-68)  
Walsh, Francis (1945, 1947-49)  
Walsh, Paul (1974, 76)  
Ward, Robert (1954)  
Washburn, Russell (1943)  
Washington, Anthony (1992)  
Washington, Mark (2005-08)  
Watson, Sidney (1952)  
Watts, Frank (1943, 47-48)  
Watts, George (1946, 48)  
Wayler, Bennett (1945)  
Weitzman, Richard (1965-67)  
West, Harold (1921)  
West, Tim (1999-02)  
Wetzler, Joseph (1952-54)  
Whitney, C.A. (1933-34)  
Wilber, Karl (1926)  
Williams, John (1985-88)  
Williams, T.J. (2014-17)  
Wills, Marcus (1996)  
Wilson, Jack (1936-37)  
Wilson, Javorie (2003-04)  
Wilson, Michael (1980)  
Winbourne, George (1949)  
Wojtysiak, Robert (1965)  
Worobel, John (1936)  
Wright, Cornelius (2002-04)  
Wright, Gordon (1936, 38)  
Wright, Marquis (1999-00)  
Wright, Moses (1921)

**Y**  
Youmans, D'wan (2004)  
Young, Danny (2012-15\*)  
Young, Steven (1971-73)  
Young, William (1958)  
Yuille, George (1989-90)

**Z**  
Zak, Leroy (1924-25)  
Zapustas, Joseph (1964)  
Ziembra, Russell (1980-81, 83-84)


\*Indicates manager




**Paul McDonough**  
Lettered 1970-72



**Sylbrin Robinson**  
Lettered 2002-04



**Paul Swett**  
Lettered 1968-70




**John Williams**  
Lettered 1985-88



## NORTHEASTERN BY THE NUMBER




**#3 Jimmy Marshall**




**#5 JJ Barea**



**#14 Jon Lee**



**#3 Jimmy Marshall**



**#30 Dave Letaio**

**#00**  
**Jason Strong (19-pres.)**

**#0**  
Derrick Cook (18-pres.)  
Alex Murphy (17)

**#1**  
**Vito Cubrilo (20-pres.)**  
Shawn Oceus (17-19)  
Chris Avenant (10-14)  
Erik Etherly (09)  
Dipo Popoola (04-07)  
Jermaine Hancock (02)  
Rubens Amedee (01)  
John Alexander (00)

**#2**  
**Tyson Walker (20-pres.)**  
Bolden Brace (17-18)  
Demetrius Pollard (12-14)  
Chris Alvarez (07-09)  
D'wan Youmans (04)

**#3**  
Jason Strong (18)  
Jimmy Marshall (14-17)  
Chaisson Allen (08-11)  
Jason Heard (06)  
Marcus Barnes (03-05)  
Lunzaya Nlandu (02)  
Cleophus Morris (01)  
Cortez Bond (99-00)  
Rod Smith (98)  
Rah-Shun Roberts (95-97)  
Andre LaFleur (85-87)  
Andre Crump (83)  
Jeffery Gordon (80-81)  
Jerry Pollard (79)

**#4**  
Vasa Pusica (18-19)  
David Walker (13-16)  
Chris Cyprian (06)  
Javorie Wilson (03-04)  
Tim West (98-02)  
Al Rue (96)  
Terence Alexander (89-90)  
Howard Tinker (88)  
Hubert Holtzclaw (85-87)  
Perry Moss (79-82)  
John Clark (73-76)  
Mark Jellison (71)  
Paul Swett (68-70)  
Richard Weitzman (65-67)  
John Malvey (62-64)

**#5**  
Jose Juan Barea (03-06)  
Jean Bain (98-02)  
Terry Clark (97)  
Arturo Clemente (95)  
Halim Abdullah (94)  
Rodney Jackson (87)  
Melvin Bartee (86)  
John Ndukwu (85, 88-89)  
Glen Miller (83-84)  
Brian Hickey (82)  
Bill Loughane (77-80)  
Paul Walsh (74-76)  
Kevin Lecy (71-72)  
Gerald Rose (70)  
Jeffery Rubin (68-69)  
James McNaught (65-67)  
Gary Kemp (64)

**#10**  
**Greg Eboigbodin (20-pres.)**  
T.J. Williams (14-17)  
Kauri Black (10-12)  
Johan Gunterberg (08)  
Jerome Kirkland (05)  
Scott Martin (96-98)  
Omar Lee (92-93)  
John Williams (85-88)  
Walter Bryant (82-84)  
Russell Ziemba (80-81)  
Douglas Clark (76-79)  
James Connors (73-75)  
James Moxley (70-72)  
John Modest (67-69)  
Leonard Sorin (65-66)  
Henry Dugan (64)

**#11**  
Jeremy Miller (16-19)  
Marco Banegas-Flores (12-14)  
Vinny Lima (09-11)  
Adrian Martinez (03-07)  
Arturo Clemente (96)  
Jim Murphy (94)  
Eric Spokas (92-93)  
Dwight Edwards (88-89)  
Ken Giavara (87)  
Enndy Basquiat (84-86)

**#12**  
**Jordan Roland (19-pres.)**  
Quincy Ford (12-16)  
Vinny Lima (09-11)  
Aaron Davis (02-06)  
Harold Miller (96-99)  
Anthony Brown (92-94)  
Dexter Jenkins (88-91)

**#13**  
**Myles Franklin (18-pres.)**  
Lonnie Harrell (95-96)

**#14**  
**Maxime Boursiquot (17-pres.)**  
Jonathan Lee (10-13)  
Bennet Davis (04-07)  
Toby Brittain (00,02)  
Lin Lattimore (96-99)  
Dan Callahan (91-94)

**#15**  
Caleb Donnelly (14-16)  
Devin Figueroa (12)  
Alex Harris (11)  
Brian McDonald (08-10)  
Jeff Farmer (05-06)  
Derrell Keys (03)  
Kareen Harris (98-00)  
Chris Gordon (97)  
Clyde Fraser (92-96)

**#20**  
**Bolden Brace (17-pres.)**  
Devon Begley (15-18)  
Joel Smith (10-13)  
Matt Smith (06-09)  
Jamaar Walker (02-03)  
Michael Rainey (99)  
Tyrone Mack (97-98)  
Damon Singletary (92-96)  
Anthony McBride (90-91)  
Derrick Lewis (87-89)  
Andre LaFleur (84)  
Enndy Basquiat (83)  
Peter Harris (78-81)  
James Mercer (77)  
Patrick Ryan (74)  
Ed Griffin (73)  
Gary Rook (70-71)  
Jack Maheras (69)  
Arthur Christopher (68, 65-66)  
Glen Field (67)  
Thomas Martin (64)

**#21**  
**Guilien Smith (20-pres.)**  
Sajon Ford (15-16)  
Dinko Marshavelski (10-13)  
Shawn James (05-06)  
Adam Drain (04)  
Vadim Denishenko (03)  
Marcus Wills (96)  
Larry Merritt (92)  
Ron Lacey (89-91)  
Bill Martin (88)  
Wes Fuller (84-87)  
Jarrett King (82-83)  
Ronald Jenkins (80)  
Jeffrey Dillon (77-78)  
William Rosary (74-76)  
Mark Jellison (72-73)  
Joseph Del Gardo (71)  
Stanley Fiumara (68-70)  
Robert Rook (66-67)  
John Kelly (64-65)

**#22**  
**Quirin Emanga (20-pres.)**  
Donnell Gresham Jr. (16-19)  
C.J. Hill (14-15)  
Alwayne Bigby (10-11)  
Bobby Kelly (04-07)  
Charles "Ricky" Cranford (01-02)  
Terry Kringe (97-00)  
Jose Powell (94-96)  
Von Battle (91-92)  
George Yuille (89-90)  
Eric Skeen (85-88)  
Phil Robinson (81-84)  
Jerry Pollard (80)  
Warren Davis (78-79)  
Tim Collins (75-77)  
Edward Minishak (72-74)  
Kevin Shea (69-71)  
Harry Barnes (66-68)  
Joe Zapustas (64-65)

**#23**  
Matt Janning (07-10)  
Antonio Johnson (02)  
Jean Francois (01)  
Marquis Wright (99-00)  
Joe Hicks (98)  
Sylvester McIntosh (96-97)  
Scott Martin (94-95)  
Lamont Hough (90-93)  
Larry Greer (88-89)  
Ernie McDonald (87)  
Steven Evans (82-85)  
Andrew Lehman (78-81)  
Paul Porter (77)  
Dana Carmichael (75)  
John Barros (73-74)  
Paul McDonough (70-72)  
Gary Rook (69)  
David Laudati (66-68)  
Jerry Phillips (64-65)

**#24**  
**Shaquille Walters (19-pres.)**  
Derrico Peck (13-14)  
Mathiang Muo (10)  
Eugene Spates (07-09)  
Chris Coffey (05)  
Leroy Hodge (88-91)  
Sheldon Henriquez (86-87)  
Ernie McDonald (85)  
Roland Braswell (81-84)  
Michael Wilson (80)  
Herb Caesar (77-79)  
Michael Hazard (76)  
Edward Griffin (74-75)  
Joseph DelGardo (72-73)  
John Maheras (70-71)  
Glen Field (68-69)  
Sirjohn Papageorge (66-67)  
Stephen Trombly (65)  
Fred Ryan (64)

**#25**  
Alex Bates (11-12)  
Baptiste Bataille (07-10)  
Scott Devine (93)  
Joe Carey (91-92, 94)  
Marvin Gantt (89-90)  
Patrick deBeaumont (86-87)  
Lonnie Carr (85)  
Todd Grain (84)  
Hubert Holtzclaw (83)  
Eric Jefferson (79-82)  
Howard Thompkins (77-78)  
David Porter (76)  
Joseph Cormier (75)  
Dana Skinner (74)  
Robert Pike (73)  
Smokey Whitman (72)  
Stuart LaFramboise (70-71)  
Leo Osgood (67-69)  
Nick Constantino (66)  
John Brenner (64-65)

**#30**  
Anthony Green (16-19)  
Ryan Pierson (11-12)  
Cornellius Wright (02-04)  
Marcus Blossom (98-01)  
John McGraw (96-97)  
Ben Harlee (91-95)  
Cheneault Terry (89)  
Gerald Corcoran (83-87)  
David Leitao (79-82)  
Dennis Grube (78)  
Steven Ramos (74-77)  
Bill Stanton (73)  
John Barros (72)  
John Niven (69-71)  
Michael Wallent (66-68)  
James Bowman (64-65)





## NORTHEASTERN BY THE NUMBER



#32 Manny Adako



#34 Kwesi Abakah



#43 Scott Eatherton

## #31

Allen Aragbaye (08-09)  
 Quilninius "Q" Randall (02)  
 Changa Adams (97-99)  
 Laurence Patterson (94-95)  
 Eric Spokas (91) \*2 players with  
 the same # jersey in 91  
 George Robinson (89-91)  
 John Ndukwu (87)  
 Quinton Dale (84-85)  
 Charles Heineck (81-83)  
 Dave Caligaris (75-78)  
 Keith Motley (74)  
 Steven Young (71-73)  
 Jeffery Gallahue (70)  
 John Driscoll (69)  
 Fran Macaulay (68)  
 Michael Jarvis (65-67)  
 James Coyman (64)

## #32

**Connor Braun (20-pres.)**

Alwayne Bigby (11-12)  
 Manny Adako (07-10)  
 Jesse Dunn (02-04)  
 Dwayne Barnes (00-01)  
 Kareem Porter (94-95)  
 Charles Moore (92-93)  
 Steve Carney (88-91)  
 Kevin Lee (84-87)  
 Robert Phillips (81-83)  
 Robert Schoening (78-80)  
 Charles Hughes (75-77)  
 John Boutin (72-74)  
 William Moore (69-71)  
 Richard Lunn (68)  
 Ronald Lajoie (67)  
 Steve Trombly (66)  
 Norman Hoffman (64-65)

## #33

**Tomas Murphy (18-pres.)**

Zach Stahl (13-16)  
 Ben Felix (08-11)  
 Janon Cole (05-06)  
 Sylbrin Robinson (02-04)  
 Changa Adams (00)  
 Mahad Ali (98)  
 Mario Cox (96)  
 Barry Abercombe (88-90)  
 Erine Hall (86-87)  
 Mark Halsel (81-84)  
 Don Beale (79)  
 John Hennessy (77-78)  
 Alfred Deubel (74-76)  
 Richard Brault (71-73)  
 Francis Blais (68-70)  
 Dean Adams (65-67)  
 Fran Ryan (64)

## #34

Kwesi Abakah (14-16)  
 Kashief Edwards (12)  
 Dave Ilnicki (02)  
 Tyrone Hammick (99-01)  
 Lamont Clark (97-98)  
 Alphonso Barney (92-94)  
 Maurice Brighthaupt (90-91)  
 Tarone Thornton (89)  
 Kevin McDuffie (86-88)  
 Russ Ziemba (83-84)  
 Charles Heineck (80)  
 Scott Edwards (79)  
 David Sheehan (76-78)  
 William Stanton (74-75)  
 John Haviland (72-73)  
 Peter Flynn (70-71)  
 Carleton Chandler (67-69)  
 William Voss (66)  
 Robert Farrar (64-65)

## #35

(Reggie Lewis (84-87)) Retired  
 Mitch Robinson (82)  
 Chip Rucker (78-81)  
 Keith Motley (75-77)  
 Samuel Jordan (72-74)  
 Joseph Lawler (70-71)  
 Dick Hassinger (69)  
 Kurt Lewis (69)  
 Nicholas Constantino (66-68)  
 Gerald Knight (64-66)

## #40

Eric Eversley (02)  
 George Aygar (00-01)  
 Anthony Washington (92)  
 Marcellus Anderson (89-91)

## #41

Shae Pinckney (05)  
 Adam Drain (03)

## #42

Lateef Melvin (03-04)  
 Meshak Burke-Bennett (02)  
 Alaster Spiers (99)  
 Kirk Salesman (97)  
 Edwin Harmon (94-96)  
 Alphonso Barney (90-91)  
 Maurice Brighthaupt (89)

## #43

Scott Eatherton (13-15)

## #44

Reggie Spencer (12-15)  
 Chris Brickley (06)  
 John Green (98-99)  
 Steve Matthews (97)  
 Prentis Baker (96)  
 Greg Saxton (95)  
 Deo Djossou (92-94)

## #45

Jesse Dunn (01)

## #50

Mark Washington (05-08)

## #52

Gene Oliynyk (03-04)


## #54

Nkem Ojougbah (07-10)

*Uniform Numbers are from  
 1963-64 roster until present.  
 Any additions can be sent to  
 e.devine@northeastern.edu*

*Year indicates the year number  
 was worn. (For instance, "79"  
 would be for 1978-79 season.)*





**HOVR  
LIFTS  
YOU  
UP**



**HOVR  
HAVOC**

**SHOP UA.COM**





## COLONIAL ATHLETIC ASSOCIATION



The Colonial Athletic Association has established itself as one of the nation's top collegiate conferences both athletically and academically for more than 30 years.

The CAA encompasses many of the nation's largest metropolitan areas with a geographic footprint that stretches from Boston to Charleston, S.C. The conference has produced 18 national team champions in five different sports, 33 individual national champions, 14 national players of the year, 14 national coaches of the year and 13 Honda Award winners. Just as impressive, however, are the honors accumulated away from competition, which include five Rhodes Scholars and 25 NCAA post-graduate scholars. In 2018-19, more than 2,400 of the league's student-athletes received the Commissioner's Academic Award after posting at least a 3.0 grade point average while lettering in a varsity sport. The conference had a league-record 47 teams in 17 different sports receive NCAA Public Recognition Awards based on the latest Academic Progress Report released in 2019.

The landscape of the conference stretches along the majority of the East Coast, and includes several of the nation's top media markets – New York (1), Philadelphia (4), Boston (7), Washington, D.C. (8) and Baltimore (27). The number of television homes in the CAA market exceeds 19 million.

The CAA conducts championships in 22 sports. Male athletes compete for championships in baseball, basketball, cross country, football, golf, lacrosse, soccer, swimming & diving, tennis and track & field. Female athletes battle for conference titles in basketball, cross country, field hockey, golf, lacrosse, rowing, soccer, softball, swimming & diving, tennis, track & field and volleyball. In 2018-19, 20 teams earned NCAA Tournament berths and 38 student-athletes received All-America honors in 11 different sports.

CAA schools have captured three national championships in the past three years. James Madison won the 2018 NCAA Women's Lacrosse Championship with a thrilling 16-15 victory over Boston College. In 2016, Delaware claimed its first NCAA Field Hockey Championship with a 3-2 win over North Carolina and James Madison defeated Youngstown State to take home the NCAA Division I Football Championship.

The conference has made its presence known nationally in men's basketball. CAA teams have combined to win 43 games in postseason play since 2006, including a pair of NCAA Final Four appearances. Northeastern captured its second CAA title in five years last season.

In women's basketball, Towson won the CAA championship for the first time in 2019 while James Madison made its 14th consecutive postseason appearance and Drexel earned a postseason berth for the 10th time in 11 years. CAA teams have recorded 33 victories in postseason play over the past seven years.

The CAA also excels in many other sports. The conference has sent multiple teams to the NCAA Men's Soccer Championship in eight of the past nine years with JMU advancing to the quarterfinals in 2018. Hofstra reached the second round of the NCAA Women's Soccer Championship in 2018 after claiming its second straight league title. In softball, JMU knocked off host Michigan to win the Ann Arbor Regional in 2019 and advanced to the Super Regionals for the second time in four years. UNCW won its sixth CAA baseball title in 2019 and played in the NCAA Regionals for the 10th time. William & Mary's men's cross country team extended its record streak of CAA championships to 19 last season. Towson reached the men's lacrosse Final Four in 2017. Northeastern long jumper Kyle Darrow earned first-team All-America accolades in track and field in 2018. Two CAA men's golfers – CofC's Will Rainey and JMU's Ryan Cole – advanced to the NCAA Men's Golf Championship in 2016 and C of C's Laura

Fuenfstueck reached the NCAA Women's Golf Championship in 2017. Towson's Jack Saunderson placed 7th in the 200 butterfly and 15th in the 100 butterfly at the 2019 NCAA Swimming Championship to earn All-America accolades. For the first time in league history, two CAA volleyball teams – Charleston and James Madison – earned berths in the NCAA Volleyball Championship in 2017.

CAA member institutions are committed to excellence in the classroom. The Colonial Academic Alliance was created in 2002 by the league's presidents with a goal of expanding their partnership to all aspects of university education and life outside of intercollegiate athletics. The Alliance has facilitated leadership exchanges to promote professional development, developed an academic resource sharing program to support student athletes, and created opportunities for institutions to partner on a wide range of initiatives that enhance student success.

On July 1, 2016, Joseph D'Antonio began his tenure as only the second Commissioner in the history of the CAA. He replaced Thomas E. Yeager, who guided the CAA from its inception in 1985.

The conference traces its roots back to 1983 when two of its current members - James Madison University and the College of William and Mary - were aligned with East Carolina University, George Mason University, the United States Naval Academy and the University of Richmond as a basketball league (ECAC South). During the next two years, the league added 11 sports, acquired two new members (the University of North Carolina at Wilmington and American University) and decided to form a new conference. The transformation from ECAC South to CAA took place on June 6, 1985.

Old Dominion University joined the CAA in 1991 and was followed by Virginia Commonwealth University in 1995. The conference added the University of Delaware, Drexel University, Hofstra University and Towson University in 2001. Georgia State University and Northeastern University became members of the conference in 2005. College of Charleston began its first year as a CAA member in 2013 and Elon University joined the conference on July 1, 2014.

**CAA Membership History****Current Membership**

College of Charleston (2013-present)  
University of Delaware (2001-present)  
Drexel University (2001-present)  
Elon University (2014-present)  
Hofstra University (2001-present)  
James Madison University (1983-present)  
University of North Carolina-Wilmington (1985-present)  
Northeastern University (2005-present)  
Towson University (2001-present)  
College of William and Mary (1983-present)

**Past Members**

American University (1985-2001)  
East Carolina University (1983-2001)  
George Mason University (1983-2013)  
Georgia State University (2005-2013)  
United States Naval Academy (1983-1991)  
Old Dominion University (1991-2013)  
University of Richmond (1983-2001)  
Virginia Commonwealth University (1995-2012)




## TV / RADIO SPOT CHART



00

**JASON STRONG**

RSO. F 6-8 217  
Coconut Creek, Fla.  
Westminster Acad.



1

**VITO ĆUBRILLO**

Fr. G 6-4 194  
Zagreb, Croatia  
Sports Gym Zagreb



2

**TYSON WALKER**

Fr. G 6-0 162  
Westbury, N.Y.  
Christ The King/New Hampton School



10

**GREG EBOIGBODIN**

RSO. F 6-9 225  
Benin City, Nigeria  
Univ. of Detroit Jesuit./Illinois



12

**JORDAN ROLAND**

RSr. G 6-1 171  
Syracuse, N.Y.  
Westhill/George Washington



13

**MYLES FRANKLIN**

Jr. G 6-4 170  
Brea, Calif.  
Villa Park



14

**Maxime BOURSIQUOT**

RJr. G/F 6-5 211  
Ottawa, Ontario  
Immaculata/Kent School



20

**BOLDEN BRACE**

Sr. G 6-6 227  
Santa Barbara, Calif.  
Santa Barbara



21

**GUILLEN SMITH**

GS G 6-1 200  
Boston, Mass.  
Catholic Memorial/Dartmouth



22

**QUIRIN EMANGA**

Fr. G 6-5 215  
Marbach am Neckar, Germany  
Otto-Hahn Gym Ludwigsburg



24

**SHAQUILLE WALTERS**

RSO. G/F 6-6 190  
London, England  
Lee Acad./Santa Clara



32

**CONNOR BRAUN**

Fr. F 6-9 200  
Tempe, Ariz.  
Valley Christian



33

**TOMAS MURPHY**

Jr. F 6-8 220  
Wakefield, R.I.  
Northfield Mount Hermon



HC

**BILL COEN**

Head Coach  
13th Season



# NORTHEASTERN MEN'S BASKETBALL 2019-20 SCHEDULE

DAY	DATE	OPPONENT	LOCATION	TIME
TUESDAY	NOV. 5	AT BOSTON UNIVERSITY	BOSTON, MASS.	7 PM
<b>FRIDAY</b>	<b>NOV. 8</b>	<b>HARVARD</b>	<b>MATTHEWS ARENA</b>	<b>8 PM</b>
TUESDAY	NOV. 12	AT MASSACHUSETTS	AMHERST, MASS.	7 PM
<b>SATURDAY</b>	<b>NOV. 16</b>	<b>OLD DOMINION</b>	<b>MATTHEWS ARENA</b>	<b>1 PM</b>
TUESDAY	NOV. 19	AT HOLY CROSS	WORCESTER, MASS.	7 PM
MONDAY	NOV. 25	VS. SOUTH ALABAMA #	FORT MYERS, FLA.	11 AM
TUESDAY	NOV. 26	VS. DRAKE / MIAMI (OH) #	FORT MYERS, FLA.	TBD
WEDNESDAY	NOV. 27	VS. TBD #	FORT MYERS, FLA.	TBD
<b>WEDNESDAY</b>	<b>DEC. 4</b>	<b>MAINE</b>	<b>MATTHEWS ARENA</b>	<b>7 PM</b>
<b>SATURDAY</b>	<b>DEC. 7</b>	<b>DAVIDSON</b>	<b>MATTHEWS ARENA</b>	<b>4 PM</b>
TUESDAY	DEC. 17	AT EASTERN MICHIGAN	YPSILANTI, MICH.	7 PM
THURSDAY	DEC. 19	AT DETROIT MERCY	DETROIT, MICH.	7 PM
SATURDAY	DEC. 28	AT TOWSON *	TOWSON, MD.	2 PM
MONDAY	DEC. 30	AT JAMES MADISON *	HARRISONBURG, VA.	7 PM
<b>THURSDAY</b>	<b>JAN. 2</b>	<b>ELON *</b>	<b>MATTHEWS ARENA</b>	<b>7 PM</b>
<b>SATURDAY</b>	<b>JAN. 4</b>	<b>WILLIAM &amp; MARY *</b>	<b>MATTHEWS ARENA</b>	<b>4 PM</b>
<b>THURSDAY</b>	<b>JAN. 9</b>	<b>HOFSTRA *</b>	<b>MATTHEWS ARENA</b>	<b>8 PM</b>
THURSDAY	JAN. 16	AT COLLEGE OF CHARLESTON *	CHARLESTON, S.C.	7 PM
SATURDAY	JAN. 18	AT UNCW *	WILMINGTON, N.C.	7 PM
<b>THURSDAY</b>	<b>JAN. 23</b>	<b>DREXEL *</b>	<b>MATTHEWS ARENA</b>	<b>7 PM</b>
<b>SATURDAY</b>	<b>JAN. 25</b>	<b>DELAWARE *</b>	<b>MATTHEWS ARENA</b>	<b>12 PM</b>
THURSDAY	JAN. 30	AT WILLIAM & MARY *	WILLIAMSBURG, VA.	7 PM
SATURDAY	FEB. 1	AT ELON *	ELON, N.C.	4 PM
SATURDAY	FEB. 8	AT HOFSTRA *	HEMPSTEAD, N.Y.	4 PM
<b>THURSDAY</b>	<b>FEB. 13</b>	<b>UNCW *</b>	<b>MATTHEWS ARENA</b>	<b>7 PM</b>
<b>SATURDAY</b>	<b>FEB. 15</b>	<b>COLLEGE OF CHARLESTON *</b>	<b>MATTHEWS ARENA</b>	<b>12 PM</b>
THURSDAY	FEB. 20	AT DELAWARE *	NEWARK, DEL.	7 PM
SATURDAY	FEB. 22	AT DREXEL *	PHILADELPHIA, PA.	2 PM
<b>THURSDAY</b>	<b>FEB. 27</b>	<b>JAMES MADISON *</b>	<b>MATTHEWS ARENA</b>	<b>8 PM</b>
<b>SUNDAY</b>	<b>MARCH 1</b>	<b>TOWSON *</b>	<b>MATTHEWS ARENA</b>	<b>4 PM</b>

HOME GAMES IN **BOLD** | \* CAA GAME | # GULF COAST SHOWCASE

