



2010-11 HUSKIES SCHEDULE/RESULTS

Overall record: 9-17
CAA record: 5-10
Current streak: Lost 1

Home record: 5-5
Away record: 2-9
Neutral record: 2-3

NOVEMBER (2-2, 0-0 CAA)

Fri. 12 BOSTON UNIVERSITY W, 66-64
 Tue. 16 at Southern Illinois W, 62-63 (OT)
 Sat. 20 SIENA L, 63-84
 Sat. 27 at Utah State L, 54-56

DECEMBER (2-6, 0-1 CAA)

Wed. 1 at Providence L, 72-77
Boston Tip-Off Classic (at TD Garden)
 Sat. 4 DREXEL* L, 58-63
 Wed. 8 RHODE ISLAND L, 67-79
Cancun Governor's Cup (at Cancun, Mexico)
 Wed. 22 vs. St. Louis L, 49-71
 Thu. 23 vs. East Tennessee State W, 77-67
 Fri. 24 vs. Texas State W, 86-78

UCF Holiday Classic (at Orlando, Fla.)

Wed. 29 vs. Princeton L, 63-65
 Thu. 30 vs. Furman L, 62-75

JANUARY (3-7, 3-7 CAA)

Mon. 3 at James Madison* L, 69-75
 Wed. 5 at Old Dominion* L, 34-49
 Sat. 8 HOFSTRA* L, 67-76
 Wed. 12 GEORGE MASON* L, 60-86
 Sat. 15 at VCU* L, 64-73
 Wed. 19 at Delaware* L, 52-54
 Sat. 22 at Drexel* L, 58-72
 Mon. 24 WILLIAM & MARY* W, 70-67
 Wed. 26 at UNC Wilmington* W, 70-66
 Sat. 29 GEORGIA STATE* W, 70-65

FEBRUARY (2-2, 2-2 CAA)

Wed. 2 VCU* W, 91-80
 Sat. 5 at Hofstra* L, 75-78
 Wed. 9 TOWSON* W, 82-78
 Sat. 12 at Georgia State* L, 71-74 (OT)
 Tue. 15 DELAWARE* 7 p.m.
 Sat. 19 at UNC Asheville 2 p.m.
 Thu. 24 at George Mason* CSNN 7 p.m.
 Sat. 26 UNC WILMINGTON* 1 p.m.

MARCH (0-0, 0-0 CAA)

Fri. 4-Mon. 7 CAA Tournament at Richmond, Va.

* CAA game all times Eastern

Upcoming games in the CAA . . .

Tuesday, February 15:
 Delaware at Northeastern* 7 p.m.
 Drexel at UNC Wilmington* 7 p.m.
 George Mason at VCU* 7 p.m.
 Georgia State at Old Dominion* 7 p.m.
 James Madison at Towson* 7 p.m.
 William & Mary at Hofstra* 7 p.m.

Friday, February 18:
 VCU at Wichita State 7 p.m.
 Kent State at Drexel 9 p.m.

Saturday, February 19:
 Hofstra at Wright State 11 a.m.
 Miami (Ohio) at James Madison noon
 Northeastern at UNC Asheville 2 p.m.
 Georgia State at Louisiana Tech 3 p.m.
 Delaware at Rider 4 p.m.
 George Mason at UNI 7 p.m.
 Charleston Southern at UNC Wilmington 7 p.m.
 Loyola (Md.) at Towson 7 p.m.
 Radford at William & Mary 7 p.m.

February 15, 2011 | 7 p.m. | Matthews Arena | Boston, Mass. | Game 27 | Live stats: GoNU.tv | Watch live: GoNU.tv



Northeastern HUSKIES

9-17 • 5-10 (CAA)

AP: --
 Coaches: --

Last 10 vs. UD:
 NU leads, 9-1

Last NU win:
 Feb. 2, 2010 (67-51)

Last UD win:
 Jan. 19, 2011 (54-52)

Series Record vs. UD:
 UD leads, 19-17

First game vs. UD:
 Dec. 29, 1977 (UD, 89-85)

Last game vs. UD:
 Jan. 19, 2011 (UD, 54-52)

Current streak vs. UD:
 Lost 1

Coen vs. UD:
 9-1

Ross vs. NU:
 1-9

Delaware FIGHTIN' BLUE HENS

11-14 • 6-9 (CAA)

AP: --
 Coaches: --



On the air: GoNU.tv w/ Dan Groob and Patrick McHugh | WRBB 104.9 FM w/ Andy Towne and Brandon Challener

NORTHEASTERN VS. DELAWARE

The Huskies will be looking for their fifth straight win at Matthews Arena on Tuesday night as Delaware visits for a CAA matchup. Northeastern will be trying to salvage a split of the regular-season series with the Fightin' Blue Hens after the Huskies lost, 54-52, in the first matchup last month in Newark, Del. That was the first time Delaware beat Northeastern since the Huskies joined the CAA in 2006. The Fightin' Blue Hens last swept the season series with the Huskies in 2000-01, Delaware's final season in the America East Conference. Delaware leads the all-time series, 19-17, in a rivalry that dates back to 1977.

LAST TIME OUT

Brandon McGee notched 31 points and 13 rebounds off the bench to lead Georgia State to a 74-71 come-from-behind overtime win over Northeastern on Saturday in Atlanta. The Huskies led by as many as 17 points in the first half, but a late rally sent the game to overtime and the Panthers held a 12-9 edge in the extra session. Jonathan Lee led the Huskies with a career-high 24 points. Lee hit 8-of-11 shots from the field and was 7-for-8 from the free throw line. He was joined in double figures by Chaiison Allen, who tallied 15 points, seven rebounds and four steals. Joel Smith and Dinko Marshavelski each added 10 points and Smith matched his career high with five assists. Josh Micheaux also hit double figures for the Panthers, posting 13 points and four assists.

SCOUTING THE FIGHTIN' BLUE HENS

Delaware is looking to snap a five-game losing streak after falling to Hofstra, 61-58, on Saturday in Newark, Del. The Fightin' Blue Hens sit one game ahead of Northeastern in the CAA standings. Senior guard Jawan Carter paces the Delaware offense with 14.6 points per game and is joined in double figures by the CAA's leading freshman scorer, Devon Saddler (12.4 ppg), who is averaging 20.8 ppg over the last four games after dropping 25 on the Pride. Saddler is the reigning CAA Rookie of the Week. Carter is also the CAA's leader in three-pointers, averaging 2.6 beyond-the-arc buckets per game. Sophomore forward Jamelle Hagins is the CAA's top shot-blocker, swatting 3.1 shots per game. Head coach Monte Ross is in his fifth season at Delaware, where he has gone 50-100 (.333).

LAST GAME VS. DELAWARE

A last-minute dunk from Jamelle Hagins lifted Delaware to a 54-52 win over Northeastern on Jan. 19 in Newark, Del. After Delaware built a five-point lead in the first half, the Huskies came back with a 12-0 run spanning halftime and built a 12-point lead in the second, but the Fightin' Blue Hens came back with a late rally to claim the win. Joel Smith led the Huskies with 18 points. Chaiison Allen tallied a double-double with 12 points and 10 rebounds as well as five assists, while Ryan Pierson added 10 points. Jawan Carter led the Fightin' Blue Hens with 11 points and seven rebounds, while Hagins blocked eight shots.

| NU Probable Starters | G | # | Player | ppg | rpg | apg |
|----------------------|---|----|--|------|-----|-----|
| | | | | 16.5 | 5.8 | 3.6 |
| | | | Chaiison Allen | 16.5 | 5.8 | 3.6 |
| | | | <i>Preseason CAA All-Conference first team</i> | | | |
| | G | 14 | Jonathan Lee | 11.3 | 3.4 | 2.7 |
| | | | <i>Scored career-high 24 points on Saturday at Georgia St.</i> | | | |
| | G | 20 | Joel Smith | 12.2 | 3.1 | 2.3 |
| | | | <i>Has scored in double figures in 11 straight games</i> | | | |
| | F | 10 | Kauri Black | 5.7 | 3.8 | 1.7 |
| | | | <i>Started last 14 straight games</i> | | | |
| | F | 30 | Ryan Pierson | 7.8 | 3.7 | 0.7 |
| | | | <i>Freshman is only Husky to start every game this season</i> | | | |

| NU vs. UD Career | Player | GP | Pts | Avg | Reb | Avg | Ast | Avg |
|------------------|--------------|----|-----|------|-----|-----|-----|-----|
| | | 7 | 76 | 10.9 | 50 | 7.1 | 22 | 3.1 |
| | Allen | 7 | 76 | 10.9 | 50 | 7.1 | 22 | 3.1 |
| | Smith | 2 | 19 | 9.5 | 6 | 3.0 | 1 | 0.5 |
| | Pierson | 1 | 10 | 10.0 | 5 | 5.0 | 1 | 1.0 |
| | Harris | 1 | 8 | 8.0 | 2 | 2.0 | 0 | -- |
| | Bigby | 2 | 8 | 4.0 | 6 | 3.0 | 2 | 1.0 |
| | Black | 3 | 6 | 2.0 | 5 | 1.7 | 4 | 1.3 |
| | Marshavelski | 2 | 3 | 1.5 | 2 | 1.0 | 0 | -- |
| | Lima | 6 | 2 | 0.3 | 1 | 0.2 | 0 | -- |
| | Lee | 2 | 0 | -- | 7 | 3.5 | 2 | 1.0 |
| | Bates | 1 | 0 | -- | 1 | 1.0 | 0 | -- |
| | Felix | 3 | 0 | -- | 0 | -- | 0 | -- |

| NU LEADERS | Scoring | Chaiison Allen | 16.5 |
|------------|----------|--------------------|------|
| | Rebounds | Chaiison Allen | 5.8 |
| | Assists | Chaiison Allen | 3.6 |
| | Steals | Chaiison Allen | 2.0 |
| | Blocks | Dinko Marshavelski | 0.6 |
| | FG % | Dinko Marshavelski | .515 |
| | FT % | Jonathan Lee | .843 |
| | 3pt FG % | Jonathan Lee | .468 |

| UD LEADERS | Scoring | Jawan Carter | 14.6 |
|------------|----------|----------------|-------|
| | Rebounds | Jamelle Hagins | 7.2 |
| | Assists | Devon Saddler | 3.1 |
| | Steals | Jawan Carter | 0.9 |
| | Blocks | Jamelle Hagins | 3.1 |
| | FG % | Josh Brinkley | .483 |
| | FT % | Jawan Carter | .831 |
| | 3pt FG % | Kelvin McNeil | 1.000 |

GO FIGURE . . .

- 4** Straight games the Huskies have won at Matthews Arena, where the Huskies are 5-4 this season.
- 11** Straight games Joel Smith has scored in double figures, averaging 15.6 points per game in that stretch.
- 24** Points Jonathan Lee scored on Saturday at Georgia State to lead the Huskies and set a new career best.

COLLEGEINSIDER.COM MID-MAJOR POLL
AS OF FEBRUARY 14, 2011

| | <i>Record</i> | <i>Pts. (FPV)</i> | <i>LW</i> |
|---------------------------|---------------|-------------------|-----------|
| 1. St. Mary's | 22-4 | 773 (29) | 1 |
| 2. <i>George Mason</i> | 21-5 | 738 (1) | 3 |
| 3. Coastal Carolina | 24-2 | 683 (1) | 5 |
| 4. Missouri State | 20-6 | 652 | 7 |
| 5. Wichita State | 21-5 | 609 | 2 |
| 6. Belmont | 23-4 | 593 | 8 |
| 7. <i>Princeton</i> | 19-4 | 553 | 9 |
| 8. <i>Old Dominion</i> | 20-6 | 548 | 14 |
| 9. Cleveland State | 22-5 | 518 | 6 |
| 10. Gonzaga | 17-9 | 463 | 11 |
| 11. <i>VCU</i> | 20-7 | 449 | 4 |
| 12. Oakland | 18-9 | 434 | 12 |
| 13. Butler | 18-9 | 425 | 13 |
| 14. Harvard | 17-9 | 390 | 10 |
| 15. College of Charleston | 19-7 | 385 | 15 |
| 16. Montana | 18-7 | 303 | 17 |
| 17. Valparaiso | 19-7 | 217 | 19 |
| 18. Fairfield | 20-5 | 268 | 18 |
| 19. Vermont | 21-5 | 169 | 23 |
| 20. Long Island | 20-5 | 159 | 25 |
| 21. Portland | 18-8 | 121 | 16 |
| 22. Kent State | 17-7 | 118 | NR |
| 23. Murray State | 20-6 | 96 | NR |
| 24. <i>Drexel</i> | 17-8 | 90 | 22 |
| 25. Hampton | 19-5 | 47 | NR |

Others receiving votes: UNI 46, Long Beach State 44, Bucknell 40, Wright State 35, James Madison 23, Florida Atlantic 21, Hofstra 19, San Francisco 19, Liberty 8, East Tennessee State 7, Milwaukee 7, Furman 4, McNeese State 3, Rider 1, Texas Southern 1

Northeastern 2010-11 opponents in italics

CHAISSON HISTORY

Senior guard Chaiison Allen was named to the CAA Preseason All-Conference first team after earning a first-team nod on the All-CAA team at the end of last year. The Murfreesboro, Tenn., native has also been named to the CAA All-Defensive team each of the last two seasons. Allen ranks 10th among Northeastern's all-time leading scorers with 1,462 points and is 13 points away from tying Marcus Blossom '01 for ninth with 1,475 points. Allen also ranks fourth among NU's all-time assist leaders with 410 assists, 90 behind Bill Loughnane '80 for third place, and ranks third all-time with 218 steals, eight shy of Reggie Lewis '87 for second. Allen currently ranks among the top six in the CAA in scoring, assists and steals this season. He is third in career scoring and fourth in career rebounding among active CAA players.

20-20-20-20 VISION

Senior guard Chaiison Allen scored over 20 points for five straight games from Jan. 26-Feb. 9, marking the first time a Husky has done that since Feb. 11-25, 2006, when Jose Juan Barea reached 20 points in five straight games. Allen averaged 22.0 ppg in that stretch.

WE'RE GOING STREAKING

Sophomore guard Joel Smith has scored in double figures in the last 11 straight games and classmate Jonathan Lee and senior guard Chaiison Allen have each hit double figures in seven straight games. Sophomore Dinko Marshavelski has hit his last 10 straight free throws.

TOP DOG

Senior guard Chaiison Allen was named a CAA Co-Player of the Week on Jan. 31 after averaging 20.3 points, 7.7 rebounds and 4.7 assists in a week in which the Huskies won three straight games. Allen is the first Husky this season to win the conference's top weekly honor. He earned the award once last season as well. The Huskies captain scored 19 points against William & Mary on Jan. 24, 20 points at UNC Wilmington on Jan. 26 and 22 points against Georgia State on Jan. 29. Allen shot 47.5 percent from the floor on the week.

POINTS APLENTY

The Huskies scored the most points in almost five years in their 91-80 win over VCU on Feb. 2, marking the most points Northeastern has scored under Bill Coen. The last time the Huskies broke 90 points was in a 92-79 win over Rider on Feb. 18, 2006. The Huskies shot 58.1 percent from the floor and were 10-of-18 from three against VCU. The previous high water mark of the Coen era was an 86-78 win over Texas State on Dec. 24.

FOUR'S COMPANY

Spreading out the offense has been a key to success for the Huskies this season. In six of Northeastern's nine wins this season, the Huskies have had four players score in double figures. Senior guard Chaiison Allen has scored in double figures in every Northeastern win this season. The Huskies are 6-3 when four or more players score in double figures.

THREES ARE KEY

The Huskies have shot 44.6 percent from beyond the arc in wins, and are shooting just 35.3 percent from three-point land in losses. The Huskies are 8-7 when shooting over 35.3 percent from beyond the arc and 1-10 when shooting under 35.3 percent.

FREES ARE KEY

The Huskies are 8-5 when making 13 or more free throws in a game this season and just 1-12 when making 12 or fewer free throws.

ASSISTED LIVING

Sophomore guard Jonathan Lee dished a career-high eight assists against Hofstra on Feb. 5, the most assists by a Husky since Chaiison Allen had nine assists at Boston College on Dec. 22, 2007.

RUN TO 61

The Huskies are 0-7 this season when scoring 60 points or fewer and have lost their last nine games overall when scoring 60 or fewer. Northeastern's last win without hitting 60 points came on Feb. 27, 2010, in a 50-48 win at George Mason.

HUSKIES HISTORY IN THE POLL

| <i>Date</i> | <i>Rank</i> | <i>Date</i> | <i>Rank</i> |
|-------------|-------------|-------------|-------------|
| 11•01 | RV (13) | 01•03 | -- |
| 11•15 | RV (22) | 01•10 | -- |
| 11•22 | RV (5) | 01•17 | -- |
| 11•29 | -- | 01•24 | -- |
| 12•06 | -- | 01•31 | -- |
| 12•13 | -- | 02•07 | -- |
| 12•20 | -- | 02•14 | -- |
| 12•27 | -- | 02•21 | -- |

GRAND LARCENY

Senior guard Chaiison Allen and freshman guard Alex Harris both rank among the top 10 in the CAA in steals per game. As a team, the Huskies average 6.6 steals per game, highlighted by a 15-steal performance against Siena on Nov. 20 in which Harris made five steals. The 15 steals against Siena was the most by a CAA team this season. Allen followed up with six steals against Texas State on Dec. 24, which matches the most steals in a game by any CAA player this season. Allen averages 2.0 steals per game to rank second in the CAA and Harris averages 1.5 steals per game to rank sixth and lead all CAA freshmen.

CAN'T MISS KID

Sophomore Joel Smith shot a perfect 6-of-6 from the field and 5-of-5 from beyond the arc on Jan. 15 at VCU. It was only the third time in Northeastern history that a player was perfect from beyond the arc on at least five attempts and the first time since Terry Kringe went 5-for-5 on Nov. 27, 1998, against La Salle. John Williams set the Northeastern record with a 7-for-7 performance on Feb. 4, 1988, against Niagara. It was the first time that any Northeastern player was perfect from the field on at least six attempts since Manny Adako shot 6-of-6 on Jan. 20, 2010, at Towson.

RECORD LOWS

The Huskies were a part of the lowest-scoring game in CAA history when Old Dominion grinded out a 49-34 win on Jan. 5. The 83 combined points were one fewer than in a 43-41 win for East Carolina over James Madison on Jan. 8, 1983. It marked the lowest total points in a game Northeastern was involved in since a 36-34 win over Colgate on Feb. 8, 1982. The 34 points scored by Northeastern matched the CAA record for lowest points in a game set by UNC Wilmington on Jan. 8, 2007, against George Mason. It was the fewest points the Huskies had scored in a game since a 36-30 loss to Massachusetts on Dec. 10, 1949. Despite the loss, the Huskies allowed a season-low 49 points. Northeastern held opponents under 50 points five times last season, going 3-2 in those games.

STARTING STRONG

Sophomore Dinko Marshavelski scored 23 points in his first collegiate start on Jan. 3 at James Madison. Marshavelski is the fifth Northeastern player to make his first career start this season and the Huskies are averaging 11 points per game in their first collegiate starts. Freshman guard Alex Harris scored 14 points in his first start in a 77-67 win over East Tennessee State on Dec. 23 and sophomore forward Kauri Black netted 11 points when he started the season-opening 66-64 win over Boston University on Nov. 12.

| CAA STANDINGS | | | | | | |
|------------------------------------|------|------|------|---------------|-------|------|
| THROUGH GAMES OF FEBRUARY 14, 2011 | | | | | | |
| | | | | | | |
| ----- CAA ----- | | | | -- Overall -- | | |
| Team | Rec. | Pct. | Home | Away | Rec. | Pct. |
| 1. George Mason | 13-2 | .867 | 8-0 | 5-2 | 21-5 | .808 |
| 2. VCU | 12-3 | .800 | 6-1 | 6-2 | 20-7 | .741 |
| 3. Old Dominion | 11-4 | .733 | 6-1 | 5-3 | 20-6 | .769 |
| Hofstra | 11-4 | .733 | 5-2 | 6-2 | 17-9 | .654 |
| 5. Drexel | 9-6 | .600 | 6-2 | 3-4 | 17-8 | .680 |
| 6. James Madison | 8-7 | .533 | 5-3 | 3-4 | 18-9 | .667 |
| 7. UNC Wilmington | 6-9 | .400 | 4-3 | 2-6 | 12-14 | .462 |
| Delaware | 6-9 | .400 | 3-5 | 3-4 | 11-14 | .440 |
| Georgia State | 6-9 | .400 | 5-3 | 1-6 | 11-14 | .440 |
| 10. Northeastern | 5-10 | .333 | 4-3 | 1-7 | 9-17 | .346 |
| 11. William & Mary | 3-12 | .200 | 1-7 | 2-5 | 7-19 | .269 |
| 12. Towson | 0-15 | .000 | 0-7 | 0-8 | 4-21 | .160 |

| 2010-11 PRESEASON POLL | |
|------------------------|--|
| | |
| 1. Old Dominion | |
| 2. George Mason | |
| 3. VCU | |
| 4. James Madison | |
| 5. Hofstra | |
| 6. Drexel | |
| 7. Northeastern | |
| 8. William & Mary | |
| 9. Delaware | |
| 10. Towson | |
| 11. Georgia State | |
| 12. UNC Wilmington | |

| 2009-10 FINAL CAA STANDINGS | | | | | | |
|-----------------------------|------|------|------|---------------|-------|------|
| | | | | | | |
| ----- CAA ----- | | | | -- Overall -- | | |
| Team | Rec. | Pct. | Home | Away | Rec. | Pct. |
| 1. Old Dominion | 15-3 | .833 | 9-0 | 6-3 | 27-9 | .750 |
| 2. Northeastern | 14-4 | .778 | 7-2 | 7-2 | 20-13 | .606 |
| 3. William & Mary | 12-6 | .667 | 6-3 | 6-3 | 22-11 | .667 |
| George Mason | 12-6 | .667 | 7-2 | 5-4 | 17-15 | .531 |
| 5. VCU | 11-7 | .611 | 8-1 | 3-6 | 27-9 | .750 |
| Drexel | 11-7 | .611 | 7-2 | 4-5 | 16-16 | .500 |
| 7. Hofstra | 10-8 | .556 | 5-4 | 5-4 | 19-15 | .559 |
| 8. Towson | 6-12 | .333 | 3-6 | 3-6 | 10-21 | .323 |
| 9. Georgia State | 5-13 | .278 | 4-5 | 1-8 | 12-20 | .375 |
| UNC Wilmington | 5-13 | .278 | 2-7 | 3-6 | 9-22 | .290 |
| 11. James Madison | 4-14 | .222 | 4-5 | 0-9 | 13-20 | .394 |
| 12. Delaware | 3-15 | .167 | 3-6 | 0-9 | 7-24 | .226 |

HEAD • 2 • HEAD



| | | |
|------|--------------------|-------|
| 9-17 | RECORD | 11-14 |
| 66.1 | POINTS / GM | 61.7 |
| 70.5 | PTS ALLOWED / GM | 65.5 |
| 45.0 | FIELD GOAL % | 41.0 |
| 47.5 | FG % DEFENSE | 41.4 |
| 38.5 | 3PT FIELD GOAL % | 33.9 |
| 39.2 | 3PT FG % DEFENSE | 29.9 |
| 73.5 | FREE THROW % | 66.5 |
| 28.3 | REBOUNDS / GM | 33.9 |
| 14.0 | ASSISTS / GM | 10.7 |
| 12.3 | TURNOVERS / GM | 11.5 |
| 2.4 | BLOCKED SHOTS / GM | 4.3 |



NORTHEASTERN SITUATIONAL RECORDS

ALL-TIME NU RECORD: 1,084 - 1,005

| | 2009-10 | 2010-11 |
|--|---------|---------|
| All-Time CAA | 61-44 | |
| Overall | 20-13 | 9-17 |
| vs. CAA | 15-5 | 5-10 |
| vs. Non-conference | 5-8 | 4-7 |
| vs. America East..... | 0-1 | 1-0 |
| vs. Atlantic Sun | 0-1 | 1-0 |
| vs. Atlantic 10 | 0-1 | 0-2 |
| vs. Big East | 0-2 | 0-1 |
| vs. Ivy | 0-1 | 0-1 |
| vs. Metro Atlantic | 0-1 | 0-1 |
| vs. Missouri Valley | 1-0 | 0-1 |
| vs. Southern..... | 0-1 | 1-0 |
| vs. Southland | 1-1 | 0-1 |
| vs. Western Athletic..... | 0-1 | 0-1 |
| Home games | 9-4 | 5-5 |
| CAA home games | 7-2 | 4-3 |
| Non-conference home games | 2-2 | 1-2 |
| Away games | 8-6 | 2-9 |
| CAA away games | 7-2 | 1-7 |
| Non-conference away games | 1-4 | 1-2 |
| Neutral site..... | 3-3 | 2-3 |
| Ahead at the half..... | 14-4 | 5-5 |
| Tied at the half..... | 1-1 | 0-1 |
| Behind at the half..... | 5-8 | 4-11 |
| Overtime | 1-1 | 1-1 |
| Morning games | 1-2 | 2-1 |
| Afternoon games..... | 9-5 | 2-8 |
| Night games | 10-6 | 5-8 |
| November | 2-2 | 2-2 |
| December..... | 3-5 | 2-6 |
| January..... | 9-1 | 3-7 |
| February..... | 5-3 | 2-2 |
| March | 1-2 | |
| Monday games..... | 1-0 | 1-1 |
| Tuesday games | 3-5 | 1-0 |
| Wednesday games | 4-3 | 3-7 |
| Thursday games | 1-1 | 1-1 |
| Friday games | 1-0 | 2-0 |
| Saturday games..... | 10-3 | 1-8 |
| Sunday games | 0-1 | |
| Scoring under 50 points | 0-3 | 0-2 |
| Scoring 50-59 points | 2-3 | 0-4 |
| Scoring 60-69 points | 8-5 | 2-8 |
| Scoring 70-79 points | 10-2 | 4-3 |
| Scoring 80+ points..... | 3-0 | |
| Allowing under 50 points | 3-2 | 0-1 |
| Allowing 50-59 points | 10-3 | 0-2 |
| Allowing 60-69 points | 6-2 | 6-2 |
| Allowing 70-79 points | 1-6 | 2-10 |
| Allowing 80+ points..... | 1-2 | |
| Shooting 50+ percent..... | 9-2 | 4-3 |
| Shooting 40-49 percent..... | 9-6 | 3-8 |
| Shooting 30-39 percent..... | 2-5 | 2-6 |
| Shooting under 30 percent | | |
| Allowing 50+ percent shooting | 0-3 | 2-7 |
| Allowing 40-49 percent shooting | 11-8 | 6-7 |
| Allowing 30-39 percent shooting | 8-2 | 1-3 |
| Allowing under 30 percent shooting | 1-0 | |
| Outrebounding opponent | 9-2 | 3-4 |
| Outrebounded by opponent | 10-10 | 6-12 |
| Rebounds even..... | 0-1 | 0-1 |
| White uniforms | 11-5 | 5-6 |
| Black uniforms..... | 7-6 | 4-6 |
| Red uniforms..... | 2-2 | 0-5 |

CHARITY OFFERINGS

Sophomore guard Jonathan Lee went 6-for-6 from the free throw line in the final two minutes of the Jan. 26 game at UNC Wilmington, scoring the Huskies' final six points to break a 64-64 tie and lead Northeastern to a 70-66 win in a game in which the Huskies shot a season-best 89.5 percent (17-of-19) from the line. Earlier in the season, Lee shot 8-of-8 and freshman guard Alex Harris was 7-of-7 from the free throw line in the Dec. 30 game against Furman. Lee and Harris were the first Huskies to be perfect from the line with more than six attempts since Matt Janning was 9-of-9 in a game at Santa Clara on Dec. 29, 2009. Lee ranks fourth in the CAA in free throw shooting at 84.3 percent from the line.

WELCOME TO COLLEGE

Freshmen Ryan Pierson and Alex Harris have each earned CAA Rookie of the Week honors this season, marking the first time that two different Northeastern freshmen have won the top rookie honor in the same season. Among CAA freshmen, Pierson ranks third in scoring and Harris ranks fifth, making Northeastern the only school in the league with two rookies in the top eight.

DAUNTING SCHEDULE

Head coach Bill Coen annually schedules tough opponents for the Huskies and this year is no different. Northeastern's 12 non-conference opponents posted a combined record of 229-177 (.564) last season. Six of those 11 teams posted 20-win seasons last year. According to KenPom.com, the Huskies' schedule overall thus far has been the toughest of any team in the nation and ranks 81st in the nation. The schedule has also matched them up against the toughest defenses of any team in the CAA and 68th-toughest in the nation in that regard. The Huskies have played 12 games against top 100 RPI teams so far this season, including non-conference matchups against Utah State (26), Princeton (51) and Rhode Island (71) and a win over VCU (60).

40 IS THE MAGIC NUMBER

The Huskies are 31-6 (.838) since the start of the 2007-08 season when holding an opponent under 40 percent shooting. This season, though, Northeastern is just 1-3 when it held its opponent to under 40 percent field goal shooting.

HUSKIES MISCELLANEOUS STATS

DOUBLE-DIGIT SCORING GAMES

| Player | 10-11 | Career | Streak | Last time |
|--------------------|-------|--------|--------|---------------------------------|
| Chaiison Allen | 20 | 78 | 7 | at Georgia State (2/12/11) |
| Joel Smith | 18 | 18 | 11 | at Georgia State (2/12/11) |
| Jonathan Lee | 16 | 16 | 7 | at Georgia State (2/12/11) |
| Ryan Pierson | 7 | 7 | - | at Hofstra (2/5/11) |
| Alex Harris | 7 | 7 | - | at VCU (1/15/11) |
| Kauri Black | 5 | 5 | - | at Hofstra (2/5/11) |
| Dinko Marshavelski | 3 | 3 | 1 | at Georgia State (2/12/11) |
| Vinny Lima | - | 2 | - | vs. Rhode Island (12/3/08) |
| Alwayne Bigby | - | 1 | - | at Boston University (11/25/09) |

20-POINT SCORING GAMES

| Player | 10-11 | Career | Streak | Last time |
|--------------------|-------|--------|--------|------------------------------|
| Chaiison Allen | 8 | 16 | - | vs. Towson (2/9/11) |
| Jonathan Lee | 3 | 3 | 1 | at Georgia State (2/12/11) |
| Joel Smith | 1 | 1 | - | vs. William & Mary (1/24/11) |
| Dinko Marshavelski | 1 | 1 | - | at James Madison (1/3/11) |

DOUBLE-DIGIT REBOUND GAMES

| Player | 10-11 | Career | Streak | Last time |
|----------------|-------|--------|--------|----------------------------------|
| Chaiison Allen | 3 | 6 | - | at Delaware (1/19/11) |
| Kauri Black | 1 | 1 | - | vs. Boston University (11/12/10) |

DOUBLE-DOUBLES

| Player | 10-11 | Career | Streak | Last time |
|----------------|-------|--------|--------|----------------------------------|
| Chaiison Allen | 3 | 5 | - | at Delaware (1/19/11) |
| Kauri Black | 1 | 1 | - | vs. Boston University (11/12/10) |

COMEBACK KIDS

The Huskies rallied from a 17-point deficit to beat Texas State, 86-78, on Dec. 24. That was the largest deficit the Huskies have come back from to win since Jan. 10, 2007, when Northeastern also came back from down 17 to beat Georgia State, 84-69. The Huskies almost did it again in their next game on Dec. 29, rallying from a 16-point deficit to get back within one in the final minute against Princeton, but eventually falling, 65-63.

LOOKING BACK

The Huskies concluded the 2009-10 season with a berth to the National Invitation Tournament for the first time since 2005, being edged in the first round by Connecticut and former Northeastern head coach Jim Calhoun by a 59-57 margin in Storrs, Conn. The NIT bid came after the Huskies finished second in the CAA with a 14-4 league mark, the team's best finish since joining the conference in 2005, and reached the CAA semifinals for the first time since 2006. Northeastern finished with a 20-13 record, the team's most wins since the 2004-05 season.

HOME SWEET HOME

Northeastern's basketball home is Matthews Arena, the world's oldest multi-purpose athletic facility. The Huskies have played exceptionally well on their home floor over the years. Northeastern appeared in the arena as far back as 1936, but made the arena its permanent home from 1981-1996 and again since 2005. From 1985-87, the Huskies had a school-record 38-game winning streak at the arena. Northeastern boasts an all-time record of 194-73 (.727) at Matthews Arena. The arena was built in 1910, but its most recent multi-million dollar facelift came in 2009, when a video scoreboard, new seats, a renovated lobby with concession stands and a new press box were added.

PLAYING IN THE PROS

For the first time in school history, two former Huskies made NBA rosters at the same time this season. Jose Juan Barea '05 is in his fifth season with the Dallas Mavericks, while Matt Janning '10 made the Phoenix Suns roster to start the season before being waived. Janning is now playing for the Rio Grande Valley Vipers in the NBA Development League. Also playing in the D-League currently is Eugene Spates '09 (Maine Red Claws) and Nkem Ojougboh '10 (Utah Flash). Several former Huskies are also playing overseas this season, including Manny Adako '10 (Netherlands), Baptiste Bataille '10 (France) and Sylbrin Robinson '04 (Argentina).

AROUND THE WORLD

The Northeastern roster is one of the most diverse in all of college basketball. The Huskies have eight players that hail from six different states and four players that come from international countries across three continents. The only U.S. state represented by more than one Husky is California, home to Chris Avenant (Loomis), Kauri Black (Rialto) and Alex Harris (Richmond). Internationally, the Huskies feature Alwayne Bigby and Ben Felix from Canada, Dinko Marshavelski from Bulgaria and Vinny Lima from Cape Verde.

UP NEXT

The Huskies travel to Asheville, N.C., for their final non-conference game of the regular season on Saturday, a 2 p.m. matchup with UNC Asheville as part of Sears Bracketbusters. The Huskies will be facing the Bulldogs for the first time ever.

SEASON HIGHS

Northeastern • GAME HIGHS

| | | |
|--------------------------|--------------|--|
| POINTS | 91 | vs VCU (Feb 2, 2011) |
| FIELD GOALS MADE | 36 | vs VCU (Feb 2, 2011) |
| FIELD GOAL ATTEMPTS | 65 | at Providence (Dec 1, 2010) |
| FIELD GOAL PCT. | .583 (28-48) | vs Texas State (Dec 24, 2010) |
| 3-PT FIELD GOALS MADE | 11 | vs East Tennessee State (Dec 23, 2010) |
| 3-PT FIELD GOAL ATTEMPTS | 26 | vs Siena (Nov 20, 2010) |
| 3-PT FIELD GOAL PCT. | .611 (11-18) | vs East Tennessee St. (Dec 23, 2010) |
| FREE THROWS MADE | 25 | vs Texas State (Dec 24, 2010) |
| FREE THROW ATTEMPTS | 34 | vs Texas State (Dec 24, 2010) |
| FREE THROW PCT. | .895 (17-19) | at UNC Wilmington (Jan 26, 2011) |
| REBOUNDS | 38 | at Delaware (Jan 19, 2011) |
| | 38 | vs Drexel (Dec 4, 2010) |
| ASSISTS | 24 | vs VCU (Feb 2, 2011) |
| STEALS | 15 | vs Siena (Nov 20, 2010) |
| BLOCKED SHOTS | 6 | vs Drexel (Dec 4, 2010) |
| TURNOVERS | 20 | vs Georgia State (Jan 29, 2011) |
| FOULS | 28 | vs Rhode Island (Dec 8, 2010) |

Opponent • GAME HIGHS

| | | |
|--------------------------|--------------|--|
| POINTS | 86 | vs George Mason (Jan 12, 2011) |
| FIELD GOALS MADE | 33 | vs George Mason (Jan 12, 2011) |
| FIELD GOAL ATTEMPTS | 62 | vs Georgia State (Jan 29, 2011) |
| | 62 | at Providence (Dec 1, 2010) |
| FIELD GOAL PCT. | .673 (33-49) | vs George Mason (Jan 12, 2011) |
| 3-PT FIELD GOALS MADE | 12 | at James Madison (Jan 3, 2011) |
| 3-PT FIELD GOAL ATTEMPTS | 24 | vs Georgia State (Jan 29, 2011) |
| 3-PT FIELD GOAL PCT. | .636 (7-11) | vs George Mason (Jan 12, 2011) |
| FREE THROWS MADE | 26 | vs Rhode Island (Dec 8, 2010) |
| FREE THROW ATTEMPTS | 30 | at Drexel (Jan 22, 2011) |
| | 30 | vs East Tennessee State (Dec 23, 2010) |
| | 30 | vs Rhode Island (Dec 8, 2010) |
| FREE THROW PCT. | .900 (18-20) | vs Hofstra (Jan 8, 2011) |
| REBOUNDS | 47 | at Providence (Dec 1, 2010) |
| ASSISTS | 22 | vs George Mason (Jan 12, 2011) |
| STEALS | 12 | at VCU (Jan 15, 2011) |
| BLOCKED SHOTS | 10 | at Providence (Dec 1, 2010) |
| TURNOVERS | 23 | at Southern Illinois (Nov 16, 2010) |
| FOULS | 25 | vs Texas State (Dec 24, 2010) |

Individual GAME HIGHS

| | | |
|-----------|-------------|---|
| POINTS | 26 | Chaisson Allen vs VCU (Feb 2, 2011) |
| FG MADE | 10 | Chaisson Allen vs VCU (Feb 2, 2011) |
| FG ATT. | 19 | Chaisson Allen vs Drexel (Dec 4, 2010) |
| FG PCT. | 1.000 (6-6) | Joel Smith at VCU (Jan 15, 2011) |
| 3-PT MADE | 6 | Joel Smith at Drexel (Jan 22, 2011) |
| 3-PT ATT. | 11 | Joel Smith at Drexel (Jan 22, 2011) |
| 3-PT PCT. | 1.000 (5-5) | Joel Smith at VCU (Jan 15, 2011) |
| FT MADE | 8 | Chaisson Allen vs Towson (Feb 9, 2011) |
| | 8 | Jonathan Lee vs Furman (Dec 30, 2010) |
| | 8 | Chaisson Allen vs Texas State (Dec 24, 2010) |
| | 8 | Jonathan Lee vs Texas State (Dec 24, 2010) |
| FT ATT. | 12 | Chaisson Allen vs Towson (Feb 9, 2011) |
| | 12 | Jonathan Lee vs Texas State (Dec 24, 2010) |
| | 12 | Chaisson Allen vs Rhode Island (Dec 8, 2010) |
| FT PCT. | 1.000 (8-8) | Jonathan Lee vs Furman (Dec 30, 2010) |
| REBOUNDS | 12 | Kauri Black vs Boston University (Nov 12, 2010) |
| ASSISTS | 8 | Jonathan Lee at Hofstra (Feb 5, 2011) |
| STEALS | 6 | Chaisson Allen vs Texas State (Dec 24, 2010) |
| BLOCKS | 3 | Dinko Marshavelski at James Madison (Jan 3, 2011) |
| TURNOVERS | 8 | Joel Smith vs Georgia State (Jan 29, 2011) |

RANKINGS

CAA TEAM STAT RANKINGS THROUGH GAMES OF FEBRUARY 14, 2011

| <i>SCORING OFFENSE</i> | | <i>GP</i> | <i>W-L</i> | <i>Pts</i> | <i>Avg/G</i> |
|------------------------|---------------------|-----------|-------------|-------------|--------------|
| 1. | George Mason | 26 | 21-5 | 1936 | 74.5 |
| 2. | VCU | 27 | 20-7 | 1978 | 73.3 |
| 3. | James Madison | 27 | 18-9 | 1949 | 72.2 |
| 4. | Hofstra | 26 | 17-9 | 1837 | 70.7 |
| 5. | Towson | 25 | 4-21 | 1733 | 69.3 |
| 6. | Northeastern | 26 | 9-17 | 1718 | 66.1 |
| 7. | UNC Wilmington | 26 | 12-14 | 1682 | 64.7 |
| 8. | Old Dominion | 26 | 20-6 | 1681 | 64.7 |
| 9. | Georgia State | 25 | 11-14 | 1605 | 64.2 |
| 10. | Drexel | 25 | 17-8 | 1594 | 63.8 |
| 11. | William & Mary | 26 | 7-19 | 1634 | 62.8 |
| 12. | Delaware | 25 | 11-14 | 1543 | 61.7 |

| <i>SCORING DEFENSE</i> | | <i>GP</i> | <i>Pts</i> | <i>Avg/G</i> |
|------------------------|---------------------|-----------|-------------|--------------|
| 1. | Old Dominion | 26 | 1517 | 58.3 |
| 2. | Drexel | 25 | 1479 | 59.2 |
| 3. | George Mason | 26 | 1604 | 61.7 |
| 4. | Georgia State | 25 | 1623 | 64.9 |
| 5. | Delaware | 25 | 1638 | 65.5 |
| 6. | UNC Wilmington | 26 | 1754 | 67.5 |
| 7. | VCU | 27 | 1826 | 67.6 |
| | James Madison | 27 | 1826 | 67.6 |
| 9. | William & Mary | 26 | 1759 | 67.7 |
| 10. | Hofstra | 26 | 1806 | 69.5 |
| 11. | Northeastern | 26 | 1834 | 70.5 |
| 12. | Towson | 25 | 1911 | 76.4 |

| <i>FIELD GOAL PCT.</i> | | <i>GP</i> | <i>FGM</i> | <i>FGA</i> | <i>Pct</i> |
|------------------------|---------------------|-----------|------------|-------------|-------------|
| 1. | George Mason | 26 | 693 | 1442 | .481 |
| 2. | James Madison | 27 | 679 | 1495 | .454 |
| 3. | Northeastern | 26 | 609 | 1353 | .450 |
| 4. | William & Mary | 26 | 572 | 1285 | .445 |
| 5. | Hofstra | 26 | 645 | 1455 | .443 |
| 6. | Towson | 25 | 600 | 1356 | .442 |
| 7. | UNC Wilmington | 26 | 605 | 1376 | .440 |
| 8. | VCU | 27 | 671 | 1533 | .438 |
| 9. | Old Dominion | 26 | 615 | 1428 | .431 |
| 10. | Georgia State | 25 | 583 | 1366 | .427 |
| 11. | Drexel | 25 | 579 | 1366 | .424 |
| 12. | Delaware | 25 | 532 | 1298 | .410 |

| <i>3-PT FIELD GOAL PCT.</i> | | <i>GP</i> | <i>FGM</i> | <i>FTA</i> | <i>Pct</i> |
|-----------------------------|---------------------|-----------|------------|------------|-------------|
| 1. | George Mason | 26 | 173 | 438 | .395 |
| 2. | UNC Wilmington | 26 | 191 | 496 | .385 |
| 3. | Northeastern | 26 | 164 | 426 | .385 |
| 4. | James Madison | 27 | 169 | 453 | .373 |
| 5. | Towson | 25 | 156 | 425 | .367 |
| 6. | Hofstra | 26 | 164 | 447 | .367 |
| 7. | VCU | 27 | 225 | 628 | .358 |
| 8. | William & Mary | 26 | 197 | 552 | .357 |
| 9. | Georgia State | 25 | 148 | 425 | .348 |
| 10. | Delaware | 25 | 139 | 411 | .338 |
| 11. | Drexel | 25 | 98 | 303 | .323 |
| 12. | Old Dominion | 26 | 125 | 389 | .321 |

HUSKIES' TEAM RANKINGS & AWARDS

INDIVIDUAL (AS OF 2/14/11)

| <i>Scoring</i> | <i>Figure</i> | <i>NCAA</i> | <i>CAA</i> |
|-----------------------------------|---------------|-------------|------------|
| Chaisson Allen | 16.5 | 117th | 4th |
| <i>Assists / Gm</i> | <i>Figure</i> | <i>NCAA</i> | <i>CAA</i> |
| Chaisson Allen | 3.6 | 215th | 6th |
| <i>Field Goal Percentage</i> | <i>Figure</i> | <i>NCAA</i> | <i>CAA</i> |
| Chaisson Allen | .427 | 207th | -- |
| <i>Free Throw Percentage</i> | <i>Figure</i> | <i>NCAA</i> | <i>CAA</i> |
| Jonathan Lee | .843 | 70th | 4th |
| <i>Steals / Gm</i> | <i>Figure</i> | <i>NCAA</i> | <i>CAA</i> |
| Chaisson Allen | 2.0 | 42nd | 2nd |
| Alex Harris | 1.5 | 183rd | 6th |
| <i>3-Pt Field Goal Percentage</i> | <i>Figure</i> | <i>NCAA</i> | <i>CAA</i> |
| Joel Smith | .429 | -- | T-5th |
| Chaisson Allen | .402 | -- | 7th |
| <i>3-Pt Field Goals / Gm</i> | <i>Figure</i> | <i>NCAA</i> | <i>CAA</i> |
| Joel Smith | 2.4 | 81st | 2nd |
| Chaisson Allen | 2.2 | 136th | 4th |
| <i>Assist / Turnover Ratio</i> | <i>Figure</i> | <i>NCAA</i> | <i>CAA</i> |
| Chaisson Allen | 2.0 | 87th | 4th |
| <i>Defensive Rebounds / Gm</i> | <i>Figure</i> | <i>NCAA</i> | <i>CAA</i> |
| Chaisson Allen | 4.4 | -- | 11th |
| <i>Minutes Played / Gm</i> | <i>Figure</i> | <i>NCAA</i> | <i>CAA</i> |
| Chaisson Allen | 37.2 | -- | 2nd |

TEAM (AS OF 2/14/11)

| | <i>Figure</i> | <i>NCAA</i> | <i>CAA</i> |
|---------------------------|---------------|-------------|------------|
| Scoring offense | 66.1 | 248th | 6th |
| Scoring defense | 70.5 | 243rd | 11th |
| Scoring margin | -4.5 | 272nd | 10th |
| Free throw pct. | .735 | 46th | 2nd |
| Field goal pct. | .450 | 110th | 3rd |
| Field goal pct. defense | .475 | 321st | 11th |
| 3-point fg pct. | .385 | 31st | 3rd |
| 3-point fg pct. defense | .392 | 328th | 11th |
| Rebounds / game | 28.3 | -- | 12th |
| Opponents rebounding | 33.0 | -- | 7th |
| Rebounding margin | -4.7 | 308th | 12th |
| Blocked shots / game | 2.4 | 283rd | 12th |
| Assists / game | 14.0 | 98th | T-4th |
| Steals / game | 6.6 | 141st | T-4th |
| Turnover margin | +0.08 | 180th | 4th |
| Assist / turnover ratio | 1.1 | 62nd | 4th |
| Offensive rebounds / game | 9.3 | -- | 11th |
| Defensive rebounds / game | 19.0 | -- | 12th |
| Defensive rebound pct. | .630 | -- | 10th |
| Offensive rebound pct. | .299 | -- | 10th |
| 3-point fg made / game | 6.3 | 146th | T-5th |

AWARDS (AS OF 2/14/11)

| | <i>Date</i> | <i>Award</i> |
|----------------|-------------|------------------------------------|
| Alex Harris | 11/15/10 | CAA Rookie of the Week |
| Ryan Pierson | 12/27/10 | CAA Rookie of the Week |
| Chaisson Allen | 12/30/10 | UCF Holiday Classic All-Tournament |
| Chaisson Allen | 1/31/11 | CAA Co-Player of the Week |

WHEN WAS THE LAST TIME...

NU player scored 30+ points

11/28/07 Matt Janning (34) at Rhode Island

NU player scored 40+ points

3/5/05 Jose Juan Barea (41) vs. Stony Brook

Two NU players scored 30+ points

3/5/85 Quinton Dale (32) vs. Maine
Reggie Lewis (32)

NU player had 10+ assists

2/18/06 Jose Juan Barea (11) vs. Rider

NU player had 10+ rebounds

1/19/11 Chaiison Allen (10) at Delaware

NU player had 20+ rebounds

3/4/95 Dan Callahan (21) vs. Vermont

NU player had 10+ blocks

2/15/06 Shawn James (11) vs. James Madison

NU player had a four-point play

2/12/11 Joel Smith at Georgia State

NU player had a triple-double

2/15/06 Shawn James vs. James Madison

NU scored 100+ points

11/25/05 vs. Cal State Northridge (102-81)

NU gave up 100+ points

12/22/03 at Florida (84-101)

NU scored under 50 points

1/5/11 at Old Dominion (34-49)

NU gave up under 50 points

1/5/11 at Old Dominion (34-49)

NU went into overtime

2/12/11 at Georgia State (71-74)

NU went into double overtime

3/6/10 vs. Hofstra (74-71)

NU went into triple overtime

3/14/82 vs. Villanova (72-76)

NU won by 20+ points

2/6/10 at Hofstra (75-55)

NU won by 30+ points

1/9/08 vs. Drexel (79-45)

NU won by 40+ points

11/22/05 vs. Lasell (105-57)

NU won by 50+ points

11/26/02 vs. Suffolk (104-50)

NU lost by 20+ points

1/12/11 vs. George Mason (60-86)

NU lost by 30+ points

12/31/08 at Memphis (48-80)

NU lost by 40+ points

3/4/01 vs. Delaware (66-110)

NU lost by 50+ points

11/25/96 at Connecticut (37-89)

NU shot over 60 percent from the field

11/22/05 vs. Lasell (63.6)

NU shot less than 30 percent from the field

11/29/08 at South Florida (24.1)

Opponent shot over 60 percent from the field

1/12/11 vs. George Mason (67.3)

Opponent shot less than 30 percent from the field

12/29/09 at Santa Clara (29.1)

NU had 60+ rebounds

3/4/95 vs. Vermont (63)

NU attempted 85+ field goals

12/4/93 vs. George Mason (89)

NU made 40+ field goals

11/22/05 vs. Lasell (42)

NU made 50+ field goals

11/24/90 vs. Loyola Marymount (63)

NU attempted 40+ free throws

1/12/05 at Hartford (43)

NU made 30+ free throws

1/19/08 vs. Delaware (30)

NU had 15+ steals

11/20/10 vs. Siena (15)

NU had 30+ assists

12/4/93 vs. George Mason (31)

NU made 10+ 3-point field goals

2/2/11 vs. VCU (10)

NU did not make a 3-point field goal

1/13/10 vs. Delaware

NU attempted 30+ 3-point field goals

11/15/06 at Syracuse (32)

Three NU players fouled out

11/15/07 at Maryland

Four NU players fouled out

11/15/07 at Maryland

10+ players scored for NU

1/20/10 at Towson (12)

5+ NU players scored in double figures

2/5/11 at Hofstra (5)

No NU players scored in double figures

1/28/06 at UNC Wilmington

2010-11 STARTING LINEUPS

| Guard | Guard | G / F | Forward | Forward | GP | Record |
|-------|-------|--------------|---------|---------|----|--------|
| Allen | Smith | Lee | Black | Pierson | 11 | 5-6 |
| Allen | Smith | Bigby | Black | Pierson | 7 | 2-5 |
| Allen | Lee | Harris | Lima | Pierson | 3 | 1-2 |
| Lee | Smith | Marshavelski | Black | Pierson | 2 | 0-2 |
| Allen | Lee | Marshavelski | Black | Pierson | 2 | 0-2 |
| Allen | Smith | Harris | Lima | Pierson | 1 | 1-0 |

CLUTCH FREE THROW SHOOTING

final 2:00 and overtime

| | FTM | FTA | Pct. |
|--------------------|-----------|-----------|-------------|
| Dinko Marshavelski | 2 | 2 | 1.000 |
| Alex Harris | 7 | 8 | .875 |
| Jonathan Lee | 23 | 27 | .852 |
| Ryan Pierson | 5 | 6 | .833 |
| Joel Smith | 7 | 9 | .778 |
| Kauri Black | 3 | 4 | .750 |
| Chaiison Allen | 17 | 30 | .567 |
| Vinny Lima | 1 | 2 | .500 |
| Total | 65 | 88 | .739 |

HUSKIES RECORD BOOK

CAREER SCORING LEADERS

| | | |
|---------------------------|--------------|--------------|
| 1. Reggie Lewis | 1983-87 | 2,709 |
| 2. Jose Juan Barea | 2002-06 | 2,290 |
| 3. Pete Harris | 1977-81 | 2,167 |
| 4. Matt Janning | 2006-10 | 1,836 |
| 5. Perry Moss | 1978-82 | 1,722 |
| 6. Dave Caligaris | 1974-78 | 1,673 |
| 7. Mark Halsel | 1980-84 | 1,651 |
| 8. John Clark | 1972-76 | 1,617 |
| 9. Marcus Blossom | 1997-01 | 1,475 |
| 10. Chaiison Allen | 2007- | 1,462 |
| 11. John Williams | 1984-88 | 1,443 |
| 12. Derrick Lewis | 1986-89 | 1,394 |
| 13. Manny Adako | 2006-10 | 1,209 |
| 14. Anthony Brown | 1991-94 | 1,197 |
| 15. Ben Harlee | 1990-95 | 1,190 |

CAREER ASSIST LEADERS

| | | |
|--------------------------|--------------|------------|
| 1. Andre LaFleur | 1983-87 | 894 |
| 2. Jose Juan Barea | 2002-06 | 721 |
| 3. Bill Loughnane | 1976-80 | 500 |
| 4. Chaiison Allen | 2007- | 410 |
| 5. John Clark | 1972-76 | 379 |
| 6. Matt Janning | 2006-10 | 352 |
| 7. Pete Harris | 1977-81 | 325 |
| 8. Jean Bain | 1998-02 | 320 |
| 9. John Williams | 1984-88 | 318 |
| 10. Dave Caligaris | 1974-78 | 310 |

CAREER ASSIST AVERAGE LEADERS

| | | |
|--------------------------|--------------|------------|
| 1. Andre LaFleur | 1983-87 | 7.0 |
| 2. Jose Juan Barea | 2002-06 | 6.4 |
| 3. Bill Loughnane | 1976-80 | 4.7 |
| 4. George Yuille | 1988-90 | 4.4 |
| 5. George Robinson | 1988-91 | 3.9 |
| Jamaar Walker | 2001-03 | 3.9 |
| 7. John Clark | 1972-76 | 3.8 |
| 8. Chaiison Allen | 2007- | 3.4 |
| 9. Dave Caligaris | 1974-78 | 3.1 |
| 10. Jean Bain | 1998-02 | 3.1 |

CAREER FREE THROW ATTEMPT LEADERS

| | | |
|---------------------------|--------------|------------|
| 1. Reggie Lewis | 1983-87 | 783 |
| 2. Jose Juan Barea | 2002-06 | 622 |
| 3. Pete Harris | 1977-81 | 573 |
| 4. John Clark | 1972-76 | 534 |
| 5. Mark Halsel | 1980-84 | 523 |
| 6. Perry Moss | 1978-82 | 516 |
| 7. Kevin McDuffie | 1984-88 | 497 |
| 8. Dave Caligaris | 1974-78 | 482 |
| 9. Matt Janning | 2006-10 | 442 |
| 10. Chaiison Allen | 2007- | 439 |

CAREER 3-POINT FIELD GOAL LEADERS

| | | |
|--------------------------|--------------|------------|
| 1. Jose Juan Barea | 2002-06 | 255 |
| 2. Matt Janning | 2006-10 | 223 |
| 3. Chaiison Allen | 2007- | 171 |
| 4. Aaron Davis | 2001-06 | 165 |
| 5. Marcus Barnes | 2003-05 | 160 |
| 6. Lamont Hough | 1989-93 | 151 |
| 7. Ben Harlee | 1990-95 | 149 |
| 8. Harold Miller | 1995-99 | 141 |
| 9. Eugene Spates | 2006-09 | 140 |
| 10. Terry Kringe | 1996-00 | 137 |

CAREER 3-POINT FIELD GOAL ATTEMPT LEADERS

| | | |
|--------------------------|--------------|------------|
| 1. Jose Juan Barea | 2002-06 | 795 |
| 2. Matt Janning | 2006-10 | 645 |
| 3. Aaron Davis | 2001-06 | 486 |
| 4. Chaiison Allen | 2007- | 474 |
| 5. Marcus Barnes | 2003-05 | 463 |
| 6. Lamont Hough | 1989-93 | 445 |
| 7. Ben Harlee | 1990-95 | 428 |
| 8. Eugene Spates | 2006-09 | 417 |
| 9. Jean Bain | 1998-02 | 385 |
| 10. Terry Kringe | 1996-00 | 380 |

CAREER 3-POINT FIELD GOAL PCT. LEADERS

(minimum 100 attempts)

| | | |
|-----------------------|--------------|-------------|
| 1. John Williams | 1984-88 | .453 |
| 2. Joel Smith | 2009- | .400 |
| 3. Bobby Kelly | 2003-07 | .380 |
| 4. Harold Miller | 1995-99 | .379 |
| 5. Javorie Wilson | 2002-04 | .376 |
| 6. Derrick Lewis | 1986-89 | .367 |
| 7. Adrian Martinez | 2002-07 | .364 |
| 8. Terry Kringe | 1996-00 | .361 |
| Chaiison Allen | 2007- | .361 |
| 10. Marcus Blossom | 1997-01 | .351 |

CAREER STEALS LEADERS

| | | |
|--------------------------|--------------|------------|
| 1. Andre LaFleur | 1983-87 | 252 |
| 2. Reggie Lewis | 1983-87 | 226 |
| 3. Chaiison Allen | 2007- | 218 |
| 4. Perry Moss | 1978-82 | 197 |
| 5. Marcus Blossom | 1997-01 | 183 |
| 6. Ben Harlee | 1990-95 | 180 |
| 7. Jose Juan Barea | 2002-06 | 178 |
| 8. Wes Fuller | 1983-87 | 175 |
| 9. Pete Harris | 1977-81 | 154 |
| 10. John Williams | 1984-88 | 142 |

SINGLE-SEASON FREE THROW PCT. LEADERS

(minimum 50 attempts)

| | | |
|------------------------|----------------|-------------|
| 1. Mark Jellison | 1972-73 | .897 |
| 2. Dave Caligaris | 1977-78 | .870 |
| 3. Leo Osgood | 1966-67 | .860 |
| Pete Harris | 1977-78 | .860 |
| 5. Rick Weitzman | 1965-66 | .845 |
| 6. Jonathan Lee | 2010-11 | .843 |
| 7. Harold Miller | 1998-99 | .840 |
| 8. Manny Adako | 2008-09 | .833 |
| 9. Lamont Hough | 1991-92 | .827 |
| 10. John Williams | 1987-88 | .825 |

SINGLE-SEASON 3-POINT FIELD GOAL LEADERS

| | | |
|----------------------|----------------|-----------|
| 1. Marcus Barnes | 2003-04 | 81 |
| 2. Marcus Barnes | 2004-05 | 79 |
| 3. Jose Juan Barea | 2003-04 | 73 |
| 4. Chaiison Allen | 2009-10 | 69 |
| 5. Jose Juan Barea | 2004-05 | 68 |
| 6. Jose Juan Barea | 2005-06 | 66 |
| 7. Matt Janning | 2007-08 | 65 |
| 8. Joel Smith | 2010-11 | 63 |
| 9. Derrick Lewis | 1988-89 | 62 |
| 10. Lonnie Harrell | 1994-95 | 60 |
| Javorie Wilson | 2003-04 | 60 |

SINGLE-SEASON 3-POINT FIELD GOAL PCT. LEADERS

(minimum 50 attempts)

| | | |
|------------------------|----------------|-------------|
| 1. Jonathan Lee | 2010-11 | .468 |
| 2. John Williams | 1986-87 | .454 |
| 3. John Williams | 1987-88 | .453 |
| Shawn James | 2005-06 | .453 |
| 5. Bobby Kelly | 2005-06 | .440 |
| 6. Joel Smith | 2010-11 | .429 |
| 7. Andre LaFleur | 1986-87 | .425 |
| 8. Harold Miller | 1998-99 | .422 |
| 9. Chaiison Allen | 2009-10 | .421 |
| 10. Jesse Dunn | 2001-02 | .418 |

2010-11 NORTHEASTERN MEN'S BASKETBALL RESULTS (9-17 • 5-10/CAA)

| Date | Opponent | Result | W/L | Record | Attend | NU Leading Scorer | NU Leading Rebounder |
|--------|-----------------------------------|--------|--------|--------|--------|--------------------------------|------------------------------------|
| Nov 12 | vs. Boston University | 66-64 | W | 1-0 | 3,045 | (20) Chaiisson Allen | (12) Kauri Black |
| Nov 16 | at Southern Illinois | 63-62 | W (ot) | 2-0 | 4,054 | (19) Joel Smith | (10) Chaiisson Allen |
| Nov 20 | vs. Siena | 68-84 | L | 2-1 | 2,550 | (18) Chaiisson Allen | (6) Alwayne Bigby |
| Nov 27 | at Utah State | 54-56 | L | 2-2 | 6,761 | (18) Chaiisson Allen | (7) Kauri Black |
| Dec 1 | at Providence | 72-77 | L | 2-3 | 4,828 | (24) Chaiisson Allen | (5) Chaiisson Allen |
| Dec 4 | vs. Drexel* ¹ | 58-63 | L | 2-4 | 10,642 | (19) Chaiisson Allen | (10) Chaiisson Allen |
| Dec 8 | vs. Rhode Island | 67-79 | L | 2-5 | 1,708 | (17) Chaiisson Allen | (7) Kauri Black |
| Dec 22 | vs. St. Louis ² | 49-71 | L | 2-6 | 653 | (11) Alex Harris | (6) Vinny Lima |
| Dec 23 | vs. East Tenn. State ² | 77-67 | W | 3-6 | 582 | (19) Ryan Pierson | (8) Chaiisson Allen |
| Dec 24 | vs. Texas State ² | 86-78 | W | 4-6 | 548 | (22) Jonathan Lee | (5) Jonathan Lee |
| Dec 29 | vs. Princeton ³ | 63-65 | L | 4-7 | 7,111 | (19) Chaiisson Allen | (6) Chaiisson Allen |
| Dec 30 | vs. Furman ³ | 62-75 | L | 4-8 | 5,591 | (16) Jonathan Lee | (5) Chaiisson Allen |
| Jan 3 | at James Madison* | 69-75 | L | 4-9 | 2,651 | (23) Dinko Marshavelski | (7) Ryan Pierson |
| Jan 5 | at Old Dominion* | 34-49 | L | 4-10 | 6,223 | (11) Jonathan Lee | (6) Kauri Black / Alex Harris |
| Jan 8 | vs. Hofstra* | 67-76 | L | 4-11 | 989 | (22) Chaiisson Allen | (5) Chaiisson Allen |
| Jan 12 | vs. George Mason* | 60-86 | L | 4-12 | 1,570 | (16) Jonathan Lee / Joel Smith | (4) Chaiisson Allen / Joel Smith |
| Jan 15 | at VCU* | 64-73 | L | 4-13 | 6,042 | (17) Joel Smith | (4) Alex Harris |
| Jan 19 | at Delaware* | 52-54 | L | 4-14 | 2,426 | (18) Joel Smith | (10) Chaiisson Allen |
| Jan 22 | at Drexel* | 58-72 | L | 4-15 | 2,532 | (19) Joel Smith | (6) Dinko Marshavelski |
| Jan 24 | vs. William & Mary* | 70-67 | W | 5-15 | 988 | (21) Joel Smith | (7) Chaiisson Allen / Kauri Black |
| Jan 26 | at UNC Wilmington* | 70-66 | W | 6-15 | 3,550 | (20) Chaiisson Allen | (8) Chaiisson Allen |
| Jan 29 | vs. Georgia State* | 70-65 | W | 7-15 | 1,496 | (22) Chaiisson Allen | (8) Chaiisson Allen / Ryan Pierson |
| Feb 2 | vs. VCU* | 91-80 | W | 8-15 | 1,095 | (26) Chaiisson Allen | (6) Jonathan Lee |
| Feb 5 | at Hofstra* | 75-78 | L | 8-16 | 3,786 | (21) Chaiisson Allen | (7) Kauri Black |
| Feb 9 | vs. Towson* | 82-78 | W | 9-16 | 1,201 | (21) Chaiisson Allen | (5) Chaiisson Allen / Kauri Black |
| Feb 12 | at Georgia State* | 71-74 | L (ot) | 9-17 | 1,140 | (24) Jonathan Lee | (7) Chaiisson Allen |

* CAA game

¹ at TD Garden ² at Cancun, Mexico (Cancun Governor's Cup) ³ at Orlando, Fla. (UCF Holiday Classic)

2010-11 GAME-BY-GAME P-R-A

| Opponent | 1 | 3 | 10 | 11 | 14 | 15 | 20 | 21 | 22 | 25 | 30 | 33 |
|---------------------------------|---------|---------|---------|-------|--------|--------|--------|--------------|-------|-------|---------|-------|
| | Avenant | Allen | Black | Lima | Lee | Harris | Smith | Marshavelski | Bigby | Bates | Pierson | Felix |
| Nov. 12 vs Boston University | DNP | 20-6-5 | 11-12-1 | 3-1-1 | 3-1-0 | 12-4-3 | 10-4-2 | DNP | 7-2-1 | DNP | 0-3-0 | DNP |
| Nov. 16 at Southern Illinois | DNP | 12-10-1 | 9-2-2 | 0-0-0 | 8-4-0 | 8-2-3 | 19-2-3 | 0-0-1 | 7-8-3 | DNP | 0-1-0 | DNP |
| Nov. 20 vs Siena | DNP | 18-2-5 | 10-2-0 | 7-0-0 | 10-2-2 | 4-3-3 | 4-2-3 | 4-2-0 | 6-6-0 | DNP | 5-3-0 | DNP |
| Nov. 27 at Utah State | DNP | 18-4-7 | 2-7-1 | 1-0-0 | 8-3-0 | 0-1-0 | 15-5-3 | 4-0-0 | 4-5-0 | 2-5-0 | 0-4-0 | DNP |
| Dec. 1 at Providence | DNP | 24-5-1 | 8-2-4 | 0-2-1 | 0-0-1 | 11-4-1 | 15-1-1 | 0-0-0 | 6-4-5 | 2-3-0 | 6-2-1 | DNP |
| Dec. 4 vs Drexel | DNP | 19-10-3 | 2-5-0 | 2-1-0 | 8-3-0 | 6-1-2 | 8-2-2 | 0-0-0 | 0-3-0 | 4-2-0 | 9-7-2 | DNP |
| Dec. 8 vs Rhode Island | 0-0-0 | 17-4-5 | 13-7-2 | 0-3-0 | 11-4-2 | 2-1-0 | 10-3-3 | 2-0-0 | 0-1-3 | 2-0-1 | 10-3-0 | DNP |
| Dec. 22 vs St. Louis | 0-1-0 | 4-5-2 | 2-0-0 | 6-6-0 | 7-2-0 | 11-1-2 | 9-5-4 | 0-0-0 | DNP | 0-0-0 | 8-5-1 | 2-0-0 |
| Dec. 23 vs East Tennessee State | 3-2-0 | 18-8-4 | 2-3-2 | 9-3-1 | 12-2-5 | 14-4-5 | 0-1-0 | 0-0-0 | DNP | 0-0-1 | 19-7-1 | DNP |
| Dec. 24 vs Texas State | 5-0-0 | 18-4-2 | 0-0-0 | 6-2-1 | 22-5-4 | 2-1-1 | 16-2-1 | DNP | DNP | 0-0-0 | 17-4-2 | DNP |
| Dec. 29 vs Princeton | 0-0-0 | 19-6-1 | 6-4-0 | 6-5-1 | 4-3-5 | 11-4-2 | 7-5-1 | 4-0-0 | DNP | DNP | 6-2-1 | DNP |
| Dec. 30 vs Furman | 2-2-0 | 8-5-1 | 4-4-1 | 0-0-0 | 16-2-5 | 9-1-0 | 13-3-2 | 6-1-0 | DNP | 4-4-0 | 0-1-0 | DNP |
| Jan. 3 at James Madison | 0-0-1 | DNP | 3-3-6 | DNP | 12-4-2 | 8-0-6 | 6-6-2 | 23-3-1 | DNP | 0-2-0 | 17-7-0 | 0-0-0 |
| Jan. 5 at Old Dominion | 2-0-0 | DNP | 4-6-2 | DNP | 11-3-4 | 1-6-0 | 8-3-0 | 4-3-0 | DNP | 2-1-0 | 2-3-1 | 0-0-0 |
| Jan. 8 vs Hofstra | 0-0-0 | 22-5-3 | 6-4-3 | DNP | 14-4-3 | 3-3-4 | 5-2-2 | 8-3-0 | DNP | 0-0-0 | 9-2-1 | DNP |
| Jan. 12 vs George Mason | 2-0-1 | 4-4-4 | 0-1-1 | DNP | 16-1-0 | 12-1-6 | 16-4-3 | 2-1-0 | DNP | 0-0-0 | 6-2-0 | 2-0-0 |
| Jan. 15 at VCU | 0-0-0 | 16-2-5 | 6-3-1 | DNP | 8-2-3 | 11-4-5 | 17-2-4 | 0-1-0 | DNP | 0-1-0 | 6-2-1 | DNP |
| Jan. 19 at Delaware | DNP | 12-10-5 | 4-3-3 | DNP | 0-7-2 | 8-2-0 | 18-5-0 | 0-2-0 | DNP | 0-1-0 | 10-5-1 | DNP |
| Jan. 22 at Drexel | 0-1-0 | 3-3-3 | 4-2-2 | DNP | 9-5-2 | DNP | 19-1-5 | 12-6-0 | DNP | 2-0-0 | 9-3-1 | 0-0-0 |
| Jan. 24 vs William & Mary | DNP | 19-7-4 | 10-7-5 | DNP | 11-5-3 | 2-0-1 | 21-2-0 | 0-1-0 | DNP | DNP | 7-1-2 | DNP |
| Jan. 26 at UNC Wilmington | 0-0-0 | 20-8-6 | 4-2-0 | DNP | 17-6-4 | 4-3-2 | 14-1-2 | 4-3-1 | DNP | DNP | 7-3-0 | DNP |
| Jan. 29 vs Georgia State | 0-0-0 | 22-8-4 | 7-2-0 | DNP | 14-4-5 | 2-1-2 | 15-6-4 | 0-0-0 | DNP | 0-2-0 | 10-8-0 | DNP |
| Feb. 2 vs VCU | DNP | 26-4-5 | 8-2-3 | DNP | 23-6-5 | 9-2-6 | 15-3-2 | 4-2-1 | DNP | 0-0-0 | 6-5-2 | DNP |
| Feb. 5 at Hofstra | DNP | 21-6-2 | 13-7-3 | DNP | 10-5-8 | 5-0-3 | 14-4-3 | DNP | DNP | 0-0-0 | 12-6-1 | DNP |
| Feb. 9 vs Towson | 0-1-0 | 21-5-6 | 7-5-0 | DNP | 16-3-4 | 6-1-1 | 13-2-4 | 2-2-1 | DNP | 0-1-0 | 17-3-0 | DNP |
| Feb. 12 at Georgia State | DNP | 15-7-2 | 2-3-1 | DNP | 24-2-2 | 5-0-1 | 10-5-5 | 10-2-0 | DNP | DNP | 5-5-0 | DNP |
| Feb. 15 vs Delaware | | | | | | | | | | | | |
| Feb. 19 at UNC Asheville | | | | | | | | | | | | |
| Feb. 24 at George Mason | | | | | | | | | | | | |
| Feb. 25 vs UNC Wilmington | | | | | | | | | | | | |
| March 4 vs TBA | | | | | | | | | | | | |

GAME • BY • GAME BOX SCORES

BU **Game 1** **N**
November 12, 2010 • Boston, Mass. (Matthews Arena)

N **Game 2** **SIU**
November 16, 2010 • Carbondale, Ill. (SIU Arena)

Boston University 64 • 0-1

| # | Player | Total | | | 3-Ptr | | | Rebounds | | | PF | TP | A | TO | Blk | Stl | Min |
|--------|-----------------|-------|-------|------|-------|-----|-----|----------|----|----|----|----|---|----|-----|-----|-----|
| | | FG | FGA | FT | FTA | Off | Def | Tot | | | | | | | | | |
| 21 | O'Brien, Jake | f | 5-12 | 1-5 | 0-0 | 3 | 5 | 8 | 2 | 11 | 1 | 2 | 2 | 2 | 37 | | |
| 23 | Holland, John | f | 8-14 | 3-6 | 6-7 | 0 | 3 | 3 | 4 | 25 | 2 | 1 | 0 | 2 | 38 | | |
| 02 | Griffin, Matt | g | 2-4 | 1-3 | 0-0 | 0 | 0 | 0 | 0 | 5 | 0 | 2 | 0 | 0 | 21 | | |
| 13 | Irving, D.J. | g | 5-6 | 2-3 | 2-2 | 0 | 5 | 3 | 14 | 5 | 3 | 0 | 1 | 27 | | | |
| 25 | Hazel, Patrick | g | 1-2 | 0-0 | 0-2 | 1 | 1 | 2 | 2 | 0 | 1 | 1 | 0 | 28 | | | |
| 01 | Partin, Darryl | g | 3-8 | 0-2 | 1-2 | 0 | 1 | 1 | 4 | 7 | 1 | 3 | 2 | 0 | 27 | | |
| 05 | Terry Jr., Mike | g | 0-1 | 0-1 | 0-0 | 1 | 0 | 1 | 0 | 0 | 1 | 0 | 1 | 7 | | | |
| 15 | Morris, Dom | g | 0-3 | 0-2 | 0-0 | 0 | 3 | 3 | 2 | 0 | 1 | 0 | 0 | 0 | 15 | | |
| Team | | | | | | 2 | 3 | 5 | | | | | | | | | |
| Totals | | | 24-50 | 7-22 | 9-13 | 7 | 21 | 28 | 17 | 64 | 10 | 13 | 5 | 6 | 200 | | |

FG % 1st Half: 12-28 42.9% 2nd half: 12-22 54.5% Game: 24-50 48.0%
 3FG % 1st Half: 4-11 36.4% 2nd half: 3-11 27.3% Game: 7-22 31.8%
 FT % 1st Half: 1-2 50.0% 2nd half: 8-11 72.7% Game: 9-13 69.2%

Northeastern 66 • 1-0

| # | Player | Total | | | 3-Ptr | | | Rebounds | | | PF | TP | A | TO | Blk | Stl | Min |
|--------|----------------|-------|-------|------|-------|-----|-----|----------|----|----|----|----|---|----|-----|-----|-----|
| | | FG | FGA | FT | FTA | Off | Def | Tot | | | | | | | | | |
| 10 | Black,Kauri | f | 2-9 | 0-0 | 7-9 | 5 | 7 | 12 | 3 | 11 | 1 | 1 | 0 | 2 | 30 | | |
| 30 | Pierson,Ryan | f | 0-2 | 0-0 | 0-0 | 1 | 2 | 3 | 2 | 0 | 0 | 0 | 0 | 1 | 22 | | |
| 03 | Allen,Chaisson | g | 8-17 | 2-6 | 2-2 | 1 | 5 | 6 | 2 | 20 | 5 | 2 | 0 | 0 | 36 | | |
| 20 | Smith,Joel | g | 4-12 | 1-5 | 1-1 | 2 | 2 | 4 | 2 | 10 | 2 | 2 | 0 | 2 | 33 | | |
| 22 | Bigby,Alwayne | g | 2-5 | 1-1 | 2-3 | 1 | 1 | 2 | 2 | 7 | 1 | 1 | 0 | 1 | 32 | | |
| 11 | Lima,Vinny | g | 1-2 | 1-1 | 0-0 | 0 | 1 | 1 | 0 | 3 | 1 | 0 | 0 | 0 | 14 | | |
| 14 | Lee,Jonathan | g | 1-2 | 1-1 | 0-0 | 0 | 1 | 1 | 1 | 3 | 0 | 2 | 0 | 1 | 10 | | |
| 15 | Harris,Alex | g | 4-9 | 1-2 | 3-3 | 2 | 2 | 4 | 2 | 12 | 3 | 3 | 0 | 0 | 23 | | |
| Team | | | | | | 4 | 4 | 4 | | | | | | | | | |
| Totals | | | 22-58 | 7-16 | 15-18 | 16 | 21 | 37 | 14 | 66 | 13 | 12 | 0 | 7 | 200 | | |

FG % 1st Half: 15-32 46.9% 2nd half: 7-26 26.9% Game: 22-58 37.9%
 3FG % 1st Half: 6-13 46.2% 2nd half: 1-3 33.3% Game: 7-16 43.8%
 FT % 1st Half: 5-7 71.4% 2nd half: 10-11 90.9% Game: 15-18 83.3%

Officials: Matt O'Blas, Michael Berry, Matt Curtain
 Technical fouls: Boston University-None. Northeastern-None.
 Attendance: 3045

| Score by periods | 1st | 2nd | Total |
|-------------------|-----|-----|-------|
| Boston University | 29 | 35 | 64 |
| Northeastern | 41 | 25 | 66 |

| | In | Off | 2nd | Fast | Bench |
|--------|-------|-----|--------|-------|-------|
| Points | Paint | T/O | Chance | Break | |
| BU | 24 | 15 | 7 | 6 | 18 |
| NU | 18 | 12 | 17 | 7 | 18 |

Last FG - BU 2nd-00:00, NU 2nd-02:25.
 Largest lead - BU by 5 1st-17:21, NU by 13 2nd-09:45.

Score tied - 2 times.
 Lead changed - 2 times.

Northeastern 63 • 2-0

| # | Player | Total | | | 3-Ptr | | | Rebounds | | | PF | TP | A | TO | Blk | Stl | Min |
|--------|--------------------|-------|-------|------|-------|-----|-----|----------|----|----|----|----|---|----|-----|-----|-----|
| | | FG | FGA | FT | FTA | Off | Def | Tot | | | | | | | | | |
| 10 | Black,Kauri | f | 4-6 | 0-0 | 1-3 | 1 | 1 | 2 | 5 | 9 | 2 | 1 | 1 | 0 | 29 | | |
| 30 | Pierson,Ryan | f | 0-4 | 0-0 | 0-0 | 1 | 0 | 1 | 3 | 0 | 0 | 1 | 0 | 0 | 18 | | |
| 03 | Allen,Chaisson | g | 5-14 | 1-2 | 1-3 | 1 | 9 | 10 | 4 | 12 | 1 | 3 | 0 | 4 | 32 | | |
| 20 | Smith,Joel | g | 5-11 | 4-8 | 5-6 | 0 | 2 | 2 | 1 | 19 | 3 | 1 | 0 | 1 | 44 | | |
| 22 | Bigby,Alwayne | g | 3-5 | 0-0 | 1-3 | 2 | 6 | 8 | 5 | 7 | 3 | 4 | 0 | 1 | 30 | | |
| 11 | Lima,Vinny | g | 0-2 | 0-1 | 0-0 | 0 | 0 | 0 | 1 | 0 | 0 | 0 | 0 | 0 | 6 | | |
| 14 | Lee,Jonathan | g | 1-6 | 1-2 | 5-6 | 2 | 2 | 4 | 1 | 8 | 0 | 2 | 0 | 1 | 23 | | |
| 15 | Harris,Alex | g | 4-10 | 0-3 | 0-0 | 1 | 1 | 2 | 2 | 8 | 3 | 2 | 0 | 1 | 37 | | |
| 21 | Marshavelski,Dinko | g | 0-2 | 0-0 | 0-0 | 0 | 0 | 0 | 0 | 0 | 1 | 0 | 0 | 0 | 6 | | |
| Team | | | | | | 3 | 1 | 4 | | | | | | | | | |
| Totals | | | 22-60 | 6-16 | 13-21 | 11 | 22 | 33 | 22 | 63 | 13 | 15 | 1 | 8 | 225 | | |

FG % 1st Half: 9-27 33.3% 2nd half: 12-26 46.2% OT: 1-7 14.3% Game: 22-60 36.7%
 3FG % 1st Half: 2-5 40.0% 2nd half: 4-10 40.0% OT: 0-1 0.0% Game: 6-16 37.5%
 FT % 1st Half: 7-10 70.0% 2nd half: 5-9 55.6% OT: 1-2 50.0% Game: 13-21 61.9%

Southern Illinois 62 • 0-2

| # | Player | Total | | | 3-Ptr | | | Rebounds | | | PF | TP | A | TO | Blk | Stl | Min |
|--------|---------------------|-------|-------|------|-------|-----|-----|----------|----|----|----|----|---|----|-----|-----|-----|
| | | FG | FGA | FT | FTA | Off | Def | Tot | | | | | | | | | |
| 30 | Carlton Fay | f | 3-7 | 0-2 | 3-4 | 0 | 6 | 6 | 2 | 9 | 2 | 5 | 0 | 0 | 34 | | |
| 21 | Gene Teague | c | 4-9 | 0-0 | 5-9 | 3 | 8 | 11 | 3 | 13 | 1 | 5 | 3 | 0 | 35 | | |
| 02 | Kendal Brown-Surles | g | 0-1 | 0-0 | 0-1 | 0 | 0 | 0 | 3 | 0 | 2 | 2 | 0 | 0 | 19 | | |
| 23 | Justin Bocot | g | 2-6 | 1-2 | 2-2 | 0 | 5 | 5 | 1 | 7 | 1 | 3 | 0 | 0 | 23 | | |
| 34 | John Freeman | g | 5-6 | 1-1 | 2-2 | 2 | 3 | 5 | 1 | 13 | 4 | 4 | 0 | 0 | 38 | | |
| 00 | Mamadou Seck | g | 2-5 | 0-0 | 0-0 | 2 | 4 | 6 | 3 | 4 | 1 | 0 | 0 | 0 | 13 | | |
| 03 | Mykel Cleveland | g | 1-3 | 0-0 | 0-2 | 0 | 2 | 2 | 4 | 2 | 0 | 1 | 0 | 0 | 19 | | |
| 11 | Troy Long | g | 1-5 | 1-4 | 0-0 | 0 | 0 | 0 | 2 | 3 | 0 | 0 | 0 | 1 | 22 | | |
| 12 | Nate Mitchell | g | 0-0 | 0-0 | 0-0 | 0 | 0 | 0 | 0 | 0 | 0 | 0 | 0 | 0 | 2 | | |
| 15 | Jack Crowder | g | 3-5 | 0-1 | 3-3 | 2 | 1 | 3 | 0 | 9 | 0 | 2 | 0 | 0 | 15 | | |
| 40 | Jordan Myers | g | 0-0 | 0-0 | 0-0 | 0 | 0 | 0 | 0 | 1 | 0 | 1 | 0 | 0 | 1 | | |
| 44 | Davante Drinkard | g | 1-2 | 0-0 | 0-0 | 0 | 0 | 0 | 0 | 2 | 0 | 0 | 0 | 0 | 4 | | |
| Team | | | | | | 0 | 2 | 2 | | | | | | | | | |
| Totals | | | 22-49 | 3-10 | 15-23 | 9 | 31 | 40 | 20 | 62 | 11 | 23 | 3 | 1 | 225 | | |

FG % 1st Half: 11-21 52.4% 2nd half: 10-25 40.0% OT: 1-3 33.3% Game: 22-49 44.9%
 3FG % 1st Half: 2-4 50.0% 2nd half: 1-6 16.7% OT: 0-0 0.0% Game: 3-10 30.0%
 FT % 1st Half: 9-11 81.8% 2nd half: 6-10 60.0% OT: 0-2 0.0% Game: 15-23 65.2%

Officials: Zeltan Steed, Rick Randall, Kip Kissinger
 Technical fouls: Northeastern-Smith,Joel. Southern Illinois-Mamadou Seck.
 Attendance: 4054

| Score by periods | 1st | 2nd | OT | Total |
|-------------------|-----|-----|----|-------|
| Northeastern | 27 | 33 | 3 | 63 |
| Southern Illinois | 33 | 27 | 2 | 62 |

| | In | Off | 2nd | Fast | Bench |
|--------|-------|-----|--------|-------|-------|
| Points | Paint | T/O | Chance | Break | |
| NU | 28 | 20 | 9 | 0 | 16 |
| SIU | 32 | 6 | 14 | 0 | 20 |

Last FG - NU OT-03:40, SIU OT-01:39.
 Largest lead - NU by 6 2nd-08:17, SIU by 10 2nd-18:28.

Score tied - 10 times.
 Lead changed - 9 times.

BU **Game 3** **N**
November 20, 2010 • Boston, Mass. (Matthews Arena)

N **Game 4** **U**
November 27, 2010 • Logan, Utah (Smith Spectrum)

Siena 84 • 1-2

| # | Player | Total | | | 3-Ptr | | | Rebounds | | | PF | TP | A | TO | Blk | Stl | Min |
|--------|--------------------|-------|-------|------|-------|-----|-----|----------|----|----|----|----|---|----|-----|-----|-----|
| | | FG | FGA | FT | FTA | Off | Def | Tot | | | | | | | | | |
| 01 | Anosike, OD | f | 5-7 | 0-0 | 1-1 | 0 | 3 | 3 | 4 | 11 | 0 | 3 | 1 | 1 | 22 | | |
| 2 | Rossiter, Ryan | f | 9-15 | 0-0 | 10-13 | 4 | 11 | 15 | 2 | 28 | 1 | 2 | 3 | 3 | 36 | | |
| 1 | Wignot, Owen | f | 2-4 | 2-3 | 0-0 | 0 | 3 | 3 | 4 | 6 | 3 | 1 | 1 | 2 | 36 | | |
| 12 | Brookins, Rakeem | g | 0-4 | 0-1 | 4-6 | 0 | 0 | 0 | 3 | 4 | 5 | 5 | 0 | 2 | 27 | | |
| 13 | Jackson, Clarence | g | 9-13 | 3-5 | 3-3 | 1 | 2 | 3 | 1 | 24 | 3 | 5 | 0 | 0 | 33 | | |
| 00 | Walters, Brandon | g | 0-0 | 0-0 | 0-0 | 0 | 0 | 0 | 0 | 0 | 0 | 0 | 1 | 0 | 2 | | |
| 02 | Burdine, Trenity | g | 0-0 | 0-0 | 0-0 | 0 | 0 | 0 | 0 | 2 | 0 | 1 | 0 | 0 | 5 | | |
| 05 | Griffin, Kyle | g | 1-1 | 0-0 | 2-2 | 1 | 2 | 3 | 1 | 4 | 4 | 2 | 0 | 0 | 18 | | |
| 21 | Martens, Davis | g | 3-6 | 1-1 | 0-0 | 2 | 1 | 3 | 0 | 7 | 0 | 0 | 0 | 1 | 17 | | |
| 32 | Breedren, Jonathan | g | 0-1 | 0-0 | 0-0 | 0 | 0 | 0 | 0 | 0 | 0 | 1 | 0 | 0 | 2 | | |
| 43 | Priestley, Steven | g | 0-0 | 0-0 | 0-0 | 0 | 0 | 0 | 0 | 0 | 0 | 0 | 0 | 0 | 2 | | |
| Team | | | | | | 2 | 5 | 7 | | | | | | | | | |
| Totals | | | 29-51 | 6-10 | 20-25 | 10 | 27 | 37 | 17 | 84 | 16 | 20 | 6 | 9 | 200 | | |

FG % 1st Half: 16-32 50.0% 2nd half: 13-19 68.4% Game: 29-51 56.9%
 3FG % 1st Half: 3-6 50.0% 2nd half: 6-10 60.0% Game: 6-10 60.0%
 FT % 1st Half: 4-4 100.0% 2nd half: 16-21 76.2% Game: 20-25 80.0%

Northeastern 68 • 2-1

| # | Player | Total | | | 3-Ptr | | | Rebounds | | | PF | TP | A | TO | Blk | Stl | Min |
|----|----------------|-------|------|-----|-------|-----|-----|----------|---|----|----|----|---|----|-----|-----|-----|
| | | FG | FGA | FT | FTA | Off | Def | Tot | | | | | | | | | |
| 10 | Black,Kauri | f | 2-6 | 0-0 | 6-6 | 1 | 1 | 2 | 4 | 10 | 0 | 2 | 0 | 2 | 24 | | |
| 30 | Pierson,Ryan | f | 2-3 | 0-0 | 1-2 | 2 | 1 | 3 | 0 | 5 | 0 | 0 | 0 | 0 | 15 | | |
| 03 | Allen,Chaisson | g | 6-12 | 5-9 | 1-2 | 0 | 2 | 2 | 1 | 18 | 5 | 0 | 0 | 2 | 36 | | |
| 20 | Smith,Joel | g | 2-12 | 0-6 | 0-0 | 2 | 0 | 2 | 1 | 4 | 3 | 2 | 0 | 0 | 26 | | |
| 22 | Bigby,Alwayne | g | 2-4 | 0-2 | | | | | | | | | | | | | |

GAME • BY • GAME BOX SCORES

N **Game 5**  **December 1, 2010 • Providence, R.I. (Dunkin' Donuts Center)**

 **Game 6** **N** **December 4, 2010 • Boston, Mass. (TD Garden)**

Northeastern 72 • 2-3

| # | Player | F | Total | | | 3-Ptr | | | Rebounds | | | PF | TP | A | TO | Blk | Stl | Min |
|---------------|--------------------|---|--------------|-------------|-------------|-----------|-----------|-----------|-----------|-----------|-----------|----------|----------|-----------|------------|-----|-----|-----|
| | | | FG-FGA | FG-FGA | FT-FTA | Off | Def | Tot | Off | Def | Tot | | | | | | | |
| 10 | Black,Kauri | f | 4-8 | 0-0 | 0-0 | 2 | 0 | 2 | 5 | 8 | 4 | 0 | 1 | 2 | 25 | | | |
| 22 | Bigby,Alwayne | f | 3-11 | 0-2 | 0-0 | 2 | 2 | 4 | 4 | 6 | 5 | 2 | 0 | 2 | 32 | | | |
| 30 | Pierson,Ryan | c | 2-3 | 0-0 | 2-2 | 0 | 2 | 2 | 0 | 6 | 1 | 2 | 0 | 0 | 20 | | | |
| 03 | Allen,Chaisson | g | 9-16 | 2-6 | 4-7 | 2 | 3 | 5 | 3 | 24 | 1 | 2 | 0 | 1 | 38 | | | |
| 20 | Smith,Joel | g | 5-11 | 3-6 | 2-2 | 1 | 0 | 1 | 3 | 15 | 1 | 2 | 0 | 3 | 29 | | | |
| 11 | Lima,Vinny | g | 0-3 | 0-1 | 0-0 | 1 | 1 | 2 | 1 | 0 | 1 | 0 | 0 | 0 | 5 | | | |
| 14 | Lee,Jonathan | g | 0-4 | 0-2 | 0-0 | 0 | 0 | 0 | 0 | 0 | 1 | 0 | 0 | 0 | 11 | | | |
| 15 | Harris,Alex | g | 5-7 | 1-1 | 0-0 | 2 | 2 | 4 | 1 | 11 | 1 | 0 | 0 | 3 | 17 | | | |
| 21 | Marshavelski,Dinko | g | 0-0 | 0-0 | 0-0 | 0 | 0 | 0 | 0 | 0 | 0 | 0 | 2 | 0 | 5 | | | |
| 25 | Bates,Alex | g | 1-2 | 0-0 | 0-0 | 0 | 3 | 3 | 1 | 2 | 0 | 0 | 2 | 0 | 18 | | | |
| | Team | | | | | 2 | 2 | 4 | | | | | | | | | | |
| Totals | | | 29-65 | 6-18 | 8-11 | 12 | 15 | 27 | 18 | 72 | 15 | 8 | 5 | 11 | 200 | | | |

FG % 1st Half: 16-32 50.0% 2nd half: 13-33 39.4% Game: 29-65 44.6%
 3FG % 1st Half: 3-9 33.3% 2nd half: 3-9 33.3% Game: 6-18 33.3%
 FT % 1st Half: 2-2 100.0% 2nd half: 6-9 66.7% Game: 8-11 72.7%

Deadball Rebounds 0,1

Providence 77 • 7-1

| # | Player | F | Total | | | 3-Ptr | | | Rebounds | | | PF | TP | A | TO | Blk | Stl | Min |
|---------------|------------------|---|--------------|-------------|--------------|-----------|-----------|-----------|-----------|-----------|-----------|-----------|-----------|----------|------------|-----|-----|-----|
| | | | FG-FGA | FG-FGA | FT-FTA | Off | Def | Tot | Off | Def | Tot | | | | | | | |
| 01 | MONDY, Duke | f | 2-3 | 1-2 | 4-5 | 4 | 2 | 6 | 1 | 9 | 1 | 2 | 0 | 1 | 26 | | | |
| 02 | BROOKS, Marshon | f | 7-13 | 3-5 | 10-12 | 1 | 7 | 8 | 2 | 27 | 3 | 5 | 3 | 0 | 38 | | | |
| 04 | EVANS, Dre | g | 0-0 | 0-0 | 0-0 | 0 | 1 | 1 | 0 | 0 | 0 | 0 | 0 | 0 | 9 | | | |
| 10 | BATTS, Kadeem | g | 2-4 | 0-0 | 0-0 | 3 | 1 | 4 | 1 | 4 | 0 | 1 | 0 | 0 | 14 | | | |
| 11 | GIPLAYE, Ron | g | 0-0 | 0-0 | 0-0 | 0 | 0 | 0 | 1 | 0 | 0 | 0 | 0 | 0 | 4 | | | |
| 12 | COLEMAN, Gerard | g | 3-10 | 0-2 | 2-3 | 1 | 1 | 2 | 2 | 8 | 0 | 1 | 0 | 0 | 30 | | | |
| 21 | GOLDSBROUGH, Lee | g | 0-0 | 0-0 | 0-0 | 0 | 0 | 0 | 0 | 0 | 0 | 0 | 0 | 0 | 2 | | | |
| 25 | COTTON, Bryce | g | 0-1 | 0-1 | 0-0 | 0 | 2 | 2 | 1 | 0 | 0 | 0 | 0 | 1 | 9 | | | |
| 32 | COUNCIL, Vincent | g | 7-18 | 1-2 | 0-1 | 4 | 4 | 8 | 3 | 15 | 6 | 5 | 2 | 3 | 35 | | | |
| 42 | DIXON, Bilal | g | 7-13 | 0-0 | 0-0 | 6 | 6 | 12 | 1 | 14 | 0 | 1 | 5 | 1 | 31 | | | |
| 55 | HALL, Ray | g | 0-0 | 0-0 | 0-0 | 0 | 0 | 0 | 0 | 0 | 0 | 0 | 0 | 0 | 2 | | | |
| | Team | | | | | 2 | 2 | 4 | | | | | | | | | | |
| Totals | | | 28-62 | 5-12 | 16-21 | 21 | 26 | 47 | 12 | 77 | 10 | 15 | 10 | 6 | 200 | | | |

FG % 1st Half: 15-37 40.5% 2nd half: 13-25 52.0% Game: 28-62 45.2%
 3FG % 1st Half: 2-6 33.3% 2nd half: 3-6 50.0% Game: 5-12 41.7%
 FT % 1st Half: 3-6 50.0% 2nd half: 13-15 86.7% Game: 16-21 76.2%

Deadball Rebounds 2,1

Officials: Tim Higgins, Evon Burroughs, Wally Rutecki
 Technical fouls: Northeastern-None. Providence-None.
 Attendance: 4828

| Score by periods | 1st | 2nd | Total |
|------------------|-----|-----|-------|
| Northeastern | 37 | 35 | 72 |
| Providence | 35 | 42 | 77 |

Last FG - NU 2nd-00:01, PC 2nd-01:19.
 Largest lead - NU by 11 1st-12:26, PC by 9 2nd-05:28.

| | In | Off | 2nd | Fast | Bench |
|--------|-------|-----|--------|-------|-------|
| Points | Paint | T/O | Chance | Break | |
| NU | 34 | 14 | 16 | 6 | 13 |
| PC | 44 | 12 | 19 | 8 | 77 |

Score tied - 4 times.
 Lead changed - 3 times.

Drexel 63 • 5-1 (1-0 CAA)

| # | Player | F | Total | | | 3-Ptr | | | Rebounds | | | PF | TP | A | TO | Blk | Stl | Min |
|---------------|------------------|---|--------------|-------------|-------------|-----------|-----------|-----------|-----------|-----------|-----------|----------|----------|----------|------------|-----|-----|-----|
| | | | FG-FGA | FG-FGA | FT-FTA | Off | Def | Tot | Off | Def | Tot | | | | | | | |
| 44 | McCoy, Darryl | f | 3-6 | 0-0 | 0-0 | 5 | 3 | 8 | 4 | 6 | 0 | 0 | 2 | 1 | 0 | 19 | | |
| 45 | Givens, Samme | f | 2-8 | 0-0 | 2-4 | 3 | 6 | 9 | 3 | 6 | 1 | 2 | 0 | 0 | 32 | | | |
| 04 | Massenet, Frantz | g | 2-6 | 0-1 | 0-0 | 0 | 1 | 1 | 2 | 4 | 4 | 1 | 1 | 0 | 33 | | | |
| 11 | Colds, Gerald | g | 5-12 | 1-2 | 3-5 | 1 | 0 | 1 | 1 | 14 | 1 | 2 | 0 | 0 | 35 | | | |
| 32 | Thomas, Derrick | g | 1-3 | 0-0 | 0-0 | 0 | 0 | 0 | 0 | 2 | 3 | 1 | 0 | 0 | 15 | | | |
| 01 | Formbor, Yannick | g | 0-0 | 0-0 | 0-0 | 0 | 0 | 0 | 1 | 0 | 0 | 0 | 0 | 0 | 9 | | | |
| 03 | Fouch, Chris | g | 9-19 | 5-9 | 4-4 | 1 | 2 | 3 | 2 | 27 | 1 | 1 | 1 | 1 | 36 | | | |
| 35 | Ruffin, Dartay | g | 2-7 | 0-0 | 0-0 | 2 | 5 | 7 | 2 | 4 | 0 | 2 | 2 | 2 | 21 | | | |
| | Team | | | | | 5 | 4 | 9 | | | | | | | | | | |
| Totals | | | 24-61 | 6-12 | 9-13 | 17 | 21 | 38 | 15 | 63 | 10 | 9 | 6 | 4 | 200 | | | |

FG % 1st Half: 14-32 43.8% 2nd half: 10-29 34.5% Game: 24-61 39.3%
 3FG % 1st Half: 3-6 50.0% 2nd half: 3-6 50.0% Game: 6-12 50.0%
 FT % 1st Half: 2-3 66.7% 2nd half: 7-10 70.0% Game: 9-13 69.2%

Deadball Rebounds 1

Northeastern 58 • 2-4 (0-1 CAA)

| # | Player | F | Total | | | 3-Ptr | | | Rebounds | | | PF | TP | A | TO | Blk | Stl | Min |
|---------------|--------------------|---|--------------|-------------|--------------|-----------|-----------|-----------|-----------|-----------|----------|-----------|----------|----------|------------|-----|-----|-----|
| | | | FG-FGA | FG-FGA | FT-FTA | Off | Def | Tot | Off | Def | Tot | | | | | | | |
| 10 | Black,Kauri | f | 1-6 | 0-0 | 0-0 | 1 | 4 | 5 | 2 | 2 | 0 | 2 | 1 | 0 | 26 | | | |
| 30 | Pierson,Ryan | f | 4-6 | 0-0 | 1-2 | 4 | 3 | 7 | 3 | 9 | 2 | 0 | 1 | 0 | 25 | | | |
| 03 | Allen,Chaisson | g | 7-19 | 2-6 | 3-4 | 3 | 7 | 10 | 3 | 19 | 3 | 2 | 1 | 3 | 38 | | | |
| 20 | Smith,Joel | g | 4-11 | 0-3 | 0-0 | 1 | 1 | 2 | 4 | 8 | 2 | 2 | 0 | 0 | 22 | | | |
| 22 | Bigby,Alwayne | g | 0-1 | 0-1 | 0-0 | 0 | 3 | 3 | 0 | 0 | 0 | 0 | 0 | 0 | 20 | | | |
| 11 | Lima,Vinny | g | 0-1 | 0-1 | 2-2 | 1 | 0 | 1 | 1 | 2 | 0 | 1 | 1 | 0 | 6 | | | |
| 14 | Lee,Jonathan | g | 3-4 | 0-1 | 2-2 | 0 | 3 | 3 | 1 | 8 | 0 | 1 | 0 | 0 | 18 | | | |
| 15 | Harris,Alex | g | 1-6 | 0-1 | 4-4 | 1 | 0 | 1 | 1 | 6 | 2 | 1 | 0 | 3 | 23 | | | |
| 21 | Marshavelski,Dinko | g | 0-0 | 0-0 | 0-0 | 0 | 0 | 0 | 0 | 0 | 0 | 0 | 0 | 0 | 2 | | | |
| 25 | Bates,Alex | g | 2-2 | 0-0 | 0-2 | 1 | 1 | 2 | 0 | 4 | 0 | 1 | 2 | 0 | 20 | | | |
| | Team | | | | | 2 | 2 | 4 | | | | | | | | | | |
| Totals | | | 22-56 | 2-13 | 12-16 | 14 | 24 | 38 | 15 | 58 | 9 | 10 | 6 | 6 | 200 | | | |

FG % 1st Half: 13-28 46.4% 2nd half: 9-28 32.1% Game: 22-56 39.3%
 3FG % 1st Half: 1-5 20.0% 2nd half: 1-8 12.5% Game: 2-13 15.4%
 FT % 1st Half: 4-8 50.0% 2nd half: 8-8 100.0% Game: 12-16 75.0%

Deadball Rebounds 2

Officials: William Humes, Tim Comer, Joe Demayo
 Technical fouls: Drexel-None. Northeastern-None.
 Attendance: 10642

| Score by periods | 1st | 2nd | Total |
|------------------|-----|-----|-------|
| Drexel | 33 | 30 | 63 |
| Northeastern | 31 | 27 | 58 |

Last FG - DREXEL 2nd-00:37, NU 2nd-00:15.
 Largest lead - DREXEL by 9 1st-09:17, NU by 4 1st-14:54.

| | In | Off | 2nd | Fast | Bench |
|--------|-------|-----|--------|-------|-------|
| Points | Paint | T/O | Chance | Break | |
| DREXEL | 28 | 9 | 11 | 4 | 31 |
| NU | 24 | 9 | 17 | 4 | 20 |

Score tied - 4 times.
 Lead changed - 3 times.

R **Game 7** **N** **December 8, 2010 • Boston, Mass. (Matthews Arena)**

Rhode Island 79 • 6-3

| # | Player | F | Total | | | 3-Ptr | | | Rebounds | | | PF | TP | A | TO | Blk | Stl | Min |
|---------------|------------------|---|--------------|-------------|--------------|-----------|-----------|-----------|-----------|-----------|----------|-----------|----------|----------|------------|-----|-----|-----|
| | | | FG-FGA | FG-FGA | FT-FTA | Off | Def | Tot | Off | Def | Tot | | | | | | | |
| 21 | JAMES, Delroy | f | 6-15 | 1-3 | 12-13 | 4 | 6 | 10 | 4 | 25 | 3 | 4 | 1 | 4 | 34 | | | |
| 23 | MALSEVIC, Nikola | f | 6-9 | 1-2 | 0-0 | 1 | 1 | 2 | 3 | 13 | 2 | 2 | 0 | 0 | 28 | | | |
| 02 | MARTELL, Will | c | 3-6 | 0-0 | 0-1 | 0 | 1 | 1 | 4 | 6 | 0 | 1 | 2 | 0 | 24 | | | |
| 05 | JONES, Marquis | g | 4-5 | 3-4 | 4-4 | 1 | 3 | 4 | 3 | 15 | 1 | 1 | 0 | 2 | 36 | | | |
| 10 | RICHMOND, Akeem | g | 3-8 | 0-3 | 0-0 | 1 | 2 | 3 | 2 | 6 | 1 | 1 | 0 | 0 | 25 | | | |
| 02 | EAVES, Ben | g | 1-3 | 0-1 | 4-4 | 1 | 6 | 7 | 3 | 6 | 1 | 0 | 0 | 0 | 16 | | | |
| 20 | WEST, Daniel | g | 0-2 | 0-1 | 6-8 | 0 | 1 | 1 | 3 | 6 | 1 | 1 | 0 | 1 | 20 | | | |
| 24 | BROOKS, Ryan | g | 0-1 | 0-0 | 0-0 | 1 | 0 | 1 | 0 | 0 | 0 | 0 | 0 | 0 | 11 | | | |
| 44 | MALHOIT, Anthony | g | 1-3 | 0-1 | 0-0 | 4 | 1 | 5 | 0 | 2 | 0 | 1 | 0 | 0 | 6 | | | |
| | Team | | | | | 0 | 1 | 1 | | | | | | | | | | |
| Totals | | | 24-52 | 5-15 | 26-30 | 13 | 22 | 35 | 22 | 79 | 9 | 11 | 3 | 7 | 200 | | | |

FG % 1st Half: 13-30 43.3% 2nd half: 11-22 50.0% Game: 24-52 46.2%
 3FG % 1st Half: 3-8 37.5% 2nd half: 2-7 28.6% Game: 5-15 33.3%
 FT % 1st Half: 11-13 84.6% 2nd half: 15-17 88.2% Game: 26-30 86.7%

Deadball Rebounds 2,1

Northeastern 67 • 2-5

| # | Player | F | Total | | | 3-Ptr | | | Rebounds | | | PF | TP | A | TO | Blk | Stl | Min |
|----|----------------|---|--------|--------|--------|-------|-----|-----|----------|-----|-----|----|----|---|----|-----|-----|-----|
| | | | FG-FGA | FG-FGA | FT-FTA | Off | Def | Tot | Off | Def | Tot | | | | | | | |
| 10 | Black,Kauri | f | 5-9 | 0-0 | 3-6 | 2 | 5 | 7 | 4 | 13 | 2 | 1 | 2 | 0 | 30 | | | |
| 30 | Pierson,Ryan | g | 4-5 | 0-0 | 2-2 | 1 | 2 | 3 | 4 | 10 | 0 | 1 | 0 | 0 | 23 | | | |
| 03 | Allen,Chaisson | g | 4-13 | 2-7 | 7-12 | 0 | 4 | 4 | 2 | 17 | | | | | | | | |

GAME • BY • GAME BOX SCORES

Game 9

December 23, 2010 • Cancun, Mexico (Poliforum Juarez)

Game 10

December 24, 2010 • Cancun, Mexico (Poliforum Juarez)

Northeastern 77 • 3-6

| # | Player | Total | | 3-Ptr | | Rebounds | | | PF | TP | A | TO | Blk | Stl | Min |
|--------|--------------------|--------|--------|--------|-------|----------|-----|----|----|----|----|----|-----|-----|-----|
| | | FG-FGA | FG-FGA | FT-FTA | Off | Def | Tot | | | | | | | | |
| 11 | Lima,Vinny | f | 2-8 | 1-4 | 4-5 | 1 | 2 | 3 | 4 | 9 | 1 | 1 | 0 | 0 | 24 |
| 30 | Pierson,Ryan | f | 7-14 | 0-0 | 5-5 | 3 | 4 | 7 | 4 | 19 | 1 | 1 | 0 | 1 | 38 |
| 03 | Allen,Chaisson | g | 6-11 | 3-3 | 3-6 | 1 | 7 | 8 | 1 | 18 | 4 | 2 | 0 | 2 | 38 |
| 15 | Harris,Alex | g | 5-8 | 2-3 | 2-2 | 0 | 4 | 4 | 3 | 14 | 5 | 3 | 0 | 2 | 36 |
| 20 | Smith,Joel | g | 0-0 | 0-0 | 0-0 | 0 | 1 | 1 | 0 | 0 | 0 | 0 | 0 | 0 | 3 |
| 01 | Avenant,Chris | g | 1-3 | 1-2 | 0-0 | 1 | 1 | 2 | 3 | 3 | 0 | 1 | 2 | 0 | 16 |
| 10 | Black,Kauri | g | 1-3 | 0-0 | 0-0 | 0 | 3 | 3 | 2 | 2 | 2 | 0 | 0 | 0 | 15 |
| 14 | Lee,Jonathan | g | 4-6 | 4-4 | 0-0 | 1 | 1 | 2 | 4 | 12 | 5 | 1 | 0 | 1 | 24 |
| 21 | Marshavelski,Dinko | g | 0-0 | 0-0 | 0-0 | 0 | 0 | 0 | 0 | 0 | 0 | 0 | 0 | 0 | 1 |
| 25 | Bates,Alex | g | 0-1 | 0-0 | 0-0 | 0 | 0 | 0 | 1 | 0 | 1 | 0 | 1 | 0 | 5 |
| Team | | | | | | 0 | 1 | 1 | | | | | | | |
| Totals | | | 26-54 | 11-18 | 14-18 | 7 | 24 | 31 | 22 | 77 | 19 | 9 | 3 | 6 | 200 |

FG % 1st Half: 18-33 54.5% 2nd half: 8-21 38.1% Game: 26-54 48.1%
 3FG % 1st Half: 9-12 75.0% 2nd half: 2-6 33.3% Game: 11-18 61.1%
 FT % 1st Half: 2-2 100.0% 2nd half: 12-16 75.0% Game: 14-18 77.8%

East Tennessee State 67 • 4-7

| # | Player | Total | | 3-Ptr | | Rebounds | | | PF | TP | A | TO | Blk | Stl | Min |
|--------|------------------|--------|--------|--------|-------|----------|-----|----|----|----|----|----|-----|-----|-----|
| | | FG-FGA | FG-FGA | FT-FTA | Off | Def | Tot | | | | | | | | |
| 01 | SMITH, Mike | g | 4-8 | 1-3 | 1-1 | 2 | 4 | 6 | 3 | 10 | 1 | 3 | 1 | 1 | 37 |
| 03 | TUBBS, Justin | g | 3-7 | 3-6 | 0-0 | 2 | 4 | 6 | 2 | 9 | 0 | 1 | 1 | 0 | 38 |
| 05 | COOLEY, Sheldon | g | 0-1 | 0-0 | 3-4 | 0 | 0 | 0 | 0 | 3 | 1 | 3 | 0 | 0 | 16 |
| 15 | JOHNSON, Anthony | g | 0-1 | 0-0 | 0-2 | 0 | 0 | 0 | 0 | 0 | 0 | 0 | 0 | 0 | 2 |
| 30 | WILLIAMS, Micah | g | 8-15 | 1-5 | 5-8 | 0 | 3 | 3 | 2 | 22 | 0 | 0 | 0 | 3 | 37 |
| 34 | PODERIS, Lukas | g | 1-3 | 0-0 | 0-1 | 1 | 1 | 2 | 1 | 2 | 0 | 0 | 1 | 0 | 10 |
| 41 | BROWN, Isiah | g | 1-6 | 0-0 | 4-6 | 2 | 3 | 5 | 4 | 6 | 0 | 2 | 0 | 2 | 25 |
| 43 | SOLLAZZO, Adam | g | 5-9 | 0-0 | 5-8 | 2 | 5 | 7 | 4 | 15 | 8 | 3 | 0 | 1 | 31 |
| 44 | WARD, J.C. | g | 0-0 | 0-0 | 0-0 | 0 | 2 | 2 | 0 | 0 | 0 | 0 | 0 | 0 | 4 |
| Team | | | | | | 2 | 1 | 3 | | | | | | | |
| Totals | | | 22-50 | 5-14 | 18-30 | 11 | 23 | 34 | 16 | 67 | 10 | 12 | 3 | 7 | 200 |

FG % 1st Half: 9-25 36.0% 2nd half: 13-25 52.0% Game: 22-50 44.0%
 3FG % 1st Half: 3-8 37.5% 2nd half: 2-6 33.3% Game: 5-14 35.7%
 FT % 1st Half: 8-15 53.3% 2nd half: 10-15 66.7% Game: 18-30 60.0%

Officials: Joe DeRosa, Don Daily, Mike Nance
 Technical fouls: Northeastern-None. East Tennessee State-None.
 Attendance: 582

| Score by periods | 1st | 2nd | Total |
|----------------------|-----|-----|-------|
| Northeastern | 47 | 30 | 77 |
| East Tennessee State | 29 | 38 | 67 |

Last FG - NU 2nd-01:15, ETSU 2nd-01:52.
 Largest lead - NU by 21 2nd-19:13, ETSU None.

| Points | In | Off | 2nd | Fast | Bench |
|--------|----|-----|-----|------|-------|
| NU | 22 | 9 | 6 | 4 | 17 |
| ETSU | 34 | 11 | 5 | 11 | 67 |

Score tied - 0 times.
 Lead changed - 0 times.

Northeastern 86 • 4-6

| # | Player | Total | | 3-Ptr | | Rebounds | | | PF | TP | A | TO | Blk | Stl | Min |
|--------|----------------|--------|--------|--------|-------|----------|-----|----|----|----|----|----|-----|-----|-----|
| | | FG-FGA | FG-FGA | FT-FTA | Off | Def | Tot | | | | | | | | |
| 11 | Lima,Vinny | f | 3-7 | 0-1 | 0-0 | 0 | 1 | 1 | 2 | 1 | 0 | 0 | 0 | 0 | 15 |
| 30 | Pierson,Ryan | f | 7-10 | 0-0 | 3-5 | 2 | 2 | 4 | 4 | 17 | 2 | 1 | 1 | 0 | 38 |
| 03 | Allen,Chaisson | g | 4-9 | 2-3 | 8-10 | 2 | 2 | 4 | 2 | 18 | 2 | 2 | 0 | 6 | 38 |
| 14 | Lee,Jonathan | g | 7-8 | 0-1 | 8-12 | 2 | 3 | 5 | 3 | 22 | 4 | 6 | 0 | 2 | 38 |
| 15 | Harris,Alex | g | 1-3 | 0-1 | 0-0 | 0 | 1 | 1 | 4 | 2 | 1 | 0 | 0 | 0 | 23 |
| 01 | Avenant,Chris | g | 2-3 | 1-2 | 0-0 | 0 | 0 | 0 | 4 | 5 | 0 | 1 | 0 | 0 | 19 |
| 10 | Black,Kauri | g | 0-1 | 0-0 | 0-0 | 0 | 0 | 0 | 0 | 0 | 0 | 0 | 0 | 0 | 3 |
| 20 | Smith,Joel | g | 4-6 | 2-4 | 6-7 | 0 | 2 | 2 | 1 | 16 | 1 | 1 | 0 | 0 | 24 |
| 25 | Bates,Alex | g | 0-1 | 0-0 | 0-0 | 0 | 0 | 0 | 1 | 0 | 0 | 1 | 0 | 0 | 2 |
| Team | | | | | | 0 | 2 | 2 | | | | | | | |
| Totals | | | 28-48 | 5-12 | 25-34 | 7 | 13 | 20 | 20 | 86 | 11 | 12 | 1 | 8 | 200 |

FG % 1st Half: 15-28 53.6% 2nd half: 13-20 65.0% Game: 28-48 58.3%
 3FG % 1st Half: 2-6 33.3% 2nd half: 3-6 50.0% Game: 5-12 41.7%
 FT % 1st Half: 2-3 66.7% 2nd half: 23-31 74.2% Game: 25-34 73.5%

Texas State 78 • 3-9

| # | Player | Total | | 3-Ptr | | Rebounds | | | PF | TP | A | TO | Blk | Stl | Min |
|--------|------------------|--------|--------|--------|-------|----------|-----|----|----|----|---|----|-----|-----|-----|
| | | FG-FGA | FG-FGA | FT-FTA | Off | Def | Tot | | | | | | | | |
| 00 | Rogers, Stevie | g | 1-1 | 0-0 | 0-0 | 0 | 1 | 1 | 0 | 2 | 0 | 1 | 0 | 0 | 10 |
| 01 | White, Ryan | g | 4-8 | 2-4 | 3-4 | 1 | 4 | 5 | 2 | 13 | 4 | 7 | 0 | 2 | 33 |
| 02 | Stewart, A.J. | g | 0-0 | 0-0 | 0-0 | 0 | 0 | 0 | 0 | 0 | 0 | 0 | 0 | 0 | 0 |
| 05 | Bowman, John | g | 0-0 | 0-0 | 1-2 | 0 | 2 | 2 | 5 | 1 | 1 | 1 | 0 | 0 | 22 |
| 10 | Segura, Uriel | g | 0-1 | 0-0 | 0-0 | 0 | 2 | 2 | 3 | 0 | 1 | 1 | 0 | 1 | 12 |
| 11 | Rios, Eddie | g | 2-7 | 2-6 | 0-0 | 1 | 3 | 4 | 2 | 6 | 2 | 0 | 0 | 0 | 30 |
| 15 | Jones, Travis | g | 5-5 | 1-1 | 0-1 | 1 | 0 | 1 | 4 | 11 | 0 | 0 | 0 | 0 | 16 |
| 20 | Conley, J.B. | g | 4-6 | 0-1 | 3-4 | 1 | 1 | 2 | 1 | 11 | 0 | 0 | 0 | 1 | 10 |
| 21 | Staff, Matt | g | 3-4 | 3-3 | 2-2 | 1 | 1 | 2 | 0 | 11 | 1 | 2 | 0 | 1 | 19 |
| 22 | Bishop, Tony | g | 2-2 | 0-0 | 2-3 | 1 | 2 | 3 | 1 | 6 | 0 | 0 | 2 | 0 | 12 |
| 23 | Johnson, Cameron | g | 0-3 | 0-0 | 3-5 | 1 | 0 | 1 | 5 | 3 | 0 | 4 | 0 | 1 | 20 |
| 30 | Sloan, Jonathan | g | 6-6 | 0-0 | 2-2 | 2 | 1 | 3 | 2 | 14 | 0 | 0 | 1 | 2 | 16 |
| Team | | | | | | 0 | 0 | 0 | | | | | | | |
| Totals | | | 27-43 | 8-15 | 16-23 | 9 | 17 | 26 | 25 | 78 | 9 | 16 | 3 | 8 | 200 |

FG % 1st Half: 17-25 68.0% 2nd half: 10-18 55.6% Game: 27-43 62.8%
 3FG % 1st Half: 7-10 70.0% 2nd half: 1-5 20.0% Game: 8-15 53.3%
 FT % 1st Half: 7-9 77.8% 2nd half: 9-14 64.3% Game: 16-23 69.6%

Officials: Tom Eades, Duke Edsall, Steve Pyatt
 Technical fouls: Northeastern-None. Texas State-TEAM.
 Attendance: 548

| Score by periods | 1st | 2nd | Total |
|------------------|-----|-----|-------|
| Northeastern | 34 | 52 | 86 |
| Texas State | 48 | 30 | 78 |

Last FG - NU 2nd-01:24, TXST 2nd-00:22.
 Largest lead - NU by 8 2nd-00:17, TXST by 17 2nd-16:12.

| Points | In | Off | 2nd | Fast | Bench |
|--------|----|-----|-----|------|-------|
| NU | 36 | 22 | 9 | 0 | 21 |
| TXST | 34 | 14 | 11 | 6 | 78 |

Score tied - 1 time.
 Lead changed - 5 times.

Game 11

December 29, 2010 • Orlando, Fla. (UCF Arena)

Game 12

December 30, 2010 • Orlando, Fla. (UCF Arena)

Northeastern 63 • 4-7

| # | Player | Total | | 3-Ptr | | Rebounds | | | PF | TP | A | TO | Blk | Stl | Min |
|--------|--------------------|--------|--------|--------|------|----------|-----|----|----|----|----|----|-----|-----|-----|
| | | FG-FGA | FG-FGA | FT-FTA | Off | Def | Tot | | | | | | | | |
| 11 | Lima,Vinny | f | 3-8 | 0-1 | 0-0 | 1 | 4 | 5 | 3 | 6 | 1 | 0 | 0 | 0 | 18 |
| 30 | Pierson,Ryan | f | 2-8 | 0-0 | 2-2 | 0 | 2 | 2 | 5 | 6 | 1 | 4 | 2 | 0 | 21 |
| 03 | Allen,Chaisson | g | 7-15 | 3-7 | 2-4 | 1 | 5 | 6 | 3 | 19 | 1 | 2 | 0 | 3 | 38 |
| 14 | Lee,Jonathan | g | 2-6 | 0-0 | 0-0 | 0 | 3 | 3 | 2 | 4 | 5 | 2 | 1 | 1 | 29 |
| 15 | Harris,Alex | g | 4-9 | 0-3 | 3-4 | 2 | 2 | 4 | 1 | 11 | 2 | 0 | 1 | 1 | 31 |
| 01 | Avenant,Chris | g | 0-0 | 0-0 | 0-0 | 0 | 0 | 0 | 1 | 0 | 0 | 0 | 0 | 0 | 1 |
| 10 | Black,Kauri | g | 3-4 | 0-0 | 0-0 | 2 | 2 | 4 | 4 | 6 | 0 | 1 | 0 | 2 | 27 |
| 20 | Smith,Joel | g | 2-6 | 1-3 | 2-2 | 2 | 3 | 5 | 0 | 7 | 1 | 3 | 1 | 0 | 26 |
| 21 | Marshavelski,Dinko | g | 2-3 | 0-0 | 0-0 | 0 | 0 | 0 | 1 | 4 | 0 | 0 | 0 | 1 | 9 |
| Team | | | | | | 2 | 2 | 4 | | | | | | | |
| Totals | | | 25-59 | 4-14 | 9-12 | 10 | 23 | 33 | 20 | 63 | 11 | 12 | 5 | 10 | 200 |

FG % 1st Half: 11-32 34.4% 2nd half: 14-27 51.9% Game: 25-59 42.4%
 3FG % 1st Half: 2-9 22.2% 2nd half: 2-5 40.0% Game: 4-14 28.6%
 FT % 1st Half: 1-2 50.0% 2nd half: 8-10 80.0% Game: 9-12 75.0%

Princeton 65 • 10-3

| # | Player | Total | | 3-Ptr | | Rebounds | | | PF | TP | A | TO | Blk | Stl | Min |
|--------|-------------------|--------|--------|--------|------|----------|-----|----|----|----|----|----|-----|-----|-----|
| | | FG-FGA | FG-FGA | FT-FTA | Off | Def | Tot | | | | | | | | |
| 22 | Saunders, Patrick | f | 4-5 | 2-2 | 0-0 | 1 | 5 | 6 | 3 | 10 | 1 | 0 | 1 | 1 | 33 |
| 34 | Hummer, Ian | f | 4-9 | 0-0 | 2-4 | 1 | 4 | 5 | 0 | 10 | 2 | 2 | 1 | 1 | 27 |
| 44 | Connolly, Brendan | c | 0-1 | 0-0 | 0-0 | 0 | 3 | 3 | 2 | 0 | 0 | 0 | 0 | 0 | 10 |
| 20 | Davis, Douglas | g | 3-9 | 3-5 | 0-0 | 0 | 1 | 1 | 3 | 9 | 2 | 2 | 0 | 0 | 35 |
| 33 | Mavraides, Dan | g | 5-11 | 1-4 | 2-5 | 1 | 4 | 5 | 4 | 13 | 3 | 4 | 0 | 2 | 27 |
| 02 | Maddox, Kareem | g | 8-11 | 0-0 | 3-6 | 3 | 4 | 7 | 1 | 19 | 1 | 4 | 1 | 0 | 31 |
| 01 | Shurburne, Jimmy | g | 0-0 | 0-0 | 0-0 | 0 | 0 | 0 | 0 | 0 | 0 | 0 | 0 | 0 | 0 |
| 05 | Bray, T.J. | g | 0-1 | 0-1 | 1-2 | 0 | 1 | 1 | 0 | 1 | 2 | 1 | 0 | 0 | 7 |
| 24 | Barrett, Will | g | 0-2 | 0-2 | 0-0 | 0 | 1 | 1 | 2 | 0 | 1 | 1 | 1 | 1 | 9 |
| 32 | Darrow, Mack | g | 1-2 | 0-1 | 1-0 | 0 | 1 | 1 | 0 | 3 | 0 | 1 | 1 | 0 | 11 |
| Team | | | | | | 2 | 2 | 4 | | | | | | | |
| Totals | | | 25-51 | 6-15 | 9-19 | 8 | 26 | 34 | 15 | 65 | 12 | 15 | 5 | 5 | 200 |

FG % 1st Half: 10-23 43.5% 2nd half: 15-28 53.6% Game: 25-51 49.0%
 3FG % 1st Half: 3-8 37.5% 2nd half: 3-7 42.9% Game: 6-15 40.0%
 FT % 1st Half: 3-5 60.0% 2nd half: 6-14 42.9% Game: 9-19 47.4%

Officials: Duke Edsall, Glenn Tuitt, Ted Valentine
 Technical fouls: Northeastern-None. Princeton-None.
 Attendance: 7111
 UCF Holiday Classic semifinal

GAME • BY • GAME BOX SCORES

Game 13
January 3, 2011 • Harrisonburg, Va. (JMU Convocation Center)

Northeastern 69 • 4-9, 0-2 CAA

| # | Player | Total | | | 3-Ptr | | | Rebounds | | | PF | TP | A | TO | Blk | Stl | Min |
|--------|--------------------|-------|-------|------|-------|-----|-----|----------|----|----|----|----|---|----|-----|-----|-----|
| | | FG | FGA | FT | FTA | Off | Def | Tot | | | | | | | | | |
| 10 | Black,Kauri | f | 1-2 | 0-0 | 1-2 | 2 | 1 | 3 | 3 | 3 | 6 | 3 | 0 | 1 | 0 | 36 | |
| 30 | Pierson,Ryan | f | 7-11 | 0-0 | 3-4 | 3 | 4 | 7 | 4 | 17 | 0 | 1 | 1 | 0 | 29 | | |
| 21 | Marshavelski,Dinko | c | 9-17 | 0-0 | 5-5 | 2 | 1 | 3 | 5 | 23 | 1 | 1 | 3 | 0 | 32 | | |
| 14 | Lee,Jonathan | g | 5-10 | 2-4 | 0-0 | 3 | 1 | 4 | 0 | 12 | 2 | 4 | 0 | 2 | 37 | | |
| 20 | Smith,Joel | g | 2-5 | 1-4 | 1-2 | 1 | 5 | 6 | 0 | 6 | 2 | 1 | 0 | 0 | 31 | | |
| 01 | Avenant,Chris | g | 0-1 | 0-1 | 0-0 | 0 | 0 | 0 | 0 | 0 | 1 | 0 | 0 | 1 | 6 | | |
| 15 | Harris,Alex | g | 3-6 | 1-2 | 1-1 | 0 | 0 | 0 | 0 | 8 | 6 | 1 | 0 | 4 | 22 | | |
| 25 | Bates,Alex | g | 0-0 | 0-0 | 0-0 | 0 | 2 | 2 | 1 | 0 | 0 | 1 | 0 | 0 | 3 | | |
| 33 | Felix,Ben | g | 0-1 | 0-0 | 0-0 | 0 | 0 | 0 | 0 | 0 | 0 | 0 | 0 | 0 | 4 | | |
| Team | | | | | | 1 | 1 | 2 | | | | | | | | | |
| Totals | | | 27-53 | 4-11 | 11-14 | 12 | 15 | 27 | 13 | 69 | 18 | 12 | 4 | 8 | 200 | | |

FG % 1st Half: 14-25 56.0% 2nd half: 13-28 46.4% Game: 27-53 50.9% Deadball Rebounds 1
 3FG % 1st Half: 2-5 40.0% 2nd half: 2-6 33.3% Game: 4-11 36.4%
 FT % 1st Half: 8-9 88.9% 2nd half: 3-5 60.0% Game: 11-14 78.6%

James Madison 75 • 11-3, 1-1 CAA

| # | Player | Total | | | 3-Ptr | | | Rebounds | | | PF | TP | A | TO | Blk | Stl | Min |
|--------|------------------|-------|-------|-------|-------|-----|-----|----------|----|----|----|----|---|----|-----|-----|-----|
| | | FG | FGA | FT | FTA | Off | Def | Tot | | | | | | | | | |
| 21 | Bowles, Denzel | f | 7-9 | 0-0 | 5-6 | 5 | 4 | 9 | 4 | 19 | 1 | 3 | 2 | 2 | 33 | | |
| 33 | Goins, Rayshawn | f | 2-6 | 0-0 | 1-2 | 1 | 1 | 2 | 0 | 5 | 0 | 0 | 0 | 3 | 20 | | |
| 12 | Hitchens, Humpty | g | 2-7 | 1-5 | 0-0 | 0 | 2 | 2 | 1 | 5 | 3 | 3 | 0 | 0 | 30 | | |
| 34 | Wells, Julius | g | 9-11 | 9-11 | 1-2 | 1 | 4 | 5 | 1 | 28 | 1 | 3 | 1 | 1 | 38 | | |
| 40 | Moore, Devon | g | 2-4 | 0-1 | 1-2 | 1 | 0 | 1 | 2 | 5 | 12 | 2 | 0 | 0 | 36 | | |
| 05 | Diouf, Alioune | g | 0-0 | 0-0 | 0-0 | 0 | 0 | 0 | 0 | 0 | 0 | 0 | 0 | 0 | 2 | | |
| 11 | Semenov, Andrey | g | 2-7 | 0-2 | 3-3 | 0 | 3 | 3 | 7 | 1 | 1 | 0 | 1 | 22 | | | |
| 14 | Louis, Ben | g | 2-3 | 2-3 | 0-0 | 0 | 1 | 1 | 3 | 6 | 1 | 1 | 0 | 0 | 13 | | |
| 24 | Jackson, Chad | g | 0-1 | 0-1 | 0-0 | 0 | 0 | 0 | 0 | 0 | 0 | 0 | 0 | 0 | 6 | | |
| Team | | | | | | 0 | 1 | 1 | | | | | | | | | |
| Totals | | | 26-48 | 12-23 | 11-15 | 8 | 16 | 24 | 14 | 75 | 19 | 13 | 3 | 7 | 200 | | |

FG % 1st Half: 12-24 50.0% 2nd half: 14-24 58.3% Game: 26-48 54.2% Deadball Rebounds 3
 3FG % 1st Half: 6-12 50.0% 2nd half: 6-11 54.5% Game: 12-23 52.2%
 FT % 1st Half: 4-6 66.7% 2nd half: 7-9 77.8% Game: 11-15 73.3%

Officials: Mike Eades, Brian Dorsey, Paul Faia
 Technical fouls: Northeastern-None. James Madison-None.
 Attendance: 2651
 JMU's Wells now fourth on school career three-pointer list (199).
 Wells also sets single-game career high with 9 three-pointers.
 NU's Marshavelski has career-high points with 23.
 Wells ties JMU single-game mark with 9 three-pointers.

| Score by periods | 1st | 2nd | Total |
|------------------|-----|-----|-------|
| Northeastern | 38 | 31 | 69 |
| James Madison | 34 | 41 | 75 |

| | In | Off | 2nd | Fast | Bench |
|--------|-------|-----|--------|-------|-------|
| Points | Paint | T/O | Chance | Break | |
| NU | 30 | 18 | 13 | 2 | 8 |
| JMU | 24 | 13 | 9 | 2 | 13 |

Last FG - NU 2nd-02:02, JMU 2nd-00:18.
 Largest lead - NU by 8 1st-05:53, JMU by 9 2nd-06:49.

Score tied - 2 times.
 Lead changed - 2 times.

Game 14
January 3, 2011 • Norfolk, Va. (Constant Convocation Center)

Northeastern 34 • 4-10/ 0-3 CAA

| # | Player | Total | | | 3-Ptr | | | Rebounds | | | PF | TP | A | TO | Blk | Stl | Min |
|--------|--------------------|-------|-------|-----|-------|-----|-----|----------|----|----|----|----|---|----|-----|-----|-----|
| | | FG | FGA | FT | FTA | Off | Def | Tot | | | | | | | | | |
| 10 | Black,Kauri | f | 2-8 | 0-0 | 0-0 | 4 | 2 | 6 | 3 | 4 | 2 | 2 | 0 | 2 | 31 | | |
| 21 | Marshavelski,Dinko | f | 2-6 | 0-0 | 0-0 | 0 | 3 | 3 | 4 | 0 | 2 | 1 | 0 | 0 | 29 | | |
| 30 | Pierson,Ryan | f | 1-3 | 0-0 | 0-0 | 1 | 2 | 3 | 4 | 2 | 1 | 1 | 1 | 1 | 30 | | |
| 14 | Lee,Jonathan | g | 4-9 | 1-3 | 2-2 | 0 | 3 | 4 | 11 | 4 | 4 | 0 | 1 | 32 | | | |
| 20 | Smith,Joel | g | 3-7 | 1-3 | 1-2 | 0 | 3 | 3 | 1 | 8 | 0 | 2 | 0 | 1 | 28 | | |
| 01 | Avenant,Chris | g | 1-2 | 0-1 | 0-0 | 0 | 0 | 0 | 0 | 2 | 0 | 1 | 0 | 0 | 7 | | |
| 15 | Harris,Alex | g | 0-5 | 0-0 | 1-2 | 1 | 5 | 6 | 2 | 1 | 0 | 0 | 0 | 0 | 22 | | |
| 25 | Bates,Alex | g | 1-2 | 0-0 | 0-0 | 0 | 1 | 1 | 0 | 2 | 0 | 1 | 0 | 0 | 15 | | |
| 33 | Felix,Ben | g | 0-0 | 0-0 | 0-0 | 0 | 0 | 0 | 0 | 0 | 0 | 0 | 0 | 0 | 6 | | |
| Team | | | | | | 0 | 1 | 1 | | | | | | | | | |
| Totals | | | 14-42 | 2-7 | 4-6 | 6 | 20 | 26 | 17 | 34 | 7 | 15 | 3 | 5 | 200 | | |

FG % 1st Half: 6-20 30.0% 2nd half: 8-22 36.4% Game: 14-42 33.3% Deadball Rebounds 1
 3FG % 1st Half: 1-4 25.0% 2nd half: 1-3 33.3% Game: 2-7 28.6%
 FT % 1st Half: 3-4 75.0% 2nd half: 1-2 50.0% Game: 4-6 66.7%

Old Dominion 49 • 11-3/ 2-1 CAA

| # | Player | Total | | | 3-Ptr | | | Rebounds | | | PF | TP | A | TO | Blk | Stl | Min |
|--------|--------------------|-------|-------|------|-------|-----|-----|----------|----|----|----|----|---|----|-----|-----|-----|
| | | FG | FGA | FT | FTA | Off | Def | Tot | | | | | | | | | |
| 33 | Carter, Keyon | f | 1-8 | 0-3 | 0-0 | 1 | 0 | 1 | 1 | 2 | 0 | 2 | 0 | 0 | 25 | | |
| 35 | Finnery, Ben | f | 1-8 | 0-3 | 0-0 | 1 | 6 | 7 | 2 | 2 | 3 | 2 | 3 | 1 | 29 | | |
| 21 | Hassell, Frank | c | 7-7 | 0-0 | 2-6 | 4 | 4 | 8 | 1 | 16 | 2 | 2 | 3 | 3 | 24 | | |
| 03 | James, Darius | g | 1-5 | 1-2 | 0-0 | 1 | 1 | 2 | 0 | 3 | 0 | 2 | 0 | 0 | 23 | | |
| 24 | Bazemore, Kent | g | 2-5 | 0-0 | 3-4 | 2 | 2 | 4 | 2 | 7 | 11 | 1 | 0 | 2 | 28 | | |
| 01 | Wright, Nick | g | 1-1 | 0-0 | 1-3 | 1 | 5 | 6 | 0 | 3 | 0 | 0 | 0 | 0 | 13 | | |
| 15 | Iliadis, Trian | g | 4-4 | 3-3 | 0-0 | 0 | 0 | 0 | 2 | 11 | 1 | 1 | 1 | 22 | | | |
| 20 | Cooper, Chris | g | 2-3 | 0-0 | 1-2 | 2 | 1 | 3 | 4 | 5 | 0 | 1 | 0 | 0 | 15 | | |
| 22 | De Lancey, Marquel | g | 0-5 | 0-1 | 0-0 | 0 | 4 | 4 | 0 | 0 | 0 | 1 | 0 | 1 | 18 | | |
| 40 | Larsen, Anton | g | 0-0 | 0-0 | 0-0 | 0 | 0 | 0 | 0 | 0 | 0 | 0 | 0 | 0 | 3 | | |
| Team | | | | | | 0 | 0 | 0 | | | | | | | | | |
| Totals | | | 19-46 | 4-12 | 7-15 | 12 | 23 | 35 | 12 | 49 | 17 | 12 | 7 | 8 | 200 | | |

FG % 1st Half: 12-26 46.2% 2nd half: 7-20 35.0% Game: 19-46 41.3% Deadball Rebounds 3
 3FG % 1st Half: 1-6 16.7% 2nd half: 3-6 50.0% Game: 4-12 33.3%
 FT % 1st Half: 1-4 25.0% 2nd half: 6-11 54.5% Game: 7-15 46.7%

Officials: Bernard Clinton, John Gaffney, Andrew Marotta
 Technical fouls: Northeastern-None. Old Dominion-None.
 Attendance: 6223
 Blaine Taylor is now ODU's All-time winningest men's coach with 199 wins

| Score by periods | 1st | 2nd | Total |
|------------------|-----|-----|-------|
| Northeastern | 16 | 18 | 34 |
| Old Dominion | 26 | 23 | 49 |

| | In | Off | 2nd | Fast | Bench |
|--------|-------|-----|--------|-------|-------|
| Points | Paint | T/O | Chance | Break | |
| NU | 16 | 3 | 6 | 2 | 5 |
| ODU | 30 | 22 | 5 | 2 | 19 |

Last FG - NU 2nd-01:16, ODU 2nd-03:49.
 Largest lead - NU by 6 1st-13:23, ODU by 20 2nd-03:49.

Score tied - 1 time.
 Lead changed - 2 times.

Game 15
January 8, 2011 • Boston, Mass. (Matthews Arena)

Hofstra 76 • 10-5 (4-0 CAA)

| # | Player | Total | | | 3-Ptr | | | Rebounds | | | PF | TP | A | TO | Blk | Stl | Min |
|--------|-------------------|-------|-------|------|-------|-----|-----|----------|----|----|----|----|---|----|-----|-----|-----|
| | | FG | FGA | FT | FTA | Off | Def | Tot | | | | | | | | | |
| 05 | Imes, David | f | 4-6 | 0-0 | 3-4 | 2 | 8 | 10 | 1 | 11 | 2 | 2 | 1 | 0 | 34 | | |
| 32 | Washington, Greg | f | 6-15 | 0-0 | 2-2 | 0 | 5 | 5 | 2 | 14 | 2 | 0 | 0 | 2 | 36 | | |
| 03 | Kelleher, Brad | g | 2-6 | 1-3 | 6-6 | 0 | 2 | 2 | 2 | 11 | 3 | 2 | 0 | 0 | 34 | | |
| 22 | Jenkins, Charles | g | 6-10 | 3-5 | 5-5 | 0 | 1 | 1 | 1 | 20 | 7 | 1 | 0 | 3 | 38 | | |
| 23 | Moore, Mike | g | 5-6 | 4-5 | 2-2 | 0 | 0 | 0 | 4 | 16 | 4 | 1 | 0 | 0 | 32 | | |
| 15 | McLendon, Shemiye | g | 1-2 | 0-1 | 0-0 | 0 | 1 | 1 | 2 | 2 | 2 | 4 | 0 | 1 | 14 | | |
| 20 | Jules, Yves | g | 0-1 | 0-0 | 0-0 | 0 | 1 | 1 | 0 | 0 | 0 | 0 | 0 | 0 | 4 | | |
| 24 | Nwaukoni, Stephen | g | 1-1 | 0-0 | 0-0 | 0 | 2 | 2 | 1 | 2 | 0 | 1 | 0 | 0 | 8 | | |
| Team | | | | | | 3 | 5 | 8 | | | | | | | | | |
| Totals | | | 25-47 | 8-14 | 18-20 | 5 | 25 | 30 | 14 | 76 | 20 | 12 | 1 | 6 | 200 | | |

FG % 1st Half: 14-27 51.9% 2nd half: 11-20 55.0% Game: 25-47 53.2% Deadball Rebounds 0
 3FG % 1st Half: 5-10 50.0% 2nd half: 3-4 75.0% Game: 8-14 57.1%
 FT % 1st Half: 4-4 100.0% 2nd half: 14-16 87.5% Game: 18-20 90.0%

Northeastern 67 • 4-11 (0-4 CAA)

| # | Player | Total | | | 3-Ptr | | | Rebounds | | | PF | TP | A | TO | Blk | Stl | Min |
|----|--------------------|-------|------|-----|-------|-----|-----|----------|---|-----|----|----|---|----|-----|-----|-----|
| | | FG | FGA | FT | FTA | Off | Def | Tot | | | | | | | | | |
| 10 | Black,Kauri | f | 3-3 | 0-0 | 0-0 | 0 | 4 | 4 | 5 | 6 | 3 | 1 | 2 | 1 | 25 | | |
| 21 | Marshavelski,Dinko | f | 4-6 | 0-0 | 0-0 | 0 | 3 | 3 | 3 | 8 | 0 | 1 | 0 | 0 | 16 | | |
| 30 | Pierson,Ryan | f | 3-4 | 0-0 | 3-4 | 0 | 2 | 2 | 4 | 9 | 1 | 0 | 0 | 0 | 28 | | |
| 03 | Allen,Chaisson | g | 7-17 | 4-8 | 4-6 | 3 | 2 | 5 | 0 | 22 | 3 | 1 | 0 | 2 | 38 | | |
| 14 | Lee,Jonathan | g | 5-12 | 2-5 | 2-2 | 0 | 4 | 4 | 2 | 14 | 3 | 1 | 0 | 0 | 39 | | |
| 01 | Avenant,Chris | g | 0-2 | 0-2 | 0-0 | 0 | 0 | 0 | 0 | 0 | 0 | 0 | 0 | 0 | 4 | | |
| 15 | Harris,Alex | g | 1-4 | 1-1 | 0-1 | 1 | 2 | 3 | 2 | 3 | 4 | 3 | 0 | 3 | 22 | | |
| 20 | Smith,Joel | g | 2-6 | 1-5 | 0-0 | 0 | 2 | 4 | 5 | 2</ | | | | | | | |

GAME • BY • GAME BOX SCORES

N Game 17

January 15, 2011 • Richmond, Va. (Verizon Wireless Arena at Siegel Center)

Northeastern 64 • 4-13, 0-6 CAA

| # | Player | Total | | 3-Ptr | | Rebounds | | | PF | TP | A | TO | Blk | Stl | Min |
|--------|--------------------|--------|------|-------|-----|----------|-----|-----|----|----|----|----|-----|-----|-----|
| | | FG | FGA | FG | FGA | FT | FTA | Off | | | | | | | |
| 03 | Allen,Chaisson | * 7-14 | 2-6 | 0-0 | 1 | 1 | 2 | 2 | 16 | 5 | 3 | 0 | 0 | 39 | |
| 10 | Black,Kauri | * 3-3 | 0-0 | 0-0 | 2 | 1 | 3 | 5 | 6 | 1 | 1 | 0 | 1 | 26 | |
| 14 | Lee,Jonathan | * 2-8 | 1-4 | 3-4 | 0 | 2 | 2 | 2 | 8 | 3 | 4 | 0 | 2 | 24 | |
| 20 | Smith,Joel | * 6-6 | 5-5 | 0-0 | 0 | 2 | 2 | 4 | 17 | 4 | 1 | 0 | 1 | 36 | |
| 30 | Pierson,Ryan | * 3-7 | 0-0 | 0-0 | 1 | 1 | 2 | 4 | 6 | 1 | 0 | 1 | 1 | 34 | |
| 01 | Avenant,Chris | 0-0 | 0-0 | 0-0 | 0 | 0 | 0 | 0 | 0 | 0 | 0 | 0 | 0 | 1 | |
| 15 | Harris,Alex | 5-9 | 0-3 | 1-1 | 2 | 2 | 4 | 2 | 11 | 5 | 2 | 1 | 1 | 30 | |
| 21 | Marshavelski,Dinko | 0-0 | 0-0 | 0-0 | 0 | 1 | 1 | 0 | 0 | 0 | 1 | 0 | 1 | 7 | |
| 25 | Bates,Alex | 0-0 | 0-0 | 0-0 | 0 | 1 | 1 | 0 | 0 | 0 | 1 | 0 | 0 | 3 | |
| Team | | | | | 1 | 1 | 2 | | | 1 | | | | | |
| Totals | | 26-47 | 8-18 | 4-5 | 7 | 12 | 19 | 20 | 64 | 19 | 14 | 1 | 7 | 200 | |

FG % 1st Half: 9-21 42.9% 2nd half: 17-26 65.4% Game: 26-47 55.3%
 3FG % 1st Half: 2-6 33.3% 2nd half: 6-12 50.0% Game: 8-18 44.4%
 FT % 1st Half: 2-2 100.0% 2nd half: 2-3 66.7% Game: 4-5 80.0%

Deadball Rebounds: 0

VCU 73 • 13-5, 5-1 CAA

| # | Player | Total | | 3-Ptr | | Rebounds | | | PF | TP | A | TO | Blk | Stl | Min |
|--------|------------------|---------|------|-------|-----|----------|-----|-----|----|----|----|----|-----|-----|-----|
| | | FG | FGA | FG | FGA | FT | FTA | Off | | | | | | | |
| 05 | Reddic,Juvonte | * 0-1 | 0-0 | 0-0 | 0 | 2 | 2 | 2 | 0 | 0 | 0 | 2 | 0 | 11 | |
| 12 | Rodriguez,Joey | * 1-5 | 1-3 | 4-4 | 0 | 3 | 3 | 1 | 7 | 7 | 2 | 0 | 3 | 34 | |
| 20 | Burgess,Bradford | * 10-13 | 3-5 | 3-4 | 4 | 5 | 9 | 2 | 26 | 0 | 3 | 1 | 5 | 38 | |
| 21 | Skeen,Jamie | * 6-10 | 0-2 | 6-8 | 4 | 3 | 7 | 0 | 18 | 4 | 3 | 1 | 1 | 39 | |
| 50 | Nixon,Ed | * 3-4 | 2-2 | 2-3 | 0 | 1 | 1 | 1 | 10 | 2 | 2 | 1 | 1 | 30 | |
| 10 | Theus,Darius | 1-3 | 0-0 | 2-2 | 0 | 0 | 0 | 1 | 4 | 5 | 1 | 0 | 2 | 20 | |
| 23 | Brandenberg,Rob | 2-6 | 1-5 | 2-3 | 2 | 0 | 2 | 1 | 7 | 0 | 0 | 0 | 0 | 17 | |
| 30 | Daniels,Troy | 0-1 | 0-1 | 0-0 | 0 | 0 | 0 | 1 | 0 | 0 | 0 | 0 | 0 | 3 | |
| 33 | Haley,DJ | 0-3 | 0-0 | 1-2 | 3 | 1 | 4 | 1 | 1 | 0 | 0 | 0 | 0 | 6 | |
| 34 | Hinton,David | 0-0 | 0-0 | 0-0 | 0 | 0 | 0 | 0 | 0 | 0 | 0 | 0 | 0 | 2 | |
| Team | | | | | 0 | 0 | 0 | | | | | | | | |
| Totals | | 23-46 | 7-18 | 20-26 | 13 | 15 | 28 | 10 | 73 | 18 | 11 | 5 | 12 | 200 | |

FG % 1st Half: 11-25 44.0% 2nd half: 12-21 57.1% Game: 23-46 50.0%
 3FG % 1st Half: 3-10 30.0% 2nd half: 4-8 50.0% Game: 7-18 38.9%
 FT % 1st Half: 5-6 83.3% 2nd half: 15-20 75.0% Game: 20-26 76.9%

Deadball Rebounds: 4

Officials: Bernard Clinton, Tim Comer, Brian Shey
 Technical fouls: Northeastern-None. VCU-None.
 Attendance: 6042
 19th straight home victory for VCU

| Score by periods | 1st | 2nd | Total |
|------------------|-----|-----|-------|
| Northeastern | 22 | 42 | 64 |
| VCU | 30 | 43 | 73 |

Last FG - NU 2nd-00:23, VCU 2nd-00:46.
 Largest lead - NU by 2 1st-19:39, VCU by 13 1st-04:50.

Score tied - 1 time.
 Lead changed - 1 time.

N Game 18

January 19, 2011 • Newark, Del. (Carpenter Center)

Northeastern 52 • 4-14, 0-7 CAA

| # | Player | Total | | 3-Ptr | | Rebounds | | | PF | TP | A | TO | Blk | Stl | Min |
|--------|--------------------|--------|------|-------|-----|----------|-----|-----|----|----|---|----|-----|-----|-----|
| | | FG | FGA | FG | FGA | FT | FTA | Off | | | | | | | |
| 10 | Black,Kauri | f 2-4 | 0-0 | 0-0 | 1 | 2 | 3 | 5 | 4 | 3 | 0 | 0 | 0 | 33 | |
| 20 | Smith,Joel | f 6-11 | 3-5 | 3-4 | 0 | 5 | 5 | 1 | 18 | 0 | 1 | 0 | 0 | 29 | |
| 30 | Pierson,Ryan | f 4-12 | 0-0 | 2-2 | 3 | 2 | 5 | 4 | 10 | 1 | 0 | 0 | 1 | 37 | |
| 03 | Allen,Chaisson | g 4-14 | 4-9 | 0-0 | 1 | 9 | 10 | 1 | 12 | 5 | 2 | 0 | 0 | 40- | |
| 14 | Lee,Jonathan | g 0-3 | 0-2 | 0-0 | 2 | 5 | 7 | 3 | 0 | 2 | 3 | 0 | 0 | 23 | |
| 15 | Harris,Alex | 3-6 | 2-4 | 0-0 | 1 | 1 | 2 | 0 | 8 | 0 | 0 | 0 | 0 | 24 | |
| 21 | Marshavelski,Dinko | 0-2 | 0-0 | 0-0 | 1 | 1 | 2 | 0 | 0 | 1 | 0 | 0 | 1 | 8 | |
| 25 | Bates,Alex | 0-0 | 0-0 | 0-0 | 0 | 1 | 1 | 1 | 0 | 0 | 1 | 0 | 0 | 6 | |
| Team | | | | | 2 | 1 | 3 | | | 1 | | | | | |
| Totals | | 19-52 | 9-20 | 5-6 | 11 | 27 | 38 | 17 | 52 | 11 | 9 | 0 | 1 | 200 | |

FG % 1st Half: 10-26 38.5% 2nd half: 9-26 34.6% Game: 19-52 37.3%
 3FG % 1st Half: 6-12 50.0% 2nd half: 3-8 37.5% Game: 9-20 45.0%
 FT % 1st Half: 2-2 100.0% 2nd half: 3-4 75.0% Game: 5-6 83.3%

Deadball Rebounds: 1

Delaware 54 • 9-8, 4-3 CAA

| # | Player | Total | | 3-Ptr | | Rebounds | | | PF | TP | A | TO | Blk | Stl | Min |
|--------|------------------|-------|------|-------|-----|----------|-----|-----|----|----|---|----|-----|-----|-----|
| | | FG | FGA | FG | FGA | FT | FTA | Off | | | | | | | |
| 32 | Brinkley, Josh | f 2-7 | 0-0 | 1-4 | 3 | 2 | 5 | 0 | 5 | 1 | 0 | 1 | 0 | 27 | |
| 44 | Hagins, Jamelle | f 2-6 | 0-0 | 3-5 | 1 | 2 | 3 | 4 | 7 | 0 | 1 | 8 | 1 | 33 | |
| 03 | Carter, Jawan | g 2-6 | 1-2 | 6-6 | 0 | 7 | 7 | 2 | 11 | 0 | 1 | 0 | 0 | 36 | |
| 10 | Saddler, Devon | g 4-7 | 1-2 | 0-1 | 0 | 4 | 4 | 3 | 9 | 2 | 1 | 0 | 2 | 34 | |
| 21 | Boney, D.J. | g 1-2 | 0-1 | 0-0 | 1 | 1 | 2 | 0 | 2 | 1 | 0 | 0 | 0 | 12 | |
| 00 | McNeil, Kelvin | 4-8 | 0-1 | 1-1 | 2 | 3 | 5 | 2 | 9 | 2 | 0 | 0 | 0 | 19 | |
| 05 | Johnson, Brian | 2-3 | 1-1 | 0-0 | 0 | 0 | 0 | 0 | 5 | 4 | 0 | 0 | 0 | 20 | |
| 11 | Dawson, Alphonso | 2-12 | 2-5 | 0-0 | 1 | 1 | 2 | 1 | 6 | 1 | 0 | 0 | 0 | 19 | |
| Team | | | | | 1 | 2 | 3 | | | | | | | | |
| Totals | | 19-51 | 5-11 | 11-17 | 9 | 22 | 31 | 12 | 54 | 11 | 3 | 9 | 3 | 200 | |

FG % 1st Half: 7-27 25.9% 2nd half: 12-24 50.0% Game: 19-51 37.3%
 3FG % 1st Half: 3-9 33.3% 2nd half: 2-2 100.0% Game: 5-11 45.5%
 FT % 1st Half: 5-6 83.3% 2nd half: 6-11 54.5% Game: 11-17 64.7%

Deadball Rebounds: 2

Officials: William Humes (R), Louie Andrakakos, Clarence Armstrong
 Technical fouls: Northeastern-None. Delaware-None.
 Attendance: 2426

Black (NU) fouled out (1:07)...NU's Allen missed shot in lane with :01 left...
 UD snaps 11-game losing streak vs. NU...UD snaps 5-game losing streak to NU
 at BCC...career-high blocks for Hagins (8)...UD season-low turnovers (3)...
 NU loses 8th straight...UD now 5-1 at BCC

| Score by periods | 1st | 2nd | Total |
|------------------|-----|-----|-------|
| Northeastern | 28 | 24 | 52 |
| Delaware | 22 | 32 | 54 |

Last FG - NU 2nd-03:46, DELAWARE 2nd-00:21.
 Largest lead - NU by 12 2nd-17:30, DELAWARE by 5 1st-03:26.

Score tied - 3 times.
 Lead changed - 6 times.

N Game 19

January 22, 2011 • Philadelphia, Pa. (Daskalakis Athletic Center)

Northeastern 58 • 4-15, 0-8

| # | Player | Total | | 3-Ptr | | Rebounds | | | PF | TP | A | TO | Blk | Stl | Min |
|--------|--------------------|--------|------|-------|-----|----------|-----|-----|----|----|---|----|-----|-----|-----|
| | | FG | FGA | FG | FGA | FT | FTA | Off | | | | | | | |
| 10 | Black,Kauri | f 2-4 | 0-0 | 0-1 | 2 | 0 | 2 | 4 | 4 | 2 | 0 | 0 | 0 | 21 | |
| 30 | Pierson,Ryan | f 4-7 | 0-0 | 1-1 | 0 | 3 | 3 | 4 | 9 | 1 | 1 | 0 | 1 | 34 | |
| 03 | Allen,Chaisson | g 1-8 | 1-4 | 0-1 | 0 | 3 | 3 | 3 | 3 | 1 | 0 | 2 | 36 | | |
| 14 | Lee,Jonathan | g 3-7 | 1-3 | 2-2 | 2 | 3 | 5 | 4 | 9 | 2 | 5 | 0 | 3 | 35 | |
| 20 | Smith,Joel | g 6-12 | 6-11 | 1-2 | 0 | 1 | 1 | 1 | 19 | 5 | 2 | 0 | 0 | 32 | |
| 01 | Avenant,Chris | 0-2 | 0-1 | 0-0 | 0 | 1 | 1 | 2 | 0 | 0 | 0 | 0 | 0 | 9 | |
| 21 | Marshavelski,Dinko | 3-8 | 0-0 | 6-6 | 3 | 3 | 6 | 1 | 12 | 0 | 0 | 1 | 1 | 23 | |
| 25 | Bates,Alex | 1-1 | 0-0 | 0-0 | 0 | 0 | 0 | 1 | 2 | 0 | 0 | 0 | 0 | 5 | |
| 33 | Felix,Ben | 0-1 | 0-0 | 0-0 | 0 | 0 | 0 | 2 | 0 | 0 | 0 | 0 | 0 | 5 | |
| Team | | | | | 1 | 1 | 2 | | | | | | | | |
| Totals | | 20-50 | 8-19 | 10-13 | 8 | 15 | 23 | 22 | 58 | 13 | 9 | 1 | 7 | 200 | |

FG % 1st Half: 6-21 28.6% 2nd half: 14-29 48.3% Game: 20-50 40.0%
 3FG % 1st Half: 2-7 28.6% 2nd half: 6-12 50.0% Game: 8-19 42.1%
 FT % 1st Half: 7-9 77.8% 2nd half: 3-4 75.0% Game: 10-13 76.9%

Deadball Rebounds: 1,1

Drexel 72 • 12-6, 4-4

| # | Player | Total | | 3-Ptr | | Rebounds | | | PF | TP | A | TO | Blk | Stl | Min |
|--------|------------------|-------|-----|-------|-----|----------|-----|-----|----|----|---|----|-----|-----|-----|
| | | FG | FGA | FG | FGA | FT | FTA | Off | | | | | | | |
| 44 | McCoy, Darryl | f 3-8 | 0-0 | 1-2 | 4 | 4 | 8 | 4 | 7 | 0 | 1 | 1 | 0 | 21 | |
| 05 | Givens, Samme | f 6-9 | 0-0 | 5-6 | 3 | 5 | 8 | 3 | 17 | 1 | 2 | 0 | 1 | 21 | |
| 04 | Massenat, Frantz | g 1-3 | 0-1 | 3-5 | 0 | 1 | 1 | 0 | 5 | 4 | 2 | 0 | 1 | 24 | |
| 11 | Colds, Gerald | g 4-9 | 0-2 | 4-4 | 0 | 1 | 1 | 1 | 12 | 1 | 2 | 0 | 1 | 33 | |
| 32 | Thomas, Derrick | g 2-8 | 0-2 | 2-2 | 2 | 3 | 5 | 2 | 6 | 4 | 0 | 0 | 0 | 40 | |
| 01 | Formbor, Yannick | 0-0 | 0-0 | 2-2 | 0 | 1 | 1 | 0 | 2 | 0 | 0 | 0 | 0 | 4 | |
| 03 | Fouch, Chris | 6-8 | 3-4 | 2-3 | 0 | 2 | 1 | 1 | 17 | 0 | 0 | 0 | 0 | 25 | |
| 35 | Ruffin, Dartaye | 1-4 | 0-0 | 4-6 | 3 | 7 | 10 | 3 | 6 | 1 | 1 | 1 | 1 | 32 | |
| Team | | | | | 2 | 0 | 2 | | | | | | | | |
| Totals | | 23-49 | 3-9 | 23-30 | 14 | 24 | 38 | 14 | 72 | 11 | 8 | 2 | 4 | 200 | |

FG % 1st Half: 13-25 52.0% 2nd half: 10-24 41.7% Game: 23-49 46.9%
 3FG % 1st Half: 2-7 28.6% 2nd half: 1-2 50.0% Game: 3-9 33.3%
 FT % 1st Half: 6-8 75.0% 2nd half: 17-22 77.3% Game: 23-30 76.7%

Deadball Rebounds: 3

Officials: Tony Dawkins, Damon Williams, Bob Testa
 Technical fouls: Northeastern-None. Drexel-None.
 Attendance: 2532

| Score by periods | 1st | 2nd | Total |
|------------------|-----|-----|-------|
| Northeastern | 21 | 37 | 58 |
| Drexel | 34 | 38 | 72 |

Last FG - NU 2nd-02:12, DREXEL 2nd-05:17.
 Largest lead - NU None, DREXEL by 21 2nd-08:17.

Score tied - 0 times.
 Lead changed - 0 times.

GAME • BY • GAME BOX SCORES

Game 21
January 26, 2011 • Wilmington, N.C. (Trask Coliseum)

Northeastern 70 • 6-15 (2-8 CAA)

| # | Player | Total | | 3-Ptr | | Rebounds | | | PF | TP | A | TO | Blk | Stl | Min |
|----|--------------------|--------|--------|--------|--------|----------|-----|-----|----|----|----|----|-----|-----|-----|
| | | FG-FGA | FT-FTA | FG-FGA | FT-FTA | Off | Def | Tot | | | | | | | |
| 10 | Black,Kauri | f | 2-3 | 0-0 | 0-0 | 0 | 2 | 2 | 4 | 4 | 0 | 1 | 0 | 0 | 25 |
| 30 | Pierson,Ryan | f | 3-5 | 0-0 | 1-1 | 1 | 2 | 3 | 3 | 7 | 0 | 3 | 0 | 0 | 23 |
| 03 | Allen,Chaisson | g | 4-11 | 3-7 | 1-2 | 2 | 6 | 8 | 1 | 20 | 6 | 1 | 0 | 3 | 40 |
| 14 | Lee,Jonathan | g | 5-8 | 1-2 | 6-6 | 1 | 5 | 6 | 2 | 17 | 4 | 1 | 0 | 0 | 35 |
| 20 | Smith,Joel | g | 5-8 | 4-7 | 0-0 | 1 | 0 | 1 | 1 | 14 | 2 | 3 | 0 | 0 | 34 |
| 01 | Avenant,Chris | g | 0-0 | 0-0 | 0-0 | 0 | 0 | 0 | 0 | 0 | 0 | 1 | 0 | 0 | 4 |
| 15 | Harris,Alex | g | 1-4 | 1-4 | 1-2 | 1 | 2 | 3 | 2 | 4 | 2 | 3 | 0 | 1 | 25 |
| 21 | Marshavelski,Dinko | g | 2-3 | 0-0 | 0-0 | 1 | 2 | 3 | 5 | 4 | 1 | 1 | 0 | 0 | 14 |
| | Team | | | | | 0 | 2 | 2 | | | 1 | | | | |
| | Totals | | 22-42 | 9-20 | 17-19 | 7 | 21 | 28 | 18 | 70 | 15 | 15 | 0 | 4 | 200 |

FG % 1st Half: 13-24 54.2% 2nd half: 9-18 50.0% Game: 22-42 52.4%
3FG % 1st Half: 8-15 53.3% 2nd half: 1-5 20.0% Game: 9-20 45.0%
FT % 1st Half: 2-2 100.0% 2nd half: 15-17 88.2% Game: 17-19 89.5%

UNC Wilmington 66 • 10-11 (4-6 CAA)

| # | Player | Total | | 3-Ptr | | Rebounds | | | PF | TP | A | TO | Blk | Stl | Min |
|----|------------------|--------|--------|--------|--------|----------|-----|-----|----|----|----|----|-----|-----|-----|
| | | FG-FGA | FT-FTA | FG-FGA | FT-FTA | Off | Def | Tot | | | | | | | |
| 02 | Rendleman, Keith | f | 5-10 | 0-0 | 0-0 | 5 | 3 | 8 | 2 | 10 | 0 | 2 | 2 | 1 | 36 |
| 01 | Morales, Donte | g | 1-4 | 0-1 | 5-6 | 0 | 1 | 1 | 1 | 7 | 1 | 1 | 0 | 1 | 24 |
| 05 | Tolko, Chad | g | 7-15 | 4-7 | 5-6 | 0 | 4 | 4 | 4 | 23 | 6 | 1 | 1 | 2 | 37 |
| 31 | Deloach, Trevor | g | 2-4 | 2-4 | 0-0 | 0 | 2 | 2 | 2 | 6 | 1 | 1 | 0 | 0 | 19 |
| 34 | Grant, Ahmad | g | 4-8 | 0-3 | 5-5 | 3 | 1 | 4 | 3 | 13 | 1 | 1 | 1 | 0 | 36 |
| 04 | Wilson, Matt | g | 0-1 | 0-0 | 3-5 | 1 | 3 | 4 | 1 | 3 | 1 | 1 | 0 | 0 | 14 |
| 12 | Milson, Tanner | g | 1-5 | 1-5 | 0-0 | 0 | 0 | 0 | 1 | 3 | 1 | 0 | 0 | 0 | 21 |
| 30 | Felder, Darryl | g | 0-1 | 0-1 | 1-2 | 0 | 0 | 0 | 1 | 1 | 1 | 1 | 0 | 2 | 13 |
| | Team | | | | | 0 | 1 | 1 | | | | | | | |
| | Totals | | 20-48 | 7-21 | 19-24 | 9 | 15 | 24 | 15 | 66 | 12 | 8 | 4 | 6 | 200 |

FG % 1st Half: 9-26 34.6% 2nd half: 11-22 50.0% Game: 20-48 41.7%
3FG % 1st Half: 3-9 33.3% 2nd half: 4-12 33.3% Game: 7-21 33.3%
FT % 1st Half: 6-8 75.0% 2nd half: 15-16 81.3% Game: 19-24 79.2%

Officials: Roger Ayers (R), Mike Nance, Bill Covington Jr.
Technical fouls: Northeastern-None. UNC Wilmington-None.
Attendance: 3550
Foul Outs: Northeastern: Marshavelski 3:07

| Score by periods | 1st | 2nd | Total |
|------------------|-----|-----|-------|
| Northeastern | 36 | 34 | 70 |
| UNC Wilmington | 27 | 39 | 66 |

Last FG - NU 2nd-06:57, UNCW 2nd-00:19.
Largest lead - NU by 14 2nd-19:01, UNCW by 3 1st-12:59.

| Points | In | Off | 2nd | Fast | Bench |
|--------|----|-----|-----|------|-------|
| UNCW | 24 | 17 | 12 | 5 | 7 |

Score tied - 3 times.
Lead changed - 6 times.

Game 22
January 29, 2011 • Boston, Mass. (Matthews Arena)

Georgia State 65 • 8-13, 3-8 CAA

| # | Player | Total | | 3-Ptr | | Rebounds | | | PF | TP | A | TO | Blk | Stl | Min |
|----|---------------------|--------|--------|--------|--------|----------|-----|-----|----|----|----|----|-----|-----|-----|
| | | FG-FGA | FT-FTA | FG-FGA | FT-FTA | Off | Def | Tot | | | | | | | |
| 24 | McGee, Brandon | f | 4-11 | 0-3 | 1-2 | 1 | 4 | 5 | 1 | 9 | 0 | 1 | 0 | 1 | 25 |
| 55 | Taylor, Jamar | f | 0-0 | 0-0 | 0-0 | 0 | 0 | 0 | 0 | 2 | 0 | 0 | 0 | 0 | 3 |
| 01 | Johnson, Marques | g | 0-2 | 0-0 | 0-0 | 0 | 0 | 0 | 0 | 0 | 2 | 2 | 0 | 1 | 7 |
| 04 | Fields, James | g | 3-7 | 1-1 | 3-4 | 1 | 3 | 4 | 2 | 10 | 7 | 0 | 1 | 1 | 34 |
| 12 | Curry, Dante | g | 0-1 | 0-1 | 0-0 | 1 | 0 | 1 | 3 | 0 | 3 | 1 | 0 | 0 | 10 |
| 14 | Alii, Jihad | g | 4-7 | 2-5 | 1-2 | 0 | 1 | 1 | 4 | 11 | 1 | 0 | 1 | 1 | 14 |
| 15 | Maynor, Javonte | g | 4-12 | 4-12 | 0-0 | 1 | 0 | 1 | 2 | 12 | 1 | 2 | 0 | 1 | 31 |
| 20 | Buckner, Eric | g | 5-10 | 0-0 | 3-5 | 4 | 3 | 7 | 2 | 13 | 0 | 1 | 2 | 1 | 29 |
| 22 | Vincent, James | g | 0-0 | 0-0 | 0-0 | 0 | 0 | 0 | 0 | 0 | 0 | 0 | 0 | 0 | 2 |
| 23 | Micheaux, Josh | g | 2-8 | 1-2 | 2-2 | 4 | 3 | 7 | 2 | 7 | 5 | 3 | 2 | 3 | 30 |
| 25 | Richardson, Rashaad | g | 0-1 | 0-0 | 0-0 | 0 | 0 | 0 | 1 | 0 | 0 | 0 | 0 | 0 | 2 |
| 32 | Doby, Harold | g | 1-3 | 0-0 | 1-2 | 2 | 1 | 3 | 1 | 3 | 1 | 1 | 0 | 1 | 13 |
| | Team | | | | | 1 | 2 | 3 | | | | | | | |
| | Totals | | 23-62 | 8-24 | 11-17 | 15 | 17 | 32 | 20 | 65 | 20 | 13 | 6 | 10 | 200 |

FG % 1st Half: 10-29 34.5% 2nd half: 13-33 39.4% Game: 23-62 37.1%
3FG % 1st Half: 2-9 22.2% 2nd half: 6-15 40.0% Game: 8-24 33.3%
FT % 1st Half: 1-3 33.3% 2nd half: 10-14 71.4% Game: 11-17 64.7%

Northeastern 70 • 7-15, 3-8 CAA

| # | Player | Total | | 3-Ptr | | Rebounds | | | PF | TP | A | TO | Blk | Stl | Min |
|----|--------------------|--------|--------|--------|--------|----------|-----|-----|----|----|----|----|-----|-----|-----|
| | | FG-FGA | FT-FTA | FG-FGA | FT-FTA | Off | Def | Tot | | | | | | | |
| 10 | Black,Kauri | f | 2-5 | 0-0 | 3-5 | 0 | 2 | 2 | 2 | 7 | 0 | 0 | 1 | 2 | 34 |
| 30 | Pierson,Ryan | f | 3-10 | 0-0 | 4-4 | 2 | 6 | 8 | 5 | 10 | 0 | 2 | 1 | 0 | 33 |
| 03 | Allen,Chaisson | g | 8-17 | 2-5 | 4-4 | 2 | 6 | 8 | 1 | 22 | 4 | 2 | 0 | 2 | 39 |
| 14 | Lee,Jonathan | g | 4-6 | 2-2 | 4-5 | 1 | 3 | 4 | 2 | 14 | 5 | 4 | 0 | 1 | 37 |
| 20 | Smith,Joel | g | 6-8 | 1-2 | 2-2 | 1 | 5 | 6 | 5 | 15 | 4 | 8 | 0 | 1 | 32 |
| 01 | Avenant,Chris | g | 0-0 | 0-0 | 0-0 | 0 | 0 | 0 | 0 | 0 | 0 | 0 | 0 | 0 | 2 |
| 15 | Harris,Alex | g | 0-1 | 0-0 | 2-2 | 0 | 1 | 1 | 2 | 2 | 2 | 1 | 1 | 1 | 12 |
| 21 | Marshavelski,Dinko | g | 0-0 | 0-0 | 0-0 | 0 | 0 | 0 | 0 | 0 | 0 | 0 | 0 | 0 | 4 |
| 25 | Bates,Alex | g | 0-0 | 0-0 | 0-0 | 0 | 2 | 2 | 3 | 0 | 0 | 1 | 0 | 0 | 7 |
| | Team | | | | | 3 | 2 | 5 | | | | | | | |
| | Totals | | 23-47 | 5-9 | 19-22 | 9 | 27 | 36 | 19 | 70 | 15 | 20 | 3 | 7 | 200 |

FG % 1st Half: 12-26 46.2% 2nd half: 11-21 52.4% Game: 23-47 48.9%
3FG % 1st Half: 5-6 83.3% 2nd half: 0-3 0.0% Game: 5-9 55.6%
FT % 1st Half: 4-4 100.0% 2nd half: 15-18 83.3% Game: 19-22 86.4%

Officials: Ron Tyburski, Andrew Marotta, Chuck Jones
Technical fouls: Georgia State-None. Northeastern-None.
Attendance: 1496

| Score by periods | 1st | 2nd | Total |
|------------------|-----|-----|-------|
| Georgia State | 23 | 42 | 65 |
| Northeastern | 33 | 37 | 70 |

| Points | In | Off | 2nd | Fast | Bench |
|--------|----|-----|-----|------|-------|
| GSU | 28 | 16 | 11 | 6 | 46 |
| NU | 26 | 11 | 13 | 12 | 2 |

Last FG - GSU 2nd-00:07, NU 2nd-06:56.
Largest lead - GSU None, NU by 19 2nd-12:33.

Score tied - 0 times.
Lead changed - 0 times.

Game 23
February 2, 2011 • Boston, Mass. (Matthews Arena)

VCU 80 • 18-6, 10-2 CAA

| # | Player | Total | | 3-Ptr | | Rebounds | | | PF | TP | A | TO | Blk | Stl | Min |
|----|------------------|--------|--------|--------|--------|----------|-----|-----|----|----|----|----|-----|-----|-----|
| | | FG-FGA | FT-FTA | FG-FGA | FT-FTA | Off | Def | Tot | | | | | | | |
| 05 | Reddic,Juvonte | f | 2-3 | 0-0 | 0-0 | 1 | 0 | 1 | 3 | 4 | 0 | 2 | 0 | 0 | 11 |
| 21 | Skeen,Jamie | f | 2-7 | 0-1 | 9-11 | 5 | 4 | 9 | 0 | 13 | 1 | 1 | 0 | 0 | 33 |
| 12 | Rodriguez,Joey | g | 6-13 | 2-6 | 4-4 | 0 | 2 | 2 | 3 | 18 | 4 | 1 | 0 | 2 | 36 |
| 20 | Burgess,Bradford | g | 4-8 | 1-2 | 4-4 | 2 | 3 | 5 | 3 | 13 | 5 | 0 | 0 | 1 | 36 |
| 50 | Nixon,Ed | g | 4-4 | 1-1 | 5-5 | 2 | 3 | 5 | 4 | 14 | 5 | 2 | 1 | 1 | 30 |
| 10 | Theus,Darius | g | 2-5 | 0-2 | 0-0 | 0 | 1 | 1 | 1 | 4 | 3 | 4 | 0 | 0 | 22 |
| 23 | Brandenberg,Rob | g | 5-9 | 2-4 | 2-3 | 1 | 0 | 1 | 0 | 14 | 1 | 3 | 1 | 0 | 25 |
| 31 | Veal,Toby | g | 0-0 | 0-0 | 0-0 | 0 | 0 | 0 | 1 | 0 | 0 | 1 | 0 | 0 | 2 |
| 33 | Haley,DJ | g | 0-0 | 0-0 | 0-0 | 0 | 2 | 2 | 0 | 0 | 0 | 1 | 0 | 0 | 4 |
| | Team | | | | | 2 | 1 | 3 | | | | | | | |
| | Totals | | 25-49 | 6-16 | 24-27 | 13 | 16 | 29 | 15 | 80 | 19 | 15 | 3 | 4 | 199 |

FG % 1st Half: 14-17 82.4% 2nd half: 11-32 34.4% Game: 25-49 51.0%
3FG % 1st Half: 6-8 75.0% 2nd half: 0-8 0.0% Game: 6-16 37.5%
FT % 1st Half: 9-10 90.0% 2nd half: 15-17 88.2% Game: 24-27 88.9%

Northeastern 91 • 8-15, 4-8 CAA

| # | Player | Total | | 3-Ptr | | Rebounds | | | PF | TP | A | TO | Blk | Stl | Min |
|----|--------------------|--------|--------|--------|--------|----------|-----|-----|----|----|---|----|-----|-----|-----|
| | | FG-FGA | FT-FTA | FG-FGA | FT-FTA | Off | Def | Tot | | | | | | | |
| 10 | Black,Kauri | f | 4-4 | 0-0 | 0-0 | 1 | 1 | 2 | 5 | 8 | 3 | 0 | 1 | 0 | 24 |
| 30 | Pierson,Ryan | f | 3-5 | 0-0 | 0-0 | 2 | 3 | 5 | 4 | 6 | 2 | 1 | 0 | 0 | 31 |
| 03 | Allen,Chaisson | g | 10-17 | 4-6 | 2-2 | 2 | 2 | 4 | 1 | 26 | 5 | 2 | 0 | 4 | 40 |
| 14 | Lee,Jonathan | g | 8-14 | 1-3 | 6-6 | 2 | 4 | 6 | 3 | 23 | 5 | 2 | 0 | 2 | 30 |
| 20 | Smith,Joel | g | 5-9 | 5-7 | 0-1 | 1 | 2 | 3 | 2 | 15 | 2 | 2 | 0 | 1 | 39 |
| 15 | Harris,Alex | g | 4-8 | 0-1 | 1-2 | 2 | 0 | 2 | 2 | 9 | 6 | 1 | 0 | 1 | 26 |
| 21 | Marshavelski,Dinko | g | 2-5 | 0-0 | 0-0 | 2 | 0 | 2 | 3 | 4 | 1 | 1 | 1 | 0 | 7 |
| 25 | Bates,Alex | g | 0-0 | 0-0 | 0-0 | 0 | 0 | 0 | 1 | 0 | 0 | 1 | 0 | 0 | 3 |
| | Team | | | | | | | | | | | | | | |

GAME • BY • GAME BOX SCORES

Game 25
February 9, 2011 • Boston, Mass. (Matthews Arena)

Game 26
February 12, 2011 • Atlanta, Ga. (GSU Sports Arena)

Towson 78 • 4-20, 0-14 CAA

| # | Player | Total | | 3-Ptr | | Rebounds | | | PF | TP | A | TO | Blk | Stl | Min |
|---------------|------------------|-------|-------|-------|-------|----------|-----|-----|----|----|----|----|-----|-----|-----|
| | | FG | FGA | FG | FGA | Off | Def | Tot | | | | | | | |
| 01 | Philmore, Isaiah | f | 11-19 | 0-1 | 3-4 | 4 | 4 | 8 | 3 | 25 | 2 | 0 | 0 | 0 | 40 |
| 12 | Gumbs, Erique | f | 1-1 | 0-0 | 2-2 | 1 | 2 | 3 | 4 | 4 | 1 | 0 | 0 | 2 | 9 |
| 05 | Polk, Rashawn | g | 5-15 | 3-10 | 5-6 | 1 | 2 | 3 | 4 | 18 | 2 | 3 | 0 | 1 | 39 |
| 11 | Conner, Dre | g | 2-3 | 1-1 | 2-3 | 0 | 2 | 2 | 5 | 7 | 3 | 2 | 0 | 0 | 29 |
| 20 | Morris, Brian | g | 5-11 | 3-6 | 2-2 | 2 | 4 | 6 | 3 | 15 | 3 | 2 | 0 | 0 | 35 |
| 03 | Brown, Josh | g | 2-6 | 0-1 | 1-2 | 0 | 0 | 0 | 4 | 5 | 0 | 1 | 0 | 2 | 17 |
| 30 | Quinn, Danny | g | 2-3 | 0-1 | 0-1 | 5 | 1 | 6 | 0 | 4 | 2 | 1 | 0 | 0 | 31 |
| | Team | | | | | 0 | 2 | 2 | | | | | | | |
| Totals | | | 28-58 | 7-20 | 15-20 | 13 | 17 | 30 | 23 | 78 | 13 | 9 | 0 | 5 | 200 |

FG % 1st Half: 13-25 52.0% 2nd half: 15-33 45.5% Game: 28-58 48.3%
 3FG % 1st Half: 5-9 55.6% 2nd half: 2-11 18.2% Game: 7-20 35.0%
 FT % 1st Half: 9-12 75.0% 2nd half: 6-8 75.0% Game: 15-20 75.0%

Northeastern 82 • 9-16, 5-9 CAA

| # | Player | Total | | 3-Ptr | | Rebounds | | | PF | TP | A | TO | Blk | Stl | Min |
|---------------|--------------------|-------|-------|-------|-------|----------|-----|-----|----|----|----|----|-----|-----|-----|
| | | FG | FGA | FG | FGA | Off | Def | Tot | | | | | | | |
| 10 | Black,Kauri | f | 3-3 | 0-0 | 1-2 | 1 | 4 | 5 | 4 | 7 | 0 | 3 | 0 | 1 | 23 |
| 30 | Pierson,Ryan | f | 7-12 | 0-0 | 3-3 | 2 | 1 | 3 | 3 | 17 | 0 | 2 | 0 | 0 | 38 |
| 03 | Allen,Chaisson | g | 5-11 | 3-6 | 8-12 | 1 | 4 | 5 | 0 | 21 | 6 | 2 | 0 | 2 | 38 |
| 14 | Lee,Jonathan | g | 4-6 | 1-3 | 7-9 | 1 | 2 | 3 | 2 | 16 | 4 | 3 | 0 | 0 | 35 |
| 20 | Smith,Joel | g | 5-10 | 3-8 | 0-0 | 0 | 2 | 2 | 3 | 13 | 4 | 0 | 0 | 0 | 35 |
| 01 | Avenant,Chris | g | 0-1 | 0-1 | 0-0 | 0 | 1 | 1 | 1 | 0 | 0 | 1 | 0 | 0 | 5 |
| 15 | Harris,Alex | g | 3-4 | 0-1 | 0-0 | 1 | 0 | 1 | 4 | 6 | 1 | 0 | 0 | 0 | 17 |
| 21 | Marshavelski,Dinko | g | 1-2 | 0-0 | 0-0 | 1 | 1 | 2 | 0 | 2 | 1 | 0 | 0 | 0 | 9 |
| 25 | Bates,Alex | g | 0-0 | 0-0 | 0-0 | 0 | 1 | 1 | 0 | 0 | 0 | 0 | 1 | 1 | 8 |
| | Team | | | | | 1 | 4 | 5 | | | | | | | |
| Totals | | | 28-49 | 7-19 | 19-26 | 8 | 20 | 28 | 17 | 82 | 16 | 11 | 1 | 4 | 200 |

FG % 1st Half: 12-27 44.4% 2nd half: 16-22 72.7% Game: 28-49 57.1%
 3FG % 1st Half: 5-9 55.6% 2nd half: 5-8 62.5% Game: 7-19 36.8%
 FT % 1st Half: 8-8 100.0% 2nd half: 11-18 61.1% Game: 19-26 73.1%

Officials: Louie Andrakakos, Tim Ebersole, Bill McCarthy
 Technical fouls: Towson-None. Northeastern-None.
 Attendance: 1201

| Score by periods | 1st | 2nd | Total |
|------------------|-----|-----|-------|
| Towson | 40 | 38 | 78 |
| Northeastern | 34 | 48 | 82 |

| Points | In | Off | 2nd | Fast | Bench |
|--------|----|-----|-----|------|-------|
| TOWSON | 36 | 8 | 18 | 4 | 9 |
| NU | 38 | 9 | 13 | 5 | 8 |

Last FG - TOWSON 2nd-00:05, NU 2nd-02:50.
 Largest lead - TOWSON by 6 1st-12:40, NU by 8 2nd-04:53.

Score tied - 10 times.
 Lead changed - 8 times.

Northeastern 71 • 9-17, 5-10 CAA

| # | Player | Total | | 3-Ptr | | Rebounds | | | PF | TP | A | TO | Blk | Stl | Min |
|---------------|--------------------|-------|-------|-------|-------|----------|-----|-----|----|----|----|----|-----|-----|-----|
| | | FG | FGA | FG | FGA | Off | Def | Tot | | | | | | | |
| 30 | Pierson,Ryan | f | 2-6 | 0-0 | 1-2 | 1 | 4 | 5 | 1 | 5 | 0 | 0 | 0 | 1 | 30 |
| 03 | Allen,Chaisson | g | 5-14 | 3-6 | 2-5 | 3 | 4 | 7 | 1 | 15 | 2 | 3 | 1 | 4 | 42 |
| 10 | Black,Kauri | g | 1-4 | 0-0 | 0-0 | 3 | 0 | 3 | 5 | 2 | 1 | 1 | 0 | 1 | 27 |
| 14 | Lee,Jonathan | g | 8-11 | 1-2 | 7-8 | 1 | 1 | 2 | 4 | 24 | 2 | 4 | 0 | 0 | 41 |
| 20 | Smith,Joel | g | 3-11 | 2-8 | 2-3 | 1 | 4 | 5 | 2 | 10 | 5 | 2 | 1 | 0 | 39 |
| 15 | Harris,Alex | g | 1-2 | 0-1 | 3-4 | 0 | 0 | 0 | 2 | 5 | 1 | 2 | 0 | 2 | 26 |
| 21 | Marshavelski,Dinko | g | 3-4 | 0-0 | 4-4 | 1 | 1 | 2 | 3 | 10 | 0 | 2 | 0 | 0 | 20 |
| | Team | | | | | 1 | 1 | 2 | | | | | | | |
| Totals | | | 23-52 | 6-17 | 19-26 | 11 | 15 | 26 | 18 | 71 | 11 | 15 | 2 | 8 | 225 |

FG % 1st Half: 11-21 52.4% 2nd half: 9-23 39.1% OT: 3-8 37.5% Game: 23-52 44.2%
 3FG % 1st Half: 5-8 62.5% 2nd half: 1-7 14.3% OT: 0-2 0.0% Game: 6-17 35.3%
 FT % 1st Half: 6-8 75.0% 2nd half: 10-14 71.4% OT: 3-4 75.0% Game: 19-26 73.1%

Georgia State 74 • 11-14, 6-9 CAA

| # | Player | Total | | 3-Ptr | | Rebounds | | | PF | TP | A | TO | Blk | Stl | Min |
|---------------|------------------|-------|-------|-------|-------|----------|-----|-----|----|----|----|----|-----|-----|-----|
| | | FG | FGA | FG | FGA | Off | Def | Tot | | | | | | | |
| 14 | Ali, Jihad | f | 0-2 | 0-0 | 0-0 | 0 | 2 | 2 | 0 | 0 | 1 | 2 | 1 | 0 | 26 |
| 20 | Buckner, Eric | f | 3-4 | 0-0 | 3-6 | 2 | 1 | 3 | 2 | 9 | 0 | 1 | 0 | 2 | 18 |
| 23 | Micheaux, Josh | f | 5-9 | 0-2 | 3-5 | 3 | 2 | 5 | 4 | 13 | 4 | 7 | 1 | 3 | 35 |
| 04 | Fields, James | g | 2-5 | 0-2 | 3-5 | 0 | 2 | 2 | 4 | 7 | 2 | 2 | 0 | 4 | 30 |
| 15 | Maynor, Javonte | g | 1-3 | 1-3 | 0-0 | 0 | 1 | 1 | 3 | 3 | 1 | 0 | 0 | 0 | 18 |
| 01 | Johnson, Marques | g | 0-0 | 0-0 | 2-2 | 0 | 2 | 2 | 0 | 2 | 2 | 0 | 1 | 0 | 16 |
| 10 | White, Devonta | g | 1-4 | 1-3 | 0-0 | 0 | 0 | 0 | 2 | 3 | 1 | 2 | 0 | 0 | 17 |
| 12 | Curry, Dante | g | 0-2 | 0-1 | 0-0 | 1 | 0 | 1 | 0 | 0 | 0 | 0 | 0 | 0 | 4 |
| 22 | Vincent, James | g | 2-3 | 0-0 | 0-0 | 2 | 4 | 6 | 2 | 4 | 0 | 2 | 2 | 0 | 16 |
| 24 | McGee, Brandon | g | 11-21 | 4-6 | 5-6 | 5 | 8 | 13 | 1 | 31 | 1 | 0 | 1 | 0 | 37 |
| 32 | Doby, Harold | g | 0-1 | 0-0 | 2-2 | 1 | 1 | 2 | 4 | 2 | 0 | 2 | 2 | 1 | 8 |
| | Team | | | | | 2 | 0 | 2 | | | | | | | |
| Totals | | | 25-54 | 6-19 | 18-26 | 16 | 23 | 39 | 22 | 74 | 12 | 18 | 8 | 10 | 225 |

FG % 1st Half: 11-24 45.8% 2nd half: 12-23 52.2% OT: 2-7 28.6% Game: 25-54 46.3%
 3FG % 1st Half: 2-9 22.2% 2nd half: 4-10 40.0% OT: 0-0 0.0% Game: 6-19 31.6%
 FT % 1st Half: 5-6 83.3% 2nd half: 5-5 100.0% OT: 8-15 53.3% Game: 18-26 69.2%

Officials: Dan Stryffeler, Haywood Bostic, Brian Shey
 Technical fouls: Northeastern-None. Georgia State-None.
 Attendance: 1140

| Score by periods | 1st | 2nd | OT | Total |
|------------------|-----|-----|----|-------|
| Northeastern | 33 | 29 | 9 | 71 |
| Georgia State | 29 | 33 | 12 | 74 |

| Points | In | Off | 2nd | Fast | Bench |
|--------|----|-----|-----|------|-------|
| NU | 24 | 14 | 10 | 9 | 15 |
| GSU | 34 | 17 | 17 | 4 | 42 |

Last FG - NU OT-00:04, GSU OT-03:30.
 Largest lead - NU by 17 1st-05:10, GSU by 6 OT-02:05.

Score tied - 5 times.
 Lead changed - 2 times.

ALL - TIME RECORD VS. DELAWARE (DELAWARE LEADS, 19-17)

| | | | | | | | | | | | |
|----------|-------------|---|----|---------|------------|---|---|---------|------------|---------------------|----|
| 12/29/77 | 85-89 | L | N1 | 12/6/96 | 55-74 | L | A | 1/27/07 | 73-64 | W | H |
| 12/9/90 | 84-70 | W | H | 1/26/96 | 66-70 | L | H | 2/21/07 | 70-61 | W | A |
| 1/25/92 | 63-65 | L | A | 1/22/98 | 63-79 | L | A | 3/2/07 | 77-67 | W | N2 |
| 2/23/92 | 64-74 | L | H | 2/19/98 | 72-62 | W | H | 1/19/08 | 73-69 (OT) | W | H |
| 1/24/93 | 76-73 | W | H | 1/3/99 | 57-80 | L | A | 1/30/08 | 53-49 | W | A |
| 2/19/93 | 82-68 | W | A | 1/29/99 | 69-72 | L | H | 1/15/09 | 67-47 | W | A |
| 3/8/93 | 61-84 | L | H | 1/16/00 | 90-76 | W | H | 1/31/09 | 73-59 | W | H |
| 1/23/94 | 56-59 | L | A | 2/12/00 | 64-80 | L | A | 1/13/10 | 59-55 | W | H |
| 2/18/94 | 85-89 (2OT) | L | H | 1/11/01 | 54-71 | L | A | 2/2/10 | 67-51 | W | A |
| 1/22/95 | 81-68 | W | H | 2/8/01 | 77-81 (OT) | L | H | 1/19/11 | 52-54 | L | A |
| 2/17/95 | 58-87 | L | A | 3/4/01 | 66-110 | L | A | | | | |
| 1/13/96 | 69-99 | L | A | 1/12/06 | 73-71 | W | H | | | N1 - Waltham, Mass. | |
| 2/4/96 | 59-60 | L | H | 2/23/06 | 80-66 | W | A | | | N2 - Richmond, Va. | |

| | |
|---------------------------|--------------------------|
| Last Game | 1/19/11 (UD won, 54-52) |
| First Game | 12/29/77 (UD won, 89-85) |
| Last NU Win | 2/2/10 (67-51) |
| Last UD Win | 1/19/11 (54-52) |
| First NU Win | 12/9/90 (84-70) |
| First UD Win | 12/29/77 (89-85) |
| First NU Win at Home | 12/9/90 (84-70) |
| First NU Win at UD | 12/19/93 (82-68) |
| OT Record | 1-2 |
| Last OT Game | 1/19/08 (NU won, 73-69) |
| First OT Game | 2/18/94 (UD won, 89-85) |
| Longest NU Win Streak | 11 (1/12/06 - 2/2/10) |
| Longest UD Win Streak | 6 (2/17/95 - 1/22/98) |
| Coen vs. UD | 9-1 |
| All-Time Winning % vs. UD | .472 |

COEN'S CORNER



BILL COEN

Alma Mater:
Hamilton '83

At Northeastern:
Fifth Season

NU / Career Record:
75-79
(49-38 • CAA)

VS. OPPONENTS

| Opponent | W | L |
|----------------------|-----------|-----------|
| Boston College | 0 | 2 |
| Boston University | 3 | 2 |
| Connecticut | 0 | 3 |
| Delaware | 9 | 1 |
| Detroit | 0 | 1 |
| Drexel | 3 | 8 |
| East Tennessee State | 1 | 0 |
| Furman | 0 | 1 |
| George Mason | 5 | 5 |
| Georgia State | 6 | 4 |
| Harvard | 2 | 0 |
| Hofstra | 5 | 6 |
| Holy Cross | 1 | 1 |
| Illinois | 0 | 1 |
| Indiana | 1 | 0 |
| IUPUI | 1 | 0 |
| James Madison | 5 | 2 |
| Kent State | 1 | 0 |
| Louisiana Tech | 0 | 1 |
| Louisville | 0 | 1 |
| Maine | 2 | 0 |
| Maryland | 0 | 1 |
| Massachusetts | 0 | 1 |
| Memphis | 0 | 1 |
| Michigan | 0 | 1 |
| New Hampshire | 2 | 0 |
| Oakland | 0 | 1 |
| Old Dominion | 3 | 4 |
| Pittsburgh | 0 | 1 |
| Princeton | 0 | 1 |
| Providence | 1 | 2 |
| Rhode Island | 0 | 4 |
| Rider | 0 | 1 |
| Santa Clara | 1 | 0 |
| Siena | 0 | 2 |
| SMU | 1 | 0 |
| Southern Illinois | 1 | 0 |
| South Florida | 0 | 1 |
| St. Louis | 0 | 1 |
| St. Mary's | 0 | 1 |
| Syracuse | 0 | 2 |
| Texas State | 1 | 0 |
| Towson | 4 | 3 |
| UNC Wilmington | 5 | 1 |
| Utah State | 1 | 1 |
| UTEP | 0 | 1 |
| VCU | 4 | 3 |
| Western Michigan | 0 | 1 |
| William & Mary | 2 | 5 |
| Wright State | 2 | 0 |
| Wyoming | 1 | 0 |
| Total | 75 | 79 |

Bill Coen wrapped up the 2009-10 campaign by once again taking the Northeastern University men's basketball program further than its been in decades, proving that he has led a basketball renaissance on Huntington Avenue.

In his fourth season at the helm, Coen guided the Huskies to a 20-13 record, the program's first 20-win season since 2005, and its first appearance in the NIT also since 2005. Coen's squad had an incredible performance during the CAA regular season, going 14-4 in the ultra-competitive conference, which was good for second place. The NIT appearance gave Coen back-to-back years with a postseason berth, something Northeastern has not accomplished since the 1980s.

The 20-win season proved to be difficult to attain as Coen once again challenged his team with a very difficult non-conference schedule. Eight of NU's 12 non-conference opponents reached 20 wins last season and seven of them played in postseason. The Huskies started the season 2-7, but Coen kept his team focused and Northeastern went on to reel off 11 straight victories, including two that led to the 2009 Cable Car Classic championship. The 11 consecutive victories were the most by an NU squad since the 1986-87 team.

For his efforts, Coen was named the 2009-10 U.S. Basketball Writers Association District I Coach of the Year.

Coen's expertise has not been limited to just basketball. He has helped shape the basketball culture at Northeastern by assisting with the design of the "N-Zone" at Matthews Arena, a seating area populated by Northeastern students. The team saw an increase in the amount of students attend games, including a record number during the team's ESPN BracketBusters game, which was nationally televised on ESPN2. Coen has bonded with the student body such that he donated \$1 to the American Cancer Society for every student that came to the Northeastern-Old Dominion game during Coaches vs. Cancer weekend.

In four seasons, Coen has built the program from the ground up. When he arrived in 2006, the Huskies had lost 70 percent of the previous season's scoring. He took that team to a .500 conference record. He then lost 56 percent of his scoring the following season and had a 14-man roster that included 10 underclassmen. He again led Northeastern to a .500 conference record.

In 2008-09, Coen's squad broke out. The Huskies picked up a signature win at Providence and the experience of beating a Big East team on the road propelled them to win at Indiana and hold the Hoosiers to their fewest point total ever at Assembly Hall. They followed by winning nine of their first 10 conference games en route to a third-place finish in the CAA. Northeastern ended the season by earning a bid to the College Basketball Invitational postseason tournament.

In the CBI, the Huskies traveled across the country to Wyoming for a first-round matchup and knocked off the Cowboys. The season ended in the quarterfinals at UTEP, but not before the Huskies had their first postseason win since 1984.

At season's end, Coen was named the 2008-09 New England Division I Coach of the Year by the New England Basketball Hall of Fame.

Coen's teams have proven that they are a contender in the CAA. The Huskies have finished .500 or better in each of the five seasons they have been members of the conference, one of only four teams to do so. The Huskies are also one of only four teams in the league to reach the CAA Tournament quarterfinals in each of the last five seasons.

In building a successful program, Coen has given his players and recruits the indication that he wants to challenge them. For four seasons now, he has tested his team with tough non-conference opponents. Coen has brought his squad to some of the biggest arenas to play some of the best teams in the country. Some of the teams the Huskies have played in the Coen era include Illinois, Indiana, Maryland, Memphis, Rhode Island, Connecticut, Syracuse, Providence and Boston College.

The Huskies also are not adverse to travel. In 2009-10, the Huskies spent nearly two weeks on the west coast, playing in the Diamond Head Classic and the Cable Car Classic. In 2008-09, the Huskies traveled over 31,000 round-trip miles. In 2007-08, they played 21 road or neutral games, which was sixth-most in Division I basketball.

Coen's recruits have not disappointed. Matt Janning, who began this season with the Phoenix Suns, has been Coen's biggest acquisition. He was a three-time All-Conference selection, earning first-team honors in 2008-09 and 2009-10. He was also CAA Rookie of the Year in 2006-07. Point guard Chaison Allen has developed into a first-team All-CAA performer and is a two-time CAA All-Defensive team selection.

Coen's athletes not only star on the court, but also in the classroom. The Huskies have had eight CAA All-Academic award honorees over the last three seasons. Baptiste Bataille was named to the first team twice and the second team once, Nkem Ojougboh was twice named first team, and Matt Janning is a three-time second-team selection and was named Northeastern's 2010 recipient of the Gallagher Award as the university's top senior scholar-athlete. In 2008-09, Northeastern was the only team in the CAA to have three players earn the academic honor.

Coen has built a reputation for success in the Boston area. He came to Northeastern after spending nine seasons coaching at Boston College. A longtime member of head coach Al Skinner's staff, Coen served four years as an assistant coach before being promoted to the role of associate head coach in May 2001.

While at Boston College, Coen played a large role in the Eagles' success by recruiting top talent from around the nation and the globe. On top of his recruiting responsibilities, he was active in practice and game preparation, as well as scouting, academic monitoring and individual player development.

During Skinner and Coen's nine years at Boston College, the Eagles posted a 175-108 (.618) overall record and enjoyed six postseason berths, while winning three Big East regular season crowns. In 2000-01, the Eagles went 27-5 and defeated Pittsburgh to take home the school's first-ever Big East Tournament Championship. Between 2000-01 and 2005-06, the Eagles posted the most victories in any six-year span in school history.

Similar to Northeastern's recent move to the CAA, Boston College also managed its conference realignment successfully, when it joined the Atlantic Coast Conference from the Big East in 2005-06. The Eagles finished third overall in the regular season and advanced to the ACC Championship game, where they were edged by Duke, 78-76. Boston College's success continued in the NCAA Tournament, as Skinner and his staff helped guide the Eagles to their first Sweet 16 appearance since 1994. Matched up against former Big East rival Villanova, the Eagles bowed out, 60-59, to the Wildcats in a thrilling overtime game.

Prior to his arrival in Boston, Coen worked under Skinner for eight seasons at the University of Rhode Island, two as a graduate assistant and six as an assistant coach. During that time, the Rams enjoyed four seasons of postseason play, heading to the NCAA Tournament in 1993 and 1997, while receiving NIT bids in 1992 and 1996. Combined, the Rams' postseason record under Skinner was 5-4. In 1991, Coen received his MBA from Rhode Island.

A 1983 graduate of Hamilton College in Clinton, N.Y., Coen played four years for the Continentals, winning three ECAC Championships. As a senior, he served as team captain and led Hamilton to a national ranking.

After graduation, Coen spent three years working in the computer software industry, before accepting his first coaching position at Canajoharie (N.Y.) High School. In his one year as head coach, he led the school to a 19-3 mark and was named Coach of the Year. The following year, he returned to his alma mater and served two seasons as assistant varsity coach and head junior varsity coach. During his tenure, Hamilton compiled a 38-10 mark.

Coen is an active member of the National Association of Basketball Coaches (NABC) and resides in Charlestown.

COEN'S YEAR - BY - YEAR RECORD

| Team | Year | Record | Win Pct. | CAA Record | Finish | Win Pct. | Postseason |
|---------------------|----------------|--------------|-------------|--------------|--------|-------------|--------------------------------------|
| Northeastern | 2006-07 | 13-19 | .406 | 9-9 | T-5th | .500 | CAA Quarterfinals |
| Northeastern | 2007-08 | 14-17 | .452 | 9-9 | T-6th | .500 | CAA Quarterfinals |
| Northeastern | 2008-09 | 19-13 | .594 | 12-6 | T-3rd | .667 | CAA Quarterfinals; CBI Quarterfinals |
| Northeastern | 2009-10 | 20-13 | .606 | 14-4 | 2nd | .778 | CAA Semifinals; NIT First Round |
| Northeastern | 2010-11 | 9-17 | .346 | 5-10 | -- | .333 | |
| TOTAL | -- | 75-79 | .487 | 49-38 | -- | .563 | |

2010-11 NORTHEASTERN MEN'S BASKETBALL ROSTER

| No. | Name | Cl. | Pos. | Ht. | Wt. | Hometown | High School / Last School |
|-----|--------------------|------|------|------|-----|----------------------------|-------------------------------|
| 1 | Chris Avenant | RFr. | G/F | 6-4 | 193 | Loomis, Calif. | Sacramento |
| 3 | Chaiison Allen | Sr. | G | 6-4 | 200 | Murfreesboro, Tenn. | Oakland |
| 10 | Kauri Black | So. | F | 6-7 | 213 | Rialto, Calif. | Eisenhower / Bridgton Academy |
| 11 | Vinny Lima | Sr. | F | 6-10 | 220 | Sao Vicente, Cape Verde | Jose Augusto Pinto |
| 14 | Jonathan Lee | So. | G | 6-2 | 196 | Flint, Mich. | Flint Carman-Ainsworth / Hun |
| 15 | Alex Harris | Fr. | G | 6-1 | 170 | Richmond, Calif. | El Cerrito / Bridgton Academy |
| 20 | Joel Smith | So. | G | 6-4 | 175 | Leander, Texas | Leander |
| 21 | Dinko Marshavelski | So. | F/C | 6-11 | 240 | Plovdiv, Bulgaria | Wilbraham & Monson Academy |
| 22 | Alwayne Bigby | So. | G/F | 6-5 | 207 | Toronto, Ontario | Eastern Commerce C.I. |
| 25 | Alex Bates | Fr. | F | 6-8 | 225 | Greenbelt, Md. | Eleanor Roosevelt |
| 30 | Ryan Pierson | Fr. | F/C | 6-10 | 235 | St. Louis, Mo. | Christian Brothers College |
| 33 | Ben Felix | Jr. | C | 6-11 | 240 | Mill Bay, British Columbia | Brentwood / Berkshire School |

ALPHABETICAL

| | | |
|----|--------------------|-----|
| 3 | Chaiison Allen | G |
| 1 | Chris Avenant | G/F |
| 25 | Alex Bates | F |
| 22 | Alwayne Bigby | G/F |
| 10 | Kauri Black | F |
| 33 | Ben Felix | C |
| 15 | Alex Harris | G |
| 14 | Jonathan Lee | G |
| 11 | Vinny Lima | F |
| 21 | Dinko Marshavelski | F/C |
| 30 | Ryan Pierson | F/C |
| 20 | Joel Smith | G |

Captain: Chaiison Allen

Head Coach: Bill Coen (Hamilton '83), fifth season

Associate Head Coach: Pat Duquette (Williams '93)

Assistant Coach: Jim McCarthy (Hamilton '01)

Assistant Coach: Antonio Reynolds-Dean (Rhode Island '99)

Coordinator of Basketball Advancement: Tom Murphy (Springfield '60)

Director of Basketball Operations: Steve Scalzi (Boston College '06)

Athletic Trainer/Strength Coach: Art Horne (Canisius '00)

Manager: Brian McDonald (Northeastern '10)

SAY WHAT?

Chaiison Allen: CHASE-in
(sounds like Jason)
Alwayne Bigby: BIG-bee
Kauri Black: CAR-ee
Dinko Marshavelski: MAR-she-vehl-ski

HUSKIES BY STATE & COUNTRY...

California (3)

Chris Avenant
Kauri Black
Alex Harris

Maryland (1)

Alex Bates

Michigan (1)

Jonathan Lee

Missouri (1)

Ryan Pierson

Tennessee (1)

Chaiison Allen

Texas (1)

Joel Smith

Bulgaria (1)

Dinko Marshavelski

Canada (2)

Alwayne Bigby
Ben Felix

Cape Verde (1)

Vinny Lima

HUSKIES BY CLASS...

Seniors (2)

Chaiison Allen
Vinny Lima

Juniors (1)

Ben Felix

Sophomores (5)


Alwayne Bigby
Kauri Black
Jonathan Lee
Dinko Marshavelski
Joel Smith

Redshirt Freshmen (1)

Chris Avenant

Freshmen (3)

Alex Bates
Alex Harris
Ryan Pierson



CAREER STATISTICS

| | GP | GS | Min | Avg | FG | FGA | Pct | 3FG | 3FGA | Pct | FT | FTA | Pct | OR | DR | Reb | Avg | PF | FO | Ast | TO | Blk | Stl | Pts | Avg |
|---------|----|----|-----|-----|----|-----|------|-----|------|------|----|-----|------|----|----|-----|-----|----|----|-----|----|-----|-----|-----|-----|
| 2010-11 | 15 | 0 | 116 | 7.7 | 6 | 18 | .333 | 2 | 12 | .167 | 0 | 0 | .000 | 2 | 5 | 7 | 0.5 | 19 | 0 | 2 | 9 | 2 | 2 | 14 | 0.9 |

1 CHRIS AVENANT

RS FRESHMAN • G/F

6-4 • 193

LOOMIS, CALIF.

SACRAMENTO H.S.

2010-11: Posted his first career points on a three-pointer in 77-67 win over East Tennessee State (Dec. 23)...Grabbed his first collegiate rebound vs. St. Louis (Dec. 22)...Made his collegiate debut with three minutes off the bench against Rhode Island (Dec. 8).

CAREER HIGHS


| | |
|--|-------------|
| Points | 5 |
| vs. Texas State (12/24/10) | |
| Rebounds | 2 (2 times) |
| MR vs. Furman (12/30/10) | |
| Assists..... | 1 (2 times) |
| MR vs. George Mason (1/12/11) | |
| Steals..... | 1 (2 times) |
| MR at James Madison (1/3/11) | |
| Blocks..... | 2 |
| .. vs. East Tennessee State (12/23/10) | |
| Field Goals..... | 2 |
| vs. Texas State (12/24/10) | |
| Field Goal Attempts | 3 (2 times) |
| MR vs. Texas State (12/24/10) | |
| 3-Pt Field Goals..... | 1 (2 times) |
| MR vs. Texas State (12/24/10) | |
| 3-Pt Field Goal Attempts.. | 2 (3 times) |
| MR vs. Hofstra (1/8/11) | |
| Free Throws | |
| Free Throw Attempts..... | |
| Minutes..... | 19 |
| vs. Texas State (12/24/10) | |

2010-11 GAME-BY-GAME

| | Min | FG | 3FG | FT | OR | DR | TR | PF | Ast | TO | Blk | Stl | Pts |
|-----------------------------|-----|-----|-----|-----|----|----|----|----|-----|----|-----|-----|-----|
| 11/12 vs Boston University | DNP | | | | | | | | | | | | |
| 11/16 at Southern Illinois | DNP | | | | | | | | | | | | |
| 11/20 vs Siena | DNP | | | | | | | | | | | | |
| 11/27 at Utah State | DNP | | | | | | | | | | | | |
| 12/1 at Providence | DNP | | | | | | | | | | | | |
| 12/4 vs Drexel | DNP | | | | | | | | | | | | |
| 12/8 vs Rhode Island | 3 | 0-0 | 0-0 | 0-0 | 0 | 0 | 0 | 1 | 0 | 1 | 0 | 0 | 0 |
| 12/22 vs St. Louis | 10 | 0-1 | 0-1 | 0-0 | 0 | 1 | 1 | 2 | 0 | 2 | 0 | 0 | 0 |
| 12/23 vs East Tennessee St. | 16 | 1-3 | 1-2 | 0-0 | 1 | 1 | 2 | 3 | 0 | 1 | 2 | 0 | 3 |
| 12/24 vs Texas State | 19 | 2-3 | 1-2 | 0-0 | 0 | 0 | 0 | 4 | 0 | 1 | 0 | 0 | 5 |
| 12/29 vs Princeton | 1 | 0-0 | 0-0 | 0-0 | 0 | 0 | 0 | 1 | 0 | 0 | 0 | 0 | 0 |
| 12/30 vs Furman | 16 | 1-2 | 0-1 | 0-0 | 1 | 1 | 2 | 2 | 0 | 0 | 0 | 1 | 2 |
| 1/3 at James Madison | 6 | 0-1 | 0-1 | 0-0 | 0 | 0 | 0 | 0 | 1 | 0 | 0 | 1 | 0 |
| 1/5 at Old Dominion | 7 | 1-2 | 0-1 | 0-0 | 0 | 0 | 0 | 0 | 0 | 1 | 0 | 0 | 2 |
| 1/8 vs Hofstra | 4 | 0-2 | 0-2 | 0-0 | 0 | 0 | 0 | 0 | 0 | 0 | 0 | 0 | 0 |
| 1/12 vs George Mason | 13 | 1-1 | 0-0 | 0-0 | 0 | 0 | 0 | 3 | 1 | 1 | 0 | 0 | 2 |
| 1/15 at VCU | 1 | 0-0 | 0-0 | 0-0 | 0 | 0 | 0 | 0 | 0 | 0 | 0 | 0 | 0 |
| 1/19 at Delaware | DNP | | | | | | | | | | | | |
| 1/22 at Drexel | 9 | 0-2 | 0-1 | 0-0 | 0 | 1 | 1 | 2 | 0 | 0 | 0 | 0 | 0 |
| 1/24 vs William & Mary | DNP | | | | | | | | | | | | |
| 1/26 at UNC Wilmington | 4 | 0-0 | 0-0 | 0-0 | 0 | 0 | 0 | 0 | 0 | 1 | 0 | 0 | 0 |
| 1/29 vs Georgia State | 2 | 0-0 | 0-0 | 0-0 | 0 | 0 | 0 | 0 | 0 | 0 | 0 | 0 | 0 |
| 2/2 vs VCU | DNP | | | | | | | | | | | | |
| 2/5 at Hofstra | DNP | | | | | | | | | | | | |
| 2/9 vs Towson | 5 | 0-1 | 0-1 | 0-0 | 0 | 1 | 1 | 1 | 0 | 1 | 0 | 0 | 0 |
| 2/12 at Georgia State | DNP | | | | | | | | | | | | |

Season high in **bold**

DOUBLE-DIGIT GAMES



CAREER STATISTICS

| | GP | GS | Min | Avg | FG | FGA | Pct | 3FG | 3FGA | Pct | FT | FTA | Pct | OR | DR | Reb | Avg | PF | FO | Ast | TO | Blk | Stl | Pts | Avg |
|--------------|------------|------------|-------------|-------------|------------|-------------|-------------|------------|------------|-------------|------------|------------|-------------|------------|------------|------------|------------|------------|----------|------------|------------|-----------|------------|-------------|-------------|
| 2007-08 | 31 | 31 | 1068 | 34.5 | 96 | 248 | .387 | 17 | 72 | .236 | 76 | 109 | .697 | 43 | 101 | 144 | 4.6 | 67 | 1 | 108 | 81 | 3 | 63 | 285 | 9.2 |
| 2008-09 | 32 | 32 | 1106 | 34.6 | 110 | 274 | .401 | 32 | 96 | .333 | 81 | 106 | .764 | 42 | 124 | 166 | 5.2 | 56 | 1 | 98 | 61 | 7 | 57 | 333 | 10.4 |
| 2009-10 | 33 | 32 | 1167 | 35.4 | 151 | 343 | .440 | 69 | 174 | .397 | 77 | 104 | .740 | 35 | 121 | 156 | 4.7 | 53 | 1 | 118 | 75 | 1 | 51 | 448 | 13.6 |
| 2010-11 | 24 | 24 | 894 | 37.2 | 132 | 309 | .427 | 53 | 132 | .402 | 79 | 120 | .658 | 33 | 106 | 139 | 5.8 | 43 | 1 | 86 | 43 | 2 | 47 | 396 | 16.5 |
| TOTAL | 120 | 119 | 4235 | 35.3 | 489 | 1174 | .417 | 171 | 474 | .361 | 313 | 439 | .713 | 153 | 452 | 605 | 5.0 | 219 | 4 | 410 | 260 | 13 | 218 | 1462 | 12.2 |

3 **CHAÏSSON ALLEN**
SENIOR • GUARD
6-4 • 200
MURFREESBORO, TENN.
OAKLAND H.S.

2010-11: Named to the CAA Preseason All-Conference First Team...Leads team in scoring, rebounding, assists and steals...Ranks 10th among Northeastern's all-time leading scorers...Ranks fourth among Northeastern's all-time assist leaders...Ranks third in career steals in Northeastern history...Ranks third among active career scoring leaders and fourth among active career rebounding leaders in the CAA... Currently ranks fourth in scoring in the CAA...Ranks sixth in the CAA with 3.6 assists per game...Ranks second in the CAA with 2.0 steals per game...Three-point field goal percentage ranks seventh in CAA...Averages 2.2 three-pointers per game to rank fourth in the CAA...Ranks fourth in the CAA with a 2.0 assist/turnover ratio...Averages 4.4 defensive rebounds per game to rank 11th in CAA...Ranks second in the CAA in minutes played per game...Has been Huskies' leading scorer in 13 games this season, including six of the first seven games and five straight games from Jan. 26-Feb. 9...Scored in double figures in every Huskies' win this season...Scored 20+ points in five straight games from Jan. 26-Feb. 9, becoming the first Husky to do that since Jose Juan Barea in 2006...Matched career high with 26 points, the most points by a Husky this season, to lead Huskies to 91-80 win over VCU (Feb. 2)...Earned CAA Co-Player of the Week honors on Jan. 31 after averaging 20.3 ppg, 7.7 rpg and 4.7 apg in three NU wins...Named to the UCF Holiday Classic All-Tournament Team after averaging 13.5 ppg and 5.5 rpg...Missed the first two games of his career in January due to injury...Made six steals in 86-78 win over Texas State, matching the most steals by any player in the CAA this season (Dec. 24)...Has led the Huskies in rebounding in nine games this season and tied for the team lead in four more games...Has led the Huskies in both scoring and rebounding in five games this season...Tallied a double-double and hit game-winning free throw with 2.5 seconds remaining in overtime in 63-62 win at Southern Illinois (Nov. 16).

CAREER HIGHS

| | |
|---------------------------------------|--------------|
| Points | 26 (2 times) |
|MR vs VCU (2/2/11) | |
| Rebounds | 10 (6 times) |
| MR at Delaware (1/19/11) | |
| Assists | 9 (2 times) |
|MR at Boston College (12/22/07) | |
| Steals | 7 |
|at Maryland (11/15/07) | |
| Blocks | 1 (13 times) |
|MR at Georgia State (2/12/11) | |
| Field Goals | 10 (2 times) |
|MR vs VCU (2/2/11) | |
| Field Goal Attempts | 19 |
|vs. Drexel (12/4/10) | |
| 3-Pt Field Goals | 6 (3 times) |
|MR vs. George Mason (1/7/10) | |
| 3-Pt Field Goal Attempts | 13 |
|at UTEP (3/23/09) | |
| Free Throws | 11 |
|at Boston University (11/19/07) | |
| Free Throw Attempts | 12 (3 times) |
| MR vs. Towson (2/9/11) | |
| Minutes | 47 |
| at Harvard (12/10/08) | |

2010-11 GAME-BY-GAME

| | Min | FG | 3FG | FT | OR | DR | TR | PF | Ast | TO | Blk | Stl | Pts |
|-----------------------------|-----------|-------|-----|------|----|----|-----------|----|----------|----|-----|----------|-----------|
| 11/12 vs Boston University | 36 | 8-17 | 2-6 | 2-2 | 1 | 5 | 6 | 2 | 5 | 2 | 0 | 0 | 20 |
| 11/16 at Southern Illinois | 32 | 5-14 | 1-2 | 1-3 | 1 | 9 | 10 | 4 | 1 | 3 | 0 | 4 | 12 |
| 11/20 vs Siena | 36 | 6-12 | 5-9 | 1-2 | 0 | 2 | 2 | 1 | 5 | 0 | 0 | 2 | 18 |
| 11/27 at Utah State | 38 | 5-15 | 1-5 | 7-9 | 0 | 4 | 4 | 2 | 7 | 2 | 0 | 1 | 18 |
| 12/1 at Providence | 38 | 9-16 | 2-6 | 4-7 | 2 | 3 | 5 | 3 | 1 | 2 | 0 | 1 | 24 |
| 12/4 vs Drexel | 38 | 7-19 | 2-6 | 3-4 | 3 | 7 | 10 | 3 | 3 | 2 | 1 | 3 | 19 |
| 12/8 vs Rhode Island | 36 | 4-13 | 2-7 | 7-12 | 0 | 4 | 4 | 2 | 5 | 3 | 0 | 1 | 17 |
| 12/22 vs St. Louis | 31 | 2-7 | 0-3 | 0-2 | 0 | 5 | 5 | 1 | 2 | 1 | 0 | 1 | 4 |
| 12/23 vs East Tennessee St. | 38 | 6-11 | 3-5 | 3-6 | 1 | 7 | 8 | 1 | 4 | 2 | 0 | 2 | 18 |
| 12/24 vs Texas State | 38 | 4-9 | 2-3 | 8-10 | 2 | 2 | 4 | 2 | 2 | 2 | 0 | 6 | 18 |
| 12/29 vs Princeton | 38 | 7-15 | 3-7 | 2-4 | 1 | 5 | 6 | 3 | 1 | 2 | 0 | 3 | 19 |
| 12/30 vs Furman | 36 | 2-8 | 0-3 | 4-6 | 2 | 3 | 5 | 0 | 1 | 2 | 0 | 0 | 8 |
| 1/3 at James Madison | DNP | | | | | | | | | | | | |
| 1/5 at Old Dominion | DNP | | | | | | | | | | | | |
| 1/8 vs Hofstra | 38 | 7-17 | 4-8 | 4-6 | 3 | 2 | 5 | 0 | 3 | 1 | 0 | 2 | 22 |
| 1/12 vs George Mason | 29 | 2-4 | 0-1 | 0-0 | 1 | 4 | 5 | 2 | 4 | 2 | 0 | 0 | 4 |
| 1/15 at VCU | 39 | 7-14 | 2-6 | 0-0 | 1 | 1 | 2 | 2 | 5 | 3 | 0 | 0 | 16 |
| 1/19 at Delaware | 40- | 4-14 | 4-9 | 0-0 | 1 | 9 | 10 | 1 | 5 | 2 | 0 | 0 | 12 |
| 1/22 at Drexel | 36 | 1-8 | 1-4 | 0-1 | 0 | 3 | 3 | 3 | 3 | 1 | 0 | 2 | 3 |
| 1/24 vs William & Mary | 38 | 7-12 | 2-6 | 3-6 | 3 | 4 | 7 | 2 | 4 | 0 | 0 | 3 | 19 |
| 1/26 at UNC Wilmington | 40 | 4-11 | 3-7 | 9-10 | 2 | 6 | 8 | 1 | 6 | 1 | 0 | 3 | 20 |
| 1/29 vs Georgia State | 39 | 8-17 | 2-5 | 4-4 | 2 | 6 | 8 | 1 | 4 | 2 | 0 | 2 | 22 |
| 2/2 vs VCU | 40 | 10-17 | 4-6 | 2-2 | 2 | 2 | 4 | 1 | 5 | 2 | 0 | 4 | 26 |
| 2/5 at Hofstra | 40- | 7-14 | 2-6 | 5-7 | 1 | 5 | 6 | 5 | 2 | 1 | 0 | 1 | 21 |
| 2/9 vs Towson | 38 | 5-11 | 3-6 | 8-12 | 1 | 4 | 5 | 0 | 6 | 2 | 0 | 2 | 21 |
| 2/12 at Georgia State | 42 | 5-14 | 3-6 | 2-5 | 3 | 4 | 7 | 1 | 2 | 3 | 1 | 4 | 15 |

Season high in **bold**

DOUBLE-DIGIT GAMES

| | |
|------------------------------------|----|
| Points | 78 |
|MR at Georgia State (2/12/11) | |
| Rebounds | 6 |
| MR at Delaware (1/19/11) | |



CAREER STATISTICS

| | GP | GS | Min | Avg | FG | FGA | Pct | 3FG | 3FGA | Pct | FT | FTA | Pct | OR | DR | Reb | Avg | PF | FO | Ast | TO | Blk | Stl | Pts | Avg |
|--------------|-----------|-----------|------------|-------------|-----------|------------|-------------|----------|----------|-------------|-----------|-----------|-------------|-----------|-----------|------------|------------|------------|----------|-----------|-----------|-----------|-----------|------------|------------|
| 2009-10 | 19 | 0 | 220 | 11.6 | 10 | 24 | .417 | 0 | 0 | .000 | 23 | 29 | .793 | 12 | 26 | 38 | 2.0 | 40 | 0 | 9 | 11 | 5 | 11 | 43 | 2.3 |
| 2010-11 | 26 | 22 | 680 | 26.2 | 58 | 124 | .468 | 0 | 0 | .000 | 31 | 46 | .674 | 42 | 56 | 98 | 3.8 | 87 | 7 | 43 | 27 | 10 | 20 | 147 | 5.7 |
| TOTAL | 45 | 22 | 900 | 20.0 | 68 | 148 | .459 | 0 | 0 | .000 | 54 | 75 | .720 | 54 | 82 | 136 | 3.0 | 127 | 7 | 52 | 38 | 15 | 31 | 190 | 4.2 |

2010-11: Has led Huskies in rebounding in four games this season and tied for team lead in three more games...Started each of the last 14 games...Was a perfect 6-for-6 from the free throw line against Siena (Nov. 20)...Tallied first career double-double with 11 points and 12 rebounds, both career highs, in 66-64 win over Boston University (Nov. 12)...His 12 rebounds against Boston University were most by a Husky this season.

10 KAURI BLACK

SOPHOMORE • FORWARD

6-7 • 213

RIALTO, CALIF.

EISENHOWER H.S. / BRIDGTON ACADEMY

CAREER HIGHS

| | |
|---------------------------------------|--------------------------------|
| Points | 13 (2 times) |
| | MR at Hofstra (2/5/11) |
| Rebounds | 12 |
|vs. | Boston University (11/12/10) |
| Assists | 6 |
| | at James Madison (1/3/11) |
| Steals | 2 (9 times) |
| | MR vs. Georgia State (1/29/11) |
| Blocks | 2 (3 times) |
| | MR vs. Hofstra (1/8/11) |
| Field Goals | 5 |
| | vs. Rhode Island (12/8/10) |
| Field Goal Attempts | 9 (2 times) |
| | MR vs. Rhode Island (12/8/10) |
| 3-Pt Field Goals | |
| | |
| 3-Pt Field Goal Attempts | |
| | |
| Free Throws | 7 |
|vs. | Boston University (11/12/10) |
| Free Throw Attempts | 9 |
|vs. | Boston University (11/12/10) |
| Minutes | 39 |
|vs. | William & Mary (1/24/11) |

2010-11 GAME-BY-GAME

| | Min | FG | 3FG | FT | OR | DR | TR | PF | Ast | TO | Blk | Stl | Pts |
|-----------------------------|-----------|-----|-----|-----|----|----|-----------|----|----------|----|----------|----------|-----------|
| 11/12 vs Boston University | 30 | 2-9 | 0-0 | 7-9 | 5 | 7 | 12 | 3 | 1 | 1 | 0 | 2 | 11 |
| 11/16 at Southern Illinois | 29 | 4-6 | 0-0 | 1-3 | 1 | 1 | 2 | 5 | 2 | 1 | 1 | 0 | 9 |
| 11/20 vs Siena | 24 | 2-6 | 0-0 | 6-6 | 1 | 1 | 2 | 4 | 0 | 2 | 0 | 2 | 10 |
| 11/27 at Utah State | 28 | 1-8 | 0-0 | 0-0 | 3 | 4 | 7 | 3 | 1 | 2 | 0 | 0 | 2 |
| 12/1 at Providence | 25 | 4-8 | 0-0 | 0-0 | 2 | 0 | 2 | 5 | 4 | 0 | 1 | 2 | 8 |
| 12/4 vs Drexel | 26 | 1-6 | 0-0 | 0-0 | 1 | 4 | 5 | 2 | 0 | 2 | 1 | 0 | 2 |
| 12/8 vs Rhode Island | 30 | 5-9 | 0-0 | 3-6 | 2 | 5 | 7 | 4 | 2 | 1 | 2 | 0 | 13 |
| 12/22 vs St. Louis | 17 | 1-4 | 0-0 | 0-0 | 0 | 0 | 0 | 2 | 0 | 0 | 0 | 1 | 2 |
| 12/23 vs East Tennessee St. | 15 | 1-3 | 0-0 | 0-0 | 0 | 3 | 3 | 2 | 2 | 0 | 0 | 0 | 2 |
| 12/24 vs Texas State | 3 | 0-1 | 0-0 | 0-0 | 0 | 0 | 0 | 0 | 0 | 0 | 0 | 0 | 0 |
| 12/29 vs Princeton | 27 | 3-4 | 0-0 | 0-0 | 2 | 2 | 4 | 4 | 0 | 1 | 0 | 2 | 6 |
| 12/30 vs Furman | 21 | 2-4 | 0-0 | 0-1 | 1 | 3 | 4 | 2 | 1 | 1 | 0 | 2 | 4 |
| 1/3 at James Madison | 36 | 1-2 | 0-0 | 1-2 | 2 | 1 | 3 | 3 | 6 | 3 | 0 | 1 | 3 |
| 1/5 at Old Dominion | 31 | 2-8 | 0-0 | 0-0 | 4 | 2 | 6 | 3 | 2 | 2 | 0 | 2 | 4 |
| 1/8 vs Hofstra | 25 | 3-3 | 0-0 | 0-0 | 0 | 4 | 4 | 5 | 3 | 1 | 2 | 1 | 6 |
| 1/12 vs George Mason | 25 | 0-3 | 0-0 | 0-0 | 0 | 1 | 1 | 1 | 1 | 1 | 1 | 0 | 0 |
| 1/15 at VCU | 26 | 3-3 | 0-0 | 0-0 | 2 | 1 | 3 | 5 | 1 | 1 | 0 | 1 | 6 |
| 1/19 at Delaware | 33 | 2-4 | 0-0 | 0-0 | 1 | 2 | 3 | 5 | 3 | 0 | 0 | 0 | 4 |
| 1/22 at Drexel | 21 | 2-4 | 0-0 | 0-1 | 2 | 0 | 2 | 4 | 2 | 0 | 0 | 0 | 4 |
| 1/24 vs William & Mary | 39 | 3-4 | 0-0 | 4-6 | 2 | 5 | 7 | 2 | 5 | 2 | 0 | 0 | 10 |
| 1/26 at UNC Wilmington | 25 | 2-3 | 0-0 | 0-0 | 0 | 2 | 2 | 4 | 0 | 1 | 0 | 0 | 4 |
| 1/29 vs Georgia State | 34 | 2-5 | 0-0 | 3-5 | 0 | 2 | 2 | 2 | 0 | 0 | 1 | 2 | 7 |
| 2/2 vs VCU | 24 | 4-4 | 0-0 | 0-0 | 1 | 1 | 2 | 5 | 3 | 0 | 1 | 0 | 8 |
| 2/5 at Hofstra | 36 | 4-6 | 0-0 | 5-5 | 6 | 1 | 7 | 3 | 3 | 1 | 0 | 0 | 13 |
| 2/9 vs Towson | 23 | 3-3 | 0-0 | 1-2 | 1 | 4 | 5 | 4 | 0 | 3 | 0 | 1 | 7 |
| 2/12 at Georgia State | 27 | 1-4 | 0-0 | 0-0 | 3 | 0 | 3 | 5 | 1 | 1 | 0 | 1 | 2 |

Season high in **bold**

DOUBLE-DIGIT GAMES

| | |
|-----------------------|------------------------------|
| Points | 5 |
| | MR at Hofstra (2/5/11) |
| Rebounds | 1 |
|vs. | Boston University (11/12/10) |



CAREER STATISTICS

| | GP | GS | Min | Avg | FG | FGA | Pct | 3FG | 3FGA | Pct | FT | FTA | Pct | OR | DR | Reb | Avg | PF | FO | Ast | TO | Blk | Stl | Pts | Avg |
|--------------|-----------|----------|------------|------------|-----------|------------|-------------|-----------|-----------|-------------|-----------|-----------|-------------|-----------|-----------|------------|------------|-----------|----------|-----------|-----------|-----------|-----------|------------|------------|
| 2007-08 | 15 | 0 | 135 | 9.0 | 16 | 37 | .432 | 8 | 16 | .500 | 2 | 3 | .667 | 10 | 8 | 18 | 1.2 | 16 | 0 | 4 | 8 | 2 | 5 | 42 | 2.8 |
| 2008-09 | 29 | 5 | 254 | 8.8 | 19 | 36 | .528 | 5 | 15 | .333 | 9 | 14 | .643 | 15 | 25 | 40 | 1.4 | 36 | 0 | 8 | 17 | 6 | 7 | 52 | 1.8 |
| 2009-10 | 29 | 0 | 177 | 6.1 | 12 | 30 | .400 | 6 | 14 | .429 | 5 | 7 | .714 | 15 | 18 | 33 | 1.1 | 25 | 0 | 7 | 7 | 2 | 2 | 35 | 1.2 |
| 2010-11 | 12 | 4 | 137 | 11.4 | 14 | 46 | .304 | 4 | 15 | .267 | 8 | 10 | .800 | 9 | 14 | 23 | 1.9 | 20 | 0 | 5 | 7 | 3 | 1 | 40 | 3.3 |
| TOTAL | 85 | 9 | 703 | 8.3 | 61 | 149 | .409 | 23 | 60 | .383 | 24 | 34 | .706 | 49 | 65 | 114 | 1.3 | 97 | 0 | 24 | 39 | 13 | 15 | 169 | 2.0 |

2010-11: Has not played since Dec. 30 due to injury...Grabbed six rebounds to lead team vs. St. Louis (Dec. 22), matching his career high set on Jan. 5, 2009 against Hofstra.

11 VINNY LIMA

SENIOR • FORWARD

6-10 • 220

**SÃO VICENTE,
CAPE VERDE**

JOSE AUGUSTO PINTO

CAREER HIGHS

| | |
|--|--------------|
| Points | 14 |
| vs. Rhode Island (12/3/08) | |
| Rebounds | 6 (2 times) |
| MR vs. St. Louis (12/22/10) | |
| Assists | 2 (4 times) |
| MR at Siena (11/17/09) | |
| Steals | 2 (2 times) |
|MR vs. Rhode Island (12/3/08) | |
| Blocks | 2 |
|at UTEP (3/23/09) | |
| Field Goals | 6 |
| vs. Rhode Island (12/3/08) | |
| Field Goal Attempts | 8 (3 times) |
| MR vs. Princeton (12/29/10) | |
| 3-Pt Field Goals | 2 (2 times) |
| MR at William & Mary (2/13/10) | |
| 3-Pt Field Goal Attempts .. | 4 (2 times) |
| MR vs. East Tennessee St. (12/23/10) | |
| Free Throws | 4 (2 times) |
| MR vs. East Tennessee St. (12/23/10) | |
| Free Throw Attempts | 5 |
| .. vs. East Tennessee State (12/23/10) | |
| Minutes | 24 (3 times) |
| MR vs. East Tennessee St. (12/23/10) | |


DOUBLE-DIGIT GAMES

| | |
|------------------------------------|---|
| Points | 2 |
|MR vs. Rhode Island (12/3/08) | |

2010-11 GAME-BY-GAME

| | Min | FG | 3FG | FT | OR | DR | TR | PF | Ast | TO | Blk | Stl | Pts |
|-----------------------------|-----------|-----|-----|-----|----|----|----|----|-----|----|-----|-----|-----|
| 11/12 vs Boston University | 14 | 1-2 | 1-1 | 0-0 | 0 | 1 | 1 | 0 | 1 | 0 | 0 | 0 | 3 |
| 11/16 at Southern Illinois | 6 | 0-2 | 0-1 | 0-0 | 0 | 0 | 0 | 1 | 0 | 0 | 0 | 0 | 0 |
| 11/20 vs Siena | 19 | 3-8 | 1-4 | 0-0 | 0 | 0 | 0 | 2 | 0 | 3 | 1 | 1 | 7 |
| 11/27 at Utah State | 1 | 0-0 | 0-0 | 1-2 | 0 | 0 | 0 | 1 | 0 | 0 | 0 | 0 | 1 |
| 12/1 at Providence | 5 | 0-3 | 0-1 | 0-0 | 1 | 1 | 2 | 1 | 1 | 0 | 0 | 0 | 0 |
| 12/4 vs Drexel | 6 | 0-1 | 0-1 | 2-2 | 1 | 0 | 1 | 1 | 0 | 1 | 1 | 0 | 2 |
| 12/8 vs Rhode Island | 6 | 0-2 | 0-0 | 0-0 | 2 | 1 | 3 | 3 | 0 | 0 | 1 | 0 | 0 |
| 12/22 vs St. Louis | 19 | 2-5 | 1-1 | 1-1 | 2 | 4 | 6 | 2 | 0 | 2 | 0 | 0 | 6 |
| 12/23 vs East Tennessee St. | 24 | 2-8 | 1-4 | 4-5 | 1 | 2 | 3 | 4 | 1 | 1 | 0 | 0 | 9 |
| 12/24 vs Texas State | 15 | 3-7 | 0-1 | 0-0 | 1 | 1 | 2 | 1 | 1 | 0 | 0 | 0 | 6 |
| 12/29 vs Princeton | 18 | 3-8 | 0-1 | 0-0 | 1 | 4 | 5 | 3 | 1 | 0 | 0 | 0 | 6 |
| 12/30 vs Furman | 4 | 0-0 | 0-0 | 0-0 | 0 | 0 | 0 | 1 | 0 | 0 | 0 | 0 | 0 |
| 1/3 at James Madison | DNP | | | | | | | | | | | | |
| 1/5 at Old Dominion | DNP | | | | | | | | | | | | |
| 1/8 vs Hofstra | DNP | | | | | | | | | | | | |
| 1/12 vs George Mason | DNP | | | | | | | | | | | | |
| 1/15 at VCU | DNP | | | | | | | | | | | | |
| 1/19 at Delaware | DNP | | | | | | | | | | | | |
| 1/22 at Drexel | DNP | | | | | | | | | | | | |
| 1/24 vs William & Mary | DNP | | | | | | | | | | | | |
| 1/26 at UNC Wilmington | DNP | | | | | | | | | | | | |
| 1/29 vs Georgia State | DNP | | | | | | | | | | | | |
| 2/2 vs VCU | DNP | | | | | | | | | | | | |
| 2/5 at Hofstra | DNP | | | | | | | | | | | | |
| 2/9 vs Towson | DNP | | | | | | | | | | | | |
| 2/12 at Georgia State | DNP | | | | | | | | | | | | |

Season high in **bold**



CAREER STATISTICS

| | GP | GS | Min | Avg | FG | FGA | Pct | 3FG | 3FGA | Pct | FT | FTA | Pct | OR | DR | Reb | Avg | PF | FO | Ast | TO | Blk | Stl | Pts | Avg |
|--------------|-----------|-----------|------------|-------------|-----------|------------|-------------|-----------|-----------|-------------|-----------|-----------|-------------|-----------|-----------|-----------|------------|-----------|----------|-----------|-----------|----------|-----------|------------|------------|
| 2009-10 | 12 | 0 | 49 | 4.1 | 3 | 13 | .231 | 0 | 1 | .000 | 7 | 8 | .875 | 3 | 2 | 5 | 0.4 | 3 | 0 | 3 | 7 | 0 | 3 | 13 | 1.1 |
| 2010-11 | 26 | 18 | 753 | 29.0 | 95 | 185 | .514 | 29 | 62 | .468 | 75 | 89 | .843 | 26 | 62 | 88 | 3.4 | 55 | 0 | 71 | 72 | 2 | 21 | 294 | 11.3 |
| TOTAL | 38 | 18 | 802 | 21.1 | 98 | 198 | .495 | 29 | 63 | .460 | 82 | 97 | .845 | 29 | 64 | 93 | 2.4 | 58 | 0 | 74 | 79 | 2 | 24 | 307 | 8.1 |

14 JONATHAN LEE

SOPHOMORE • GUARD

6-2 • 196

FLINT, MICH.

**CARMAN-AINSWORTH H.S.
/ HUN SCHOOL**

2010-11: Free throw percentage ranks fourth in the CAA and 70th in the nation...Three-point field goal percentage leads the Huskies and would lead the CAA, but does not have enough to qualify for league leaders...Has started last 17 straight games...Scored career-high 24 points at Georgia State (Feb. 12)...Dished career-high eight assists, the most assists by a Husky since 2007, at Hofstra (Feb. 5)...Scored 23 points and led Huskies with six rebounds in 91-80 win over VCU (Feb. 2)...Went 6-for-6 from the line in the final two minutes at UNC Wilmington, scoring Northeastern's final six points and lifting the Huskies from a tie game to a 70-66 win (Jan. 26)...Tied for team lead with 16 points vs. George Mason (Jan. 12)...Led Huskies with 11 points and four assists at Old Dominion (Jan. 5)...Led Huskies with 16 points and was a perfect 8-of-8 from the free throw line against Furman, the best free-throw shooting performance by a Husky in over a year (Dec. 30)...Led Huskies with 22 points on 7-of-8 field goal shooting and five rebounds and went on a personal 9-0 run to cap a rally from a 17-point deficit and lead the Huskies to an 86-78 win over Texas State (Dec. 24)...Went a perfect 4-of-4 from beyond the arc, scoring all 12 of his points on threes, in 77-67 win over East Tennessee State (Dec. 23)...Made first career start vs. St. Louis, scoring seven points in 30 minutes (Dec. 22).

CAREER HIGHS

| | | |
|--------------------------|-------------|-------------------------------------|
| Points | 24 | at Georgia State (2/12/11) |
| Rebounds | 7 | at Delaware (1/19/11) |
| Assists | 8 | at Hofstra (2/5/11) |
| Steals | 3 | at Drexel (1/22/11) |
| Blocks | 1 (2 times) | MR at Hofstra (2/5/11) |
| Field Goals | 8 (2 times) | MR at Georgia State (2/12/11) |
| Field Goal Attempts | 14 | vs. VCU (2/2/11) |
| 3-Pt Field Goals | 4 | vs. East Tennessee State (12/23/10) |
| 3-Pt Field Goal Attempts | 5 | vs. Hofstra (1/8/11) |
| Free Throws | 8 (2 times) | MR vs. Furman (12/30/10) |
| Free Throw Attempts | 12 | vs. Texas State (12/24/10) |
| Minutes | 41 | at Georgia State (2/12/11) |


2010-11 GAME-BY-GAME

| | Min | FG | 3FG | FT | OR | DR | TR | PF | Ast | TO | Blk | Stl | Pts |
|-----------------------------|-----------|------|-----|------|----|----|----|----|-----|----|-----|-----|-----------|
| 11/12 vs Boston University | 10 | 1-2 | 1-1 | 0-0 | 0 | 1 | 1 | 1 | 0 | 2 | 0 | 1 | 3 |
| 11/16 at Southern Illinois | 23 | 1-6 | 1-2 | 5-6 | 2 | 2 | 4 | 1 | 0 | 2 | 0 | 1 | 8 |
| 11/20 vs Siena | 19 | 3-5 | 2-3 | 2-2 | 1 | 1 | 2 | 3 | 2 | 2 | 0 | 1 | 10 |
| 11/27 at Utah State | 25 | 3-6 | 2-3 | 0-0 | 0 | 3 | 3 | 1 | 0 | 2 | 0 | 0 | 8 |
| 12/1 at Providence | 11 | 0-4 | 0-2 | 0-0 | 0 | 0 | 0 | 0 | 1 | 0 | 0 | 0 | 0 |
| 12/4 vs Drexel | 18 | 3-4 | 0-1 | 2-2 | 0 | 3 | 3 | 1 | 0 | 1 | 0 | 0 | 8 |
| 12/8 vs Rhode Island | 24 | 4-5 | 1-2 | 2-2 | 2 | 2 | 4 | 2 | 2 | 5 | 0 | 0 | 11 |
| 12/22 vs St. Louis | 30 | 1-4 | 1-2 | 4-4 | 0 | 2 | 2 | 2 | 0 | 3 | 0 | 0 | 7 |
| 12/23 vs East Tennessee St. | 24 | 4-6 | 4-4 | 0-0 | 1 | 1 | 2 | 4 | 5 | 1 | 0 | 1 | 12 |
| 12/24 vs Texas State | 38 | 7-8 | 0-1 | 8-12 | 2 | 3 | 5 | 3 | 4 | 6 | 0 | 2 | 22 |
| 12/29 vs Princeton | 29 | 2-6 | 0-0 | 0-0 | 0 | 3 | 3 | 2 | 5 | 2 | 1 | 1 | 4 |
| 12/30 vs Furman | 28 | 4-8 | 0-0 | 8-8 | 1 | 1 | 2 | 1 | 5 | 2 | 0 | 1 | 16 |
| 1/3 at James Madison | 37 | 5-10 | 2-4 | 0-0 | 3 | 1 | 4 | 0 | 2 | 4 | 0 | 2 | 12 |
| 1/5 at Old Dominion | 32 | 4-9 | 1-3 | 2-2 | 0 | 3 | 3 | 4 | 4 | 4 | 0 | 1 | 11 |
| 1/8 vs Hofstra | 39 | 5-12 | 2-5 | 2-2 | 0 | 4 | 4 | 2 | 3 | 1 | 0 | 0 | 14 |
| 1/12 vs George Mason | 36 | 5-11 | 2-3 | 4-7 | 1 | 0 | 1 | 1 | 0 | 5 | 0 | 0 | 16 |
| 1/15 at VCU | 24 | 2-8 | 1-4 | 3-4 | 0 | 2 | 2 | 2 | 3 | 4 | 0 | 2 | 8 |
| 1/19 at Delaware | 23 | 0-3 | 0-2 | 0-0 | 2 | 5 | 7 | 3 | 2 | 3 | 0 | 0 | 0 |
| 1/22 at Drexel | 35 | 3-7 | 1-3 | 2-2 | 2 | 3 | 5 | 4 | 2 | 5 | 0 | 3 | 9 |
| 1/24 vs William & Mary | 33 | 5-9 | 0-2 | 1-1 | 2 | 3 | 5 | 2 | 3 | 1 | 0 | 2 | 11 |
| 1/26 at UNC Wilmington | 35 | 5-8 | 1-2 | 6-6 | 1 | 5 | 6 | 2 | 4 | 1 | 0 | 0 | 17 |
| 1/29 vs Georgia State | 37 | 4-6 | 2-2 | 4-5 | 1 | 3 | 4 | 2 | 5 | 4 | 0 | 1 | 14 |
| 2/2 vs VCU | 30 | 8-14 | 1-3 | 6-6 | 2 | 4 | 6 | 3 | 5 | 2 | 0 | 2 | 23 |
| 2/5 at Hofstra | 37 | 4-7 | 2-3 | 0-1 | 1 | 4 | 5 | 3 | 8 | 3 | 1 | 0 | 10 |
| 2/9 vs Towson | 35 | 4-6 | 1-3 | 7-9 | 1 | 2 | 3 | 2 | 4 | 3 | 0 | 0 | 16 |
| 2/12 at Georgia State | 41 | 8-11 | 1-2 | 7-8 | 1 | 1 | 2 | 4 | 2 | 4 | 0 | 0 | 24 |

Season high in **bold**

DOUBLE-DIGIT GAMES

| | | |
|--------|----|-------------------------------|
| Points | 16 | MR at Georgia State (2/12/11) |
|--------|----|-------------------------------|



CAREER STATISTICS

| | GP | GS | Min | Avg | FG | FGA | Pct | 3FG | 3FGA | Pct | FT | FTA | Pct | OR | DR | Reb | Avg | PF | FO | Ast | TO | Blk | Stl | Pts | Avg |
|---------|----|----|-----|------|----|-----|------|-----|------|------|----|-----|------|----|----|-----|-----|----|----|-----|----|-----|-----|-----|-----|
| 2010-11 | 25 | 4 | 582 | 23.3 | 57 | 144 | .396 | 11 | 51 | .216 | 41 | 53 | .774 | 18 | 32 | 50 | 2.0 | 47 | 1 | 59 | 33 | 2 | 37 | 166 | 6.6 |

15 ALEX HARRIS

FRESHMAN • GUARD

6-1 • 170

RICHMOND, CALIF.

EL CERRITO H.S. / BRIDGTON ACADEMY

2010-11: Ranks sixth in the CAA and leads CAA rookies with 1.5 steals per game...Led Huskies with four rebounds at VCU (Jan. 15)... Matched career high with six assists to lead Huskies vs. George Mason (Jan. 12)...Grabbed career-high six rebounds to share team lead at Old Dominion (Jan. 5)...Made first collegiate start and set career high with 14 points on 5-of-8 shooting from the floor in 77-67 win over East Tennessee State (Dec. 23)...Led Huskies with 11 points against St. Louis (Dec. 22)...Scored 11 points on 5-of-7 shooting at Providence (Dec. 1)...Named CAA Rookie of the Week after scoring 12 points in his collegiate debut in 66-64 win over Boston University (Nov. 12)... Debut included two clutch free throws to put the game out of reach with 5.4 seconds remaining.

CAREER HIGHS

| | |
|--|-------------|
| Points | 14 |
| .. vs. East Tennessee State (12/23/10) | |
| Rebounds | 6 |
|at Old Dominion (1/5/11) | |
| Assists..... | 6 (3 times) |
|MR vs. VCU (2/2/11) | |
| Steals | 5 |
| vs. Siena (11/20/10) | |
| Blocks | 1 (2 times) |
|MR vs. Georgia State (1/29/11) | |
| Field Goals..... | 5 (3 times) |
|MR at VCU (1/15/11) | |
| Field Goal Attempts | 10 |
|at Southern Illinois (11/16/10) | |
| 3-Pt Field Goals | 2 (2 times) |
| MR at Delaware (1/19/11) | |
| 3-Pt Field Goal Attempts..... | 5 |
| vs. George Mason (1/12/10) | |
| Free Throws | 7 |
| vs. Furman (12/30/10) | |
| Free Throw Attempts | 7 |
| vs. Furman (12/30/10) | |
| Minutes | 37 |
|at Southern Illinois (11/16/10) | |


2010-11 GAME-BY-GAME

| | Min | FG | 3FG | FT | OR | DR | TR | PF | Ast | TO | Blk | Stl | Pts |
|-----------------------------|-----------|------|-----|-----|----|----|----------|----|----------|----|----------|----------|-----------|
| 11/12 vs Boston University | 23 | 4-9 | 1-2 | 3-3 | 2 | 2 | 4 | 2 | 3 | 3 | 0 | 0 | 12 |
| 11/16 at Southern Illinois | 37 | 4-10 | 0-3 | 0-0 | 1 | 1 | 2 | 2 | 3 | 2 | 0 | 1 | 8 |
| 11/20 vs Siena | 26 | 2-7 | 0-3 | 0-0 | 0 | 3 | 3 | 5 | 3 | 2 | 0 | 5 | 4 |
| 11/27 at Utah State | 9 | 0-2 | 0-1 | 0-0 | 1 | 0 | 1 | 1 | 0 | 0 | 0 | 0 | 0 |
| 12/1 at Providence | 17 | 5-7 | 1-1 | 0-0 | 2 | 2 | 4 | 1 | 1 | 0 | 0 | 3 | 11 |
| 12/4 vs Drexel | 23 | 1-6 | 0-1 | 4-4 | 1 | 0 | 1 | 1 | 2 | 1 | 0 | 3 | 6 |
| 12/8 vs Rhode Island | 18 | 0-2 | 0-2 | 2-4 | 0 | 1 | 1 | 1 | 0 | 1 | 0 | 1 | 2 |
| 12/22 vs St. Louis | 26 | 3-5 | 1-2 | 4-6 | 0 | 1 | 1 | 2 | 2 | 1 | 0 | 1 | 11 |
| 12/23 vs East Tennessee St. | 36 | 5-8 | 2-3 | 2-2 | 0 | 4 | 4 | 3 | 5 | 3 | 0 | 2 | 14 |
| 12/24 vs Texas State | 23 | 1-3 | 0-1 | 0-0 | 0 | 1 | 1 | 4 | 1 | 0 | 0 | 0 | 2 |
| 12/29 vs Princeton | 31 | 4-9 | 0-3 | 3-4 | 2 | 2 | 4 | 1 | 2 | 0 | 1 | 1 | 11 |
| 12/30 vs Furman | 25 | 1-7 | 0-3 | 7-7 | 0 | 1 | 1 | 1 | 0 | 2 | 0 | 1 | 9 |
| 1/3 at James Madison | 22 | 3-6 | 1-2 | 1-1 | 0 | 0 | 0 | 0 | 6 | 1 | 0 | 4 | 8 |
| 1/5 at Old Dominion | 22 | 0-5 | 0-0 | 1-2 | 1 | 5 | 6 | 2 | 0 | 0 | 0 | 0 | 1 |
| 1/8 vs Hofstra | 22 | 1-4 | 1-1 | 0-1 | 1 | 2 | 3 | 2 | 4 | 3 | 0 | 3 | 3 |
| 1/12 vs George Mason | 27 | 4-9 | 1-5 | 3-4 | 0 | 1 | 1 | 2 | 6 | 2 | 0 | 2 | 12 |
| 1/15 at VCU | 30 | 5-9 | 0-3 | 1-1 | 2 | 2 | 4 | 2 | 5 | 2 | 0 | 1 | 11 |
| 1/19 at Delaware | 24 | 3-6 | 2-4 | 0-0 | 1 | 1 | 2 | 0 | 0 | 0 | 0 | 0 | 8 |
| 1/22 at Drexel | DNP | | | | | | | | | | | | |
| 1/24 vs William & Mary | 23 | 0-7 | 0-3 | 2-2 | 0 | 0 | 0 | 2 | 1 | 2 | 0 | 1 | 2 |
| 1/26 at UNC Wilmington | 25 | 1-4 | 1-4 | 1-2 | 1 | 2 | 3 | 2 | 2 | 3 | 0 | 1 | 4 |
| 1/29 vs Georgia State | 12 | 0-1 | 0-0 | 2-2 | 0 | 1 | 1 | 1 | 2 | 2 | 1 | 1 | 2 |
| 2/2 vs VCU | 26 | 4-8 | 0-1 | 1-2 | 2 | 0 | 2 | 2 | 6 | 1 | 0 | 1 | 9 |
| 2/5 at Hofstra | 12 | 2-4 | 0-1 | 1-2 | 0 | 0 | 0 | 2 | 3 | 0 | 0 | 3 | 5 |
| 2/9 vs Towson | 17 | 3-4 | 0-1 | 0-0 | 1 | 0 | 1 | 4 | 1 | 0 | 0 | 0 | 6 |
| 2/12 at Georgia State | 26 | 1-2 | 0-1 | 3-4 | 0 | 0 | 0 | 2 | 1 | 2 | 0 | 2 | 5 |

Season high in **bold**

DOUBLE-DIGIT GAMES

| | |
|--------------------------|---|
| Points | 7 |
|MR at VCU (1/15/11) | |



CAREER STATISTICS

| | GP | GS | Min | Avg | FG | FGA | Pct | 3FG | 3FGA | Pct | FT | FTA | Pct | OR | DR | Reb | Avg | PF | FO | Ast | TO | Blk | Stl | Pts | Avg |
|--------------|-----------|-----------|------------|-------------|------------|------------|-------------|-----------|------------|-------------|-----------|-----------|-------------|-----------|-----------|------------|------------|-----------|----------|-----------|-----------|----------|-----------|------------|------------|
| 2009-10 | 27 | 2 | 189 | 7.0 | 16 | 49 | .327 | 11 | 38 | .289 | 7 | 8 | .875 | 6 | 13 | 19 | 0.7 | 14 | 0 | 11 | 10 | 4 | 1 | 50 | 1.9 |
| 2010-11 | 26 | 21 | 785 | 30.2 | 109 | 235 | .464 | 63 | 147 | .429 | 36 | 47 | .766 | 17 | 64 | 81 | 3.1 | 54 | 1 | 61 | 47 | 4 | 19 | 317 | 12.2 |
| TOTAL | 53 | 23 | 974 | 18.4 | 125 | 284 | .440 | 74 | 185 | .400 | 43 | 55 | .782 | 23 | 77 | 100 | 1.9 | 68 | 1 | 72 | 57 | 8 | 20 | 367 | 6.9 |

20 JOEL SMITH

SOPHOMORE • GUARD

6-4 • 175

LEANDER, TEXAS

LEANDER H.S.

2010-11: Scored 63 of his 109 field goals on three-pointers (57.8 percent)...Three-point field goal percentage is tied for fifth in the CAA...Averages 2.4 three-pointers per game to rank second in the CAA...Led Huskies in scoring in four straight games from Jan. 15-24...Has scored in double figures in 11 straight games, averaging 15.6 ppg and shooting 50 percent (38-of-76) from beyond the arc in that stretch...Has completed two four-point plays this season, on Nov. 12 and Feb. 12, Northeastern's first four-point plays since 2008...Shot 5-of-7 from beyond the arc, getting all 15 of his points on three-pointers in 91-80 win over VCU (Feb. 2)...Scored career-high 21 points to lead Huskies to 70-67 win over William & Mary (Jan. 24)...Scored 19 points on 6-of-11 shooting from beyond the arc, the first Husky to sink six threes in over a year, and career-high five assists at Drexel (Jan. 22)...Led team with 17 points, shooting a perfect 6-of-6 from the field and 5-of-5 from beyond the arc at VCU, going perfect from beyond the arc with at least five attempts for only the third time in Northeastern history and first time since 1998 (Jan. 15)...Shared team lead with 16 points, four rebounds and two steals on 6-of-8 shooting off the bench vs. George Mason (Jan. 12)...Led Huskies with four assists vs. St. Louis (Dec. 22)...Shot 5-of-6 from beyond the arc at Utah State, scoring all 15 of his points on threes (Nov. 27)...Led the Huskies with 19 points in 63-62 overtime win at Southern Illinois (Nov. 16)...Scored 10 points, the first double-digit scoring game of his career, in 66-64 win over Boston University (Nov. 12).

CAREER HIGHS

| | |
|--------------------------------------|-------------|
| Points | 21 |
|vs. William & Mary (1/24/11) | |
| Rebounds | 6 (2 times) |
|MR vs. Georgia State (1/29/11) | |
| Assists | 5 (2 times) |
|MR at Georgia State (2/12/11) | |
| Steals | 3 (2 times) |
|MR at Hofstra (2/5/11) | |
| Blocks | 1 (8 times) |
|MR at Georgia State (2/12/11) | |
| Field Goals | 7 |
|vs. William & Mary (1/24/11) | |
| Field Goal Attempts | 16 |
|vs. William & Mary (1/24/11) | |
| 3-Pt Field Goals | 6 |
|at Drexel (1/22/11) | |
| 3-Pt Field Goal Attempts | 11 |
|at Drexel (1/22/11) | |
| Free Throws | 6 |
|vs. Texas State (12/24/10) | |
| Free Throw Attempts | 7 |
|vs. Texas State (12/24/10) | |
| Minutes | 44 |
|at Southern Illinois (11/16/10) | |


2010-11 GAME-BY-GAME

| | Min | FG | 3FG | FT | OR | DR | TR | PF | Ast | TO | Blk | Stl | Pts |
|-----------------------------|-----------|------|------|-----|----|----|----------|----|----------|----|----------|----------|-----------|
| 11/12 vs Boston University | 33 | 4-12 | 1-5 | 1-1 | 2 | 2 | 4 | 2 | 2 | 2 | 0 | 2 | 10 |
| 11/16 at Southern Illinois | 44 | 5-11 | 4-8 | 5-6 | 0 | 2 | 2 | 1 | 3 | 1 | 0 | 1 | 19 |
| 11/20 vs Siena | 26 | 2-12 | 0-6 | 0-0 | 2 | 0 | 2 | 1 | 3 | 2 | 0 | 0 | 4 |
| 11/27 at Utah State | 33 | 5-8 | 5-6 | 0-0 | 1 | 4 | 5 | 1 | 3 | 3 | 0 | 0 | 15 |
| 12/1 at Providence | 29 | 5-11 | 3-6 | 2-2 | 1 | 0 | 1 | 3 | 1 | 2 | 0 | 3 | 15 |
| 12/4 vs Drexel | 22 | 4-11 | 0-3 | 0-0 | 1 | 1 | 2 | 4 | 2 | 2 | 0 | 0 | 8 |
| 12/8 vs Rhode Island | 27 | 3-9 | 2-6 | 2-4 | 1 | 2 | 3 | 4 | 3 | 0 | 0 | 1 | 10 |
| 12/22 vs St. Louis | 27 | 3-7 | 1-3 | 2-2 | 1 | 4 | 5 | 3 | 4 | 3 | 0 | 0 | 9 |
| 12/23 vs East Tennessee St. | 3 | 0-0 | 0-0 | 0-0 | 0 | 1 | 1 | 0 | 0 | 0 | 0 | 0 | 0 |
| 12/24 vs Texas State | 24 | 4-6 | 2-4 | 6-7 | 0 | 2 | 2 | 1 | 1 | 1 | 0 | 0 | 16 |
| 12/29 vs Princeton | 26 | 2-6 | 1-3 | 2-2 | 2 | 3 | 5 | 0 | 1 | 3 | 1 | 2 | 7 |
| 12/30 vs Furman | 34 | 5-11 | 3-9 | 0-0 | 0 | 3 | 3 | 2 | 2 | 1 | 1 | 0 | 13 |
| 1/3 at James Madison | 31 | 2-5 | 1-4 | 1-2 | 1 | 5 | 6 | 0 | 2 | 1 | 0 | 0 | 6 |
| 1/5 at Old Dominion | 28 | 3-7 | 1-3 | 1-2 | 0 | 3 | 3 | 1 | 0 | 2 | 0 | 1 | 8 |
| 1/8 vs Hofstra | 25 | 2-6 | 1-5 | 0-0 | 0 | 2 | 2 | 4 | 2 | 1 | 0 | 0 | 5 |
| 1/12 vs George Mason | 23 | 6-8 | 3-5 | 1-1 | 1 | 3 | 4 | 2 | 3 | 1 | 0 | 1 | 16 |
| 1/15 at VCU | 36 | 6-6 | 5-5 | 0-0 | 0 | 2 | 2 | 4 | 4 | 1 | 0 | 1 | 17 |
| 1/19 at Delaware | 29 | 6-11 | 3-5 | 3-4 | 0 | 5 | 5 | 1 | 0 | 1 | 0 | 0 | 18 |
| 1/22 at Drexel | 32 | 6-12 | 6-11 | 1-2 | 0 | 1 | 1 | 1 | 5 | 2 | 0 | 0 | 19 |
| 1/24 vs William & Mary | 34 | 7-16 | 4-10 | 3-4 | 0 | 2 | 2 | 4 | 0 | 0 | 1 | 2 | 21 |
| 1/26 at UNC Wilmington | 34 | 5-8 | 4-7 | 0-0 | 1 | 0 | 1 | 1 | 2 | 3 | 0 | 0 | 14 |
| 1/29 vs Georgia State | 32 | 6-8 | 1-2 | 2-2 | 1 | 5 | 6 | 5 | 4 | 8 | 0 | 1 | 15 |
| 2/2 vs VCU | 39 | 5-9 | 5-7 | 0-1 | 1 | 2 | 3 | 2 | 2 | 2 | 0 | 1 | 15 |
| 2/5 at Hofstra | 40- | 5-14 | 2-8 | 2-2 | 0 | 4 | 4 | 2 | 3 | 3 | 0 | 3 | 14 |
| 2/9 vs Towson | 35 | 5-10 | 3-8 | 0-0 | 0 | 2 | 2 | 3 | 4 | 0 | 0 | 0 | 13 |
| 2/12 at Georgia State | 39 | 3-11 | 2-8 | 2-3 | 1 | 4 | 5 | 2 | 5 | 2 | 1 | 0 | 10 |

Season high in **bold**

DOUBLE-DIGIT GAMES

| | |
|------------------------------------|----|
| Points | 18 |
|MR at Georgia State (2/12/11) | |



CAREER STATISTICS

| | GP | GS | Min | Avg | FG | FGA | Pct | 3FG | 3FGA | Pct | FT | FTA | Pct | OR | DR | Reb | Avg | PF | FO | Ast | TO | Blk | Stl | Pts | Avg |
|--------------|-----------|----------|------------|------------|-----------|-----------|-------------|----------|----------|-------------|-----------|-----------|-------------|-----------|-----------|-----------|------------|-----------|----------|----------|-----------|-----------|----------|-----------|------------|
| 2009-10 | 8 | 0 | 25 | 3.1 | 2 | 5 | .400 | 0 | 0 | .000 | 3 | 6 | .500 | 5 | 1 | 6 | 0.8 | 0 | 0 | 0 | 1 | 0 | 0 | 7 | 0.9 |
| 2010-11 | 23 | 4 | 254 | 11.0 | 35 | 68 | .515 | 0 | 0 | .000 | 19 | 23 | .826 | 13 | 19 | 32 | 1.4 | 38 | 2 | 5 | 19 | 13 | 5 | 89 | 3.9 |
| TOTAL | 31 | 4 | 279 | 9.0 | 37 | 73 | .507 | 0 | 0 | .000 | 22 | 29 | .759 | 18 | 20 | 38 | 1.2 | 38 | 2 | 5 | 20 | 13 | 5 | 96 | 3.1 |

21 DINKO MARSHAVELSKI

SOPHOMORE • F/C

6-11 • 240

PLOVDIV, BULGARIA

WILBRAHAM & MONSON ACADEMY

2010-11: Leads Huskies in blocks and field goal percentage...Scored 12 points and led Huskies with career-high six rebounds at Drexel (Jan. 22)...Scored career-high 23 points and blocked three shots, the most by a Husky this season, in first collegiate start at James Madison (Jan. 3).

CAREER HIGHS

| | |
|---------------------------------|-------------|
| Points | 23 |
| at James Madison (1/3/11) | |
| Rebounds | 6 |
| at Drexel (1/22/11) | |
| Assists..... | 1 (5 times) |
| MR vs. Towson (2/9/11) | |
| Steals..... | 1 (5 times) |
| MR at Drexel (1/22/11) | |
| Blocks | 3 |
| at James Madison (1/3/11) | |
| Field Goals..... | 9 |
| at James Madison (1/3/11) | |
| Field Goal Attempts | 17 |
| at James Madison (1/3/11) | |
| 3-Pt Field Goals | |
| | |
| 3-Pt Field Goal Attempts..... | |
| | |
| Free Throws | 6 |
| at Drexel (1/22/11) | |
| Free Throw Attempts | 6 |
| at Drexel (1/22/11) | |
| Minutes | 32 |
| at James Madison (1/3/11) | |

DOUBLE-DIGIT GAMES

| | |
|-------------------------------------|---|
| Points | 3 |
| MR at Georgia State (2/12/11) | |

2010-11 GAME-BY-GAME

| | Min | FG | 3FG | FT | OR | DR | TR | PF | Ast | TO | Blk | Stl | Pts |
|-----------------------------|-----------|-------------|-----|-----|----|----|----|----|-----|----|-----|-----|-----------|
| 11/12 vs Boston University | DNP | | | | | | | | | | | | |
| 11/16 at Southern Illinois | 6 | 0-2 | 0-0 | 0-0 | 0 | 0 | 0 | 0 | 1 | 0 | 0 | 0 | 0 |
| 11/20 vs Siena | 12 | 2-2 | 0-0 | 0-0 | 1 | 1 | 2 | 0 | 0 | 0 | 1 | 0 | 4 |
| 11/27 at Utah State | 13 | 2-2 | 0-0 | 0-0 | 0 | 0 | 0 | 1 | 0 | 2 | 0 | 0 | 4 |
| 12/1 at Providence | 5 | 0-0 | 0-0 | 0-0 | 0 | 0 | 0 | 0 | 0 | 0 | 2 | 0 | 0 |
| 12/4 vs Drexel | 2 | 0-0 | 0-0 | 0-0 | 0 | 0 | 0 | 0 | 0 | 0 | 0 | 0 | 0 |
| 12/8 vs Rhode Island | 9 | 1-1 | 0-0 | 0-1 | 0 | 0 | 0 | 0 | 0 | 1 | 2 | 0 | 2 |
| 12/22 vs St. Louis | 4 | 0-0 | 0-0 | 0-0 | 0 | 0 | 0 | 1 | 0 | 3 | 0 | 1 | 0 |
| 12/23 vs East Tennessee St. | 1 | 0-0 | 0-0 | 0-0 | 0 | 0 | 0 | 0 | 0 | 0 | 0 | 0 | 0 |
| 12/24 vs Texas State | DNP | | | | | | | | | | | | |
| 12/29 vs Princeton | 9 | 2-3 | 0-0 | 0-0 | 0 | 0 | 0 | 1 | 0 | 0 | 0 | 1 | 4 |
| 12/30 vs Furman | 8 | 2-2 | 0-0 | 2-3 | 1 | 0 | 1 | 4 | 0 | 0 | 1 | 1 | 6 |
| 1/3 at James Madison | 32 | 9-17 | 0-0 | 5-5 | 2 | 1 | 3 | 5 | 1 | 1 | 3 | 0 | 23 |
| 1/5 at Old Dominion | 29 | 2-6 | 0-0 | 0-0 | 0 | 3 | 3 | 3 | 0 | 2 | 1 | 0 | 4 |
| 1/8 vs Hofstra | 16 | 4-6 | 0-0 | 0-0 | 1 | 3 | 3 | 3 | 0 | 1 | 0 | 0 | 8 |
| 1/12 vs George Mason | 13 | 0-2 | 0-0 | 2-4 | 0 | 1 | 1 | 4 | 0 | 2 | 1 | 0 | 2 |
| 1/15 at VCU | 7 | 0-0 | 0-0 | 0-0 | 0 | 1 | 1 | 1 | 0 | 1 | 0 | 1 | 0 |
| 1/19 at Delaware | 8 | 0-2 | 0-0 | 0-0 | 1 | 1 | 2 | 2 | 0 | 1 | 0 | 0 | 0 |
| 1/22 at Drexel | 23 | 3-8 | 0-0 | 6-6 | 3 | 3 | 6 | 1 | 0 | 0 | 1 | 1 | 12 |
| 1/24 vs William & Mary | 3 | 0-1 | 0-0 | 0-0 | 0 | 1 | 1 | 1 | 0 | 1 | 0 | 0 | 0 |
| 1/26 at UNC Wilmington | 14 | 2-3 | 0-0 | 0-0 | 1 | 2 | 3 | 5 | 1 | 1 | 0 | 0 | 4 |
| 1/29 vs Georgia State | 4 | 0-0 | 0-0 | 0-0 | 0 | 0 | 0 | 0 | 0 | 0 | 0 | 0 | 0 |
| 2/2 vs VCU | 7 | 2-5 | 0-0 | 0-0 | 2 | 0 | 2 | 3 | 1 | 1 | 1 | 0 | 4 |
| 2/5 at Hofstra | DNP | | | | | | | | | | | | |
| 2/9 vs Towson | 9 | 1-2 | 0-0 | 0-0 | 1 | 1 | 2 | 0 | 1 | 0 | 0 | 0 | 2 |
| 2/12 at Georgia State | 20 | 3-4 | 0-0 | 4-4 | 1 | 1 | 2 | 3 | 0 | 2 | 0 | 0 | 10 |

Season high in **bold**



CAREER STATISTICS

| | GP | GS | Min | Avg | FG | FGA | Pct | 3FG | 3FGA | Pct | FT | FTA | Pct | OR | DR | Reb | Avg | PF | FO | Ast | TO | Blk | Stl | Pts | Avg |
|--------------|-----------|-----------|------------|-------------|-----------|------------|-------------|----------|-----------|-------------|-----------|-----------|-------------|-----------|-----------|-----------|------------|-----------|----------|-----------|-----------|----------|-----------|------------|------------|
| 2009-10 | 32 | 28 | 596 | 18.6 | 36 | 72 | .500 | 3 | 11 | .273 | 26 | 47 | .553 | 22 | 34 | 56 | 1.8 | 70 | 2 | 26 | 30 | 8 | 28 | 101 | 3.2 |
| 2010-11 | 7 | 7 | 170 | 24.3 | 11 | 30 | .367 | 2 | 7 | .286 | 6 | 14 | .429 | 7 | 22 | 29 | 4.1 | 21 | 2 | 12 | 11 | 1 | 11 | 30 | 4.3 |
| TOTAL | 39 | 35 | 766 | 19.6 | 47 | 102 | .461 | 5 | 18 | .278 | 32 | 61 | .525 | 29 | 56 | 85 | 2.2 | 91 | 4 | 38 | 41 | 9 | 39 | 131 | 3.4 |

22 **ALWAYNE**
BIGBY

2010-11: Has not played since Dec. 8 due to injury...Matched career high with four steals and led the Huskies with six rebounds against Siena (Nov. 20).

SOPHOMORE • G/F

6-5 • 207

TORONTO, ONTARIO

EASTERN
COMMERCE C.I.

CAREER HIGHS

| | |
|--------------------------------------|-------------|
| Points | 16 |
|at Boston University (11/25/09) | |
| Rebounds | 8 |
|at Southern Illinois (11/16/10) | |
| Assists | 5 |
| at Providence (12/1/10) | |
| Steals | 4 (2 times) |
|MR vs. Siena (11/20/10) | |
| Blocks | 1 (9 times) |
|MR vs. Siena (11/20/10) | |
| Field Goals | 5 |
|at Boston University (11/25/09) | |
| Field Goal Attempts | 11 |
| at Providence (12/1/10) | |
| 3-Pt Field Goals | 1 (5 times) |
|MR at Utah State (11/27/10) | |
| 3-Pt Field Goal Attempts .. | 2 (5 times) |
|MR at Providence (12/1/10) | |
| Free Throws | 5 |
|at Boston University (11/25/09) | |
| Free Throw Attempts | 5 (2 times) |
|MR vs. VCU (1/23/10) | |
| Minutes | 33 |
|at Boston University (11/25/09) | |


2010-11 GAME-BY-GAME

| | Min | FG | 3FG | FT | OR | DR | TR | PF | Ast | TO | Blk | Stl | Pts |
|----------------------------|-----------|------|-----|-----|----|----|----------|----|----------|----|----------|----------|----------|
| 11/12 vs Boston University | 32 | 2-5 | 1-1 | 2-3 | 1 | 1 | 2 | 2 | 1 | 1 | 0 | 1 | 7 |
| 11/16 at Southern Illinois | 30 | 3-5 | 0-0 | 1-3 | 2 | 6 | 8 | 5 | 3 | 4 | 0 | 1 | 7 |
| 11/20 vs Siena | 23 | 2-4 | 0-2 | 2-4 | 1 | 5 | 6 | 3 | 0 | 2 | 1 | 4 | 6 |
| 11/27 at Utah State | 18 | 1-3 | 1-1 | 1-2 | 1 | 4 | 5 | 5 | 0 | 1 | 0 | 1 | 4 |
| 12/1 at Providence | 32 | 3-11 | 0-2 | 0-0 | 2 | 2 | 4 | 4 | 5 | 2 | 0 | 2 | 6 |
| 12/4 vs Drexel | 20 | 0-1 | 0-1 | 0-0 | 0 | 3 | 3 | 0 | 0 | 0 | 0 | 0 | 0 |
| 12/8 vs Rhode Island | 15 | 0-1 | 0-0 | 0-2 | 0 | 1 | 1 | 2 | 3 | 1 | 0 | 2 | 0 |
| 12/22 vs St. Louis | DNP | | | | | | | | | | | | |
| 12/23 vs East Tenn. St. | DNP | | | | | | | | | | | | |
| 12/24 vs Texas State | DNP | | | | | | | | | | | | |
| 12/29 vs Princeton | DNP | | | | | | | | | | | | |
| 12/30 vs Furman | DNP | | | | | | | | | | | | |
| 1/3 at James Madison | DNP | | | | | | | | | | | | |
| 1/5 at Old Dominion | DNP | | | | | | | | | | | | |
| 1/8 vs Hofstra | DNP | | | | | | | | | | | | |
| 1/12 vs George Mason | DNP | | | | | | | | | | | | |
| 1/15 at VCU | DNP | | | | | | | | | | | | |
| 1/19 at Delaware | DNP | | | | | | | | | | | | |
| 1/22 at Drexel | DNP | | | | | | | | | | | | |
| 1/24 vs William & Mary | DNP | | | | | | | | | | | | |
| 1/26 at UNC Wilmington | DNP | | | | | | | | | | | | |
| 1/29 vs Georgia State | DNP | | | | | | | | | | | | |
| 2/2 vs VCU | DNP | | | | | | | | | | | | |
| 2/5 at Hofstra | DNP | | | | | | | | | | | | |
| 2/9 vs Towson | DNP | | | | | | | | | | | | |
| 2/12 at Georgia State | DNP | | | | | | | | | | | | |

Season high in **bold**

DOUBLE-DIGIT GAMES

| | |
|--------------------------------------|---|
| Points | 1 |
|at Boston University (11/25/09) | |



| CAREER STATISTICS | | | | | | | | | | | | | | | | | | | | | | | | | |
|-------------------|----|-----|-----|-----|-----|-----|------|------|-----|------|-----|-----|------|----|-----|-----|-----|----|-----|----|-----|-----|-----|-----|-----|
| GP | GS | Min | Avg | FG | FGA | Pct | 3FG | 3FGA | Pct | FT | FTA | Pct | OR | DR | Reb | Avg | PF | FO | Ast | TO | Blk | Stl | Pts | Avg | |
| 2010-11 | 19 | 0 | 159 | 8.4 | 9 | 14 | .643 | 0 | 0 | .000 | 0 | 6 | .000 | 4 | 18 | 22 | 1.2 | 20 | 1 | 2 | 11 | 11 | 2 | 18 | 0.9 |

25 ALEX BATES

FRESHMAN • FORWARD

6-8 • 225

GREENBELT, MD.

ELEANOR ROOSEVELT H.S.

2010-11: Blocked two shots each in back-to-back games against Providence (Dec. 1) and Drexel (Dec. 4)...Tallied two points, five rebounds and a block in his collegiate debut at Utah State (Nov. 27).

CAREER HIGHS

Points 4 (2 times)
 MR vs. Furman (12/30/10)

Rebounds 5
 at Utah State (11/27/10)

Assists 1 (2 times)
 MR vs. East Tennessee St. (12/23/10)

Steals 1 (2 times)
 MR vs. Towson (2/9/11)

Blocks 2 (3 times)
 MR vs. Furman (12/30/10)

Field Goals 2 (2 times)
 MR vs. Furman (12/30/10)

Field Goal Attempts 3
 vs. Furman (12/30/10)

3-Pt Field Goals

3-Pt Field Goal Attempts

Free Throws

Free Throw Attempts 2 (3 times)
 MR vs. St. Louis (12/22/10)


Minutes 24
 at Utah State (11/27/10)

DOUBLE-DIGIT GAMES

2010-11 GAME-BY-GAME

| | Min | FG | 3FG | FT | OR | DR | TR | PF | Ast | TO | Blk | Stl | Pts |
|-----------------------------|-----------|-----|-----|-----|----|----|----------|----|-----|----|-----|-----|-----|
| 11/12 vs Boston University | DNP | | | | | | | | | | | | |
| 11/16 at Southern Illinois | DNP | | | | | | | | | | | | |
| 11/20 vs Siena | DNP | | | | | | | | | | | | |
| 11/27 at Utah State | 24 | 1-1 | 0-0 | 0-2 | 1 | 4 | 5 | 1 | 0 | 0 | 1 | 0 | 2 |
| 12/1 at Providence | 18 | 1-2 | 0-0 | 0-0 | 0 | 3 | 3 | 1 | 0 | 0 | 2 | 0 | 2 |
| 12/4 vs Drexel | 20 | 2-2 | 0-0 | 0-2 | 1 | 1 | 2 | 0 | 0 | 1 | 2 | 0 | 4 |
| 12/8 vs Rhode Island | 9 | 1-1 | 0-0 | 0-0 | 0 | 0 | 0 | 5 | 1 | 1 | 0 | 0 | 2 |
| 12/22 vs St. Louis | 3 | 0-0 | 0-0 | 0-2 | 0 | 0 | 0 | 0 | 0 | 0 | 0 | 0 | 0 |
| 12/23 vs East Tennessee St. | 5 | 0-1 | 0-0 | 0-0 | 0 | 0 | 0 | 1 | 1 | 0 | 1 | 0 | 0 |
| 12/24 vs Texas State | 2 | 0-1 | 0-0 | 0-0 | 0 | 0 | 0 | 1 | 0 | 1 | 0 | 0 | 0 |
| 12/29 vs Princeton | DNP | | | | | | | | | | | | |
| 12/30 vs Furman | 11 | 2-3 | 0-0 | 0-0 | 2 | 2 | 4 | 3 | 0 | 1 | 2 | 0 | 4 |
| 1/3 at James Madison | 3 | 0-0 | 0-0 | 0-0 | 0 | 2 | 2 | 1 | 0 | 1 | 0 | 0 | 0 |
| 1/5 at Old Dominion | 15 | 1-2 | 0-0 | 0-0 | 0 | 1 | 1 | 0 | 0 | 1 | 1 | 0 | 2 |
| 1/8 vs Hofstra | 3 | 0-0 | 0-0 | 0-0 | 0 | 0 | 0 | 0 | 0 | 0 | 0 | 0 | 0 |
| 1/12 vs George Mason | 9 | 0-0 | 0-0 | 0-0 | 0 | 0 | 0 | 1 | 0 | 1 | 0 | 0 | 0 |
| 1/15 at VCU | 3 | 0-0 | 0-0 | 0-0 | 0 | 1 | 1 | 0 | 0 | 1 | 0 | 0 | 0 |
| 1/19 at Delaware | 6 | 0-0 | 0-0 | 0-0 | 0 | 1 | 1 | 1 | 0 | 1 | 0 | 0 | 0 |
| 1/22 at Drexel | 5 | 1-1 | 0-0 | 0-0 | 0 | 0 | 0 | 1 | 0 | 0 | 0 | 0 | 2 |
| 1/24 vs William & Mary | DNP | | | | | | | | | | | | |
| 1/26 at UNC Wilmington | DNP | | | | | | | | | | | | |
| 1/29 vs Georgia State | 7 | 0-0 | 0-0 | 0-0 | 0 | 2 | 2 | 3 | 0 | 1 | 0 | 0 | 0 |
| 2/2 vs VCU | 3 | 0-0 | 0-0 | 0-0 | 0 | 0 | 0 | 1 | 0 | 1 | 0 | 0 | 0 |
| 2/5 at Hofstra | 5 | 0-0 | 0-0 | 0-0 | 0 | 0 | 0 | 0 | 0 | 0 | 1 | 1 | 0 |
| 2/9 vs Towson | 8 | 0-0 | 0-0 | 0-0 | 0 | 1 | 1 | 0 | 0 | 0 | 1 | 1 | 0 |
| 2/12 at Georgia State | DNP | | | | | | | | | | | | |

Season high in **bold**



CAREER STATISTICS

| | GP | GS | Min | Avg | FG | FGA | Pct | 3FG | 3FGA | Pct | FT | FTA | Pct | OR | DR | Reb | Avg | PF | FO | Ast | TO | Blk | Stl | Pts | Avg |
|---------|----|----|-----|------|----|-----|------|-----|------|------|----|-----|------|----|----|-----|-----|----|----|-----|----|-----|-----|-----|-----|
| 2010-11 | 26 | 26 | 686 | 26.4 | 81 | 173 | .468 | 0 | 0 | .000 | 41 | 49 | .837 | 37 | 60 | 97 | 3.7 | 84 | 3 | 18 | 29 | 12 | 7 | 203 | 7.8 |

**30 RYAN
PIERSON**

FRESHMAN • F/C

6-10 • 235

ST. LOUIS, MO.

**CHRISTIAN
BROTHERS COLLEGE**

2010-11: Is the only Husky to start every game this season...Matched team lead with career-high eight rebounds in 70-65 win over Georgia State (Jan. 29)...Led Huskies with seven rebounds at James Madison (Jan. 3)...Named CAA Rookie of the Week on Dec. 27 on after averaging 14.7 points and 5.3 rebounds per game at the Cancun Governor's Cup...Led Huskies with 19 points in 77-67 win over East Tennessee State (Dec. 23)...Scored first five collegiate points against Siena (Nov. 20).

CAREER HIGHS

| | |
|--|--------------|
| Points | 19 |
| .. vs. East Tennessee State (12/23/10) | |
| Rebounds | 8 |
| vs. Georgia State (1/29/11) | |
| Assists..... | 2 (4 times) |
|MR vs. VCU (2/2/11) | |
| Steals..... | 1 (6 times) |
|MR at Georgia State (2/12/11) | |
| Blocks..... | 2 (2 times) |
| MR vs. William & Mary (1/24/11) | |
| Field Goals..... | 7 (4 times) |
| MR vs. Towson (2/9/11) | |
| Field Goal Attempts | 14 |
| .. vs. East Tennessee State (12/23/10) | |
| 3-Pt Field Goals | |
| | |
| 3-Pt Field Goal Attempts..... | |
| | |
| Free Throws | 5 |
| .. vs. East Tennessee State (12/23/10) | |
| Free Throw Attempts..... | 5 (2 times) |
|MR vs. Texas State (12/24/10) | |
| Minutes..... | 38 (2 times) |
|MR vs. Texas State (12/24/10) | |

2010-11 GAME-BY-GAME

| | Min | FG | 3FG | FT | OR | DR | TR | PF | Ast | TO | Blk | Stl | Pts |
|-----------------------------|-----------|------|-----|-----|----|----|----|----|-----|----|-----|-----|-----|
| 11/12 vs Boston University | 22 | 0-2 | 0-0 | 0-0 | 1 | 2 | 3 | 2 | 0 | 0 | 0 | 1 | 0 |
| 11/16 at Southern Illinois | 18 | 0-4 | 0-0 | 0-0 | 1 | 0 | 1 | 3 | 0 | 1 | 0 | 0 | 0 |
| 11/20 vs Siena | 15 | 2-3 | 0-0 | 1-2 | 2 | 1 | 3 | 0 | 0 | 0 | 0 | 0 | 5 |
| 11/27 at Utah State | 11 | 0-2 | 0-0 | 0-0 | 1 | 3 | 4 | 3 | 0 | 0 | 0 | 0 | 0 |
| 12/1 at Providence | 20 | 2-3 | 0-0 | 2-2 | 0 | 2 | 2 | 0 | 1 | 2 | 0 | 0 | 6 |
| 12/4 vs Drexel | 25 | 4-6 | 0-0 | 1-2 | 4 | 3 | 7 | 3 | 2 | 0 | 1 | 0 | 9 |
| 12/8 vs Rhode Island | 23 | 4-5 | 0-0 | 2-2 | 1 | 2 | 3 | 4 | 0 | 1 | 0 | 0 | 10 |
| 12/22 vs St. Louis | 19 | 3-7 | 0-0 | 2-2 | 2 | 3 | 5 | 0 | 1 | 1 | 1 | 0 | 8 |
| 12/23 vs East Tennessee St. | 38 | 7-14 | 0-0 | 5-5 | 3 | 4 | 7 | 4 | 1 | 1 | 0 | 1 | 19 |
| 12/24 vs Texas State | 38 | 7-10 | 0-0 | 3-5 | 2 | 2 | 4 | 4 | 2 | 1 | 1 | 0 | 17 |
| 12/29 vs Princeton | 21 | 2-8 | 0-0 | 2-2 | 0 | 2 | 2 | 5 | 1 | 4 | 2 | 0 | 6 |
| 12/30 vs Furman | 17 | 0-4 | 0-0 | 0-0 | 0 | 1 | 1 | 4 | 0 | 2 | 0 | 0 | 0 |
| 1/3 at James Madison | 29 | 7-11 | 0-0 | 3-4 | 3 | 4 | 7 | 4 | 0 | 1 | 1 | 0 | 17 |
| 1/5 at Old Dominion | 30 | 1-3 | 0-0 | 0-0 | 1 | 2 | 3 | 4 | 1 | 1 | 1 | 1 | 2 |
| 1/8 vs Hofstra | 28 | 3-4 | 0-0 | 3-4 | 0 | 2 | 2 | 4 | 1 | 0 | 0 | 0 | 9 |
| 1/12 vs George Mason | 20 | 3-5 | 0-0 | 0-0 | 1 | 1 | 2 | 5 | 0 | 1 | 0 | 0 | 6 |
| 1/15 at VCU | 34 | 3-7 | 0-0 | 0-0 | 1 | 1 | 2 | 4 | 1 | 0 | 1 | 1 | 6 |
| 1/19 at Delaware | 37 | 4-12 | 0-0 | 2-2 | 3 | 2 | 5 | 4 | 1 | 0 | 0 | 1 | 10 |
| 1/22 at Drexel | 34 | 4-7 | 0-0 | 1-1 | 0 | 3 | 3 | 4 | 1 | 1 | 0 | 1 | 9 |
| 1/24 vs William & Mary | 30 | 2-6 | 0-0 | 3-4 | 0 | 1 | 1 | 3 | 2 | 1 | 2 | 0 | 7 |
| 1/26 at UNC Wilmington | 23 | 3-5 | 0-0 | 1-1 | 1 | 2 | 3 | 3 | 0 | 3 | 0 | 0 | 7 |
| 1/29 vs Georgia State | 33 | 3-10 | 0-0 | 4-4 | 2 | 6 | 8 | 5 | 0 | 2 | 1 | 0 | 10 |
| 2/2 vs VCU | 31 | 3-5 | 0-0 | 0-0 | 2 | 3 | 5 | 4 | 2 | 1 | 0 | 0 | 6 |
| 2/5 at Hofstra | 30 | 5-12 | 0-0 | 2-2 | 3 | 3 | 6 | 4 | 1 | 3 | 1 | 0 | 12 |
| 2/9 vs Towson | 30 | 7-12 | 0-0 | 3-3 | 2 | 1 | 3 | 3 | 0 | 2 | 0 | 0 | 17 |
| 2/12 at Georgia State | 30 | 2-6 | 0-0 | 1-2 | 1 | 4 | 5 | 1 | 0 | 0 | 0 | 1 | 5 |

Season high in **bold**

DOUBLE-DIGIT GAMES

| | |
|------------------------------|---|
| Points | 8 |
| MR vs. Towson (2/9/11) | |



CAREER STATISTICS

| | GP | GS | Min | Avg | FG | FGA | Pct | 3FG | 3FGA | Pct | FT | FTA | Pct | OR | DR | Reb | Avg | PF | FO | Ast | TO | Blk | Stl | Pts | Avg |
|--------------|-----------|----------|-----------|------------|----------|-----------|-------------|----------|----------|-------------|----------|----------|-------------|----------|----------|----------|------------|-----------|----------|----------|----------|----------|----------|----------|------------|
| 2008-09 | 12 | 0 | 27 | 2.3 | 0 | 3 | .000 | 0 | 0 | .000 | 1 | 2 | .500 | 1 | 3 | 4 | 0.3 | 3 | 0 | 0 | 1 | 1 | 0 | 1 | 0.1 |
| 2009-10 | 7 | 0 | 26 | 3.7 | 0 | 6 | .000 | 0 | 0 | .000 | 1 | 2 | .500 | 0 | 1 | 1 | 0.1 | 5 | 0 | 0 | 1 | 0 | 0 | 1 | 0.1 |
| 2010-11 | 5 | 0 | 34 | 6.8 | 2 | 7 | .286 | 0 | 0 | .000 | 0 | 0 | .000 | 0 | 0 | 0 | 0.0 | 2 | 0 | 0 | 1 | 0 | 0 | 4 | 0.8 |
| TOTAL | 24 | 0 | 87 | 3.6 | 2 | 16 | .125 | 0 | 0 | .000 | 2 | 4 | .500 | 1 | 4 | 5 | 0.2 | 10 | 0 | 0 | 3 | 1 | 0 | 6 | 0.3 |

33 BEN FELIX

JUNIOR • CENTER

6-11 • 240

MILL BAY, B.C.

**BRENTWOOD C.S. /
BERKSHIRE SCHOOL**

2010-11: Made first appearance of season vs. St. Louis and hit first career field goal (Dec. 22).

CAREER HIGHS

| | |
|---------------------------------------|---------------------------------|
| Points | 2 (2 times) |
| | MR vs. George Mason (1/12/11) |
| Rebounds | 1 (5 times) |
| | MR at Towson (1/20/10) |
| Assists | |
| | |
| Steals | |
| | |
| Blocks | 1 |
| | at Wyoming (3/17/09) |
| Field Goals | 1 (2 times) |
| | MR vs. George Mason (1/12/11) |
| Field Goal Attempts | 4 |
| | vs. St. Louis (12/22/10) |
| 3-Pt Field Goals | |
| | |
| 3-Pt Field Goal Attempts | |
| | |
| Free Throws | 1 (2 times) |
| | MR vs. UNC Wilmington (1/16/10) |
| Free Throw Attempts | 2 (2 times) |
| | MR vs. UNC Wilmington (1/16/10) |
| Minutes | 14 |
| | vs. St. Louis (12/22/10) |

2010-11 GAME-BY-GAME

| | Min | FG | 3FG | FT | OR | DR | TR | PF | Ast | TO | Blk | Stl | Pts |
|----------------------------|-----------|-----|-----|-----|----|----|----|----|-----|----|-----|-----|----------|
| 11/12 vs Boston University | DNP | | | | | | | | | | | | |
| 11/16 at Southern Illinois | DNP | | | | | | | | | | | | |
| 11/20 vs Siena | DNP | | | | | | | | | | | | |
| 11/27 at Utah State | DNP | | | | | | | | | | | | |
| 12/1 at Providence | DNP | | | | | | | | | | | | |
| 12/4 vs Drexel | DNP | | | | | | | | | | | | |
| 12/8 vs Rhode Island | DNP | | | | | | | | | | | | |
| 12/22 vs St. Louis | 14 | 1-4 | 0-0 | 0-0 | 0 | 0 | 0 | 0 | 0 | 1 | 0 | 0 | 2 |
| 12/23 vs East Tenn. St. | DNP | | | | | | | | | | | | |
| 12/24 vs Texas State | DNP | | | | | | | | | | | | |
| 12/29 vs Princeton | DNP | | | | | | | | | | | | |
| 12/30 vs Furman | DNP | | | | | | | | | | | | |
| 1/3 at James Madison | 4 | 0-1 | 0-0 | 0-0 | 0 | 0 | 0 | 0 | 0 | 0 | 0 | 0 | 0 |
| 1/5 at Old Dominion | 6 | 0-0 | 0-0 | 0-0 | 0 | 0 | 0 | 0 | 0 | 0 | 0 | 0 | 0 |
| 1/8 vs Hofstra | DNP | | | | | | | | | | | | |
| 1/12 vs George Mason | 5 | 1-1 | 0-0 | 0-0 | 0 | 0 | 0 | 0 | 0 | 0 | 0 | 0 | 2 |
| 1/15 at VCU | DNP | | | | | | | | | | | | |
| 1/19 at Delaware | DNP | | | | | | | | | | | | |
| 1/22 at Drexel | 5 | 0-1 | 0-0 | 0-0 | 0 | 0 | 0 | 2 | 0 | 0 | 0 | 0 | 0 |
| 1/24 vs William & Mary | DNP | | | | | | | | | | | | |
| 1/26 at UNC Wilmington | DNP | | | | | | | | | | | | |
| 1/29 vs Georgia State | DNP | | | | | | | | | | | | |
| 2/2 vs VCU | DNP | | | | | | | | | | | | |
| 2/5 at Hofstra | DNP | | | | | | | | | | | | |
| 2/9 vs Towson | DNP | | | | | | | | | | | | |
| 2/12 at Georgia State | DNP | | | | | | | | | | | | |

Season high in **bold**

DOUBLE-DIGIT GAMES

2010-11 CAA SEASON STATISTICS

| RECORD: | OVERALL | HOME | AWAY | NEUTRAL |
|----------------|----------------|-------------|-------------|----------------|
| ALL GAMES | 5-10 | 4-3 | 1-7 | 0-0 |
| CONFERENCE | 5-10 | 4-3 | 1-7 | 0-0 |
| NON-CONFERENCE | 0-0 | 0-0 | 0-0 | 0-0 |

| ## | Player | gp-gs | min | avg | Total | | 3-Point | | F-Throw | | Rebounds | | | | pf | dq | a | to | blk | stl | pts | avg | | |
|----------------|--------------------|-------|------|------|---------|------|---------|------|---------|-------|----------|-----|-----|------|-----|----|-----|-----|-----|-----|------|------|--|--|
| | | | | | fg-fga | fg% | 3fg-fga | 3fg% | ft-fa | ft% | off | def | tot | avg | | | | | | | | | | |
| 03 | Allen,Chaiisson | 13-13 | 497 | 38.2 | 74-172 | .430 | 32-76 | .421 | 40-57 | .702 | 23 | 57 | 80 | 6.2 | 22 | 1 | 52 | 22 | 2 | 26 | 220 | 16.9 | | |
| 20 | Smith,Joel | 15-13 | 479 | 31.9 | 71-142 | .500 | 41-91 | .451 | 16-23 | .696 | 7 | 41 | 48 | 3.2 | 36 | 1 | 38 | 29 | 2 | 10 | 199 | 13.3 | | |
| 14 | Lee,Jonathan | 15-14 | 492 | 32.8 | 65-125 | .520 | 17-42 | .405 | 46-55 | .836 | 17 | 43 | 60 | 4.0 | 35 | 0 | 47 | 45 | 1 | 13 | 193 | 12.9 | | |
| 30 | Pierson,Ryan | 15-15 | 444 | 29.6 | 54-111 | .486 | 0-0 | .000 | 24-29 | .828 | 24 | 38 | 62 | 4.1 | 55 | 2 | 12 | 16 | 8 | 5 | 132 | 8.8 | | |
| 15 | Harris,Alex | 14-0 | 311 | 22.2 | 28-75 | .373 | 6-27 | .222 | 20-27 | .741 | 10 | 14 | 24 | 1.7 | 24 | 0 | 39 | 19 | 1 | 22 | 82 | 5.9 | | |
| 10 | Black,Kauri | 15-15 | 431 | 28.7 | 33-62 | .532 | 0-0 | .000 | 14-21 | .667 | 25 | 30 | 55 | 3.7 | 53 | 5 | 30 | 18 | 6 | 9 | 80 | 5.3 | | |
| 21 | Marshavelski,Dinko | 14-4 | 187 | 13.4 | 26-56 | .464 | 0-0 | .000 | 17-19 | .895 | 11 | 18 | 29 | 2.1 | 31 | 2 | 4 | 13 | 7 | 2 | 69 | 4.9 | | |
| 11 | Lima,Vinny | 1-0 | 6 | 6.0 | 0-1 | .000 | 0-1 | .000 | 2-2 | 1.000 | 1 | 0 | 1 | 1.0 | 1 | 0 | 0 | 1 | 1 | 0 | 2 | 2.0 | | |
| 25 | Bates,Alex | 12-0 | 87 | 7.3 | 4-5 | .800 | 0-0 | .000 | 0-2 | .000 | 1 | 9 | 10 | 0.8 | 8 | 0 | 0 | 8 | 5 | 2 | 8 | 0.7 | | |
| 33 | Felix,Ben | 4-0 | 20 | 5.0 | 1-3 | .333 | 0-0 | .000 | 0-0 | .000 | 0 | 0 | 0 | 0.0 | 2 | 0 | 0 | 0 | 0 | 0 | 2 | 0.5 | | |
| 01 | Avenant,Chris | 9-0 | 51 | 5.7 | 2-9 | .222 | 0-6 | .000 | 0-0 | .000 | 0 | 2 | 2 | 0.2 | 6 | 0 | 2 | 4 | 0 | 1 | 4 | 0.4 | | |
| 22 | Bigby,Alwayne | 1-1 | 20 | 20.0 | 0-1 | .000 | 0-1 | .000 | 0-0 | .000 | 0 | 3 | 3 | 3.0 | 0 | 0 | 0 | 0 | 0 | 0 | 0 | 0.0 | | |
| Team | | | | | | | | | | | 18 | 23 | 41 | | | | | | | | | | | |
| Total..... | | 15 | 3025 | | 358-762 | .470 | 96-244 | .393 | 179-235 | .762 | 137 | 278 | 415 | 27.7 | 273 | 11 | 224 | 182 | 33 | 90 | 991 | 66.1 | | |
| Opponents..... | | 15 | 3024 | | 363-771 | .471 | 98-246 | .398 | 232-311 | .746 | 171 | 302 | 473 | 31.5 | 237 | 1 | 233 | 168 | 63 | 100 | 1056 | 70.4 | | |

| TEAM STATISTICS | NU | OPP | Date | Opponent | Score | Att. |
|------------------------|---------|---------|---|-------------------|-----------|-------|
| SCORING | 991 | 1056 | *T 12/04/10 | DREXEL | L 58-63 | 10642 |
| Points per game | 66.1 | 70.4 | * 01/03/11 | at James Madison | L 69-75 | 2651 |
| Scoring margin | -4.3 | - | * 01/05/11 | at Old Dominion | L 34-49 | 6223 |
| FIELD GOALS-ATT | 358-762 | 363-771 | * 01/08/11 | HOFSTRA | L 67-76 | 989 |
| Field goal pct | .470 | .471 | * 01/12/11 | GEORGE MASON | L 60-86 | 1570 |
| 3 POINT FG-ATT | 96-244 | 98-246 | * 01/15/11 | at VCU | L 64-73 | 6042 |
| 3-point FG pct | .393 | .398 | * 1/19/11 | at Delaware | L 52-54 | 2426 |
| 3-pt FG made per game | 6.4 | 6.5 | * 1/22/11 | at Drexel | L 58-72 | 2532 |
| FREE THROWS-ATT | 179-235 | 232-311 | * 01/24/11 | WILLIAM & MARY | W 70-67 | 988 |
| Free throw pct | .762 | .746 | * 01/26/11 | at UNC Wilmington | W 70-66 | 3550 |
| F-Throws made per game | 11.9 | 15.5 | * 01/29/11 | GEORGIA STATE | W 70-65 | 1496 |
| REBOUNDS | 415 | 473 | * 02/02/11 | VCU | W 91-80 | 1095 |
| Rebounds per game | 27.7 | 31.5 | * 02/05/11 | at Hofstra | L 75-78 | 3786 |
| Rebounding margin | -3.9 | - | * 02/09/11 | TOWSON | W 82-78 | 1201 |
| ASSISTS | 224 | 233 | * 2/12/11 | at Georgia State | Lot 71-74 | 1140 |
| Assists per game | 14.9 | 15.5 | | | | |
| TURNOVERS | 182 | 168 | * = Conference game | | | |
| Turnovers per game | 12.1 | 11.2 | C = at Cancun, Mexico (Cancun Governor's Cup) | | | |
| Turnover margin | -0.9 | - | O = at Orlando, Fla. (UCF Holiday Classic) | | | |
| Assist/turnover ratio | 1.2 | 1.4 | T = at TD Garden | | | |
| STEALS | 90 | 100 | | | | |
| Steals per game | 6.0 | 6.7 | | | | |
| BLOCKS | 33 | 63 | | | | |
| Blocks per game | 2.2 | 4.2 | | | | |
| ATTENDANCE | 17981 | 28350 | | | | |
| Home games-Avg/Game | 7-2569 | 8-3544 | | | | |
| Neutral site-Avg/Game | - | 0-0 | | | | |

| Score by Periods | 1st | 2nd | OT | Totals |
|------------------|-----|-----|----|--------|
| Northeastern | 460 | 522 | 9 | 991 |
| Opponents | 482 | 562 | 12 | 1056 |

2010-11 SEASON STATISTICS

| RECORD: | OVERALL | HOME | AWAY | NEUTRAL |
|----------------|----------------|-------------|-------------|----------------|
| ALL GAMES | 9-17 | 5-5 | 2-9 | 2-3 |
| CONFERENCE | 5-10 | 4-3 | 1-7 | 0-0 |
| NON-CONFERENCE | 4-7 | 1-2 | 1-2 | 2-3 |

| ## | Player | gp-gs | min | avg | Total | | 3-Point | | F-Throw | | Rebounds | | | | pf | dq | a | to | blk | stl | pts | avg | | |
|----------------|--------------------|-------|------|------|----------|------|---------|------|---------|------|----------|-----|-----|-----|-----|----|-----|-----|-----|-----|------|------|--|--|
| | | | | | fg-fga | fg% | 3fg-fga | 3fg% | ft-fa | ft% | off | def | tot | avg | | | | | | | | | | |
| 03 | Allen,Chaiison | 24-24 | 894 | 37.2 | 132-309 | .427 | 53-132 | .402 | 79-120 | .658 | 33 | 106 | 139 | 5.8 | 43 | 1 | 86 | 43 | 2 | 47 | 396 | 16.5 | | |
| 20 | Smith,Joel | 26-21 | 785 | 30.2 | 109-235 | .464 | 63-147 | .429 | 36-47 | .766 | 17 | 64 | 81 | 3.1 | 54 | 1 | 61 | 47 | 4 | 19 | 317 | 12.2 | | |
| 14 | Lee,Jonathan | 26-18 | 753 | 29.0 | 95-185 | .514 | 29-62 | .468 | 75-89 | .843 | 26 | 62 | 88 | 3.4 | 55 | 0 | 71 | 72 | 2 | 21 | 294 | 11.3 | | |
| 30 | Pierson,Ryan | 26-26 | 686 | 26.4 | 81-173 | .468 | 0-0 | .000 | 41-49 | .837 | 37 | 60 | 97 | 3.7 | 84 | 3 | 18 | 29 | 12 | 7 | 203 | 7.8 | | |
| 15 | Harris,Alex | 25-4 | 582 | 23.3 | 57-144 | .396 | 11-51 | .216 | 41-53 | .774 | 18 | 32 | 50 | 2.0 | 47 | 1 | 59 | 33 | 2 | 37 | 166 | 6.6 | | |
| 10 | Black,Kauri | 26-22 | 680 | 26.2 | 58-124 | .468 | 0-0 | .000 | 31-46 | .674 | 42 | 56 | 98 | 3.8 | 87 | 7 | 43 | 27 | 10 | 20 | 147 | 5.7 | | |
| 22 | Bigby,Alwayne | 7-7 | 170 | 24.3 | 11-30 | .367 | 2-7 | .286 | 6-14 | .429 | 7 | 22 | 29 | 4.1 | 21 | 2 | 12 | 11 | 1 | 11 | 30 | 4.3 | | |
| 21 | Marshavelski,Dinko | 23-4 | 254 | 11.0 | 35-68 | .515 | 0-0 | .000 | 19-23 | .826 | 13 | 19 | 32 | 1.4 | 38 | 2 | 5 | 19 | 13 | 5 | 89 | 3.9 | | |
| 11 | Lima,Vinny | 12-4 | 137 | 11.4 | 14-46 | .304 | 4-15 | .267 | 8-10 | .800 | 9 | 14 | 23 | 1.9 | 20 | 0 | 5 | 7 | 3 | 1 | 40 | 3.3 | | |
| 25 | Bates,Alex | 19-0 | 159 | 8.4 | 9-14 | .643 | 0-0 | .000 | 0-6 | .000 | 4 | 18 | 22 | 1.2 | 20 | 1 | 2 | 11 | 11 | 2 | 18 | 0.9 | | |
| 01 | Avenant,Chris | 15-0 | 116 | 7.7 | 6-18 | .333 | 2-12 | .167 | 0-0 | .000 | 2 | 5 | 7 | 0.5 | 19 | 0 | 2 | 9 | 2 | 2 | 14 | 0.9 | | |
| 33 | Felix,Ben | 5-0 | 34 | 6.8 | 2-7 | .286 | 0-0 | .000 | 0-0 | .000 | 0 | 0 | 0 | 0.0 | 2 | 0 | 0 | 1 | 0 | 0 | 4 | 0.8 | | |
| Team | | | | | | | | | | | 35 | 36 | 71 | | | | | | | | | | | |
| Total..... | | 0 | 5250 | | 609-1353 | .450 | 164-426 | .385 | 336-457 | .735 | 243 | 494 | 737 | 0.0 | 490 | 18 | 364 | 319 | 62 | 172 | 1718 | 0.0 | | |
| Opponents..... | | 0 | 5249 | | 633-1333 | .475 | 161-411 | .392 | 407-564 | .722 | 290 | 569 | 859 | 0.0 | 435 | 3 | 362 | 321 | 112 | 164 | 1834 | 0.0 | | |

| TEAM STATISTICS | NU | OPP | Date | Opponent | Score | Att. |
|------------------------|----------|----------|------------|-------------------------|-----------|-------|
| SCORING | 1718 | 1834 | 11/12/10 | BOSTON UNIVERSITY | w 66-64 | 3045 |
| Points per game | 66.1 | 70.5 | 11/16/10 | at Southern Illinois | Wot 63-62 | 4054 |
| Scoring margin | -4.5 | - | 11/20/10 | SIENA | L 68-84 | 2550 |
| FIELD GOALS-ATT | 609-1353 | 633-1333 | 11/27/10 | at Utah State | L 54-56 | 6761 |
| Field goal pct | .450 | .475 | 12/01/10 | at Providence | L 72-77 | 4828 |
| 3 POINT FG-ATT | 164-426 | 161-411 | * 12/04/10 | DREXEL | L 58-63 | 10642 |
| 3-point FG pct | .385 | .392 | 12/08/10 | RHODE ISLAND | L 67-79 | 1708 |
| 3-pt FG made per game | 6.3 | 6.2 | c 12/22/10 | vs St. Louis | L 49-71 | 653 |
| FREE THROWS-ATT | 336-457 | 407-564 | c 12/23/10 | vs East Tennessee State | w 77-67 | 582 |
| Free throw pct | .735 | .722 | c 12/24/10 | vs Texas State | w 86-78 | 548 |
| F-Throws made per game | 12.9 | 15.7 | o 12/29/10 | vs Princeton | L 63-65 | 7111 |
| REBOUNDS | 737 | 859 | o 12/30/10 | vs Furman | L 62-75 | 5591 |
| Rebounds per game | 28.3 | 33.0 | * 01/03/11 | at James Madison | L 69-75 | 2651 |
| Rebounding margin | -4.7 | - | * 01/05/11 | at Old Dominion | L 34-49 | 6223 |
| ASSISTS | 364 | 362 | * 01/08/11 | HOFSTRA | L 67-76 | 989 |
| Assists per game | 14.0 | 13.9 | * 01/12/11 | GEORGE MASON | L 60-86 | 1570 |
| TURNOVERS | 319 | 321 | * 01/15/11 | at VCU | L 64-73 | 6042 |
| Turnovers per game | 12.3 | 12.3 | * 1/19/11 | at Delaware | L 52-54 | 2426 |
| Turnover margin | +0.1 | - | * 1/22/11 | at Drexel | L 58-72 | 2532 |
| Assist/turnover ratio | 1.1 | 1.1 | * 01/24/11 | WILLIAM & MARY | w 70-67 | 988 |
| STEALS | 172 | 164 | * 01/26/11 | at UNC Wilmington | w 70-66 | 3550 |
| Steals per game | 6.6 | 6.3 | * 01/29/11 | GEORGIA STATE | w 70-65 | 1496 |
| BLOCKS | 62 | 112 | * 02/02/11 | VCU | w 91-80 | 1095 |
| Blocks per game | 2.4 | 4.3 | * 02/05/11 | at Hofstra | L 75-78 | 3786 |
| ATTENDANCE | 25284 | 58478 | * 02/09/11 | TOWSON | w 82-78 | 1201 |
| Home games-Avg/Game | 10-2528 | 11-3999 | * 2/12/11 | at Georgia State | Lot 71-74 | 1140 |
| Neutral site-Avg/Game | - | 5-2897 | | | | |

* = Conference game

C = at Cancun, Mexico (Cancun Governor's Cup)

O = at Orlando, Fla. (UCF Holiday Classic)

T = at TD Garden

| Score by Periods | 1st | 2nd | OT | Totals |
|------------------|-----|-----|----|--------|
| Northeastern | 811 | 895 | 12 | 1718 |
| Opponents | 846 | 974 | 14 | 1834 |