

THE MATCHUP

NM STATE at NEW MEXICO

May 12 | Albuquerque, N.M. | Lobo Baseball Field

NM STATE AGGIES
Overall (19-31) | CUSA (8-19)
Head Coach: Jake Angier
NM State Record: 67-93 (3rd year)
NCAA Record: Same
RPI Ranking: 204

NEW MEXICO LOBOS
Overall (27-22-1) | MW (12-11-1)
Head Coach: Tod Brown
School Record: 132-129-1 (5th year)
NCAA Record: 473-479-1 (19th year)
RPI Ranking: 218

SERIES HISTORY VS. NEW MEXICO

First Meeting: 1962 | Last Meeting: 2026 | Total Meetings: 269

Record.....	97-172
Home.....	59-83
Away.....	36-84
Neutral.....	2-5
Streak.....	W3

FIRST PITCH

WEEKEND OUTLOOK

- NM State wraps up its five-game road trip as it travels to Albuquerque for the last game of its four-game extended series against rival New Mexico.
- Entering Tuesday, the Aggies are 3-0 against the Lobos this season, including defeating New Mexico 16-15 in 10 innings in their last trip up north.
- The Aggies are seeking their first season sweep of the Lobos since 2019 and looking to record their first four-game winning streak against the Lobos since 2019-20.
- Tuesday's game is slated to begin at 4 p.m. MDT at Lobo Baseball Field.
- This season, the Aggies are 6-5 in mid-week matchups, including a 3-1 mark in their last four games.
- Fans will be able to stream the midweek contest on the Mountain West Network, with live stats available at NMStateSports.com/stats.

LAST TIME OUT

- The Aggies are coming off of their final road series of the year as they visited Missouri State.
- NM State battled with the Bears, which entered the weekend at the No. 25 spot according to RPI, but ultimately dropped all three contests.
- Over the weekend, the Aggies were led by Easton Rulli, who went 4-for-10 at the plate and tallied a home run and two RBIs.
- With a three-home-run game on Friday, the Aggies have now hit multiple home runs in five of the last 12 games.
- Steve Solorzano has now worked his hitting streak to 12 games and has produced two hitting streaks of 10 or more games this season.

PROJECTED LINEUP

	NAME	POS.	#	B/T	CL.	GP-GS	AVG.	SLG%	OB%	H	2B	3B	HR	RBI
1.	Jonatan Clough	LF	1	R/R	R-Jr.	39-37	.329	.597	.425	49	15	5	5	34
2.	Steve Solorzano	1B	15	R/R	Jr.	50-50	.327	.553	.416	68	19	2	8	44
3.	Aidan Taclas	DH	9	L/R	Sr.	48-48	.295	.443	.410	54	13	1	4	36
4.	Easton Rulli	RF	39	R/R	R-Jr.	38-33	.305	.477	.375	39	6	2	4	27
5.	Boston Vest	SS	7	R/R	So.	50-50	.257	.341	.400	43	6	1	2	29
6.	Aidan Lombardi	3B	20	R/R	Sr.	34-24	.261	.443	.404	23	4	0	4	17
7.	Brandon Clizbe	C	10	R/R	So.	27-24	.301	.458	.370	25	3	2	2	18
8.	Tommy Meluskey	CF	12	S/R	R-So.	41-36	.266	.453	.400	34	4	4	4	22
9.	Camden Kaufman	2B	2	R/R	Sr.	48-37	.279	.411	.415	36	8	3	1	30

Bold Indicates Team Leader

PROJECTED STARTER

	ERA	W-L	APP-GS	IP	H	R	ER	BB	K	B/AVG
Tuesday	TBA									

2026 SCHEDULE

Overall (19-31) | CUSA (8-19)
Home (14-11) | Away (5-19) | Neutral (0-1) | Streak: L7

FEBRUARY	TV/Radio	Time/Result
Fri. 13	at Baylor	ESPN+ L, 15-2 (7)
Sat. 14	at Baylor	ESPN+ L, 5-2
Sun. 15	at Baylor	ESPN+ L, 7-3
Mon. 16	vs. #21 Oklahoma&	SEC+ L, 10-6
Fri. 20	TOWSON	91.5 FM L, 8-7
Sat. 21	TOWSON	91.5 FM W, 9-3
Sun. 22	TOWSON	91.5 FM L, 8-6
Tues. 24	SOUTHWEST	91.5 FM W, 19-7
Fri. 27	PRAIRIE VIEW A&M	91.5 FM W, 12-6
Sat. 28	PRAIRIE VIEW A&M	91.5 FM W, 7-2

MARCH	TV/Radio	Time/Result
Sun. 1	PRAIRIE VIEW A&M	91.5 FM W, 16-1
Tues. 3	NEW MEXICO	91.5 FM W, 8-6
Fri. 6	#25 UTSA	104.9 FM L, 10-2
Sat. 7	#25 UTSA	104.9 FM L, 13-0 (7)
Sun. 8	#25 UTSA	104.9 FM W, 5-4
Tues. 10	SOUTHWEST	91.5 FM W, 39-4
Fri. 13	at DBU*	ESPN+ L, 14-2 (8)
Sat. 14	at DBU*	ESPN+ W, 17-14
Sun. 15	at DBU*	ESPN+ L, 20-2 (7)
Tues. 17	at TCU	ESPN+ L, 16-6 (7)
Fri. 20	LA TECH*	ESPN+ L, 13-8
Sat. 21	LA TECH*	ESPN+ W, 13-10
Sun. 22	LA TECH*	ESPN+ W, 8-6
Wed. 25	at #22 Arizona State	ESPN+ L, 10-4
Fri. 27	at MTSU*	ESPN+ L, 7-5
Sat. 28	at MTSU*	ESPN+ L, 8-7
Sun. 29	at MTSU*	ESPN+ L, 6-9
Tues. 31	at New Mexico	MW Network Postponed

APRIL	TV/Radio	Time/Result
Thurs. 2	Delaware	ESPN+ W, 11-6
Fri. 3	Delaware	ESPN+ W, 15-9
Sat. 4	Delaware	ESPN+ W, 7-2
Wed. 8	Arizona	ESPN+ L, 13-3 (7)
Fri. 10	at WKU*	ESPN+ L, 7-3
Sat. 11	at WKU*	ESPN+ L, 9-4
Sun. 12	at WKU*	Varsity Network W, 10-7
Tues. 14	NEW MEXICO	ESPN+ W, 6-1
Fri. 17	SAM HOUSTON*	ESPN+ L, 8-7
Sat. 18	SAM HOUSTON*	ESPN+ L, 4-3
Sun. 19	SAM HOUSTON*	ESPN+ L, 12-10
Wed. 22	at #22 Arizona State	ESPN+ W, 10-9 (11)
Fri. 24	at Jax State*	ESPN+ W, 6-3
Sat. 25	at Jax State*	ESPN+ L, 4-0
Sun. 26	at Jax State*	ESPN+ L, 10-0 (7)
Tues. 28	at New Mexico	TBA W, 16-15 (10)

MAY	TV/Radio	Time/Result
Fri. 1	LIBERTY*	ESPN+ L, 15-4
Sat. 2	LIBERTY*	ESPN+ L, 9-7
Sun. 3	LIBERTY*	ESPN+ L, 7-4
Wed. 6	Arizona	ESPN+ L, 8-6
Fri. 8	at Missouri State*	Varsity Network L, 14-8
Sat. 9	at Missouri State*	ESPN+ L, 9-1
Sun. 10	at Missouri State*	Varsity Network L, 7-6
Tues. 12	at New Mexico	MW Network 4 p.m.
Thurs. 14	FIU*	ESPN+ 6 p.m.
Fri. 15	FIU*	ESPN+ 6 p.m.
Sat. 16	FIU*	ESPN+ 11 a.m.
20-24	CUSA Championship^	ESPN+ TBA

* Conference USA Opponent
^ Conference USA Championship (Kennesaw, Ga.)
& Played at Globe Life Field (Arlington, Texas)
All times in MT and subject to change

GENERAL INFORMATION

Location	Las Cruces, N.M.
Founded.....	1888
Enrollment	16,076
President.....	Dr. Valerio Ferme
Director of Athletics	Joe Fields
Twitter	@JoeFieldsAD
Senior Woman Administrator	Molly Tye
Sport Administrator.....	Eric Crawford
Faculty Athletics Representative	Dr. Kevin Melendrez
Nickname	Aggies
Colors	Crimson & White
Mascot	Pistol Pete
Affiliation.....	NCAA Division I
Conference	Conference USA (CUSA)

STADIUM INFORMATION

Home Field.....	Presley Askew Field at Johnson Stadium
Capacity	1,100
Surface	FieldTurf
Dimensions.....	LF: 345 CF: 400 RF: 345 Alleys: 385
Opened	1981 (Expanded in 2014)
Largest Crowd	1,615, vs. UIW (Feb. 27, 2015)

PROGRAM HISTORY

First Year.....	1962
All-Time Record	1,521-1,661-6
at The 'Skew	767-447-3
in Conference USA (Tourney).....	29-48 (0-4)
in the WAC (Tourney)	207-229-2 (16-23)
in the Sun Belt (Tourney).....	50-46 (5-6)
in the Big West (Tourney)	63-164 (N/A)
in the Missouri Valley (Tourney)	3-29 (5-17)
in NCAA Tournament	1-10
Regular-Season Conf. Championships (Last).....	2 (2019)
Conf. Tournament Championships (Last)	3 (2022)
NCAA Tournament Appearances (Last)	5 (2022)
NCAA Regional Appearances (Last).....	5 (2022)

MEDIA RELATIONS

Baseball Contact	Michael Navarrette
Cell	(915) 525-8627
Email	micnav@nmsu.edu
Mailing Address	1815 Wells Street
.....	Las Cruces, NM 88003

NOTES

20 WINS

NM State enters Wednesday one win away from recording its third consecutive 20-win season under Head Coach Jake Angier. With one more victory this season, Angier would become just the third coach in program history to open his tenure with three straight seasons of 20 or more wins, joining Gary Ward and Elliott Avent.

USING THE LONG BALL

As of late, the Aggie offense has been leaning on the long ball. With three home runs against Missouri State on May 8, the Aggies have now hit multiple home runs in five of their last 12 games. In total, the Aggies have tallied multiple home runs in 10 games this season and have homered in 28 of their 50 contests.

Additionally, numerous NM State hitters have gotten in on the action as 11 of the 13 Aggies that have recorded at least 75 at-bats have hit at least home run. The charge has been led by junior Steve Solorzano who paces the squad with eight home runs.

EXTRA! EXTRA! READ ALL ABOUT IT!

In the most recent Rio Grande Rivalry bout, NM State earned an extra inning victory over rival New Mexico, defeating the Lobos 16-15 in 10 innings. With the win, the Aggies improved to 2-0 in extra innings this season and 7-1 in extra innings during the Jake Angier era.

In the win, the Aggies outlasted New Mexico, erupting for six runs in the 10th inning to secure the rivalry win. NM State improved to 3-0 against the Lobos this season to mark the first time the Aggies have strung together three wins since winning six straight in the rivalry from 2017 to 2019.

The Aggies' 16 runs serves as the most runs for a single team in the Rio Grande Rivalry since 2022, while the 31 combined runs represent the most combined runs in an Aggie-Lobo game since 1999, when the two teams combined to score 46 runs in Albuquerque.

TAKING DOWN THE TOP 25

Earlier this season, the Aggies picked up their second win over a ranked opponent this season, knocking off No. 25 Arizona State 10-9 in 11 innings. The win marked the program's fourth win over a ranked counterpart during the Angier era and serves as just the second road win over Arizona State in 26 all-time contests.

With the win, the Aggies have now collected two ranked wins in each of the last two seasons, marking just the second time NM State has ever done so in its program's history, matching the accomplishments of the 1996 and 1997 teams.

Earlier this season, NM State also defeated No. 25 UTSA. This represented the first win over a top-25 team since the squad knocked off No. 17 Dallas Baptist on Sunday, March 30, 2025. This also serves as the Aggies' third consecutive win in a Sunday game against a ranked opponent as they also defeated #14 Texas A&M 4-1 on Sunday, March 9, 2025.

Additionally, the Roadrunners entered the weekend as the No. 4 team according to RPI.

TOP TO BOTTOM

The NM State offense has been one of the highest scoring offenses in Conference USA this season and have received production from throughout its lineup. Entering Tuesday, there are already eight Aggies with 20 or more RBIs. This surpasses the number of Aggies with 20-plus RBIs in 2025 (seven).

ROTATING OUTFIELD

This season, the Aggies have received solid play from five different outfielders, leaving a tough decision for Head Coach Jake Angier when it comes to the starting lineup. Entering this weekend, the Aggies have played a 10 different combinations in the outfield between Jonatan Clough, Tommy Meluskey, Cole Rogers, Easton Rulli and Aidan Taclas.

The most popular lineup has been Clough in left, Rogers in center and Meluskey in right as this has been the setup 10 times this season. As it stands, Easton Rulli has started in right field in 19 of the Aggies' last 28 games and serves as the only Aggie outfielder to start more than eight consecutive games in the same spot in the field.

In total, all five Aggie outfielders have appeared in the starting lineup in at least 24 games, including Aidan Taclas making 26 of his 48 starts at the designated hitter spot.

STELLAR STEVE

After pacing the Aggies in OPS, home runs, slugging percentage and on-base percentage last season, Las Cruces native Steve Solorzano is once again a tone setter for the Aggie offense.

For much of the season, the 2026 Preseason All-Conference USA selection took on a new role as a leadoff hitter and currently paces the team in hits (68), home runs (8), RBIs (44) and runs scored (47). Additionally, his team-best 19 doubles rank 24th in the nation and fourth in the conference.

Thus far, Solorzano has served as the Aggies' leadoff in 33 games after doing so just three times across his first two years at NM State.

A couple of times this season, Solorzano has made an immediate impact as he hit a leadoff home run in his first at-bat against LA Tech on March 22, before opening the game with a solo home run against Arizona State in the very next game.

Two weekends ago, Solorzano tallied three RBIs to eclipse 100 in his collegiate career. Additionally, he has already surpassed his previous season high marks in hits, home runs and RBIs.

A BASEBALL LEAGUE

Last year, Conference USA was among the best of the best as a unit. According to RPI, the Aggies' league was ranked the fifth-best conference in the nation, behind only the nation's four power conferences (SEC, ACC, Big 12, Big Ten). Currently, Conference USA ranks eighth in the country in 2026, coming in behind only the Power Four, the Sun Belt, American and SoCon.

Additionally, Conference USA currently houses five programs ranked inside the top 100 in RPI, including Missouri State (No. 25), Liberty (No. 27) and Jax State (No. 29).

SAC FLY PARTY

Against Delaware, the Aggies tallied six sacrifice flies over the three-game series. This included four sac flies in Saturday's win, marking the first time NM State recorded four sac flies in a game since March 20, 2021. The series was highlighted by Boston Vest, who notched three sac flies over the weekend, including two on Saturday.

#PROAGGIES

With the Major League Baseball season getting underway, three former Aggies earned a spot on their squad's opening day roster, while another just earned the call up during the season.

Both Nick Gonzales and Joey Ortiz found their way into the starting lineup as Gonzales served as the opening day third baseman for the Pittsburgh Pirates while Ortiz got the nod at shortstop for the Milwaukee Brewers. Meanwhile, pitcher Kyle Bradish remains a key member of the Baltimore Orioles' rotation. Last week, former Aggie outfielder Daniel Johnson earned his way onto the Houston Astros' roster, marking the fourth MLB team that the Aggie alumni has played for since making his debut in 2020.

STAPLES IN THE LINEUP

Thus far, just two Aggies have appeared in the starting lineup in all 50 games this season. Both Boston Vest and Steve Solorzano have been staples for Head Coach Jake Angier. Vest serves as the only Aggie to have started every game at the same position, starting at the squad's starting shortstop every game this year. Meanwhile, Solorzano has started 47 games at first base and three as the designated hitter.

WEAR IT

Thus far, the Aggies' Boston Vest has been taking a beating in the batter's box and has been hit by 21 pitches. This mark ranks 27th in the nation and is now tied with Tristan Carranza for most times being hit by a pitch in one season as Carranza did so in both 2018 and 2019.

As a team, the Aggies are 60th in the nation and third in the conference in hit by pitch, earning 85 free bags as a result of getting plunked.

LATE-GAME PRODUCTION

Late-game scoring has been a trend for the Aggies this season as they are currently outscoring opponents 133-110 across innings seven and beyond.

Additionally, the Aggies have exceptional at closing out games once they obtain the lead as they are 14-1 when carrying a lead into the seventh inning.

However, the Aggies are just 3-28 when trailing after the sixth inning, including picking up their third come-from-behind win over New Mexico in their last meeting with the Lobos.

EXTRA-BASE AGGIES

On March 10, NM State matched a program record with four triples in the game. This has helped propelled the Aggies to the top of the country in this category as they currently rank first in the nation with 22 triples. This has been bolstered by Jonatan Clough who has five triples this season to rank 12th in the nation.

In just the last 16 games, Clough has logged 13 extra-base hits, tallying nine doubles, two triples and two home runs.

Twice this season, the Aggies have also posted seven or more doubles in a single game as they hit seven against Prairie View A&M on Feb. 27 before later logging 11 against Southwest on March 10. The Aggies' Steve Solorzano has tallied his fair share of two-baggers as he currently ranks 13th in the nation in doubles with 19.

(STATE)MENT WIN

On March 3, NM State earned an 8-6 win over in-state rival New Mexico. Entering the contest, New Mexico stood as one of just three remaining unbeaten teams at the Division I level.

TURNER'S IMMACULATE INNING

On Saturday, March 7, Aggie right-hander Jack Turner accomplished one of the more rare feats in baseball as he used just nine pitches, with all being strikes, to retire all three UTSA batters in the second inning.

OFFENSIVE OUTBURST

On March 10, NM State turned in an incredible offensive performance as it defeated the University of the Southwest 39-4. This matched the most runs in a single game in program history, equaling the Aggies' production on Feb. 23, 2018, when they scored 39 runs against Mississippi Valley State.

NM State also recorded a program-record 37 RBIs, surpassing the previous program record of 35, which was set in the 39-run outburst against Mississippi Valley State in 2018.

The Aggies' 39 runs were more than seven Division I schools had tallied for the entire season to that point in the year.

AGGIES IN THE WORLD BASEBALL CLASSIC

The World Baseball Classic featured three Aggie alumni as Nick Gonzales, Joey Ortiz and Samy Natera all competed for Team Mexico in the international tournament.

SWEEP, SWEEP VICTORY

NM State completed the sweep of Prairie View A&M with a dominant Sunday win. This marked the first series sweep of the season.

NM State later earned its second sweep of the season, defeating Delaware three times at home to claim the seventh sweep during the Jake Angier era.

APPLYING PRESSURE

Thus far, the NM State offense has shown a greater emphasis on applying pressure on the base paths. Through 46 games, the Aggies are 93 for 112 in stolen base attempts. This total is good for third in the conference and 48th in the nation. This follows a 2025 season in which NM State finished 131st in the country in stolen bases.

This aggressive approach was highlighted by performance against Towson on Feb. 21, when the Aggies stole eight bags. This marked the most stolen bases in a single game since March 29, 2019, when they came away with eight stolen bases against Chicago State.

Against Southwest on Feb. 24, the Aggies applied early pressure and recorded five stolen bases in the first inning, leading to nine runs.

Individually, the Aggies are paced in stolen bases by Camden Kaufman, who has managed 19 steals to rank seventh among CUSA players.

WIN NO. 50

The Aggies' win over Southwest on marked the 50th career win for Head Coach Jake Angier. With this, he becomes the ninth coach in program history to reach 50 wins. Entering Wednesday, he is two wins away from passing Presley Askew (68 wins) and moving into seventh all-time in total wins by an NM State head coach.

Additionally, Angier became the fifth fastest coach in program history to reach 50 wins, doing so in 118 games. This trails only Rocky Ward (75 games), Gary Ward (80 games), Curt Cook (111 games) and Brian Green (115 games).

NOTES

TURN TWO

Last year, the Aggie infield was one of the best teams in the nation at turning double plays. NM State finished the year with 54 double plays on the season, which ranked tied for sixth in the country. This included tallying multiple double plays in 16 games.

In 2026, the Aggies have now turned 40 double plays to rank 54th in the nation and fourth in the conference in total double plays.

PLATE DISCIPLINE

The Aggies' discipline at the plate has been exceptional thus far as NM State batters have now drawn double digit walks in two games. The Aggies notched 10 bases on balls against both No. 21 Oklahoma (2/16) and Southwest (2/24). This already matches the number of games in which the Aggies earned double digit walks in last season when they did so against Dallas Baptist and New Mexico.

LOCAL PRODUCTS

The 2026 NM State roster features four Aggies from the Land of Enchantment. This includes Jaden Davis (Jemez Pueblo), Noah Massey (Albuquerque), Steve Solorzano (Las Cruces) and Hazen Wright (Carlsbad).

ONE YEAR UNDER THEIR BELT

In total, the Aggie roster includes 10 sophomores, who competed for the Crimson and White in 2025.

Last season, eight of these sophomores appeared in 17 or more games, including Boston Vest who played in 36 games and tallied 30 starts. Vest is again a prominent member in the Aggie lineup this season after starting at shortstop in 29 of the final 30 games last year.

Additionally, this group of sophomores includes four pitchers who logged 20 or more innings in 2025, led by Matthew Yarc who made seven starts and tossed 38.0 innings. Hazen Wright also returns for another year in Las Cruces after submitting a team-best 4.37 ERA last year.

YEAR THREE

NM State is amid its third season under Head Coach Jake Angier and is continuing to make strides. With 45 wins under the leadership of Angier in 2024 and 2025, this marks the most combined wins for an Aggie head coach across his first two seasons since Rocky Ward compiled 61 wins during the 2004 and 2005 to begin his tenure.

In year one under Angier, the Aggies landed three on the all-conference awards list as Keith Jones II earned first team All-CUSA honors, Titus Dumitru earned second team honors and Steve Solorzano secured all-freshman team honors.

The Aggies collected three more all-conference honors once again last season as Solorzano and Brandon Forrester collected first team honors and Mitch Namie garnered a second team selection.

Angier was previously at the University of Oregon, where he operated as the pitching coach for the 2020-2023 seasons. Before Oregon, Angier was at Sacramento State from 2014-2019. Angier was named by Baseball America as one of the 50 names to watch in the 2023 coaching cycle. Currently, Angier is the third-shortest-tenured head coach in the league as only Liberty's Bradley LeCroy and Missouri State's Joey Hawkins have served in their roles for less time than Angier.

ONCE AN AGGIE...

This season, Head Coach Jake Angier is supported by a pair of former Aggies on his staff as both Assistant Coach David Bellamy and Assistant Coach Isaiah Burke each spent time during their collegiate playing days at NM State.

Bellamy, a two-year letter winner at NM State, is amid his third season on Angier's staff. As a player, he was a standout outfielder for both the 2017 and 2018 seasons. He batted .307 his senior year to help lead the Aggies to the Lubbock Regional before being named to the Google Cloud Academic All-District First-Team and Academic All-WAC First-Team. Bellamy now serves as the Aggies' hitting coach and is tasked with calling the offensive plays.

Meanwhile, Burke is in his first season on staff after wrapping up his playing career just last season.

ON THE BASE PATHS

This season, first-year assistant, Camden Duzenack serves as the Aggies' first-base coach. Meanwhile, David Bellamy, who is in his third season on staff, is the Aggies' third-base coach.

RECORD BY THE NUMBERS

	Record	Streak
Overall	19-41	L7
Home	14-11	L6
Away	5-19	L4
Neutral	0-1	L1
Conference	8-19	L8
Home	5-7	L6
Away	3-11	L5
Non-Conference	11-12	L1
Home	9-4	W3
Away	2-7	L1
Neutral	0-1	L1
February	4-6	W3
Home	4-2	W3
Away	0-3	L3
Neutral	0-1	L1
March	7-10	L1
Home	6-3	W2
Away	1-7	L6
Neutral	0-0	-
April	8-8	W1
Home	4-3	L3
Away	4-5	W1
Neutral	0-0	-
May	0-7	L7
Home	0-4	L4
Away	0-3	L3
Neutral	0-0	-
June	0-0	--
Home	0-0	--
Away	0-0	--
Neutral	0-0	--
Day Games	6-16	L7
Home	4-3	L2
Away	2-11	L5
Neutral	0-0	-
Night Games	14-15	L3
Home	10-8	L4
Away	3-4	L1
Neutral	0-1	L1
Extra Innings	2-0	W2
Home	0-0	-
Away	2-0	W2
Neutral	0-0	-
Game 1 of Weekend Series	3-10	L2
Home	2-5	L2
Away	1-6	L1
Neutral	0-0	-
Game 2 of Weekend Series	5-8	L5
Home	4-3	L2
Away	1-5	L4
Neutral	0-0	-
Game 3 of Weekend Series	5-8	L4
Home	3-3	L2
Away	1-5	L2
Neutral	0-0	-
Midweek Games	6-5	L1
Home	4-0	W4
Away	2-4	L1
Neutral	0-1	L1
Current streak	L7	
Longest winning streak	5	
Longest losing streak	7	

ROSTER INFORMATION



NM State's players are spread across the country with 75% of Aggies on the 2025 roster hailing from a state that is west of New Mexico.

BY HOME STATE

Arizona.....	7
California.....	7
New Mexico.....	4
Texas.....	4
Idaho.....	2
Washington.....	2
Iowa.....	1
Oregon.....	1
Nevada.....	1
New York.....	1
Utah.....	1
Dominican Republic.....	1

BY CLASS

Freshman.....	3
Redshirt Freshman.....	1
Sophomore.....	10
Redshirt Sophomore.....	1
Junior.....	4
Redshirt Junior.....	3
Senior.....	7
Redshirt Senior.....	2
Graduate Student.....	1

BY POSITION

Catcher.....	4
Infield.....	6
Outfield.....	5
Right-Handed Pitcher.....	13
Left-Handed Pitcher.....	4

UNIFORM TRACKER

Jersey Color	W-L
White.....	14-11
Grey.....	5-20

TEAM INFORMATION

2025 Overall Record	23-33
Home.....	14-14
Away.....	9-17
Neutral	0-2
CUSA Record	11-15
CUSA Tournament	0-2
NCAATournament	N/A
Lettermen Returning/Lost	23/14
Position Players Returning/Lost	12/8
Pitchers Returning/Lost	11/6
Newcomers	9

D-ITRANSFERS

#	Name	School	First Year at NMSU
9.	Aidan Taclas	Manhattan	2026
12.	Tommy Meluskey	Oregon	2025
16.	Julio Ramos	Lamar	2026
25.	Bradyn Barnes	Arizona State	2026
33.	Jake Carvajal	Northern Colorado	2025

JUCOTRANSFERS

#	Name	School	First Year at NMSU
1.	Jonatan Clough	New Mexico JC	2025
2.	Camden Kaufman	Des Moines Area CC	2025
3.	Aidan Lombardi	Santa Rosa JC	2025
4.	Tariq Freeny	Cisco College	2025
14.	Colton Sneddon	Treasure Valley CC	2025
19.	Fabian Ibarra	South Mountain CC	2026
20.	Bryce Campbell	Modesto JC	2025
21.	Brayden Keeter	Lamar CC	2026
22.	Connor Wylde	Cypress CC	2024
27.	Jack Turner	Suffolk County CC	2025
35.	Dane Woodcook	Tacoma CC	2024
39.	Easton Rulli	Central Arizona College	2026

HIGH SCHOOL

#	Name	School	First Year at NMSU
5.	Noah Massey	Volcano Vista HS (NM)	2026
7.	Boston Vest	Dixie HS (UT)	2025
8.	Cooper Reese	Lake City HS (ID)	2025
10.	Brandon Clizbe	Monte Vista HS (CA)	2025
11.	Matthew Yarc	Ayala HS (CA)	2025
15.	Steve Solorzano	Las Cruces HS (NM)	2024
17.	JT Price	Centennial HS (AZ)	2026
18.	Cole Rogers	Mountain Pointe HS (AZ)	2025
24.	Chris Daniels	Richland HS (WA)	2025
28.	Jaden Davis	Cleveland HS (NM)	2025
30.	Hazen Wright	Carlsbad HS (NM)	2025
31.	Dylan Weekly	Queen Creek HS (AZ)	2025
32.	Asa Briggs	Southeast Career Tech HS	2026
34.	Carson Timmons	Clear Falls HS (TX)	2025
40.	Cade Shumard	Saguaro HS (AZ)	2025

ROSTER BREAKDOWN

Division I- 5
Junior College- 12
High School- 15

2026 NEWCOMER BREAKDOWN

Division I- 3
Junior College- 3
High School- 3

2026 NUMERICAL ROSTER

#	Name	Pos.	B/T	Ht.	Wt.	Cl.	Hometown / Previous School
1	Jonatan Clough	OF	R/R	6-4	215	R-Jr.	La Romana, Dominican Republic / New Mexico JC
2	Camden Kaufman	INF	R/R	6-1	190	Sr.	Waukee, Iowa / Des Moines Area CC
3	Aidan Lombardi	INF	R/R	6-1	180	Sr.	Petaluma, Calif. / Santa Rosa JC
4	Tariq Freeny	C	R/R	6-2	210	R-Jr.	Chandler, Ariz. / Cisco College
5	Noah Massey	C	R/R	6-1	185	Fr.	Albuquerque, N.M. / Volcano Vista HS
7	Boston Vest	INF	R/R	5-11	190	So.	St. George, Utah / Dixie HS
8	Cooper Reese	RHP	R/R	6-2	190	So.	Couer d'Alene, Idaho / Lake City HS
9	Aidan Taclas	OF	L/R	6-1	200	Sr.	San Francisco, Calif. / Manhattan
10	Brandon Clizbe	C	R/R	6-2	185	R-Fr.	Alamo, Calif. / Monte Vista HS
11	Matthew Yarc	RHP	R/R	6-0	175	So.	Chino, Calif. / Ayala HS
12	Tommy Meluskey	OF	S/L	6-1	195	R-So.	Yakima, Wash. / Oregon
14	Colton Sneddon	RHP	R/R	6-3	210	Sr.	Pocatello, Idaho / Treasure Valley CC
15	Steve Solorzano	INF	R/R	6-0	190	Jr.	Las Cruces, N.M. / Las Cruces HS
16	Julio Ramos	RHP	R/R	5-11	190	Sr.	Nogales, Ariz. / Lamar
17	JT Price	RHP	R/R	6-0	185	Fr.	Peoria, Ariz. / Centennial HS
18	Cole Rogers	OF	R/R	5-9	180	So.	Phoenix, Ariz. / Mountain Pointe HS
19	Fabian Ibarra	RHP	R/R	6-8	225	Jr.	El Paso, Texas / South Mountain CC
20	Bryce Campbell	INF	R/R	6-4	215	Sr.	Turlock, Calif. / Modesto JC
21	Brayden Keeter	LHP	L/L	6-4	185	Jr.	Amarillo, Texas / Lamar CC
22	Connor Wylde	LHP	L/L	6-7	225	Gr.	Huntington Beach, Calif. / Cypress College
24	Chris Daniels	INF	R/R	6-2	210	So.	Richland, Wash. / Richland HS
25	Bradyn Barnes	LHP	L/L	6-1	200	Jr.	Chandler, Ariz. / Arizona State
27	Jack Turner	RHP	R/R	6-1	195	Sr.	Sayville, N.Y. / Suffolk County CC
28	Jaden Davis	RHP	R/R	6-0	170	So.	Jemez Pueblo, N.M. / Cleveland HS
30	Hazen Wright	RHP	R/R	6-3	195	So.	Carlsbad, N.M. / Carlsbad HS
31	Dylan Weekly	RHP	R/R	6-4	200	So.	Queen Creek, Ariz. / Queen Creek HS
32	Asa Briggs	RHP	R/R	6-5	200	Fr.	Las Vegas, Nev. / Southeast Career Tech HS
33	Jake Carvajal	RHP	R/R	6-2	205	R-Sr.	Dallas, Texas / Northern Colorado
34	Carson Timmons	RHP	R/R	6-1	180	So.	League City, Texas / Clear Falls HS
35	Dane Woodcook	C	R/R	6-0	180	R-Sr.	Eugene, Ore. / Tacoma CC
39	Easton Rulli	OF	R/R	5-10	185	R-Jr.	Moorpark, Calif. / Central Arizona College
40	Cade Shumard	LHP	R/L	6-2	205	So.	Scottsdale, Ariz. / Cochise College

COACHES & STAFF

23 - Head Coach: Jake Angier (South Dakota State '07)
 13 - Assistant Coach: David Bellamy (NM State '18)
 26 - Assistant Coach: Camden Duzenack (Dallas Baptist '17)
 29 - Assistant Coach: Isaiah Burke (NM State '25)
 Athletic Trainer: Takuya Toyama
 Strength & Conditioning: Tyler Moore
 Managers: Noah Fresquez, Nate Melendrez

ALPHABETICAL ROSTER

25	Bradyn Barnes	LHP
32	Asa Briggs	RHP
20	Bryce Campbell	INF
33	Jake Carvajal	RHP
10	Brandon Clizbe	C
1	Jonatan Clough	OF
24	Chris Daniels	INF
28	Jaden Davis	RHP
4	Tariq Freeny	C
19	Fabian Ibarra	RHP
2	Camden Kaufman	INF
21	Brayden Keeter	LHP
3	Aidan Lombardi	INF
5	Noah Massey	C
12	Tommy Meluskey	OF
17	JT Price	RHP
16	Julio Ramos	RHP
8	Cooper Reese	RHP
18	Cole Rogers	OF
39	Easton Rulli	OF
40	Cade Shumard	LHP
14	Colton Sneddon	RHP
15	Steve Solorzano	INF
9	Aidan Taclas	OF
34	Carson Timmons	RHP
27	Jack Turner	RHP
7	Boston Vest	INF
31	Dylan Weekly	RHP
35	Dane Woodcook	C
30	Hazen Wright	RHP
22	Connor Wylde	LHP
11	Matthew Yarc	RHP

PRONUNCIATION GUIDE

1	JONATAN CLOUGH.....	jon-NUH-tin cloh
2	Camden KAUFMAN.....	koff-min
4	TARIQ Freeny.....	tuh-REEK
5	Noah MASSEY.....	MASS-ee
9	Aidan TACLAS.....	TAK-luss
10	Brandon CLIZBE.....	cliz-BEE
11	Matthew YARC.....	yark
12	Tommy MELUSKEY.....	muh-lus-key
15	Steve SOLORZANO.....	so-lor-ZON-oh
16	JULIO RAMOS.....	HOO-lee-oh RAH-mohs
19	Fabian IBARRA.....	ee-BAH-rrah
22	Connor WYLDE.....	wild
30	HAZEN Wright.....	HAY-zin
32	ASA Briggs.....	AY-suh
33	Jake CARVAJAL.....	car-VA-hall
39	Easton RULLI.....	ROO-lee
40	Cade SHUMARD.....	shoe-MARD

COACHING STAFF

Jake ANGIER.....	ann-JEER
David BELLAMY.....	BELL-uh-me
Camden DUZENACK.....	DOOZ-eh-nak

ROSTER BREAKDOWN

PITCHERS (17)

#	NAME	Pos.	B/T	Ht.	Wt.	Cl.	HOMETOWN / PREVIOUS SCHOOL
8	Cooper Reese	RHP	R/R	6-2	190	So.	Couer d'Alene, Idaho / Lake City HS
11	Matthew Yarc	RHP	R/R	6-0	175	So.	Chino, Calif. / Ayala HS
14	Colton Sneddon	RHP	R/R	6-3	210	Sr.	Pocatello, Idaho / Treasure Valley CC
16	Julio Ramos	RHP	R/R	5-11	190	Sr.	Nogales, Ariz. / Lamar
17	JT Price	RHP	R/R	6-0	185	Fr.	Peoria, Ariz. / Centennial HS
19	Fabian Ibarra	RHP	R/R	6-8	225	Jr.	El Paso, Texas / South Mountain CC
21	Brayden Keeter	LHP	L/L	6-4	185	Jr.	Amarillo, Texas / Lamar CC
22	Connor Wylde	LHP	L/L	6-7	225	Gr.	Huntington Beach, Calif. / Cypress College
25	Bradyn Barnes	LHP	L/L	6-1	200	Jr.	Chandler, Ariz. / Arizona State
27	Jack Turner	RHP	R/R	6-1	195	Sr.	Sayville, N.Y. / Suffolk County CC
28	Jaden Davis	RHP	R/R	6-0	170	So.	Jemez Pueblo, N.M. / Cleveland HS
30	Hazen Wright	RHP	R/R	6-3	195	So.	Carlsbad, N.M. / Carlsbad HS
31	Dylan Weekly	RHP	R/R	6-4	200	So.	Queen Creek, Ariz. / Queen Creek HS
32	Asa Briggs	RHP	R/R	6-5	200	Fr.	Las Vegas, Nev. / Southeast Career Tech HS
33	Jake Carvajal	RHP	R/R	6-2	205	R-Sr.	Dallas, Texas / Northern Colorado
34	Carson Timmons	RHP	R/R	6-1	180	So.	League City, Texas / Clear Falls HS
40	Cade Shumard	LHP	R/L	6-2	205	So.	Scottsdale, Ariz. / Cochise College

CATCHERS (4)

#	NAME	Pos.	B/T	Ht.	Wt.	Yr.	HOMETOWN / PREVIOUS SCHOOL
4	Tariq Freeny	C	R/R	6-2	210	R-Jr.	Chandler, Ariz. / Cisco College
5	Noah Massey	C	R/R	6-1	185	Fr.	Albuquerque, N.M. / Volcano Vista HS
10	Brandon Clizbe	C	R/R	6-2	185	R-Fr.	Alamo, Calif. / Monte Vista HS
35	Dane Woodcook	C	R/R	6-0	180	R-Sr.	Eugene, Ore. / Tacoma CC

INFELDERS (6)

#	NAME	Pos.	B/T	Ht.	Wt.	Yr.	HOMETOWN / PREVIOUS SCHOOL
2	Camden Kaufman	INF	R/R	6-1	190	Sr.	Waukee, Iowa / Des Moines Area CC
3	Aidan Lombardi	INF	R/R	6-1	180	Sr.	Petaluma, Calif. / Santa Rosa JC
7	Boston Vest	INF	R/R	5-11	190	So.	St. George, Utah / Dixie HS
15	Steve Solorzano	INF	R/R	6-0	190	Jr.	Las Cruces, N.M. / Las Cruces HS
20	Bryce Campbell	INF	R/R	6-4	215	Sr.	Turlock, Calif. / Modesto JC
24	Chris Daniels	INF	R/R	6-2	210	So.	Richland, Wash. / Richland HS

OUTFIELDERS (5)

#	NAME	Pos.	B/T	Ht.	Wt.	Yr.	HOMETOWN / PREVIOUS SCHOOL
1	Jonatan Clough	OF	R/R	6-4	215	R-Jr.	La Romana, Dominican Republic / New Mexico JC
9	Aidan Taclas	OF	L/R	6-1	200	Sr.	San Francisco, Calif. / Manhattan
12	Tommy Meluskey	OF	S/L	6-1	195	R-So.	Yakima, Wash. / Oregon
18	Cole Rogers	OF	R/R	5-9	180	So.	Phoenix, Ariz. / Mountain Pointe HS
39	Easton Rulli	OF	R/R	5-10	185	R-Jr.	Moorpark, Calif. / Central Arizona College

HITTER OF THE WEEK

Date	Player (School)
February 16.....	Ryan Franden (Sam Houston)
February 23.....	Trey Hawsey (LA Tech)
March 2.....	Caleb Johnson (Jax State)
March 9.....	Grayson Ashe (Jax State)
March 16.....	Jake Bennett (DBU)
March 23.....	Brant Kragel (Missouri State)
March 30.....	Layne Akers (MTSU)
April 6.....	Caden Bogenpohl (Missouri State)
April 13.....	Gabe Roessler (Missouri State)
April 20.....	Chayton Krauss (DBU)
April 27.....	Jordan Jaffe (Liberty)
May 4.....	Jackson Chirello (Kennesaw State)
May 11.....	Taeg Gollert (Missouri State)
May 18.....	

CONFERENCE USA STANDINGS

#. SCHOOL	CUSA				All Games							
	W-L	Pct.	H	A	W-L	Pct.	H	A	N	L10	Streak	
1. Jax State	22-5	.815	13-2	9-3	40-11	.784	24-6	16-5	0-0	7-3	W2	
2. Liberty	19-8	.704	9-6	10-2	36-16	.692	19-11	17-5	0-0	7-3	W1	
3. Missouri State	18-9	.667	12-3	6-6	30-17	.638	21-3	9-14	0-0	4-6	W3	
T4. LATech	17-10	.630	9-3	8-7	31-22	.585	17-11	12-11	2-0	6-4	L1	
T4. Dallas Baptist	17-10	.630	7-5	10-5	29-23	.558	17-11	12-12	0-0	5-5	L1	
6. WKU	13-14	.481	9-6	4-8	28-24	.538	22-14	6-10	0-0	7-3	W1	
T7. Kennesaw State	12-15	.444	6-6	6-9	24-24	.500	15-10	9-14	0-0	6-4	L2	
T7. Sam Houston	12-15	.444	7-8	5-7	23-29	.442	13-14	10-15	0-0	4-6	W3	
9. MTSU	11-16	.407	9-3	2-13	24-27	.471	20-9	4-18	0-0	3-7	L2	
T10. NM State	8-19	.296	5-7	3-12	19-31	.380	14-11	5-19	0-1	1-9	L7	
T10. FIU	8-19	.296	8-7	0-12	17-34	.333	16-16	1-18	0-0	4-6	W2	
12. Delaware	5-22	.185	4-8	1-14	17-34	.333	13-11	4-23	0-0	5-5	L3	

PITCHER OF THE WEEK

Date	Player (School)
February 16.....	Ben Blair (Liberty)
February 23.....	Steve Cash (Jax State)
March 2.....	Ben Blair (Liberty)
March 9.....	Beau Bryans (Jax State)
March 16.....	Declan Dahl (LA Tech)
March 23.....	Ben Blair (Liberty)
March 30.....	Ryan Peterson (Sam Houston)
April 6.....	Jason Schaaf (Missouri State)
April 13.....	Declan Dahl (LA Tech)
April 20.....	Eli Pillsbury (Jax State)/Cole Torbett (MTSU)
April 27.....	Beau Bryans (Jax State)/Steven Cash (Jax State)
May 4.....	Liam Watt (DBU)
May 11.....	Eli Pillsbury (Jax State)
May 18.....	

DIBASEBALL.COM TOP 25

Rk.	Team	Record	Prev.
1	UCLA	46-5	1
2	North Carolina	40-9	2
3	GeorgiaTech	42-8	3
4	Georgia	41-11	5
5	Auburn	35-15	6
6	Texas	37-12	4
7	Oregon State	40-11	10
8	Southern Miss	37-14	12
9	West Virginia	35-12	15
10	Texas A&M	37-12	9
11	Florida State	36-15	14
12	Arkansas	34-18	17
13	Mississippi State	38-14	11
14	Kansas	37-15	7
15	Ole Miss	34-18	20
16	Oregon	36-14	13
17	Southern Cal	41-12	18
18	Alabama	35-17	19
19	Florida	34-18	21
20	Coastal Carolina	34-17	8
21	Oklahoma State	33-18	NR
22	Arizona State	34-17	16
23	Boston College	36-17	22
24	Nebraska	37-14	25
25	Cincinnati	35-18	NR

Bold indicates 2026 opponent

AGGIES UNDER ANGIER

Overall.....	67-93
Home.....	43-36
Away.....	24-52
Neutral.....	0-5
CUSA.....	29-48
Non-Conference.....	38-45
Postseason.....	0-4
February.....	12-15
March.....	24-30
April.....	23-25
May.....	5-23
June.....	0-0
Extra Innings.....	7-2
Weekend Series Game 1.....	16-25
Weekend Series Game 2.....	16-24
Weekend Series Game 3.....	21-28
Weekend Series Game 4.....	1-4
Midweek Games.....	15-18

PRESEASON COACHES POLL

Place	Team (FPV)	Points
1.	DBU (9)	144
2.	LA Tech (1)	111
3.	Kennesaw State	108
4.	Jax State (1)	102
5.	Western Kentucky	97
6.	Missouri State	90
7.	Liberty	85
8.	FIU	56
9.	NM State (1)	45
10.	Middle Tennessee	38
11.	Delaware	37
12.	Sam Houston	26

PRESEASON ALL-CUSA TEAM

Grayson Ashe.....	Jax State.....	C
Keaton Grady.....	DBU.....	INF
Chayton Krauss.....	DBU.....	INF
Tanner Marsh.....	Liberty.....	INF
Kyle Hayes.....	WKU.....	INF
Cole Cleveland.....	FIU.....	OF
Andrew Idefonso.....	FIU.....	OF
Caden Bogenpohl.....	Missouri State.....	OF
Jake Bennett.....	DBU.....	DH
Steve Solorzano.....	NM State.....	DH
Max Knight.....	Missouri State.....	UTL
Ryan Borberg.....	DBU.....	SP
Steve Cash.....	Jax State.....	SP
Ben Blair.....	Liberty.....	SP
Drew Horn.....	MTSU.....	SP
Jackson Sleeper.....	Jax State.....	RP
Blake Hooks.....	LA Tech.....	RP

PRO AGGIES

Player	Pos.	MLB Team	Years at NM State
Kyle Bradish	P	Baltimore Orioles	(2016-18)
Nick Gonzales	INF	Pittsburgh Pirates	(2018-20)
Joey Ortiz	INF	Milwaukee Brewers	(2017-19)
Daniel Johnson	OF	Houston Astros	(2015-16)

DINGER COUNTER

No.	Player	Opponent	Date	Runs	Outs	Inn.	Score (Post HR)
1	Campbell	Baylor	2/13	2	0	6	2-9
2	Campbell	Oklahoma	2/16	2	0	3	4-7
3	Solorzano	Towson	2/21	1	0	7	3-4
4	Daniels	Towson	2/22	1	0	2	2-2
5	Clizbe	Southwest	2/24	3	2	1	7-0
6	Taclas	Southwest	2/24	2	2	1	9-0
7	Clough	Southwest	2/24	2	1	6	14-4
8	Daniels	Prairie View A&M	2/28	1	1	2	1-1
9	Meluskey	New Mexico	3/3	1	0	5	2-0
10	Rulli	UTSA	3/8	2	2	4	3-1
11	Taclas	UTSA	3/8	1	2	5	4-1
12	Clough	Southwest	3/10	3	0	5	16-1
13	Clough	Southwest	3/10	2	1	6	20-1
14	Lombardi	DBU	3/13	1	0	8	2-10
15	Daniels	DBU	3/14	3	1	3	4-7
16	Meluskey	DBU	3/14	3	0	7	8-13
17	Solorzano	DBU	3/15	1	0	3	1-5
18	Rulli	TCU	3/17	1	0	2	1-1
19	Solorzano	TCU	3/17	4	1	2	5-1
20	Rulli	TCU	3/17	1	1	3	6-4
21	Solorzano	LATech	3/21	1	0	1	1-2
22	Solorzano	Arizona State	3/25	1	0	1	1-0
23	Lombardi	MTSU	3/28	2	1	4	3-1
24	Solorzano	Delaware	4/2	2	0	3	4-3
25	Daniels	Delaware	4/3	1	2	5	7-4
26	Solorzano	Delaware	4/4	2	0	7	5-2
27	Clizbe	WKU	4/12	2	2	2	3-0
28	Daniels	New Mexico	4/14	1	0	5	6-0
29	Clough	Sam Houston	4/20	3	1	3	4-8
30	Meluskey	Arizona State	4/23	1	0	2	3-1
31	Meluskey	Arizona State	4/23	1	0	3	5-3
32	Vest	Jax State	4/24	1	0	3	1-0
33	Daniels	Jax State	4/24	2	2	3	3-0
34	Taclas	Jax State	4/24	3	0	9	6-3
35	Taclas	New Mexico	4/28	1	2	1	1-0
36	Kaufman	New Mexico	4/28	3	1	6	5-5
37	Solorzano	Liberty	5/2	1	1	3	2-2
38	Clough	Liberty	5/3	1	2	3	1-2
39	Lombardi	Liberty	5/3	2	2	8	4-6
40	Vest	Missouri State	5/9	1	1	4	2-1
41	Lombardi	Missouri State	5/9	2	1	6	4-4
42	Rulli	Missouri State	5/0	1	1	9	14-8

AGGIES VS. THE NATION

TEAM STAT RANKINGS (TOP 50 NATIONALLY)			
Category	National	CUSA	Value
Stolen Bases.....	48	3	.93
Stolen Bases per Game.....	50	3	1.86
Triples	1	1	.22
Triples per Game	2	1	.044

INDIVIDUAL STAT RANKINGS (TOP 100 NATIONALLY)				
Player	Category	National	CUSA	Value
Solorzano	Doubles	24	4	.19
Clough	Doubles per Game	39	3	.038
Solorzano	Doubles per Game	43	5	.038
Sneddon	Games Started	12	1	.13
Vest	Hit by Pitch per Game	36	1	.042
Vest	Hit by Pitch	27	1	.21
Vest	Sacrifice Bunts	75	6	.7
Vest	Sacrifice Flies	84	4	.5
Clough	Triples	12	1	.5
Meluskey	Triples	33	3	.4
Kaufman	Triples	93	5	.3
Clough	Triples per Game	6	1	.013
Meluskey	Triples per Game	32	2	.010

BOLD indicates Top-25 Ranking

THE LAST TIME

AN AGGIE BATTER HAD...

6 at-bats in a game.....	Dane Woodcook at New Mexico (4/28/26)
7 at-bats in a game.....	Titus Dumitru and Mitch Namie, at LA Tech (5/4/24)
4 hits in a game.....	Steve Solorzano vs. Delaware (4/2/26)
5+ hits in a game	Jonatan Clough, vs. Southwest (3/10/26)
4 runs in a game.....	Steve Solorzano vs. Delaware (4/2/26)
5+ runs in a game	Rulli (6), Kaufman (6), Daniels (5), Clough (5), vs. Southwest (3/10/26)
3 doubles in a game.....	Joey Ortiz at Chicago State (3/31/19)
4 doubles in a game.....	Jason Bush vs. Texas Southern (2/16/20)
2 triples in a game.....	Camden Kaufman vs. Southwest (3/10/26)
2 home runs in a game	Tommy Meluskey at Arizona State (3/23/26)
3+ home runs in a game	Nick Gonzales (3) vs. Purdue Fort Wayne (Game 2) (2/29/20)
2 home runs in an inning	Tristan Peterson vs. Texas Southern (2/17/19)
Hit for the cycle	Preston Godfrey, at Arizona (3/36/24)
Hit an inside-the-park HR	Nick Gonzales vs. Purdue Fort Wayne (Game 2) (2/29/20)
7 RBI in a game	Jonatan Clough & Camden Kaufman vs. Southwest (3/10/26)
8 RBI in a game	Keith Jones II (3/2/24)
9 RBI in a game	Nick Gonzales vs. Texas Southern (2/16/20)
10+ total bases.....	Jonatan Clough & Camden Kaufman vs. Southwest (3/10/26)
14+ total bases.....	Nick Gonzales vs. Iona (2/23/20)
3 stolen bases in a game	Boston Vest vs. Towson (2/21/26)
Walk-off hit.....	Bryce Campbell, vs. Jax State (4/17/25)

AN AGGIE PITCHER...

Pitched a complete game	Connor Wylde vs. Middle Tennessee (7 inn.) (4/26/25)
Pitched a shutout	Connor Wylde vs. Middle Tennessee (7 inn.) (4/26/25)
Allowed 3 or less hits (min. 7 IP)	Rorik Maltrud (1) at Nebraska (3/16/22)
Struck out 10+ batters.....	Sammy Natera (14) vs. UIC (2/19/22)

THE AGGIES...

Scored 15-19 runs.....	16, at New Mexico (4/28/26)
Scored 20+ runs.....	39, vs. Southwest (3/10/26)
Recorded 15-19 hits	16, vs. Liberty (5/2/26)
Recorded 20+ hits	32, vs. Southwest (3/10/26)
Had 7+ doubles	11, vs. Southwest (3/10/26)
Had 3+ triples.....	4, vs. Southwest (3/10/26)
Had 5+ home runs	5, at LA Tech (5/4/24)
Had 10+ walks	12, at New Mexico (4/28/26)
Issued zero walks.....	vs. St. Thomas (2/17/25)
Walked 10+ batters.....	12, vs. Liberty (5/1/26)
Hit by 7+ pitches.....	9, vs. Southwest (3/10/26)
Had 7+ stolen bases.....	7, vs. LA Tech (3/20/26)
Won in extra innings	16-15 (10 Inn.), at New Mexico (4/28/26)
Lost in extra innings	5-4 (10 Inn.), at Lamar (3/12/25)
Recorded a team shutout	10-0 (7 Inn.), vs. Middle Tennessee (4/26/25)
Scored 0 runs	0-10 (7 Inn.), at Jax State (4/26/26)
Struck out 10-14 times.....	11, at Arizona (5/7/26)
Struck out 15-19 times.....	16, at Jax State (4/24/26)
Struck out 20+ times.....	20, at #19 Oregon (4/3/21)
Struck out 10-14 batters.....	10, vs. New Mexico (4/14/26)
Struck out 15-19 batters.....	16, vs. Southwest (2/24/26)
Struck out 20+ batters	20, vs. Seattle U (3/11/22)
Beat a ranked opponent	10-9, at #25 Arizona State (3/8/26)

Bold occurred during the 2026 season

STARTING LINEUP BY BATTING ORDER

Date	Opponent	Result	1	2	3	4	5	6	7	8	9
2/13	at Baylor	L, 15-2 (7)	Solorzano	Vest	Campbell	Taclas	Rulli	Meluskey	Kaufman	Woodcook	Lombardi
2/14	at Baylor	L, 5-2	Solorzano	Vest	Campbell	Taclas	Rulli	Meluskey	Kaufman	Woodcook	Lombardi
2/15	at Baylor	L, 7-3	Solorzano	Vest	Campbell	Taclas	Rulli	Daniels	Kaufman	Meluskey	Clizbe
2/16	vs. Oklahoma	L, 10-6	Solorzano	Taclas	Vest	Campbell	Rulli	Daniels	Kaufman	Woodcook	Rogers
2/20	Towson	L, 8-7	Solorzano	Taclas	Vest	Campbell	Rulli	Daniels	Clizbe	Clough	Kaufman
2/21	Towson	W, 9-3	Vest	Taclas	Solorzano	Campbell	Rulli	Woodcook	Meluskey	Rogers	Kaufman
2/22	Towson	L, 8-6	Vest	Taclas	Solorzano	Campbell	Rulli	Daniels	Meluskey	Rogers	Woodcook
2/24	Southwest	W, 19-7	Vest	Taclas	Solorzano	Campbell	Daniels	Meluskey	Rogers	Clough	Clizbe
2/27	PVAMU	W, 12-6	Vest	Taclas	Solorzano	Campbell	Daniels	Rulli	Rogers	Woodcook	Clough
2/28	PVAMU	W, 7-2	Vest	Taclas	Solorzano	Campbell	Daniels	Rogers	Woodcook	Clough	Meluskey
3/1	PVAMU	W, 16-1	Vest	Taclas	Solorzano	Campbell	Daniels	Clough	Rogers	Clizbe	Meluskey
3/3	New Mexico	W, 8-6	Vest	Taclas	Solorzano	Campbell	Rulli	Meluskey	Rogers	Clizbe	Kaufman
3/6	UTSA	L, 10-2	Vest	Taclas	Solorzano	Campbell	Daniels	Meluskey	Rogers	Rulli	Woodcook
3/7	UTSA	L, 13-0 (7)	Taclas	Solorzano	Campbell	Meluskey	Vest	Daniels	Rogers	Clough	Clizbe
3/8	UTSA	W, 5-4	Solorzano	Taclas	Campbell	Meluskey	Vest	Rogers	Rulli	Woodcook	Kaufman
3/10	Southwest	W, 39-4	Solorzano	Taclas	Vest	Daniels	Clough	Rulli	Clizbe	Lombardi	Kaufman
3/13	at DBU	L, 14-2 (8)	Solorzano	Taclas	Campbell	Daniels	Meluskey	Vest	Rogers	Clough	Woodcook
3/14	at DBU	W, 17-14	Solorzano	Taclas	Daniels	Meluskey	Clough	Vest	Rogers	Lombardi	Woodcook
3/15	at DBU	L, 20-2 (7)	Solorzano	Taclas	Daniels	Meluskey	Clough	Vest	Rogers	Lombardi	Woodcook
3/17	at TCU	L, 16-6 (7)	Solorzano	Meluskey	Daniels	Campbell	Rulli	Vest	Rogers	Lombardi	Clizbe
3/20	LA Tech	L, 13-8	Solorzano	Meluskey	Daniels	Campbell	Vest	Rulli	Rogers	Lombardi	Woodcook
3/21	LA Tech	W, 13-10	Solorzano	Taclas	Daniels	Meluskey	Vest	Campbell	Rogers	Clough	Clizbe
3/22	LA Tech	W, 8-6	Solorzano	Taclas	Meluskey	Vest	Rulli	Clough	Lombardi	Woodcook	Kaufman
3/25	at Arizona State	L, 10-4	Solorzano	Taclas	Daniels	Vest	Rulli	Rogers	Lombardi	Clizbe	Kaufman
3/27	at MTSU	L, 7-5	Solorzano	Taclas	Meluskey	Vest	Rulli	Lombardi	Campbell	Clizbe	Kaufman
3/28	at MTSU	L, 8-7	Solorzano	Taclas	Meluskey	Vest	Rulli	Clough	Lombardi	Woodcook	Kaufman
3/29	at MTSU	L, 9-6	Solorzano	Taclas	Meluskey	Vest	Rulli	Clough	Lombardi	Woodcook	Kaufman
4/2	Delaware	W, 11-6	Solorzano	Taclas	Clough	Rulli	Vest	Meluskey	Lombardi	Woodcook	Kaufman
4/3	Delaware	W, 15-9	Solorzano	Taclas	Clough	Rulli	Vest	Daniels	Rogers	Woodcook	Kaufman
4/4	Delaware	W, 7-2	Solorzano	Taclas	Clough	Rulli	Vest	Daniels	Lombardi	Clizbe	Kaufman
4/8	at Arizona	L, 13-3 (7)	Solorzano	Taclas	Clough	Rulli	Vest	Lombardi	Rogers	Woodcook	Kaufman
4/10	at WKU	L, 7-3	Solorzano	Taclas	Clough	Rulli	Vest	Lombardi	Campbell	Clizbe	Kaufman
4/11	at WKU	L, 9-4	Solorzano	Taclas	Clough	Rulli	Daniels	Vest	Lombardi	Woodcook	Kaufman
4/12	at WKU	W, 10-7	Solorzano	Taclas	Kaufman	Clough	Rulli	Daniels	Vest	Clizbe	Rogers
4/14	New Mexico	W, 6-1	Solorzano	Taclas	Kaufman	Clough	Daniels	Rulli	Clizbe	Vest	Woodcook
4/17	Sam Houston	L, 8-7	Solorzano	Daniels	Kaufman	Clough	Taclas	Rulli	Vest	Clizbe	Rogers
4/18	Sam Houston	L, 4-3	Solorzano	Daniels	Taclas	Clough	Kaufman	Rulli	Meluskey	Woodcook	Vest
4/19	Sam Houston	L, 12-10	Solorzano	Taclas	Daniels	Clough	Kaufman	Rulli	Meluskey	Woodcook	Vest
4/22	at Arizona State	W, 10-9	Solorzano	Taclas	Rulli	Daniels	Clizbe	Kaufman	Meluskey	Campbell	Vest
4/24	at Jax State	W, 6-4	Solorzano	Taclas	Clough	Daniels	Clizbe	Kaufman	Lombardi	Meluskey	Vest
4/25	at Jax State	L, 4-0	Solorzano	Taclas	Clough	Daniels	Clizbe	Kaufman	Lombardi	Meluskey	Vest
4/26	at Jax State	L, 10-0 (7)	Solorzano	Taclas	Clough	Daniels	Rulli	Kaufman	Lombardi	Woodcook	Vest
4/28	at New Mexico	W, 16-15 (10)	Clough	Solorzano	Taclas	Daniels	Vest	Meluskey	Kaufman	Woodcook	Rogers
5/1	Liberty	L, 15-4	Clough	Solorzano	Taclas	Daniels	Vest	Kaufman	Meluskey	Rogers	Clizbe
5/2	Liberty	L, 9-7	Clough	Solorzano	Taclas	Daniels	Vest	Campbell	Kaufman	Meluskey	Woodcook
5/3	Liberty	L, 7-4	Clough	Solorzano	Taclas	Daniels	Vest	Campbell	Kaufman	Meluskey	Clizbe
5/6	at Arizona	L, 8-6	Clough	Taclas	Solorzano	Daniels	Vest	Clizbe	Lombardi	Meluskey	Kaufman
5/8	at Missouri State	L, 14-8	Clough	Solorzano	Taclas	Daniels	Vest	Lombardi	Clizbe	Meluskey	Kaufman
5/9	at Missouri State	L, 9-1	Clough	Solorzano	Taclas	Rulli	Vest	Lombardi	Clizbe	Meluskey	Kaufman
5/10	at Missouri State	L, 7-6	Clough	Solorzano	Taclas	Rulli	Vest	Lombardi	Massey	Meluskey	Kaufman
5/12	at New Mexico										
5/14	FIU										
5/15	FIU										
5/16	FIU										

STARTING LINEUP BY POSITION

Date	Opponent	Result	C	1B	2B	3B	SS	LF	CF	RF	DH
2/13	at Baylor	L, 15-2 (7)	Woodcook	Solorzano	Lombardi	Kaufman	Vest	Taclas	Meluskey	Rulli	Campbell
2/14	at Baylor	L, 5-2	Woodcook	Solorzano	Lombardi	Kaufman	Vest	Taclas	Meluskey	Rulli	Campbell
2/15	at Baylor	L, 7-3	Clizbe	Solorzano	Campbell	Kaufman	Vest	Taclas	Meluskey	Rulli	Campbell
2/16	vs. Oklahoma	L, 10-6	Woodcook	Solorzano	Campbell	Kaufman	Vest	Taclas	Rogers	Rulli	Daniels
2/20	Towson	L, 8-7	Clizbe	Solorzano	Campbell	Kaufman	Vest	Taclas	Clough	Rulli	Daniels
2/21	Towson	W, 9-3	Woodcook	Solorzano	Campbell	Kaufman	Vest	Rogers	Meluskey	Rulli	Taclas
2/22	Towson	L, 8-6	Woodcook	Solorzano	Campbell	Daniels	Vest	Rogers	Meluskey	Rulli	Taclas
2/24	Southwest	W, 19-7	Clizbe	Solorzano	Campbell	Daniels	Vest	Clough	Rogers	Meluskey	Taclas
2/27	PVAMU	W, 12-6	Woodcook	Solorzano	Campbell	Daniels	Vest	Clough	Rogers	Rulli	Taclas
2/28	PVAMU	W, 7-2	Woodcook	Solorzano	Campbell	Daniels	Vest	Clough	Rogers	Meluskey	Taclas
3/1	PVAMU	W, 16-1	Clizbe	Solorzano	Campbell	Daniels	Vest	Clough	Rogers	Meluskey	Taclas
3/3	New Mexico	W, 8-6	Clizbe	Solorzano	Campbell	Kaufman	Vest	Rulli	Rogers	Meluskey	Taclas
3/6	UTSA	L, 10-2	Woodcook	Solorzano	Campbell	Daniels	Vest	Taclas	Rogers	Meluskey	Rulli
3/7	UTSA	L, 13-0 (7)	Clizbe	Solorzano	Campbell	Daniels	Vest	Clough	Rogers	Meluskey	Taclas
3/8	UTSA	W, 5-4	Woodcook	Solorzano	Campbell	Kaufman	Vest	Taclas	Rogers	Meluskey	Rulli
3/10	Southwest	W, 39-4	Clizbe	Daniels	Lombardi	Kaufman	Vest	Taclas	Clough	Rulli	Solorzano
3/13	at DBU	L, 14-2 (8)	Woodcook	Solorzano	Campbell	Daniels	Vest	Clough	Rogers	Meluskey	Taclas
3/14	at DBU	W, 17-14	Woodcook	Solorzano	Lombardi	Daniels	Vest	Clough	Rogers	Meluskey	Taclas
3/15	at DBU	L, 20-2 (7)	Woodcook	Solorzano	Lombardi	Daniels	Vest	Clough	Rogers	Meluskey	Taclas
3/17	atTCU	L, 16-6 (7)	Clizbe	Campbell	Lombardi	Daniels	Vest	Rulli	Rogers	Meluskey	Solorzano
3/20	LATech	L, 13-8	Woodcook	Solorzano	Lombardi	Daniels	Vest	Rulli	Rogers	Meluskey	Campbell
3/21	LATech	W, 13-10	Clizbe	Solorzano	Campbell	Daniels	Vest	Clough	Rogers	Meluskey	Taclas
3/22	LATech	W, 8-6	Woodcook	Solorzano	Lombardi	Kaufman	Vest	Clough	Meluskey	Rulli	Taclas
3/25	at Arizona State	L, 10-4	Clizbe	Solorzano	Lombardi	Kaufman	Vest	Taclas	Rogers	Rulli	Daniels
3/27	at MTSU	L, 7-5	Clizbe	Solorzano	Lombardi	Kaufman	Vest	Taclas	Meluskey	Rulli	Campbell
3/28	at MTSU	L, 8-7	Woodcook	Solorzano	Lombardi	Kaufman	Vest	Clough	Meluskey	Rulli	Taclas
3/29	at MTSU	L, 9-6	Woodcook	Solorzano	Lombardi	Kaufman	Vest	Clough	Meluskey	Rulli	Taclas
4/2	Delaware	W, 11-6	Woodcook	Solorzano	Lombardi	Kaufman	Vest	Clough	Meluskey	Rulli	Taclas
4/3	Delaware	W, 15-9	Woodcook	Solorzano	Kaufman	Daniels	Vest	Clough	Rogers	Rulli	Taclas
4/4	Delaware	W, 7-2	Clizbe	Solorzano	Lombardi	Kaufman	Vest	Taclas	Clough	Rulli	Daniels
4/8	at Arizona	L, 13-3 (7)	Woodcook	Solorzano	Lombardi	Kaufman	Vest	Clough	Rogers	Rulli	Taclas
4/10	atWKU	L, 7-3	Clizbe	Solorzano	Campbell	Kaufman	Vest	Taclas	Clough	Rulli	Lombardi
4/11	atWKU	L, 9-4	Woodcook	Solorzano	Lombardi	Kaufman	Vest	Taclas	Clough	Rulli	Daniels
4/12	atWKU	W, 10-7	Clizbe	Solorzano	Kaufman	Daniels	Vest	Clough	Rogers	Rulli	Taclas
4/14	New Mexico	W, 6-1	Woodcook	Solorzano	Kaufman	Daniels	Vest	Taclas	Clough	Rulli	Clizbe
4/17	Sam Houston	L, 8-7	Clizbe	Solorzano	Kaufman	Daniels	Vest	Clough	Rogers	Rulli	Taclas
4/18	Sam Houston	L, 4-3	Woodcook	Solorzano	Kaufman	Daniels	Vest	Clough	Meluskey	Rulli	Taclas
4/19	Sam Houston	L, 12-10	Woodcook	Solorzano	Kaufman	Daniels	Vest	Clough	Meluskey	Rulli	Taclas
4/22	at Arizona State	W, 10-9	Clizbe	Daniels	Campbell	Kaufman	Vest	Taclas	Clough	Meluskey	Solorzano
4/24	at Jax State	W, 6-3	Clizbe	Solorzano	Kaufman	Daniels	Vest	Taclas	Clough	Meluskey	Lombardi
4/25	at Jax State	L, 4-0	Clizbe	Solorzano	Kaufman	Daniels	Vest	Taclas	Clough	Meluskey	Lombardi
4/26	at Jax State	L, 10-0 (7)	Woodcook	Solorzano	Kaufman	Lombardi	Vest	Taclas	Clough	Rulli	Daniels
4/28	at New Mexico	W, 16-15 (10)	Woodcook	Solorzano	Kaufman	Daniels	Vest	Clough	Rogers	Meluskey	Taclas
5/1	Liberty	L, 15-4	Clizbe	Solorzano	Kaufman	Daniels	Vest	Clough	Rogers	Meluskey	Taclas
5/2	Liberty	L, 9-7	Woodcook	Solorzano	Campbell	Kaufman	Vest	Taclas	Rogers	Meluskey	Daniels
5/3	Liberty	L, 7-4	Clizbe	Solorzano	Campbell	Kaufman	Vest	Taclas	Clough	Meluskey	Daniels
5/6	at Arizona	L, 8-6	Clizbe	Solorzano	Kaufman	Lombardi	Vest	Taclas	Clough	Meluskey	Daniels
5/8	at Missouri State	L, 14-8	Clizbe	Solorzano	Kaufman	Lombardi	Vest	Taclas	Clough	Meluskey	Daniels
5/9	at Missouri State	L, 9-1	Clizbe	Solorzano	Kaufman	Lombardi	Vest	Clough	Meluskey	Rulli	Taclas
5/10	at Missouri State	L, 7-6	Massey	Solorzano	Kaufman	Lombardi	Vest	Clough	Meluskey	Rulli	Taclas
5/12	at New Mexico										
5/14	FIU										
5/15	FIU										
5/16	FIU										

PITCHING BREAKDOWN

STARTERS GAME-BY-GAME

BULLPEN GAME-BY-GAME

Date	Opp. (Pitcher, W-L-ND)	IP	H	R	ER	BB	K	Date	Opp. (Pitcher of Record, W-L)	IP	H	R	ER	BB	K	
2/13	at Baylor (Sneddon, ND)	2.0	1	0	0	0	0	2/13	at Baylor (Reese, L)	6.0	8	15	15	8	7	
2/14	at Baylor (Ibarra, L)	2.0	3	5	5	4	3	2/14	at Baylor	6.0	0	0	0	4	3	
2/15	at Baylor (Wylde, ND)	4.0	4	3	1	2	3	2/15	at Baylor (Turner, L)	4.0	7	4	4	3	6	
2/16	vs. Oklahoma (Yarc, L)	0.0	0	3	3	3	0	2/16	vs. Oklahoma	8.0	7	7	7	9	7	
2/20	Towson (Sneddon, L)	3.0	6	4	3	2	2	2/20	Towson	6.0	4	4	2	3	6	
2/21	Towson (Ibarra, ND)	0.1	2	2	1	2	0	2/21	Towson (Wylde, W)	8.2	4	1	1	3	7	
2/22	Towson (Barnes, ND)	2.1	3	4	4	3	2	2/22	Towson (Turner, L)	6.2	7	4	3	4	11	
2/24	Southwest (Sneddon, ND)	1.0	0	0	0	0	1	2/24	Southwest	8.0	7	7	2	8	15	
2/27	PVAMU (Sneddon, W)	3.0	4	1	1	0	2	2/27	PVAMU	6.0	6	5	5	2	4	
2/28	PVAMU (Price, ND)	2.0	3	1	1	1	2	2/28	PVAMU (Weekly, W)	7.0	7	1	1	4	10	
3/1	PVAMU (Barnes, ND)	3.0	2	1	1	2	4	3/1	PVAMU (Turner, W)	4.0	4	1	1	1	6	
3/3	New Mexico (Sneddon, ND)	2.2	3	0	0	0	0	3/3	New Mexico (Wylde, W)	6.1	6	6	6	3	5	
3/6	UTSA (Barnes, L)	3.0	2	3	1	3	4	3/6	UTSA	6.0	8	7	7	5	1	
3/7	UTSA (Price, L)	1.0	2	2	2	2	1	3/7	UTSA	6.0	12	11	9	2	5	
3/8	UTSA (Sneddon, ND)	2.0	2	1	1	0	1	3/8	UTSA (Wylde, W)	7.0	6	3	3	3	3	
3/10	Southwest (Price, W)	4.0	5	1	1	0	5	3/10	Southwest	5.0	4	3	0	3	6	
3/13	at DBU (Sneddon, L)	2.2	2	2	2	2	0	3/13	at DBU	4.2	9	12	12	9	6	
3/14	at DBU (Carvajal, ND)	1.1	4	4	4	1	1	3/14	at DBU (Turner, W)	7.2	13	10	10	3	6	
3/15	at DBU (Barnes, L)	3.0	5	6	5	2	3	3/15	at DBU	3.0	8	14	14	6	5	
3/17	atTCU (Sneddon, ND)	0.0	1	1	1	2	0	3/17	atTCU (Carvajal, L)	6.0	9	15	11	10	5	
3/20	LA Tech (Sneddon, ND)	2.0	5	4	4	2	1	3/20	LA Tech (Weekly, L)	7.0	9	9	8	8	2	
3/21	LA Tech (Davis, ND)	2.0	4	6	5	4	3	3/21	LA Tech (Wylde, W/Turner, S)	7.0	4	4	3	3	10	
3/22	LA Tech (Carvajal, ND)	1.1	5	3	3	0	0	3/22	LA Tech (Price, W/Weekly, S)	6.2	8	3	3	2	6	
3/25	at Arizona State (Davis, L)	0.0	3	5	5	1	0	3/25	at Arizona State	8.0	9	5	5	2	9	
3/27	at MTSU (Price, ND)	2.0	1	0	0	3	2	3/27	at MTSU (Turner, L)	6.0	6	7	3	7	3	
3/28	at MTSU (Sneddon, ND)	2.2	4	1	1	3	1	3/28	at MTSU (Davis, L)	2.1	3	4	4	3	2	
3/29	at MTSU (Yarc, L)	1.0	2	4	0	2	1	3/29	at MTSU	7.0	7	5	5	0	6	
4/2	Delaware (Wylde, ND)	3.2	9	3	3	4	3	4/2	Delaware (Price, W)	5.1	2	3	3	2	6	
4/3	Delaware (Sneddon, ND)	3.1	5	4	4	1	2	4/3	Delaware (Wright, W)	2.2	1	2	0	2	4	
4/4	Delaware (Turner, W)	5.0	6	2	2	2	4	4/4	Delaware	4.0	2	0	0	0	2	
4/8	at Arizona	2.0	2	3	3	1	2	4/8	at Arizona	4.0	7	10	10	7	3	
4/10	atWKU (Wylde, L)	4.0	5	5	5	2	1	4/10	atWKU	4.0	4	2	2	2	5	
4/11	atWKU (Turner, L)	3.0	6	7	7	5	3	4/11	atWKU	5.0	7	2	0	1	4	
4/12	atWKU (Sneddon, ND)	3.0	1	2	1	3	1	4/12	atWKU (Carvajal, W)	6.0	7	5	4	3	4	
4/14	New Mexico (Price, ND)	3.0	1	0	0	2	3	4/14	New Mexico (Wright, W)	6.0	3	1	1	1	7	
4/17	Sam Houston (Sneddon, L)	1.0	6	6	5	1	1	4/17	Sam Houston	8.0	4	2	2	2	9	
4/18	Sam Houston (Wylde, ND)	4.0	2	0	0	3	3	4/18	Sam Houston (Wright, L)	5.0	6	4	4	4	5	
4/19	Sam Houston (Turner, L)	4.1	10	7	4	1	4	4/19	Sam Houston	4.2	8	5	2	2	1	
4/22	at Arizona State (Price, ND)	1.0	1	1	1	0	1	4/22	at Arizona State (Weekly, W)	10.0	10	8	8	7	3	
4/24	at Jax State (Wylde, ND)	6.0	9	1	1	3	1	4/24	at Jax State (Ramos, W/Weekly, S)	3.0	3	2	2	3	5	
4/25	at Jax State (Turner, L)	7.0	5	4	3	2	5	4/25	at Jax State	1.0	2	0	0	0	0	
4/26	at Jax State (Price, L)	1.0	1	3	3	1	1	4/26	at Jax State	5.1	7	7	6	6	1	
4/28	at New Mexico (Price, ND)	2.0	5	4	4	3	0	4/28	at New Mexico (Briggs, W)	7.0	11	11	11	8	3	
5/1	Liberty (Wylde, ND)	4.0	4	3	3	6	3	5/1	Liberty (Sneddon, L)	5.0	14	12	12	6	0	
5/2	Liberty (Turner, ND)	6.0	4	3	2	3	6	5/2	Liberty (Ramos, L)	3.0	5	6	5	1	5	
5/3	Liberty (Price, L)	4.2	7	5	3	2	4	5/3	Liberty	4.1	5	2	2	3	4	
5/6	at Arizona (Barnes, L)	4.0	8	5	5	1	4	5/6	at Arizona	4.0	2	3	3	3	3	
5/8	at Missouri State (Wylde, ND)	4.1	3	3	3	2	2	5/8	at Missouri State (Briggs, L)	3.2	8	11	10	5	3	
5/9	at Missouri State (Turner, L)	5.0	7	7	7	3	4	5/9	at Missouri State	3.0	3	2	2	1	0	
5/10	at Missouri State (Price, ND)	5.0	4	5	0	0	3	5/10	at Missouri State (Ramos, L)	3.0	4	2	2	2	4	
Totals		ERA	IP	H	R	ER	BB	K	Totals	ERA	IP	H	R	ER	BB	K
W-L (3-19)		7.99	139.2	169	150	124	97	103	W-L (16-12)	7.70	279.1	312	274	239	194	247
5/12	at New Mexico								5/12	at New Mexico						
5/14	FIU								5/14	FIU						
5/15	FIU								5/15	FIU						
5/16	FIU								5/16	FIU						

OVERALL STATISTICS

Overall: 19-31 Conf: 8-19 Home: 14-11 Away: 5-19 Neut: 0-1

(Sorted by Batting avg)

##	PLAYER	AVG	GP-GS	AB	R	H	2B	3B	HR	RBI	TB	SLG%	BB	HP	SO	GDP	OB%	SF	SH	SB-ATT	PO	A	E	FLD%
1	Clough, Jonatan	.329	39-37	149	38	49	15	5	5	34	89	.597	16	9	38	1	.425	0	0	11-13	81	4	4	.955
15	Solorzano, Steve	.327	50-50	208	47	68	19	2	8	44	115	.553	22	11	25	5	.416	2	0	8-9	334	26	2	.994
39	Rulli, Easton	.305	38-33	128	28	39	6	2	4	27	61	.477	7	8	24	3	.375	1	1	3-5	48	1	2	.961
10	Clizbe, Brandon	.301	27-24	83	18	25	3	2	2	18	38	.458	5	4	34	0	.370	0	1	6-6	160	18	3	.983
24	Daniels, Chris	.301	37-36	133	32	40	6	1	6	37	66	.496	22	3	48	1	.404	3	1	1-2	29	21	9	.847
18	Rogers, Cole	.299	33-24	87	19	26	5	1	0	15	33	.379	11	3	11	3	.392	1	3	10-10	62	1	2	.969
9	Taclas, Aidan	.295	48-48	183	44	54	13	1	4	36	81	.443	30	7	25	4	.410	2	0	9-13	30	2	2	.941
5	Massey, Noah	.294	10-1	17	5	5	0	0	0	2	5	.294	1	0	6	1	.333	0	0	0-0	15	1	1	.941
2	Kaufman, Camden	.279	48-37	129	29	36	8	3	1	30	53	.411	23	9	40	3	.415	3	3	19-21	50	77	4	.969
35	Woodcook, Dane	.278	29-26	90	13	25	2	0	0	8	27	.300	12	1	31	1	.369	0	1	4-4	182	16	3	.985
12	Meluskey, Tommy	.266	41-36	128	25	34	4	4	4	22	58	.453	26	4	34	0	.400	2	0	10-13	95	2	3	.970
3	Lombardi, Aidan	.261	34-24	88	18	23	4	0	4	17	39	.443	20	1	24	2	.404	0	1	0-0	31	58	5	.947
20	Campbell, Bryce	.258	28-24	89	11	23	3	0	2	17	32	.360	10	4	29	1	.356	1	0	3-5	36	42	5	.940
7	Vest, Boston	.257	50-50	167	41	43	6	1	2	29	57	.341	22	21	30	5	.400	5	7	9-11	90	122	10	.955
	Totals	.292	50	1679	368	490	94	22	42	336	754	.449	227	85	399	30	.399	20	18	93-112	1257	433	67	.962
	Opponents	.298	50	1677	424	500	86	16	68	393	822	.490	291	75	350	35	.420	20	20	69-92	1272	448	56	.968

LOB - Team (382), Opp (397). DPs turned - Team (40), Opp (33). IBB - Team (3), Opp (10). Picked off - Clough (2), Kaufman (2), Vest (1), Solorzano (1), Rogers (1).

(Sorted by Earned run avg)

##	PLAYER	ERA	W-L	APP	GS	CG	SHO	SV	IP	H	R	ER	BB	SO	2B	3B	HR	B/AVG	WP	HP	BK	SFA	SHA
16	Ramos, Julio	4.58	1-2	17	0	0	0	0	19.2	19	11	10	10	24	4	1	2	.253	2	3	0	1	2
32	Briggs, Asa	4.63	1-1	13	0	0	0	0	11.2	6	8	6	9	2	1	0	2	.154	1	1	0	1	0
22	Wylde, Connor	5.61	4-1	14	7	0	0	1	51.1	56	37	32	34	30	11	0	9	.289	3	13	0	4	4
31	Weekly, Dylan	5.74	2-1	17	0	0	0	2	31.1	31	25	20	12	24	4	1	4	.254	2	0	1	0	0
30	Wright, Hazen	6.67	2-1	18	0	0	0	0	28.1	24	23	21	27	40	7	0	3	.226	4	4	0	1	1
34	Timmons, Carson	6.75	1-0	19	0	0	0	1	18.2	18	16	14	17	11	3	2	2	.265	5	5	0	2	2
27	Turner, Jack	7.22	3-7	13	6	0	0	1	52.1	67	49	42	30	56	11	2	3	.312	3	8	1	1	4
17	Price, JT	7.38	3-4	19	11	0	0	0	39.0	50	42	32	20	39	2	2	6	.301	4	7	1	0	0
33	Carvajal, Jake	8.18	1-1	21	2	0	0	0	33.0	40	33	30	15	18	2	1	7	.308	2	4	0	3	1
14	Sneddon, Colton	8.47	1-4	19	13	0	0	0	34.0	52	35	32	22	15	9	3	7	.359	2	4	0	1	3
40	Shumard, Cade	8.68	0-0	10	0	0	0	0	9.1	11	10	9	6	9	4	0	2	.289	1	6	0	0	0
28	Davis, Jaden	8.70	0-2	17	2	0	0	0	30.0	34	34	29	22	31	7	2	4	.276	4	8	1	0	0
25	Barnes, Bradyn	10.38	0-3	13	5	0	0	0	26.0	34	33	30	21	28	8	0	5	.324	7	4	0	2	3
11	Yarc, Matthew	12.79	0-2	13	2	0	0	0	19.0	36	37	27	22	13	12	0	5	.400	2	1	0	1	0
19	Ibarra, Fabian	13.11	0-1	10	2	0	0	0	11.2	15	18	17	15	8	0	1	5	.349	3	7	0	2	0
8	Reese, Cooper	27.00	0-1	4	0	0	0	0	3.2	7	13	11	9	2	1	1	2	.389	0	0	0	1	0
	Totals	7.78	19-31	50	50	0	0	5	419.0	500	424	362	291	350	86	16	68	.298	45	75	4	20	20
	Opponents	6.96	31-19	50	50	1	3	10	424.0	490	368	328	227	399	94	22	42	.292	47	85	7	20	18

PB - Team (5), Clizbe (2), Woodcook (3), Opp (7). Pickoffs - Team (8), Sneddon (1), Price (1), Wylde (1), Turner (2), Davis (1), Wright (1), Timmons (1), Opp (4). SBA/ATT - Massey (1-1), Clizbe (29-38), Yarc (6-7), Sneddon (4-5), Ramos (2-2), Price (8-11), Ibarra (1-2), Wylde (13-16), Barnes (3-5), Turner (6-8), Davis (4-7), Wright (2-2), Weekly (4-4), Briggs (4-5), Carvajal (4-7), Timmons (2-2), Woodcook (39-52).

OVERALL STATISTICS (CUSA GAMES ONLY)

(Sorted by Batting avg)

##	PLAYER	AVG	GP-GS	AB	R	H	2B	3B	HR	RBI	TB	SLG%	BB	HP	SO	GDP	OB%	SF	SH	SB-ATT	PO	A	E	FLD%
5	Massey, Noah	.375	4-1	8	1	3	0	0	0	1	3	.375	0	0	3	0	.375	0	0	0-0	8	0	1	.889
10	Clizbe, Brandon	.333	14-12	42	10	14	2	1	1	8	21	.500	3	3	17	0	.417	0	1	4-4	75	12	2	.978
15	Solorzano, Steve	.328	27-27	116	24	38	8	1	5	25	63	.543	11	5	13	3	.403	2	0	5-6	204	20	2	.991
35	Woodcook, Dane	.326	15-14	46	10	15	1	0	0	6	16	.348	7	1	13	1	.426	0	0	3-3	97	7	1	.990
2	Kaufman, Camden	.319	26-22	72	14	23	6	0	0	13	29	.403	15	6	23	2	.463	2	1	15-16	40	43	3	.965
1	Clough, Jonatan	.314	26-25	102	18	32	10	2	2	18	52	.510	9	3	25	0	.386	0	0	5-7	52	2	3	.947
9	Taclas, Aidan	.304	26-26	102	22	31	9	0	1	16	43	.422	18	0	14	3	.405	1	0	4-6	15	0	0	1.000
39	Rulli, Easton	.290	20-17	69	12	20	2	0	1	11	25	.362	3	2	16	0	.333	1	0	2-4	27	1	0	1.000
24	Daniels, Chris	.286	19-19	70	14	20	1	0	3	15	30	.429	11	1	27	0	.386	1	1	0-0	5	11	6	.727
18	Rogers, Cole	.250	15-9	36	8	9	3	0	0	0	12	.333	1	2	5	1	.308	0	1	4-4	24	0	1	.960
7	Vest, Boston	.244	27-27	90	18	22	4	1	2	16	34	.378	9	9	18	2	.357	4	5	4-5	45	73	6	.952
3	Lombardi, Aidan	.231	22-17	65	11	15	2	0	4	12	29	.446	11	1	17	1	.351	0	0	0-0	21	44	5	.929
12	Meluskey, Tommy	.216	24-20	74	11	16	2	3	1	14	27	.365	13	2	21	0	.341	2	0	3-4	52	2	2	.964
20	Campbell, Bryce	.208	10-7	24	1	5	0	0	0	4	5	.208	4	1	10	0	.345	0	0	0-1	5	9	3	.824
	Totals	.287	27	916	174	263	50	8	20	159	389	.425	115	36	222	13	.383	13	9	49-60	680	248	44	.955
	Opponents	.310	27	931	243	289	49	8	39	223	471	.506	155	44	175	15	.428	10	12	40-50	699	252	23	.976

LOB - Team (214), Opp (221). DPs turned - Team (18), Opp (16). IBB - Team (1), Opp (5). Picked off - Clough (1), Solorzano (1).

(Sorted by Earned run avg)

##	PLAYER	ERA	W-L	APP	GS	CG	SHO	SV	IP	H	R	ER	BB	SO	2B	3B	HR	B/AVG	WP	HP	BK	SFA	SHA
16	Ramos, Julio	4.50	1-2	11	0	0	0	0	12.0	10	7	6	3	17	3	1	1	.227	2	3	0	1	2
22	Wylde, Connor	6.55	1-1	9	6	0	0	0	34.1	42	28	25	24	21	7	0	8	.307	3	10	0	3	1
27	Turner, Jack	6.99	2-5	9	6	0	0	1	37.1	44	35	29	23	33	7	2	3	.291	2	4	1	1	4
31	Weekly, Dylan	7.47	0-1	10	0	0	0	2	15.2	17	13	13	4	9	1	0	2	.270	1	0	0	0	0
30	Wright, Hazen	7.63	1-1	8	0	0	0	0	15.1	14	15	13	17	20	4	0	1	.241	1	0	0	1	1
25	Barnes, Bradyn	7.71	0-1	6	1	0	0	0	9.1	12	9	8	6	9	1	0	1	.333	2	2	0	1	2
17	Price, JT	8.02	2-2	9	4	0	0	0	21.1	27	29	19	11	17	2	1	3	.287	2	6	0	0	0
40	Shumard, Cade	8.53	0-0	6	0	0	0	0	6.1	9	7	6	3	4	4	0	2	.333	1	3	0	0	0
34	Timmons, Carson	8.64	0-0	10	0	0	0	0	8.1	11	10	8	8	1	1	1	1	.333	2	2	0	2	1
19	Ibarra, Fabian	9.00	0-0	3	0	0	0	0	3.0	4	3	3	2	0	0	0	1	.364	1	2	0	0	0
28	Davis, Jaden	9.16	0-1	10	1	0	0	0	18.2	23	24	19	18	25	5	2	1	.287	2	5	1	0	0
11	Yarc, Matthew	9.26	0-1	6	1	0	0	0	11.2	21	16	12	10	7	9	0	3	.396	0	0	0	0	0
32	Briggs, Asa	10.38	0-1	6	0	0	0	0	4.1	4	5	5	6	0	1	0	0	.267	1	1	0	0	0
14	Sneddon, Colton	11.49	0-3	8	6	0	0	0	15.2	27	22	20	13	6	3	1	6	.386	0	2	0	1	0
33	Carvajal, Jake	12.15	1-0	9	2	0	0	0	13.1	24	20	18	7	6	1	0	6	.407	1	4	0	0	1
	Totals	8.10	8-19	27	27	0	0	3	226.2	289	243	204	155	175	49	8	39	.310	21	44	2	10	12
	Opponents	6.14	19-8	27	27	1	2	7	233.0	263	174	159	115	222	50	8	20	.287	25	36	7	13	9

PB - Team (4), Clizbe (1), Woodcook (3), Opp (3). Pickoffs - Team (8), Sneddon (1), Price (1), Wylde (1), Turner (2), Davis (1), Wright (1), Timmons (1), Opp (2). SBA/ATT - Clizbe (21-26), Yarc (3-4), Sneddon (3-3), Ramos (1-1), Price (5-6), Wylde (11-13), Barnes (0-1), Turner (4-4), Davis (3-4), Wright (1-1), Weekly (1-1), Briggs (3-4), Carvajal (3-6), Timmons (2-2), Woodcook (19-24).

GAME-BY-GAME STATISTICS - HITTING

DATE	OPPONENT	AB	R	H	RBI	2B	3B	HR	TB	BB	IBB	SB	CS	HBP	SAC	SF	GDP	K	PO	A	E	LOB	AVG
02/13/2026	at Baylor	23	2	3	2	0	0	1	6	3	0	0	0	1	0	0	1	10	19	7	0	4	.130
02/14/2026	at Baylor	33	2	7	2	1	0	0	8	1	0	0	0	0	2	0	0	9	24	11	1	7	.212
02/15/2026	at Baylor	31	3	8	3	0	0	0	8	1	0	0	0	0	0	2	1	3	24	7	2	4	.258
02/16/2026	vs. Oklahoma	34	6	6	3	0	0	1	9	10	0	4	0	2	1	0	0	8	24	8	0	14	.176
02/20/2026	Towson	34	7	8	7	1	2	0	13	8	0	3	0	0	0	0	1	11	27	8	3	8	.235
02/21/2026	Towson	33	9	11	7	2	1	1	18	5	0	8	0	3	0	1	1	13	27	10	0	9	.333
02/22/2026	Towson	38	6	10	5	1	0	1	14	5	0	2	0	3	0	0	1	7	27	6	1	13	.263
02/24/2026	Southwest (N.M.)	37	19	15	19	1	1	3	27	10	0	5	1	6	0	0	1	5	27	5	2	10	.405
02/27/2026	Prairie View	33	12	13	12	7	2	0	24	5	0	2	2	5	0	1	1	4	27	14	1	7	.394
02/28/2026	Prairie View	28	7	7	4	2	0	1	12	6	1	3	0	1	0	0	1	3	27	9	1	3	.250
03/01/2026	Prairie View	30	16	14	15	3	0	0	17	5	0	3	1	4	0	1	1	3	21	4	0	6	.467
03/03/2026	New Mexico	32	8	9	8	1	1	1	15	6	1	0	0	1	0	1	1	8	27	6	0	8	.281
03/06/2026	UTSA	31	2	5	2	0	1	0	7	3	0	0	1	0	0	0	1	8	27	3	1	5	.161
03/07/2026	UTSA	24	0	3	0	1	0	0	4	2	0	2	0	0	0	0	0	12	21	9	3	5	.125
03/08/2026	UTSA	30	5	9	5	2	0	2	17	4	0	1	1	2	1	0	1	2	27	12	1	8	.300
03/10/2026	Southwest (N.M.)	55	39	32	37	11	4	2	57	7	0	1	0	9	0	1	0	2	27	6	1	8	.582
* 03/13/2026	at DBU	28	2	4	2	2	0	1	9	1	0	1	0	4	0	0	0	10	22	4	2	7	.143
* 03/14/2026	at DBU	41	17	18	17	1	0	2	25	7	0	1	0	3	1	1	0	1	27	11	2	8	.439
* 03/15/2026	at DBU	26	2	6	2	2	0	1	11	4	0	0	0	1	0	0	2	6	18	5	1	8	.231
03/17/2026	at TCU	27	6	8	6	0	0	3	17	4	0	1	0	1	1	0	1	4	18	4	4	6	.296
* 03/20/2026	Louisiana Tech	36	8	8	7	0	1	0	10	5	0	7	0	1	0	0	2	10	27	14	1	7	.222
* 03/21/2026	Louisiana Tech	34	13	14	11	2	0	0	16	8	0	2	2	4	1	0	0	11	27	5	4	10	.412
* 03/22/2026	Louisiana Tech	33	8	13	7	2	1	1	20	3	0	1	2	1	0	0	1	6	27	10	2	5	.394
03/25/2026	at Arizona State	32	4	6	3	1	0	1	10	3	0	1	0	1	1	0	1	15	24	12	1	6	.188
* 03/27/2026	at Middle Tenn.	33	5	7	4	3	1	0	12	8	0	5	0	1	0	1	0	10	24	8	2	11	.212
* 03/28/2026	at Middle Tenn.	36	7	10	6	0	0	1	13	5	0	3	2	1	0	0	0	12	24	10	1	8	.278
* 03/29/2026	at Middle Tenn.	43	6	16	6	1	0	0	17	1	0	0	0	2	1	0	0	7	24	7	2	14	.372
* 04/02/2026	Delaware	34	11	12	10	5	0	1	20	6	1	2	0	2	1	0	1	6	27	11	0	8	.353
* 04/03/2026	Delaware	36	15	14	12	3	1	1	22	6	0	5	0	2	0	4	0	5	27	11	2	9	.389
* 04/04/2026	Delaware	30	7	8	5	3	1	1	16	5	0	3	0	0	0	2	1	9	27	15	1	6	.267
04/08/2026	at Arizona	24	3	5	2	1	0	0	6	1	0	0	1	0	1	0	0	6	18	7	0	2	.208
* 04/10/2026	at Western Ky.	31	3	4	3	1	0	0	5	2	0	2	0	2	0	0	0	14	24	6	1	5	.129
* 04/11/2026	at Western Ky.	37	4	11	4	4	0	0	15	1	0	1	0	0	0	0	0	10	24	14	2	7	.297
* 04/12/2026	at Western Ky.	38	10	13	10	3	0	1	19	5	0	4	1	0	0	1	0	6	27	12	1	7	.342
04/14/2026	New Mexico	33	6	12	6	3	0	1	18	3	0	2	1	3	1	0	0	9	27	7	0	8	.364
* 04/17/2026	Sam Houston	31	7	8	7	1	0	1	12	2	0	3	0	5	2	0	0	8	27	6	1	6	.258
* 04/18/2026	Sam Houston	31	3	6	3	1	0	0	7	4	0	0	0	1	1	1	0	7	27	5	0	8	.194
* 04/19/2026	Sam Houston	39	10	11	8	2	1	0	15	6	0	4	0	0	0	1	0	4	27	11	2	9	.282
04/22/2026	at Arizona State	45	10	14	9	1	1	2	23	5	0	3	0	3	0	0	1	15	33	17	1	10	.311
* 04/24/2026	at Jacksonville St.	35	6	9	6	2	1	3	22	7	0	3	1	1	0	0	0	16	27	12	2	10	.257
* 04/25/2026	at Jacksonville St.	28	0	4	0	1	0	0	5	4	0	0	1	1	0	0	2	11	24	13	1	5	.143
* 04/26/2026	at Jacksonville St.	23	0	4	0	0	0	0	4	2	0	0	0	0	0	0	2	5	19	10	2	4	.174
04/28/2026	at New Mexico	40	16	13	14	4	1	2	25	12	0	3	0	2	1	0	2	9	30	9	0	9	.325
* 05/01/2026	Liberty	35	4	12	4	3	0	0	15	4	0	0	1	0	1	1	0	8	27	7	0	10	.343
* 05/02/2026	Liberty	40	7	16	6	1	1	1	22	3	0	0	1	0	1	0	0	7	27	9	3	10	.400
* 05/03/2026	Liberty	33	4	9	4	2	0	2	17	5	0	0	0	0	0	0	2	10	27	9	4	7	.273
05/06/2026	at Arizona	36	6	9	6	1	0	0	10	3	0	0	0	2	0	0	0	11	24	4	0	8	.250
* 05/08/2026	at Missouri St.	37	8	11	8	2	0	3	22	5	0	0	0	0	0	1	0	9	24	5	1	8	.297
* 05/09/2026	at Missouri St.	32	1	5	1	0	0	0	5	6	0	0	0	0	0	0	0	7	24	8	0	10	.156
* 05/10/2026	at Missouri St.	36	6	10	6	3	0	0	13	0	0	2	0	4	0	0	0	7	24	10	4	7	.278
Totals		1679	368	490	336	94	22	42	754	227	3	93	19	85	18	20	30	399	1257	433	67	382	.292

GAME-BY-GAME STATISTICS - PITCHING

DATE	OPPONENT	IP	H	R	ER	BB	SO	2B	3B	HR	WP	BK	HBP	DP	IBB	SCORE	W-L	SV	ERA
02/13/2026	at Baylor	6.1	9	15	15	8	7	1	1	3	1	0	1	0	0	2-15	0-1	0	21.32
02/14/2026	at Baylor	8.0	3	5	5	8	6	0	1	2	0	0	0	2	0	2-5	0-1	0	5.63
02/15/2026	at Baylor	8.0	11	7	5	5	9	2	0	0	0	0	0	2	0	3-7	0-1	0	5.63
02/16/2026	vs. Oklahoma	8.0	7	10	10	12	7	4	0	0	3	0	2	1	0	6-10	0-1	0	11.25
02/20/2026	Towson	9.0	10	8	5	5	8	3	0	1	1	0	0	2	0	7-8	0-1	0	5.00
02/21/2026	Towson	9.0	6	3	2	5	7	0	0	0	1	0	3	0	0	9-3	1-0	0	2.00
02/22/2026	Towson	9.0	10	8	7	7	13	0	0	2	0	0	3	1	0	6-8	0-1	0	7.00
02/24/2026	Southwest (N.M.)	9.0	7	7	2	8	16	0	0	0	2	0	6	0	0	19-7	1-0	0	2.00
02/27/2026	Prairie View	9.0	10	6	6	2	6	2	0	1	1	0	5	2	0	12-6	1-0	1	6.00
02/28/2026	Prairie View	9.0	10	2	2	5	12	3	1	0	4	1	1	2	0	7-2	1-0	0	2.00
03/01/2026	Prairie View	7.0	6	1	1	3	10	0	0	0	1	0	4	0	0	16-1	1-0	0	1.29
03/03/2026	New Mexico	9.0	9	6	6	3	5	3	1	1	1	0	1	1	1	8-6	1-0	0	6.00
03/06/2026	UTSA	9.0	10	10	8	8	5	1	0	1	1	0	0	0	0	2-10	0-1	0	8.00
03/07/2026	UTSA	7.0	14	13	11	4	6	3	0	2	2	0	0	1	0	0-13	0-1	0	14.14
03/08/2026	UTSA	9.0	8	4	4	3	4	2	0	2	1	0	2	0	1	5-4	1-0	0	4.00
03/10/2026	Southwest (N.M.)	9.0	9	4	1	3	11	1	0	0	0	0	9	2	0	39-4	1-0	0	1.00
* 03/13/2026	at DBU	7.1	11	14	14	11	6	3	0	3	1	0	4	1	1	2-14	0-1	0	17.18
* 03/14/2026	at DBU	9.0	17	14	14	4	7	2	0	6	0	0	3	0	0	17-14	1-0	0	14.00
* 03/15/2026	at DBU	6.0	13	20	19	8	8	3	0	2	1	0	1	0	0	2-20	0-1	0	28.50
03/17/2026	at TCU	6.0	10	16	12	12	5	1	1	2	1	0	1	1	0	6-16	0-1	0	18.00
* 03/20/2026	Louisiana Tech	9.0	14	13	12	10	3	4	1	2	1	0	1	2	0	8-13	0-1	0	12.00
* 03/21/2026	Louisiana Tech	9.0	8	10	8	7	13	2	0	2	2	0	4	0	0	13-10	1-0	1	8.00
* 03/22/2026	Louisiana Tech	9.0	13	6	6	2	6	0	0	2	2	0	1	2	0	8-6	1-0	1	6.00
03/25/2026	at Arizona State	8.0	12	10	10	3	9	2	1	2	0	0	1	1	0	4-10	0-1	0	11.25
* 03/27/2026	at Middle Tenn.	8.0	7	7	3	10	5	1	0	0	0	0	1	0	1	5-7	0-1	0	3.38
* 03/28/2026	at Middle Tenn.	8.0	10	8	8	10	5	1	0	0	2	0	1	0	0	7-8	0-1	0	9.00
* 03/29/2026	at Middle Tenn.	8.0	9	9	5	2	7	3	1	3	0	0	2	0	0	6-9	0-1	0	5.63
* 04/02/2026	Delaware	9.0	11	6	6	6	9	2	0	0	0	0	2	2	0	11-6	1-0	0	6.00
* 04/03/2026	Delaware	9.0	7	9	5	5	8	0	0	2	0	0	2	0	0	15-9	1-0	0	5.00
* 04/04/2026	Delaware	9.0	8	2	2	2	6	1	0	0	0	0	0	1	0	7-2	1-0	0	2.00
04/08/2026	at Arizona	6.0	9	13	13	8	5	2	0	1	1	0	0	0	0	3-13	0-1	0	19.50
* 04/10/2026	at Western Ky.	8.0	9	7	7	4	6	2	0	2	0	0	2	0	0	3-7	0-1	0	7.88
* 04/11/2026	at Western Ky.	8.0	13	9	7	6	7	1	2	0	1	1	0	0	0	4-9	0-1	0	7.88
* 04/12/2026	at Western Ky.	9.0	8	7	5	6	5	2	1	0	1	0	0	2	0	10-7	1-0	0	5.00
04/14/2026	New Mexico	9.0	4	1	1	3	10	0	0	1	0	0	3	1	0	6-1	1-0	0	1.00
* 04/17/2026	Sam Houston	9.0	10	8	7	3	10	3	0	1	0	0	5	0	0	7-8	0-1	0	7.00
* 04/18/2026	Sam Houston	9.0	8	4	4	7	8	2	0	0	1	0	1	0	0	3-4	0-1	0	4.00
* 04/19/2026	Sam Houston	9.0	18	12	6	3	5	3	0	4	0	1	0	1	0	10-12	0-1	0	6.00
04/22/2026	at Arizona State	11.0	11	9	9	7	4	1	0	4	1	0	3	2	3	10-9	1-0	1	7.36
* 04/24/2026	at Jacksonville St.	9.0	12	3	3	6	6	1	0	1	0	0	1	1	0	6-3	1-0	1	3.00
* 04/25/2026	at Jacksonville St.	8.0	7	4	3	2	5	1	1	0	1	0	1	2	0	0-4	0-1	0	3.38
* 04/26/2026	at Jacksonville St.	6.1	8	10	9	7	2	1	1	1	1	0	0	0	1	0-10	0-1	0	12.79
04/28/2026	at New Mexico	10.0	16	15	15	10	3	2	2	2	0	1	2	0	0	16-15	1-0	0	13.50
* 05/01/2026	Liberty	9.0	18	15	15	12	3	6	1	0	3	0	0	1	1	4-15	0-1	0	15.00
* 05/02/2026	Liberty	9.0	9	9	7	4	11	0	0	1	1	0	0	0	0	7-9	0-1	0	7.00
* 05/03/2026	Liberty	9.0	12	7	5	5	8	0	0	1	1	0	0	0	0	4-7	0-1	0	5.00
05/06/2026	at Arizona	8.0	10	8	8	4	7	4	0	2	2	0	2	1	0	6-8	0-1	0	9.00
* 05/08/2026	at Missouri St.	8.0	11	14	13	7	5	3	0	4	1	0	0	1	0	8-14	0-1	0	14.63
* 05/09/2026	at Missouri St.	8.0	10	9	9	4	4	1	0	2	1	0	0	1	0	1-9	0-1	0	10.13
* 05/10/2026	at Missouri St.	8.0	8	7	2	2	7	1	0	0	0	0	4	1	1	6-7	0-1	0	2.25
Totals		419.0	500	424	362	291	350	86	16	68	45	4	85	40	10	368-424	19-31	5	7.78



JAKE ANGIER

NO. 23 | HEAD COACH | 3RD SEASON | SOUTH DAKOTA STATE '10

Jake Angier was introduced as the 12th head baseball coach in Aggie history on Monday, June 19, 2023, and now enters his third year at the helm of the NM State program.

In the program's second year under the leadership of Angier, NM State finished with 23 wins, including wins over No. 14 Texas A&M and No. 17 Dallas Baptist. This would ultimately mark the first time since the 2012 season that the Aggies collected multiple wins over ranked teams in a single season. During the 2025 season, three Aggies earned All-CUSA honors, including first team selections for Brandon Forrester and Steve Solorzano. Following a breakout season, Forrester would go on to sign a free agent deal with the Houston Astros in the summer of 2025.

In his first year at the helm of the Aggie program, Angier helped lead the Aggies to a 25-win season while helping instrument the single highest RPI gain in the NCAA Baseball RPI standings of any Division I program in the nation as the Aggies climbed 159 spots from 2023 to 2024. Under Angier, the Aggies also finished the season ranked second in the conference in batting average (.300) to help generate an 11-win increase.

This charge was led by three standouts that garnered all-conference honors as Keith Jones II was named First Team All-CUSA while outfielder Titus Dumitru picked up Second Team All-CUSA honors and Steve Solorzano claimed distinction as a member of the all-freshman team. Angier's first year also helped produce two MLB draft picks as Jones II was selected in the ninth round by the Texas Rangers while Titus Dumitru was picked by the Atlanta Braves in the 16th round.

Angier's debut season with the Aggies was headlined by a pair of wins over Power Five programs as NM State took down Pac-12 power Arizona on March 26 before knocking off Big 12 foe TCU on May 11.

A native of Bellevue, Wash., Angier capped off a four-year stint at the University of Oregon with three consecutive NCAA Tournament appearances, including a trip to the 2023 Super Regionals. Finishing with 41 wins in 2023, the Ducks posted the fourth-winningest season in program history. In addition, the Ducks also knocked off 26 ranked opponents in four seasons under Angier's watch, including seven wins over top-ten teams.

One of Baseball America's Top 50 Names to Watch in 2023's coaching cycle, Angier has a proven track record of developing pitchers and a winning culture. Through 15 seasons as a pitching coach, Angier has coached 32 MLB Draft picks, eight MLB players, five All-Americans, and three Freshman All-Americans. Angier's teams have also appeared in five of the past six NCAA Tournaments (2023, '22, '21, '19, and '17).

Throughout his career as a pitching coach, Angier has coached at four different Division I schools (Oregon, Sacramento State, North Dakota State, and South Dakota State) and in three different conferences (Pac-12, Western Athletic, and Summit). In addition to several all-conference pitchers, he has tutored five All-Americans, three freshman All-Americans and four all-region pitchers.

Just one win away from a trip to Omaha and the Men's College World Series, Angier and the 2023 Ducks earned a trip to the Super Regionals for just the second time in program history. Oregon finished the '23 season with 41 wins – The highest total since the 2014 season.

Before Angier arrived in Eugene, the Ducks finished the 2019 campaign with a 5.93 ERA, which was the highest mark since Oregon reestablished its baseball program in 2009. In both 2020 and 2021, Angier's pitchers posted sub-four ERA's at 3.85 and 3.71, respectively.

In 2021, the pitching staff ranked 18th in the nation and second in the Pac-12 in ERA (3.71), while also ranking in the top 35 nationally in shutouts (15th), strikeout-to-walk ratio (29th) and WHIP (35th). The Ducks led the Pac-12 in shutouts (6) and strikeout-to-walk ratio (2.82), while ranking third in WHIP (1.31).

In each of Angier's three full seasons, Oregon pitchers have been dominant on the bump, posting three of the top seven strikeout seasons in program history (513, T-1st, 2021; 505, 4th, 2023; 467, 7th, 2022).

No stranger to Las Cruces, Angier spent six seasons (2014-19) with Western Athletic Conference foe Sacramento State. He started his tenure with the Hornets as an assistant coach and recruiting coordinator before being promoted to pitching coach in 2017 and associate head coach in 2019.

During Angier's three seasons as Sacramento State's pitching coach, the Hornets boasted the WAC's top pitching staff. Sacramento State led the WAC in ERA all three seasons, while also leading the conference in WHIP, strikeout-to-walk ratio and hits allowed per nine innings each season.

Sacramento State advanced to the NCAA Regionals three times in Angier's six seasons and twice (2017, 2019) with him serving as the team's pitching coach. In 2018, Sacramento State's pitching staff finished among the nation's top 12 in four separate statistical categories: walks allowed per nine innings (2nd), strikeout-to-walk ratio (5th), shutouts (8th) and WHIP (12th). In all, the Hornets had five top 50 national statistical rankings in 2018 while cracking the top 50 in three categories in 2017 and four in 2019.

Before heading to the Golden State, Angier spent three seasons as the pitching coach at North Dakota State where his pitching staffs set several school records. The Bison won 88 games over the course of three seasons, including a then program record 40 wins in 2012. The 2013 North Dakota State team allowed just 3.03 walks per nine innings – a mark that remains the lowest in the history of Bison baseball. While in Fargo, Angier worked under Tod Brown, who is now the head coach at the University of New Mexico.

A graduate of South Dakota State, Angier started his coaching career at his alma mater where he was the pitching coach while working as a graduate assistant from 2009-10. While in Brookings, S.D., the Jackrabbits won 65 games, including a 39-win season in 2010 that still stands as tied for the best in program history.

Angier graduated from SDSU with a bachelor's degree in sociology in 2007 and a master's degree in sports pedagogy in 2010. While playing baseball at South Dakota State, Angier's head coach was Reggie Christensen, his future boss at Sacramento State. Angier also spent two years as a player at Big Bend Community College in Moses Lake, Wash.

Angier and his wife Sheena have a daughter, Avery, and a son, Tripp.



DAVID BELLAMY
Assistant Coach
No. 13
3rd Season
NM State, 2018



CAMDEN DUZENACK
Assistant Coach
No. 26
2nd Season
Dallas Baptist, 2017



ISAIAH BURKE
Assistant Coach
No. 29
1st Season
NM State, 2025

SINGLE GAME PROGRAM RECORDS

INDIVIDUAL

HITTING

Stat	No.	Player	Date	Opponent
At-Bats	8 (8x)	Noah Haupt	2/23/18	Miss. Valley St.
Runs	6	Easton Rulli	3/10/26	Southwest
	6	Camden Kaufman	3/10/26	Southwest
	6	Ryan Aguayo	3/14/10	Georgia State
	6	Cory Smith	5/3/97	Pacific
	6	Paul Freer	4/7/81	Western New Mexico
RBI	12	Cory Smith	5/3/97	Pacific
Hits	8	Cory Smith	5/3/97	Pacific
Doubles	4	Johnny Bernal	4/1/80	UTEP
Triples	2 (10x)	Camden Kaufman	3/10/26	Southwest
Home Runs	3 (17x)	Tristan Peterson	3/23/19	CSU Bakersfield
Total Bases	14	Nick Gonzales	2/23/20	Iona
Walks	5	Richard Stout	3/14/09	Northern Colorado
	5	Gabe Veloz	3/30/02	Oakland
	5	Kurt Wilkinson	3/30/02	Oakland
Stolen Bases	5	Jake Kershner	3/3/95	Michigan State
Hit By Pitch	4	Justin Lucero	5/2/09	Houston Christian

PITCHING

Innings Pitched	11.0	Kevin Steger	4/20/79	Grand Canyon
Strikeouts	15	Mitch Seals	3/22/69	Southern Illinois
Walks	11	Gary Goldsmith	3/22/92	Cal State Fullerton
Hit Batters	11	Gary Goldsmith	3/22/92	Cal State Fullerton
Wild Pitches	6	Jason Rakers	2/25/95	Oklahoma State
HR Allowed	6	Pat Leach	3/30/99	New Mexico

FIELDING

Putouts	19	Mason Fishback	5/20/16	Northern Colorado
	19	Donnie Baniwicz	5/1/93	Pacific (15 Inn.)
Assists	11	Brad Ditter	4/27/03	FIU
Errors	5	Tom McCardle	3/2/83	New Mexico

TEAM

HITTING

Stat	No.	Date	Opponent
At-Bats	61	5/1/93	Pacific
Runs	39	2/23/18	Miss. Valley St.
	39	3/10/26	Southwest
Hits	34	4/7/81	Western New Mexico
Doubles	13	4/7/81	Western New Mexico
Triples	4	3/21/90	C.W. Post
	4	2/18/05	Chicago State
	4	5/19/16	Northern Colorado
	4	2/16/19	Texas Southern
	4	3/10/26	Southwest
Home Runs	10	2/27/09	Chicago State
RBI	37	3/10/26	Southwest
Walks	20	3/30/02	Oakland
Strikeouts	20	5/17/02	Little Rock
Hit By Pitch	9	3/10/26	Southwest

PITCHING

Innings Pitched	16.0	5/1/93	Pacific
Runs Allowed	38	4/17/99	Nevada
Strikeouts	20	5/1/09	Houston Christian
Walks	15	5/13/00	Cal Poly

FIELDING

Putouts	48	5/1/93	Pacific
Assists	23	3/16/97	Pacific
Errors	12	2/25/72	New Mexico
Double Plays	5	3/5/10	Saint Joseph's

Bold occurred during the 2026 season

SINGLE SEASON PROGRAM RECORDS

INDIVIDUAL HITTING

Stat	No.	Player	Year
Games Played.....	62	Caleb Henderson.....	2018
At-Bats.....	252	Ryan Aguayo.....	2010
.....	252	Chris Auten.....	2008
.....	252	Alex Borgo.....	2003
Runs Scored.....	85	Joey Ortiz.....	2019
Hits.....	106	Joey Ortiz.....	2019
Hits (Freshman).....	83	Luke Hopkins.....	2005
Doubles.....	26	Gabe Veloz.....	2002
Triples.....	10	Joey Ortiz.....	2019
Home Runs.....	32	Billy Becher.....	2003
HR (Freshman).....	14	Luke Hopkins.....	2005
Grand Slams.....	4	Billy Becher.....	2003
.....	4	John Edward.....	1988
Grand Slams (Freshman).....	2	Efrain Lara.....	1990
Grand Slams (Pinch Hit).....	2	Leo Aguirre.....	2008
.....	2	Tom Curtis.....	1990
RBI.....	118	Billy Becher.....	2003
RBI (Freshman).....	79	Luke Hopkins.....	2005
Batting Average.....	.457	Rex Gates.....	1970
Batting Average (Freshman).....	.406	Henry Apodaca.....	1979
Total Bases.....	225	Billy Becher.....	2003
Total Bases (Freshman).....	144	Luke Hopkins.....	2005
Slugging %.....	.900	Billy Becher.....	2003
Slugging % (Freshman).....	.679	Luke Hopkins.....	2005
Strikeouts.....	79	Alex Borgo.....	2003
Walks.....	69	Tanner Waite.....	2012
Hit By Pitch.....	21	Tristen Carranza.....	2018
.....	21	Tristen Carranza.....	2019
Sacrifice Hits.....	14	Larry Tuttle.....	1974
Sacrifice Flies.....	10	Ryan Kenning.....	2001
Stolen Bases.....	42	Corey Harrington.....	2001

PITCHING

Appearances.....	33	Tyler Erwin.....	2016
.....	33	Evan Mott.....	2013
Appearances (Freshman).....	26	Ryan Beck.....	2010
.....	26	Scott Coffman.....	2009
Games Started.....	19	Gary Goldsmith.....	1992
Games Won.....	11	Jonathan Groff.....	2018
Games Lost.....	11	Keith Crawley.....	1974
.....	11	Keith Crawley.....	1973
.....	11	Greg Trammell.....	1973
ERA.....	1.10	Greg Trammell.....	1972
Saves.....	12	Brock Whittlesey.....	2018
Saves (Freshman).....	4	Tyler Sturdevant.....	2005
Complete Games.....	10	Gary Goldsmith.....	1993
.....	10	Zack Kerr.....	1988
.....	10	Keith Crawley.....	1974
.....	10	Keith Crawley.....	1973
Shutouts.....	3	Don Eddings.....	1979
.....	3	Greg Trammell.....	1972
Innings Pitched.....	136.2	Gary Goldsmith.....	1992
Innings Pitched (Freshman).....	93.0	Jaime Mendes.....	1992
Strikeouts.....	140	Kyle Bradish.....	2018
Walks.....	887	Gary Goldsmith.....	1992
Hit Batters (2006-Pres.).....	24	Heath Goin.....	2008
Wild Pitches.....	23	Dan Bivian.....	2000
Home Runs Allowed.....	20	Jerrold Marcangeli.....	2001
.....	20	Josh Sharman.....	2024

FIELDING

Putouts.....	517	Chris Auten.....	2008
Assists.....	213	Bryan Marquez.....	2009
Errors.....	36	Marcus Quade.....	2008

TEAM HITTING

Stat	No.	Year
At-Bats.....	2,224	2010
Runs.....	668	2009
Hits.....	776	2010
Doubles.....	153	2002
Triples.....	34	2019
Home Runs.....	119	2009
RBI.....	628	2009
Batting Average.....	.356	2019
Total Bases (2006-Pres.).....	1,310	2009
Base on Balls.....	419	2009
Strikeouts.....	520	2002
Hit By Pitch.....	119	2018

PITCHING

ERA.....	2.63	1963
Innings Pitched.....	539.2	2002
Runs Allowed.....	682	1997
Strikeouts.....	537	2018
Walks.....	459	2009
Complete Games.....	31	1979
Shutouts.....	8	1972
Saves.....	16	2016
.....	16	2005

FIELDING

Putouts.....	1,622	2002
Assists.....	701	2009
Errors.....	140	2002
Fielding Percentage.....	.980	2020
Double Plays Turned.....	69	2009

MISCELLANEOUS

Most Games Played.....	62	2002
Most Wins.....	44	2009
Consecutive Wins.....	17	3/11/12-4/3/12
Consecutive Home Wins.....	17	1/25/03-3/16/03
Consecutive Losses.....	14	2006
.....	14	1968

TV/RADIO ROSTER



1
Jonatan Clough
OF | R-Jr. | R/R
La Romana, Dominican Republic
New Mexico JC



2
Camden Kaufman
INF | Sr. | R/R
Waukee, Iowa
Des Moines Area CC



3
Aidan Lombardi
INF | Sr. | R/R
Petaluma, Calif.
Santa Rosa JC



4
Tariq Freeny
C | R-Jr. | R/R
Chandler, Ariz.
Cisco College



5
Noah Massey
C | Fr. | R/R
Albuquerque, N.M.
Volcano Vista HS



7
Boston Vest
INF | So. | R/R
St. George, Utah
Dixie HS



8
Cooper Reese
RHP | So. | R/R
Coeur d'Alene, Idaho
Lake City HS



9
Aidan Taclas
OF | Sr. | R/R
San Francisco, Calif.
Manhattan



10
Brandon Clizbe
C | R-Fr. | R/R
Alamo, Calif.
Monte Vista HS




11
Matthew Yarc
RHP | So. | R/R
Chino, Calif.
Ayala HS



12
Tommy Meluskey
OF | R-So. | S/L
Yakima, Wash.
Oregon



14
Colton Sneddon
RHP | Sr. | R/R
Pocatello, Idaho
Treasure Valley CC



15
Steve Solorzano
RHP | Jr. | R/R
Las Cruces, N.M.
Las Cruces HS



16
Julio Ramos
RHP | Sr. | R/R
Nogales, Ariz.
Lamar



17
JT Price
RHP | Fr. | S/R
Peoria, Ariz.
Centennial HS



18
Cole Rogers
OF | So. | R/R
Phoenix, Ariz.
Mountain Pointe HS



19
Fabian Ibarra
RHP | Jr. | R/R
El Paso, Texas
South Mountain CC



20
Bryce Campbell
INF | Sr. | R/R
Turlock, Calif.
Modesto JC



21
Brayden Keeter
LHP | Jr. | L/L
Amarillo, Texas
Lamar CC



22
Connor Wylde
RHP | Gr. | L/L
Huntington Beach, Calif.
Cypress CC



24
Chris Daniels
INF/RHP | So. | R/R
Richland, Wash.
Richland HS




25
Bradyn Barnes
LHP | Jr. | L/L
Chandler, Ariz.
Arizona State



27
Jack Turner
RHP | Sr. | R/R
Sayville, N.Y.
Suffolk County CC



28
Jaden Davis
RHP | So. | R/R
Jemez Pueblo, N.M.
Cleveland HS



30
Hazen Wright
RHP | So. | R/R
Carlsbad, N.M.
Carlsbad HS



31
Dylan Weekly
RHP | So. | R/R
Queen Creek, Ariz.
Queen Creek HS



32
Asa Briggs
RHP | Fr. | R/R
Las Vegas, Nev.
SE CareerTech HS




33
Jake Carvajal
RHP | R-Sr. | R/R
Dallas, Texas
Northern Colorado



34
Carson Timmons
RHP | So. | R/R
League City, Texas
Clear Falls HS



35
Dane Woodcock
C | R-Sr. | R/R
Eugene, Ore.
Tacoma CC



39
Easton Rulli
INF | R-Jr. | R/R
Moorpark, Calif.
Central Arizona College



40
Cade Shumard
LHP | So. | L/L
Scottsdale, Ariz.
Saguaro HS



23
Jake Angier
Head Coach
3rd Season
South Dakota State '10



13
David Bellamy
Assistant Coach
2nd Season
NM State '18



26
Camden Duzenack
Assistant Coach
2nd Season
Dallas Baptist '17



29
Isaiah Burke
Assistant Coach
1st Season
NM State '25