

- Facebook | NM State Men's Basketball |
- Twitter | @NMState MBB |
- Instagram | @NMStateMBB |
- Website | NMStateSports.com |

# NM STATE

AGGIE BASKETBALL  
2025 | 2026

23 NCAA TOURNAMENT APPEARANCES | 21 CONFERENCE TITLES | 10 WAC TOURNAMENT TITLES | NINE ALL-AMERICANS | 110 ALL-CONFERENCE SELECTIONSTIONS

## SCHEDULE • RESULTS

DATE	OPPONENT	TV	TIME (MT)
NOVEMBER			
Nov. 4	Adams State	ESPN+	W, 83-72
Nov. 11	New Mexico Highlands	ESPN+	W, 74-58
Nov. 15	New Mexico	ESPN+	W, 76-68
Nov. 21	Samford#	ESPN+	W, 81-72
Nov. 25	vs. UC Irvine#	TBA	W, 57-45
Nov. 26	vs. Georgia State#	TBA	W, 77-58
Dec. 2	vs. South Alabama^	TBA	L, 77-75
Dec. 6	at Abilene Christian	ESPN+	L, 77-69
Dec. 13	vs. Tulsa^	TBA	L, 83-70
Dec. 21	Sam Houston*	ESPN+	W, 87-78
Dec. 28	Univ of the Southwest	ESPN+	W, 104-33
Jan. 2	FIU*	ESPN+	L, 89-74
Jan. 4	Missouri State*	ESPN+	L, 89-82
Jan. 8	Western Kentucky*	ESPN+	W, 80-64
Jan. 10	Middle Tennessee*	ESPNU	L, 59-55
Jan. 15	at Liberty*	CBSSN	L, 73-71
Jan. 17	at Delaware*	ESPN+	W, 97-68
Jan. 22	Missouri State*	CBSSN	L, 84-75
Jan. 24	FIU*	ESPN+	L, 81-78
Jan. 28	Delaware*	ESPN+	L, 73-64
Jan. 31	at Kennesaw State*	ESPN+	L, 76-53
Feb. 4	at LA Tech*	ESPN+	W, 72-63
Feb. 7	at UTEP*	ESPN+	L, 91-88 (OT)
Feb. 11	Liberty*	ESPN+	L, 77-75
Feb. 14	at Jax State*	ESPN+	W, 79-70
Feb. 21	UTEP*	ESPN+	7 p.m.
Feb. 26	at Western Kentucky*	ESPN+	5:30 p.m.
Feb. 28	at Middle Tennessee*	ESPN+	11 a.m.
Mar. 5	Jax State*	ESPN+	7 p.m.
Mar. 7	Kennesaw State*	ESPN+	2 p.m.

### 2026 Conference USA Basketball Championship

March 10	First Round\$	TBA	TBA
March 11	Second Round\$	TBA	TBA
March 12	Quarterfinals\$	TBA	TBA
March 13	Semifinals\$	TBA	TBA
March 14	Championship\$	TBA	TBA

All times MOUNTAIN & subject to change

# - Cancun Challenge (Riviera Maya, Mexico)

^ - Neutral Site Game

\* - CUSA Game

\$ - CUSA Tournament (Huntsville, Ala. - Propst Arena)

Home games listed in **BOLD**

## THIS IS WHO WE ARE

• We respectfully ask all media outlets to please refer to the university by our official name and abbreviations. The full name of the institution is New Mexico State University with a preferred written name of New Mexico State or NM State. When the name of the university is shortened, the abbreviation should be written as "NM State," or "NMSU" if space is limited. Our mascot is the Aggies. NM State is located in Las Cruces, N.M., which is indeed within the borders of one of the 50 United States. You'd be surprised at how many people think that New Mexico is a foreign country smh...

• NM State is the only university in the nation with a collegiately-licensed beer (Pistol Pete's 1888 Ale), wine (Pistol Pete's Crimson Legacy), whiskey (Pistol Pete's Six Shooter) and coffee (Aggie Roast).

• A portion of the proceeds from each of the Aggies' officially licensed products go to benefit the university's over 400 student-athletes.

• NM State was founded in 1888 as Las Cruces College and served as the state's land-grant university. It was later renamed New Mexico College of Agriculture and Mechanic Arts and in 1960 the constitution of New Mexico formally recognized the institution as NMSU.

## GAME TWENTY-SIX

NM STATE AGGIES (12-13, 5-10 CUSA) VS UTEP MINERS (10-16, 6-9 CUSA)

Saturday, Feb. 21, 2026 • 7:00 p.m. MT • Las Cruces, N.M. • Pan American Center



Head Coach  
Career Record  
Record at NM State  
Leading Scorer  
Leading Rebounder

Record	12-13
CUSA	5-10
Home	7-5
Away	3-6
Neutral	2-2
Streak	W1
NET	171
KenPom	165

Jason Hooten  
303-216 (16th)  
42-47 (3rd)  
Jemel Jones (16.9)  
Julius Mims (9.1)

Record	10-16
CUSA	6-9
Home	8-6
Away	2-8
Neutral	0-2
Streak	L1
NET	267
KenPom	265

Joe Golding  
238-223 (15th)  
80-79 (5th)  
Elijah Jones (14.3)  
Jamal West Jr. (6.6)



Head Coach  
Career Record  
Record at UTEP  
Leading Scorer  
Leading Rebounder

## HEAD TO HEAD

AGGIES	CATEGORY	MINERS
25	GAMES PLAYED	26
1896	POINTS	1815
75.8	POINTS/GAME	69.8
71.1	OPP. POINTS/GAME	71.8
+4.7	SCORING MARGIN	-2.0
658-1504	FG-ATT.	638-1488
.438	FIELD GOAL PCT.	.429
.407	FIELD GOAL PCT. DEF.	.448
201-587	3FG-A	190-561
.342	3FG PCT.	.339
.309	3FG PCT. DEF.	.359
8.0	3FG/GAME	7.3
7.4	OPP. 3FG/GAME	7.0
377-516	FT-A	349-502
.731	FT PCT.	.695
15.1	FTM/GAME	13.4
939	REBOUNDS	852
37.6	REBOUNDS/GAME	32.8
+3.1	REBOUNDING MARGIN	-3.0
340   13.6	ASSISTS   PER GAME	322   12.4
+1.3	ASSIST-TO RATIO	+1.2
83   6.8	BLOCKS   PER GAME	97   3.7
169   6.8	STEALS   PER GAME	202   7.8

## PREVIOUS GAME STARTERS



Gabe <b>PICKENS</b>	
<u>Pts/g</u>	<u>Reb/g</u>
4.0	1.4
<u>Ast/g</u>	<u>Stl/g</u>
2.9	0.7



Anthony WRZESZCZ	
<u>Pts/g</u>	<u>Reb/g</u>
8.2	2.0
<u>Ast/g</u>	<u>Stl/g</u>
1.2	0.4



Jemel <b>JONES</b>	
<u>Pts/g</u>	<u>Reb/g</u>
16.9	4.0
<u>Ast/g</u>	<u>Stl/g</u>
2.5	1.4



Julius	
MIMS	
Pts/g	Reb/g
11.0	9.1
Blk/g	Stl/g
0.8	0.4



Jae'Coby <b>OSBORNE</b>	
<u>Pts/g</u>	<u>Reb/g</u>
5.4	4.5
<u>Blk/g</u>	<u>Ast/g</u>
0.4	0.6

## FOLLOW THE ACTION



WATCH | ESPN+

PxP | Adam Young **Analyst** | Rus Bradburd



LISTEN | Zia Country 99.5 FM/Varsity App

PxP | Russ Langer **Analyst** | Anita Skipper



STATS | NMStateStats.com

## THE JOURNEY

# 42 miles

Don Haskins Center to Pan American Center

## NEXT GAME

### NM STATE vs WESTERN KENTUCKY

Bowling Green, Ky. | EA Diddle Arena

Thursday, Feb. 26 | 5:30 p.m.



## QUICK FACTS

## UNIVERSITY

Name ..... New Mexico State University  
Location ..... Las Cruces, N.M.  
Enrollment ..... 14,289  
Founded ..... 1888  
Nickname ..... Aggies  
School Colors ..... Crimson and White  
Affiliation ..... NCAA Division I  
Conference ..... Conference USA (CUSA)  
President ..... Dr. Valerio Ferme  
Director of Athletics ..... Joe Fields  
..... (@JoeFieldsAD)  
Senior Women's Administrator ..... Molly Tye  
..... (@4msmolly)  
Sport Administrator ..... Josh Hadley  
..... (@JoshLHadley)  
Faculty Athletics Rep ..... Kevin Melendrez  
..... (@KMelendrezNMSU)

## COACHING STAFF

Head Coach ..... Jason Hooten  
Alma Mater ..... Tarleton, 1993  
Record at NM State ..... 42-47 (Third season)  
Career Record (NCAA only) ..... 303-216 (16th season)  
Email/Twitter ..... beckyv@nmsu.edu/@CoachJHoot  
Office Phone ..... 575-646-1447  
Assistant Coach ..... Preston Laird (Memphis, '12)  
Email/Twitter ..... plaird@nmsu.edu/@coach\_plaird  
Office Phone ..... 575-646-5252  
Assistant Coach ..... Nick Matson (VMI, '09)  
Email/Twitter ..... nmatson@nmsu.edu/@CoachNickMatson  
Office Phone ..... 575-646-7390  
Assistant Coach ..... Terryonte Thomas (Sam Houston, '21)  
Email/Twitter ..... tkthomas@nmsu.edu/@1tk41  
Office Phone ..... 575-646-1646  
Assistant Coach ..... Shunn Buchanan (NM State, '21)  
Email/Twitter ..... mlbucan@nmsu.edu/@coach\_shunnb  
Office Phone ..... 575-646-4989  
Director of Operations ..... Keith Roberts (NM State, '16)  
Email/Twitter ..... rkeith@nmsu.edu/@Keethus\_J  
Graduate Assistant ..... Xavian Jimenez (NM State, '23)  
Strength & Conditioning Coach ..... Jonathan Thompson (Tennessee, '21)  
Athletic Trainer ..... Dani Meyer (Oregon State, '16)

## PAN AMERICAN CENTER

Year Opened ..... 1968 (Fall)  
Capacity ..... 12,572  
Record in the Pan American Center ..... 679-169 (.819)  
Press Row Telephone Number ..... 575-646-3400



12,307 Aggie fans filled the Pan American Center to encourage NM State to a 71-61 victory over Grand Canyon on Jan. 29, 2022. This marked the second-largest home crowd in the last four years.

## MEDIA RELATIONS

Assistant Athletic Director ..... Michael Navarrette  
Office Phone ..... 575-646-1823  
Email ..... micnav@nmsu.edu  
Assistant Director/MBB Contact ..... Lawrence Thomas  
Office Phone ..... 575-646-1885  
Cell Phone ..... 281-943-4786  
Email .....  
Assistant Director ..... Emilio Garcia  
Office Phone ..... 575-646-1885  
Email ..... emilioga@nmsu.edu  
Mailing Address ..... NM State Athletic Media Relations  
..... 1815 Wells Street, Fulton Center  
..... Las Cruces, N.M. 88003  
Athletics Website ..... NMStateSports.com

## TEAM INFORMATION

2024-25 Overall Record ..... 17-15 (.531, 9-6 H, 8-6 A, 0-3 N)  
2024-25 CUSA Record/Finish ..... 10-8 (.556, 4-5 H, 6-3 A)/5th  
2024-25 CUSA Tournament ..... 0-1 (0-1 N)  
2024-25 NCAA Tournament ..... N/A  
2024-25 Final Ranking ..... NR/NR  
Starters Returning/Lost ..... 2/3  
Newcomers ..... 11  
First Season of Basketball ..... 1904-05 (114 seasons)  
All-Time Record ..... 1,669-1,173-2 (.590)  
All-CUSA Record ..... 22-27 (.458)  
WAC Titles ..... Seven (2008, 2015, 2016, 2018, 2019, 2020, 2022)  
WAC Tournament Titles ..... 10 (2007, 2010, 2012-15, 2017-19, 2021-22)  
NCAA Tournament Appearances/Record ..... 23/8-25\* (.242)  
NIT Appearances/Record ..... Six/5-6 (.455)  
NAIA Appearances/Record ..... Four/5-4 (.000)

## 2025-26 ROSTER | NUMERICAL

NO.	NAME	HT.	POS.	YR.	HOMETOWN   HIGH SCHOOL   PREVIOUS SCHOOL
0	Julius Mims	6-9	F	Gr.	Billings, Mont. / Skyview HS / Idaho / North Idaho College
1	Gabe Pickens	6-0	G	Fr.	Phoenix, Ariz. / Dream City Christian
2	Omarr Smith	6-4	G	Fr.	Baltimore, MD / City College
3	Kyrese Mullen	6-7	F	Sr.	Norfolk, Va. / Massanutten Military Academy / Hampton
4	Jae'Coby Osborne	6-6	F	Fr.	Missouri City, Texas / Bella Vista Prep
5	Chris Terrell	6-0	G	Sr.	Horn Lake, Miss. / Horn Lake HS / Delta State
7	Teysean Eaglestaff	6-7	F	So.	Eagle Butte, S.D. / Bismarck HS / UMKC
8	Jayland Randall	6-5	G	Sr.	Detroit, Mich. / Chandler Park Academy / Southern Indiana / Alabama A&M
9	Anthony Wrzeszcz	6-4	G	Sr.	Gdynia, Poland / Wasatch Academy / Sam Houston / McMaster
11	Eljah Elliott	6-1	G	Sr.	Houston, Texas / Jack Yates HS / UTRGV / Southern Illinois
12	Christian Villegas	6-2	G	Sr.	El Paso, Texas / Andress HS / Texas A&M Corpus Christi
20	Amarco Doyle	6-7	F	So.	Queensland, Australia / The Southport School / Southern Idaho
21	Jemel Jones	6-4	G	Sr.	Chicago, Ill. / Dwight D. Eisenhower HS / Cal State Bakersfield
24	Cyr Malonga	6-11	C	Jr.	Pointe-Noire, Congo / Evangel Christian / East Carolina
66	Augustine Ekwe	6-9	F	Fr.	Lagos, Nigeria / Wasatch Academy

**Head Coach:** Jason Hooten (Tarleton, '93) | Third Season

**Assistant Coach:** Preston Laird (Memphis, '12) | Second Season

**Assistant Coach:** Nick Matson (VMI, '09) | First Season

**Assistant Coach:** Terryonte Thomas (Sam Houston, '21) | Third Season

**Assistant Coach:** Shunn Buchanan (NM State, '20) | Second Season

**Basketball Operations:** Keith Roberts (New Mexico State, '16) | Second Season

**Strength & Conditioning Coach:** Jonathan Thompson (Tennessee, '21) | First Season

**Athletic Trainer:** Dani Meyer (Oregon State, '19) | Second Season

**Program Coordinator:** Becky Veitch (Chico State, '05) | 13th Season

**Media Relations:** Lawrence Thomas | Third Season

**Student Managers:**

## 2025-26 ROSTER | ALPHABETICAL

NO.	NAME	HT.	POS.	YR.	HOMETOWN   HIGH SCHOOL   PREVIOUS SCHOOL
20	Amarco Doyle	6-7	F	So.	Queensland, Australia / The Southport School / Southern Idaho
7	Teysean Eaglestaff	6-7	F	So.	Eagle Butte, S.D. / Bismarck HS / UMKC
11	Elijah Elliott	6-1	G	Gr.	Houston, Texas / Jack Yates HS / Southern Illinois / UTRGV
66	Augustine Ekwe	6-9	C	Fr.	Lagos, Nigeria / Wasatch Academy
21	Jemel Jones	6-4	G	Sr.	Chicago, Ill. / Dwight D. Eisenhower HS / Cal State Bakersfield
24	Cyr Malonga	6-11	C	Jr.	Pointe-Noire, Congo / Evangel Christian / East Carolina
0	Julius Mims	6-9	F	Gr.	Billings, Mont. / Skyview HS / Idaho
3	Kyrese Mullen	6-7	F	Sr.	Norfolk, Va. / Massanutten Military Academy / Hampton
4	Jae'Coby Osborne	6-6	F	So.	Missouri City, Texas / Bella Vista Prep
1	Gabe Pickens	6-4	G	So.	Phoenix, Ariz. / Dream City Christian
8	Jayland Randall	6-0	G	Sr.	Detroit, Mich. / Chandler Park Academy / Southern Indiana / Alabama A&M
2	Omarr Smith	6-10	G	Fr.	Baltimore, MD / City College
5	Chris Terrell	6-6	G	Sr.	Horn Lake, Miss. / Horn Lake HS / Delta State
12	Christian Villegas	6-0	G	Sr.	El Paso, Texas / Andress HS / Texas A&M Corpus Christi
9	Anthony Wrzeszcz	6-4	G	Sr.	Gdynia, Poland / Wasatch Academy / Sam Houston / McMaster

## PRONUNCIATION GUIDE

66 | Augustine **EKWE** (eck-weh)  
9 | Anthony **WRZESZCZ** (Ri-ZESH)  
4 | **JAE'COBY** Osborne (juh-kobe)

7 | **TEYSEAN** Eaglestaff (Tae-shawn)  
12 | Christian **VILLEGAS** (Vee-leg-us)  
21 | **JEMEL** Jones (Juh-mel)  
24 | Cyr **MALONGA** (mah-lon-gah)



## RETURNERS | 2

NO.	POS.	NAME	HT.	YR.	HOMETOWN   HIGH SCHOOL   PREVIOUS SCHOOL
1	G	Gabe Pickens	6-0	So.	Phoneix, Ariz.   Dream City Christian
4	F	Jae'Coby Osborne	6-6	So.	Missouri City, Texas   Bella Vista Prep

## NEWCOMERS | 13

NO.	POS.	NAME	HT.	YR.	HOMETOWN   HIGH SCHOOL   PREVIOUS SCHOOL
0	F	Julius Mims	6-9	Gr.	Billings, Mont.   Skyview HS   Idaho
2	G	Omarr Smith	6-4	Fr.	Baltimore, MD.   City College HS
3	F	Kyrese Mullen	6-7	Sr.	Norfolk, Va.   Massanutten Military Academy   Hampton
5	G	Chris Terrell	6-0	Sr.	Horn Lake, Miss.   Horn Lake HS   Delta State
7	F	Teysean Eaglestaff	6-7	So.	Eagle Butte, S.D.   Bismarck HS   UMKC
8	G	Jayland Randall	6-5	Sr.	Detroit, Mich.   Chandler Park Academy   Southern Indiana   Alabama A&M
9	G	Anthony Wrzeszcz	6-4	Sr.	Gydnia, Poland   Wasatch Academy   Sam Houston   McMaster
11	G	Elijah Elliott	6-0	Sr.	Houston, Texas   Jack Yates High School   Southern Illinois   UTRGV
12	G	Christian Villegas	6-2	Sr.	El Paso, Texas   Address HS   Texas A&M Corpus Christi
20	F	Amarco Doyle	6-7	So.	Queensland, Australia   The Southport School   Southern Idaho
21	G	Jemel Jones	6-4	Sr.	Chicago, Ill.   Dwight D. Eisenhower HS   Cal State Bakersfield
24	C	Cyr Malonga	6-11	Jr.	Pointe-Noire, Congo   Evangel Christian   East Carolina
66	C	Augustine Ekwe	6-9	Fr.	Lagos, Nigeria   Wasatch Academy

## STARTERS LOST | 5

NO.	POS.	NAME	YR.	GP/GS	MIN/G	FG-FGA	PCT.	3FG-FGA	PCT.	FT-FTA	PCT.	PPG	RPG	APG	BPG	SPG
2	G	Zawdie Jackson	Sr.	32/32	27.7	105-263	.399	35-93	.376	91-117	.778	10.5	2.3	3.1	0.0	1.0
3	G	Christian Cook	Sr.	32/31	31.3	149-388	.385	69-188	.367	41-54	.759	12.8	2.5	1.3	0.3	0.7
0	G	Dionte Bostic	Sr.	32/22	22.4	74-188	.394	16-61	.262	45-81	.556	6.5	3.2	1.7	0.1	1.1
12	F	Peter Filipovity	Gr.	29/21	27.3	136-301	.452	15-64	.234	92-138	.667	13.1	8.2	1.3	0.0	0.9
25	C	Emmanuel Tshimanga	Gr.	32/29	15.5	42-67	.627	0-0	.000	29-42	.690	3.5	4.2	0.5	0.6	0.4

## RETURNING/LOST BY THE NUMBERS

STATISTIC	2024-25 TOTAL	% LOST FROM 2024-25	% RETURNING FROM 2024-25
Points	2,229	94% (2,100/2,229)	6% (129/2,229)
Rebounds	1,198	87% (1,045/1,198)	13% (77/1,198)
Assists	373	82% (309/373)	18% (64/373)
Blocked Shots	74	94% (70/74)	6% (4/74)
Steals	204	95% (182/204)	5% (22/204)
Field Goals	787	94% (743/787)	6% (44/787)
Field Goal Attempts	1,895	95% (1,795/1,895)	5% (100/1,895)
3-Pt. Field Goals	228	96% (219/228)	4% (9/228)
3-Pt. Field Goal Attempts	710	95% (676/710)	5% (34/710)
Free Throws	427	92% (395/427)	8% (32/427)
Free Throw Attempts	633	92% (582/633)	8% (51/633)
Minutes	6,425	91% (5,855/6,425)	9% (570/6,425)

## 2025-26 ROSTER BREAKDOWN

### BY POSITION

**GUARD | 8** | Elijah Elliott, Jemel Jones, Gabe Pickens, Jayland Randall, Omarr Smith, Chris Terrell, Christian Villegas, Anthony Wrzeszcz  
**FORWARD | 5** | Amarco Doyle, Teysean Eaglestaff, Julius Mims, Kyrese Mullen, Jae'Coby Osborne  
**CENTER | 2** | Augustine Ekwe, Cyr Malonga

### BY CLASS

**GRADUATE | 2** | Elijah Elliott, Julius Mims  
**SENIORS | 6** | Jemel Jones, Kyrese Mullen, Jayland Randall, Chris Terrell, Christian Villegas, Anthony Wrzeszcz  
**JUNIORS | 1** | Cyr Malonga  
**SOPHOMORE | 4** | Amarco Doyle, Teysean Eaglestaff, Gabe Pickens, Jae'Coby Osborne  
**FRESHMEN | 2** | Augustine Ekwe, Omarr Smith

### BY HEIGHT

**6-0 | 2** | Gabe Pickens, Chris Terrell  
**6-1 | 1** | Elijah Elliott  
**6-2 | 1** | Christian Villegas  
**6-4 | 3** | Jemel Jones, Omarr Smith, Anthony Wrzeszcz  
**6-5 | 1** | Jayland Randall  
**6-6 | 1** | Jae'Coby Osborne  
**6-7 | 3** | Amarco Doyle, Kyrese Mullen, Teysean Eaglestaff  
**6-9 | 2** | Augustine Ekwe, Julius Mims  
**6-11 | 1** | Cyr Malonga

### BY STATE

**ARIZONA | 1** | Gabe Pickens  
**MARYLAND | 1** | Omarr Smith  
**ILLINOIS | 1** | Jemel Jones  
**MICHIGAN | 1** | Jayland Randall  
**MISSISSIPPI | 1** | Chris Terrell  
**MONTANA | 1** | Julius Mims  
**SOUTH DAKOTA | 1** | Teysean Eaglestaff  
**TEXAS | 3** | Elijah Elliott, Jae'Coby Osborne, Christian Villegas  
**VIRGINIA | 1** | Kyrese Mullen

### BY COUNTRY

**AUSTRALIA | 1** | Amarco Doyle  
**CONGO | 1** | Cyr Malonga  
**NIGERIA | 1** | Augustine Ekwe  
**POLAND | 1** | Anthony Wrzeszcz  
**UNITED STATES | 11** | Teysean Eaglestaff, Elijah Elliott, Jemel Jones, Julius Mims, Kyrese Mullen, Jae'Coby Osborne, Gabe Pickens, Jayland Randall, Omarr Smith, Chris Terrell, Christian Villegas

## LAST TIME OUT | NM STATE vs LIBERTY | SAT., FEB 14, 2026 | GAME TWENTY FIVE

GAME 25



79 vs 70

| 12-13 | | 13-13 |

JACKSONVILLE, ALA.  
PETE MATHEWS COLISEUM  
ATTENDANCE: 894

**NMSU**  
**Leading Scorers**  
Jayland Randall (20)  
Jemel Jones (16)  
**Leading Rebounders**  
Julius Mims (17)  
Jae'Coby Osborne (5)

**UTEP**  
**Leading Scorers**  
Jacoby Hill (21)  
Marcus Fitzgerald Jr. (14)  
**Leading Rebounders**  
Iaroslav Niagu (14)  
Mostapha El Moutaouakkil (4)

New Mexico St. - 79																
Record: 12-13 (5-10)																
NO.	Name	Min	FG	3P	FT	Rebounds	Fouls	TP	AS	TO	ST	Blocks	BS	BA	+	-
0	Julius Mims	32:19	4-8	0-1	5-6	3 14 17	0 3	13	1	2	0	1	0	8	0	8
4	Jae'Coby Osborne	24:26	2-2	0-0	2-2	2 3 5	4 1	6	0	0	0	2	0	1	0	1
1	Gabe Pickens	26:14	2-5	0-2	0-3	0 1 1	3 2	4	3	1	0	0	0	0	0	0
9	Anthony Wrzeszcz	18:34	2-6	1-5	0-0	0 1 1	1 0	5	2	0	1	1	0	-7	0	0
21	Jemel Jones	27:03	4-7	2-3	6-7	0 3 3	1 3	18	3	0	0	0	0	4	0	4
3	Kyrese Mullen	15:31	0-4	0-2	0-0	1 1 2	1 0	0	0	1	0	0	0	6	0	6
5	Chris Terrell	13:46	1-3	1-2	0-0	0 1 1	1 1	3	3	0	0	0	0	0	0	0
11	Elijah Elliott	21:59	0-3	0-2	12-12	0 3 3	4 7	12	4	2	0	0	0	10	0	10
8	Jayland Randall	12:30	7-12	5-7	1-1	0 1 1	2 1	20	0	0	0	0	0	13	0	13
66	Augustine Ekwe	07:37	0-1	0-0	0-0	2 2 4	2 0	0	0	1	0	0	1	1	0	1
Team						1 3 4	0 0		0	1						
Totals		22:51	9-24	26-31	9 33 42	19 18	79	16	8	1	4	1	9			

Major Fouls: NONE

NMSU vs Jax St																
Biggest lead		12 (2 <sup>nd</sup> 2:58)	4 (1 <sup>st</sup> 14:23)													
Best Scoring Run		9 (1 <sup>st</sup> 8:23)	8 (1 <sup>st</sup> 14:23)													
Lead Changes		4														
Times Tied		0														
Time with Lead		34:24	04:38													

Jacksonville St. - 70																
Record: 13-12 (8-6)																
NO.	Name	Min	FG	3P	FT	Rebounds	Fouls	TP	AS	TO	ST	Blocks	BS	BA	+	-
99	Iaroslav Niagu	24:43	0-0	0-0	2-2	2 3 5	1 2	2	0	0	0	0	0	0	0	0
0	AC Bryant	20:42	4-8	2-4	1-2	0 2 2	3 1	11	2	0	1	0	1	-12	0	12
1	Marcus Fitzgerald Jr.	30:52	5-12	3-7	1-2	2 1 3	3 3	14	0	0	0	0	0	0	0	0
2	Jacoby Hill	35:17	8-16	2-7	3-3	1 2 3	3 3	21	1	2	1	0	0	-1	0	1
23	Mostapha El Moutaouakkil	29:52	3-13	0-3	3-5	1 5 6	2 6	9	2	0	0	0	2	-14	0	14
3	Jaye Nash	30:49	3-9	1-3	3-5	0 2 2	2 4	10	3	0	0	0	1	-4	0	4
13	Emondrek Erkins-Ford	17:42	0-3	0-0	0-0	0 3 3	3 0	0	1	0	1	1	0	7	0	7
7	Toby Nnadozie	05:58	1-3	1-2	0-0	0 1 1	1 0	3	0	0	0	0	0	-9	0	9
21	Altior Anabitarte	04:05	0-1	0-0	0-0	1 2 3	0 0	0	0	0	1	0	0	-2	0	2
Team						3 2 5	0 0		0	1						
Totals		24:45	9-26	13-19	10 23 33	18 19	70	9	3	4	1	4	9			

Major Fouls: NONE

• Julius Mims continued his dominant stretch of play, finishing with 13 points and a career-high 17 rebounds to secure his fourth double-double in the last five games.

• Jayland Randall delivered one of his strongest performances in an Aggie uniform, pouring in a game-high 20 points off the bench on an efficient 7-12 shooting performance, including 5-7 from beyond the arc. The five made three-pointers matched his season high, while his scoring output fell just one point shy of his season-best 21-point performance earlier this year against South Alabama.

• Elijah Elliott came through in crucial moments for NM State, finishing with 12 points coming all from the free-throw line – marking his first double-figure scoring performance since his 26-point outing against FIU on Jan. 24 in Las Cruces. His late-game poise at the stripe played a key role in securing the victory.







## **THE OPENING TIP**

- Coming off a bounce-back 79–70 road victory over Jacksonville State, NM State returns home looking to build momentum as it prepares for the second edition of the Battle of I-10 against rival UTEP on Saturday, Feb. 19 at 7 p.m. inside the Pan American Center.
- Saturday's contest marks the second meeting between the programs this season after the Aggies dropped a 91–88 overtime battle in El Paso on Feb. 7. NM State will now look to defend its home floor in front of the Las Cruces crowd.

## **THE JONES EFFECT**

- Senior guard Jemel Jones continues to pace the Aggies offensively, leading the team with 16.9 points per game – a mark that ranks tied for sixth in Conference USA.
- Jones has elevated his play as of late, averaging 22.8 points over his last four contests while shooting an efficient 53% from the field, 50% from beyond the arc and 84% from the free throw line.

## **1,000 POINT CLUB**

- With his 26-point performance against UTEP, senior guard Jemel Jones surpassed the 1,000-point mark at the Division I level — reaching the milestone in just two seasons.
- Jones poured in 625 points last season at Cal State Bakersfield, and with six games remaining in the regular season, has already added 407 points for the Crimson & White this year.
- Prior to competing at the Division I level, Jones was a prolific scorer in junior college, tallying 1,999 points across two seasons at South Suburban and Olive-Harvey.

## **HE HAS THE “JUICE”**

- Graduate forward Julius Mims has emerged as the anchor of the Aggie frontcourt this season, ranking second on the team in scoring at 11.0 points per game while leading NM State on the glass with 9.1 rebounds per contest — a mark that ranks first in CUSA.
- Mims is coming off one of his strongest stretches of the season, highlighted by a 21-point, 13-rebound double-double against Liberty in which he shot 10-13 from the field.
- He followed that performance with another double-double in the win over Jacksonville State, recording 13 points and a career-high 17 rebounds while adding a block and an assist. His 17-rebound effort stands as the second-highest total by a CUSA player this season, and with six double-doubles in conference play, he leads the league in that category.

## **HOOTEN VS GOLDING**

- Saturday features two head coaches very familiar with one another, as Jason Hooten and Joe Golding first met when Hooten led Sam Houston and Golding coached Abilene Christian.
- The matchup marks the 25th meeting between the two over

the past 12 seasons, with Hooten holding a 16–8 advantage since the 2013–14 season.

- Since arriving at NM State, Hooten is 2–3 against Golding, including an overtime loss in their most recent meeting earlier this month in El Paso (91–88).

## **JAYLAND FOUND HIS GROOVE**

- Jayland Randall turned in one of his strongest performances in an Aggie uniform, providing a major spark off the bench with a game-high 20 points in just 12 minutes of action on an efficient 7-of-12 shooting effort. The junior guard knocked down 5-7 attempts from beyond the arc, with the five made three-pointers marking a career high.
- His 20-point outing also fell just one point shy of his season-best 21-point performance earlier this year against South Alabama, highlighting his growing offensive impact for NM State off the bench.

## **THE PREVIOUS MATCHUP**

- NM State battled for 45 minutes in a rivalry showdown but ultimately fell to UTEP, 91–88, in overtime at the Don Haskins Center in the first meeting of the season.
- The contest marked the 226th meeting in the Battle of I-10 and the first overtime matchup between the programs since the 2001–02 season. NM State struck first in the extra period, but UTEP responded with a decisive 10–2 run and sealed the victory at the free-throw line.
- Jemel Jones led the Aggies with 26 points for the second straight game while adding six rebounds and four assists.
- Gabe Pickens recorded 13 points for his first double-figure outing of the season, knocking down multiple three-pointers for the first time this year.
- Julius Mims paced the Aggies on the boards with 12 rebounds, marking his third consecutive game with 10+ rebounds.
- NM State led for 34:47 compared to 6:16 for UTEP, highlighting the narrow margin in the rivalry loss.
- The defeat marked the first time since 2012 that NM State had suffered back-to-back losses to UTEP, with both games in that stretch coming in El Paso.

## **NEW PIECES TO THE PUZZLE**

- After losing more than 94% of its scoring and 87% of its rebounding to graduation and the transfer portal, NM State made it a priority this offseason to reload its roster with players capable of producing immediately.
- To bolster the scoring column, the Aggies added Jemel Jones, Elijah Elliott, Jayland Randall, and Chris Terrell.
  - Jones arrives after an impressive season at Cal State Bakersfield, averaging 18.9 points per game and earning Big West Newcomer of the Year honors.
  - Elliott transfers from Southern Illinois, where he averaged 14.0 points per game before an injury shortened his season. His year





included a 21-point performance against Oklahoma State.

– Randall joins the Aggies from Southern Indiana, where he posted 15.0 points per game last season.

– Terrell comes from Division II Delta State after ranking among the nation's top scorers with 21.2 points per game while also leading all D-II players with 3.5 steals per contest.

• To strengthen the frontcourt and rebounding efforts, NM State added Julius Mims, Kyrese Mullen, and Cyr Malonga.

– Mims transfers from Idaho, where he averaged 8.6 points and a team-high 6.3 rebounds per game while shooting 66.1% from the field.

– Mullen comes in after three seasons at Hampton, most recently averaging 7.3 points and 6.8 rebounds per game.

– Malonga joins the Aggies after two seasons at East Carolina, highlighted by a 10-point, nine-rebound performance against SMU during his freshman campaign.

## PRESEASON RECOGNITION

• Senior guard Jemel Jones was named to the 2025-26 CUSA Preseason All-Conference Team. A transfer from CSU Bakersfield, Jones joins the Aggies following a standout season in which he averaged 18.9 points, 3.6 rebounds and 2.1 assists. He set multiple single-season program records for the Roadrunners, including total points (573) and scoring average (18.9), and earned All-Big West Second Team and Big West Newcomer of the Year honors.

## SCOUTING THE MINERS

• UTEP enters Saturday's matchup with a 10–16 overall record and a 6–9 mark in Conference USA play. The Miners are coming off a 73–64 home loss to Liberty last Saturday.

• In his fifth season at the helm, UTEP is led by head coach Joe Golding.

• Offensively, the Miners are powered

by their frontcourt duo of Elijah Jones, who leads the team at 14.3 points per game, and Jamal West Jr., who averages 13.6 points per contest. On the glass, West also paces the team with 6.6 rebounds per game.

• In the previous meeting between the programs, Jones recorded a 17-point, 12-rebound double-double, while West added 20 points and eight rebounds.

• Junior guard Caleb Blackwell also turned in a strong outing, finishing with a team-high 21 points — just one point shy of his season high.

## CUSA PLAYER OF THE WEEK

DATE	PLAYER	SCHOOL
11-10-25	Zach Cleveland	Liberty
11-17-25	Mostapha El Moutaouakil	Jax State
11-24-25	Torey Alston	MTSU
12-1-25	Simeon Cottle	Kennesaw St
12-8-25	Corey Stephenson	FIU
12-15-25	Justyn Fernandez	Delaware
12-22-25	Torey Alston	MTSU
12-29-25	Kaden Metheny	Liberty
1-5-26	Alec Oglesby	MTSU
1-12-26	Simeon Cottle	Kennesaw St
1-19-26	RJ Johnson	Kennesaw St
1-26-26	Po'Boigh King	Sam Houston
2-2-26	Elijah Jones	UTEP
2-9-26	Zach Cleveland	Liberty
2-16-26	Justyn Fernandez	Delaware

## 2025-26 CUSA PRESEASON POLL


RANK	SCHOOL	FPV	PTS.
1.	Liberty	11	143
2.	Kennesaw State	1	126
3.	<b>NM State</b>	-	<b>113</b>
4.	MTSU	-	103
5.	LA Tech	-	82
6.	WKU	-	79
7.	Jax State	-	67
8.	UTEP	-	66
9.	Sam Houston	-	56
10.	FIU	-	36
11.	Delaware	-	35
12.	Missouri State	-	30

## 2025-26 PRESEASON ALL-CUSA TEAM

PLAYER	YR.	POS.	SCHOOL
Zach Cleveland	Jr.	F	Liberty
Kaden Metheny	R-Sr.	G	Liberty
Simeon Cottle	Sr.	G	Kennesaw State
<b>Jemel Jones</b>	<b>Sr.</b>	<b>G</b>	<b>NM State</b>
Braedan Lue	So.	F	Kennesaw State
Colin Porter	Sr.	G	Liberty
Kaden Cooper	Sr.	G	LA Tech
Kamari Lands	Sr.	G	MTSU
Mostapha El Moutaouakil	Sr.	G	Jax State
Cavan Reilly	Sr.	G	Delaware

## PRESEASON PLAYER OF THE YEAR

Simeon Cottle	Sr.	G	Kennesaw State
---------------	-----	---	----------------



## THIS WEEK IN CUSA (WEEK 15)

### Wednesday, Feb. 18

WKU 88, at Delaware 87 (OT)  
at Sam Houston 78, MTSU 70  
at LA Tech 77, Jax State 71  
Kennesaw State 91, at Missouri State 87

### Thursday, Feb. 19

FIU at Liberty, 5 p.m.

### Saturday, Feb. 21

Delaware at MTSU, 1 p.m.  
Missouri State at FIU, 2 p.m.  
Jax State at Sam Houston, 2:30 p.m.  
WKU at Liberty, 3 p.m.  
LA Tech at Kennesaw State, 4 p.m.  
**UTEP at NM State, 7 p.m.**

## NM STATE COMEBACK WIN TRACKER

DEFICIT	vs.	FINAL	DATE
5	New Mexico	76-68	11-15-2025
1	UC Irvine	57-45	11-25-2025
9	Georgia State	77-58	11-26-2025
3	Sam Houston	87-78	12-21-2025
5	LA Tech	72-63	2-4-2026







## PAN AMERICAN CENTER TEAM RECORDS

Most Points ..... 133, vs. New Mexico Highlands (12/11/82)  
 Most FG Attempts ..... 122, vs. UT-Arlington (12/1/70)  
 Most 3FGs Made ..... 20, 2x, last by NM State (12/29/19)  
 Most 3FG Attempts ..... 39, vs. CSU Bakersfield (2/8/18)  
 Most FTs Made ..... 35, vs. New Mexico Highlands (11/25/78)  
 ..... 35, vs. Seattle U (1/9/14)  
 Most FT Attempts ..... 53, 2x, Last vs. UMKC (1/31/19)  
 Most Rebounds ..... 85, vs. UT-Arlington (12/1/70)  
 Most Fouls ..... 38, vs. West Texas State (2/15/74)  
 Fewest Fouls ..... 8, 6x, Last vs. Chicago State (3/7/15)  
 Most Turnovers ..... 47, by San Jose State (12/19/70)  
 Fewest Turnovers ..... 3, vs. Indiana State (2/6/78)  
 Margin of Victory .. 74, vs. Northern N.M. (104-30 on 12/29/19)  
 Highest FG % ..... .686, vs. UTSA (1/3/13)  
 Highest FT % (Min. 20) ..... 955 vs. South Alabama (2/8/03)

## PAN AMERICAN CENTER INDIVIDUAL RECORDS

Most Points ..... 43, Willie Humes  
 ..... Idaho State vs. San Jose State (12/27/69)  
 Rebounds ..... 25, Sam Lacey vs. Idaho State (1/4/69)  
 FGs Made ..... 19, Jimmy Collins vs. Air Force (1/14/70)  
 3FG Made ..... 10, Jaycee Carroll  
 ..... Utah State vs. NM State (2/2/06)  
 FTs Made ..... 17, James Moore  
 ..... vs. Arkansas State (2/28/04)  
 Assists ..... 20, Sam Crawford  
 ..... vs. Sam Houston State (12/21/92)  
 FG Percentage (Min. 10) ..... 1.000 (13-13), Reggie Ramey  
 ..... West Texas A&M vs. NM State (2/13/75)  
 FT Percentage ..... 1.000 - Many

## CUSA STANDINGS

RK	TEAM	RECORD	CUSA
1.	Liberty	22-3	14-0
2.	Sam Houston	22-0	10-5
3.	WKU	20-3	8-7
4.	LA Tech	16-3	8-7
5.	Jax State	17-3	8-7
6.	Kennesaw State	13-3	7-8
7.	Missouri State	17-3	7-8
8.	MTSU	16-5	6-9
9.	UTEP	16-5	6-9
10.	FIU	17-2	5-9
11.	NM State	14-4	5-10
12.	Delaware	14-4	5-10



## NM STATE'S RECORD WHEN | 2025-26

NM STATE	ALL	CUSA
Leading at halftime	10-3	4-2
Tied at halftime	1-1	0-1
Trailing at halftime	1-9	1-7
Leading at half   home	4-1	2-1
Tied at half   home	1-1	0-1
Trailing at half   home	0-3	0-3
Leading at half   neutral	2-1	0-0
Tied at half   neutral	0-0	0-0
Trailing at half   neutral	0-3	0-0
Leading at half   road	2-1	2-1
Tied at half   road	0-0	0-0
Trailing at half   road	1-4	1-4
Leading with 5:00 to go	11-3	5-2
Leading with 2:00 to go	11-3	5-2
Scoring ≤ 60 points	1-1	0-1
Opp. Scores ≤ 60 points	2-1	0-1
Scoring 61-69 points	0-3	0-2
Opp. Scores 61-69 pts	4-0	3-0
Scoring 70-79 pts	4-7	2-5
Opp. Scores 70-79 pts	3-6	2-4
Scoring 80-89 pts	3-2	2-2
Opp. Scores 80-89 pts	0-5	0-4
Scoring 90-99 pts	1-0	1-0
Opp. Scores 90-99 pts	0-1	0-1
Scoring 100+ pts	0-0	0-0
Opp. Scores 100+ pts	0-0	0-0
2 or fewer players w/ 10+ pts.	2-3	1-3
3 players w/ 10+ points	3-7	0-4
4 players w/ 10+ points	4-2	3-2
5 players w/ 10+ points	1-0	1-0
6 players w/ 10+ points	0-0	0-0
1 player w/ 20+ points	5-6	3-5
2 players w/ 20+ points	0-1	0-1
Shooting below 30%	0-1	0-1
Opp. shoots below 30%	2-0	1-0
Shooting 30-39%	3-3	1-2
Opp. shoots 30-39%	5-1	3-1
Shooting 40-49%	4-9	2-7
Opp. shoots 40-49%	2-7	1-5
Shooting 50% or higher	2-0	2-0
Opp. shoots 50% or higher	0-5	0-4
More rebounds	7-5	4-4
Fewer rebounds	3-6	2-5
Same rebounds	1-1	0-0
More turnovers	3-7	2-6
Fewer turnovers	7-5	3-3
Same turnovers	0-1	0-1
More pts. in the paint	6-4	3-3
Fewer pts. in the paint	3-7	2-6
Same pts. in the paint	0-1	0-0
More bench points	6-7	3-7
Fewer bench points	2-6	2-4
Same bench pts.	1-0	0-0
More 2nd chance pts.	4-5	1-4
Fewer 2nd chance pts.	5-5	3-3
Same 2nd chance pts.	0-2	0-2
More pts. off turnovers	7-5	4-3
Fewer pts. off turnovers	2-8	1-7
Same pts. off turnovers	0-0	0-0
More fast break points	5-6	2-4
Fewer fast break points	2-7	1-6
Same fast break points	2-0	2-0
On Monday	0-0	0-0
On Tuesday	3-1	0-0
On Wednesday	2-2	1-2
On Thursday	1-2	1-2
On Friday	1-1	0-1
On Saturday	3-6	2-4
On Sunday	2-0	1-0
In November	6-0	0-0
In December	2-3	1-0
In January	2-8	2-8
In February	2-2	2-2
In March	0-0	0-0
White uniforms	6-3	3-3
Black uniforms	1-4	1-3
Crimson uniforms	4-5	1-3
Throwback uniforms	0-1	0-1

## THE LAST TIME NM STATE...

Won at home ..... 1/8/26 vs. Western Kentucky (80-64)  
 Lost at home ..... 2/11/26 vs. Liberty (77-75)  
 Won away ..... 2/14/26 vs. Jax State (79-70)  
 Lost away ..... 2/7/26 at UTEP (91-88 OT)  
 Won neutral ..... 11/26/25 vs. Georgia State (77-58)  
 Lost neutral ..... 12/13/25 vs. Tulsa (83-70)  
 Won in OT ..... 12/7/24 at New Mexico (89-83 OT)  
 Lost in OT ..... 2/7/26 at UTEP (91-88 OT)  
 Won vs. ranked opp ..... 3/17/22 vs. #21/21 UConn (70-63)\$  
 Lost vs. ranked opp ..... 11/6/23 at #16 Kentucky (46-86)  
 7 players with 10+ points ..... 11/11/16 vs. Arizona Christian  
 6 players with 10+ points ..... 2/4/23 vs. Seattle U  
 5 players with 10+ points ..... 1/19/26 vs. Delaware  
 4 players with 10+ points ..... 2/14/26 vs. Jax State  
 3 players with 10+ points ..... 2/11/26 at Liberty  
 1 player with 20+ points ..... 2/14/26 vs. Jax State  
 ..... Jayland Randall (20)  
 2 players with 20+ points ..... 2/11/26 vs. Liberty (77-75)  
 ..... Jemel Jones (23) & Julius Mims (21)  
 Won by 20-29 points ..... 1/19/26 vs. Delaware (97-68)  
 Won by 30-39 points ..... 1/4/24 vs. LA Tech (78-48)  
 Won by 40-49 points ..... 12/18/22 vs. Northern N.M. (95-53)  
 Won by 50+ points ..... 12/29/19 vs. Northern N.M. (104-30)  
 Lost by 20-29 points ..... 1/31/26 at Kennesaw State (76-53)  
 Lost by 30-39 points ..... 2/1/25 at Western Kentucky (101-69)  
 Lost by 40-49 points ..... 12/2/23 at New Mexico (62-106)  
 Lost by 50+ points ..... 2/22/66 - at Hardin Simmons (105-49)  
 Scored 90-99 points ..... 11/4/24 vs. NM Highlands (93-57)  
 Scored 100+ points ..... 12/29/19 vs. Northern N.M. (104)  
 Made 30+ field goals ..... 2/11/26 at Liberty (30)  
 Made 35+ field goals ..... 1/19/26 vs. Delaware (36)  
 Made 40+ field goals ..... 12/29/19 vs. Northern N.M. (41)  
 Shot 55%+ in FGs ..... 1/19/26 vs. Delaware (.571)  
 Shot 60%+ in FGs ..... 11/22/16 vs. Nicholls (.620)  
 Made 10-15 3-pointers ..... 2/7/26 at UTEP (10)  
 Made 15+ 3-pointers ..... 1/9/20 vs. Chicago State (16)  
 Made 25+ free throws ..... 2/14/26 vs. Jax State (26)  
 Had 50+ rebounds ..... 1/24/26 vs. FIU (55)  
 Had 15+ assists ..... 2/14/26 at Jax State (16)  
 Had 20+ assists ..... 1/19/26 vs. Delaware (20)  
 Had 25+ assists ..... 11/25/22 vs. San Diego (25)#  
 Had 15+ steals ..... 11/4/24 vs. Adams State (15)  
 Had 10+ steals ..... 11/29/24 vs. Pepperdine (11)  
 Had less than 10 TOs ..... 2/14/26 vs. Jax State (8)  
 Had 20+ TOs ..... 11/25/25 vs. UC Irvine (21)  
 Forced 20+ TOs ..... 11/11/25 vs. NM Highlands (21)  
 Had 10+ blocked shots ..... 1/16/16 vs. Chicago State (10)

## THE LAST TIME AN AGGIE...

Scored 30-34 points ..... 30, Teddy Allen at Grand Canyon (2/19/22)  
 Scored 35-39 points ..... 37, Teddy Allen vs. #21/21 UConn (3/17/22)  
 Scored 40-44 points ..... 41, Teddy Allen vs. Abilene Christian (1/15/22)  
 Had 20+ rebounds ..... 22, Jemerrio Jones vs. Seattle U^ (3/9/18)  
 Had 25+ rebounds ..... 27, Sam Lacey at Hardin Simmons (12/19/69)  
 Had 10+ assists ..... 10, Deshawndre Washington vs. NMHU (11/7/22)  
 Had 5+ steals ..... 5, Chris Terrell vs. NM Highlands (11/11/25)  
 Had 10+ steals ..... 11, Jemerrio Jones vs. ENMU (12/12/17)  
 Had 5+ blocks ..... 6, Johnny McCants vs. SFA (3/2/22)  
 Had 10+ blocks ..... 10, Sim Bhullar vs. Prairie View A&M (11/27/13)  
 Made 10+ FGs ..... 11, Marchelus Avery vs. NMMC (12/18/22)  
 Made 10+ FTs ..... 13, Teddy Allen vs. #21/21 UConn (3/17/22)\$  
 Made 5+ 3FGs ..... 5, Jayland Randall vs. Jax State (2/14/26)  
 Had a triple-double ..... vs. NM Highlands (11/7/22)  
 ..... Deshawndre Washington (17 pts., 10 reb., 10 ast.)  
 Had a double-double ..... vs. Jax State (2/14/26)  
 ..... Julius Mims (13 pts, 17 reb.)  
 2+ players with a double-double ..... vs. UNLV (11/23/24)  
 ..... Robert Carpenter (10 Points, 13 Rebounds)  
 ..... Peter Filipovity (12 Points, 11 Rebounds)  
 ^Denotes WAC Tournament game (Las Vegas, Nev.)  
 \*Denotes NCAA Tournament game  
 %Game played at the HTC Center (Conway, S.C.)  
 \$Game played at the KeyBank Center (Buffalo, N.Y.)  
 !Game played at the Sprint Center (Kansas City, Mo.)  
 #Game played at Orleans Arena (Las Vegas, Nev.)  
 &Game played at Eastwood High School (El Paso, Texas)  
 @Game played at the Don Haskins Center (El Paso, Texas)  
 +Game played at Cancun Challenge (Riviera Maya, Mexico)





# JASON HOOTEN

HEAD COACH | THIRD SEASON | TARLETON, '93 | RECORD: 303-216 (.589)



Former NM State Director of Athletics Mario Moccia announced the hiring of Jason Hooten as the 28th head coach of the Aggie men's basketball program on Friday, March 24. Hooten brings with him an impressive 13 years of head coaching experience across his 30-year coaching career.

Hooten embarked on one of the most unique challenges throughout college basketball in the 2023-24 season. NM State was the only team in Division I that returned zero points, rebounds, or assists. With 15 newcomers to Las Cruces, only Tarleton, Hooten's alma mater, had more new faces around the gym.

In his first year at helm, Hooten led the Aggies to a win over I-10 rival UTEP, a 23-point second half comeback to defeat the future CUSA Tournament Champions Western Kentucky and a 12-3 record inside of the Pan American Center. The Aggies also ranked first in all CUSA programs in average home game attendance, totaling 5,638 fans per contest.

In his second season leading the Crimson & White, he led NM State to a 17-15 record, improving by four wins from his first year while tying for the second-best road conference record in CUSA at 6-3. He guided the Aggies to signature road wins, including a sold-out overtime thriller over I-25 rival New Mexico - who went on to win the Mountain West and reach the NCAA Tournament's Round of 32 - and a historic victory at I-10 rival UTEP, marking NM State's largest win in El Paso since 1937 and the third-largest home loss in UTEP history. Under his leadership, the Aggies became one of the nation's top defensive teams, ranking sixth in three-point percentage defense (29.1%), 11th in field goal percentage defense (39.6%), and 32nd in scoring defense (65.9 ppg).

In 13 seasons as the head coach at Sam Houston State University, Hooten displayed a track record of success as he compiled 261 wins, posted a .607 win percentage and helped the Bearkats to six postseason appearances, including a win in the first round of the 2023 NIT. Hooten's ability to build a winning program guided him to become the Bearkats' winningest coach in program history. Hooten and his staff helped lead the SHSU program to six 20-plus win seasons, including four in the last six seasons.

In 2023, Hooten led the Bearkats to a program-tying record of 26 wins en route to earning the No. 1 seed in the 2023 WAC Tournament. On the heels of one of Sam Houston State University's best seasons in program history, Hooten was named one of 20 finalists for the Hugh Durham Award, which is presented to the top Division I mid-major coach in the country. Hooten also appeared on the list of 25 finalists for the Skip Prosser Man of the Year Award – an award honoring success on the court while also displaying moral integrity off the court.

Under Hooten, the Bearkat program produced 36 all-conference honorees, including 2023 WAC Player of the Year Qua Grant who was one of four conference players of the year to take the court for Hooten. The Killeen, Texas, native also coached nine first team all-conference selections, four all-defensive team members and one Southland Conference Defensive Player of the Year.

Hooten's defensive philosophies helped build the program into one of the stingiest defenses in the country this season as the Bearkats held teams to just 59.3 points per game to rank fourth in the country and first in the conference. SHSU opponents also combined to shoot just 39.1% from the field in 2022-23 – a mark that was good for fifth in the nation and tops in the WAC.

Hooten's Bearkat teams also gave NM State fits during their two-year stint as conference foes. Sam Houston knocked off the Aggies twice in two meetings, including handing NM State a 25-point loss to end a 10-game winning streak during the 2021-22 season. The 2022-23 season was also highlighted by a pair of wins over Power Five programs as they defeated both Oklahoma and Utah during non-conference play.

Prior to being appointed the head coach at Sam Houston, Hooten served as an assistant on the Bearkats' staff from 2004 to 2010 and was a member of the coaching staff during one of two NCAA Tournament appearances in program history when SHSU reached the Big Dance in 2010. In five seasons as an assistant with Sam Houston, the Bearkats reached 20 wins four times and posted an overall record of 127-59. In 2009, RecruitingRumors.com named Hooten as one of the top 100 NCAA assistant coaches while Collegensider.com named him to the Mid-Major Top 25 assistant coaches honorable mention list.

Ahead of his time with Sam Houston, Hooten appeared on Lonnie Reisman's staff at Tarleton from 1993 to 2004. While coaching with his alma mater, Hooten helped the Texans construct a combined record of 204-111. Hooten's stint at Tarleton blossomed from his time as a student-athlete at TSU where he played for two seasons under Reisman (1989-91). As a guard, Hooten helped lead the Texans to a record of 52-10 while leading Tarleton in assists with 123 in 1990-91.

Hooten received his undergraduate degree from Tarleton State University in 1993 before earning his master's from Tarleton in 1995. He is married to Kristen Hooten and the two have a daughter, Jadyne, and a son, Jayce.

## HOOTEN YEAR-BY-YEAR

YEAR | RECORD • CONFERENCE RECORD POSTSEASON

### SAM HOUSTON (Head Coach)

2010-11	18-13 • 10-6 SLC	
2011-12	13-19 • 7-9 SLC	
2012-13	17-16 • 8-10 SLC	
2013-14	24-11 • 13-5 SLC	CIT (2nd Round)
2014-15	26-6 • 15-1 SLC	CIT (2nd Round)
2015-16	18-14 • 12-4 SLC	CIT (1st Round)
2016-17	21-12 • 10-7 SLC	
2017-18	21-13 • 12-4 SLC	CIT (Semifinals)
2018-19	21-12 • 16-2 SLC	NIT (1st Round)
2019-20	18-13 • 11-9 SLC	
2020-21	19-9 • 13-3 SLC	
2021-22	19-14 • 13-5 WAC	
2022-23	26-8 • 14-4 WAC	NIT (2nd Round)
<b>13 Years</b>	<b>261-169 • 154-70</b>	

### NM STATE (Head Coach)

2023-24	13-19 • 7-9 CUSA
2024-25	17-15 • 10-8 CUSA
<b>(2023-Current)</b>	<b>42-47 • 22-27</b>

## THE HOOTEN FILE

**HOMETOWN:** Killeen, Texas

**EDUCATION:** Tarleton, 1993

**WIFE:** Kristen

**CHILDREN:** Jadyne, Jayce





## 2025-26 OVERALL STATISTICS | NM STATE

### Game Records

Record	Overall	Home	Away	Neutral
ALL GAMES	12-13	7-5	3-6	2-2
CONFERENCE	5-10	2-5	3-5	0-0
NON-CONFERENCE	7-3	5-0	0-1	2-2

### Score by Periods

Team	1st	2nd	OT	TOT
New Mexico St.	869	1011	16	1896
Opponents	831	928	19	1778

### Team Box Score

No.	Player				Total		3-Point		F-Throw		Rebounds													
		GP-GS	MIN	AVG	FG-FGA	FG%	3FG-3FGA	3FG%	FT-FTA	FT%	OFF	DEF	TOT	AVG	PF	DQ	A	TO	BLK	STL	PTS	AVG		
21	JONES, Jemel	25-23	679:50	27.2	142-326	.436	40-104	.385	99-118	.839	22	78	100	4.0	52	0	63	32	8	36	423	16.9		
0	MIMS, Julius	24-24	670:15	27.9	109-186	.586	10-27	.370	37-58	.638	69	149	218	9.1	53	2	16	26	18	10	265	11.0		
11	ELLIOTT, Elijah	24-7	475:04	19.8	68-188	.362	34-98	.347	53-65	.815	7	39	46	1.9	38	0	58	35	3	21	223	9.3		
8	RANDALL, Jayland	25-1	480:44	19.2	69-186	.371	30-93	.323	45-57	.789	15	55	70	2.8	47	2	19	12	10	17	213	8.5		
9	WRZESZCZ, Anthony	25-19	610:21	24.4	65-168	.387	49-137	.358	25-29	.862	5	44	49	2.0	47	0	30	18	4	11	204	8.2		
4	OSBORNE, Jae'Coby	25-13	563:51	22.6	54-97	.557	2-11	.182	26-43	.605	51	62	113	4.5	50	0	16	20	11	13	136	5.4		
5	TERRELL, Chris	24-1	318:50	13.3	38-85	.447	13-32	.406	17-19	.895	3	31	34	1.4	29	0	50	19	1	26	106	4.4		
24	MALONGA, Cyr	20-16	264:37	13.2	32-47	.681	0-0	.000	21-44	.477	28	28	56	2.8	35	1	4	16	10	7	85	4.3		
3	MULLEN, Kyrese	22-4	310:15	14.1	28-80	.350	9-33	.273	24-41	.585	35	47	82	3.7	59	5	11	21	2	6	89	4.0		
1	PICKENS, Gabe	24-17	441:17	18.4	32-92	.348	10-38	.263	23-33	.697	4	29	33	1.4	52	0	69	42	0	16	97	4.0		
20	DOYLE, Amarco	3-0	15:14	5.1	3-9	.333	3-9	.333	0-0	.000	3	2	5	1.7	2	0	0	2	0	0	9	3.0		
66	EKWE, Augustine	17-0	173:37	10.2	17-32	.531	0-0	.000	6-7	.857	15	30	45	2.6	31	0	3	12	15	6	40	2.4		
12	VILLEGAS, Christian	4-0	15:09	3.8	1-6	.167	1-4	.250	1-2	.500	0	2	2	0.5	0	0	1	2	0	0	4	1.0		
7	EAGLESTAFF, Teysean	3-0	05:57	2.0	0-2	.000	0-1	.000	0-0	.000	0	0	0	0.0	1	0	0	0	1	0	0	0.0		
Team											48	38	86				11							
Total		25	5025		658-1504	.438	201-587	.342	377-516	.731	305	634	939	37.6	496	10	340	268	83	169	1896	75.8		
Opponents		25	5025		572-1406	.407	186-601	.309	448-609	.736	265	597	862	34.5	420	9	280	284	86	151	1778	71.1		

## 2025-26 OVERALL STATISTICS | UTEP

### Game Records

Record	Overall	Home	Away	Neutral
ALL GAMES	10-16	8-6	2-8	0-2
CONFERENCE	6-9	4-4	2-5	0-0
NON-CONFERENCE	4-7	4-2	0-3	0-2

### Score by Periods

Team	1st	2nd	OT	TOT
UTEP	842	932	41	1815
Opponents	905	929	34	1868

### Team Box Score

No.	Player				Total		3-Point		F-Throw		Rebounds											
		GP-GS	MIN	AVG	FG-FGA	FG%	3FG-3FGA	3FG%	FT-FTA	FT%	OFF	DEF	TOT	AVG	PF	DQ	A	TO	BLK	STL	PTS	AVG
33	JONES, Elijah	26-26	719:12	27.7	143-293	.488	43-111	.387	44-63	.698	47	96	143	5.5	60	1	16	26	32	16	373	14.3
15	WEST JR., Jamal	26-26	805:39	31.0	132-237	.557	6-21	.286	83-130	.638	62	110	172	6.6	72	1	38	50	35	24	353	13.6
13	WATSON, Kaseem	26-23	798:53	30.7	109-279	.391	46-122	.377	60-73	.822	38	89	127	4.9	40	0	38	41	9	24	324	12.5
4	BLACKWELL, Caleb	23-22	684:06	29.7	84-213	.394	39-105	.371	30-42	.714	4	58	62	2.7	60	2	67	39	2	27	237	10.3
5	WATSON, Tyreese	7-5	167:56	24.0	18-53	.340	5-17	.294	15-25	.600	2	11	13	1.9	21	1	23	21	0	16	56	8.0
1	THOMAS, KJ	26-19	753:15	29.0	48-117	.410	15-53	.283	45-65	.692	9	52	61	2.3	61	0	84	47	1	32	156	6.0
7	HAYES, LA	23-1	230:55	10.0	25-69	.362	7-28	.250	27-33	.818	12	24	36	1.6	24	0	14	7	2	20	84	3.7
11	HORTON, Trey	20-4	322:20	16.1	23-78	.295	16-60	.267	6-10	.600	8	22	30	1.5	29	0	14	14	2	11	68	3.4
0	TUBEK, David	12-0	105:48	8.8	15-40	.375	5-15	.333	5-8	.625	9	15	24	2.0	15	0	3	8	1	2	40	3.3
23	BROOKS, Cassius	25-4	372:01	14.9	26-64	.406	5-17	.294	21-26	.808	18	35	53	2.1	44	2	22	17	3	15	78	3.1
6	SMITH, C.J.	10-0	78:15	7.8	5-17	.294	3-9	.333	3-4	.750	7	6	13	1.3	11	0	1	6	2	6	16	1.6
25	MBAYE, Mouhamed	19-0	126:24	6.7	5-12	.417	0-0	.000	5-12	.417	13	20	33	1.7	26	0	0	3	8	5	15	0.8
3	MONTGOMERY JR., Bobby	15-0	79:35	5.3	5-13	.385	0-3	.000	1-7	.143	1	8	9	0.6	8	0	1	4	0	1	11	0.7
2	HERNANDEZ, Jordan	6-0	30:41	5.1	0-3	.000	0-0	.000	4-4	1.000	0	3	3	0.5	5	0	1	0	0	3	4	0.7
Team											39	34	73				23					
Total		26	5275		638-1488	.429	190-561	.339	349-502	.695	269	583	852	32.8	477	7	322	306	97	202	1815	69.8
Opponents		26	5275		627-1398	.448	182-525	.347	432-616	.701	282	649	931	35.8	422	13	337	338	77	179	1868	71.8







# 2025-26 NM STATE GAME-BY-GAME COMPARISON

Opponent	Date	Score		Total		3-Pointers		Free throws		Rebounds				PF	A	TO	BLK	STL	PTS	AVG
				FG-FGA	PCT	3FG-3FGA	PCT	FT-FTA	PCT	OFF	DEF	TOT	AVG							
Adams St.	11/04/2025	83-72	W	28-69	.406	5-15	.333	22-36	.611	12	31	43	43.0	23	14	15	5	15	83	83.0
N.M. Highlands	11/11/2025	74-58	W	26-51	.510	7-20	.350	15-22	.682	11	18	29	36.0	22	11	13	3	13	74	78.5
New Mexico	11/15/2025	76-68	W	23-56	.411	10-32	.313	20-26	.769	12	23	35	35.7	17	15	8	4	8	76	77.7
Samford	11/21/2025	81-72	W	31-57	.544	7-16	.438	12-16	.750	9	28	37	36.0	19	16	6	2	1	81	78.5
vs UC Irvine	11/25/2025	57-45	W	18-48	.375	2-16	.125	19-27	.704	13	29	42	37.2	26	5	21	3	6	57	74.2
vs Georgia St.	11/26/2025	77-58	W	29-76	.382	9-23	.391	10-14	.714	18	31	49	39.2	17	12	9	2	9	77	74.7
vs South Alabama	12/02/2025	75-77	L	28-66	.424	9-37	.243	10-13	.769	18	23	41	39.4	25	18	13	3	6	75	74.7
at Abilene Christian	12/06/2025	69-77	L	18-48	.375	6-18	.333	27-35	.771	13	16	29	38.1	22	12	12	3	7	69	74.0
vs Tulsa	12/13/2025	70-83	L	22-56	.393	6-18	.333	18-26	.692	8	17	25	36.7	23	14	11	3	8	70	73.6
Sam Houston	12/21/2025	87-78	W	35-68	.515	9-24	.375	8-11	.727	7	28	35	36.5	20	13	7	5	5	87	74.9
Southwest (NM)	12/28/2025	104-33	W	40-78	.513	10-30	.333	14-18	.778	22	40	62	38.8	14	26	11	6	14	104	77.5
at FIU	01/02/2026	74-89	L	28-57	.491	10-28	.357	8-12	.667	6	20	26	37.8	22	15	15	4	8	74	77.3
at Missouri St.	01/04/2026	82-89	L	28-61	.459	7-18	.389	19-23	.826	13	22	35	37.5	27	9	12	6	6	82	77.6
Western Ky.	01/08/2026	80-64	W	22-56	.393	10-23	.435	26-34	.765	17	32	49	38.4	15	11	11	3	4	80	77.8
Middle Tenn.	01/10/2026	55-59	L	18-52	.346	6-25	.240	13-22	.591	8	29	37	38.3	17	11	11	1	5	55	76.3
at Liberty	01/15/2026	71-73	L	29-61	.475	11-25	.440	2-4	.500	11	21	32	37.9	15	13	7	4	3	71	75.9
at Delaware	01/17/2026	97-68	W	36-63	.571	14-28	.500	11-11	1.000	9	26	35	37.7	20	20	4	3	5	97	77.2
Missouri St.	01/22/2026	75-84	L	27-62	.435	6-23	.261	15-20	.750	11	17	28	37.2	22	10	5	4	6	75	77.1
FIU	01/24/2026	78-81	L	25-72	.347	10-27	.370	18-27	.667	22	33	55	38.1	18	12	15	2	4	78	77.1
Delaware	01/28/2026	64-73	L	24-58	.414	10-30	.333	6-8	.750	12	17	29	37.7	11	17	10	1	6	64	76.5
at Kennesaw St.	01/31/2026	53-76	L	12-48	.250	2-16	.125	27-35	.771	10	20	30	37.3	25	6	12	3	7	53	75.3
at Louisiana Tech	02/04/2026	72-63	W	27-55	.491	8-20	.400	10-15	.667	11	24	35	37.2	19	15	12	3	9	72	75.2
at UTEP	02/07/2026	88-91	Lot	32-72	.444	10-24	.417	14-23	.609	13	29	42	37.4	26	15	10	2	8	88	75.7
Liberty	02/11/2026	75-77	L	30-63	.476	8-27	.296	7-7	1.000	10	27	37	37.4	12	14	10	4	5	75	75.7
at Jacksonville St.	02/14/2026	79-70	W	22-51	.431	9-24	.375	26-31	.839	9	33	42	37.6	19	16	8	4	1	79	75.8
Total		1896		658-1504	.438	201-587	.342	377-516	.731	305	634	939	37.6	496	340	268	83	169	1896	75.8
Opponents		1778		572-1406	.407	186-601	.309	448-609	.736	265	597	862	34.5	420	280	284	86	151	1778	71.1

## New Mexico St. Averages

Games Played	Points/game	FG Pct	3FG Pct	FT Pct	Rebounds/game	Assists/game	Turnovers/game	Assist/Turnover ratio	Steals/game	Blocks/game
25	75.8	43.8	34.2	73.1	37.6	13.6	10.7	1.3	6.8	3.3

# 2025-26 NM STATE POINTS-REBOUNDS-ASSISTS

Opponent	Date	Score		0	1	3	4	5	7	8	9	11	12	20
				MIMS,JULIU	PICKENS,GA	MULLEN,KYR	OSBORNE,JA	TERRELL,CH	EAGLESTAFF	RANDALL,JA	WRZESZCZ,A	ELLIOTT,EL	VILLEGAS,C	DOYLE,AMAR
Adams St.	11/04/2025	83-72	W	12-8-2	6-4-5	0-2-0	4-3-0	3-1-2	DNP	7-4-0	5-0-1	5-2-1	DNP	DNP
N.M. Highlands	11/11/2025	74-58	W	DNP	2-1-3	2-2-0	2-3-1	6-1-1	DNP	4-3-2	15-2-0	3-0-0	DNP	DNP
New Mexico	11/15/2025	76-68	W	8-8-1	4-3-1	DNP	2-3-0	4-0-3	DNP	10-2-2	16-0-3	11-4-4	DNP	DNP
Samford	11/21/2025	81-72	W	17-11-1	3-7-8	10-3-1	4-2-2	2-1-0	DNP	10-3-0	7-1-2	8-0-1	DNP	DNP
vs UC Irvine	11/25/2025	57-45	W	4-5-1	9-1-2	7-8-0	10-5-0	3-1-1	DNP	7-8-1	3-1-0	2-1-0	DNP	DNP
vs Georgia St.	11/26/2025	77-58	W	6-11-0	4-1-2	6-5-0	7-7-0	11-3-3	0-0-0	9-5-3	3-0-0	11-1-2	0-0-0	3-0-0
vs South Alabama	12/02/2025	75-77	L	2-2-0	2-3-3	2-5-0	2-5-2	4-1-1	DNP	21-2-0	4-2-4	18-0-3	DNP	DNP
at Abilene Christian	12/06/2025	69-77	L	10-4-1	5-0-2	13-2-1	0-0-0	4-4-4	DNP	2-3-0	5-1-0	5-2-2	DNP	DNP
vs Tulsa	12/13/2025	70-83	L	16-5-0	0-1-4	0-1-0	3-1-1	0-0-0	DNP	7-2-1	8-0-2	7-5-2	DNP	DNP
Sam Houston	12/21/2025	87-78	W	9-9-0	4-2-0	4-5-2	2-2-2	4-3-3	DNP	16-1-2	11-3-1	18-1-2	DNP	DNP
Southwest (NM)	12/28/2025	104-33	W	17-6-0	4-1-9	12-8-0	4-11-0	12-4-9	DNP	10-4-1	9-8-3	DNP	4-2-0	3-4-0
at FIU	01/02/2026	74-89	L	7-3-0	8-1-1	DNP	10-3-3	7-4-2	DNP	5-2-1	15-2-3	14-3-2	DNP	DNP
at Missouri St.	01/04/2026	82-89	L	22-14-0	5-1-3	1-4-0	10-3-1	0-0-0	DNP	3-1-0	5-3-0	16-1-2	DNP	DNP
Western Ky.	01/08/2026	80-64	W	8-15-0	4-2-6	10-8-1	5-4-0	2-0-0	DNP	12-2-0	3-3-0	12-4-2	DNP	DNP
Middle Tenn.	01/10/2026	55-59	L	5-7-1	4-2-3	1-7-2	3-2-0	DNP	DNP	8-5-0	6-2-0	2-1-3	DNP	DNP
at Liberty	01/15/2026	71-73	L	8-6-2	0-0-0	0-0-0	10-12-1	6-2-5	DNP	4-2-0	16-2-1	12-2-2	DNP	DNP
at Delaware	01/17/2026	97-68	W	13-10-2	3-0-0	3-3-2	6-7-0	5-2-3	0-0-0	15-3-2	16-0-1	14-1-4	0-0-1	3-1-0
Missouri St.	01/22/2026	75-84	L	17-8-0	DNP	6-1-0	11-3-0	0-0-0	DNP	7-4-0	0-2-1	6-3-7	DNP	DNP
FIU	01/24/2026	78-81	L	9-13-1	0-0-2	5-8-0	6-4-0	0-2-1	DNP	8-5-0	7-0-0	26-2-3	DNP	DNP
Delaware	01/28/2026	64-73	L	12-9-3	0-0-4	0-2-1	6-5-2	3-0-0	DNP	14-4-2	20-3-1	3-1-3	DNP	DNP
at Kennesaw St.	01/31/2026	53-76	L	10-10-0	2-0-1	0-2-0	4-3-0	7-0-0	0-0-0	1-0-1	2-2-0	4-2-2	0-0-0	DNP
at Louisiana Tech	02/04/2026	72-63	W	13-12-0	8-0-3	DNP	7-4-0	6-0-2	DNP	3-2-0	1-4-3	8-2-2	DNP	DNP
at UTEP	02/07/2026	88-91	Lot	6-12-0	13-1-4	7-3-0	8-9-0	2-1-1	DNP	8-0-0	14-4-2	4-2-4	DNP	DNP
Liberty	02/11/2026	75-77	L	21-13-0	3-1-0	0-1-1	4-7-1	12-3-6	DNP	2-2-1	8-3-0	2-3-1	DNP	DNP
at Jacksonville St.	02/14/2026	79-70	W	13-17-1	4-1-3	0-2-0	6-5-0	3-1-3	DNP	20-1-0	5-1-2	12-3-4	DNP	DNP





## 2024-25 NM STATE GAME-BY-GAME QUICK FACTS

## Game Records

Record	Overall	Home	Away	Neutral
ALL GAMES	12-13	7-5	3-6	2-2
CONFERENCE	5-10	2-5	3-5	0-0
NON-CONFERENCE	7-3	5-0	0-1	2-2

## Team Results

Date	Opponent		Score	Att.	High Points	High Rebounds
11/04/2025	Adams St.	W	83-72	4683	(23) JONES, Jemel	(9) JONES, Jemel
11/11/2025	N.M. Highlands	W	74-58	3856	(24) JONES, Jemel	(6) EKWE, Augustine
11/15/2025	New Mexico	W	76-68	8106	(16) WRZESZCZ, Anthony	(8) MIMS, Julius
11/21/2025	Samford	W	81-72	4484	(17) MIMS, Julius	(11) MIMS, Julius
11/25/2025	vs UC Irvine	W	57-45	0	(12) JONES, Jemel	(8) MULLEN, Kyrese
						(8) RANDALL, Jayland
11/26/2025	vs Georgia St.	W	77-58	0	(12) JONES, Jemel	(11) MIMS, Julius
12/02/2025	vs South Alabama	L	75-77	195	(21) RANDALL, Jayland	(9) JONES, Jemel
12/06/2025	at Abilene Christian	L	69-77	923	(19) JONES, Jemel	(4) MIMS, Julius
						(4) TERRELL, Chris
						(4) JONES, Jemel
12/13/2025	vs Tulsa	L	70-83	1342	(16) MIMS, Julius	(5) ELLIOTT, Elijah
						(5) MIMS, Julius
12/21/2025	Sam Houston	W	87-78	4125	(18) ELLIOTT, Elijah	(9) MIMS, Julius
12/28/2025	Southwest (NM)	W	104-33	3741	(19) JONES, Jemel	(11) OSBORNE, Jae'Coby
01/02/2026	at FIU	L	74-89	431	(15) WRZESZCZ, Anthony	(4) TERRELL, Chris
01/04/2026	at Missouri St.	L	82-89	2075	(22) MIMS, Julius	(14) MIMS, Julius
01/08/2026	Western Ky.	W	80-64	3603	(24) JONES, Jemel	(15) MIMS, Julius
01/10/2026	Middle Tenn.	L	55-59	4047	(16) JONES, Jemel	(7) MULLEN, Kyrese
						(7) MIMS, Julius
01/15/2026	at Liberty	L	71-73	2580	(16) WRZESZCZ, Anthony	(12) OSBORNE, Jae'Coby
01/17/2026	at Delaware	W	97-68	2560	(19) JONES, Jemel	(10) MIMS, Julius
01/22/2026	Missouri St.	L	75-84	5664	(28) JONES, Jemel	(8) MIMS, Julius
01/24/2026	FIU	L	78-81	5682	(26) ELLIOTT, Elijah	(13) MIMS, Julius
01/28/2026	Delaware	L	64-73	5538	(20) WRZESZCZ, Anthony	(9) MIMS, Julius
01/31/2026	at Kennesaw St.	L	53-76	1377	(13) JONES, Jemel	(10) MIMS, Julius
02/04/2026	at Louisiana Tech	W	72-63	2127	(26) JONES, Jemel	(12) MIMS, Julius
02/07/2026	at UTEP	Lot	88-91	7862	(26) JONES, Jemel	(12) MIMS, Julius
02/11/2026	Liberty	L	75-77	5236	(23) JONES, Jemel	(13) MIMS, Julius
02/14/2026	at Jacksonville St.	W	79-70	894	(20) RANDALL, Jayland	(17) MIMS, Julius

## Attendance Summary

	Games	Attend	Avg/Game
Home	12	58765	4897
Away	9	20829	2314
Neutral	4	1537	384
<b>Total</b>	<b>25</b>	<b>81131</b>	<b>3245</b>





## INDIVIDUAL SINGLE-GAME HIGHS | NM STATE

### New Mexico St. - Individual Game Highs

<b>POINTS</b>	28		Jemel Jones vs Missouri St. (01/22/2026)
	26		Jemel Jones at UTEP (02/07/2026)
	26		Jemel Jones at Louisiana Tech (02/04/2026)
	26		Elijah Elliott vs FIU (01/24/2026)
	24		Jemel Jones vs Western Ky. (01/08/2026)
	24		Jemel Jones vs N.M. Highlands (11/11/2025)
<b>FIELD GOALS MADE</b>	10		Julius Mims vs Liberty (02/11/2026)
	10		Jemel Jones vs Liberty (02/11/2026)
	10		Jemel Jones at Louisiana Tech (02/04/2026)
<b>FIELD GOAL ATTEMPTS</b>	20		Jayland Randall vs Delaware (01/28/2026)
	19		Jemel Jones vs Liberty (02/11/2026)
<b>FIELD GOAL PERCENTAGE (min 5 made)</b>	1.000	(7-7)	Julius Mims vs Samford (11/21/2025)
	1.000	(6-6)	Julius Mims at Delaware (01/17/2026)
	1.000	(5-5)	Jae'Coby Osborne vs Missouri St. (01/22/2026)
<b>3 PT FG MADE</b>	6		Anthony Wrzeszcz vs Delaware (01/28/2026)
	6		Elijah Elliott vs South Alabama (N) (12/02/2025)
<b>3 PT FG ATTEMPTS</b>	12		Anthony Wrzeszcz vs Delaware (01/28/2026)
	12		Anthony Wrzeszcz at FIU (01/02/2026)
	12		Elijah Elliott vs South Alabama (N) (12/02/2025)
<b>3 PT FG PERCENTAGE (min 2 made)</b>	1.000	(3-3)	Jemel Jones vs Southwest (NM) (12/28/2025)
	1.000	(2-2)	Jayland Randall vs Tulsa (N) (12/13/2025)
	1.000	(2-2)	Julius Mims vs Samford (11/21/2025)
<b>FREE THROWS MADE</b>	12		Elijah Elliott at Jacksonville St. (02/14/2026)
	11		Jemel Jones vs Western Ky. (01/08/2026)
<b>FREE THROW ATTEMPTS</b>	12		Elijah Elliott at Jacksonville St. (02/14/2026)
	12		Jemel Jones vs Western Ky. (01/08/2026)
<b>FREE THROW PERCENTAGE (min 3 made)</b>	1.000	(12-12)	Elijah Elliott at Jacksonville St. (02/14/2026)
	1.000	(8-8)	Jemel Jones at Missouri St. (01/04/2026)
	1.000	(6-6)	Jayland Randall vs Southwest (NM) (12/28/2025)
	1.000	(5-5)	Jayland Randall at Delaware (01/17/2026)
	1.000	(5-5)	Kyrese Mullen at Abilene Christian (12/06/2025)
	1.000	(4-4)	Gabe Pickens at Louisiana Tech (02/04/2026)
	1.000	(4-4)	Jemel Jones at Louisiana Tech (02/04/2026)
	1.000	(4-4)	Elijah Elliott at Kennesaw St. (01/31/2026)
	1.000	(4-4)	Augustine Ekwe at Kennesaw St. (01/31/2026)
	1.000	(4-4)	Jemel Jones vs FIU (01/24/2026)
	1.000	(4-4)	Jemel Jones at Delaware (01/17/2026)
	1.000	(4-4)	Julius Mims vs Tulsa (N) (12/13/2025)
	1.000	(4-4)	Jemel Jones vs UC Irvine (N) (11/25/2025)
	1.000	(4-4)	Jemel Jones vs N.M. Highlands (11/11/2025)
	1.000	(4-4)	Gabe Pickens vs Adams St. (11/04/2025)
	1.000	(3-3)	Chris Terrell vs Liberty (02/11/2026)
	1.000	(3-3)	Chris Terrell vs Southwest (NM) (12/28/2025)
	1.000	(3-3)	Anthony Wrzeszcz vs Tulsa (N) (12/13/2025)
	1.000	(3-3)	Jayland Randall vs South Alabama (N) (12/02/2025)
	1.000	(3-3)	Chris Terrell vs UC Irvine (N) (11/25/2025)
<b>REBOUNDS</b>	17		Julius Mims at Jacksonville St. (02/14/2026)
	15		Julius Mims vs Western Ky. (01/08/2026)
<b>ASSISTS</b>	9		Chris Terrell vs Southwest (NM) (12/28/2025)
	9		Gabe Pickens vs Southwest (NM) (12/28/2025)
<b>STEALS</b>	5		Chris Terrell vs Southwest (NM) (12/28/2025)
	5		Chris Terrell vs N.M. Highlands (11/11/2025)





## INDIVIDUAL SINGLE-GAME HIGHS | OPPONENTS

2025-26 New Mexico St. Men's Basketball  
Player Highs Analysis  
All gamesPage 3/4  
as of Feb 19, 2026

## Opponent - Individual Game Highs

POINTS	32		Kobi Williams at Missouri St. (01/04/2026)
	29		Tylen Riley vs Tulsa (N) (12/13/2025)
	26		Keith Palek III vs Missouri St. (01/22/2026)
	25		Corey Stephenson vs FIU (01/24/2026)
	25		Tyler Houser at Delaware (01/17/2026)
FIELD GOALS MADE	8		Jacoby Hill at Jacksonville St. (02/14/2026)
	8		Christian Bliss vs Delaware (01/28/2026)
	8		Michael Osei-Bonsu vs Missouri St. (01/22/2026)
	8		Tyler Houser at Delaware (01/17/2026)
	8		Kobi Williams at Missouri St. (01/04/2026)
FIELD GOAL ATTEMPTS	16		Jacoby Hill at Jacksonville St. (02/14/2026)
	16		Kaseem Watson at UTEP (02/07/2026)
	16		Bradyn Hubbard at Abilene Christian (12/06/2025)
	16		Joah Chappelle vs Georgia St. (N) (11/26/2025)
	16		Micah Tucker vs Georgia St. (N) (11/26/2025)
FIELD GOAL PERCENTAGE (min 5 made)	.857	(6-7)	JJ Harper at Liberty (01/15/2026)
	.800	(8-10)	Christian Bliss vs Delaware (01/28/2026)
3 PT FG MADE	7		Kobi Williams at Missouri St. (01/04/2026)
	5		Scooter Williams Jr. at Louisiana Tech (02/04/2026)
3 PT FG ATTEMPTS	11		Kaden Metheny vs Liberty (02/11/2026)
	11		Kaseem Watson at UTEP (02/07/2026)
3 PT FG PERCENTAGE (min 2 made)	1.000	(3-3)	Brit Harris at FIU (01/02/2026)
	1.000	(2-2)	Christian Bliss vs Delaware (01/28/2026)
	1.000	(2-2)	Kade Unseld vs Western Ky. (01/08/2026)
	1.000	(2-2)	Joseph Venzant at Abilene Christian (12/06/2025)
FREE THROWS MADE	13		Tylen Riley vs Tulsa (N) (12/13/2025)
	12		Jamal West Jr. at UTEP (02/07/2026)
	12		Keith Palek III vs Missouri St. (01/22/2026)
	12		Jarmell Johnson vs Adams St. (11/04/2025)
FREE THROW ATTEMPTS	20		Jamal West Jr. at UTEP (02/07/2026)
	16		Derin Saran vs UC Irvine (N) (11/25/2025)
FREE THROW PERCENTAGE (min 3 made)	1.000	(13-13)	Tylen Riley vs Tulsa (N) (12/13/2025)
	1.000	(11-11)	Chaze Harris vs South Alabama (N) (12/02/2025)
	1.000	(7-7)	Justyn Fernandez vs Delaware (01/28/2026)
	1.000	(7-7)	Bradyn Hubbard at Abilene Christian (12/06/2025)
	1.000	(6-6)	Zawdie Jackson at FIU (01/02/2026)
	1.000	(6-6)	Myles Rigsby vs Tulsa (N) (12/13/2025)
	1.000	(5-5)	Christian Bliss vs Delaware (01/28/2026)
	1.000	(5-5)	Tyler Houser at Delaware (01/17/2026)
	1.000	(5-5)	Trey Williams Jr at Missouri St. (01/04/2026)
	1.000	(5-5)	Yaniel Rivera at Abilene Christian (12/06/2025)
	1.000	(4-4)	Darius Washington III at Kennesaw St. (01/31/2026)
	1.000	(4-4)	Zawdie Jackson vs FIU (01/24/2026)
	1.000	(4-4)	Terrion Murdix vs Western Ky. (01/08/2026)
	1.000	(4-4)	Miles Barnstable vs Tulsa (N) (12/13/2025)
	1.000	(4-4)	Jaxon Pollard vs Samford (11/21/2025)
	1.000	(4-4)	Marcus Pierce vs N.M. Highlands (11/11/2025)
	1.000	(3-3)	Jacoby Hill at Jacksonville St. (02/14/2026)
	1.000	(3-3)	JJ Harper vs Liberty (02/11/2026)
	1.000	(3-3)	JJ Harper at Liberty (01/15/2026)
	1.000	(3-3)	Kyle Evans vs UC Irvine (N) (11/25/2025)
REBOUNDS	14		Zach Cleveland vs Liberty (02/11/2026)
	13		Tomislav Buljan vs New Mexico (11/15/2025)
ASSISTS	7		RJ Johnson at Kennesaw St. (01/31/2026)
	7		Zach Cleveland at Liberty (01/15/2026)



## SINGLE-GAME SEASON HIGHS | NM STATE

2025-26 New Mexico St. Men's Basketball  
Team High/Low Analysis  
All gamesPage 1/4  
as of Feb 19, 2026

## New Mexico St. - Game Highs

POINTS	104		Southwest (NM) (12/28/2025)
	97		at Delaware (01/17/2026)
	88		at UTEP (02/07/2026)
	87		Sam Houston (12/21/2025)
	83		Adams St. (11/04/2025)
FIELD GOALS MADE	40		Southwest (NM) (12/28/2025)
	36		at Delaware (01/17/2026)
FIELD GOAL ATTEMPTS	78		Southwest (NM) (12/28/2025)
	76		vs Georgia St. (N) (11/26/2025)
FIELD GOAL PERCENTAGE	.571	(36-63)	at Delaware (01/17/2026)
	.544	(31-57)	Samford (11/21/2025)
3 PT FG MADE	14		at Delaware (01/17/2026)
	11		at Liberty (01/15/2026)
3 PT FG ATTEMPTS	37		vs South Alabama (N) (12/02/2025)
	32		New Mexico (11/15/2025)
3 PT FG PERCENTAGE	.500	(14-28)	at Delaware (01/17/2026)
	.440	(11-25)	at Liberty (01/15/2026)
FREE THROWS MADE	27		at Kennesaw St. (01/31/2026)
	27		at Abilene Christian (12/06/2025)
FREE THROW ATTEMPTS	36		Adams St. (11/04/2025)
	35		at Kennesaw St. (01/31/2026)
	35		at Abilene Christian (12/06/2025)
FREE THROW PERCENTAGE	1.000	(11-11)	at Delaware (01/17/2026)
	1.000	(7-7)	Liberty (02/11/2026)
REBOUNDS	62		Southwest (NM) (12/28/2025)
	55		FIU (01/24/2026)
ASSISTS	26		Southwest (NM) (12/28/2025)
	20		at Delaware (01/17/2026)
STEALS	15		Adams St. (11/04/2025)
	14		Southwest (NM) (12/28/2025)
BLOCKED SHOTS	6		at Missouri St. (01/04/2026)
	6		Southwest (NM) (12/28/2025)
TURNOVERS	21		vs UC Irvine (N) (11/25/2025)
	15		FIU (01/24/2026)
	15		at FIU (01/02/2026)
	15		Adams St. (11/04/2025)
FOULS	27		at Missouri St. (01/04/2026)
	26		at UTEP (02/07/2026)
	26		vs UC Irvine (N) (11/25/2025)





## SINGLE-GAME SEASON HIGHS | OPPONENTS

2025-26 New Mexico St. Men's Basketball  
Team High/Low Analysis  
All gamesPage 2/4  
as of Feb 19, 2026

## Opponent - Game Highs

POINTS	91		at UTEP (02/07/2026)
	89		at Missouri St. (01/04/2026)
	89		at FIU (01/02/2026)
	84		Missouri St. (01/22/2026)
	83		vs Tulsa (N) (12/13/2025)
FIELD GOALS MADE	31		at FIU (01/02/2026)
	29		Liberty (02/11/2026)
FIELD GOAL ATTEMPTS	69		at UTEP (02/07/2026)
	68		Western Ky. (01/08/2026)
	68		Sam Houston (12/21/2025)
FIELD GOAL PERCENTAGE	.542	(26-48)	at Liberty (01/15/2026)
	.532	(25-47)	Delaware (01/28/2026)
3 PT FG MADE	12		vs Tulsa (N) (12/13/2025)
	11		Liberty (02/11/2026)
	11		at UTEP (02/07/2026)
3 PT FG ATTEMPTS	33		vs Georgia St. (N) (11/26/2025)
	32		Liberty (02/11/2026)
	32		at UTEP (02/07/2026)
	32		Southwest (NM) (12/28/2025)
3 PT FG PERCENTAGE	.476	(10-21)	at Missouri St. (01/04/2026)
	.471	(8-17)	at Abilene Christian (12/06/2025)
FREE THROWS MADE	32		vs South Alabama (N) (12/02/2025)
	29		at Missouri St. (01/04/2026)
	29		vs Tulsa (N) (12/13/2025)
FREE THROW ATTEMPTS	39		at Missouri St. (01/04/2026)
	39		vs South Alabama (N) (12/02/2025)
FREE THROW PERCENTAGE	1.000	(15-15)	Delaware (01/28/2026)
	.889	(8-9)	Liberty (02/11/2026)
REBOUNDS	49		at UTEP (02/07/2026)
	43		Sam Houston (12/21/2025)
ASSISTS	19		at FIU (01/02/2026)
	16		at Liberty (01/15/2026)
	16		vs Tulsa (N) (12/13/2025)
STEALS	11		FIU (01/24/2026)
	9		at FIU (01/02/2026)
	9		vs South Alabama (N) (12/02/2025)
	9		vs UC Irvine (N) (11/25/2025)
BLOCKED SHOTS	14		Adams St. (11/04/2025)
	8		at UTEP (02/07/2026)
TURNOVERS	22		Southwest (NM) (12/28/2025)
	22		Adams St. (11/04/2025)
FOULS	24		at Abilene Christian (12/06/2025)
	24		Adams St. (11/04/2025)







## SINGLE-GAME SEASON LOWS | NM STATE

2025-26 New Mexico St. Men's Basketball  
Team High/Low Analysis  
All gamesPage 3/4  
as of Feb 19, 2026

## New Mexico St. - Game Lows

POINTS	53		at Kennesaw St. (01/31/2026)
	55		Middle Tenn. (01/10/2026)
	57		vs UC Irvine (N) (11/25/2025)
	64		Delaware (01/28/2026)
	69		at Abilene Christian (12/06/2025)
FIELD GOALS MADE	12		at Kennesaw St. (01/31/2026)
	18		Middle Tenn. (01/10/2026)
	18		at Abilene Christian (12/06/2025)
	18		vs UC Irvine (N) (11/25/2025)
FIELD GOAL ATTEMPTS	48		at Kennesaw St. (01/31/2026)
	48		at Abilene Christian (12/06/2025)
	48		vs UC Irvine (N) (11/25/2025)
FIELD GOAL PERCENTAGE	.250	(12-48)	at Kennesaw St. (01/31/2026)
	.346	(18-52)	Middle Tenn. (01/10/2026)
3 PT FG MADE	2		at Kennesaw St. (01/31/2026)
	2		vs UC Irvine (N) (11/25/2025)
3 PT FG ATTEMPTS	15		Adams St. (11/04/2025)
	16		at Kennesaw St. (01/31/2026)
	16		vs UC Irvine (N) (11/25/2025)
	16		Samford (11/21/2025)
3 PT FG PERCENTAGE	.125	(2-16)	at Kennesaw St. (01/31/2026)
	.125	(2-16)	vs UC Irvine (N) (11/25/2025)
FREE THROWS MADE	2		at Liberty (01/15/2026)
	6		Delaware (01/28/2026)
FREE THROW ATTEMPTS	4		at Liberty (01/15/2026)
	7		Liberty (02/11/2026)
FREE THROW PERCENTAGE	.500	(2-4)	at Liberty (01/15/2026)
	.591	(13-22)	Middle Tenn. (01/10/2026)
REBOUNDS	25		vs Tulsa (N) (12/13/2025)
	26		at FIU (01/02/2026)
ASSISTS	5		vs UC Irvine (N) (11/25/2025)
	6		at Kennesaw St. (01/31/2026)
STEALS	1		at Jacksonville St. (02/14/2026)
	1		Samford (11/21/2025)
BLOCKED SHOTS	1		Delaware (01/28/2026)
	1		Middle Tenn. (01/10/2026)
TURNOVERS	4		at Delaware (01/17/2026)
	5		Missouri St. (01/22/2026)
FOULS	11		Delaware (01/28/2026)
	12		Liberty (02/11/2026)



SINGLE-GAME SEASON LOWS | OPPONENTS



2025-26 New Mexico St. Men's Basketball  
Team High/Low Analysis  
All games

Page 4/4  
as of Feb 19, 2026

Opponent - Game Lows

POINTS	33		Southwest (NM) (12/28/2025)
	45		vs UC Irvine (N) (11/25/2025)
	58		vs Georgia St. (N) (11/26/2025)
	58		N.M. Highlands (11/11/2025)
	59		Middle Tenn. (01/10/2026)
FIELD GOALS MADE	12		Southwest (NM) (12/28/2025)
	12		vs UC Irvine (N) (11/25/2025)
FIELD GOAL ATTEMPTS	44		vs Tulsa (N) (12/13/2025)
	45		vs South Alabama (N) (12/02/2025)
	45		vs UC Irvine (N) (11/25/2025)
	45		N.M. Highlands (11/11/2025)
FIELD GOAL PERCENTAGE	.200	(12-60)	Southwest (NM) (12/28/2025)
	.267	(12-45)	vs UC Irvine (N) (11/25/2025)
3 PT FG MADE	2		vs UC Irvine (N) (11/25/2025)
	4		Middle Tenn. (01/10/2026)
	4		Southwest (NM) (12/28/2025)
3 PT FG ATTEMPTS	13		vs South Alabama (N) (12/02/2025)
	15		at Liberty (01/15/2026)
3 PT FG PERCENTAGE	.125	(4-32)	Southwest (NM) (12/28/2025)
	.125	(2-16)	vs UC Irvine (N) (11/25/2025)
FREE THROWS MADE	5		Southwest (NM) (12/28/2025)
	8		Liberty (02/11/2026)
FREE THROW ATTEMPTS	9		Liberty (02/11/2026)
	11		Southwest (NM) (12/28/2025)
FREE THROW PERCENTAGE	.455	(5-11)	Southwest (NM) (12/28/2025)
	.560	(14-25)	at Louisiana Tech (02/04/2026)
REBOUNDS	24		at Delaware (01/17/2026)
	25		vs UC Irvine (N) (11/25/2025)
ASSISTS	4		vs UC Irvine (N) (11/25/2025)
	6		Southwest (NM) (12/28/2025)
STEALS	1		at Delaware (01/17/2026)
	2		Missouri St. (01/22/2026)
BLOCKED SHOTS	0		at Liberty (01/15/2026)
	1		at Jacksonville St. (02/14/2026)
	1		Missouri St. (01/22/2026)
	1		at Delaware (01/17/2026)
	1		New Mexico (11/15/2025)
TURNOVERS	3		at Jacksonville St. (02/14/2026)
	3		Samford (11/21/2025)
FOULS	7		Delaware (01/28/2026)
	8		at Liberty (01/15/2026)



## Single Game Highs

Statistic	Value	
Points	23	at UC Riverside 12/21/23
Rebounds	17	at Jacksonville St. 02/14/26
Assists	5	vs Pacific Lutheran 11/17/23
Steals	5	vs Idaho St. 02/17/24
Blocks	5	vs Northern Ariz. 01/25/24
FG Made	10	at Weber St. 01/20/24, vs Liberty 02/11/26
FG Attempts	14	vs UC San Diego 11/24/23
3FG Made	3	vs Sacramento St. 12/28/23
3FG Attempts	5	at UC Riverside 12/21/23
FT Made	6	vs Eastern Wash. 01/13/24, at Abilene Christian 12/06/25
FT Attempts	10	vs Evergreen St. 11/19/24

# JULIUS O MIMS

Graduate Student  
Forward • 6-9  
Billings, Mont. | Idaho



**2024-25 (Idaho):** Appeared in 31 of 33 games for Idaho, starting 30 ... Averaged 8.6 points and a team-high 6.3 rebounds per game while shooting a team-best 66.1 percent from the field ... Led the Vandals with 33 blocks ... Posted a season-high 21 points on 8-11 shooting versus Evergreen State (Nov. 19) ... Grabbed 13 rebounds in back-to-back games against Idaho State (Feb. 27) and Weber State (Mar. 3), including a season-best 11 defensive boards versus Weber and a career-high six offensive boards versus Idaho State.

**2023-24 (Idaho)::** Started all 32 games, averaging 27.6 minutes, 11.1 points, and a team-leading 7.2 rebounds per contest ... Shot 63.3 percent from the field, 33.3 percent from three, and 55.9 percent from the free throw line ... Scored in double figures 18 times, including a Division I career-high 23 points against UC Riverside (Dec. 21) ... Tallied five double-doubles, including a 15-point, 14-rebound performance in a road win over Montana State (Feb. 3) ... Led Idaho in eight categories: field goals made (150), FG% (63.3), rebounds per game (7.2), total rebounds (229), defensive rebounds (5.4), offensive rebounds (1.8), blocks (48), and steals (34) ... First Vandal since 2017-18 to collect 14+ rebounds in three games in one season.

**2021-23 (North Idaho College):** Started all 24 games as a sophomore, averaging 16.9 points, 9.9 rebounds, and 1.8 blocks per game ... Shot 58.3 percent from the field and 41.3 percent from three-point range ... Scored in double figures in 23 of 24 games, including a career-best 29 points at Spokane CC (Jan. 21, 2023) ... Named 2023 NWAC East Region Defensive Player of the Year and First Team All-Region for the second straight year ... Also earned 2022-23 All-American honors from the National Association of Basketball Coaches ... Helped lead the Cardinals to a 28-0 record and the No. 1 seed at the NWAC Tournament ... As a freshman, started 20 of 21 games and averaged 17.4 points, 9.1 rebounds, and 0.9 blocks.

**High School:** Three-year varsity letterwinner at Skyview High School (Billings, Mont.) ... Two-time All-State and First Team All-Conference selection ... Averaged 17 points, 10 rebounds, and four blocks per game ... Helped Skyview to a co-championship finish at the 2020 Montana State AA Tournament ... Named the 2019-20 Gatorade Montana Boys Basketball Player of the Year ... Captured the 2019 Montana State AA title in the high jump, clearing 6'9".

## MIMS'S CAREER STATS | ALL GAMES

				Field Goals		3-Point		F-Throws		Rebounds									Scoring	
SEASON	TEAM	GP-GS	MIN/AVG	FG-FGA	FG%	3FG-3FGA	3FG%	FT-FTA	FT%	OFF	DEF	TOT	AVG	PF-FO	A	TO	BLK	STL	PTS	AVG
2023-24	UI	32-32	882/27.6	150-237	.633	18-54	.333	38-68	.559	56	173	229	7.2	78-2	33	44	48	34	356	11.1
2024-25	UI	31-30	639/20.6	111-168	.661	2-8	.250	42-76	.553	64	132	196	6.3	100-5	24	45	33	17	266	8.6
2025-26	NMSU	24-24	670/27.9	109-186	.586	10-27	.370	37-58	.638	69	149	218	9.1	53-2	16	26	18	10	265	11.0
TOTAL FOR NMSU		24-24	670/27.9	109-186	.586	10-27	.370	37-58	.638	69	149	218	9.1	53-2	16	26	18	10	265	11.0
TOTAL		87-86	2191/25.2	370-591	.626	30-89	.337	117-202	.579	189	454	643	7.4	231-9	73	115	99	61	887	10.2





1

GABE  
PICKENS

Sophomore  
Guard • 6-0  
Phoneix, Ariz. | Dream City

Single Game Highs		
Statistic	Value	
Points	14	at UNLV 11/23/24
Rebounds	7	vs Samford 11/21/25
Assists	9	vs Southwest (NM) 12/28/25
Steals	2	5 times
FG Made	5	at UTEP 02/07/26
FG Attempts	9	at UTEP 02/07/26
3FG Made	2	5 times
3FG Attempts	5	at Western Ky. 02/01/25
FT Made	6	at UNLV 11/23/24
FT Attempts	10	at UNLV 11/23/24

**2024-25 (NM State):** Appeared in 30 of the Aggies’ 32 games, leading all freshmen with an average of 11.3 minutes per contest ... Scored a season-high 14 points at UNLV (Nov. 23), adding two rebounds and two assists while going 2-for-2 from three-point range ... Tallied a season-best five assists versus Kennesaw State (Jan. 23) ... Recorded a season-high two steals against LA Tech (Jan. 4).

**High School:** Pickens was a three-star recruit coming out of high school... was ranked 28th best player in Arizona and 38th best point guard in the 2024 recruiting class... in his senior year at Dream City he averaged 12 points, 5 assists and 2 steals per game... was a Mcdonald’s All-American nominee... named a two-time Grind Session MVP and the 2023 Flight Club Tournament MVP... in his sophomore year at Millennium High School he was named to the 5A All-Region First Team and the Conference Defensive POY after averaging 11 points, 6.1 assists and 2.4 steals per game.


PICKENS’S CAREER STATS | ALL GAMES

				Field Goals		3-Point		F-Throws		Rebounds											Scoring	
SEASON	TEAM	GP-GS	MIN/AVG	FG-FGA	FG%	3FG-3FGA	3FG%	FT-FTA	FT%	OFF	DEF	TOT	AVG	PF-FO	A	TO	BLK	STL	PTS	AVG		
2024-25	NMSU	30-0	336/11.2	21-64	.328	8-30	.267	21-30	.700	2	26	28	0.9	28-0	58	40	0	11	71	2.4		
2025-26	NMSU	24-17	441/18.4	32-92	.348	10-38	.263	23-33	.697	4	29	33	1.4	52-0	69	42	0	16	97	4.0		
TOTAL		54-17	778/14.4	53-156	.340	18-68	.265	44-63	.698	6	55	61	1.1	80-0	127	82	0	27	168	3.1		



**OMARR 2  
SMITH**

Freshman  
Guard • 6-4  
Baltimore, MD. | City College HS



**High School:** Four-year varsity player who began his career at Archbishop Curley before transferring to City College for his final two seasons ... As a senior, helped guide the Knights to a 22-5 record while averaging 20.4 points, 8.8 rebounds, and 4.0 assists per game ... Delivered 20 points, seven rebounds, and three steals in the state championship game to help secure the title ... Earned First Team All-Metro honors in back-to-back seasons.

**SMITH'S CAREER STATS | ALL GAMES**



# 3 KYRESE MULLEN

**Senior**  
**Forward • 6-7**  
Norfolk, Va. | Hampton

## Single Game Highs

Statistic	Value	
Points	32	vs Col. of Charleston 01/25/24
Rebounds	18	vs Mid-Atlantic Christ. 11/09/23
Assists	5	vs Drexel 02/13/25
Steals	3	vs Northeastern 01/07/23, vs Mid-Atlantic Christ. 11/09/23, vs Regent 12/18/24
Blocks	3	at Monmouth 01/21/23, vs Bowling Green 12/11/22
FG Made	11	vs Mid-Atlantic Christ. 11/09/23, vs Col. of Charleston 01/25/24
FG Attempts	19	at Eastern Mich. 12/21/23, vs UNCW 02/10/24
3FG Made	6	vs Col. of Charleston 01/25/24
3FG Attempts	9	at Stony Brook 02/15/24
FT Made	10	vs William & Mary 01/11/24
FT Attempts	12	vs William & Mary 01/11/24

**24-25 (Hampton):** Appeared in all 32 games for Hampton, making 13 starts ... Averaged 7.3 points, 6.8 rebounds, and 1.0 assist while shooting 40.8% from the field ... Recorded four double-doubles and scored in double figures 10 times ... Posted a season-high 23 points in a win over Regent (Dec. 18) and 22 points on 8-11 shooting against Apprentice (Dec. 12) ... Registered seven games with 10+ rebounds, including 15-rebound efforts versus Delaware (Jan. 11) and Monmouth (Feb. 6), grabbing at least five offensive boards in each.

**2023-24 (Hampton):** Played in 27 games with 25 starts, averaging 14.8 points, 8.4 rebounds, and 1.5 assists ... Shot 45% from the field ... Led Hampton in scoring (400 points) and rebounding (226 boards) ... Led the Coastal Athletic Association in double-doubles and reached double figures in 20 games ... Highlighted by back-to-back 23-point games versus UNCW and Stony Brook, a career-high 32 points against Charleston, and an 18-rebound performance in the season opener versus Mid-Atlantic Christian ... Hit a game-winning shot against Elon to secure Hampton's first-ever CAA Tournament victory.

**2022-23 (Hampton):** Appeared in 25 games with 19 starts as a freshman ... Averaged 8.1 points and a team-high 8.1 rebounds while shooting 48% from the floor ... Earned CAA All-Rookie Team honors ... Posted four double-doubles, including three straight late in the season ... Recorded a career-best 17 rebounds at North Carolina A&T (Jan. 16) ... Named CAA Rookie of the Week (Feb. 27) after a double-double versus Monmouth.

**2020-21 (Northeastern State):** Recorded minutes in 21 of the RiverHawks' 22 games and made a pair of starts as a true freshman... averaged 20.2 minutes, 7.7 points, 1.2 rebounds and 1.2 assists per game while shooting 45.2% from the field... scored 13 or more points in each of the RiverHawks' final five contests, including a season-high 23-point outburst in NSU's penultimate game of the season.

## MULLEN'S CAREER STATS | ALL GAMES

				Field Goals		3-Point		F-Throws		Rebounds									Scoring	
SEASON	TEAM	GP-GS	MIN/AVG	FG-FGA	FG%	3FG-3FGA	3FG%	FT-FTA	FT%	OFF	DEF	TOT	AVG	PF-FO	A	TO	BLK	STL	PTS	AVG
2022-23	Hamp	30-21	718/23.9	80-168	.476	1-8	.125	62-90	.689	94	138	232	7.7	97-4	18	33	18	12	223	7.4
2023-24	Hamp	27-25	786/29.1	152-332	.458	33-111	.297	63-110	.573	70	156	226	8.4	78-3	40	69	3	19	400	14.8
2024-25	Hamp	32-13	674/21.1	86-211	.408	14-61	.230	47-86	.547	77	139	216	6.8	66-1	32	44	6	18	233	7.3
2025-26	NMSU	22-4	310/14.1	28-80	.350	9-33	.273	24-41	.585	35	47	82	3.7	59-5	11	21	2	6	89	4.0
TOTAL FOR NMSU		22-4	310/14.1	28-80	.350	9-33	.273	24-41	.585	35	47	82	3.7	59-5	11	21	2	6	89	4.0
TOTAL		111-63	2489/22.4	346-791	.437	57-213	.268	196-327	.599	276	480	756	6.8	300-13	101	167	29	55	945	8.5





## Single Game Higns

Statistic	Value
Points	11 vs Missouri St. 01/22/26
Rebounds	12 at Liberty 01/15/26
Assists	3 at FIU 01/02/26
Steals	2 5 times
Blocks	2 at Liberty 01/15/26, vs Sam Houston 12/21/25, at Jacksonville St. 02/14/26
FG Made	5 at Liberty 01/15/26, vs Missouri St. 01/22/26
FG Attempts	9 at UTEP 02/07/26
3FG Made	1 at Louisiana Tech 03/06/25, at Louisiana Tech 02/04/26, at Missouri St. 01/04/26
3FG Attempts	2 vs Adams St. 11/04/25, vs N.M. Highlands 11/11/25
FT Made	6 vs UC Irvine 11/25/25
FT Attempts	8 vs UC Irvine 11/25/25

# JAE'COBY 4 OSBORNE

**Sophomore**  
**Forward • 6-6 • 215**  
 Missouri City, Texas | Bella Vista Prep




**2024-25 (NM State):** Appeared in 22 of the Aggies' 32 games, averaging 10.5 minutes per contest ... Shot 64 percent from the field on the season ... Scored a season high seven points versus LA Tech (Mar. 6) ... Grabbed a season-high eight rebounds against Jax State (Feb. 20) ... Logged a season-high 25 minutes at Sam Houston (Mar. 8).

**High School:** Three-star recruit coming out of high school, and was ranked the 51 best small-forward in the country according to 247 sports... In his senior year at Bella Vista Prep, he averaged 13.2 points, 5 rebounds and 1.8 steals per game... In his junior year at Fort Bend Elkins, he averaged 17.7 points and 7.7 rebounds per game... before choosing NM State, Osborne held offers from San Diego St, UNLV, San Jose St and Portland St.

## OSBORNE'S CAREER STATS | ALL GAMES

				Field Goals		3-Point		F-Throws		Rebounds										Scoring	
SEASON	TEAM	GP-GS	MIN/AVG	FG-FGA	FG%	3FG-3FGA	3FG%	FT-FTA	FT%	OFF	DEF	TOT	AVG	PF-FO	A	TO	BLK	STL	PTS	AVG	
2024-25	NMSU	22-0	230/10.4	23-36	.639	1-4	.250	11-21	.524	22	29	51	2.3	29-1	6	7	4	11	58	2.6	
2025-26	NMSU	25-13	564/22.6	54-97	.557	2-11	.182	26-43	.605	51	62	113	4.5	50-0	16	20	11	13	136	5.4	
TOTAL		47-13	794/16.9	77-133	.579	3-15	.200	37-64	.578	73	91	164	3.5	79-1	22	27	15	24	194	4.1	





5

CHRIS  
TERRELL

Senior  
Guard • 6-0  
Horn Lake, Miss. | Delta State

Single Game Highs		
Statistic	Value	
Points	41	vs AUM 12/14/24
Rebounds	10	at Union (TN) 01/22/24
Assists	9	vs UAH 02/08/24, vs LeMoyne-Owen 11/10/24, vs Southwest (NM) 12/28/25
Steals	8	vs Ark.-Monticello 11/26/24
Blocks	2	6 times
FG Made	12	vs AUM 12/14/24, at West Ala. 12/19/24
FG Attempts	23	vs West Ala. 02/10/24
3FG Made	8	at Valdosta St. 12/01/23
3FG Attempts	14	vs Ky. Wesleyan 11/17/24, vs Montevallo 12/12/24
FT Made	12	vs AUM 12/14/24
FT Attempts	13	vs AUM 12/14/24

**2024-25 (Delta State):** Started all 30 games for Delta State, averaging 21.2 points, 3.7 rebounds, 3.6 assists, and a Division II-best 3.5 steals per game ... Shot 47.6 percent from the field and 77 percent from the free throw line ... Scored 20 or more points in 20 games ... Surpassed the 1,000-point mark in just two seasons with the Statesmen ... Delivered a career-high 42 points in a road win over Auburn Montgomery, shooting 12-20 from the floor, 5-10 from three, and 13-14 from the stripe ... Named First Team All-Gulf South Conference and selected to the GSC All-Tournament Team.

**2023-24 (Delta State):** Started 28 games ... Averaged 14.9 points, 4.4 rebounds, 3.8 assists, and 2.7 steals per contest ... Recorded nine games with four or more steals ... Scored a season-best 30 points versus Valdosta State.

**Meridian Community College:** Played three seasons at Meridian, averaging 14.1 points, 5.0 assists, 2.5 rebounds, and 1.9 steals over 61 career games ... Helped lead Meridian to its first NJCAA National Tournament appearance since 1999 and back-to-back 20-win seasons ... Played a key role in the program’s consecutive trips to the NJCAA Region 23 Championship Game.

TERRELL’S CAREER STATS | ALL GAMES (DII INCLUDED)

SEASON	TEAM	GP-GS	MIN/AVG	Field Goals		3-Point		F-Throws		Rebounds				Scoring						
				FG-FGA	FG%	3FG-3FGA	3FG%	FT-FTA	FT%	OFF	DEF	TOT	AVG	PF-FO	A	TO	BLK	STL	PTS	AVG
2023-24	Delta	29-29	1031/35.5	160-362	.442	56-166	.337	55-77	.714	43	86	129	4.4	56-0	109	49	17	79	431	14.9
2024-25	Delta	30-30	1090/36.3	227-471	.482	69-192	.359	111-128	.867	43	69	112	3.7	64-0	108	49	14	105	634	21.1
2025-26	NMSU	24-1	319/13.3	38-85	.447	13-32	.406	17-19	.895	3	31	34	1.4	29-0	50	19	1	26	106	4.4
TOTAL FOR NMSU		24-1	319/13.3	38-85	.447	13-32	.406	17-19	.895	3	31	34	1.4	29-0	50	19	1	26	106	4.4
TOTAL		83-60	2439/29.4	425-918	.463	138-390	.354	183-224	.817	89	186	275	3.3	149-0	267	117	32	210	1171	14.1



Single Game Highs		
Statistic	Value	
Blocks	1	at Kennesaw St. 01/31/26
FG Attempts	1	at Delaware 01/17/26, at Kennesaw St. 01/31/26
3FG Attempts	1	at Kennesaw St. 01/31/26

TEYSEAN 7  
EAGLESTAFF



Sophomore  
Forward • 6-7  
Eagle Butte, S.D. | UMKC

**2024-25 (UMKC):** Did not appear in a game for the Roos

**Prep:** Played at Bismarck HS for Coach Jordan Wilhelm ... Played club for JSizzle AAU

EAGLESTAFF'S CAREER STATS   ALL GAMES																					
				Field Goals		3-Point		F-Throws		Rebounds										Scoring	
SEASON	TEAM	GP-GS	MIN/AVG	FG-FGA	FG%	3FG-3FGA	3FG%	FT-FTA	FT%	OFF	DEF	TOT	AVG	PF-FO	A	TO	BLK	STL	PTS	AVG	
2025-26	NMSU	3-0	6/2.0	0-2	.000	0-1	.000	0-0	.000	0	0	0	0.0	1-0	0	0	1	0	0	0.0	
TOTAL		3-0	6/2.0	0-2	.000	0-1	.000	0-0	.000	0	0	0	0.0	1-0	0	0	1	0	0	0.0	



# 8 JAYLAND RANDALL

**Senior**  
**Guard • 6-5**  
**Detroit, Mich.**

## Single Game Highs

Statistic	Value	
Points	24	vs South Dakota 11/22/24
Rebounds	8	vs UC Irvine 11/25/25
Assists	6	vs East-West U. 12/02/24
Steals	4	vs Southern U. 03/09/24
Blocks	3	vs East-West U. 12/02/24
FG Made	9	at DePaul 11/04/24, vs South Dakota 11/22/24
FG Attempts	20	at UT Martin 02/27/25, vs Delaware 01/28/26
3FG Made	5	at Jacksonville St. 02/14/26
3FG Attempts	10	at UT Martin 02/27/25
FT Made	10	vs Tennessee St. 12/19/24
FT Attempts	12	vs Tennessee St. 12/19/24

**2024-25 (Southern Indiana):** Started all 27 games for Southern Indiana, averaged 15.0 points, 3.3 rebounds, 1.4 assists, and a team-best 1.4 steals per contest ... Shot 42.4% from the field, 37.5% from three, and 78% from the free throw line ... Scored a career-high 24 points on 9-15 shooting, including 3-6 from deep, versus South Dakota (Nov. 22), adding four rebounds, three assists, and a steal in 29 minutes.

**2023-24 (Alabama A&M):** Played in all 33 games with three starts for Alabama A&M, averaged 7.0 points, 2.7 rebounds, and 17.3 minutes ... Shot 43% from the floor and 79% from the line ... Ranked third on the team with 24 steals ... Scored a season-high 17 points on 6-8 shooting (5-5 FT) in a road win at Bethune-Cookman.

**2022-23 (Alabama A&M):** Came off the bench in 23 games as a freshman at Alabama A&M, averaged 3.1 points and 1.0 rebound in 6.0 minutes per game ... Shot 45.6% from the field ... Scored a season-best 12 points versus Alcorn State.

**High School:** Lettered in basketball at Chandler Park Academy ... was named first-team All-Charter League as a sophomore and junior.

## RANDALL'S CAREER STATS | ALL GAMES

SEASON	TEAM	GP-GS	MIN/AVG	Field Goals		3-Point		F-Throws		Rebounds				Scoring						
				FG-FGA	FG%	3FG-3FGA	3FG%	FT-FTA	FT%	OFF	DEF	TOT	AVG	PF-FO	A	TO	BLK	STL	PTS	AVG
2022-23	AAMU	23-0	138/6.0	26-57	.456	2-11	.182	17-25	.680	10	13	23	1.0	20-0	4	8	1	2	71	3.1
2023-24	AAMU	33-3	575/17.4	80-186	.430	6-32	.188	66-83	.795	20	68	88	2.7	78-3	27	45	12	24	232	7.0
2024-25	USI	27-27	789/29.2	136-321	.424	45-120	.375	89-114	.781	37	52	89	3.3	72-1	38	48	10	38	406	15.0
2025-26	NMSU	25-1	481/19.2	69-186	.371	30-93	.323	45-57	.789	15	55	70	2.8	47-2	19	12	10	17	213	8.5
<b>TOTAL FOR NMSU</b>		<b>25-1</b>	<b>481/19.2</b>	<b>69-186</b>	<b>.371</b>	<b>30-93</b>	<b>.323</b>	<b>45-57</b>	<b>.789</b>	<b>15</b>	<b>55</b>	<b>70</b>	<b>2.8</b>	<b>47-2</b>	<b>19</b>	<b>12</b>	<b>10</b>	<b>17</b>	<b>213</b>	<b>8.5</b>
<b>TOTAL</b>		<b>108-31</b>	<b>1983/18.4</b>	<b>311-750</b>	<b>.415</b>	<b>83-256</b>	<b>.324</b>	<b>217-279</b>	<b>.778</b>	<b>82</b>	<b>188</b>	<b>270</b>	<b>2.5</b>	<b>217-6</b>	<b>88</b>	<b>113</b>	<b>33</b>	<b>81</b>	<b>922</b>	<b>8.5</b>





## Single Game Highs

Statistic	Value	
Points	20	vs Delaware 01/28/26
Rebounds	8	vs Southwest (NM) 12/28/25
Assists	4	vs South Alabama 12/02/25
Steals	4	at Troy 11/20/23
Blocks	1	8 times
FG Made	7	vs Delaware 01/28/26
FG Attempts	13	vs Paul Quinn 11/25/23, vs Delaware 01/28/26, at FIU 01/02/26
3FG Made	6	vs Delaware 01/28/26
3FG Attempts	12	vs Delaware 01/28/26, at FIU 01/02/26
FT Made	4	vs Tarleton St. 01/07/23, at Grand Canyon 12/20/23
FT Attempts	5	vs Tarleton St. 01/07/23, at Troy 11/20/23

# ANTHONY 9

## WRZESZCZ



Senior

Guard • 6-4

Gydnia, Poland | McMaster

**2024-25 (McMaster):** Played in 11 games for McMaster, making eight starts ... Averaged 10.8 points, 3.1 rebounds, and 2.5 assists per game ... Scored a season-high 24 points against Carleton, going 5-10 from three-point range ... Dished out a season-best seven assists versus Nipissing ... Pulled down a season-high nine rebounds against Laurentian.

**2023-24 (Sam Houston):** Appeared in 30 of Sam Houston's 33 games, making one start while averaging 13.6 minutes per game ... Helped lead the Bearkats to a Conference USA Regular Season Championship in their first season in the league ... Scored a season-high 11 points twice – versus Troy and Dallas ... Shot 70 percent from the free throw line ... Collected 20 steals and committed just 14 turnovers – the fewest of any Bearkat who played at least 30 games and averaged 10 or more minutes.

**2022-23 (Sam Houston):** Played in 24 of 34 games as a freshman, averaging 8.7 minutes per contest ... Poured in a season-best 19 points against Tarleton State, going 3-for-3 from beyond the arc ... Tallied a season-high three steals versus UT Arlington ... Logged a season-high 22 minutes against Arlington Baptist.

**International:** Competed for Poland's U20 national team, averaging 11.3 points, 3.7 assists, and 2.1 rebounds per game ... Also played for Poland's U18 national team, where he averaged 15.3 points, 2.7 rebounds, and 2.3 assists per contest.

**High School:** Attended Wasatch Academy, competing in the elite National Interscholastic Basketball Conference (NIBC) ... Selected to participate in the BioSteel All-Canadian Game, showcasing the top 24 high school players in Canada ... Represented Poland internationally with the Polish national team ... Starred for Canada Elite on the Under Armour AAU circuit.

## WRZESZCZ'S CAREER STATS | ALL GAMES

				Field Goals		3-Point		F-Throws		Rebounds									Scoring	
SEASON	TEAM	GP-GS	MIN/AVG	FG-FGA	FG%	3FG-3FGA	3FG%	FT-FTA	FT%	OFF	DEF	TOT	AVG	PF-FO	A	TO	BLK	STL	PTS	AVG
2022-23	SHSU	26-0	228/8.8	21-53	.396	8-28	.286	12-18	.667	1	22	23	0.9	23-1	11	10	0	9	62	2.4
2023-24	SHSU	30-1	409/13.6	28-96	.292	17-54	.315	21-30	.700	8	23	31	1.0	38-1	18	14	4	20	94	3.1
2025-26	NMSU	25-19	610/24.4	65-168	.387	49-137	.358	25-29	.862	5	44	49	2.0	47-0	30	18	4	11	204	8.2
TOTAL FOR NMSU		25-19	610/24.4	65-168	.387	49-137	.358	25-29	.862	5	44	49	2.0	47-0	30	18	4	11	204	8.2
TOTAL		81-20	1248/15.4	114-317	.360	74-219	.338	58-77	.753	14	89	103	1.3	108-2	59	42	8	40	360	4.4



Single Game Highs		
Statistic	Value	
Points	40	at SFA 02/08/24
Rebounds	8	at Grand Canyon 02/29/24, at Florida 11/22/24, vs St. Mary's (TX) 02/26/21
Assists	8	at Abilene Christian 01/06/24, vs St. Mary's (TX) 02/27/21
Steals	7	at South Dakota 11/10/23
Blocks	3	vs S'western Adventist 11/06/23
FG Made	13	at SFA 02/08/24
FG Attempts	25	vs Utah Tech 03/07/24
3FG Made	6	vs South Alabama 12/02/25
3FG Attempts	12	vs South Alabama 12/02/25
FT Made	12	at Jacksonville St. 02/14/26
FT Attempts	14	at Angelo St. 01/03/21

# ELIJAH 11 ELLIOTT

Graduate Student  
Guard • 6-1  
Houston, Texas | Southern Illinois



**2024-25 (Southern Illinois):** Appeared in five games, making four starts ... Averaged 14.0 points, 3.4 rebounds, and 1.0 steal per contest ... Scored 23 points with three steals on 9-14 shooting versus Charleston ... Scored 21 points at Oklahoma State, going 5-9 from three-point range.

**2023-24 (UTRGV):** Averaged 16.6 points, 3.0 assists, and 1.6 steals per game while leading the WAC in minutes (35.3) and ranking third in scoring ... Ranked top-five in the WAC in free throw attempts, free throws made, field goals made, and total points (497) ... Reached double figures in 27 games, including nine 20-point games and two 30-point outings ... Scored a career-high 40 points at Stephen F. Austin (Feb. 8) ... Also recorded a 30-point, seven-steal performance at South Dakota (Nov. 10), tying the 10th-most steals in a game in program history ... Earned WAC Newcomer of the Week honors twice (Jan. 2, Mar. 11) ... Surpassed 1,000 career points on Dec. 18 at Chicago State.

**2022-23 (Blinn College):** Earned NJCAA Division I All-American honors by averaging 16.7 points, 3.6 rebounds, 3.6 assists and 2.2 steals while shooting 42.6% from the field, 34.1% from behind the arc, and 67.3% from the foul line in 30 games (29 starts).

**2021-22 (Mount Saint Mary's):** Averaged 5.1 minutes in 17 games off the bench, scoring 26 points with seven rebounds, 10 assists and 10 steals. He scored a career-high nine points against Washington (Md.) and had a career-high five assists at Santa Clara.

**2020-21 (Oklahoma Christian):** Earned All-Lone Star Conference Third Team and Lone Star Conference All-Freshman honors ... Averaged 15.5 points, 3.0 rebounds, 4.4 assists and 2.0 steals while starting all 18 games and shooting 39.5% from the field ... Reached double-figures in scoring 15 times, including five games of 20 or more points ... Scored a career-high 26 points at Cameron (1/9), grabbed a career-high eight rebounds and dished out a career-high eight assists vs. St. Mary's (Texas) (2/26), and grabbed a career-high four steals four times.

**High School:** Program set a national prep record by scoring 100 or more points in 21 consecutive games during his senior season ... As a senior, averaged 16.7 points, 5.2 rebounds, 4.8 assists and 4.3 steals per game for a team that went 26-3 and advanced to Texas Class 4A semifinals (with its 23rd-straight win) before the rest of the tournament was canceled due to the COVID-19 pandemic ... Earned All-District 23-4A honors and was named to the UIL 4A Regional III All-Tournament Team.

## ELLIOTT'S CAREER STATS | ALL GAMES

				Field Goals		3-Point		F-Throws		Rebounds									Scoring	
SEASON	TEAM	GP-GS	MIN/AVG	FG-FGA	FG%	3FG-3FGA	3FG%	FT-FTA	FT%	OFF	DEF	TOT	AVG	PF-FO	A	TO	BLK	STL	PTS	AVG
2020-21	OC	18-18	673/37.4	98-248	.395	25-82	.305	58-98	.592	10	44	54	3.0	45-2	80	58	2	36	279	15.5
2021-22	MSM	17-0	67/3.9	11-30	.367	1-8	.125	3-7	.429	1	6	7	0.4	8-0	10	7	0	10	26	1.5
2023-24	UTRGV	30-29	1060/35.3	171-471	.363	34-147	.231	121-169	.716	15	91	106	3.5	62-1	91	83	9	48	497	16.6
2024-25	SIU	5-4	133/26.5	27-53	.509	9-26	.346	7-8	.875	0	17	17	3.4	6-0	8	7	1	5	70	14.0
2025-26	NMSU	24-7	475/19.8	68-188	.362	34-98	.347	53-65	.815	7	39	46	1.9	38-0	58	35	3	21	223	9.3
TOTAL FOR NMSU		24-7	475/19.8	68-188	.362	34-98	.347	53-65	.815	7	39	46	1.9	38-0	58	35	3	21	223	9.3
TOTAL		94-58	2407/25.6	375-990	.379	103-361	.285	242-347	.697	33	197	230	2.4	159-3	247	190	15	120	1095	11.6



## Single Game Highs

Statistic	Value	
Points	7	vs Prairie View 11/30/24
Rebounds	4	vs Schreiner 12/29/24
Assists	3	vs Dallas Christian 11/13/23
Steals	2	4 times
Blocks	1	vs Schreiner 12/30/23, vs S'western Adventist 12/18/24, vs Dallas Christian 11/08/24
FG Made	2	vs New Orleans 03/03/25, vs Prairie View 11/30/24, vs Texas Lutheran 12/18/23
FG Attempts	6	vs Southwest (NM) 12/28/25
3FG Made	1	7 times
3FG Attempts	4	vs Southwest (NM) 12/28/25, vs S'western Adventist 12/18/24, vs Texas Lutheran 11/26/24
FT Made	2	vs Prairie View 11/30/24
FT Attempts	2	4 times

# CHRISTIAN

# VILLEGAS



**Senior**  
**Guard • 6-2**

El Paso, Texas | Texas A&M Corpus Christi

**2024-25 (TAMU CC):** Played in 14 games... scored season-high seven points against Prairie View


**2023-24 (TAMU CC):** Appeared in 13 games and made a start against LIU... tallied 15 points, 11 rebounds, 13 assists, and four steals on the year... scored a season-high five points against Texas Lutheran... pulled in a pair of rebounds in four games... dished out season-high three assists in win over Dallas Christian... recorded a pair of steals over

**Prep:** Spent two seasons at Midland College after playing high school ball at Andress HS... averaged 6.3 points per game and started in all 35 games at Midland... an All-District and All-Region honoree at Andress

## VILLEGAS'S CAREER STATS | ALL GAMES

				Field Goals		3-Point		F-Throws		Rebounds										Scoring	
SEASON	TEAM	GP-GS	MIN/AVG	FG-FGA	FG%	3FG-3FGA	3FG%	FT-FTA	FT%	OFF	DEF	TOT	AVG	PF-FO	A	TO	BLK	STL	PTS	AVG	
2023-24	TA&MCC	13-1	122/9.4	5-16	.313	3-10	.300	2-5	.400	0	11	11	0.8	4-0	13	3	1	4	15	1.2	
2024-25	TA&MCC	14-0	118/8.4	8-23	.348	3-17	.176	2-2	1.000	1	16	17	1.2	8-0	5	3	2	8	21	1.5	
2025-26	NMSU	4-0	15/3.8	1-6	.167	1-4	.250	1-2	.500	0	2	2	0.5	0-0	1	2	0	0	4	1.0	
TOTAL FOR NMSU		4-0	15/3.8	1-6	.167	1-4	.250	1-2	.500	0	2	2	0.5	0-0	1	2	0	0	4	1.0	
TOTAL		31-1	255/8.2	14-45	.311	7-31	.226	5-9	.556	1	29	30	1.0	12-0	19	8	3	12	40	1.3	





20

AMARCO DOYLE

Sophomore

Forward • 6-7

Queensland, Australia | Southern Idaho

Single Game Highs		
Statistic	Value	
Points	3	vs Georgia St. 11/26/25, at Delaware 01/17/26, vs Southwest (NM) 12/28/25
Rebounds	4	vs Southwest (NM) 12/28/25
FG Made	1	vs Georgia St. 11/26/25, at Delaware 01/17/26, vs Southwest (NM) 12/28/25
FG Attempts	5	vs Southwest (NM) 12/28/25
3FG Made	1	vs Georgia St. 11/26/25, at Delaware 01/17/26, vs Southwest (NM) 12/28/25
3FG Attempts	5	vs Southwest (NM) 12/28/25

**2024-25 (Southern Idaho):** Appeared in 30 games with 21 starts ... Averaged 14.8 points and 5.9 rebounds per game while shooting 55 percent from the field, 50 percent from three, and 75 percent from the free-throw line ... Named SWAC First Team All-Conference ... Led the team in scoring (14.8 ppg) and three-point percentage (50%) ... Ranked second on the team in rebounds per game (5.9).

**Prep:** Played for the U-20 and U-18 Queensland state teams ... Won a U-20 silver medal at the Australia National Championships ... Named NBL U-23 Player of the Year while playing for the Mackay Meteors.

DOYLE'S CAREER STATS | ALL GAMES

				Field Goals		3-Point		F-Throws		Rebounds										Scoring	
SEASON	TEAM	GP-GS	MIN/AVG	FG-FGA	FG%	3FG-3FGA	3FG%	FT-FTA	FT%	OFF	DEF	TOT	AVG	PF	FO	A	TO	BLK	STL	PTS	AVG
2025-26	NMSU	3-0	15/5.1	3-9	.333	3-9	.333	0-0	.000	3	2	5	1.7	2-0	0	2	0	0	0	9	3.0
TOTAL		3-0	15/5.1	3-9	.333	3-9	.333	0-0	.000	3	2	5	1.7	2-0	0	2	0	0	0	9	3.0





Single Game Highs		
Statistic	Value	
Points	45	vs CSUN 01/11/25
Rebounds	9	at Hawaii 01/18/25, vs Adams St. 11/04/25, vs South Alabama 12/02/25
Assists	5	5 times
Steals	4	at Missouri St. 01/04/26
Blocks	2	vs Bethesda (CA) 11/07/24, at Southern Utah 11/30/24, vs UC San Diego 02/13/25
FG Made	14	at Long Beach St. 02/27/25
FG Attempts	30	at Hawaii 01/18/25
3FG Made	6	vs CSUN 01/11/25
3FG Attempts	11	vs CSUN 01/11/25
FT Made	13	vs CSUN 01/11/25
FT Attempts	16	vs CSUN 01/11/25

# JEMEL JONES



Senior

Guard • 6-4

Chicago, Ill. | Cal State Bakersfield

**2024-25 (Cal State Bakersfield):** Appeared in all 33 games for CSUB, starting in 26... Made his Division I collegiate debut versus California and scored 22 points, grabbed five rebounds, while dishing out four assists, and recording two steals ... He reset Kenny Warren's single-game scoring record (40 points versus Grand Canyon, 3/12/1993) with a 45-point (12-22 FG, 6-11 3FG, 13-16 FT) outburst in the comeback victory over CSUN on Jan. 11 ... Reset Kaleb Higgins' CSUB DI single-season scoring record (572, 2023-24) scoring his 573rd point at Cal Poly on March 1... Reset the CSUB DI single-season scoring average record with 18.9 points per game, previously held by Kaleb Higgins (17.9, 2023-24)... Reset the all-time field goals made record (228, 1996-97) previously held by Bakersfield's only NBA Draft Pick, Kebu Stewart; Jones finished the year with 237 field goals made ... Scored 15+ in 20 of the 33 games played... Earned Big West Player of the Week on March 3 after his buzzer-beating shot for the 88-87 win over the Beach as he finished the game with 37 points (14-23 FG, 8-11 FT) with five rebounds and three assists... Earned All-Big West Second Team and All-Big West Newcomer of the Year... Averaged 18.9 points, 3.6 rebounds, 2.1 assists in 27.0 minutes per game while shooting 47.8% from the floor, 35.2% from the arc, and 85.7% from the free throw line.

**Prior to Cal State Bakersfield:** Competed at South Suburban after transferring from Olive-Harvey ... Earned 2023-24 NJCAA II National Player of the Year, MVP of the Midwest District A Tournament, All-Tournament team at the NJCAA National Championship Tournament, Region IV-A Player of the Year, NABC Two Year College Player of the Year, and earned back-to-back nods as a NJCAA II All-American in the 2022-23 season with Olive Harvey and in 2023-24 with South Suburban ... Helped lead the Bulldogs to a 34-3 record ... Averaged 33.6 points, 9.8 rebounds, 5.6 assists per contest ... Had a season high 56 points versus Bosco Institute, eleven days later scored 51 points versus Black Hawk College-Moline ... Finished first in defensive rebounds (273), total rebounds (362), assists (207), steals (122), points (1,245), and points per game (33.6) ... Has a career total of 1,999 points.

## JONES'S CAREER STATS | ALL GAMES

				Field Goals		3-Point		F-Throws		Rebounds										Scoring	
SEASON	TEAM	GP-GS	MIN/AVG	FG-FGA	FG%	3FG-3FGA	3FG%	FT-FTA	FT%	OFF	DEF	TOT	AVG	PF-FO	A	TO	BLK	STL	PTS	AVG	
2024-25	CSUB	33-26	884/26.8	237-496	.478	37-105	.352	114-133	.857	34	86	120	3.6	75-2	70	67	11	25	625	18.9	
2025-26	NMSU	25-23	680/27.2	142-326	.436	40-104	.385	99-118	.839	22	78	100	4.0	52-0	63	32	8	36	423	16.9	
TOTAL FOR NMSU		25-23	680/27.2	142-326	.436	40-104	.385	99-118	.839	22	78	100	4.0	52-0	63	32	8	36	423	16.9	
TOTAL		58-49	1564/27.0	379-822	.461	77-209	.368	213-251	.849	56	164	220	3.8	127-2	133	99	19	61	1048	18.1	





# 24CYR MALONGA

**Junior**  
**Center • 6-11**  
Point-Noire, Congo | East Carolina

## Single Game Highs

Statistic	Value	
Points	16	vs Adams St. 11/04/25
Rebounds	9	at SMU 03/06/24
Assists	1	8 times
Steals	3	vs N.M. Highlands 11/11/25
Blocks	2	5 times
FG Made	7	vs Adams St. 11/04/25
FG Attempts	9	vs Adams St. 11/04/25
FT Made	5	vs Tulsa 12/13/25
FT Attempts	9	vs Adams St. 11/04/25

**2024-25 (East Carolina);** Played in 18 games for the Pirates including making four starts ... Averaged 1.3 points and 1.6 rebounds per game as a sophomore ... Scored a season-high five points at South Florida (Dec. 31) ... Recorded a career-high two blocks in three games.

**2023-24 (East Carolina):** Started in 14 of his 28 games played for the Pirates as a freshman ... Named to the AAC All-Academic Team ... Had a career-best performance at SMU (Mar. 6) with 10 points and nine boards in 34 minutes played ... Recorded a block in eight games and had two against Wichita State (Feb. 15) ... Made the Academic Honor Roll for the spring semester..

**High School:** Competed at Evangel Christian where he averaged 10.8 points, shooting a team-best 68 percent from the floor, and grabbed a team-high 7.9 rebounds per game as a junior to help lead the Eagles to their first district title in the 23rd District Tournament with a game-high 24 points ... Played travel ball for Boo Williams in the Nike EYBL and ranks as the No. 31 center in the 2023 class and No. 3 player in Kentucky, according to 247Sports' composite rankings ... Averaged a double-double as a sophomore with 11.5 points and 11.8 rebounds ... Competed for Team Thad in the Nike EYBL where he averaged 10 points, 11 rebounds and four blocks per game in the summer of 2021. Also held offers from Cincinnati, Georgetown, Georgia, Illinois and Seton Hall before choosing East Carolina.

## MALONGA'S CAREER STATS | ALL GAMES

				Field Goals		3-Point		F-Throws		Rebounds										Scoring	
SEASON	TEAM	GP-GS	MIN/AVG	FG-FGA	FG%	3FG-3FGA	3FG%	FT-FTA	FT%	OFF	DEF	TOT	AVG	PF-FO	A	TO	BLK	STL	PTS	AVG	
2023-24	ECU	28-14	280/10.0	26-45	.578	0-0	.000	6-14	.429	28	27	55	2.0	28-0	4	5	10	5	58	2.1	
2024-25	ECU	18-4	129/7.2	8-14	.571	0-0	.000	8-15	.533	15	13	28	1.6	19-0	0	6	10	0	24	1.3	
2025-26	NMSU	20-16	265/13.2	32-47	.681	0-0	.000	21-44	.477	28	28	56	2.8	35-1	4	16	10	7	85	4.3	
TOTAL FOR NMSU		20-16	265/13.2	32-47	.681	0-0	.000	21-44	.477	28	28	56	2.8	35-1	4	16	10	7	85	4.3	
TOTAL		66-34	674/10.2	66-106	.623	0-0	.000	35-73	.479	71	68	139	2.1	82-1	8	27	30	12	167	2.5	



## Single Game Highs

Statistic	Value	
Points	10	vs N.M. Highlands 11/11/25
Rebounds	7	vs New Mexico 11/15/25
Assists	1	vs Samford 11/21/25, vs Adams St. 11/04/25, vs N.M. Highla
Steals	3	vs Southwest (NM) 12/28/25
Blocks	2	at Missouri St. 01/04/26, vs Southwest (NM) 12/28/25
FG Made	5	vs N.M. Highlands 11/11/25
FG Attempts	7	vs N.M. Highlands 11/11/25
FT Made	4	at Kennesaw St. 01/31/26
FT Attempts	4	at Kennesaw St. 01/31/26

# AUGUSTINE 66

## EKWE



**Freshman  
Center • 6-9**  
Lagos, Nigeria | Wasatch Academy

**High School:** Two-year varsity contributor at Wasatch Academy ... As a senior, appeared in nine games, averaging 5.9 points and 2.1 rebounds per contest ... In his junior season, averaged 6.1 points, 4.0 rebounds, and 1.2 blocks across 19 games while playing 8.3 minutes per game.


## EKWE'S CAREER STATS | ALL GAMES

				Field Goals		3-Point		F-Throws		Rebounds				Scoring					
SEASON	TEAM	GP-GS	MIN/AVG	FG-FGA	FG%	3FG-3FGA	3FG%	FT-FTA	FT%	OFF	DEF	TOT	AVG	PF-FO	A	TO	BLK	STL	PTS AVG
2025-26	NMSU	17-0	174/10.2	17-32	.531	0-0	.000	6-7	.857	15	30	45	2.6	31-0	3	12	15	6	40 2.4
<b>TOTAL</b>		<b>17-0</b>	<b>174/10.2</b>	<b>17-32</b>	<b>.531</b>	<b>0-0</b>	<b>.000</b>	<b>6-7</b>	<b>.857</b>	<b>15</b>	<b>30</b>	<b>45</b>	<b>2.6</b>	<b>31-0</b>	<b>3</b>	<b>12</b>	<b>15</b>	<b>6</b>	<b>40 2.4</b>





# TV / RADIO ROSTER




0

**F | JULIUS MIMS**  
6-9 | Gr. | Billings, Mont.  
Skyview HS  
Idaho



1

**G | GABE PICKENS**  
6-0 | So. | Phoenix, Ariz.  
Dream City Christian



2

**G | OMARR SMITH**  
6-4 | Fr. | Baltimore, MD.  
City College HS




3

**F | KYRESE MULLEN**  
6-7 | Sr. | Norfolk, Va.  
Massanutten Military Academy  
Hampton




4

**F | JAE'COBY OSBORNE**  
6-6 | So. | Missouri City, Texas  
Bella Vista Prep



5

**G | CHRIS TERRELL**  
6-0 | Sr. | Horn Lake, Miss.  
Horn Lake HS  
Delta State



7

**F | TEYSEAN EAGLESTAFF**  
6-7 | So. | Eagle Butte, S.D.  
Bismarck HS  
UMKC



8

**G | JAYLAND RANDALL**  
6-5 | Sr. | Detroit, Mich.  
Chandler Park Academy  
Alabama A&M | Southern Indiana



9

**F | ANTHONY WRZESZCZ**  
6-4 | Sr. | Gdynia, Poland  
Wasatch Academy  
Sam Houston | McMaster



11

**G | ELIJAH ELLIOTT**  
6-1 | Gr. | Houston, Texas  
Jack Yates HS  
UTRGV | Southern Illinois



12

**G | CHRISTIAN VILLEGAS**  
6-2 | Sr. | El Paso, Texas  
Andress HS  
Texas A&M Corpus Christi



20

**F | AMARCO DOYLE**  
6-7 | So. | Queensland, Australia  
The Southport School  
Southern Idaho



21

**G | JEMEL JONES**  
6-4 | Sr. | Chicago, Ill.  
Dwight D. Eisenhower HS  
Cal State Northridge



24

**C | CYR MALONGA**  
6-11 | Jr. | Point-Noire, Congo  
Evangel Christian  
East Carolina



44

**C | AUGUSTINE EKWE**  
6-9 | Fr. | Lagos, Nigeria  
Wasatch Academy



NM STATE

**JASON HOOTEN**  
Head Coach  
Third Season



NM STATE

**PRESTON LAIRD**  
Assistant Coach  
Second Season



NM STATE

**TERRYONTE THOMAS**  
Assistant Coach  
Third Season



NM STATE

**SHUNN BUCHANAN**  
Assistant Coach  
Second Season



NM STATE

**NICK MATSON**  
Assistant Coach  
First Season



NM STATE

**XAVIAN JIMENEZ**  
Graduate Assistant  
Second Season

