

- Facebook | NM State Men's Basketball |
- Twitter | @NMState MBB |
- Instagram | @NMStateMBB |
- Website | NMStateSports.com |

NM STATE

AGGIE BASKETBALL
2025 | 2026

23 NCAA TOURNAMENT APPEARANCES | 21 CONFERENCE TITLES | 10 WAC TOURNAMENT TITLES | NINE ALL-AMERICANS | 110 ALL-CONFERENCE SELECTIONSTIONS

SCHEDULE • RESULTS

DATE	OPPONENT	TV	TIME (MT)
NOVEMBER			
Nov. 4	Adams State	ESPN+	W, 83-72
Nov. 11	New Mexico Highlands	ESPN+	W, 74-58
Nov. 15	New Mexico	ESPN+	W, 76-68
Nov. 21	Samford#	ESPN+	W, 81-72
Nov. 25	vs. UC Irvine#	TBA	W, 57-45
Nov. 26	vs. Georgia State#	TBA	W, 77-58
Dec. 2	vs. South Alabama^	TBA	L, 77-75
Dec. 6	at Abilene Christian	ESPN+	L, 77-69
Dec. 13	vs. Tulsa^	TBA	L, 83-70
Dec. 21	Sam Houston*	ESPN+	W, 87-78
Dec. 28	Univ of the Southwest	ESPN+	W, 104-33
Jan. 2	FIU*	ESPN+	L, 89-74
Jan. 4	Missouri State*	ESPN+	L, 89-82
Jan. 8	Western Kentucky*	ESPN+	W, 80-64
Jan. 10	Middle Tennessee*	ESPNU	L, 59-55
Jan. 15	at Liberty*	CBSSN	L, 73-71
Jan. 17	at Delaware*	ESPN+	W, 97-68
Jan. 22	Missouri State*	CBSSN	L, 84-75
Jan. 24	FIU*	ESPN+	L, 81-78
Jan. 28	Delaware*	ESPN+	L, 73-64
Jan. 31	at Kennesaw State*	ESPN+	L, 76-53
Feb. 4	at LA Tech*	ESPN+	W, 72-63
Feb. 7	at UTEP*	ESPN+	L, 91-88 (OT)
Feb. 11	Liberty*	ESPN+	L, 77-75
Feb. 14	at Jax State*	ESPN+	5 p.m.
Feb. 21	UTEP*	ESPN+	7 p.m.
Feb. 26	at Western Kentucky*	ESPN+	5:30 p.m.
Feb. 28	at Middle Tennessee*	ESPN+	11 a.m.
Mar. 5	Jax State*	ESPN+	7 p.m.
Mar. 7	Kennesaw State*	ESPN+	2 p.m.

2026 Conference USA Basketball Championship

March 10	First Round\$	TBA	TBA
March 11	Second Round\$	TBA	TBA
March 12	Quarterfinals\$	TBA	TBA
March 13	Semifinals\$	TBA	TBA
March 14	Championship\$	TBA	TBA

All times MOUNTAIN & subject to change

- Cancun Challenge (Riviera Maya, Mexico)

^ - Neutral Site Game

* - CUSA Game

\$ - CUSA Tournament (Huntsville, Ala. - Propst Arena)

Home games listed in **BOLD**

THIS IS WHO WE ARE

• We respectfully ask all media outlets to please refer to the university by our official name and abbreviations. The full name of the institution is New Mexico State University with a preferred written name of New Mexico State or NM State. When the name of the university is shortened, the abbreviation should be written as "NM State," or "NMSU" if space is limited. Our mascot is the Aggies. NM State is located in Las Cruces, N.M., which is indeed within the borders of one of the 50 United States. You'd be surprised at how many people think that New Mexico is a foreign country smh...

• NM State is the only university in the nation with a collegiately-licensed beer (Pistol Pete's 1888 Ale), wine (Pistol Pete's Crimson Legacy), whiskey (Pistol Pete's Six Shooter) and coffee (Aggie Roast).

• A portion of the proceeds from each of the Aggies' officially licensed products go to benefit the university's over 400 student-athletes.

• NM State was founded in 1888 as Las Cruces College and served as the state's land-grant university. It was later renamed New Mexico College of Agriculture and Mechanic Arts and in 1960 the constitution of New Mexico formally recognized the institution as NMSU.

GAME TWENTY-FIVE

NM STATE AGGIES (11-13, 4-10 CUSA) VS JAX STATE GAMECOCKS (13-11, 8-5 CUSA)
Saturday, Feb. 14, 2026 • 3:00 p.m. MT • Jacksonville, Ala. • Pete Mathews Coliseum



Record	11-13
CUSA	4-10
Home	7-5
Away	2-6
Neutral	2-2
Streak	L2
NET	185
KenPom	173

Record	13-11
CUSA	8-5
Home	9-5
Away	4-5
Neutral	0-1
Streak	L1
NET	208
KenPom	202



Head Coach
Career Record
Record at NM State
Leading Scorer
Leading Rebounder

Jason Hooten
302-216 (16th)
41-47 (3rd)
Jemel Jones (17.0)
Julius Mims (8.7)

Ray Harper
521-262 (27th)
182-136 (10th)
Mostapha El Moutaouakkil (18.3)
Mostapha El Moutaouakkil (7.3)

Head Coach
Career Record
Record at JSU
Leading Scorer
Leading Rebounder

HEAD TO HEAD

AGGIES	CATEGORY	GAMECOCKS
23	GAMES PLAYED	23
1742	POINTS	1823
75.7	POINTS/GAME	79.3
70.9	OPP. POINTS/GAME	67.6
+4.8	SCORING MARGIN	+11.7
606-1390	FG-ATT.	656-1247
.436	FIELD GOAL PCT.	.526
.407	FIELD GOAL PCT. DEF.	.434
184-536	3FG-A	242-593
.343	3FG PCT.	.408
.306	3FG PCT. DEF.	.359
8.0	3FG/GAME	10.5
7.2	OPP. 3FG/GAME	7.9
340-478	FT-A	269-383
.720	FT PCT.	.702
15.0	FTM/GAME	11.7
860	REBOUNDS	690
37.4	REBOUNDS/GAME	30.0
+2.7	REBOUNDING MARGIN	-2.8
310 13.5	ASSISTS PER GAME	408 17.7
+1.2	ASSIST-TO RATIO	+3.0
75 3.6	BLOCKS PER GAME	82 3.6
155 7.0	STEALS PER GAME	152 6.6

PREVIOUS GAME STARTERS



Gabe PICKENS			
Pts/g	Reb/g	Pts/g	Reb/g
4.0	1.4	Ast/g	Stl/g
2.9	0.7		



Anthony WRZESZCZ			
Pts/g	Reb/g	Pts/g	Reb/g
8.3	2.0	Ast/g	Stl/g
1.2	0.4		



Jemel JONES			
Pts/g	Reb/g	Pts/g	Reb/g
17.0	4.0	Ast/g	Stl/g
2.5	1.5		



Julius MIMS			
Pts/g	Reb/g	Pts/g	Reb/g
11.0	8.7	Blk/g	Stl/g
0.7	0.4		



Jae'Coby OSBORNE			
Pts/g	Reb/g	Pts/g	Reb/g
5.4	4.5	Blk/g	Ast/g
0.4	0.7		

FOLLOW THE ACTION



WATCH | ESPN+
PxP | Eli Gold Analyst | Mikey Shadrux



LISTEN | Zia Country 99.5 FM/Varsity App
PxP | Russ Langer



STATS | NMStateStats.com

THE JOURNEY

1,384 miles

Pan American Center to Pete Mathews Coliseum

NEXT GAME

NM STATE vs UTEP

Las Cruces, N.M. | Pan American Center
Saturday, Feb. 21 | 7:00 p.m.



QUICK FACTS

UNIVERSITY

Name New Mexico State University
Location Las Cruces, N.M.
Enrollment 14,289
Founded 1888
Nickname Aggies
School Colors Crimson and White
Affiliation NCAA Division I
Conference Conference USA (CUSA)
President Dr. Valerio Ferme
Director of Athletics Joe Fields
..... (@JoeFieldsAD)
Senior Women's Administrator Molly Tye
..... (@4msmolly)
Sport Administrator Josh Hadley
..... (@JoshLHadley)
Faculty Athletics Rep Kevin Melendrez
..... (@KMelendrezNMSU)

COACHING STAFF

Head Coach Jason Hooten
Alma Mater Tarleton, 1993
Record at NM State 41-47 (Third season)
Career Record (NCAA only) 302-216 (16th season)
Email/Twitter beckyv@nmsu.edu/@CoachJHoot
Office Phone 575-646-1447
Assistant Coach Preston Laird (Memphis, '12)
Email/Twitter plaird@nmsu.edu/@coach_plaird
Office Phone 575-646-5252
Assistant Coach Nick Matson (VMI, '09)
Email/Twitter nmatson@nmsu.edu/@CoachNickMatson
Office Phone 575-646-7390
Assistant Coach Terryonte Thomas (Sam Houston, '21)
Email/Twitter tkthomas@nmsu.edu/@1tk41
Office Phone 575-646-1646
Assistant Coach Shunn Buchanan (NM State, '21)
Email/Twitter mlbucan@nmsu.edu/@coach_shunnb
Office Phone 575-646-4989
Director of Operations Keith Roberts (NM State, '16)
Email/Twitter rkeith@nmsu.edu/@Keethus_J
Graduate Assistant Xavian Jimenez (NM State, '23)
Strength & Conditioning Coach Jonathan Thompson (Tennessee, '21)
Athletic Trainer Dani Meyer (Oregon State, '16)

PAN AMERICAN CENTER

Year Opened 1968 (Fall)
Capacity 12,572
Record in the Pan American Center 679-169 (.819)
Press Row Telephone Number 575-646-3400



12,307 Aggie fans filled the Pan American Center to encourage NM State to a 71-61 victory over Grand Canyon on Jan. 29, 2022. This marked the second-largest home crowd in the last four years.

MEDIA RELATIONS

Assistant Athletic Director Michael Navarrette
Office Phone 575-646-1823
Email micnav@nmsu.edu
Assistant Director/MBB Contact Lawrence Thomas
Office Phone 575-646-1885
Cell Phone 281-943-4786
Email
Assistant Director Emilio Garcia
Office Phone 575-646-1885
Email emilioga@nmsu.edu
Mailing Address NM State Athletic Media Relations
..... 1815 Wells Street, Fulton Center
..... Las Cruces, N.M. 88003
Athletics Website NMStateSports.com

TEAM INFORMATION

2024-25 Overall Record 17-15 (.531, 9-6 H, 8-6 A, 0-3 N)
2024-25 CUSA Record/Finish 10-8 (.556, 4-5 H, 6-3 A)/5th
2024-25 CUSA Tournament 0-1 (0-1 N)
2024-25 NCAA Tournament N/A
2024-25 Final Ranking NR/NR
Starters Returning/Lost 2/3
Newcomers 11
First Season of Basketball 1904-05 (114 seasons)
All-Time Record 1,669-1,172-2 (.590)
All-CUSA Record 21-27 (.458)
WAC Titles Seven (2008, 2015, 2016, 2018, 2019, 2020, 2022)
WAC Tournament Titles 10 (2007, 2010, 2012-15, 2017-19, 2021-22)
NCAA Tournament Appearances/Record 23/8-25* (.242)
NIT Appearances/Record Six/5-6 (.455)
NAIA Appearances/Record Four/5-4 (.000)

2025-26 ROSTER | NUMERICAL

NO.	NAME	HT.	POS.	YR.	HOMETOWN HIGH SCHOOL PREVIOUS SCHOOL
0	Julius Mims	6-9	F	Gr.	Billings, Mont. / Skyview HS / Idaho / North Idaho College
1	Gabe Pickens	6-0	G	Fr.	Phoenix, Ariz. / Dream City Christian
2	Omarr Smith	6-4	G	Fr.	Baltimore, MD / City College
3	Kyrese Mullen	6-7	F	Sr.	Norfolk, Va. / Massanutten Military Academy / Hampton
4	Jae'Coby Osborne	6-6	F	Fr.	Missouri City, Texas / Bella Vista Prep
5	Chris Terrell	6-0	G	Sr.	Horn Lake, Miss. / Horn Lake HS / Delta State
7	Teysean Eaglestaff	6-7	F	So.	Eagle Butte, S.D. / Bismarck HS / UMKC
8	Jayland Randall	6-5	G	Sr.	Detroit, Mich. / Chandler Park Academy / Southern Indiana / Alabama A&M
9	Anthony Wrzeszcz	6-4	G	Sr.	Gdynia, Poland / Wasatch Academy / Sam Houston / McMaster
11	Eljah Elliott	6-1	G	Sr.	Houston, Texas / Jack Yates HS / UTRGV / Southern Illinois
12	Christian Villegas	6-2	G	Sr.	El Paso, Texas / Andress HS / Texas A&M Corpus Christi
20	Amarco Doyle	6-7	F	So.	Queensland, Australia / The Southport School / Southern Idaho
21	Jemel Jones	6-4	G	Sr.	Chicago, Ill. / Dwight D. Eisenhower HS / Cal State Bakersfield
24	Cyr Malonga	6-11	C	Jr.	Pointe-Noire, Congo / Evangel Christian / East Carolina
66	Augustine Ekwe	6-9	F	Fr.	Lagos, Nigeria / Wasatch Academy

Head Coach: Jason Hooten (Tarleton, '93) | Third Season

Assistant Coach: Preston Laird (Memphis, '12) | Second Season

Assistant Coach: Nick Matson (VMI, '09) | First Season

Assistant Coach: Terryonte Thomas (Sam Houston, '21) | Third Season

Assistant Coach: Shunn Buchanan (NM State, '20) | Second Season

Basketball Operations: Keith Roberts (New Mexico State, '16) | Second Season

Strength & Conditioning Coach: Jonathan Thompson (Tennessee, '21) | First Season

Athletic Trainer: Dani Meyer (Oregon State, '19) | Second Season

Program Coordinator: Becky Veitch (Chico State, '05) | 13th Season

Media Relations: Lawrence Thomas | Third Season

Student Managers:

2025-26 ROSTER | ALPHABETICAL

NO.	NAME	HT.	POS.	YR.	HOMETOWN HIGH SCHOOL PREVIOUS SCHOOL
20	Amarco Doyle	6-7	F	So.	Queensland, Australia / The Southport School / Southern Idaho
7	Teysean Eaglestaff	6-7	F	So.	Eagle Butte, S.D. / Bismarck HS / UMKC
11	Elijah Elliott	6-1	G	Gr.	Houston, Texas / Jack Yates HS / Southern Illinois / UTRGV
66	Augustine Ekwe	6-9	C	Fr.	Lagos, Nigeria / Wasatch Academy
21	Jemel Jones	6-4	G	Sr.	Chicago, Ill. / Dwight D. Eisenhower HS / Cal State Bakersfield
24	Cyr Malonga	6-11	C	Jr.	Pointe-Noire, Congo / Evangel Christian / East Carolina
0	Julius Mims	6-9	F	Gr.	Billings, Mont. / Skyview HS / Idaho
3	Kyrese Mullen	6-7	F	Sr.	Norfolk, Va. / Massanutten Military Academy / Hampton
4	Jae'Coby Osborne	6-6	F	So.	Missouri City, Texas / Bella Vista Prep
1	Gabe Pickens	6-4	G	So.	Phoenix, Ariz. / Dream City Christian
8	Jayland Randall	6-0	G	Sr.	Detroit, Mich. / Chandler Park Academy / Southern Indiana / Alabama A&M
2	Omarr Smith	6-10	G	Fr.	Baltimore, MD / City College
5	Chris Terrell	6-6	G	Sr.	Horn Lake, Miss. / Horn Lake HS / Delta State
12	Christian Villegas	6-0	G	Sr.	El Paso, Texas / Andress HS / Texas A&M Corpus Christi
9	Anthony Wrzeszcz	6-4	G	Sr.	Gdynia, Poland / Wasatch Academy / Sam Houston / McMaster

PRONUNCIATION GUIDE

66 | Augustine **EKWE** (eck-weh)
9 | Anthony **WRZESZCZ** (Ri-ZESH)
4 | **JAE'COBY** Osborne (juh-kobe)

7 | **TEYSEAN** Eaglestaff (Tae-shawn)
12 | Christian **VILLEGAS** (Vee-leg-us)
21 | **JEMEL** Jones (Juh-mel)
24 | Cyr **MALONGA** (mah-lon-gah)



RETURNERS | 2

NO.	POS.	NAME	HT.	YR.	HOMETOWN HIGH SCHOOL PREVIOUS SCHOOL
1	G	Gabe Pickens	6-0	So.	Phoneix, Ariz. Dream City Christian
4	F	Jae'Coby Osborne	6-6	So.	Missouri City, Texas Bella Vista Prep

NEWCOMERS | 13

NO.	POS.	NAME	HT.	YR.	HOMETOWN HIGH SCHOOL PREVIOUS SCHOOL
0	F	Julius Mims	6-9	Gr.	Billings, Mont. Skyview HS Idaho
2	G	Omarr Smith	6-4	Fr.	Baltimore, MD. City College HS
3	F	Kyrese Mullen	6-7	Sr.	Norfolk, Va. Massanutten Military Academy Hampton
5	G	Chris Terrell	6-0	Sr.	Horn Lake, Miss. Horn Lake HS Delta State
7	F	Teysean Eaglestaff	6-7	So.	Eagle Butte, S.D. Bismarck HS UMKC
8	G	Jayland Randall	6-5	Sr.	Detroit, Mich. Chandler Park Academy Southern Indiana Alabama A&M
9	G	Anthony Wrzeszcz	6-4	Sr.	Gdynia, Poland Wasatch Academy Sam Houston McMaster
11	G	Elijah Elliott	6-0	Sr.	Houston, Texas Jack Yates High School Southern Illinois UTRGV
12	G	Christian Villegas	6-2	Sr.	El Paso, Texas Andress HS Texas A&M Corpus Christi
20	F	Amarco Doyle	6-7	So.	Queensland, Australia The Southport School Southern Idaho
21	G	Jemel Jones	6-4	Sr.	Chicago, Ill. Dwight D. Eisenhower HS Cal State Bakersfield
24	C	Cyr Malonga	6-11	Jr.	Pointe-Noire, Congo Evangel Christian East Carolina
66	C	Augustine Ekwe	6-9	Fr.	Lagos, Nigeria Wasatch Academy

STARTERS LOST | 5

NO.	POS.	NAME	YR.	GP/GS	MIN/G	FG-FGA	PCT.	3FG-FGA	PCT.	FT-FTA	PCT.	PPG	RPG	APG	BPG	SPG
2	G	Zawdie Jackson	Sr.	32/32	27.7	105-263	.399	35-93	.376	91-117	.778	10.5	2.3	3.1	0.0	1.0
3	G	Christian Cook	Sr.	32/31	31.3	149-388	.385	69-188	.367	41-54	.759	12.8	2.5	1.3	0.3	0.7
0	G	Dionte Bostic	Sr.	32/22	22.4	74-188	.394	16-61	.262	45-81	.556	6.5	3.2	1.7	0.1	1.1
12	F	Peter Filipovity	Gr.	29/21	27.3	136-301	.452	15-64	.234	92-138	.667	13.1	8.2	1.3	0.0	0.9
25	C	Emmanuel Tshimanga	Gr.	32/29	15.5	42-67	.627	0-0	.000	29-42	.690	3.5	4.2	0.5	0.6	0.4

RETURNING/LOST BY THE NUMBERS

STATISTIC	2024-25 TOTAL	% LOST FROM 2024-25	% RETURNING FROM 2024-25
Points	2,229	94% (2,100/2,229)	6% (129/2,229)
Rebounds	1,198	87% (1,045/1,198)	13% (77/1,198)
Assists	373	82% (309/373)	18% (64/373)
Blocked Shots	74	94% (70/74)	6% (4/74)
Steals	204	95% (182/204)	5% (22/204)
Field Goals	787	94% (743/787)	6% (44/787)
Field Goal Attempts	1,895	95% (1,795/1,895)	5% (100/1,895)
3-Pt. Field Goals	228	96% (219/228)	4% (9/228)
3-Pt. Field Goal Attempts	710	95% (676/710)	5% (34/710)
Free Throws	427	92% (395/427)	8% (32/427)
Free Throw Attempts	633	92% (582/633)	8% (51/633)
Minutes	6,425	91% (5,855/6,425)	9% (570/6,425)

2025-26 ROSTER BREAKDOWN

BY POSITION

GUARD | 8 | Elijah Elliott, Jemel Jones, Gabe Pickens, Jayland Randall, Omarr Smith, Chris Terrell, Christian Villegas, Anthony Wrzeszcz
FORWARD | 5 | Amarco Doyle, Teysean Eaglestaff, Julius Mims, Kyrese Mullen, Jae'Coby Osborne
CENTER | 2 | Augustine Ekwe, Cyr Malonga

BY CLASS

GRADUATE | 2 | Elijah Elliott, Julius Mims
SENIORS | 6 | Jemel Jones, Kyrese Mullen, Jayland Randall, Chris Terrell, Christian Villegas, Anthony Wrzeszcz
JUNIORS | 1 | Cyr Malonga
SOPHOMORE | 4 | Amarco Doyle, Teysean Eaglestaff, Gabe Pickens, Jae'Coby Osborne
FRESHMEN | 2 | Augustine Ekwe, Omarr Smith

BY HEIGHT

6-0 | 2 | Gabe Pickens, Chris Terrell
6-1 | 1 | Elijah Elliott
6-2 | 1 | Christian Villegas
6-4 | 3 | Jemel Jones, Omarr Smith, Anthony Wrzeszcz
6-5 | 1 | Jayland Randall
6-6 | 1 | Jae'Coby Osborne
6-7 | 3 | Amarco Doyle, Kyrese Mullen, Teysean Eaglestaff
6-9 | 2 | Augustine Ekwe, Julius Mims
6-11 | 1 | Cyr Malonga

BY STATE

ARIZONA | 1 | Gabe Pickens
MARYLAND | 1 | Omarr Smith
ILLINOIS | 1 | Jemel Jones
MICHIGAN | 1 | Jayland Randall
MISSISSIPPI | 1 | Chris Terrell
MONTANA | 1 | Julius Mims
SOUTH DAKOTA | 1 | Teysean Eaglestaff
TEXAS | 3 | Elijah Elliott, Jae'Coby Osborne, Christian Villegas
VIRGINIA | 1 | Kyrese Mullen

BY COUNTRY

AUSTRALIA | 1 | Amarco Doyle
CONGO | 1 | Cyr Malonga
NIGERIA | 1 | Augustine Ekwe
POLAND | 1 | Anthony Wrzeszcz
UNITED STATES | 11 | Teysean Eaglestaff, Elijah Elliott, Jemel Jones, Julius Mims, Kyrese Mullen, Jae'Coby Osborne, Gabe Pickens, Jayland Randall, Omarr Smith, Chris Terrell, Christian Villegas

LAST TIME OUT | NM STATE vs LIBERTY | WED., FEB 11, 2026 | GAME TWENTY FOUR

GAME 24



75 vs 77

| 11-13 | | 21-3 |

LAS CRUCES, N.M.
PAN AMERICAN CENTER
ATTENDANCE: 2,580

NMSU

Leading Scorers

Jemel Jones (23)

Julius Mims (21)

Leading Rebounders

Julius Mims (13)

Jae'Coby Osborne (7)

LU

Leading Scorers

JJ Harper (19)

Kaden Metheny (18)

Leading Rebounders

Zach Cleveland (14)

Josh Smith (4)

Liberty - 77																
Record: 21-3 (13-4)																
NO.	Name	Min	FG	3P	FT	Rebounds	Fouls	TP	AS	TO	ST	Blocks	BS	BA	+	-
25	Zach Cleveland	F 38:10	5-9	0-0	5-6	2 12 14	1 5	15	4	1	0	2	0	5		
0	Colin Porter	G 38:09	6-15	3-7	0-0	0 4 4	2 4	15	5	1	1	0	0	9		
3	Kaden Metheny	G 35:40	7-14	4-11	0-0	1 0 1	2 0	18	0	2	0	0	0	1		
4	Brett Decker Jr.	G 33:23	3-9	2-7	0-0	0 4 4	0 1	8	1	1	0	0	0	1		
9	JJ Harper	G 32:53	7-11	2-4	3-3	1 0 1	2 2	19	4	0	3	0	2			
1	Zander Carter	07:10	0-2	0-2	0-0	1 1 2	1 0	0	0	0	0	0	1	0		
12	Josh Smith	12:53	1-5	0-0	0-0	3 1 4	2 0	2	0	0	1	1	2	-13		
11	Zander Yates	01:42	0-1	0-1	0-0	0 0 0	2 0	0	0	0	0	0	0	-5		
Team						1 1 2	0 0	0	2							
Totals		29:66	11-32	8-9	9 23 32	12 12	77	14	7	5	2	4	2			

Major Fouls: NONE

LU									
NMSU									
Biggest lead									
10 (2 nd 17:03) 4 (1 st 6:20)									
Best Scoring Run									
12 (2 nd 17:03) 9 (1 st 6:20)									
Lead Changes									
18									
Times Tied									
17									
Time with Lead									
17:20 11:09									

NO.	Name	Min	FG	3P	FT	Rebounds	Fouls	TP	AS	TO	ST	Blocks	BS	BA	+	-
0	Julius Mims	F 32:48	10-13	1-2	0-0	5 8 13	1 2	21	0	0	0	0	1	6		
4	Jae'Coby Osborne	F 27:57	1-3	0-0	2-2	5 7 1	1 4	1	1	1	1	1	1	2		
1	Gabe Pickens	G 16:17	1-2	1-2	0-0	1 1 3	0 3	0	2	0	0	0	0	-6		
9	Anthony Wrzeszcz	G 30:27	3-10	2-8	0-0	0 3 3	0 2	8	0	1	0	0	0	1		
21	Jemel Jones	G 32:38	10-19	3-5	0-0	0 2 2	1 2	23	4	0	3	1	0	0		
5	Chris Terrell	23:08	4-5	1-1	3-3	0 3 3	3 3	12	6	3	0	1	0	1		
3	Kyrese Mullen	07:12	0-0	0-0	0-0	1 0 1	2 1	0	1	1	0	1	0	-8		
8	Jayland Randall	12:34	0-5	0-4	2-2	0 2 2	0 1	2	1	0	1	0	0	-11		
11	Elijah Elliott	16:59	1-6	0-5	0-0	0 3 3	1 0	2	1	1	0	0	0	-5		
Team						2 0 2	0 0	0								
Totals		30:63	8-27	7-7	10 27 37	12 12	75	14	10	5	4	2	2			

Major Fouls: NONE

• Wednesday's game marked the first time this season NM State had two players score 20+ points in the same game (Jones – 23, Mims – 21).

• Jemel Jones has now scored 20+ points in three consecutive games, averaging 25.0 points over that span.

• Julius Mims recorded his third double-double in the last four contests with 21 points and 13 rebounds.

• Chris Terrell tied his season high with 12 points while shooting 80% t from the field and dishing out a team-best six assists.





THE OPENING TIP

- Coming off a heartbreaking buzzer-beater loss at home to league leader Liberty, NM State hits the road looking to bounce back as it travels to Jacksonville, Ala., for a Conference USA showdown against Jax State on Saturday, Feb. 14. Tip-off is slated for 3 p.m. MT.
- Saturday's contest marks the first meeting between the two programs this season. Jax State enters the matchup with a 13-11 overall record and an 8-5 mark in CUSA play, currently tied for second place in the conference standings.

THE JONES EFFECT

- Senior guard Jemel Jones continues to pace the Aggies offensively, leading the team with 17.0 points per game – a mark that ranks tied for fifth in Conference USA.
- Jones has elevated his play as of late, averaging 25.0 points over his last three contests while shooting an efficient 52% from the field, 46% from beyond the arc and 83% from the free throw line.
- He had a 26-point performance on the road at LA Tech, adding five rebounds, five assists and three steals to power NM State to a 72-63 win over a Bulldog squad that entered the night 11-1 at home. Jones followed with another 26-point outing in the Battle of I-10 against UTEP, stuffing the stat sheet with six rebounds, four assists, one block and one steal in the overtime contest.
- In the Aggies' last matchup against Liberty, Jones tallied a team-high 23 points on 10-of-19 shooting, including 3-of-5 from deep, while adding four assists, three steals and two rebounds.
- With his performance against UTEP, Jones surpassed the 1,000-point mark at the Division I level — accomplishing the feat in just his second season competing at the level.

HE HAS THE "JUICE"

- Graduate forward Julius Mims has established himself as the anchor of the Aggie frontcourt this season. He ranks second on the team in scoring at 11.0 points per game while leading NM State on the glass with 8.7 rebounds per contest — a figure that ranks first in Conference USA.
- Mims has been on a tear as of late, recording double-doubles in three of his last four games while grabbing 10+ rebounds in each of those contests.
- Against Liberty, Mims delivered one of his strongest performances of the season with 21 points and 13 rebounds, marking his second 20-point outing of the year.

CONFERENCE-WIDE EFFICIENCY

- This season, 10 of the 12 CUSA teams have a higher overall FG% than they have allowed ... that is the fourth-highest such percentage among all DI conferences behind the SEC (93.8%), Big 12 (87.5%) and A-10 (85.7%).

1,000 POINT CLUB

- With his 26-point performance against UTEP, senior guard Jemel Jones surpassed the 1,000-point mark at the Division I level — reaching the milestone in just two seasons.
- Jones poured in 625 points last season at Cal State Bakersfield, and with six games remaining in the regular season, has already added 407 points for the Crimson & White this year.
- Prior to competing at the Division I level, Jones was a prolific scorer in junior college, tallying 1,999 points across two seasons at South Suburban and Olive-Harvey.

GABE FOUND HIS GROOVE

- Sophomore guard Gabe Pickens has found his rhythm within late as against LA Tech and UTEP he averaged 10.5 points and 3.5 assists per contest while starting at the point guard position. Pickens is shooting 46.7% from the field and 83.0% from the free-throw line in 52 minutes of action during the span.

THE PREVIOUS MATCHUP

- Despite facing a late push from the league leaders, the Aggies refused to fold. NM State continued to attack downhill and crash the offensive glass, keeping the contest within reach in the closing minutes. A late three-pointer from Jones and clutch free throws from Chris Terrell pulled the Aggies within striking distance, but a last-second shot by Zach Cleveland lifted Liberty to a narrow 77-75 victory.
- Jones led the way with 23 points, marking his third consecutive 20-plus point performance after scoring 26 in each of the previous two games.
- Julius Mims added 21 points and 13 rebounds to record his third double-double in the last four contests, anchoring the paint and providing key second-chance opportunities throughout the night.
- Saturday marked the first time this season NM State had two players score 20+ points in the same game (Jones – 23, Mims – 21).
- Chris Terrell tied his season high with 12 points while shooting 80% from the field and dishing out a team-best six assists.

NEW PIECES TO THE PUZZLE

- After losing more than 94% of its scoring and 87% of its rebounding to graduation and the transfer portal, NM State made it a priority this offseason to reload its roster with players capable of producing immediately.
- To bolster the scoring column, the Aggies added Jemel Jones, Elijah Elliott, Jayland Randall, and Chris Terrell.
 - Jones arrives after an impressive season at Cal State Bakersfield, averaging 18.9 points per game and earning Big West Newcomer of the Year honors.
 - Elliott transfers from Southern Illinois, where he averaged 14.0 points per game before an injury shortened his season. His year included a 21-point performance against Oklahoma State.
 - Randall joins the Aggies from Southern Indiana, where he posted





15.0 points per game last season.

– Terrell comes from Division II Delta State after ranking among the nation's top scorers with 21.2 points per game while also leading all D-II players with 3.5 steals per contest.

• To strengthen the frontcourt and rebounding efforts, NM State added Julius Mims, Kyrese Mullen, and Cyr Malonga.

– Mims transfers from Idaho, where he averaged 8.6 points and a team-high 6.3 rebounds per game while shooting 66.1% from the field.

– Mullen comes in after three seasons at Hampton, most recently averaging 7.3 points and 6.8 rebounds per game.

– Malonga joins the Aggies after two seasons at East Carolina, highlighted by a 10-point, nine-rebound performance against SMU during his freshman campaign.

PRESEASON RECOGNITION

• Senior guard Jemel Jones was named to the 2025-26 CUSA Preseason All-Conference Team. A transfer from CSU Bakersfield, Jones joins the Aggies following a standout season in which he averaged 18.9 points, 3.6 rebounds and 2.1 assists. He set multiple single-season program records for the Roadrunners, including total points (573) and scoring average (18.9), and earned All-Big West Second Team and Big West Newcomer of the Year honors.

SCOUTING THE GAMECOCKS

• Jax State enters Saturday's matchup with a 13-11 overall record and an 8-5 mark in CUSA play, sitting tied for second in the league standings. The Gamecocks are led by head coach Ray Harper, who is in his 10th season at the helm.

• Defensively, Jax State ranks among the nation's best. The Gamecocks sit 18th nationally in field goal percentage defense (39.6%), 22nd in scoring defense (66.4 ppg) and 27th in three-point field goal percentage defense

(29.8%).

• Offensively, Jax State is paced by Conference USA's leading scorer Mostapha El Moutaoukkil, who averages 18.3 points per game. He also leads the team with 7.3 rebounds per contest and ranks ninth nationally in free throw attempts with 201.

• The Gamecocks also feature one of the top perimeter threats in the country in AC Bryant, who ranks 36th nationally with 3.0 three-pointers made per game.

CUSA PLAYER OF THE WEEK

DATE	PLAYER	SCHOOL
11-10-25	Zach Cleveland	Liberty
11-17-25	Mostapha El Moutaoukkil	Jax State
11-24-25	Torey Alston	MTSU
12-1-25	Simeon Cottle	Kennesaw St
12-8-25	Corey Stephenson	FIU
12-15-25	Justyn Fernandez	Delaware
12-22-25	Torey Alston	MTSU
12-29-25	Kaden Metheny	Liberty
1-5-26	Alec Oglesby	MTSU
1-12-26	Simeon Cottle	Kennesaw St
1-19-26	RJ Johnson	Kennesaw St
1-26-26	Po'Boigh King	Sam Houston
2-2-26	Elijah Jones	UTEP
2-9-26	Zach Cleveland	Liberty

2025-26 CUSA PRESEASON POLL

RANK	SCHOOL	FPV	PTS.
1.	Liberty	11	143
2.	Kennesaw State	1	126
3.	NM State	-	113
4.	MTSU	-	103
5.	LA Tech	-	82
6.	WKU	-	79
7.	Jax State	-	67
8.	UTEP	-	66
9.	Sam Houston	-	56
10.	FIU	-	36
11.	Delaware	-	35
12.	Missouri State	-	30

2025-26 PRESEASON ALL-CUSA TEAM

PLAYER	YR.	POS.	SCHOOL
Zach Cleveland	Jr.	F	Liberty
Kaden Metheny	R-Sr.	G	Liberty
Simeon Cottle	Sr.	G	Kennesaw State
Jemel Jones	Sr.	G	NM State
Braedan Lue	So.	F	Kennesaw State
Colin Porter	Sr.	G	Liberty
Kaden Cooper	Sr.	G	LA Tech
Kamari Lands	Sr.	G	MTSU
Mostapha El Moutaoukkil	Sr.	G	Jax State
Cavan Reilly	Sr.	G	Delaware
PRESEASON PLAYER OF THE YEAR			
Simeon Cottle	Sr.	G	Kennesaw State

NET WORTH | 2025-26 OPPONENTS

DATE	OPPONENT	W/L	NET (Current/Day of Game)
11.4	Adams State	10-6	-/-
11.11	NM Highlands	6-13	-/-
11.15	New Mexico	18-5	45/-
11.21	Samford	12-12	250/-
11.25	UC Irvine	16-7	115/-
11.26	Georgia State	9-15	263/-
12.2	South Alabama	16-7	199/119
12.6	Abilene Christian	10-9	241/248
12.13	Tulsa	20-3	46/46
12.21	Sam Houston	16-8	100/76
12.28	Univ. of Southwest	5-13	-/-
1.2	FIU	11-12	183/180
1.4	Missouri State	13-10	195/212
1.8	WKU	13-11	170/130
1.10	MTSU	11-12	131/101
1.15	Liberty	20-3	80/91
1.17	Delaware	7-16	301/277
1.22	Missouri State	13-10	195/205
1.24	FIU	11-12	183/188
1.28	Delaware	7-16	295/301
1.31	Kennesaw State	14-9	160/160
2.4	LA Tech	13-10	258/249
2.7	UTEP	9-15	275/275
2.11	Liberty	20-3	80/80
2.14	Jax State	13-10	225/-
2.21	UTEP	9-15	283/-
2.26	WKU	13-11	170/-
2.28	MTSU	11-12	131/-
3.5	Jax State	13-10	225/-
3.7	Kennesaw St	14-9	160/-

THIS WEEK IN CUSA (WEEK 14)

Wednesday, Feb. 11

UTEP 69, at Jax State 64

Liberty 77, at NM State 75

Thursday, Feb. 12

MTSU 90, at Kennesaw State 87

Delaware 68, at FIU 66

LA Tech 79, at Missouri State 78 (2OT)

Saturday, Feb. 14

LA Tech at FIU, Noon

Delaware at Missouri State, 1 p.m.

Sam Houston at Kennesaw State, 2 p.m.

NM State at Jax State, 3 p.m.

MTSU at WKU, 4 p.m.

NM STATE COMEBACK WIN TRACKER

DEFICIT	vs.	FINAL	DATE
5	New Mexico	76-68	11-15-2025
1	UC Irvine	57-45	11-25-2025
9	Georgia State	77-58	11-26-2025
3	Sam Houston	87-78	12-21-2025
5	LA Tech	72-63	2-4-2026



PAN AMERICAN CENTER TEAM RECORDS

Most Points 133, vs. New Mexico Highlands (12/11/82)
 Most FG Attempts 122, vs. UT-Arlington (12/1/70)
 Most 3FGs Made 20, 2x, last by NM State (12/29/19)
 Most 3FG Attempts 39, vs. CSU Bakersfield (2/8/18)
 Most FTs Made 35, vs. New Mexico Highlands (11/25/78)
 35, vs. Seattle U (1/9/14)
 Most FT Attempts 53, 2x, Last vs. UMKC (1/31/19)
 Most Rebounds 85, vs. UT-Arlington (12/1/70)
 Most Fouls 38, vs. West Texas State (2/15/74)
 Fewest Fouls 8, 6x, Last vs. Chicago State (3/7/15)
 Most Turnovers 47, by San Jose State (12/19/70)
 Fewest Turnovers 3, vs. Indiana State (2/6/78)
 Margin of Victory .. 74, vs. Northern N.M. (104-30 on 12/29/19)
 Highest FG %686, vs. UTSA (1/3/13)
 Highest FT % (Min. 20) 955 vs. South Alabama (2/8/03)

PAN AMERICAN CENTER INDIVIDUAL RECORDS

Most Points 43, Willie Humes
 Idaho State vs. San Jose State (12/27/69)
 Rebounds 25, Sam Lacey vs. Idaho State (1/4/69)
 FGs Made 19, Jimmy Collins vs. Air Force (1/14/70)
 3FG Made 10, Jaycee Carroll
 Utah State vs. NM State (2/2/06)
 FTs Made 17, James Moore
 vs. Arkansas State (2/28/04)
 Assists 20, Sam Crawford
 vs. Sam Houston State (12/21/92)
 FG Percentage (Min. 10) 1.000 (13-13), Reggie Ramey
 West Texas A&M vs. NM State (2/13/75)
 FT Percentage 1.000 - Many

COLLEGEINSIDER.COM MID-MAJOR POLL

RK	TEAM	RECORD	PTS
1.	Gonzaga	22-2	774
2.	Miami (OH)	22-0	718
3.	Liberty	20-3	706
4.	Murray State	16-3	660
5.	Saint Mary's	17-3	645
6.	Yale	13-3	572
7.	Belmont	17-3	550
8.	High Point	16-5	538
9.	Santa Clara	16-5	491
10.	UNCW	17-2	442
11.	Akron	14-4	373
12.	Kent State	14-4	370
13.	Utah Valley	15-4	319
14.	Illinois State	13-6	318
15.	Buffalo	13-5	307
16.	UC San Diego	14-6	301
17.	Hofstra	13-6	285
18.	Hawaii	13-4	211
19.	McNeese	14-4	181
20.	North Dakota State	16-5	158
21.	Nothern Iowa	12-7	132
22.	SFA	13-5	129
23.	St. Thomas	15-5	122
24.	Troy	13-7	84
25.	UT Martin	15-4	78

2025-26 NM State CUSA opponents in **bold**

Others Receiving Votes:

Middle Tennessee 52, Wright State 51, UC Irvine 35, Winthrop 34, San Francisco 32, Bradley 30, Georgia Southern 27, Seattle 21, Charleston 20, **Kennesaw State 19**, ETSU 18, Oakland 15, Marist 14, **Missouri State 12**, Portland State 10, William & Mary 8, Elon 6, Furman 6, Bowling Green 4, Queens 4, St Peter's 4, Tennessee State 3, Long Island 2, South Alabama 2, Merrimack 1, Northern Kentucky 1.

NM STATE'S RECORD WHEN | 2025-26

NM STATE	ALL	CUSA
Leading at halftime	9-3	3-2
Tied at halftime	1-1	0-1
Trailing at halftime	1-9	1-7
Leading at half home	4-1	2-1
Tied at half home	1-1	0-1
Trailing at half home	0-3	0-3
Leading at half neutral	2-1	0-0
Tied at half neutral	0-0	0-0
Trailing at half neutral	0-3	0-0
Leading at half road	1-1	1-1
Tied at half road	0-0	0-0
Trailing at half road	1-4	1-4
Leading with 5:00 to go	10-3	4-2
Leading with 2:00 to go	10-3	4-2
Scoring ≤ 60 points	1-1	0-1
Opp. Scores ≤ 60 points	2-1	0-1
Scoring 61-69 points	0-3	0-2
Opp. Scores 61-69 pts	4-0	3-0
Scoring 70-79 pts	3-7	1-5
Opp. Scores 70-79 pts	2-6	1-4
Scoring 80-89 pts	3-2	2-2
Opp. Scores 80-89 pts	0-5	0-4
Scoring 90-99 pts	1-0	1-0
Opp. Scores 90-99 pts	0-1	0-1
Scoring 100+ pts	0-0	0-0
Opp. Scores 100+ pts	0-0	0-0
2 or fewer players w/ 10+ pts.	2-3	1-3
3 players w/ 10+ points	3-7	0-4
4 players w/ 10+ points	3-2	2-2
5 players w/ 10+ points	1-0	1-0
6 players w/ 10+ points	0-0	0-0
1 player w/ 20+ points	4-6	2-5
2 players w/ 20+ points	0-1	0-1
Shooting below 30%	0-1	0-1
Opp. shoots below 30%	2-0	1-0
Shooting 30-39%	3-3	1-2
Opp. shoots 30-39%	4-1	2-1
Shooting 40-49%	3-9	1-7
Opp. shoots 40-49%	2-7	1-5
Shooting 50% or higher	2-0	2-0
Opp. shoots 50% or higher	0-5	0-4
More rebounds	6-5	3-4
Fewer rebounds	3-6	2-5
Same rebounds	1-1	0-0
More turnovers	2-7	1-6
Fewer turnovers	7-5	3-3
Same turnovers	0-1	0-1
More pts. in the paint	6-4	3-3
Fewer pts. in the paint	2-7	1-6
Same pts. in the paint	0-1	0-0
More bench points	5-7	2-7
Fewer bench points	2-6	2-4
Same bench pts.	1-0	0-0
More 2nd chance pts.	4-5	1-4
Fewer 2nd chance pts.	4-5	2-3
Same 2nd chance pts.	0-2	0-2
More pts. off turnovers	7-5	4-3
Fewer pts. off turnovers	1-8	0-7
Same pts. off turnovers	0-0	0-0
More fast break points	4-6	1-4
Fewer fast break points	2-7	1-6
Same fast break points	2-0	2-0
On Monday	0-0	0-0
On Tuesday	3-1	0-0
On Wednesday	2-2	1-2
On Thursday	1-2	1-2
On Friday	1-1	0-1
On Saturday	2-6	1-4
On Sunday	2-0	1-0
In November	6-0	0-0
In December	2-3	1-0
In January	2-8	2-8
In February	1-2	1-2
In March	0-0	0-0
White uniforms	6-3	3-3
Black uniforms	1-4	1-3
Crimson uniforms	3-5	0-3
Throwback uniforms	0-1	0-1

THE LAST TIME NM STATE...

Won at home 1/8/26 vs. Western Kentucky (80-64)
 Lost at home 2/11/26 vs. Liberty (77-75)
 Won away 2/4/26 vs. LA Tech (72-63)
 Lost away 2/7/26 at UTEP (91-88 OT)
 Won neutral 11/26/25 vs. Georgia State (77-58)
 Lost neutral 12/13/25 vs. Tulsa (83-70)
 Won in OT 12/7/24 at New Mexico (89-83 OT)
 Lost in OT 2/7/26 at UTEP (91-88 OT)
 Won vs. ranked opp 3/17/22 vs. #21/21 UConn (70-63)\$
 Lost vs. ranked opp 11/6/23 at #16 Kentucky (46-86)
 7 players with 10+ points 11/11/16 vs. Arizona Christian
 6 players with 10+ points 2/4/23 vs. Seattle U
 5 players with 10+ points 1/19/26 vs. Delaware
 4 players with 10+ points 1/15/26 vs. Liberty
 3 players with 10+ points 2/11/26 at Liberty
 1 player with 20+ points 2/7/26 vs. UTEP
 Jemel Jones (26)
 2 players with 20+ points 2/11/26 vs. Liberty (77-75)
 Jemel Jones (23) & Julius Mims (21)
 Won by 20-29 points 1/19/26 vs. Delaware (97-68)
 Won by 30-39 points 1/4/24 vs. LA Tech (78-48)
 Won by 40-49 points 12/18/22 vs. Northern N.M. (95-53)
 Won by 50+ points 12/29/19 vs. Northern N.M. (104-30)
 Lost by 20-29 points 1/31/26 at Kennesaw State (76-53)
 Lost by 30-39 points 2/1/25 at Western Kentucky (101-69)
 Lost by 40-49 points 12/2/23 at New Mexico (62-106)
 Lost by 50+ points 2/22/66 - at Hardin Simmons (105-49)
 Scored 90-99 points 11/4/24 vs. NM Highlands (93-57)
 Scored 100+ points 12/29/19 vs. Northern N.M. (104)
 Made 30+ field goals 2/11/26 at Liberty (30)
 Made 35+ field goals 1/19/26 vs. Delaware (36)
 Made 40+ field goals 12/29/19 vs. Northern N.M. (41)
 Shot 55%+ in FGs 1/19/26 vs. Delaware (.571)
 Shot 60%+ in FGs 11/22/16 vs. Nicholls (.620)
 Made 10-15 3-pointers 2/7/26 at UTEP (10)
 Made 15+ 3-pointers 1/9/20 vs. Chicago State (16)
 Made 25+ free throws 1/8/26 vs. Western Kentucky (26)
 Had 50+ rebounds 1/24/26 vs. FIU (55)
 Had 15+ assists 2/7/26 at UTEP (15)
 Had 20+ assists 1/19/26 vs. Delaware (20)
 Had 25+ assists 11/25/22 vs. San Diego (25)#
 Had 15+ steals 11/4/24 vs. Adams State (15)
 Had 10+ steals 11/29/24 vs. Pepperdine (11)
 Had less than 10 TOs 1/22/26 vs. Missouri State (5)
 Had 20+ TOs 11/25/25 vs. UC Irvine (21)
 Forced 20+ TOs 11/11/25 vs. NM Highlands (21)
 Had 10+ blocked shots 1/16/16 vs. Chicago State (10)

THE LAST TIME AN AGGIE...

Scored 30-34 points 30, Teddy Allen at Grand Canyon (2/19/22)
 Scored 35-39 points 37, Teddy Allen vs. #21/21 UConn (3/17/22)
 Scored 40-44 points 41, Teddy Allen vs. Abilene Christian (1/15/22)
 Had 20+ rebounds 22, Jemerrio Jones vs. Seattle U^ (3/9/18)
 Had 25+ rebounds 27, Sam Lacey at Hardin Simmons (12/19/69)
 Had 10+ assists 10, Deshaundre Washington vs. NMHU (11/7/22)
 Had 5+ steals 5, Chris Terrell vs. NM Highlands (11/11/25)
 Had 10+ steals 11, Jemerrio Jones vs. ENMU (12/12/17)
 Had 5+ blocks 6, Johnny McCants vs. SFA (3/2/22)
 Had 10+ blocks 10, Sim Bhullar vs. Prairie View A&M (11/27/13)
 Made 10+ FGs 11, Marchelus Avery vs. NMMC (12/18/22)
 Made 10+ FTs 13, Teddy Allen vs. #21/21 UConn (3/17/22)\$
 Made 5+ 3FGs 5, Robert Carpenter vs. Kennesaw St (3/13/25)
 Had a triple-double vs. NM Highlands (11/7/22)
 Deshaundre Washington (17 pts., 10 reb., 10 ast.)
 Had a double-double vs. Missouri State (1/4/25)
 Julius Mims (22 pts, 14 reb.)
 2+ players with a double-double vs. UNLV (11/23/24)
 Robert Carpenter (10 Points, 13 Rebounds)
 Peter Filipovity (12 Points, 11 Rebounds)
 ^Denotes WAC Tournament game (Las Vegas, Nev.)
 *Denotes NCAA Tournament game
 %Game played at the HTC Center (Conway, S.C.)
 \$Game played at the KeyBank Center (Buffalo, N.Y.)
 !Game played at the Sprint Center (Kansas City, Mo.)
 #Game played at Orleans Arena (Las Vegas, Nev.)
 &Game played at Eastwood High School (El Paso, Texas)
 @Game played at the Don Haskins Center (El Paso, Texas)
 +Game played at Cancun Challenge (Riviera Maya, Mexico)





JASON HOOTEN

HEAD COACH | THIRD SEASON | TARLETON, '93 | RECORD: 302-216 (.589)



Former NM State Director of Athletics Mario Moccia announced the hiring of Jason Hooten as the 28th head coach of the Aggie men's basketball program on Friday, March 24. Hooten brings with him an impressive 13 years of head coaching experience across his 30-year coaching career.

Hooten embarked on one of the most unique challenges throughout college basketball in the 2023-24 season. NM State was the only team in Division I that returned zero points, rebounds, or assists. With 15 newcomers to Las Cruces, only Tarleton, Hooten's alma mater, had more new faces around the gym.

In his first year at helm, Hooten led the Aggies to a win over I-10 rival UTEP, a 23-point second half comeback to defeat the future CUSA Tournament Champions Western Kentucky and a 12-3 record inside of the Pan American Center. The Aggies also ranked first in all CUSA programs in average home game attendance, totaling 5,638 fans per contest.

In his second season leading the Crimson & White, he led NM State to a 17-15 record, improving by four wins from his first year while tying for the second-best road conference record in CUSA at 6-3. He guided the Aggies to signature road wins, including a sold-out overtime thriller over I-25 rival New Mexico - who went on to win the Mountain West and reach the NCAA Tournament's Round of 32 - and a historic victory at I-10 rival UTEP, marking NM State's largest win in El Paso since 1937 and the third-largest home loss in UTEP history. Under his leadership, the Aggies became one of the nation's top defensive teams, ranking sixth in three-point percentage defense (29.1%), 11th in field goal percentage defense (39.6%), and 32nd in scoring defense (65.9 ppg).

In 13 seasons as the head coach at Sam Houston State University, Hooten displayed a track record of success as he compiled 261 wins, posted a .607 win percentage and helped the Bearkats to six postseason appearances, including a win in the first round of the 2023 NIT. Hooten's ability to build a winning program guided him to become the Bearkats' winningest coach in program history. Hooten and his staff helped lead the SHSU program to six 20-plus win seasons, including four in the last six seasons.

In 2023, Hooten led the Bearkats to a program-tying record of 26 wins en route to earning the No. 1 seed in the 2023 WAC Tournament. On the heels of one of Sam Houston State University's best seasons in program history, Hooten was named one of 20 finalists for the Hugh Durham Award, which is presented to the top Division I mid-major coach in the country. Hooten also appeared on the list of 25 finalists for the Skip Prosser Man of the Year Award – an award honoring success on the court while also displaying moral integrity off the court.

Under Hooten, the Bearkat program produced 36 all-conference honorees, including 2023 WAC Player of the Year Qua Grant who was one of four conference players of the year to take the court for Hooten. The Killeen, Texas, native also coached nine first team all-conference selections, four all-defensive team members and one Southland Conference Defensive Player of the Year.

Hooten's defensive philosophies helped build the program into one of the stingiest defenses in the country this season as the Bearkats held teams to just 59.3 points per game to rank fourth in the country and first in the conference. SHSU opponents also combined to shoot just 39.1% from the field in 2022-23 – a mark that was good for fifth in the nation and tops in the WAC.

Hooten's Bearkat teams also gave NM State fits during their two-year stint as conference foes. Sam Houston knocked off the Aggies twice in two meetings, including handing NM State a 25-point loss to end a 10-game winning streak during the 2021-22 season. The 2022-23 season was also highlighted by a pair of wins over Power Five programs as they defeated both Oklahoma and Utah during non-conference play.

Prior to being appointed the head coach at Sam Houston, Hooten served as an assistant on the Bearkats' staff from 2004 to 2010 and was a member of the coaching staff during one of two NCAA Tournament appearances in program history when SHSU reached the Big Dance in 2010. In five seasons as an assistant with Sam Houston, the Bearkats reached 20 wins four times and posted an overall record of 127-59. In 2009, RecruitingRumors.com named Hooten as one of the top 100 NCAA assistant coaches while Collegensider.com named him to the Mid-Major Top 25 assistant coaches honorable mention list.

Ahead of his time with Sam Houston, Hooten appeared on Lonn Reisman's staff at Tarleton from 1993 to 2004. While coaching with his alma mater, Hooten helped the Texans construct a combined record of 204-111. Hooten's stint at Tarleton blossomed from his time as a student-athlete at TSU where he played for two seasons under Reisman (1989-91). As a guard, Hooten helped lead the Texans to a record of 52-10 while leading Tarleton in assists with 123 in 1990-91.

Hooten received his undergraduate degree from Tarleton State University in 1993 before earning his master's from Tarleton in 1995. He is married to Kristen Hooten and the two have a daughter, Jadyne, and a son, Jayce.

HOOTEN YEAR-BY-YEAR

YEAR | RECORD • CONFERENCE RECORD POSTSEASON

SAM HOUSTON (Head Coach)

2010-11	18-13 • 10-6 SLC	
2011-12	13-19 • 7-9 SLC	
2012-13	17-16 • 8-10 SLC	
2013-14	24-11 • 13-5 SLC	CIT (2nd Round)
2014-15	26-6 • 15-1 SLC	CIT (2nd Round)
2015-16	18-14 • 12-4 SLC	CIT (1st Round)
2016-17	21-12 • 10-7 SLC	
2017-18	21-13 • 12-4 SLC	CIT (Semifinals)
2018-19	21-12 • 16-2 SLC	NIT (1st Round)
2019-20	18-13 • 11-9 SLC	
2020-21	19-9 • 13-3 SLC	
2021-22	19-14 • 13-5 WAC	
2022-23	26-8 • 14-4 WAC	NIT (2nd Round)
13 Years	261-169 • 154-70	

NM STATE (Head Coach)

2023-24	13-19 • 7-9 CUSA
2024-25	17-15 • 10-8 CUSA
(2023-Current)	41-47 • 21-27

THE HOOTEN FILE

HOMETOWN: Killeen, Texas

EDUCATION: Tarleton, 1993

WIFE: Kristen

CHILDREN: Jadyne, Jayce





2025-26 OVERALL STATISTICS | NM STATE

Game Records

Record	Overall	Home	Away	Neutral
ALL GAMES	11-13	7-5	2-6	2-2
CONFERENCE	4-10	2-5	2-5	0-0
NON-CONFERENCE	7-3	5-0	0-1	2-2

Score by Periods

Team	1st	2nd	OT	TOT
New Mexico St.	837	964	16	1817
Opponents	802	887	19	1708

Team Box Score

No.	Player				Total		3-Point		F-Throw		Rebounds													
		GP-GS	MIN	AVG	FG-FGA	FG%	3FG-3FGA	3FG%	FT-FTA	FT%	OFF	DEF	TOT	AVG	PF	DQ	A	TO	BLK	STL	PTS	AVG		
21	JONES, Jemel	24-22	652:47	27.2	138-319	.433	38-101	.376	93-111	.838	22	75	97	4.0	51	0	60	32	8	36	407	17.0		
0	MIMS, Julius	23-23	637:56	27.7	105-178	.590	10-26	.385	32-52	.615	66	135	201	8.7	53	2	15	24	17	10	252	11.0		
11	ELLIOTT, Elijah	23-7	453:05	19.7	68-185	.368	34-96	.354	41-53	.774	7	36	43	1.9	34	0	54	33	3	21	211	9.2		
9	WRZESZCZ, Anthony	24-18	591:47	24.7	63-162	.389	48-132	.364	25-29	.862	5	43	48	2.0	46	0	28	18	3	10	199	8.3		
8	RANDALL, Jayland	24-1	468:14	19.5	62-174	.356	25-86	.291	44-56	.786	15	54	69	2.9	45	2	19	12	10	17	193	8.0		
4	OSBORNE, Jae'Coby	24-12	539:25	22.5	52-95	.547	2-11	.182	24-41	.585	49	59	108	4.5	46	0	16	20	9	13	130	5.4		
5	TERRELL, Chris	23-1	305:04	13.3	37-82	.451	12-30	.400	17-19	.895	3	30	33	1.4	28	0	47	19	1	26	103	4.5		
24	MALONGA, Cyr	20-16	264:37	13.2	32-47	.681	0-0	.000	21-44	.477	28	28	56	2.8	35	1	4	16	10	7	85	4.3		
3	MULLEN, Kyrese	21-4	294:44	14.0	28-76	.368	9-31	.290	24-41	.585	34	46	80	3.8	58	5	11	20	2	6	89	4.2		
1	PICKENS, Gabe	23-16	415:03	18.0	30-87	.345	10-36	.278	23-30	.767	4	28	32	1.4	49	0	66	41	0	16	93	4.0		
20	DOYLE, Amarco	3-0	15:14	5.1	3-9	.333	3-9	.333	0-0	.000	3	2	5	1.7	2	0	0	2	0	0	9	3.0		
66	EKWE, Augustine	16-0	166:00	10.4	17-31	.548	0-0	.000	6-7	.857	13	28	41	2.6	29	0	3	11	15	6	40	2.5		
12	VILLEGAS, Christian	4-0	15:09	3.8	1-6	.167	1-4	.250	1-2	.500	0	2	2	0.5	0	0	1	2	0	0	4	1.0		
7	EAGLESTAFF, Teysean	3-0	05:57	2.0	0-2	.000	0-1	.000	0-0	.000	0	0	0	0.0	1	0	0	0	1	0	0	0.0		
Team											47	35	82					10						
Total		24	4825		636-1453	.438	192-563	.341	351-485	.724	296	601	897	37.4	477	10	324	260	79	168	1817	75.7		
Opponents		24	4825		548-1341	.409	177-575	.308	435-590	.737	255	574	829	34.5	402	9	271	281	85	147	1708	71.2		

2025-26 OVERALL STATISTICS | JAX STATE

Game Records

Record	Overall	Home	Away	Neutral
ALL GAMES	13-11	9-5	4-5	0-1
CONFERENCE	8-5	5-2	3-3	0-0
NON-CONFERENCE	5-6	4-3	1-2	0-1

Score by Periods

Team	1st	2nd	OT	TOT
Jacksonville St.	806	940	0	1746
Opponents	731	862	0	1593

Team Box Score

No.	Player				Total		3-Point		F-Throw		Rebounds											
		GP-GS	MIN	AVG	FG-FGA	FG%	3FG-3FGA	3FG%	FT-FTA	FT%	OFF	DEF	TOT	AVG	PF	DQ	A	TO	BLK	STL	PTS	AVG
23	EL MOUTAOUAKKIL, Mostapha	24-22	699:51	29.2	144-316	.456	24-77	.312	128-201	.637	38	137	175	7.3	65	1	34	72	8	16	440	18.3
0	BRYANT, AC	24-23	710:11	29.6	99-247	.401	72-182	.396	35-49	.714	13	92	105	4.4	45	0	22	18	2	31	305	12.7
2	HILL, Jacoby	24-23	725:12	30.2	75-154	.487	16-46	.348	50-69	.725	44	41	85	3.5	50	0	38	32	1	26	216	9.0
13	ERKINS-FORD, Emondrek	24-4	483:27	20.1	75-133	.564	7-21	.333	50-76	.658	34	61	95	4.0	51	1	25	25	20	6	207	8.6
3	NASH, Jaye	24-10	577:20	24.1	33-97	.340	8-25	.320	55-81	.679	19	41	60	2.5	51	0	96	44	2	23	129	5.4
11	FRANKLIN, Jamar	19-6	270:42	14.2	34-98	.347	27-82	.329	6-12	.500	8	25	33	1.7	17	0	7	5	1	8	101	5.3
1	FITZGERALD JR., Marcus	21-10	371:58	17.7	33-84	.393	21-60	.350	17-20	.850	4	26	30	1.4	28	0	22	20	1	13	104	5.0
99	NIAGU, Iaroslav	21-14	439:05	20.9	33-65	.508	0-0	.000	28-37	.757	24	78	102	4.9	39	1	22	26	30	9	94	4.5
5	VUNGO, Bencao	8-2	106:50	13.4	13-27	.481	2-9	.222	4-6	.667	12	39	51	6.4	12	0	4	6	4	2	32	4.0
21	ANABITARTE, Aitor	12-6	105:03	8.8	11-13	.846	0-0	.000	12-14	.857	10	16	26	2.2	9	0	8	3	2	4	34	2.8
7	NNADOZIE, Toby	17-0	165:14	9.7	16-50	.320	3-18	.167	6-8	.750	8	18	26	1.5	22	0	9	10	2	7	41	2.4
42	TUT, Thomas	13-0	91:54	7.1	10-20	.500	3-5	.600	8-10	.800	6	11	17	1.3	12	0	2	6	5	1	31	2.4
14	LOY, Connor	6-0	40:14	6.7	3-4	.750	2-3	.667	0-0	.000	0	2	2	0.3	3	0	4	4	0	3	8	1.3
4	DRIGGERS, Aidan	7-0	13:00	1.9	2-4	.500	0-1	.000	0-0	.000	2	2	4	0.6	2	0	0	0	0	0	4	0.6
Team											47	38	85					20				
Total		24	4800		581-1312	.443	185-529	.350	399-583	.684	269	627	896	37.3	406	3	293	291	78	149	1746	72.8
Opponents		24	4800		534-1348	.396	174-583	.298	351-479	.733	244	550	794	33.1	461	12	259	275	76	159	1593	66.4





2025-26 NM STATE GAME-BY-GAME COMPARISON

Opponent	Date	Score		Total		3-Pointers		Free throws		Rebounds				PF	A	TO	BLK	STL	PTS	AVG
				FG-FGA	PCT	3FG-3FGA	PCT	FT-FTA	PCT	OFF	DEF	TOT	AVG							
Adams St.	11/04/2025	83-72	W	28-69	.406	5-15	.333	22-36	.611	12	31	43	43.0	23	14	15	5	15	83	83.0
N.M. Highlands	11/11/2025	74-58	W	26-51	.510	7-20	.350	15-22	.682	11	18	29	36.0	22	11	13	3	13	74	78.5
New Mexico	11/15/2025	76-68	W	23-56	.411	10-32	.313	20-26	.769	12	23	35	35.7	17	15	8	4	8	76	77.7
Samford	11/21/2025	81-72	W	31-57	.544	7-16	.438	12-16	.750	9	28	37	36.0	19	16	6	2	1	81	78.5
vs UC Irvine	11/25/2025	57-45	W	18-48	.375	2-16	.125	19-27	.704	13	29	42	37.2	26	5	21	3	6	57	74.2
vs Georgia St.	11/26/2025	77-58	W	29-76	.382	9-23	.391	10-14	.714	18	31	49	39.2	17	12	9	2	9	77	74.7
vs South Alabama	12/02/2025	75-77	L	28-66	.424	9-37	.243	10-13	.769	18	23	41	39.4	25	18	13	3	6	75	74.7
at Abilene Christian	12/06/2025	69-77	L	18-48	.375	6-18	.333	27-35	.771	13	16	29	38.1	22	12	12	3	7	69	74.0
vs Tulsa	12/13/2025	70-83	L	22-56	.393	6-18	.333	18-26	.692	8	17	25	36.7	23	14	11	3	8	70	73.6
Sam Houston	12/21/2025	87-78	W	35-68	.515	9-24	.375	8-11	.727	7	28	35	36.5	20	13	7	5	5	87	74.9
Southwest (NM)	12/28/2025	104-33	W	40-78	.513	10-30	.333	14-18	.778	22	40	62	38.8	14	26	11	6	14	104	77.5
at FIU	01/02/2026	74-89	L	28-57	.491	10-28	.357	8-12	.667	6	20	26	37.8	22	15	15	4	8	74	77.3
at Missouri St.	01/04/2026	82-89	L	28-61	.459	7-18	.389	19-23	.826	13	22	35	37.5	27	9	12	6	6	82	77.6
Western Ky.	01/08/2026	80-64	W	22-56	.393	10-23	.435	26-34	.765	17	32	49	38.4	15	11	11	3	4	80	77.8
Middle Tenn.	01/10/2026	55-59	L	18-52	.346	6-25	.240	13-22	.591	8	29	37	38.3	17	11	11	1	5	55	76.3
at Liberty	01/15/2026	71-73	L	29-61	.475	11-25	.440	2-4	.500	11	21	32	37.9	15	13	7	4	3	71	75.9
at Delaware	01/17/2026	97-68	W	36-63	.571	14-28	.500	11-11	1.000	9	26	35	37.7	20	20	4	3	5	97	77.2
Missouri St.	01/22/2026	75-84	L	27-62	.435	6-23	.261	15-20	.750	11	17	28	37.2	22	10	5	4	6	75	77.1
FIU	01/24/2026	78-81	L	25-72	.347	10-27	.370	18-27	.667	22	33	55	38.1	18	12	15	2	4	78	77.1
Delaware	01/28/2026	64-73	L	24-58	.414	10-30	.333	6-8	.750	12	17	29	37.7	11	17	10	1	6	64	76.5
at Kennesaw St.	01/31/2026	53-76	L	12-48	.250	2-16	.125	27-35	.771	10	20	30	37.3	25	6	12	3	7	53	75.3
at Louisiana Tech	02/04/2026	72-63	W	27-55	.491	8-20	.400	10-15	.667	11	24	35	37.2	19	15	12	3	9	72	75.2
at UTEP	02/07/2026	88-91	Lot	32-72	.444	10-24	.417	14-23	.609	13	29	42	37.4	26	15	10	2	8	88	75.7
Liberty	02/11/2026	75-77	L	30-63	.476	8-27	.296	7-7	1.000	10	27	37	37.4	12	14	10	4	5	75	75.7
Total		1817		636-1453	.438	192-563	.341	351-485	.724	296	601	897	37.4	477	324	260	79	168	1817	75.7
Opponents		1708		548-1341	.409	177-575	.308	435-590	.737	255	574	829	34.5	402	271	281	85	147	1708	71.2

New Mexico St. Averages

Games Played	Points/game	FG Pct	3FG Pct	FT Pct	Rebounds/game	Assists/game	Turnovers/game	Assist/Turnover ratio	Steals/game	Blocks/game
24	75.7	43.8	34.1	72.4	37.4	13.5	10.8	1.2	7.0	3.3

2025-26 NM STATE POINTS-REBOUNDS-ASSISTS

Opponent	Date	Score		0	1	3	4	5	7	8	9	11	12	20
				MIMS,JULIU	PICKENS,GA	MULLEN,KYR	OSBORNE,JA	TERRELL,CH	EAGLESTAFF	RANDALL,JA	WRZESZCZ,A	ELLIOTT,EL	VILLEGAS,C	DOYLE,AMAR
Adams St.	11/04/2025	83-72	W	12-8-2	6-4-5	0-2-0	4-3-0	3-1-2	DNP	7-4-0	5-0-1	5-2-1	DNP	DNP
N.M. Highlands	11/11/2025	74-58	W	DNP	2-1-3	2-2-0	2-3-1	6-1-1	DNP	4-3-2	15-2-0	3-0-0	DNP	DNP
New Mexico	11/15/2025	76-68	W	8-8-1	4-3-1	DNP	2-3-0	4-0-3	DNP	10-2-2	16-0-3	11-4-4	DNP	DNP
Samford	11/21/2025	81-72	W	17-11-1	3-7-8	10-3-1	4-2-2	2-1-0	DNP	10-3-0	7-1-2	8-0-1	DNP	DNP
vs UC Irvine	11/25/2025	57-45	W	4-5-1	9-1-2	7-8-0	10-5-0	3-1-1	DNP	7-8-1	3-1-0	2-1-0	DNP	DNP
vs Georgia St.	11/26/2025	77-58	W	6-11-0	4-1-2	6-5-0	7-7-0	11-3-3	0-0-0	9-5-3	3-0-0	11-1-2	0-0-0	3-0-0
vs South Alabama	12/02/2025	75-77	L	2-2-0	2-3-3	2-5-0	2-5-2	4-1-1	DNP	21-2-0	4-2-4	18-0-3	DNP	DNP
at Abilene Christian	12/06/2025	69-77	L	10-4-1	5-0-2	13-2-1	0-0-0	4-4-4	DNP	2-3-0	5-1-0	5-2-2	DNP	DNP
vs Tulsa	12/13/2025	70-83	L	16-5-0	0-1-4	0-1-0	3-1-1	0-0-0	DNP	7-2-1	8-0-2	7-5-2	DNP	DNP
Sam Houston	12/21/2025	87-78	W	9-9-0	4-2-0	4-5-2	2-2-2	4-3-3	DNP	16-1-2	11-3-1	18-1-2	DNP	DNP
Southwest (NM)	12/28/2025	104-33	W	17-6-0	4-1-9	12-8-0	4-11-0	12-4-9	DNP	10-4-1	9-8-3	DNP	4-2-0	3-4-0
at FIU	01/02/2026	74-89	L	7-3-0	8-1-1	DNP	10-3-3	7-4-2	DNP	5-2-1	15-2-3	14-3-2	DNP	DNP
at Missouri St.	01/04/2026	82-89	L	22-14-0	5-1-3	1-4-0	10-3-1	0-0-0	DNP	3-1-0	5-3-0	16-1-2	DNP	DNP
Western Ky.	01/08/2026	80-64	W	8-15-0	4-2-6	10-8-1	5-4-0	2-0-0	DNP	12-2-0	3-3-0	12-4-2	DNP	DNP
Middle Tenn.	01/10/2026	55-59	L	5-7-1	4-2-3	1-7-2	3-2-0	DNP	DNP	8-5-0	6-2-0	2-1-3	DNP	DNP
at Liberty	01/15/2026	71-73	L	8-6-2	0-0-0	10-12-1	6-2-5	DNP	DNP	4-2-0	16-2-1	12-2-2	DNP	DNP
at Delaware	01/17/2026	97-68	W	13-10-2	3-0-0	3-3-2	6-7-0	5-2-3	0-0-0	15-3-2	16-0-1	14-1-4	0-0-1	3-1-0
Missouri St.	01/22/2026	75-84	L	17-8-0	DNP	6-1-0	11-3-0	0-0-0	DNP	7-4-0	0-2-1	6-3-7	DNP	DNP
FIU	01/24/2026	78-81	L	9-13-1	0-0-2	5-8-0	6-4-0	0-2-1	DNP	8-5-0	7-0-0	26-2-3	DNP	DNP
Delaware	01/28/2026	64-73	L	12-9-3	0-0-4	0-2-1	6-5-2	3-0-0	DNP	14-4-2	20-3-1	3-1-3	DNP	DNP
at Kennesaw St.	01/31/2026	53-76	L	10-10-0	2-0-1	0-2-0	4-3-0	7-0-0	0-0-0	1-0-1	2-2-0	4-2-2	0-0-0	DNP
at Louisiana Tech	02/04/2026	72-63	W	13-12-0	8-0-3	DNP	7-4-0	6-0-2	DNP	3-2-0	1-4-3	8-2-2	DNP	DNP
at UTEP	02/07/2026	88-91	Lot	6-12-0	13-1-4	7-3-0	8-9-0	2-1-1	DNP	8-0-0	14-4-2	4-2-4	DNP	DNP
Liberty	02/11/2026	75-77	L	21-13-0	3-1-0	0-1-1	4-7-1	12-3-6	DNP	2-2-1	8-3-0	2-3-1	DNP	DNP



2024-25 NM STATE GAME-BY-GAME QUICK FACTS

Game Records

Record	Overall	Home	Away	Neutral
ALL GAMES	11-13	7-5	2-6	2-2
CONFERENCE	4-10	2-5	2-5	0-0
NON-CONFERENCE	7-3	5-0	0-1	2-2

Team Results

Date	Opponent		Score	Att.	High Points	High Rebounds
11/04/2025	Adams St.	W	83-72	4683	(23) JONES, Jemel	(9) JONES, Jemel
11/11/2025	N.M. Highlands	W	74-58	3856	(24) JONES, Jemel	(6) EKWE, Augustine
11/15/2025	New Mexico	W	76-68	8106	(16) WRZESZCZ, Anthony	(8) MIMS, Julius
11/21/2025	Samford	W	81-72	4484	(17) MIMS, Julius	(11) MIMS, Julius
11/25/2025	vs UC Irvine	W	57-45	0	(12) JONES, Jemel	(8) MULLEN, Kyrese
						(8) RANDALL, Jayland
11/26/2025	vs Georgia St.	W	77-58	0	(12) JONES, Jemel	(11) MIMS, Julius
12/02/2025	vs South Alabama	L	75-77	195	(21) RANDALL, Jayland	(9) JONES, Jemel
12/06/2025	at Abilene Christian	L	69-77	923	(19) JONES, Jemel	(4) MIMS, Julius
						(4) TERRELL, Chris
						(4) JONES, Jemel
12/13/2025	vs Tulsa	L	70-83	1342	(16) MIMS, Julius	(5) ELLIOTT, Elijah
						(5) MIMS, Julius
12/21/2025	Sam Houston	W	87-78	4125	(18) ELLIOTT, Elijah	(9) MIMS, Julius
12/28/2025	Southwest (NM)	W	104-33	3741	(19) JONES, Jemel	(11) OSBORNE, Jae'Coby
01/02/2026	at FIU	L	74-89	431	(15) WRZESZCZ, Anthony	(4) TERRELL, Chris
01/04/2026	at Missouri St.	L	82-89	2075	(22) MIMS, Julius	(14) MIMS, Julius
01/08/2026	Western Ky.	W	80-64	3603	(24) JONES, Jemel	(15) MIMS, Julius
01/10/2026	Middle Tenn.	L	55-59	4047	(16) JONES, Jemel	(7) MULLEN, Kyrese
						(7) MIMS, Julius
01/15/2026	at Liberty	L	71-73	2580	(16) WRZESZCZ, Anthony	(12) OSBORNE, Jae'Coby
01/17/2026	at Delaware	W	97-68	2560	(19) JONES, Jemel	(10) MIMS, Julius
01/22/2026	Missouri St.	L	75-84	5664	(28) JONES, Jemel	(8) MIMS, Julius
01/24/2026	FIU	L	78-81	5682	(26) ELLIOTT, Elijah	(13) MIMS, Julius
01/28/2026	Delaware	L	64-73	5538	(20) WRZESZCZ, Anthony	(9) MIMS, Julius
01/31/2026	at Kennesaw St.	L	53-76	1377	(13) JONES, Jemel	(10) MIMS, Julius
02/04/2026	at Louisiana Tech	W	72-63	2127	(26) JONES, Jemel	(12) MIMS, Julius
02/07/2026	at UTEP	Lot	88-91	7862	(26) JONES, Jemel	(12) MIMS, Julius
02/11/2026	Liberty	L	75-77	5236	(23) JONES, Jemel	(13) MIMS, Julius

Attendance Summary

	Games	Attend	Avg/Game
Home	12	58765	4897
Away	8	19935	2492
Neutral	4	1537	384
Total	24	80237	3343





INDIVIDUAL SINGLE-GAME HIGHS | NM STATE

New Mexico St. - Individual Game Highs

POINTS	28		Jemel Jones vs Missouri St. (01/22/2026)
	26		Jemel Jones at UTEP (02/07/2026)
	26		Jemel Jones at Louisiana Tech (02/04/2026)
	26		Elijah Elliott vs FIU (01/24/2026)
	24		Jemel Jones vs Western Ky. (01/08/2026)
	24		Jemel Jones vs N.M. Highlands (11/11/2025)
FIELD GOALS MADE	10		Julius Mims vs Liberty (02/11/2026)
	10		Jemel Jones vs Liberty (02/11/2026)
	10		Jemel Jones at Louisiana Tech (02/04/2026)
FIELD GOAL ATTEMPTS	20		Jayland Randall vs Delaware (01/28/2026)
	19		Jemel Jones vs Liberty (02/11/2026)
FIELD GOAL PERCENTAGE (min 5 made)	1.000	(7-7)	Julius Mims vs Samford (11/21/2025)
	1.000	(6-6)	Julius Mims at Delaware (01/17/2026)
	1.000	(5-5)	Jae'Coby Osborne vs Missouri St. (01/22/2026)
3 PT FG MADE	6		Anthony Wrzeszcz vs Delaware (01/28/2026)
	6		Elijah Elliott vs South Alabama (N) (12/02/2025)
3 PT FG ATTEMPTS	12		Anthony Wrzeszcz vs Delaware (01/28/2026)
	12		Anthony Wrzeszcz at FIU (01/02/2026)
	12		Elijah Elliott vs South Alabama (N) (12/02/2025)
3 PT FG PERCENTAGE (min 2 made)	1.000	(3-3)	Jemel Jones vs Southwest (NM) (12/28/2025)
	1.000	(2-2)	Jayland Randall vs Tulsa (N) (12/13/2025)
	1.000	(2-2)	Julius Mims vs Samford (11/21/2025)
FREE THROWS MADE	11		Jemel Jones vs Western Ky. (01/08/2026)
	8		Jemel Jones vs Missouri St. (01/22/2026)
	8		Jemel Jones at Missouri St. (01/04/2026)
FREE THROW ATTEMPTS	12		Jemel Jones vs Western Ky. (01/08/2026)
	9		Jemel Jones vs Missouri St. (01/22/2026)
	9		Cyr Malonga vs Adams St. (11/04/2025)
FREE THROW PERCENTAGE (min 3 made)	1.000	(8-8)	Jemel Jones at Missouri St. (01/04/2026)
	1.000	(6-6)	Jayland Randall vs Southwest (NM) (12/28/2025)
	1.000	(5-5)	Jayland Randall at Delaware (01/17/2026)
	1.000	(5-5)	Kyrese Mullen at Abilene Christian (12/06/2025)
	1.000	(4-4)	Jemel Jones at Louisiana Tech (02/04/2026)
	1.000	(4-4)	Gabe Pickens at Louisiana Tech (02/04/2026)
	1.000	(4-4)	Augustine Ekwe at Kennesaw St. (01/31/2026)
	1.000	(4-4)	Elijah Elliott at Kennesaw St. (01/31/2026)
	1.000	(4-4)	Jemel Jones vs FIU (01/24/2026)
	1.000	(4-4)	Jemel Jones at Delaware (01/17/2026)
	1.000	(4-4)	Julius Mims vs Tulsa (N) (12/13/2025)
	1.000	(4-4)	Jemel Jones vs UC Irvine (N) (11/25/2025)
	1.000	(4-4)	Jemel Jones vs N.M. Highlands (11/11/2025)
	1.000	(4-4)	Gabe Pickens vs Adams St. (11/04/2025)
	1.000	(3-3)	Chris Terrell vs Liberty (02/11/2026)
	1.000	(3-3)	Chris Terrell vs Southwest (NM) (12/28/2025)
	1.000	(3-3)	Anthony Wrzeszcz vs Tulsa (N) (12/13/2025)
	1.000	(3-3)	Jayland Randall vs South Alabama (N) (12/02/2025)
	1.000	(3-3)	Chris Terrell vs UC Irvine (N) (11/25/2025)
REBOUNDS	15		Julius Mims vs Western Ky. (01/08/2026)
	14		Julius Mims at Missouri St. (01/04/2026)
ASSISTS	9		Chris Terrell vs Southwest (NM) (12/28/2025)
	9		Gabe Pickens vs Southwest (NM) (12/28/2025)
STEALS	5		Chris Terrell vs Southwest (NM) (12/28/2025)
	5		Chris Terrell vs N.M. Highlands (11/11/2025)



INDIVIDUAL SINGLE-GAME HIGHS | OPPONENTS

2025-26 New Mexico St. Men's Basketball
Player Highs Analysis
All gamesPage 3/4
as of Feb 13, 2026

Opponent - Individual Game Highs

POINTS	32		Kobi Williams at Missouri St. (01/04/2026)
	29		Tylen Riley vs Tulsa (N) (12/13/2025)
	26		Keith Palek III vs Missouri St. (01/22/2026)
	25		Corey Stephenson vs FIU (01/24/2026)
	25		Tyler Houser at Delaware (01/17/2026)
FIELD GOALS MADE	8		Christian Bliss vs Delaware (01/28/2026)
	8		Michael Osei-Bonsu vs Missouri St. (01/22/2026)
	8		Tyler Houser at Delaware (01/17/2026)
	8		Kobi Williams at Missouri St. (01/04/2026)
FIELD GOAL ATTEMPTS	16		Kaseem Watson at UTEP (02/07/2026)
	16		Bradyn Hubbard at Abilene Christian (12/06/2025)
	16		Joah Chappelle vs Georgia St. (N) (11/26/2025)
	16		Micah Tucker vs Georgia St. (N) (11/26/2025)
FIELD GOAL PERCENTAGE (min 5 made)	.857	(6-7)	JJ Harper at Liberty (01/15/2026)
	.800	(8-10)	Christian Bliss vs Delaware (01/28/2026)
3 PT FG MADE	7		Kobi Williams at Missouri St. (01/04/2026)
	5		Scooter Williams Jr. at Louisiana Tech (02/04/2026)
3 PT FG ATTEMPTS	11		Kaden Metheny vs Liberty (02/11/2026)
	11		Kaseem Watson at UTEP (02/07/2026)
3 PT FG PERCENTAGE (min 2 made)	1.000	(3-3)	Brit Harris at FIU (01/02/2026)
	1.000	(2-2)	Christian Bliss vs Delaware (01/28/2026)
	1.000	(2-2)	Kade Unseld vs Western Ky. (01/08/2026)
	1.000	(2-2)	Joseph Venzant at Abilene Christian (12/06/2025)
FREE THROWS MADE	13		Tylen Riley vs Tulsa (N) (12/13/2025)
	12		Jamal West Jr. at UTEP (02/07/2026)
	12		Keith Palek III vs Missouri St. (01/22/2026)
	12		Jarmell Johnson vs Adams St. (11/04/2025)
FREE THROW ATTEMPTS	20		Jamal West Jr. at UTEP (02/07/2026)
	16		Derin Saran vs UC Irvine (N) (11/25/2025)
FREE THROW PERCENTAGE (min 3 made)	1.000	(13-13)	Tylen Riley vs Tulsa (N) (12/13/2025)
	1.000	(11-11)	Chaze Harris vs South Alabama (N) (12/02/2025)
	1.000	(7-7)	Justyn Fernandez vs Delaware (01/28/2026)
	1.000	(7-7)	Bradyn Hubbard at Abilene Christian (12/06/2025)
	1.000	(6-6)	Zawdie Jackson at FIU (01/02/2026)
	1.000	(6-6)	Myles Rigsby vs Tulsa (N) (12/13/2025)
	1.000	(5-5)	Christian Bliss vs Delaware (01/28/2026)
	1.000	(5-5)	Tyler Houser at Delaware (01/17/2026)
	1.000	(5-5)	Trey Williams Jr at Missouri St. (01/04/2026)
	1.000	(5-5)	Yaniel Rivera at Abilene Christian (12/06/2025)
	1.000	(4-4)	Darius Washington III at Kennesaw St. (01/31/2026)
	1.000	(4-4)	Zawdie Jackson vs FIU (01/24/2026)
	1.000	(4-4)	Terrion Murdix vs Western Ky. (01/08/2026)
	1.000	(4-4)	Miles Barnstable vs Tulsa (N) (12/13/2025)
	1.000	(4-4)	Jaxon Pollard vs Samford (11/21/2025)
	1.000	(4-4)	Marcus Pierce vs N.M. Highlands (11/11/2025)
	1.000	(3-3)	JJ Harper vs Liberty (02/11/2026)
	1.000	(3-3)	JJ Harper at Liberty (01/15/2026)
	1.000	(3-3)	Kyle Evans vs UC Irvine (N) (11/25/2025)
	1.000	(3-3)	Tomislav Buljan vs New Mexico (11/15/2025)
REBOUNDS	14		Zach Cleveland vs Liberty (02/11/2026)
	13		Tomislav Buljan vs New Mexico (11/15/2025)
ASSISTS	7		RJ Johnson at Kennesaw St. (01/31/2026)
	7		Zach Cleveland at Liberty (01/15/2026)
STEALS	4		Eric Dibami at FIU (01/02/2026)
	4		Micah Tucker vs Georgia St. (N) (11/26/2025)





SINGLE-GAME SEASON HIGHS | NM STATE

2025-26 New Mexico St. Men's Basketball
Team High/Low Analysis
All gamesPage 1/4
as of Feb 13, 2026

New Mexico St. - Game Highs

POINTS	104		Southwest (NM) (12/28/2025)
	97		at Delaware (01/17/2026)
	88		at UTEP (02/07/2026)
	87		Sam Houston (12/21/2025)
	83		Adams St. (11/04/2025)
FIELD GOALS MADE	40		Southwest (NM) (12/28/2025)
	36		at Delaware (01/17/2026)
FIELD GOAL ATTEMPTS	78		Southwest (NM) (12/28/2025)
	76		vs Georgia St. (N) (11/26/2025)
FIELD GOAL PERCENTAGE	.571	(36-63)	at Delaware (01/17/2026)
	.544	(31-57)	Samford (11/21/2025)
3 PT FG MADE	14		at Delaware (01/17/2026)
	11		at Liberty (01/15/2026)
3 PT FG ATTEMPTS	37		vs South Alabama (N) (12/02/2025)
	32		New Mexico (11/15/2025)
3 PT FG PERCENTAGE	.500	(14-28)	at Delaware (01/17/2026)
	.440	(11-25)	at Liberty (01/15/2026)
FREE THROWS MADE	27		at Kennesaw St. (01/31/2026)
	27		at Abilene Christian (12/06/2025)
FREE THROW ATTEMPTS	36		Adams St. (11/04/2025)
	35		at Kennesaw St. (01/31/2026)
	35		at Abilene Christian (12/06/2025)
FREE THROW PERCENTAGE	1.000	(11-11)	at Delaware (01/17/2026)
	1.000	(7-7)	Liberty (02/11/2026)
REBOUNDS	62		Southwest (NM) (12/28/2025)
	55		FIU (01/24/2026)
ASSISTS	26		Southwest (NM) (12/28/2025)
	20		at Delaware (01/17/2026)
STEALS	15		Adams St. (11/04/2025)
	14		Southwest (NM) (12/28/2025)
BLOCKED SHOTS	6		at Missouri St. (01/04/2026)
	6		Southwest (NM) (12/28/2025)
TURNOVERS	21		vs UC Irvine (N) (11/25/2025)
	15		FIU (01/24/2026)
	15		at FIU (01/02/2026)
	15		Adams St. (11/04/2025)
FOULS	27		at Missouri St. (01/04/2026)
	26		at UTEP (02/07/2026)
	26		vs UC Irvine (N) (11/25/2025)



SINGLE-GAME SEASON HIGHS | OPPONENTS


 2025-26 New Mexico St. Men's Basketball
Team High/Low Analysis
All games

 Page 2/4
as of Feb 13, 2026

Opponent - Game Highs

POINTS	91		at UTEP (02/07/2026)
	89		at Missouri St. (01/04/2026)
	89		at FIU (01/02/2026)
	84		Missouri St. (01/22/2026)
	83		vs Tulsa (N) (12/13/2025)
FIELD GOALS MADE	31		at FIU (01/02/2026)
	29		Liberty (02/11/2026)
FIELD GOAL ATTEMPTS	69		at UTEP (02/07/2026)
	68		Western Ky. (01/08/2026)
	68		Sam Houston (12/21/2025)
FIELD GOAL PERCENTAGE	.542	(26-48)	at Liberty (01/15/2026)
	.532	(25-47)	Delaware (01/28/2026)
3 PT FG MADE	12		vs Tulsa (N) (12/13/2025)
	11		Liberty (02/11/2026)
	11		at UTEP (02/07/2026)
3 PT FG ATTEMPTS	33		vs Georgia St. (N) (11/26/2025)
	32		Liberty (02/11/2026)
	32		at UTEP (02/07/2026)
	32		Southwest (NM) (12/28/2025)
3 PT FG PERCENTAGE	.476	(10-21)	at Missouri St. (01/04/2026)
	.471	(8-17)	at Abilene Christian (12/06/2025)
FREE THROWS MADE	32		vs South Alabama (N) (12/02/2025)
	29		at Missouri St. (01/04/2026)
	29		vs Tulsa (N) (12/13/2025)
FREE THROW ATTEMPTS	39		at Missouri St. (01/04/2026)
	39		vs South Alabama (N) (12/02/2025)
FREE THROW PERCENTAGE	1.000	(15-15)	Delaware (01/28/2026)
	.889	(8-9)	Liberty (02/11/2026)
REBOUNDS	49		at UTEP (02/07/2026)
	43		Sam Houston (12/21/2025)
ASSISTS	19		at FIU (01/02/2026)
	16		at Liberty (01/15/2026)
	16		vs Tulsa (N) (12/13/2025)
STEALS	11		FIU (01/24/2026)
	9		at FIU (01/02/2026)
	9		vs South Alabama (N) (12/02/2025)
	9		vs UC Irvine (N) (11/25/2025)
BLOCKED SHOTS	14		Adams St. (11/04/2025)
	8		at UTEP (02/07/2026)
TURNOVERS	22		Southwest (NM) (12/28/2025)
	22		Adams St. (11/04/2025)
FOULS	24		at Abilene Christian (12/06/2025)
	24		Adams St. (11/04/2025)





SINGLE-GAME SEASON LOWS | NM STATE



2025-26 New Mexico St. Men's Basketball
Team High/Low Analysis
All games

Page 3/4
as of Feb 13, 2026

New Mexico St. - Game Lows

POINTS	53		at Kennesaw St. (01/31/2026)
	55		Middle Tenn. (01/10/2026)
	57		vs UC Irvine (N) (11/25/2025)
	64		Delaware (01/28/2026)
	69		at Abilene Christian (12/06/2025)
FIELD GOALS MADE	12		at Kennesaw St. (01/31/2026)
	18		Middle Tenn. (01/10/2026)
	18		at Abilene Christian (12/06/2025)
	18		vs UC Irvine (N) (11/25/2025)
FIELD GOAL ATTEMPTS	48		at Kennesaw St. (01/31/2026)
	48		at Abilene Christian (12/06/2025)
	48		vs UC Irvine (N) (11/25/2025)
FIELD GOAL PERCENTAGE	.250	(12-48)	at Kennesaw St. (01/31/2026)
	.346	(18-52)	Middle Tenn. (01/10/2026)
3 PT FG MADE	2		at Kennesaw St. (01/31/2026)
	2		vs UC Irvine (N) (11/25/2025)
3 PT FG ATTEMPTS	15		Adams St. (11/04/2025)
	16		at Kennesaw St. (01/31/2026)
	16		vs UC Irvine (N) (11/25/2025)
	16		Samford (11/21/2025)
3 PT FG PERCENTAGE	.125	(2-16)	at Kennesaw St. (01/31/2026)
	.125	(2-16)	vs UC Irvine (N) (11/25/2025)
FREE THROWS MADE	2		at Liberty (01/15/2026)
	6		Delaware (01/28/2026)
FREE THROW ATTEMPTS	4		at Liberty (01/15/2026)
	7		Liberty (02/11/2026)
FREE THROW PERCENTAGE	.500	(2-4)	at Liberty (01/15/2026)
	.591	(13-22)	Middle Tenn. (01/10/2026)
REBOUNDS	25		vs Tulsa (N) (12/13/2025)
	26		at FIU (01/02/2026)
ASSISTS	5		vs UC Irvine (N) (11/25/2025)
	6		at Kennesaw St. (01/31/2026)
STEALS	1		Samford (11/21/2025)
	3		at Liberty (01/15/2026)
BLOCKED SHOTS	1		Delaware (01/28/2026)
	1		Middle Tenn. (01/10/2026)
TURNOVERS	4		at Delaware (01/17/2026)
	5		Missouri St. (01/22/2026)
FOULS	11		Delaware (01/28/2026)
	12		Liberty (02/11/2026)



SINGLE-GAME SEASON LOWS | OPPONENTS


 2025-26 New Mexico St. Men's Basketball
Team High/Low Analysis
All games

 Page 4/4
as of Feb 13, 2026

Opponent - Game Lows

POINTS	33		Southwest (NM) (12/28/2025)
	45		vs UC Irvine (N) (11/25/2025)
	58		vs Georgia St. (N) (11/26/2025)
	58		N.M. Highlands (11/11/2025)
	59		Middle Tenn. (01/10/2026)
FIELD GOALS MADE	12		Southwest (NM) (12/28/2025)
	12		vs UC Irvine (N) (11/25/2025)
FIELD GOAL ATTEMPTS	44		vs Tulsa (N) (12/13/2025)
	45		vs South Alabama (N) (12/02/2025)
	45		vs UC Irvine (N) (11/25/2025)
	45		N.M. Highlands (11/11/2025)
FIELD GOAL PERCENTAGE	.200	(12-60)	Southwest (NM) (12/28/2025)
	.267	(12-45)	vs UC Irvine (N) (11/25/2025)
3 PT FG MADE	2		vs UC Irvine (N) (11/25/2025)
	4		Middle Tenn. (01/10/2026)
	4		Southwest (NM) (12/28/2025)
3 PT FG ATTEMPTS	13		vs South Alabama (N) (12/02/2025)
	15		at Liberty (01/15/2026)
3 PT FG PERCENTAGE	.125	(4-32)	Southwest (NM) (12/28/2025)
	.125	(2-16)	vs UC Irvine (N) (11/25/2025)
FREE THROWS MADE	5		Southwest (NM) (12/28/2025)
	8		Liberty (02/11/2026)
FREE THROW ATTEMPTS	9		Liberty (02/11/2026)
	11		Southwest (NM) (12/28/2025)
FREE THROW PERCENTAGE	.455	(5-11)	Southwest (NM) (12/28/2025)
	.560	(14-25)	at Louisiana Tech (02/04/2026)
REBOUNDS	24		at Delaware (01/17/2026)
	25		vs UC Irvine (N) (11/25/2025)
ASSISTS	4		vs UC Irvine (N) (11/25/2025)
	6		Southwest (NM) (12/28/2025)
STEALS	1		at Delaware (01/17/2026)
	2		Missouri St. (01/22/2026)
BLOCKED SHOTS	0		at Liberty (01/15/2026)
	1		Missouri St. (01/22/2026)
	1		at Delaware (01/17/2026)
	1		New Mexico (11/15/2025)
TURNOVERS	3		Samford (11/21/2025)
	5		Western Ky. (01/08/2026)
FOULS	7		Delaware (01/28/2026)
	8		at Liberty (01/15/2026)

Single Game Highs

Statistic	Value	
Points	23	at UC Riverside 12/21/23
Rebounds	15	vs Western Ky. 01/08/26
Assists	5	vs Pacific Lutheran 11/17/23
Steals	5	vs Idaho St. 02/17/24
Blocks	5	vs Northern Ariz. 01/25/24
FG Made	10	at Weber St. 01/20/24, vs Liberty 02/11/26
FG Attempts	14	vs UC San Diego 11/24/23
3FG Made	3	vs Sacramento St. 12/28/23
3FG Attempts	5	at UC Riverside 12/21/23
FT Made	6	vs Eastern Wash. 01/13/24, at Abilene Christian 12/06/25
FT Attempts	10	vs Evergreen St. 11/19/24

JULIUS O MIMS

Graduate Student
Forward • 6-9
Billings, Mont. | Idaho



2024-25 (Idaho): Appeared in 31 of 33 games for Idaho, starting 30 ... Averaged 8.6 points and a team-high 6.3 rebounds per game while shooting a team-best 66.1 percent from the field ... Led the Vandals with 33 blocks ... Posted a season-high 21 points on 8-11 shooting versus Evergreen State (Nov. 19) ... Grabbed 13 rebounds in back-to-back games against Idaho State (Feb. 27) and Weber State (Mar. 3), including a season-best 11 defensive boards versus Weber and a career-high six offensive boards versus Idaho State.

2023-24 (Idaho):: Started all 32 games, averaging 27.6 minutes, 11.1 points, and a team-leading 7.2 rebounds per contest ... Shot 63.3 percent from the field, 33.3 percent from three, and 55.9 percent from the free throw line ... Scored in double figures 18 times, including a Division I career-high 23 points against UC Riverside (Dec. 21) ... Tallied five double-doubles, including a 15-point, 14-rebound performance in a road win over Montana State (Feb. 3) ... Led Idaho in eight categories: field goals made (150), FG% (63.3), rebounds per game (7.2), total rebounds (229), defensive rebounds (5.4), offensive rebounds (1.8), blocks (48), and steals (34) ... First Vandal since 2017-18 to collect 14+ rebounds in three games in one season.

2021-23 (North Idaho College): Started all 24 games as a sophomore, averaging 16.9 points, 9.9 rebounds, and 1.8 blocks per game ... Shot 58.3 percent from the field and 41.3 percent from three-point range ... Scored in double figures in 23 of 24 games, including a career-best 29 points at Spokane CC (Jan. 21, 2023) ... Named 2023 NWAC East Region Defensive Player of the Year and First Team All-Region for the second straight year ... Also earned 2022-23 All-American honors from the National Association of Basketball Coaches ... Helped lead the Cardinals to a 28-0 record and the No. 1 seed at the NWAC Tournament ... As a freshman, started 20 of 21 games and averaged 17.4 points, 9.1 rebounds, and 0.9 blocks.

High School: Three-year varsity letterwinner at Skyview High School (Billings, Mont.) ... Two-time All-State and First Team All-Conference selection ... Averaged 17 points, 10 rebounds, and four blocks per game ... Helped Skyview to a co-championship finish at the 2020 Montana State AA Tournament ... Named the 2019-20 Gatorade Montana Boys Basketball Player of the Year ... Captured the 2019 Montana State AA title in the high jump, clearing 6'9".

MIMS'S CAREER STATS | ALL GAMES

				Field Goals		3-Point		F-Throws		Rebounds										Scoring	
SEASON	TEAM	GP-GS	MIN/AVG	FG-FGA	FG%	3FG-3FGA	3FG%	FT-FTA	FT%	OFF	DEF	TOT	AVG	PF-FO	A	TO	BLK	STL	PTS	AVG	
2023-24	UI	32-32	882/27.6	150-237	.633	18-54	.333	38-68	.559	56	173	229	7.2	78-2	33	44	48	34	356	11.1	
2024-25	UI	31-30	639/20.6	111-168	.661	2-8	.250	42-76	.553	64	132	196	6.3	100-5	24	45	33	17	266	8.6	
2025-26	NMSU	23-23	638/27.7	105-178	.590	10-26	.385	32-52	.615	66	135	201	8.7	53-2	15	24	17	10	252	11.0	
TOTAL FOR NMSU		23-23	638/27.7	105-178	.590	10-26	.385	32-52	.615	66	135	201	8.7	53-2	15	24	17	10	252	11.0	
TOTAL		86-85	2159/25.1	366-583	.628	30-88	.341	112-196	.571	186	440	626	7.3	231-9	72	113	98	61	874	10.2	



1

GABE
PICKENS

Sophomore
Guard • 6-0
Phoneix, Ariz. | Dream City

Single Game Highs		
Statistic	Value	
Points	14	at UNLV 11/23/24
Rebounds	7	vs Samford 11/21/25
Assists	9	vs Southwest (NM) 12/28/25
Steals	2	5 times
FG Made	5	at UTEP 02/07/26
FG Attempts	9	at UTEP 02/07/26
3FG Made	2	5 times
3FG Attempts	5	at Western Ky. 02/01/25
FT Made	6	at UNLV 11/23/24
FT Attempts	10	at UNLV 11/23/24

2024-25 (NM State): Appeared in 30 of the Aggies’ 32 games, leading all freshmen with an average of 11.3 minutes per contest ... Scored a season-high 14 points at UNLV (Nov. 23), adding two rebounds and two assists while going 2-for-2 from three-point range ... Tallied a season-best five assists versus Kennesaw State (Jan. 23) ... Recorded a season-high two steals against LA Tech (Jan. 4).

High School: Pickens was a three-star recruit coming out of high school... was ranked 28th best player in Arizona and 38th best point guard in the 2024 recruiting class... in his senior year at Dream City he averaged 12 points, 5 assists and 2 steals per game... was a Mcdonald’s All-American nominee... named a two-time Grind Session MVP and the 2023 Flight Club Tournament MVP... in his sophomore year at Millennium High School he was named to the 5A All-Region First Team and the Conference Defensive POY after averaging 11 points, 6.1 assists and 2.4 steals per game.

PICKENS’S CAREER STATS | ALL GAMES

				Field Goals		3-Point		F-Throws		Rebounds									Scoring	
SEASON	TEAM	GP-GS	MIN/AVG	FG-FGA	FG%	3FG-3FGA	3FG%	FT-FTA	FT%	OFF	DEF	TOT	AVG	PF-FO	A	TO	BLK	STL	PTS	AVG
2024-25	NMSU	30-0	336/11.2	21-64	.328	8-30	.267	21-30	.700	2	26	28	0.9	28-0	58	40	0	11	71	2.4
2025-26	NMSU	23-16	415/18.0	30-87	.345	10-36	.278	23-30	.767	4	28	32	1.4	49-0	66	41	0	16	93	4.0
TOTAL		53-16	751/14.2	51-151	.338	18-66	.273	44-60	.733	6	54	60	1.1	77-0	124	81	0	27	164	3.1



**OMARR 2
SMITH**

Freshman
Guard • 6-4
Baltimore, MD. | City College HS



High School: Four-year varsity player who began his career at Archbishop Curley before transferring to City College for his final two seasons ... As a senior, helped guide the Knights to a 22-5 record while averaging 20.4 points, 8.8 rebounds, and 4.0 assists per game ... Delivered 20 points, seven rebounds, and three steals in the state championship game to help secure the title ... Earned First Team All-Metro honors in back-to-back seasons.

SMITH'S CAREER STATS | ALL GAMES



3 KYRESE MULLEN

Senior
Forward • 6-7
Norfolk, Va. | Hampton

Single Game Highs

Statistic	Value	
Points	32	vs Col. of Charleston 01/25/24
Rebounds	18	vs Mid-Atlantic Christ. 11/09/23
Assists	5	vs Drexel 02/13/25
Steals	3	vs Northeastern 01/07/23, vs Mid-Atlantic Christ. 11/09/23, vs Regent 12/18/24
Blocks	3	at Monmouth 01/21/23, vs Bowling Green 12/11/22
FG Made	11	vs Mid-Atlantic Christ. 11/09/23, vs Col. of Charleston 01/25/24
FG Attempts	19	at Eastern Mich. 12/21/23, vs UNCW 02/10/24
3FG Made	6	vs Col. of Charleston 01/25/24
3FG Attempts	9	at Stony Brook 02/15/24
FT Made	10	vs William & Mary 01/11/24
FT Attempts	12	vs William & Mary 01/11/24

24-25 (Hampton): Appeared in all 32 games for Hampton, making 13 starts ... Averaged 7.3 points, 6.8 rebounds, and 1.0 assist while shooting 40.8% from the field ... Recorded four double-doubles and scored in double figures 10 times ... Posted a season-high 23 points in a win over Regent (Dec. 18) and 22 points on 8-11 shooting against Apprentice (Dec. 12) ... Registered seven games with 10+ rebounds, including 15-rebound efforts versus Delaware (Jan. 11) and Monmouth (Feb. 6), grabbing at least five offensive boards in each.

2023-24 (Hampton): Played in 27 games with 25 starts, averaging 14.8 points, 8.4 rebounds, and 1.5 assists ... Shot 45% from the field ... Led Hampton in scoring (400 points) and rebounding (226 boards) ... Led the Coastal Athletic Association in double-doubles and reached double figures in 20 games ... Highlighted by back-to-back 23-point games versus UNCW and Stony Brook, a career-high 32 points against Charleston, and an 18-rebound performance in the season opener versus Mid-Atlantic Christian ... Hit a game-winning shot against Elon to secure Hampton's first-ever CAA Tournament victory.

2022-23 (Hampton): Appeared in 25 games with 19 starts as a freshman ... Averaged 8.1 points and a team-high 8.1 rebounds while shooting 48% from the floor ... Earned CAA All-Rookie Team honors ... Posted four double-doubles, including three straight late in the season ... Recorded a career-best 17 rebounds at North Carolina A&T (Jan. 16) ... Named CAA Rookie of the Week (Feb. 27) after a double-double versus Monmouth.

2020-21 (Northeastern State): Recorded minutes in 21 of the RiverHawks' 22 games and made a pair of starts as a true freshman... averaged 20.2 minutes, 7.7 points, 1.2 rebounds and 1.2 assists per game while shooting 45.2% from the field... scored 13 or more points in each of the RiverHawks' final five contests, including a season-high 23-point outburst in NSU's penultimate game of the season.

MULLEN'S CAREER STATS | ALL GAMES

				Field Goals		3-Point		F-Throws		Rebounds									Scoring	
SEASON	TEAM	GP-GS	MIN/AVG	FG-FGA	FG%	3FG-3FGA	3FG%	FT-FTA	FT%	OFF	DEF	TOT	AVG	PF-FO	A	TO	BLK	STL	PTS	AVG
2022-23	Hamp	30-21	718/23.9	80-168	.476	1-8	.125	62-90	.689	94	138	232	7.7	97-4	18	33	18	12	223	7.4
2023-24	Hamp	27-25	786/29.1	152-332	.458	33-111	.297	63-110	.573	70	156	226	8.4	78-3	40	69	3	19	400	14.8
2024-25	Hamp	32-13	674/21.1	86-211	.408	14-61	.230	47-86	.547	77	139	216	6.8	66-1	32	44	6	18	233	7.3
2025-26	NMSU	21-4	295/14.0	28-76	.368	9-31	.290	24-41	.585	34	46	80	3.8	58-5	11	20	2	6	89	4.2
TOTAL FOR NMSU		21-4	295/14.0	28-76	.368	9-31	.290	24-41	.585	34	46	80	3.8	58-5	11	20	2	6	89	4.2
TOTAL		110-63	2473/22.5	346-787	.440	57-211	.270	196-327	.599	275	479	754	6.9	299-13	101	166	29	55	945	8.6



Single Game Higns

Statistic	Value
Points	11 vs Missouri St. 01/22/26
Rebounds	12 at Liberty 01/15/26
Assists	3 at FIU 01/02/26
Steals	2 5 times
Blocks	2 at Liberty 01/15/26, vs Sam Houston 12/21/25
FG Made	5 at Liberty 01/15/26, vs Missouri St. 01/22/26
FG Attempts	9 at UTEP 02/07/26
3FG Made	1 at Louisiana Tech 03/06/25, at Louisiana Tech 02/04/26, at Missouri St. 01/04/26
3FG Attempts	2 vs Adams St. 11/04/25, vs N.M. Highlands 11/11/25
FT Made	6 vs UC Irvine 11/25/25
FT Attempts	8 vs UC Irvine 11/25/25

JAE'COBY 4 OSBORNE

Sophomore
Forward • 6-6 • 215
 Missouri City, Texas | Bella Vista Prep




2024-25 (NM State): Appeared in 22 of the Aggies' 32 games, averaging 10.5 minutes per contest ... Shot 64 percent from the field on the season ... Scored a season high seven points versus LA Tech (Mar. 6) ... Grabbed a season-high eight rebounds against Jax State (Feb. 20) ... Logged a season-high 25 minutes at Sam Houston (Mar. 8).

High School: Three-star recruit coming out of high school, and was ranked the 51 best small-forward in the country according to 247 sports... In his senior year at Bella Vista Prep, he averaged 13.2 points, 5 rebounds and 1.8 steals per game... In his junior year at Fort Bend Elkins, he averaged 17.7 points and 7.7 rebounds per game... before choosing NM State, Osborne held offers from San Diego St, UNLV, San Jose St and Portland St.

OSBORNE'S CAREER STATS | ALL GAMES

				Field Goals		3-Point		F-Throws		Rebounds										Scoring	
SEASON	TEAM	GP-GS	MIN/AVG	FG-FGA	FG%	3FG-3FGA	3FG%	FT-FTA	FT%	OFF	DEF	TOT	AVG	PF-FO	A	TO	BLK	STL	PTS	AVG	
2024-25	NMSU	22-0	230/10.4	23-36	.639	1-4	.250	11-21	.524	22	29	51	2.3	29-1	6	7	4	11	58	2.6	
2025-26	NMSU	24-12	539/22.5	52-95	.547	2-11	.182	24-41	.585	49	59	108	4.5	46-0	16	20	9	13	130	5.4	
TOTAL		46-12	769/16.7	75-131	.573	3-15	.200	35-62	.565	71	88	159	3.5	75-1	22	27	13	24	188	4.1	





5

CHRIS
TERRELL

Senior

Guard • 6-0

Horn Lake, Miss. | Delta State

Single Game Highs		
Statistic	Value	
Points	41	vs AUM 12/14/24
Rebounds	10	at Union (TN) 01/22/24
Assists	9	vs UAH 02/08/24, vs LeMoyne-Owen 11/10/24, vs Southwest (NM) 12/28/25
Steals	8	vs Ark.-Monticello 11/26/24
Blocks	2	6 times
FG Made	12	vs AUM 12/14/24, at West Ala. 12/19/24
FG Attempts	23	vs West Ala. 02/10/24
3FG Made	8	at Valdosta St. 12/01/23
3FG Attempts	14	vs Ky. Wesleyan 11/17/24, vs Montevallo 12/12/24
FT Made	12	vs AUM 12/14/24
FT Attempts	13	vs AUM 12/14/24

2024-25 (Delta State): Started all 30 games for Delta State, averaging 21.2 points, 3.7 rebounds, 3.6 assists, and a Division II-best 3.5 steals per game ... Shot 47.6 percent from the field and 77 percent from the free throw line ... Scored 20 or more points in 20 games ... Surpassed the 1,000-point mark in just two seasons with the Statesmen ... Delivered a career-high 42 points in a road win over Auburn Montgomery, shooting 12-20 from the floor, 5-10 from three, and 13-14 from the stripe ... Named First Team All-Gulf South Conference and selected to the GSC All-Tournament Team.

2023-24 (Delta State): Started 28 games ... Averaged 14.9 points, 4.4 rebounds, 3.8 assists, and 2.7 steals per contest ... Recorded nine games with four or more steals ... Scored a season-best 30 points versus Valdosta State.

Meridian Community College: Played three seasons at Meridian, averaging 14.1 points, 5.0 assists, 2.5 rebounds, and 1.9 steals over 61 career games ... Helped lead Meridian to its first NJCAA National Tournament appearance since 1999 and back-to-back 20-win seasons ... Played a key role in the program’s consecutive trips to the NJCAA Region 23 Championship Game.

TERRELL’S CAREER STATS | ALL GAMES (DII INCLUDED)

SEASON	TEAM	GP-GS	MIN/AVG	Field Goals		3-Point		F-Throws		Rebounds				Scoring						
				FG-FGA	FG%	3FG-3FGA	3FG%	FT-FTA	FT%	OFF	DEF	TOT	AVG	PF-FO	A	TO	BLK	STL	PTS	AVG
2023-24	Delta	29-29	1031/35.5	160-362	.442	56-166	.337	55-77	.714	43	86	129	4.4	56-0	109	49	17	79	431	14.9
2024-25	Delta	30-30	1090/36.3	227-471	.482	69-192	.359	111-128	.867	43	69	112	3.7	64-0	108	49	14	105	634	21.1
2025-26	NMSU	23-1	305/13.3	37-82	.451	12-30	.400	17-19	.895	3	30	33	1.4	28-0	47	19	1	26	103	4.5
TOTAL FOR NMSU		23-1	305/13.3	37-82	.451	12-30	.400	17-19	.895	3	30	33	1.4	28-0	47	19	1	26	103	4.5
TOTAL		82-60	2425/29.6	424-915	.463	137-388	.353	183-224	.817	89	185	274	3.3	148-0	264	117	32	210	1168	14.2



Single Game Highs		
Statistic	Value	
Blocks	1	at Kennesaw St. 01/31/26
FG Attempts	1	at Delaware 01/17/26, at Kennesaw St. 01/31/26
3FG Attempts	1	at Kennesaw St. 01/31/26

TEYSEAN 7
EAGLESTAFF



Sophomore
Forward • 6-7
Eagle Butte, S.D. | UMKC

2024-25 (UMKC): Did not appear in a game for the Roos

Prep: Played at Bismarck HS for Coach Jordan Wilhelm ... Played club for JSizzle AAU

EAGLESTAFF'S CAREER STATS ALL GAMES																					
				Field Goals		3-Point		F-Throws		Rebounds										Scoring	
SEASON	TEAM	GP-GS	MIN/AVG	FG-FGA	FG%	3FG-3FGA	3FG%	FT-FTA	FT%	OFF	DEF	TOT	AVG	PF-FO	A	TO	BLK	STL	PTS	AVG	
2025-26	NMSU	3-0	6/2.0	0-2	.000	0-1	.000	0-0	.000	0	0	0	0.0	1-0	0	0	1	0	0	0.0	
TOTAL		3-0	6/2.0	0-2	.000	0-1	.000	0-0	.000	0	0	0	0.0	1-0	0	0	1	0	0	0.0	



8 JAYLAND RANDALL

Senior
Guard • 6-5
Detroit, Mich.

Single Game Highs

Statistic	Value	
Points	24	vs South Dakota 11/22/24
Rebounds	8	vs UC Irvine 11/25/25
Assists	6	vs East-West U. 12/02/24
Steals	4	vs Southern U. 03/09/24
Blocks	3	vs East-West U. 12/02/24
FG Made	9	at DePaul 11/04/24, vs South Dakota 11/22/24
FG Attempts	20	at UT Martin 02/27/25, vs Delaware 01/28/26
3FG Made	3	11 times
3FG Attempts	10	at UT Martin 02/27/25
FT Made	10	vs Tennessee St. 12/19/24
FT Attempts	12	vs Tennessee St. 12/19/24

2024-25 (Southern Indiana): Started all 27 games for Southern Indiana, averaged 15.0 points, 3.3 rebounds, 1.4 assists, and a team-best 1.4 steals per contest ... Shot 42.4% from the field, 37.5% from three, and 78% from the free throw line ... Scored a career-high 24 points on 9-15 shooting, including 3-6 from deep, versus South Dakota (Nov. 22), adding four rebounds, three assists, and a steal in 29 minutes.

2023-24 (Alabama A&M): Played in all 33 games with three starts for Alabama A&M, averaged 7.0 points, 2.7 rebounds, and 17.3 minutes ... Shot 43% from the floor and 79% from the line ... Ranked third on the team with 24 steals ... Scored a season-high 17 points on 6-8 shooting (5-5 FT) in a road win at Bethune-Cookman.

2022-23 (Alabama A&M): Came off the bench in 23 games as a freshman at Alabama A&M, averaged 3.1 points and 1.0 rebound in 6.0 minutes per game ... Shot 45.6% from the field ... Scored a season-best 12 points versus Alcorn State.

High School: Lettered in basketball at Chandler Park Academy ... was named first-team All-Charter League as a sophomore and junior.

RANDALL'S CAREER STATS | ALL GAMES

SEASON	TEAM	GP-GS	MIN/AVG	Field Goals		3-Point		F-Throws		Rebounds				Scoring						
				FG-FGA	FG%	3FG-3FGA	3FG%	FT-FTA	FT%	OFF	DEF	TOT	AVG	PF-FO	A	TO	BLK	STL	PTS	AVG
2022-23	AAMU	23-0	138/6.0	26-57	.456	2-11	.182	17-25	.680	10	13	23	1.0	20-0	4	8	1	2	71	3.1
2023-24	AAMU	33-3	575/17.4	80-186	.430	6-32	.188	66-83	.795	20	68	88	2.7	78-3	27	45	12	24	232	7.0
2024-25	USI	27-27	789/29.2	136-321	.424	45-120	.375	89-114	.781	37	52	89	3.3	72-1	38	48	10	38	406	15.0
2025-26	NMSU	24-1	468/19.5	62-174	.356	25-86	.291	44-56	.786	15	54	69	2.9	45-2	19	12	10	17	193	8.0
TOTAL FOR NMSU		24-1	468/19.5	62-174	.356	25-86	.291	44-56	.786	15	54	69	2.9	45-2	19	12	10	17	193	8.0
TOTAL		107-31	1970/18.4	304-738	.412	78-249	.313	216-278	.777	82	187	269	2.5	215-6	88	113	33	81	902	8.4



Single Game Highs

Statistic	Value	
Points	20	vs Delaware 01/28/26
Rebounds	8	vs Southwest (NM) 12/28/25
Assists	4	vs South Alabama 12/02/25
Steals	4	at Troy 11/20/23
Blocks	1	7 times
FG Made	7	vs Delaware 01/28/26
FG Attempts	13	vs Paul Quinn 11/25/23, vs Delaware 01/28/26, at FIU 01/02/26
3FG Made	6	vs Delaware 01/28/26
3FG Attempts	12	vs Delaware 01/28/26, at FIU 01/02/26
FT Made	4	vs Tarleton St. 01/07/23, at Grand Canyon 12/20/23
FT Attempts	5	vs Tarleton St. 01/07/23, at Troy 11/20/23

ANTHONY 9

WRZESZCZ



Senior

Guard • 6-4

Gydnia, Poland | McMaster

2024-25 (McMaster): Played in 11 games for McMaster, making eight starts ... Averaged 10.8 points, 3.1 rebounds, and 2.5 assists per game ... Scored a season-high 24 points against Carleton, going 5-10 from three-point range ... Dished out a season-best seven assists versus Nipissing ... Pulled down a season-high nine rebounds against Laurentian.

2023-24 (Sam Houston): Appeared in 30 of Sam Houston's 33 games, making one start while averaging 13.6 minutes per game ... Helped lead the Bearkats to a Conference USA Regular Season Championship in their first season in the league ... Scored a season-high 11 points twice – versus Troy and Dallas ... Shot 70 percent from the free throw line ... Collected 20 steals and committed just 14 turnovers – the fewest of any Bearkat who played at least 30 games and averaged 10 or more minutes.

2022-23 (Sam Houston): Played in 24 of 34 games as a freshman, averaging 8.7 minutes per contest ... Poured in a season-best 19 points against Tarleton State, going 3-for-3 from beyond the arc ... Tallied a season-high three steals versus UT Arlington ... Logged a season-high 22 minutes against Arlington Baptist.

International: Competed for Poland's U20 national team, averaging 11.3 points, 3.7 assists, and 2.1 rebounds per game ... Also played for Poland's U18 national team, where he averaged 15.3 points, 2.7 rebounds, and 2.3 assists per contest.

High School: Attended Wasatch Academy, competing in the elite National Interscholastic Basketball Conference (NIBC) ... Selected to participate in the BioSteel All-Canadian Game, showcasing the top 24 high school players in Canada ... Represented Poland internationally with the Polish national team ... Starred for Canada Elite on the Under Armour AAU circuit.

WRZESZCZ'S CAREER STATS | ALL GAMES

				Field Goals		3-Point		F-Throws		Rebounds										Scoring	
SEASON	TEAM	GP-GS	MIN/AVG	FG-FGA	FG%	3FG-3FGA	3FG%	FT-FTA	FT%	OFF	DEF	TOT	AVG	PF-FO	A	TO	BLK	STL		PTS	AVG
2022-23	SHSU	26-0	228/8.8	21-53	.396	8-28	.286	12-18	.667	1	22	23	0.9	23-1	11	10	0	9		62	2.4
2023-24	SHSU	30-1	409/13.6	28-96	.292	17-54	.315	21-30	.700	8	23	31	1.0	38-1	18	14	4	20		94	3.1
2025-26	NMSU	24-18	592/24.7	63-162	.389	48-132	.364	25-29	.862	5	43	48	2.0	46-0	28	18	3	10		199	8.3
TOTAL FOR NMSU		24-18	592/24.7	63-162	.389	48-132	.364	25-29	.862	5	43	48	2.0	46-0	28	18	3	10		199	8.3
TOTAL		80-19	1229/15.4	112-311	.360	73-214	.341	58-77	.753	14	88	102	1.3	107-2	57	42	7	39		355	4.4



Single Game Highs		
Statistic	Value	
Points	40	at SFA 02/08/24
Rebounds	8	at Grand Canyon 02/29/24, at Florida 11/22/24, vs St. Mary's (TX) 02/26/21
Assists	8	at Abilene Christian 01/06/24, vs St. Mary's (TX) 02/27/21
Steals	7	at South Dakota 11/10/23
Blocks	3	vs S'western Adventist 11/06/23
FG Made	13	at SFA 02/08/24
FG Attempts	25	vs Utah Tech 03/07/24
3FG Made	6	vs South Alabama 12/02/25
3FG Attempts	12	vs South Alabama 12/02/25
FT Made	11	at SFA 02/08/24
FT Attempts	14	at Angelo St. 01/03/21

ELIJAH 11 ELLIOTT

Graduate Student
Guard • 6-1
Houston, Texas | Southern Illinois



2024-25 (Southern Illinois): Appeared in five games, making four starts ... Averaged 14.0 points, 3.4 rebounds, and 1.0 steal per contest ... Scored 23 points with three steals on 9-14 shooting versus Charleston ... Scored 21 points at Oklahoma State, going 5-9 from three-point range.

2023-24 (UTRGV): Averaged 16.6 points, 3.0 assists, and 1.6 steals per game while leading the WAC in minutes (35.3) and ranking third in scoring ... Ranked top-five in the WAC in free throw attempts, free throws made, field goals made, and total points (497) ... Reached double figures in 27 games, including nine 20-point games and two 30-point outings ... Scored a career-high 40 points at Stephen F. Austin (Feb. 8) ... Also recorded a 30-point, seven-steal performance at South Dakota (Nov. 10), tying the 10th-most steals in a game in program history ... Earned WAC Newcomer of the Week honors twice (Jan. 2, Mar. 11) ... Surpassed 1,000 career points on Dec. 18 at Chicago State.

2022-23 (Blinn College): Earned NJCAA Division I All-American honors by averaging 16.7 points, 3.6 rebounds, 3.6 assists and 2.2 steals while shooting 42.6% from the field, 34.1% from behind the arc, and 67.3% from the foul line in 30 games (29 starts).

2021-22 (Mount Saint Mary's): Averaged 5.1 minutes in 17 games off the bench, scoring 26 points with seven rebounds, 10 assists and 10 steals. He scored a career-high nine points against Washington (Md.) and had a career-high five assists at Santa Clara.

2020-21 (Oklahoma Christian): Earned All-Lone Star Conference Third Team and Lone Star Conference All-Freshman honors ... Averaged 15.5 points, 3.0 rebounds, 4.4 assists and 2.0 steals while starting all 18 games and shooting 39.5% from the field ... Reached double-figures in scoring 15 times, including five games of 20 or more points ... Scored a career-high 26 points at Cameron (1/9), grabbed a career-high eight rebounds and dished out a career-high eight assists vs. St. Mary's (Texas) (2/26), and grabbed a career-high four steals four times.

High School: Program set a national prep record by scoring 100 or more points in 21 consecutive games during his senior season ... As a senior, averaged 16.7 points, 5.2 rebounds, 4.8 assists and 4.3 steals per game for a team that went 26-3 and advanced to Texas Class 4A semifinals (with its 23rd-straight win) before the rest of the tournament was canceled due to the COVID-19 pandemic ... Earned All-District 23-4A honors and was named to the UIL 4A Regional III All-Tournament Team.

ELLIOTT'S CAREER STATS | ALL GAMES

SEASON	TEAM	GP-GS	MIN/AVG	Field Goals		3-Point		F-Throws		Rebounds				Scoring						
				FG-FGA	FG%	3FG-3FGA	3FG%	FT-FTA	FT%	OFF	DEF	TOT	AVG	PF-FO	A	TO	BLK	STL	PTS	AVG
2020-21	OC	18-18	673/37.4	98-248	.395	25-82	.305	58-98	.592	10	44	54	3.0	45-2	80	58	2	36	279	15.5
2021-22	MSM	17-0	67/3.9	11-30	.367	1-8	.125	3-7	.429	1	6	7	0.4	8-0	10	7	0	10	26	1.5
2023-24	UTRGV	30-29	1060/35.3	171-471	.363	34-147	.231	121-169	.716	15	91	106	3.5	62-1	91	83	9	48	497	16.6
2024-25	SIU	5-4	133/26.5	27-53	.509	9-26	.346	7-8	.875	0	17	17	3.4	6-0	8	7	1	5	70	14.0
2025-26	NMSU	23-7	453/19.7	68-185	.368	34-96	.354	41-53	.774	7	36	43	1.9	34-0	54	33	3	21	211	9.2
TOTAL FOR NMSU		23-7	453/19.7	68-185	.368	34-96	.354	41-53	.774	7	36	43	1.9	34-0	54	33	3	21	211	9.2
TOTAL		93-58	2385/25.6	375-987	.380	103-359	.287	230-335	.687	33	194	227	2.4	155-3	243	188	15	120	1083	11.6



Single Game Highs

Statistic	Value	
Points	7	vs Prairie View 11/30/24
Rebounds	4	vs Schreiner 12/29/24
Assists	3	vs Dallas Christian 11/13/23
Steals	2	4 times
Blocks	1	vs Schreiner 12/30/23, vs S'western Adventist 12/18/24, vs Dallas Christian 11/08/24
FG Made	2	vs New Orleans 03/03/25, vs Prairie View 11/30/24, vs Texas Lutheran 12/18/23
FG Attempts	6	vs Southwest (NM) 12/28/25
3FG Made	1	7 times
3FG Attempts	4	vs Southwest (NM) 12/28/25, vs S'western Adventist 12/18/24, vs Texas Lutheran 11/26/24
FT Made	2	vs Prairie View 11/30/24
FT Attempts	2	4 times

CHRISTIAN 12

VILLEGAS



Senior
Guard • 6-2

El Paso, Texas | Texas A&M Corpus Christi

2024-25 (TAMU CC): Played in 14 games... scored season-high seven points against Prairie View


2023-24 (TAMU CC): Appeared in 13 games and made a start against LIU... tallied 15 points, 11 rebounds, 13 assists, and four steals on the year... scored a season-high five points against Texas Lutheran... pulled in a pair of rebounds in four games... dished out season-high three assists in win over Dallas Christian... recorded a pair of steals over

Prep: Spent two seasons at Midland College after playing high school ball at Andress HS... averaged 6.3 points per game and started in all 35 games at Midland... an All-District and All-Region honoree at Andress

VILLEGAS'S CAREER STATS | ALL GAMES

				Field Goals		3-Point		F-Throws		Rebounds										Scoring	
SEASON	TEAM	GP-GS	MIN/AVG	FG-FGA	FG%	3FG-3FGA	3FG%	FT-FTA	FT%	OFF	DEF	TOT	AVG	PF-FO	A	TO	BLK	STL	PTS	AVG	
2023-24	TA&MCC	13-1	122/9.4	5-16	.313	3-10	.300	2-5	.400	0	11	11	0.8	4-0	13	3	1	4	15	1.2	
2024-25	TA&MCC	14-0	118/8.4	8-23	.348	3-17	.176	2-2	1.000	1	16	17	1.2	8-0	5	3	2	8	21	1.5	
2025-26	NMSU	4-0	15/3.8	1-6	.167	1-4	.250	1-2	.500	0	2	2	0.5	0-0	1	2	0	0	4	1.0	
TOTAL FOR NMSU		4-0	15/3.8	1-6	.167	1-4	.250	1-2	.500	0	2	2	0.5	0-0	1	2	0	0	4	1.0	
TOTAL		31-1	255/8.2	14-45	.311	7-31	.226	5-9	.556	1	29	30	1.0	12-0	19	8	3	12	40	1.3	





20

AMARCO DOYLE

Sophomore

Forward • 6-7

Queensland, Australia | Southern Idaho

Single Game Highs		
Statistic	Value	
Points	3	vs Georgia St. 11/26/25, at Delaware 01/17/26, vs Southwest (NM) 12/28/25
Rebounds	4	vs Southwest (NM) 12/28/25
FG Made	1	vs Georgia St. 11/26/25, at Delaware 01/17/26, vs Southwest (NM) 12/28/25
FG Attempts	5	vs Southwest (NM) 12/28/25
3FG Made	1	vs Georgia St. 11/26/25, at Delaware 01/17/26, vs Southwest (NM) 12/28/25
3FG Attempts	5	vs Southwest (NM) 12/28/25

2024-25 (Southern Idaho): Appeared in 30 games with 21 starts ... Averaged 14.8 points and 5.9 rebounds per game while shooting 55 percent from the field, 50 percent from three, and 75 percent from the free-throw line ... Named SWAC First Team All-Conference ... Led the team in scoring (14.8 ppg) and three-point percentage (50%) ... Ranked second on the team in rebounds per game (5.9).

Prep: Played for the U-20 and U-18 Queensland state teams ... Won a U-20 silver medal at the Australia National Championships ... Named NBL U-23 Player of the Year while playing for the Mackay Meteors.

DOYLE'S CAREER STATS | ALL GAMES

				Field Goals		3-Point		F-Throws		Rebounds										Scoring	
SEASON	TEAM	GP-GS	MIN/AVG	FG-FGA	FG%	3FG-3FGA	3FG%	FT-FTA	FT%	OFF	DEF	TOT	AVG	PF-FO	A	TO	BLK	STL		PTS	AVG
2025-26	NMSU	3-0	15/5.1	3-9	.333	3-9	.333	0-0	.000	3	2	5	1.7	2-0	0	2	0	0		9	3.0
TOTAL		3-0	15/5.1	3-9	.333	3-9	.333	0-0	.000	3	2	5	1.7	2-0	0	2	0	0		9	3.0



Single Game Highs

Statistic	Value	
Points	45	vs CSUN 01/11/25
Rebounds	9	at Hawaii 01/18/25, vs Adams St. 11/04/25, vs South Alabama 12/02/25
Assists	5	5 times
Steals	4	at Missouri St. 01/04/26
Blocks	2	vs Bethesda (CA) 11/07/24, at Southern Utah 11/30/24, vs UC San Diego 02/13/25
FG Made	14	at Long Beach St. 02/27/25
FG Attempts	30	at Hawaii 01/18/25
3FG Made	6	vs CSUN 01/11/25
3FG Attempts	11	vs CSUN 01/11/25
FT Made	13	vs CSUN 01/11/25
FT Attempts	16	vs CSUN 01/11/25

JEMEL21 JONES

Senior

Guard • 6-4

Chicago, Ill. | Cal State Bakersfield



2024-25 (Cal State Bakersfield): Appeared in all 33 games for CSUB, starting in 26... Made his Division I collegiate debut versus California and scored 22 points, grabbed five rebounds, while dishing out four assists, and recording two steals ... He reset Kenny Warren's single-game scoring record (40 points versus Grand Canyon, 3/12/1993) with a 45-point (12-22 FG, 6-11 3FG, 13-16 FT) outburst in the comeback victory over CSUN on Jan. 11 ... Reset Kaleb Higgins' CSUB DI single-season scoring record (572, 2023-24) scoring his 573rd point at Cal Poly on March 1... Reset the CSUB DI single-season scoring average record with 18.9 points per game, previously held by Kaleb Higgins (17.9, 2023-24)... Reset the all-time field goals made record (228, 1996-97) previously held by Bakersfield's only NBA Draft Pick, Kebu Stewart; Jones finished the year with 237 field goals made ... Scored 15+ in 20 of the 33 games played... Earned Big West Player of the Week on March 3 after his buzzer-beating shot for the 88-87 win over the Beach as he finished the game with 37 points (14-23 FG, 8-11 FT) with five rebounds and three assists... Earned All-Big West Second Team and All-Big West Newcomer of the Year... Averaged 18.9 points, 3.6 rebounds, 2.1 assists in 27.0 minutes per game while shooting 47.8% from the floor, 35.2% from the arc, and 85.7% from the free throw line.

Prior to Cal State Bakersfield: Competed at South Suburban after transferring from Olive-Harvey ... Earned 2023-24 NJCAA II National Player of the Year, MVP of the Midwest District A Tournament, All-Tournament team at the NJCAA National Championship Tournament, Region IV-A Player of the Year, NABC Two Year College Player of the Year, and earned back-to-back nods as a NJCAA II All-American in the 2022-23 season with Olive Harvey and in 2023-24 with South Suburban ... Helped lead the Bulldogs to a 34-3 record ... Averaged 33.6 points, 9.8 rebounds, 5.6 assists per contest ... Had a season high 56 points versus Bosco Institute, eleven days later scored 51 points versus Black Hawk College-Moline ... Finished first in defensive rebounds (273), total rebounds (362), assists (207), steals (122), points (1,245), and points per game (33.6) ... Has a career total of 1,999 points.

JONES'S CAREER STATS | ALL GAMES

				Field Goals		3-Point		F-Throws		Rebounds										Scoring	
SEASON	TEAM	GP-GS	MIN/AVG	FG-FGA	FG%	3FG-3FGA	3FG%	FT-FTA	FT%	OFF	DEF	TOT	AVG	PF-FO	A	TO	BLK	STL	PTS	AVG	
2024-25	CSUB	33-26	884/26.8	237-496	.478	37-105	.352	114-133	.857	34	86	120	3.6	75-2	70	67	11	25	625	18.9	
2025-26	NMSU	24-22	653/27.2	138-319	.433	38-101	.376	93-111	.838	22	75	97	4.0	51-0	60	32	8	36	407	17.0	
TOTAL FOR NMSU		24-22	653/27.2	138-319	.433	38-101	.376	93-111	.838	22	75	97	4.0	51-0	60	32	8	36	407	17.0	
TOTAL		57-48	1537/27.0	375-815	.460	75-206	.364	207-244	.848	56	161	217	3.8	126-2	130	99	19	61	1032	18.1	





24CYR MALONGA

Junior
Center • 6-11
Point-Noire, Congo | East Carolina

Single Game Highs

Statistic	Value	
Points	16	vs Adams St. 11/04/25
Rebounds	9	at SMU 03/06/24
Assists	1	8 times
Steals	3	vs N.M. Highlands 11/11/25
Blocks	2	5 times
FG Made	7	vs Adams St. 11/04/25
FG Attempts	9	vs Adams St. 11/04/25
FT Made	5	vs Tulsa 12/13/25
FT Attempts	9	vs Adams St. 11/04/25

2024-25 (East Carolina): Played in 18 games for the Pirates including making four starts ... Averaged 1.3 points and 1.6 rebounds per game as a sophomore ... Scored a season-high five points at South Florida (Dec. 31) ... Recorded a career-high two blocks in three games.

2023-24 (East Carolina): Started in 14 of his 28 games played for the Pirates as a freshman ... Named to the AAC All-Academic Team ... Had a career-best performance at SMU (Mar. 6) with 10 points and nine boards in 34 minutes played ... Recorded a block in eight games and had two against Wichita State (Feb. 15) ... Made the Academic Honor Roll for the spring semester..

High School: Competed at Evangel Christian where he averaged 10.8 points, shooting a team-best 68 percent from the floor, and grabbed a team-high 7.9 rebounds per game as a junior to help lead the Eagles to their first district title in the 23rd District Tournament with a game-high 24 points ... Played travel ball for Boo Williams in the Nike EYBL and ranks as the No. 31 center in the 2023 class and No. 3 player in Kentucky, according to 247Sports' composite rankings ... Averaged a double-double as a sophomore with 11.5 points and 11.8 rebounds ... Competed for Team Thad in the Nike EYBL where he averaged 10 points, 11 rebounds and four blocks per game in the summer of 2021. Also held offers from Cincinnati, Georgetown, Georgia, Illinois and Seton Hall before choosing East Carolina.

MALONGA'S CAREER STATS | ALL GAMES

				Field Goals		3-Point		F-Throws		Rebounds										Scoring	
SEASON	TEAM	GP-GS	MIN/AVG	FG-FGA	FG%	3FG-3FGA	3FG%	FT-FTA	FT%	OFF	DEF	TOT	AVG	PF-FO	A	TO	BLK	STL	PTS	AVG	
2023-24	ECU	28-14	280/10.0	26-45	.578	0-0	.000	6-14	.429	28	27	55	2.0	28-0	4	5	10	5	58	2.1	
2024-25	ECU	18-4	129/7.2	8-14	.571	0-0	.000	8-15	.533	15	13	28	1.6	19-0	0	6	10	0	24	1.3	
2025-26	NMSU	20-16	265/13.2	32-47	.681	0-0	.000	21-44	.477	28	28	56	2.8	35-1	4	16	10	7	85	4.3	
TOTAL FOR NMSU		20-16	265/13.2	32-47	.681	0-0	.000	21-44	.477	28	28	56	2.8	35-1	4	16	10	7	85	4.3	
TOTAL		66-34	674/10.2	66-106	.623	0-0	.000	35-73	.479	71	68	139	2.1	82-1	8	27	30	12	167	2.5	



Single Game Highs

Statistic	Value	
Points	10	vs N.M. Highlands 11/11/25
Rebounds	7	vs New Mexico 11/15/25
Assists	1	vs Samford 11/21/25, vs Adams St. 11/04/25, vs N.M. Highla
Steals	3	vs Southwest (NM) 12/28/25
Blocks	2	at Missouri St. 01/04/26, vs Southwest (NM) 12/28/25
FG Made	5	vs N.M. Highlands 11/11/25
FG Attempts	7	vs N.M. Highlands 11/11/25
FT Made	4	at Kennesaw St. 01/31/26
FT Attempts	4	at Kennesaw St. 01/31/26

AUGUSTINE 66

EKWE

Freshman
Center • 6-9
 Lagos, Nigeria | Wasatch Academy



High School: Two-year varsity contributor at Wasatch Academy ... As a senior, appeared in nine games, averaging 5.9 points and 2.1 rebounds per contest ... In his junior season, averaged 6.1 points, 4.0 rebounds, and 1.2 blocks across 19 games while playing 8.3 minutes per game.


EKWE'S CAREER STATS | ALL GAMES

				Field Goals		3-Point		F-Throws		Rebounds				Scoring					
SEASON	TEAM	GP-GS	MIN/AVG	FG-FGA	FG%	3FG-3FGA	3FG%	FT-FTA	FT%	OFF	DEF	TOT	AVG	PF-FO	A	TO	BLK	STL	PTS AVG
2025-26	NMSU	16-0	166/10.4	17-31	.548	0-0	.000	6-7	.857	13	28	41	2.6	29-0	3	11	15	6	40 2.5
TOTAL		16-0	166/10.4	17-31	.548	0-0	.000	6-7	.857	13	28	41	2.6	29-0	3	11	15	6	40 2.5





TV / RADIO ROSTER




0

F | JULIUS MIMS
6-9 | Gr. | Billings, Mont.
Skyview HS
Idaho



1

G | GABE PICKENS
6-0 | So. | Phoenix, Ariz.
Dream City Christian



2

G | OMARR SMITH
6-4 | Fr. | Baltimore, MD.
City College HS




3

F | KYRESE MULLEN
6-7 | Sr. | Norfolk, Va.
Massanutten Military Academy
Hampton




4

F | JAE'COBY OSBORNE
6-6 | So. | Missouri City, Texas
Bella Vista Prep



5

G | CHRIS TERRELL
6-0 | Sr. | Horn Lake, Miss.
Horn Lake HS
Delta State



7

F | TEYSEAN EAGLESTAFF
6-7 | So. | Eagle Butte, S.D.
Bismarck HS
UMKC



8

G | JAYLAND RANDALL
6-5 | Sr. | Detroit, Mich.
Chandler Park Academy
Alabama A&M | Southern Indiana



9

F | ANTHONY WRZESZCZ
6-4 | Sr. | Gdynia, Poland
Wasatch Academy
Sam Houston | McMaster



11

G | ELIJAH ELLIOTT
6-1 | Gr. | Houston, Texas
Jack Yates HS
UTRGV | Southern Illinois



12

G | CHRISTIAN VILLEGAS
6-2 | Sr. | El Paso, Texas
Andress HS
Texas A&M Corpus Christi



20

F | AMARCO DOYLE
6-7 | So. | Queensland, Australia
The Southport School
Southern Idaho



21

G | JEMEL JONES
6-4 | Sr. | Chicago, Ill.
Dwight D. Eisenhower HS
Cal State Northridge



24

C | CYR MALONGA
6-11 | Jr. | Point-Noire, Congo
Evangel Christian
East Carolina



44

C | AUGUSTINE EKWE
6-9 | Fr. | Lagos, Nigeria
Wasatch Academy



NM STATE

JASON HOOTEN
Head Coach
Third Season



NM STATE

PRESTON LAIRD
Assistant Coach
Second Season



NM STATE

TERRYONTE THOMAS
Assistant Coach
Third Season



NM STATE

SHUNN BUCHANAN
Assistant Coach
Second Season



NM STATE

NICK MATSON
Assistant Coach
First Season



NM STATE

XAVIAN JIMENEZ
Graduate Assistant
Second Season

