

- Facebook | NM State Men's Basketball |
- Twitter | @NMState MBB |
- Instagram | @NMStateMBB |
- Website | NMStateSports.com |

NM STATE

AGGIE BASKETBALL
2025 | 2026

23 NCAA TOURNAMENT APPEARANCES | 21 CONFERENCE TITLES | 10 WAC TOURNAMENT TITLES | NINE ALL-AMERICANS | 110 ALL-CONFERENCE SELECTIONSTIONS

SCHEDULE • RESULTS

DATE	OPPONENT	TV	TIME (MT)
NOVEMBER			
Nov. 4	Adams State	ESPN+	W, 83-72
Nov. 11	New Mexico Highlands	ESPN+	W, 74-58
Nov. 15	New Mexico	ESPN+	W, 76-68
Nov. 21	Samford#	ESPN+	W, 81-72
Nov. 25	vs. UC Irvine#	TBA	W, 57-45
Nov. 26	vs. Georgia State#	TBA	W, 77-58
Dec. 2	vs. South Alabama^	TBA	L, 77-75
Dec. 6	at Abilene Christian	ESPN+	L, 77-69
Dec. 13	vs. Tulsa^	TBA	L, 83-70
Dec. 21	Sam Houston*	ESPN+	W, 87-78
Dec. 28	Univ of the Southwest	ESPN+	W, 104-33
Jan. 2	FIU*	ESPN+	L, 89-74
Jan. 4	Missouri State*	ESPN+	L, 89-82
Jan. 8	Western Kentucky*	ESPN+	W, 80-64
Jan. 10	Middle Tennessee*	ESPNU	L, 59-55
Jan. 15	at Liberty*	CBSSN	L, 73-71
Jan. 17	at Delaware*	ESPN+	W, 97-68
Jan. 22	Missouri State*	CBSSN	L, 84-75
Jan. 24	FIU*	ESPN+	L, 81-78
Jan. 28	Delaware*	ESPN+	L, 73-64
Jan. 31	at Kennesaw State*	ESPN+	3 p.m.
Feb. 4	at LA Tech*	ESPN+	5:30 p.m.
Feb. 7	at UTEP*	ESPN+	7 p.m.
Feb. 11	Liberty*	ESPN+	7 p.m.
Feb. 14	at Jax State*	ESPN+	5 p.m.
Feb. 21	UTEP*	ESPN+	7 p.m.
Feb. 26	at Western Kentucky*	ESPN+	5:30 p.m.
Feb. 28	at Middle Tennessee*	ESPN+	11 a.m.
Mar. 5	Jax State*	ESPN+	7 p.m.
Mar. 7	Kennesaw State*	ESPN+	2 p.m.

2025 Conference USA Basketball Championship

March 10	First Round\$	TBA	TBA
March 11	Second Round\$	TBA	TBA
March 12	Quarterfinals\$	TBA	TBA
March 13	Semifinals\$	TBA	TBA
March 14	Championship\$	TBA	TBA

All times MOUNTAIN & subject to change

- Cancun Challenge (Riviera Maya, Mexico)

^ - Neutral Site Game

* - CUSA Game

\$ - CUSA Tournament (Huntsville, Ala. - Propst Arena)

Home games listed in **BOLD**

THIS IS WHO WE ARE

• We respectfully ask all media outlets to please refer to the university by our official name and abbreviations. The full name of the institution is New Mexico State University with a preferred written name of New Mexico State or NM State. When the name of the university is shortened, the abbreviation should be written as "NM State," or "NMSU" if space is limited. Our mascot is the Aggies. NM State is located in Las Cruces, N.M., which is indeed within the borders of one of the 50 United States. You'd be surprised at how many people think that New Mexico is a foreign country smh...

• NM State is the only university in the nation with a collegiately-licensed beer (Pistol Pete's 1888 Ale), wine (Pistol Pete's Crimson Legacy), whiskey (Pistol Pete's Six Shooter) and coffee (Aggie Roast).

• A portion of the proceeds from each of the Aggies' officially licensed products go to benefit the university's over 400 student-athletes.

• NM State was founded in 1888 as Las Cruces College and served as the state's land-grant university. It was later renamed New Mexico College of Agriculture and Mechanic Arts and in 1960 the constitution of New Mexico formally recognized the institution as NMSU.

GAME TWENTY ONE

NM STATE AGGIES (10-10, 3-7 CUSA) VS KENNESAW STATE OWLS (13-8, 5-5 CUSA)

Saturday, Jan. 31, 2026 • 3:00 p.m. MT • Kennesaw, Ga. • KSU Convocation Center



Record	10-10
CUSA	3-7
Home	7-4
Away	1-4
Neutral	2-2
Streak	L3
NET	172
KenPom	158

Record	13-8
CUSA	5-5
Home	9-1
Away	3-5
Neutral	1-2
Streak	W1
NET	160
KenPom	165



Head Coach
Career Record
Record at NM State
Leading Scorer
Leading Rebounder

Jason Hooten
301-213 (16th)
40-44 (3rd)
Jemel Jones (16.6)
Julius Mims (8.1)

Antonie Pettway
47-38 (3rd)
47-38 (3rd)
RJ Johnson (15.2)
Frankquon Sherman (8.7)

Head Coach
Career Record
Record at KSU
Leading Scorer
Leading Rebounder

HEAD TO HEAD

AGGIES	CATEGORY	OWLS
20	GAMES PLAYED	21
1529	POINTS	1828
76.5	POINTS/GAME	87.0
70.1	OPP. POINTS/GAME	77.0
+6.4	SCORING MARGIN	+10.0
535-1215	FG-ATT.	609-1361
.440	FIELD GOAL PCT.	.447
.411	FIELD GOAL PCT. DEF.	.399
164-476	3FG-A	209-595
.345	3FG PCT.	.351
.307	3FG PCT. DEF.	.340
8.2	3FG/GAME	10.0
7.1	OPP. 3FG/GAME	7.9
293-405	FT-A	401-578
.723	FT PCT.	.694
14.7	FTM/GAME	19.1
753	REBOUNDS	921
37.7	REBOUNDS/GAME	43.9
+4.2	REBOUNDING MARGIN	+7.7
274 13.7	ASSISTS PER GAME	314 15.0
+1.3	ASSIST-TO RATIO	+1.2
67 3.4	BLOCKS PER GAME	122 5.8
139 7.0	STEALS PER GAME	151 7.8

PREVIOUS GAME STARTERS



Elijah ELLIOTT	
Pts/g	Reb/g
10.6	1.8
Ast/g	Stl/g
2.3	0.8



Jae'Coby OSBORNE	
Pts/g	Reb/g
5.3	4.2
Ast/g	Stl/g
0.7	0.5



Jemel JONES	
Pts/g	Reb/g
16.6	4.3
Ast/g	Stl/g
2.4	1.5



Julius MIMS	
Pts/g	Reb/g
10.6	8.1
Blk/g	Stl/g
0.8	0.6



Kyrese MULLEN	
Pts/g	Reb/g
4.8	4.2
Blk/g	Ast/g
0.1	0.5

FOLLOW THE ACTION



WATCH | ESPN+

PxP | Nolan Alexander Analyst | Brandon Johnson



LISTEN | Zia Country 99.5 FM/Varsity App

PxP | Russ Langer



STATS | NMStateStats.com

THE JOURNEY

1,467 miles

Pan American Center to KSU Convocation Center

NEXT GAME

NM STATE vs LA TECH

Ruston, La. | Thomas Assembly Center

Saturday, Feb. 4 | 5:30 p.m.



QUICK FACTS

UNIVERSITY

Name New Mexico State University
Location Las Cruces, N.M.
Enrollment 14,289
Founded 1888
Nickname Aggies
School Colors Crimson and White
Affiliation NCAA Division I
Conference Conference USA (CUSA)
President Dr. Valerio Ferme
Director of Athletics Joe Fields
..... (@JoeFieldsAD)
Senior Women's Administrator Molly Tye
..... (@4msmolly)
Sport Administrator Josh Hadley
..... (@JoshLHadley)
Faculty Athletics Rep Kevin Melendrez
..... (@KMelendrezNMSU)

COACHING STAFF

Head Coach Jason Hooten
Alma Mater Tarleton, 1993
Record at NM State 40-43 (Third season)
Career Record (NCAA only) 301-212 (16th season)
Email/Twitter beckyv@nmsu.edu/@CoachJHoot
Office Phone 575-646-1447
Assistant Coach Preston Laird (Memphis, '12)
Email/Twitter plaird@nmsu.edu/@coach_plaird
Office Phone 575-646-5252
Assistant Coach Nick Matson (VMI, '09)
Email/Twitter nmatson@nmsu.edu/@CoachNickMatson
Office Phone 575-646-7390
Assistant Coach Terryonte Thomas (Sam Houston, '21)
Email/Twitter tkthomas@nmsu.edu/@1tk41
Office Phone 575-646-1646
Assistant Coach Shunn Buchanan (NM State, '21)
Email/Twitter mlbucan@nmsu.edu/@coach_shunnb
Office Phone 575-646-4989
Director of Operations Keith Roberts (NM State, '16)
Email/Twitter rkeith@nmsu.edu/@Keethus_J
Graduate Assistant Xavian Jimenez (NM State, '23)
Strength & Conditioning Coach Jonathan Thompson (Tennessee, '21)
Athletic Trainer Dani Meyer (Oregon State, '16)

PAN AMERICAN CENTER

Year Opened 1968 (Fall)
Capacity 12,572
Record in the Pan American Center 679-168 (.819)
Press Row Telephone Number 575-646-3400



12,307 Aggie fans filled the Pan American Center to encourage NM State to a 71-61 victory over Grand Canyon on Jan. 29, 2022. This marked the second-largest home crowd in the last four years.

MEDIA RELATIONS

Assistant Athletic Director Michael Navarrette
Office Phone 575-646-1823
Email micnav@nmsu.edu
Assistant Director/MBB Contact Lawrence Thomas
Office Phone 575-646-1885
Cell Phone 281-943-4786
Email
Assistant Director Emilio Garcia
Office Phone 575-646-1885
Email mcknope@nmsu.edu
Mailing Address NM State Athletic Media Relations
..... 1815 Wells Street, Fulton Center
..... Las Cruces, N.M. 88003
Athletics Website NMStateSports.com

TEAM INFORMATION

2024-25 Overall Record 17-15 (.531, 9-6 H, 8-6 A, 0-3 N)
2024-25 CUSA Record/Finish 10-8 (.556, 4-5 H, 6-3 A)/5th
2024-25 CUSA Tournament 0-1 (0-1 N)
2024-25 NCAA Tournament N/A
2024-25 Final Ranking NR/NR
Starters Returning/Lost 2/3
Newcomers 11
First Season of Basketball 1904-05 (114 seasons)
All-Time Record 1,668-1,169-2 (.590)
All-CUSA Record 20-24 (.458)
WAC Titles Seven (2008, 2015, 2016, 2018, 2019, 2020, 2022)
WAC Tournament Titles 10 (2007, 2010, 2012-15, 2017-19, 2021-22)
NCAA Tournament Appearances/Record 23/8-25* (.242)
NIT Appearances/Record Six/5-6 (.455)
NAIA Appearances/Record Four/5-4 (.000)

2025-26 ROSTER | NUMERICAL

NO.	NAME	HT.	POS.	YR.	HOMETOWN HIGH SCHOOL PREVIOUS SCHOOL
0	Julius Mims	6-9	F	Gr.	Billings, Mont. / Skyview HS / Idaho / North Idaho College
1	Gabe Pickens	6-0	G	Fr.	Phoenix, Ariz. / Dream City Christian
2	Omarr Smith	6-4	G	Fr.	Baltimore, MD / City College
3	Kyrese Mullen	6-7	F	Sr.	Norfolk, Va. / Massanutten Military Academy / Hampton
4	Jae'Coby Osborne	6-6	F	Fr.	Missouri City, Texas / Bella Vista Prep
5	Chris Terrell	6-0	G	Sr.	Horn Lake, Miss. / Horn Lake HS / Delta State
7	Teysean Eaglestaff	6-7	F	So.	Eagle Butte, S.D. / Bismarck HS / UMKC
8	Jayland Randall	6-5	G	Sr.	Detroit, Mich. / Chandler Park Academy / Southern Indiana / Alabama A&M
9	Anthony Wrzeszcz	6-4	G	Sr.	Gdynia, Poland / Wasatch Academy / Sam Houston / McMaster
11	Eljah Elliott	6-1	G	Sr.	Houston, Texas / Jack Yates HS / UTRGV / Southern Illinois
12	Christian Villegas	6-2	G	Sr.	El Paso, Texas / Andress HS / Texas A&M Corpus Christi
20	Amarco Doyle	6-7	F	So.	Queensland, Australia / The Southport School / Southern Idaho
21	Jemel Jones	6-4	G	Sr.	Chicago, Ill. / Dwight D. Eisenhower HS / Cal State Bakersfield
24	Cyr Malonga	6-11	C	Jr.	Pointe-Noire, Congo / Evangel Christian / East Carolina
66	Augustine Ekwe	6-9	F	Fr.	Lagos, Nigeria / Wasatch Academy

Head Coach: Jason Hooten (Tarleton, '93) | Third Season

Assistant Coach: Preston Laird (Memphis, '12) | Second Season

Assistant Coach: Nick Matson (VMI, '09) | First Season

Assistant Coach: Terryonte Thomas (Sam Houston, '21) | Third Season

Assistant Coach: Shunn Buchanan (NM State, '20) | Second Season

Basketball Operations: Keith Roberts (New Mexico State, '16) | Second Season

Strength & Conditioning Coach: Jonathan Thompson (Tennessee, '21) | First Season

Athletic Trainer: Dani Meyer (Oregon State, '19) | Second Season

Program Coordinator: Becky Veitch (Chico State, '05) | 13th Season

Media Relations: Lawrence Thomas | Third Season

Student Managers:

2025-26 ROSTER | ALPHABETICAL

NO.	NAME	HT.	POS.	YR.	HOMETOWN HIGH SCHOOL PREVIOUS SCHOOL
20	Amarco Doyle	6-7	F	So.	Queensland, Australia / The Southport School / Southern Idaho
7	Teysean Eaglestaff	6-7	F	So.	Eagle Butte, S.D. / Bismarck HS / UMKC
11	Elijah Elliott	6-1	G	Gr.	Houston, Texas / Jack Yates HS / Southern Illinois / UTRGV
66	Augustine Ekwe	6-9	C	Fr.	Lagos, Nigeria / Wasatch Academy
21	Jemel Jones	6-4	G	Sr.	Chicago, Ill. / Dwight D. Eisenhower HS / Cal State Bakersfield
24	Cyr Malonga	6-11	C	Jr.	Pointe-Noire, Congo / Evangel Christian / East Carolina
0	Julius Mims	6-9	F	Gr.	Billings, Mont. / Skyview HS / Idaho
3	Kyrese Mullen	6-7	F	Sr.	Norfolk, Va. / Massanutten Military Academy / Hampton
4	Jae'Coby Osborne	6-6	F	So.	Missouri City, Texas / Bella Vista Prep
1	Gabe Pickens	6-4	G	So.	Phoenix, Ariz. / Dream City Christian
8	Jayland Randall	6-0	G	Sr.	Detroit, Mich. / Chandler Park Academy / Southern Indiana / Alabama A&M
2	Omarr Smith	6-10	G	Fr.	Baltimore, MD / City College
5	Chris Terrell	6-6	G	Sr.	Horn Lake, Miss. / Horn Lake HS / Delta State
12	Christian Villegas	6-0	G	Sr.	El Paso, Texas / Andress HS / Texas A&M Corpus Christi
9	Anthony Wrzeszcz	6-4	G	Sr.	Gdynia, Poland / Wasatch Academy / Sam Houston / McMaster

PRONUNCIATION GUIDE

66 | Augustine **EKWE** (eck-weh)
9 | Anthony **WRZESZCZ** (Ri-ZESH)
4 | **JAE'COBY** Osborne (juh-kobe)

7 | **TEYSEAN** Eaglestaff (Tae-shawn)
12 | Christian **VILLEGAS** (Vee-leg-us)
21 | **JEMEL** Jones (Juh-mel)
24 | Cyr **MALONGA** (mah-lon-gah)



RETURNERS | 2

NO.	POS.	NAME	HT.	YR.	HOMETOWN HIGH SCHOOL PREVIOUS SCHOOL
1	G	Gabe Pickens	6-0	So.	Phoneix, Ariz. Dream City Christian
4	F	Jae'Coby Osborne	6-6	So.	Missouri City, Texas Bella Vista Prep

NEWCOMERS | 13

NO.	POS.	NAME	HT.	YR.	HOMETOWN HIGH SCHOOL PREVIOUS SCHOOL
0	F	Julius Mims	6-9	Gr.	Billings, Mont. Skyview HS Idaho
2	G	Omarr Smith	6-4	Fr.	Baltimore, MD. City College HS
3	F	Kyrese Mullen	6-7	Sr.	Norfolk, Va. Massanutten Military Academy Hampton
5	G	Chris Terrell	6-0	Sr.	Horn Lake, Miss. Horn Lake HS Delta State
7	F	Teysean Eaglestaff	6-7	So.	Eagle Butte, S.D. Bismarck HS UMKC
8	G	Jayland Randall	6-5	Sr.	Detroit, Mich. Chandler Park Academy Southern Indiana Alabama A&M
9	G	Anthony Wrzeszcz	6-4	Sr.	Gydnia, Poland Wasatch Academy Sam Houston McMaster
11	G	Elijah Elliott	6-0	Sr.	Houston, Texas Jack Yates High School Southern Illinois UTRGV
12	G	Christian Villegas	6-2	Sr.	El Paso, Texas Address HS Texas A&M Corpus Christi
20	F	Amarco Doyle	6-7	So.	Queensland, Australia The Southport School Southern Idaho
21	G	Jemel Jones	6-4	Sr.	Chicago, Ill. Dwight D. Eisenhower HS Cal State Bakersfield
24	C	Cyr Malonga	6-11	Jr.	Pointe-Noire, Congo Evangel Christian East Carolina
66	C	Augustine Ekwe	6-9	Fr.	Lagos, Nigeria Wasatch Academy

STARTERS LOST | 5

NO.	POS.	NAME	YR.	GP/GS	MIN/G	FG-FGA	PCT.	3FG-FGA	PCT.	FT-FTA	PCT.	PPG	RPG	APG	BPG	SPG
2	G	Zawdie Jackson	Sr.	32/32	27.7	105-263	.399	35-93	.376	91-117	.778	10.5	2.3	3.1	0.0	1.0
3	G	Christian Cook	Sr.	32/31	31.3	149-388	.385	69-188	.367	41-54	.759	12.8	2.5	1.3	0.3	0.7
0	G	Dionte Bostic	Sr.	32/22	22.4	74-188	.394	16-61	.262	45-81	.556	6.5	3.2	1.7	0.1	1.1
12	F	Peter Filipovity	Gr.	29/21	27.3	136-301	.452	15-64	.234	92-138	.667	13.1	8.2	1.3	0.0	0.9
25	C	Emmanuel Tshimanga	Gr.	32/29	15.5	42-67	.627	0-0	.000	29-42	.690	3.5	4.2	0.5	0.6	0.4

RETURNING/LOST BY THE NUMBERS

STATISTIC	2024-25 TOTAL	% LOST FROM 2024-25	% RETURNING FROM 2024-25
Points	2,229	94% (2,100/2,229)	6% (129/2,229)
Rebounds	1,198	87% (1,045/1,198)	13% (77/1,198)
Assists	373	82% (309/373)	18% (64/373)
Blocked Shots	74	94% (70/74)	6% (4/74)
Steals	204	95% (182/204)	5% (22/204)
Field Goals	787	94% (743/787)	6% (44/787)
Field Goal Attempts	1,895	95% (1,795/1,895)	5% (100/1,895)
3-Pt. Field Goals	228	96% (219/228)	4% (9/228)
3-Pt. Field Goal Attempts	710	95% (676/710)	5% (34/710)
Free Throws	427	92% (395/427)	8% (32/427)
Free Throw Attempts	633	92% (582/633)	8% (51/633)
Minutes	6,425	91% (5,855/6,425)	9% (570/6,425)

2025-26 ROSTER BREAKDOWN

BY POSITION

GUARD | 8 | Elijah Elliott, Jemel Jones, Gabe Pickens, Jayland Randall, Omarr Smith, Chris Terrell, Christian Villegas, Anthony Wrzeszcz
FORWARD | 5 | Amarco Doyle, Teysean Eaglestaff, Julius Mims, Kyrese Mullen, Jae'Coby Osborne
CENTER | 2 | Augustine Ekwe, Cyr Malonga

BY CLASS

GRADUATE | 2 | Elijah Elliott, Julius Mims
SENIORS | 6 | Jemel Jones, Kyrese Mullen, Jayland Randall, Chris Terrell, Christian Villegas, Anthony Wrzeszcz
JUNIORS | 1 | Cyr Malonga
SOPHOMORE | 4 | Amarco Doyle, Teysean Eaglestaff, Gabe Pickens, Jae'Coby Osborne
FRESHMEN | 2 | Augustine Ekwe, Omarr Smith

BY HEIGHT

6-0 | 2 | Gabe Pickens, Chris Terrell
6-1 | 1 | Elijah Elliott
6-2 | 1 | Christian Villegas
6-4 | 3 | Jemel Jones, Omarr Smith, Anthony Wrzeszcz
6-5 | 1 | Jayland Randall
6-6 | 1 | Jae'Coby Osborne
6-7 | 3 | Amarco Doyle, Kyrese Mullen, Teysean Eaglestaff
6-9 | 2 | Augustine Ekwe, Julius Mims
6-11 | 1 | Cyr Malonga

BY STATE

ARIZONA | 1 | Gabe Pickens
MARYLAND | 1 | Omarr Smith
ILLINOIS | 1 | Jemel Jones
MICHIGAN | 1 | Jayland Randall
MISSISSIPPI | 1 | Chris Terrell
MONTANA | 1 | Julius Mims
SOUTH DAKOTA | 1 | Teysean Eaglestaff
TEXAS | 3 | Elijah Elliott, Jae'Coby Osborne, Christian Villegas
VIRGINIA | 1 | Kyrese Mullen

BY COUNTRY

AUSTRALIA | 1 | Amarco Doyle
CONGO | 1 | Cyr Malonga
NIGERIA | 1 | Augustine Ekwe
POLAND | 1 | Anthony Wrzeszcz
UNITED STATES | 11 | Teysean Eaglestaff, Elijah Elliott, Jemel Jones, Julius Mims, Kyrese Mullen, Jae'Coby Osborne, Gabe Pickens, Jayland Randall, Omarr Smith, Chris Terrell, Christian Villegas

LAST TIME OUT | NM STATE vs DELAWARE | WED., JAN 28, 2026 | GAME TWENTY

GAME 20



64 vs 73

| 10-10 | | 6-14 |

LAS CRUCES, N.M.
PAN AMERICAN CENTER
ATTENDANCE: 2,580

NMSU
Leading Scorers
Anthony Wrzeszcz (20)
Jayland Randall (14)

Leading Rebounders
Julius Mims (9)
Jae'Coby Osborne (5)

UD
Leading Scorers
Christian Bliss (23)
Tyler Houser (16)
Leading Rebounders
Christian Bliss (6)
Justyn Fernandez (5)

Delaware - 73														
Record: 6-14 (2-7)														
NO.	Name	Min	FG	3P	FT	Rebounds	Fouls	TP	AS	TO	ST	Blocks	pts	+/-
5	Macon Emory	F 36:39	4-9	2-6	1-1	0 3 3	2 2	11	0	0	3	0	0	10
11	Jayden Taylor	F 19:36	0-0	0-0	0-0	0 3 3	0 0	0	0	1	1	0	0	-4
44	Tyler Houser	F 37:51	6-13	2-6	2-2	0 3 3	1 1	16	0	2	0	1	0	8
00	Christian Bliss	G 38:12	8-10	2-2	5-5	2 4 6	1 4	23	4	1	2	0	1	6
4	Justyn Fernandez	G 37:51	3-10	0-4	7-7	0 5 5	1 4	13	4	3	1	0	0	8
15	Houston Emory	02:09	0-0	0-0	0-0	0 0 0	2 0	0	0	1	1	0	0	1
20	Alex Kazanecki	22:44	3-5	2-4	0-0	0 3 3	0 0	0	0	0	2	0	0	14
35	Bouna Kebe	04:58	1-1	0-0	0-0	0 0 0	0 0	2	0	1	0	0	0	2
Team			2 2 4			0 0 1			0 1			1 0		
Totals			25-47			8-22			15-15			4 23		
			7 11			73			8 10			3 1 9		

Major Fouls: NONE														
UD			NMSU			Points from			UD			NMSU		
Biggest lead			15 (1 st 6:19)			2 (1 st 18:49)			Turnovers			11 5		
Best Scoring Run			9 (1 st 9:47)			8 (2 nd 15:11)			Paint			30 18		
Lead Changes			13			Second Chance			2 7			UD 34 39 73		
Times Tied			8			Fast Breaks			7 3			NMSU 24 40 64		
Time with Lead			30:13			06:02			Bench			10 27		

New Mexico St. - 64														
Record: 10-10 (3-7)														
NO.	Name	Min	FG	3P	FT	Rebounds	Fouls	TP	AS	TO	ST	Blocks	pts	+/-
0	Julius Mims	F 37:00	5-6	0-0	2-2	3 6 9	0 1	12	3	1	0	1	0	-7
4	Jae'Coby Osborne	F 27:13	2-3	0-0	2-4	3 2 5	4 2	6	2	2	0	0	1	-4
24	Cyr Malonga	C 05:49	0-0	0-0	2-2	1 0 1	0 1	2	1	0	0	0	0	1
8	Jayland Randall	G 34:53	6-20	2-9	0-0	1 3 4	2 1	14	2	1	1	0	1	-8
11	Elijah Elliott	G 22:50	1-7	1-5	0-0	0 1 1	1 0	3	3	2	0	0	0	-2
3	Kyrese Mullen	05:24	0-2	0-1	0-0	0 2 2	1 0	0	1	0	0	0	0	-11
5	Chris Terrell	08:19	1-2	1-2	0-0	0 0 0	1 0	3	0	1	0	0	0	-6
9	Anthony Wrzeszcz	29:34	7-13	6-12	0-0	0 3 3	0 0	20	1	0	2	0	1	-4
1	Gabe Pickens	16:17	0-0	0-0	0-0	0 0 0	2 1	0	4	1	1	0	0	2
21	Jemel Jones	10:32	2-5	0-1	0-0	1 0 1	0 1	0	1	0	0	0	0	-5
44	Augustine Ekwe	02:09	0-0	0-0	0-0	1 0 1	0 0	0	0	1	0	0	0	-1
Team			2 0 2			0 0 0			0 0 0			1 3 9		
Totals			24-58			10-30			6-8			12 17 29		
			11 7			64			17 10			6 1 3 9		

• With the loss, the Aggies fall to 7-3 at home after opening the year undefeated through seven games.

• Senior Elijah Elliott logged a season-high 26 points, including scoring 21 points in the second half. On the night, he finished with five made threes to mark the second time this season that he made five or more threes. This marked the second-most points by an Aggie in a single game this season, only behind a 28-point effort from Jemel Jones on Jan. 22.

• Julius Mims hauled in 13 rebounds to record his sixth double-digit rebound game of the season. This also marks his fourth double-digit rebound game in the last seven contests.

• Jemel Jones turned in 15 points to record his 17th double-digit scoring effort of the season, as he has reached double figures in all but one game this season.

• With 55 rebounds, the Aggies posted their highest rebound total against a Division I opponent this year.





THE OPENING TIP

- Looking to get back on track after a challenging homestand, NM State will hit the road for a tough Conference USA test as it takes on Kennesaw State on Saturday. The matchup marks the first meeting of the season between the Aggies and the Owls, as NM State looks to regain momentum away from home.
- Saturday's contest marks the fourth all-time meeting between the two programs. Kennesaw State holds a 2–1 advantage in the series, including an 80–77 win over the Aggies in the quarterfinal round of the 2025 CUSA Tournament on March 13 in Huntsville, Alabama.

ELLIOTT'S EMERGENCE

- Senior guard Elijah Elliott turned in one of the top individual performances of the season against FIU, pouring in a season-high 26 points, including 21 in the second half. He connected on five three-pointers, marking the second time this season he has made five or more threes in a game.
- Elliott's 26-point outing stands as the second-highest scoring performance by an Aggie this season, trailing only Jemel Jones' 28-point effort on Jan. 22. After beginning the year as NM State's leading scorer off the bench, Elliott has continued to elevate his play and has earned a spot in the starting lineup over the past six games.

IN CUSA

- Jemel Jones leads NM State at 16.0 points per game, ranking seventh in Conference USA, while also showcasing his efficiency. Jones ranks 12th in the league in field-goal percentage (41.7%) and fifth in free-throw percentage (83.5%).
- Jones is also a force on the defensive end, averaging a team-high 1.5 steals per game, which ranks fourth in CUSA.
- Julius Mims anchors the Aggies on the glass, averaging 8.1 rebounds per game, for the second-highest mark in Conference USA.
- Anthony Wrzeszcz has been NM State's top perimeter threat, leading the team with 42 made three-pointers, ranking 14th in CUSA.

JUICE MAN

- Julius Mims has emerged as a steady presence in the frontcourt for NM State this season. The graduate forward ranks tied for second on the team in scoring at 10.6 points per game while leading the Aggies on the glass at 8.1 rebounds per game, a mark that is tied for second in Conference USA.
- In the Aggies' last contest against Delaware, Mims turned in 12 points to record his third game in double figures in the last four contests. Mims also finished just one rebound shy of recording his fourth double-double of the year.

ANTHONY'S BREAKOUT

- Senior guard and Poland native Anthony Wrzeszcz delivered one of the strongest performances of his career in NM State's most recent outing against Delaware. Wrzeszcz finished with a career-high 20 points, knocking down a career-best six three-pointers on 12 attempts from beyond the arc.
- His six made triples tied the most by an Aggie in a single game this season and highlighted a breakout scoring effort for the veteran guard.

1,000 POINT CLUB

- With a 12-point performance against Western Kentucky, senior guard Elijah Elliott eclipsed the 1,000-point mark for his collegiate career, including 130 points this season for the Crimson & White. The milestone reflects Elliott's scoring impact across stops at Oklahoma Christian, Mount St. Mary's, UTRGV, and Southern Illinois, highlighting his consistency and experience at the Division I level.

BOOST FROM THE BENCH

- NM State continues to feature one of the deepest and most productive bench units in the nation as the Aggies rank 38th nationally in bench points per game, averaging 30.5 points per contest from their reserve unit.
- In the Aggies previous matchup, Anthony Wrzeszcz came off the bench to pour in a team-high 20 points off the bench.
- The Aggie bench features six players who have scored in double figures off the bench at least once this season.

NEW PIECES TO THE PUZZLE

- After losing more than 94% of its scoring and 87% of its rebounding to graduation and the transfer portal, NM State made it a priority this offseason to reload its roster with players capable of producing immediately.
- To bolster the scoring column, the Aggies added Jemel Jones, Elijah Elliott, Jayland Randall, and Chris Terrell.
 - Jones arrives after an impressive season at Cal State Bakersfield, averaging 18.9 points per game and earning Big West Newcomer of the Year honors.
 - Elliott transfers from Southern Illinois, where he averaged 14.0 points per game before an injury shortened his season. His year included a 21-point performance against Oklahoma State.
 - Randall joins the Aggies from Southern Indiana, where he posted 15.0 points per game last season.
 - Terrell comes from Division II Delta State after ranking among the nation's top scorers with 21.2 points per game while also leading all D-II players with 3.5 steals per contest.
- To strengthen the frontcourt and rebounding efforts, NM State added Julius Mims, Kyrese Mullen, and Cyr Malonga.
 - Mims transfers from Idaho, where he averaged 8.6 points and a team-high 6.3 rebounds per game while shooting 66.1%





from the field.

- Mullen comes in after three seasons at Hampton, most recently averaging 7.3 points and 6.8 rebounds per game.
- Malonga joins the Aggies after two seasons at East Carolina, highlighted by a 10-point, nine-rebound performance against SMU during his freshman campaign.

PRESEASON RECOGNITION

• Senior guard **Jemel Jones** was named to the 2025-26 CUSA Preseason All-Conference Team. A transfer from CSU Bakersfield, Jones joins the Aggies following a standout season in which he averaged 18.9 points, 3.6 rebounds and 2.1 assists. He set multiple single-season program records for the Roadrunners, including total points (573) and scoring average (18.9), and earned All-Big West Second Team and Big West Newcomer of the Year honors.

SCOUTING THE OWLS

- Kennesaw State enters Saturday's matchup coming off a hard-fought 72–69 home win over Western Kentucky. The victory improved the Owls to 13–8 overall and 5–5 in Conference USA play, while also moving them to 9–1 at home this season.
- The Owls are led by head coach Antoine Pettway, who is in his third season at the helm of the program.
- Kennesaw State has established itself as one of the nation's most productive offensive teams, ranking 19th nationally in scoring offense. The Owls also pride themselves on rebounding, averaging 43.8 rebounds per game which is second-best in the country.
- Offensively, the Owls are led by redshirt sophomore guard RJ Johnson, who averages a team-high 12.7 points per game. Johnson has scored 30 or more points twice over his last five contests.

- On the glass, junior forward Frankquon Sherman leads Kennesaw State with 8.7 rebounds per game, a figure that ranks first in Conference USA. Sherman is the only player in the league averaging more rebounds per game than NM State graduate forward Julius Mims (8.1).

CUSA PLAYER OF THE WEEK

DATE	PLAYER	SCHOOL
11-10-25	Zach Cleveland	Liberty
11-17-25	Mostapha El Moutaouakkil	Jax State
11-24-25	Torey Alston	MTSU
12-1-25	Simeon Cottle	Kennesaw St
12-8-25	Corey Stephenson	FIU
12-15-25	Justyn Fernandez	Delaware
12-22-25	Torey Alston	MTSU
12-29-25	Kaden Metheny	Liberty
1-5-25	Alec Oglesby	MTSU
1-12-25	Simeon Cottle	Kennesaw St
1-19-25	RJ Johnson	Kennesaw St
1-26-25	Po'Boigh King	Sam Houston

2025-26 CUSA PRESEASON POLL

RANK	SCHOOL	FPV	PTS.
1.	Liberty	11	143
2.	Kennesaw State	1	126
3.	NM State	-	113
4.	MTSU	-	103
5.	LA Tech	-	82
6.	WKU	-	79
7.	Jax State	-	67
8.	UTEP	-	66
9.	Sam Houston	-	56
10.	FIU	-	36
11.	Delaware	-	35
12.	Missouri State	-	30

2025-26 PRESEASON ALL-CUSA TEAM

PLAYER	YR.	POS.	SCHOOL
Zach Cleveland	Jr.	F	Liberty
Kaden Metheny	R-Sr.	G	Liberty
Simeon Cottle	Sr.	G	Kennesaw State
Jemel Jones	Sr.	G	NM State
Braedan Lue	So.	F	Kennesaw State
Colin Porter	Sr.	G	Liberty
Kaden Cooper	Sr.	G	LA Tech
Kamari Lands	Sr.	G	MTSU
Mostapha El Moutaouakkil	Sr.	G	Jax State
Cavan Reilly	Sr.	G	Delaware
PRESEASON PLAYER OF THE YEAR			
Simeon Cottle	Sr.	G	Kennesaw State

NET WORTH | 2025-26 OPPONENTS

DATE	OPPONENT	W/L	NET (Current/Day of Game)
11.4	Adams State	10-6	-/-
11.11	NM Highlands	6-13	-/-
11.15	New Mexico	14-4	40/-
11.21	Samford	9-10	260/-
11.25	UC Irvine	12-7	132/-
11.26	Georgia State	7-12	263/-
12.2	South Alabama	13-6	199/119
12.6	Abilene Christian	10-9	241/248
12.13	Tulsa	15-3	51/46
12.21	Sam Houston	14-7	100/76
12.28	Univ. of Southwest	5-13	-/-
1.2	FIU	10-11	183/180
1.4	Missouri State	12-9	195/212
1.8	WKU	11-10	170/130
1.10	MTSU	11-9	131/101
1.15	Liberty	18-3	81/91
1.17	Delaware	6-14	301/277
1.22	Missouri State	12-9	195/205
1.24	FIU	10-11	183/188
1.28	Delaware	6-14	295/301
1.31	Kennesaw State	12-8	160/160
2.4	LA Tech	12-8	259/-
2.7	UTEP	7-14	283/-
2.11	Liberty	18-3	81/-
2.14	Jax State	11-9	225/-
2.21	UTEP	7-14	283/-
2.26	WKU	11-10	170/-
2.28	MTSU	11-9	131/-
3.5	Jax State	11-9	225/-
3.7	Kennesaw St	12-8	160/-

THIS WEEK IN CUSA (WEEK 12)

Wednesday, Jan. 28

Jax State 78, at FIU 74
at Kennesaw State 72, WKU 69
Sam Houston 80, at Missouri State 71
Delaware 73, at NM State 64
LA Tech 69, at UTEP 59

Thursday, Jan. 29

Liberty 81, at MTSU 65

Saturday, Jan. 31

Jax State at Missouri State, 1 p.m.
WKU at MTSU, 2 p.m.
NM State at Kennesaw State, 3 p.m.
Delaware at UTEP, 7 p.m.
LA Tech at Sam Houston, 8 p.m.

NM STATE COMEBACK WIN TRACKER

DEFICIT	vs.	FINAL	DATE
5	New Mexico	76-68	11-15-2025
1	UC Irvine	57-45	11-25-2025
9	Georgia State	77-58	11-26-2025
3	Sam Houston	87-78	12-21-2025



PAN AMERICAN CENTER TEAM RECORDS

Most Points 133, vs. New Mexico Highlands (12/11/82)
 Most FG Attempts 122, vs. UT-Arlington (12/1/70)
 Most 3FGs Made 20, 2x, last by NM State (12/29/19)
 Most 3FG Attempts 39, vs. CSU Bakersfield (2/8/18)
 Most FTs Made 35, vs. New Mexico Highlands (11/25/78)
 35, vs. Seattle U (1/9/14)
 Most FT Attempts 53, 2x, Last vs. UMKC (1/31/19)
 Most Rebounds 85, vs. UT-Arlington (12/1/70)
 Most Fouls 38, vs. West Texas State (2/15/74)
 Fewest Fouls 8, 6x, Last vs. Chicago State (3/7/15)
 Most Turnovers 47, by San Jose State (12/19/70)
 Fewest Turnovers 3, vs. Indiana State (2/6/78)
 Margin of Victory .. 74, vs. Northern N.M. (104-30 on 12/29/19)
 Highest FG %686, vs. UTSA (1/3/13)
 Highest FT % (Min. 20) 955 vs. South Alabama (2/8/03)

PAN AMERICAN CENTER INDIVIDUAL RECORDS

Most Points 43, Willie Humes
 Idaho State vs. San Jose State (12/27/69)
 Rebounds 25, Sam Lacey vs. Idaho State (1/4/69)
 FGs Made 19, Jimmy Collins vs. Air Force (1/14/70)
 3FG Made 10, Jaycee Carroll
 Utah State vs. NM State (2/2/06)
 FTs Made 17, James Moore
 vs. Arkansas State (2/28/04)
 Assists 20, Sam Crawford
 vs. Sam Houston State (12/21/92)
 FG Percentage (Min. 10) 1.000 (13-13), Reggie Ramey
 West Texas A&M vs. NM State (2/13/75)
 FT Percentage 1.000 - Many

COLLEGEINSIDER.COM MID-MAJOR POLL

RK	TEAM	RECORD	PTS
1.	Gonzaga	19-1	774
2.	Miami (OH)	19-0	718
3.	Liberty	17-3	706
4.	Murray State	16-3	660
5.	Saint Mary's	17-3	645
6.	Yale	13-3	572
7.	Belmont	17-3	550
8.	High Point	16-5	538
9.	Santa Clara	16-5	491
10.	UNCW	17-2	442
11.	Akron	14-4	373
12.	Kent State	14-4	370
13.	Utah Valley	15-4	319
14.	Illinois State	13-6	318
15.	Buffalo	13-5	307
16.	UC San Diego	14-6	301
17.	Hofstra	13-6	285
18.	Hawaii	13-4	211
19.	McNeese	14-4	181
20.	North Dakota State	16-5	158
21.	Nothern Iowa	12-7	132
22.	SFA	13-5	129
23.	St. Thomas	15-5	122
24.	Troy	13-7	84
25.	UT Martin	15-4	78

2025-26 NM State CUSA opponents in **bold**

Others Receiving Votes:

Middle Tennessee 52, Wright State 51, UC Irvine 35, Winthrop 34, San Francisco 32, Bradley 30, Georgia Southern 27, Seattle 21, Charleston 20, **Kennesaw State 19**, ETSU 18, Oakland 15, Marist 14, **Missouri State 12**, Portland State 10, William & Mary 8, Elon 6, Furman 6, Bowling Green 4, Queens 4, St Peter's 4, Tennessee State 3, Long Island 2, South Alabama 2, Merrimack 1, Northern Kentucky 1.

NM STATE'S RECORD WHEN | 2025-26

NM STATE	ALL	CUSA
Leading at halftime	9-1	3-0
Tied at halftime	1-1	0-1
Trailing at halftime	0-8	0-6
Leading at half home	4-0	2-0
Tied at half home	1-1	0-1
Trailing at half home	0-3	0-3
Leading at half neutral	2-1	0-0
Tied at half neutral	0-0	0-0
Trailing at half neutral	0-3	0-0
Leading at half road	1-0	1-0
Tied at half road	0-0	0-0
Trailing at half road	0-3	0-3
Leading with 5:00 to go	9-2	3-1
Leading with 2:00 to go	9-2	3-1
Scoring ≤ 60 points	1-1	0-1
Opp. Scores ≤ 60 points	2-1	0-1
Scoring 61-69 points	0-2	0-1
Opp. Scores 61-69 pts	3-0	2-0
Scoring 70-79 pts	2-6	0-4
Opp. Scores 70-79 pts	2-4	1-2
Scoring 80-89 pts	3-1	2-1
Opp. Scores 80-89 pts	0-5	0-4
Scoring 90-99 pts	1-0	1-0
Opp. Scores 90-99 pts	0-0	0-0
Scoring 100+ pts	0-0	0-0
Opp. Scores 100+ pts	0-0	0-0
2 or fewer players w/ 10+ pts.	1-2	0-2
3 players w/ 10+ points	3-5	0-2
4 players w/ 10+ points	3-2	2-2
5 players w/ 10+ points	1-0	1-0
6 players w/ 10+ points	0-0	0-0
1 player w/ 20+ points	3-5	1-4
2 players w/ 20+ points	0-0	0-0
Shooting below 30%	0-0	0-0
Opp. shoots below 30%	2-0	1-0
Shooting 30-39%	3-3	1-2
Opp. shoots 30-39%	3-0	1-0
Shooting 40-49%	2-7	0-5
Opp. shoots 40-49%	2-5	1-3
Shooting 50% or higher	2-0	2-0
Opp. shoots 50% or higher	0-5	0-4
More rebounds	5-5	2-4
Fewer rebounds	2-4	1-3
Same rebounds	1-1	0-0
More turnovers	2-5	1-4
Fewer turnovers	6-4	2-2
Same turnovers	0-1	0-1
More pts. in the paint	5-2	2-1
Fewer pts. in the paint	2-7	1-6
Same pts. in the paint	0-1	0-0
More bench points	5-5	2-5
Fewer bench points	1-5	1-3
Same bench pts.	1-0	0-0
More 2nd chance pts.	4-5	1-4
Fewer 2nd chance pts.	3-3	1-1
Same 2nd chance pts.	0-1	0-1
More pts. off turnovers	6-3	3-1
Fewer pts. off turnovers	1-7	0-6
Same pts. off turnovers	0-0	0-0
More fast break points	3-4	0-2
Fewer fast break points	2-6	1-5
Same fast break points	2-0	2-0
On Monday	0-0	0-0
On Tuesday	3-1	0-0
On Wednesday	1-1	0-1
On Thursday	1-2	1-2
On Friday	1-1	0-1
On Saturday	2-4	1-2
On Sunday	2-0	1-0
In November	6-0	0-0
In December	2-3	1-0
In January	2-7	2-7
In February	0-0	0-0
In March	0-0	0-0
White uniforms	6-2	3-2
Black uniforms	0-3	0-2
Crimson uniforms	3-4	0-2
Throwback uniforms	0-1	0-1

THE LAST TIME NM STATE...

Won at home 1/8/26 vs. Western Kentucky (80-64)
 Lost at home 1/28/26 vs. Delaware (73-64)
 Won away 1/19/26 vs. Delaware (97-68)
 Lost away 1/15/26 at Liberty (73-71)
 Won neutral 11/26/25 vs. Georgia State (77-58)+
 Lost neutral 12/13/25 vs. Tulsa (83-70)
 Won in OT 12/7/24 at New Mexico (89-83 OT)
 Lost in OT 11/26/23 at Louisville (84-90 OT)
 Won vs. ranked opp 3/17/22 vs. #21/21 UConn (70-63)\$
 Lost vs. ranked opp 11/6/23 at #16 Kentucky (46-86)
 7 players with 10+ points 11/11/16 vs. Arizona Christian
 6 players with 10+ points 2/4/23 vs. Seattle U
 5 players with 10+ points 1/19/26 vs. Delaware
 4 players with 10+ points 1/15/26 vs. Liberty
 3 players with 10+ points 1/28/26 vs. Delaware
 1 player with 20+ points 1/28/26 vs. Delaware
 Anthony Wzrzeszcz (20)
 2 players with 20+ points .. 3/13/25 vs. Kennesaw State (80-77)
 Robert Carpenter (21) & Peter Filipovity (21)
 Won by 20-29 points 1/19/26 vs. Delaware (97-68)
 Won by 30-39 points 1/4/24 vs. LA Tech (78-48)
 Won by 40-49 points 12/18/22 vs. Northern N.M. (95-53)
 Won by 50+ points 12/29/19 vs. Northern N.M. (104-30)
 Lost by 20-29 points 12/12/24 at Texas (91-67)
 Lost by 30-39 points 2/1/25 at Western Kentucky (101-69)
 Lost by 40-49 points 12/2/23 at New Mexico (62-106)
 Lost by 50+ points 2/22/66 - at Hardin Simmons (105-49)
 Scored 90-99 points 11/4/24 vs. NM Highlands (93-57)
 Scored 100+ points 12/29/19 vs. Northern N.M. (104)
 Made 30+ field goals 1/11/25 at UTEP (34)
 Made 35+ field goals 1/19/26 vs. Delaware (36)
 Made 40+ field goals 12/29/19 vs. Northern N.M. (41)
 Shot 55%+ in FGs 1/19/26 vs. Delaware (.571)
 Shot 60%+ in FGs 11/22/16 vs. Nicholls (.620)
 Made 10-15 3-pointers 1/28/26 vs. Delaware (10)
 Made 15+ 3-pointers 1/9/20 vs. Chicago State (16)
 Made 25+ free throws 1/8/26 vs. Western Kentucky (26)
 Had 50+ rebounds 1/24/26 vs. FIU (55)
 Had 15+ assists 1/28/26 vs. Delaware (17)
 Had 20+ assists 1/19/26 vs. Delaware (20)
 Had 25+ assists 11/25/22 vs. San Diego (25)#
 Had 15+ steals 11/4/24 vs. Adams State (15)
 Had 10+ steals 11/29/24 vs. Pepperdine (11)
 Had less than 10 TOs 1/22/26 vs. Missouri State (5)
 Had 20+ TOs 11/25/25 vs. UC Irvine (21)
 Forced 20+ TOs 11/11/25 vs. NM Highlands (21)
 Had 10+ blocked shots 1/16/16 vs. Chicago State (10)

THE LAST TIME AN AGGIE...

Scored 30-34 points 30, Teddy Allen at Grand Canyon (2/19/22)
 Scored 35-39 points 37, Teddy Allen vs. #21/21 UConn (3/17/22)
 Scored 40-44 points 41, Teddy Allen vs. Abilene Christian (1/15/22)
 Had 20+ rebounds 22, Jemerrio Jones vs. Seattle U^ (3/9/18)
 Had 25+ rebounds 27, Sam Lacey at Hardin Simmons (12/19/69)
 Had 10+ assists 10, Deshawndre Washington vs. NMHU (11/7/22)
 Had 5+ steals 5, Chris Terrell vs. NM Highlands (11/11/25)
 Had 10+ steals 11, Jemerrio Jones vs. ENMU (12/12/17)
 Had 5+ blocks 6, Johnny McCants vs. SFA (3/2/22)
 Had 10+ blocks 10, Sim Bhullar vs. Prairie View A&M (11/27/13)
 Made 10+ FGs 11, Marchelus Avery vs. NMMC (12/18/22)
 Made 10+ FTs 13, Teddy Allen vs. #21/21 UConn (3/17/22)\$
 Made 5+ 3FGs 5, Robert Carpenter vs. Kennesaw St (3/13/25)
 Had a triple-double vs. NM Highlands (11/7/22)
 Deshawndre Washington (17 pts., 10 reb., 10 ast.)
 Had a double-double vs. Missouri State (1/4/25)
 Julius Mims (22 pts, 14 reb.)
 2+ players with a double-double vs. UNLV (11/23/24)
 Robert Carpenter (10 Points, 13 Rebounds)
 Peter Filipovity (12 Points, 11 Rebounds)
 ^Denotes WAC Tournament game (Las Vegas, Nev.)
 *Denotes NCAA Tournament game
 %Game played at the HTC Center (Conway, S.C.)
 \$Game played at the KeyBank Center (Buffalo, N.Y.)
 !Game played at the Sprint Center (Kansas City, Mo.)
 #Game played at Orleans Arena (Las Vegas, Nev.)
 &Game played at Eastwood High School (El Paso, Texas)
 @Game played at the Don Haskins Center (El Paso, Texas)
 +Game played at Cancun Challenge (Riviera Maya, Mexico)





JASON HOOTEN

HEAD COACH | THIRD SEASON | TARLETON, '93 | RECORD: 301-213 (.589)



Former NM State Director of Athletics Mario Moccia announced the hiring of Jason Hooten as the 28th head coach of the Aggie men's basketball program on Friday, March 24. Hooten brings with him an impressive 13 years of head coaching experience across his 30-year coaching career.

Hooten embarked on one of the most unique challenges throughout college basketball in the 2023-24 season. NM State was the only team in Division I that returned zero points, rebounds, or assists. With 15 newcomers to Las Cruces, only Tarleton, Hooten's alma mater, had more new faces around the gym.

In his first year at helm, Hooten led the Aggies to a win over I-10 rival UTEP, a 23-point second half comeback to defeat the future CUSA Tournament Champions Western Kentucky and a 12-3 record inside of the Pan American Center. The Aggies also ranked first in all CUSA programs in average home game attendance, totaling 5,638 fans per contest.

In his second season leading the Crimson & White, he led NM State to a 17-15 record, improving by four wins from his first year while tying for the second-best road conference record in CUSA at 6-3. He guided the Aggies to signature road wins, including a sold-out overtime thriller over I-25 rival New Mexico - who went on to win the Mountain West and reach the NCAA Tournament's Round of 32 - and a historic victory at I-10 rival UTEP, marking NM State's largest win in El Paso since 1937 and the third-largest home loss in UTEP history. Under his leadership, the Aggies became one of the nation's top defensive teams, ranking sixth in three-point percentage defense (29.1%), 11th in field goal percentage defense (39.6%), and 32nd in scoring defense (65.9 ppg).

In 13 seasons as the head coach at Sam Houston State University, Hooten displayed a track record of success as he compiled 261 wins, posted a .607 win percentage and helped the Bearkats to six postseason appearances, including a win in the first round of the 2023 NIT. Hooten's ability to build a winning program guided him to become the Bearkats' winningest coach in program history. Hooten and his staff helped lead the SHSU program to six 20-plus win seasons, including four in the last six seasons.

In 2023, Hooten led the Bearkats to a program-tying record of 26 wins en route to earning the No. 1 seed in the 2023 WAC Tournament. On the heels of one of Sam Houston State University's best seasons in program history, Hooten was named one of 20 finalists for the Hugh Durham Award, which is presented to the top Division I mid-major coach in the country. Hooten also appeared on the list of 25 finalists for the Skip Prosser Man of the Year Award – an award honoring success on the court while also displaying moral integrity off the court.

Under Hooten, the Bearkat program produced 36 all-conference honorees, including 2023 WAC Player of the Year Qua Grant who was one of four conference players of the year to take the court for Hooten. The Killeen, Texas, native also coached nine first team all-conference selections, four all-defensive team members and one Southland Conference Defensive Player of the Year.

Hooten's defensive philosophies helped build the program into one of the stingiest defenses in the country this season as the Bearkats held teams to just 59.3 points per game to rank fourth in the country and first in the conference. SHSU opponents also combined to shoot just 39.1% from the field in 2022-23 – a mark that was good for fifth in the nation and tops in the WAC.

Hooten's Bearkat teams also gave NM State fits during their two-year stint as conference foes. Sam Houston knocked off the Aggies twice in two meetings, including handing NM State a 25-point loss to end a 10-game winning streak during the 2021-22 season. The 2022-23 season was also highlighted by a pair of wins over Power Five programs as they defeated both Oklahoma and Utah during non-conference play.

Prior to being appointed the head coach at Sam Houston, Hooten served as an assistant on the Bearkats' staff from 2004 to 2010 and was a member of the coaching staff during one of two NCAA Tournament appearances in program history when SHSU reached the Big Dance in 2010. In five seasons as an assistant with Sam Houston, the Bearkats reached 20 wins four times and posted an overall record of 127-59. In 2009, RecruitingRumors.com named Hooten as one of the top 100 NCAA assistant coaches while Collegensider.com named him to the Mid-Major Top 25 assistant coaches honorable mention list.

Ahead of his time with Sam Houston, Hooten appeared on Lonn Reisman's staff at Tarleton from 1993 to 2004. While coaching with his alma mater, Hooten helped the Texans construct a combined record of 204-111. Hooten's stint at Tarleton blossomed from his time as a student-athlete at TSU where he played for two seasons under Reisman (1989-91). As a guard, Hooten helped lead the Texans to a record of 52-10 while leading Tarleton in assists with 123 in 1990-91.

Hooten received his undergraduate degree from Tarleton State University in 1993 before earning his master's from Tarleton in 1995. He is married to Kristen Hooten and the two have a daughter, Jadyne, and a son, Jayce.

HOOTEN YEAR-BY-YEAR

YEAR | RECORD • CONFERENCE RECORD POSTSEASON

SAM HOUSTON (Head Coach)

2010-11	18-13 • 10-6 SLC	
2011-12	13-19 • 7-9 SLC	
2012-13	17-16 • 8-10 SLC	
2013-14	24-11 • 13-5 SLC	CIT (2nd Round)
2014-15	26-6 • 15-1 SLC	CIT (2nd Round)
2015-16	18-14 • 12-4 SLC	CIT (1st Round)
2016-17	21-12 • 10-7 SLC	
2017-18	21-13 • 12-4 SLC	CIT (Semifinals)
2018-19	21-12 • 16-2 SLC	NIT (1st Round)
2019-20	18-13 • 11-9 SLC	
2020-21	19-9 • 13-3 SLC	
2021-22	19-14 • 13-5 WAC	
2022-23	26-8 • 14-4 WAC	NIT (2nd Round)
13 Years	261-169 • 154-70	

NM STATE (Head Coach)

2023-24	13-19 • 7-9 CUSA
2024-25	17-15 • 10-8 CUSA
(2023-Current)	40-44 • 20-24

THE HOOTEN FILE

HOMETOWN: Killeen, Texas

EDUCATION: Tarleton, 1993

WIFE: Kristen

CHILDREN: Jadyne, Jayce



2025-26 OVERALL STATISTICS | NM STATE

Game Records

Record	Overall	Home	Away	Neutral
ALL GAMES	10-10	7-4	1-4	2-2
CONFERENCE	3-7	2-4	1-3	0-0
NON-CONFERENCE	7-3	5-0	0-1	2-2

Score by Periods

Team	1st	2nd	OT	TOT
New Mexico St.	711	818	0	1529
Opponents	665	736	0	1401

Team Box Score

No.	Player				Total		3-Point		F-Throw		Rebounds														
		GP-GS	MIN	AVG	FG-FGA	FG%	3FG-3FGA	3FG%	FT-FTA	FT%	OFF	DEF	TOT	AVG	PF	DQ	A	TO	BLK	STL	PTS	AVG			
21	JONES, Jemel	20-18	527:39	26.4	106-254	.417	31-85	.365	76-91	.835	21	61	82	4.1	41	0	45	27	5	29	319	16.0			
0	MIMS, Julius	19-19	514:56	27.1	83-141	.589	8-22	.364	28-41	.683	48	106	154	8.1	41	1	15	19	15	10	202	10.6			
11	ELLIOTT, Elijah	19-7	385:54	20.3	63-162	.389	32-83	.386	35-47	.745	4	30	34	1.8	29	0	45	27	2	14	193	10.2			
8	RANDALL, Jayland	20-1	413:46	20.7	58-155	.374	23-75	.307	40-50	.800	15	50	65	3.3	41	2	17	10	9	14	179	9.0			
9	WRZESZCZ, Anthony	20-14	465:54	23.3	55-134	.410	42-109	.385	22-25	.880	3	32	35	1.8	38	0	23	14	3	7	174	8.7			
4	OSBORNE, Jae'Coby	20-9	427:47	21.4	44-79	.557	1-9	.111	18-31	.581	42	43	85	4.3	36	0	15	17	8	11	107	5.4			
3	MULLEN, Kyrese	18-3	259:36	14.4	26-69	.377	8-30	.267	22-38	.579	30	44	74	4.1	49	4	10	18	1	6	82	4.6			
24	MALONGA, Cyr	19-16	254:48	13.4	31-46	.674	0-0	.000	19-41	.463	25	27	52	2.7	33	1	4	16	10	6	81	4.3			
5	TERRELL, Chris	19-1	243:00	12.8	27-63	.429	8-23	.348	14-16	.875	3	26	29	1.5	20	0	38	14	0	23	76	4.0			
1	PICKENS, Gabe	19-12	327:45	17.3	22-68	.324	7-27	.259	16-20	.800	4	26	30	1.6	38	0	58	32	0	13	67	3.5			
20	DOYLE, Amarco	3-0	15:14	5.1	3-9	.333	3-9	.333	0-0	.000	3	2	5	1.7	2	0	0	2	0	0	9	3.0			
44	EKWE, Augustine	14-0	146:43	10.5	16-28	.571	0-0	.000	2-3	.667	13	21	34	2.4	27	0	3	10	14	6	34	2.4			
12	VILLEGAS, Christian	3-0	13:05	4.4	1-6	.167	1-4	.250	1-2	.500	0	2	2	0.7	0	0	1	2	0	0	4	1.3			
7	EAGLESTAFF, Teysean	2-0	03:53	1.9	0-1	.000	0-0	.000	0-0	.000	0	0	0	0.0	0	0	0	0	0	0	0	0.0			
Team											41	31	72					8							
Total		20	4000		535-1215	.440	164-476	.345	293-405	.723	252	501	753	37.7	395	8	274	216	67	139	1529	76.5			
Opponents		20	4000		449-1093	.411	141-460	.307	362-482	.751	196	473	669	33.5	334	7	218	239	66	121	1401	70.1			

2025-26 OVERALL STATISTICS | KENNESAW STATE

Game Records

Record	Overall	Home	Away	Neutral
ALL GAMES	13-8	9-1	3-5	1-2
CONFERENCE	5-5	4-0	1-5	0-0
NON-CONFERENCE	8-3	5-1	2-0	1-2

Score by Periods

Team	1st	2nd	OT	TOT
Kennesaw St.	887	913	28	1828
Opponents	789	807	21	1617

Team Box Score

No.	Player				Total		3-Point		F-Throw		Rebounds														
		GP-GS	MIN	AVG	FG-FGA	FG%	3FG-3FGA	3FG%	FT-FTA	FT%	OFF	DEF	TOT	AVG	PF	DQ	A	TO	BLK	STL	PTS	AVG			
5	COTTLE, Simeon	17-17	515:53	30.3	95-231	.411	55-146	.377	99-113	.876	7	36	43	2.5	44	1	64	43	4	25	344	20.2			
11	JOHNSON, RJ	20-8	467:33	23.4	83-171	.485	29-60	.483	56-87	.644	10	48	58	2.9	31	0	63	30	10	19	251	12.6			
13	LUE, Braedan	21-20	531:40	25.3	92-206	.447	11-51	.216	42-61	.689	51	70	121	5.8	63	2	27	33	32	21	237	11.3			
0	SEALS, Ramone	15-14	335:08	22.3	50-116	.431	22-62	.355	36-46	.783	25	60	85	5.7	25	0	8	13	8	9	158	10.5			
2	SIMPSON, Trey	21-9	520:33	24.8	71-155	.458	45-116	.388	20-30	.667	30	75	105	5.0	33	0	13	22	28	11	207	9.9			
6	SHERMAN, Frankquon	21-11	503:50	24.0	60-133	.451	12-46	.261	55-77	.714	71	111	182	8.7	59	4	18	32	17	18	187	8.9			
4	RICKARD, Kaden	21-14	443:00	21.1	46-116	.397	12-42	.286	32-56	.571	26	39	65	3.1	60	4	61	39	10	27	136	6.5			
3	WASHINGTON III, Darius	19-0	309:35	16.3	39-88	.443	10-28	.357	25-39	.641	17	30	47	2.5	37	1	32	20	1	9	113	5.9			
23	TAYLOR, Amir	20-9	270:12	13.5	37-59	.627	5-10	.500	20-39	.513	20	46	66	3.3	37	2	10	12	8	3	99	5.0			
21	HARRIS, Jaden	6-0	111:32	18.6	9-36	.250	6-22	.273	3-4	.750	3	7	10	1.7	7	0	5	5	2	1	27	4.5			
12	SMITH JR., Perry	14-3	189:53	13.6	20-28	.714	0-0	.000	8-18	.444	19	30	49	3.5	29	0	12	11	0	6	48	3.4			
30	ONYIRIMBA, Dozie	5-0	15:57	3.2	3-7	.429	1-3	.333	0-0	.000	2	5	7	1.4	0	0	0	0	1	0	7	1.4			
9	HOLLAND, Eric	6-0	17:38	2.9	2-7	.286	0-3	.000	4-6	.667	0	1	1	0.2	2	0	1	0	0	1	8	1.3			
31	STONE, Charles	5-0	15:57	3.2	2-8	.250	1-6	.167	1-2	.500	1	2	3	0.6	1	0	0	0	1	1	6	1.2			
Team											43	36	79					6							
Total		21	4248		609-1361	.447	209-595	.351	401-578	.694	325	596	921	43.9	428	14	314	266	122	151	1828	87.0			
Opponents		21	4250		521-1307	.399	165-486	.340	410-563	.728	243	517	760	36.2	429	12	240	262	89	164	1617	77.0			





2025-26 NM STATE GAME-BY-GAME COMPARISON

				Total		3-Pointers		Free throws		Rebounds										
Opponent	Date	Score		FG-FGA	PCT	3FG-3FGA	PCT	FT-FTA	PCT	OFF	DEF	TOT	AVG	PF	A	TO	BLK	STL	PTS	AVG
Adams St.	11/04/2025	83-72	W	28-69	.406	5-15	.333	22-36	.611	12	31	43	43.0	23	14	15	5	15	83	83.0
N.M. Highlands	11/11/2025	74-58	W	26-51	.510	7-20	.350	15-22	.682	11	18	29	36.0	22	11	13	3	13	74	78.5
New Mexico	11/15/2025	76-68	W	23-56	.411	10-32	.313	20-26	.769	12	23	35	35.7	17	15	8	4	8	76	77.7
Samford	11/21/2025	81-72	W	31-57	.544	7-16	.438	12-16	.750	9	28	37	36.0	19	16	6	2	1	81	78.5
vs UC Irvine	11/25/2025	57-45	W	18-48	.375	2-16	.125	19-27	.704	13	29	42	37.2	26	5	21	3	6	57	74.2
vs Georgia St.	11/26/2025	77-58	W	29-76	.382	9-23	.391	10-14	.714	18	31	49	39.2	17	12	9	2	9	77	74.7
vs South Alabama	12/02/2025	75-77	L	28-66	.424	9-37	.243	10-13	.769	18	23	41	39.4	25	18	13	3	6	75	74.7
at Abilene Christian	12/06/2025	69-77	L	18-48	.375	6-18	.333	27-35	.771	13	16	29	38.1	22	12	12	3	7	69	74.0
vs Tulsa	12/13/2025	70-83	L	22-56	.393	6-18	.333	18-26	.692	8	17	25	36.7	23	14	11	3	8	70	73.6
Sam Houston	12/21/2025	87-78	W	35-68	.515	9-24	.375	8-11	.727	7	28	35	36.5	20	13	7	5	5	87	74.9
Southwest (NM)	12/28/2025	104-33	W	40-78	.513	10-30	.333	14-18	.778	22	40	62	38.8	14	26	11	6	14	104	77.5
at FIU	01/02/2026	74-89	L	28-57	.491	10-28	.357	8-12	.667	6	20	26	37.8	22	15	15	4	8	74	77.3
at Missouri St.	01/04/2026	82-89	L	28-61	.459	7-18	.389	19-23	.826	13	22	35	37.5	27	9	12	6	6	82	77.6
Western Ky.	01/08/2026	80-64	W	22-56	.393	10-23	.435	26-34	.765	17	32	49	38.4	15	11	11	3	4	80	77.8
Middle Tenn.	01/10/2026	55-59	L	18-52	.346	6-25	.240	13-22	.591	8	29	37	38.3	17	11	11	1	5	55	76.3
at Liberty	01/15/2026	71-73	L	29-61	.475	11-25	.440	2-4	.500	11	21	32	37.9	15	13	7	4	3	71	75.9
at Delaware	01/17/2026	97-68	W	36-63	.571	14-28	.500	11-11	1.000	9	26	35	37.7	20	20	4	3	5	97	77.2
Missouri St.	01/22/2026	75-84	L	27-62	.435	6-23	.261	15-20	.750	11	17	28	37.2	22	10	5	4	6	75	77.1
FIU	01/24/2026	78-81	L	25-72	.347	10-27	.370	18-27	.667	22	33	55	38.1	18	12	15	2	4	78	77.1
Delaware	01/28/2026	64-73	L	24-58	.414	10-30	.333	6-8	.750	12	17	29	37.7	11	17	10	1	6	64	76.5
Total		1529		535-1215	.440	164-476	.345	293-405	.723	252	501	753	37.7	395	274	216	67	139	1529	76.5
Opponents		1401		449-1093	.411	141-460	.307	362-482	.751	196	473	669	33.5	334	218	239	66	121	1401	70.1

New Mexico St. Averages

Games Played	Points/game	FG Pct	3FG Pct	FT Pct	Rebounds/game	Assists/game	Turnovers/game	Assist/Turnover ratio	Steals/game	Blocks/game
20	76.5	44.0	34.5	72.3	37.7	13.7	10.8	1.3	7.0	3.4

2025-26 NM STATE POINTS-REBOUNDS-ASSISTS

Opponent	Date	Score	0	1	3	4	5	7	8	9	11	12	20	
MIMS, JULIU PICKENS, GA MULLEN, KYR OSBORNE, JA TERRELL, CH EAGLESTAFF, RANDALL, JA WRZESZCZ, A ELLIOTT, EL VILLEGAS, C DOYLE, AM														
Adams St.	11/04/2025	83-72	W	12-8-2	6-4-5	0-2-0	4-3-0	3-1-2	DNP	7-4-0	5-0-1	5-2-1	DNP	DNP
N.M. Highlands	11/11/2025	74-58	W	DNP	2-1-3	2-2-0	2-3-1	6-1-1	DNP	4-3-2	15-2-0	3-0-0	DNP	DNP
New Mexico	11/15/2025	76-68	W	8-8-1	4-3-1	DNP	2-3-0	4-0-3	DNP	10-2-2	16-0-3	11-4-4	DNP	DNP
Samford	11/21/2025	81-72	W	17-11-1	3-7-8	10-3-1	4-2-2	2-1-0	DNP	10-3-0	7-1-2	8-0-1	DNP	DNP
vs UC Irvine	11/25/2025	57-45	W	4-5-1	9-1-2	7-8-0	10-5-0	3-1-1	DNP	7-8-1	3-1-0	2-1-0	DNP	DNP
vs Georgia St.	11/26/2025	77-58	W	6-11-0	4-1-2	6-5-0	7-7-0	11-3-3	0-0-0	9-5-3	3-0-0	11-1-2	0-0-0	3-0-0
vs South Alabama	12/02/2025	75-77	L	2-2-0	2-3-3	2-5-0	2-5-2	4-1-1	DNP	21-2-0	4-2-4	18-0-3	DNP	DNP
at Abilene Christian	12/06/2025	69-77	L	10-4-1	5-0-2	13-2-1	0-0-0	4-4-4	DNP	2-3-0	5-1-0	5-2-2	DNP	DNP
vs Tulsa	12/13/2025	70-83	L	16-5-0	0-1-4	0-1-0	3-1-1	0-0-0	DNP	7-2-1	8-0-2	7-5-2	DNP	DNP
Sam Houston	12/21/2025	87-78	W	9-9-0	4-2-0	4-5-2	2-2-2	4-3-3	DNP	16-1-2	11-3-1	18-1-2	DNP	DNP
Southwest (NM)	12/28/2025	104-33	W	17-6-0	4-1-9	12-8-0	4-11-0	12-4-9	DNP	10-4-1	9-8-3	DNP	4-2-0	3-4-0
at FIU	01/02/2026	74-89	L	7-3-0	8-1-1	DNP	10-3-3	7-4-2	DNP	5-2-1	15-2-3	14-3-2	DNP	DNP
at Missouri St.	01/04/2026	82-89	L	22-14-0	5-1-3	1-4-0	10-3-1	0-0-0	DNP	3-1-0	5-3-0	16-1-2	DNP	DNP
Western Ky.	01/08/2026	80-64	W	8-15-0	4-2-6	10-8-1	5-4-0	2-0-0	DNP	12-2-0	3-3-0	12-4-2	DNP	DNP
Middle Tenn.	01/10/2026	55-59	L	5-7-1	4-2-3	1-7-2	3-2-0	DNP	DNP	8-5-0	6-2-0	2-1-3	DNP	DNP
at Liberty	01/15/2026	71-73	L	8-6-2	0-0-0	0-0-0	10-12-1	6-2-5	DNP	4-2-0	16-2-1	12-2-2	DNP	DNP
at Delaware	01/17/2026	97-68	W	13-10-2	3-0-0	3-3-2	6-7-0	5-2-3	0-0-0	15-3-2	16-0-1	14-1-4	0-0-1	3-1-0
Missouri St.	01/22/2026	75-84	L	17-8-0	DNP	6-1-0	11-3-0	0-0-0	DNP	7-4-0	0-2-1	6-3-7	DNP	DNP
FIU	01/24/2026	78-81	L	9-13-1	0-0-2	5-8-0	6-4-0	0-2-1	DNP	8-5-0	7-0-0	26-2-3	DNP	DNP
Delaware	01/28/2026	64-73	L	12-9-3	0-0-4	0-2-1	6-5-2	3-0-0	DNP	14-4-2	20-3-1	3-1-3	DNP	DNP

Opponent	Date	Score	21	24	44	
JONES, JEME MALONGA, CY EKWE, AUGUS						
Adams St.	11/04/2025	83-72	W	23-9-2	16-6-0	2-3-1
N.M. Highlands	11/11/2025	74-58	W	24-2-3	6-5-0	10-6-1
New Mexico	11/15/2025	76-68	W	15-5-1	4-1-0	2-7-0
Samford	11/21/2025	81-72	W	10-3-0	2-1-0	8-2-1
vs UC Irvine	11/25/2025	57-45	W	12-5-0	0-3-0	DNP
vs Georgia St.	11/26/2025	77-58	W	12-6-2	5-7-0	DNP
vs South Alabama	12/02/2025	75-77	L	17-9-4	1-2-1	2-3-0
at Abilene Christian	12/06/2025	69-77	L	19-4-2	4-3-0	2-3-0
vs Tulsa	12/13/2025	70-83	L	14-4-4	13-2-0	0-2-0
Sam Houston	12/21/2025	87-78	W	11-3-1	6-3-0	2-0-0
Southwest (NM)	12/28/2025	104-33	W	19-2-3	6-5-1	4-3-0
at FIU	01/02/2026	74-89	L	4-2-2	2-1-1	2-2-0
at Missouri St.	01/04/2026	82-89	L	18-2-3	2-2-0	0-1-0
Western Ky.	01/08/2026	80-64	W	24-1-2	0-1-0	DNP
Middle Tenn.	01/10/2026	55-59	L	16-5-2	10-4-0	DNP
at Liberty	01/15/2026	71-73	L	15-6-2	DNP	DNP
at Delaware	01/17/2026	97-68	W	19-4-5	0-0-0	0-0-0
Missouri St.	01/22/2026	75-84	L	28-3-2	0-0-0	0-1-0
FIU	01/24/2026	78-81	L	15-6-5	2-5-0	DNP
Delaware	01/28/2026	64-73	L	4-1-0	2-1-1	0-1-0





2024-25 NM STATE GAME-BY-GAME QUICK FACTS

Game Records

Record	Overall	Home	Away	Neutral
ALL GAMES	10-10	7-4	1-4	2-2
CONFERENCE	3-7	2-4	1-3	0-0
NON-CONFERENCE	7-3	5-0	0-1	2-2

Team Results

Date	Opponent		Score	Att.	High Points	High Rebounds
11/04/2025	Adams St.	W	83-72	4683	(23) JONES, Jemel	(9) JONES, Jemel
11/11/2025	N.M. Highlands	W	74-58	3856	(24) JONES, Jemel	(6) EKWE, Augustine
11/15/2025	New Mexico	W	76-68	8106	(16) WRZESZCZ, Anthony	(8) MIMS, Julius
11/21/2025	Samford	W	81-72	4484	(17) MIMS, Julius	(11) MIMS, Julius
11/25/2025	vs UC Irvine	W	57-45	0	(12) JONES, Jemel	(8) MULLEN, Kyrese
						(8) RANDALL, Jayland
11/26/2025	vs Georgia St.	W	77-58	0	(12) JONES, Jemel	(11) MIMS, Julius
12/02/2025	vs South Alabama	L	75-77	195	(21) RANDALL, Jayland	(9) JONES, Jemel
12/06/2025	at Abilene Christian	L	69-77	923	(19) JONES, Jemel	(4) MIMS, Julius
						(4) TERRELL, Chris
						(4) JONES, Jemel
12/13/2025	vs Tulsa	L	70-83	1342	(16) MIMS, Julius	(5) ELLIOTT, Elijah
						(5) MIMS, Julius
12/21/2025	Sam Houston	W	87-78	4125	(18) ELLIOTT, Elijah	(9) MIMS, Julius
12/28/2025	Southwest (NM)	W	104-33	3741	(19) JONES, Jemel	(11) OSBORNE, Jae'Coby
01/02/2026	at FIU	L	74-89	431	(15) WRZESZCZ, Anthony	(4) TERRELL, Chris
01/04/2026	at Missouri St.	L	82-89	2075	(22) MIMS, Julius	(14) MIMS, Julius
01/08/2026	Western Ky.	W	80-64	3603	(24) JONES, Jemel	(15) MIMS, Julius
01/10/2026	Middle Tenn.	L	55-59	4047	(16) JONES, Jemel	(7) MULLEN, Kyrese
						(7) MIMS, Julius
01/15/2026	at Liberty	L	71-73	2580	(16) WRZESZCZ, Anthony	(12) OSBORNE, Jae'Coby
01/17/2026	at Delaware	W	97-68	2560	(19) JONES, Jemel	(10) MIMS, Julius
01/22/2026	Missouri St.	L	75-84	5664	(28) JONES, Jemel	(8) MIMS, Julius
01/24/2026	FIU	L	78-81	5682	(26) ELLIOTT, Elijah	(13) MIMS, Julius
01/28/2026	Delaware	L	64-73	5538	(20) WRZESZCZ, Anthony	(9) MIMS, Julius

Attendance Summary

	Games	Attend	Avg/Game
Home	11	53529	4866
Away	5	8569	1714
Neutral	4	1537	384
Total	20	63635	3182



INDIVIDUAL SINGLE-GAME HIGHS | NM STATE

New Mexico St. - Individual Game Highs

POINTS	28		Jemel Jones vs Missouri St. (01/22/2026)
	26		Elijah Elliott vs FIU (01/24/2026)
	24		Jemel Jones vs Western Ky. (01/08/2026)
	24		Jemel Jones vs N.M. Highlands (11/11/2025)
	23		Jemel Jones vs Adams St. (11/04/2025)
FIELD GOALS MADE	9		Julius Mims at Missouri St. (01/04/2026)
	9		Jemel Jones vs N.M. Highlands (11/11/2025)
FIELD GOAL ATTEMPTS	20		Jayland Randall vs Delaware (01/28/2026)
	18		Jemel Jones vs Missouri St. (01/22/2026)
FIELD GOAL PERCENTAGE (min 5 made)	1.000	(7-7)	Julius Mims vs Samford (11/21/2025)
	1.000	(6-6)	Julius Mims at Delaware (01/17/2026)
	1.000	(5-5)	Jae'Coby Osborne vs Missouri St. (01/22/2026)
3 PT FG MADE	6		Anthony Wrzeszcz vs Delaware (01/28/2026)
	6		Elijah Elliott vs South Alabama (N) (12/02/2025)
3 PT FG ATTEMPTS	12		Anthony Wrzeszcz vs Delaware (01/28/2026)
	12		Anthony Wrzeszcz at FIU (01/02/2026)
	12		Elijah Elliott vs South Alabama (N) (12/02/2025)
3 PT FG PERCENTAGE (min 2 made)	1.000	(3-3)	Jemel Jones vs Southwest (NM) (12/28/2025)
	1.000	(2-2)	Jayland Randall vs Tulsa (N) (12/13/2025)
	1.000	(2-2)	Julius Mims vs Samford (11/21/2025)
FREE THROWS MADE	11		Jemel Jones vs Western Ky. (01/08/2026)
	8		Jemel Jones vs Missouri St. (01/22/2026)
	8		Jemel Jones at Missouri St. (01/04/2026)
FREE THROW ATTEMPTS	12		Jemel Jones vs Western Ky. (01/08/2026)
	9		Jemel Jones vs Missouri St. (01/22/2026)
	9		Cyr Malonga vs Adams St. (11/04/2025)
FREE THROW PERCENTAGE (min 3 made)	1.000	(8-8)	Jemel Jones at Missouri St. (01/04/2026)
	1.000	(6-6)	Jayland Randall vs Southwest (NM) (12/28/2025)
	1.000	(5-5)	Jayland Randall at Delaware (01/17/2026)
	1.000	(5-5)	Kyrese Mullen at Abilene Christian (12/06/2025)
	1.000	(4-4)	Jemel Jones vs FIU (01/24/2026)
	1.000	(4-4)	Jemel Jones at Delaware (01/17/2026)
	1.000	(4-4)	Julius Mims vs Tulsa (N) (12/13/2025)
	1.000	(4-4)	Jemel Jones vs UC Irvine (N) (11/25/2025)
	1.000	(4-4)	Jemel Jones vs N.M. Highlands (11/11/2025)
	1.000	(4-4)	Gabe Pickens vs Adams St. (11/04/2025)
	1.000	(3-3)	Chris Terrell vs Southwest (NM) (12/28/2025)
	1.000	(3-3)	Anthony Wrzeszcz vs Tulsa (N) (12/13/2025)
	1.000	(3-3)	Jayland Randall vs South Alabama (N) (12/02/2025)
	1.000	(3-3)	Chris Terrell vs UC Irvine (N) (11/25/2025)
REBOUNDS	15		Julius Mims vs Western Ky. (01/08/2026)
	14		Julius Mims at Missouri St. (01/04/2026)
ASSISTS	9		Chris Terrell vs Southwest (NM) (12/28/2025)
	9		Gabe Pickens vs Southwest (NM) (12/28/2025)
STEALS	5		Chris Terrell vs Southwest (NM) (12/28/2025)
	5		Chris Terrell vs N.M. Highlands (11/11/2025)





INDIVIDUAL SINGLE-GAME HIGHS | OPPONENTS

2025-26 New Mexico St. Men's Basketball
Player Highs Analysis
All gamesPage 3/4
as of Jan 29, 2026

Opponent - Individual Game Highs

POINTS	32		Kobi Williams at Missouri St. (01/04/2026)
	29		Tylen Riley vs Tulsa (N) (12/13/2025)
	26		Keith Palek III vs Missouri St. (01/22/2026)
	25		Corey Stephenson vs FIU (01/24/2026)
	25		Tyler Houser at Delaware (01/17/2026)
FIELD GOALS MADE	8		Christian Bliss vs Delaware (01/28/2026)
	8		Michael Osei-Bonsu vs Missouri St. (01/22/2026)
	8		Tyler Houser at Delaware (01/17/2026)
	8		Kobi Williams at Missouri St. (01/04/2026)
FIELD GOAL ATTEMPTS	16		Brady Hubbard at Abilene Christian (12/06/2025)
	16		Joah Chappelle vs Georgia St. (N) (11/26/2025)
	16		Micah Tucker vs Georgia St. (N) (11/26/2025)
FIELD GOAL PERCENTAGE (min 5 made)	.857	(6-7)	JJ Harper at Liberty (01/15/2026)
	.800	(8-10)	Christian Bliss vs Delaware (01/28/2026)
3 PT FG MADE	7		Kobi Williams at Missouri St. (01/04/2026)
	4		Tyler Houser at Delaware (01/17/2026)
	4		Justin Begg vs Sam Houston (12/21/2025)
	4		Tylen Riley vs Tulsa (N) (12/13/2025)
3 PT FG ATTEMPTS	10		Justin Begg vs Sam Houston (12/21/2025)
	9		Kobi Williams at Missouri St. (01/04/2026)
	9		Ayoub Berthe vs Georgia St. (N) (11/26/2025)
3 PT FG PERCENTAGE (min 2 made)	1.000	(3-3)	Brit Harris at FIU (01/02/2026)
	1.000	(2-2)	Christian Bliss vs Delaware (01/28/2026)
	1.000	(2-2)	Kade Unseld vs Western Ky. (01/08/2026)
	1.000	(2-2)	Joseph Venzant at Abilene Christian (12/06/2025)
FREE THROWS MADE	13		Tylen Riley vs Tulsa (N) (12/13/2025)
	12		Keith Palek III vs Missouri St. (01/22/2026)
	12		Jarmell Johnson vs Adams St. (11/04/2025)
FREE THROW ATTEMPTS	16		Derin Saran vs UC Irvine (N) (11/25/2025)
	14		Keith Palek III vs Missouri St. (01/22/2026)
	14		Jarmell Johnson vs Adams St. (11/04/2025)
FREE THROW PERCENTAGE (min 3 made)	1.000	(13-13)	Tylen Riley vs Tulsa (N) (12/13/2025)
	1.000	(11-11)	Chaze Harris vs South Alabama (N) (12/02/2025)
	1.000	(7-7)	Justyn Fernandez vs Delaware (01/28/2026)
	1.000	(7-7)	Brady Hubbard at Abilene Christian (12/06/2025)
	1.000	(6-6)	Zawdie Jackson at FIU (01/02/2026)
	1.000	(6-6)	Myles Rigsby vs Tulsa (N) (12/13/2025)
	1.000	(5-5)	Christian Bliss vs Delaware (01/28/2026)
	1.000	(5-5)	Tyler Houser at Delaware (01/17/2026)
	1.000	(5-5)	Trey Williams Jr at Missouri St. (01/04/2026)
	1.000	(5-5)	Yaniel Rivera at Abilene Christian (12/06/2025)
	1.000	(4-4)	Zawdie Jackson vs FIU (01/24/2026)
	1.000	(4-4)	Terrion Murdix vs Western Ky. (01/08/2026)
	1.000	(4-4)	Miles Barnstable vs Tulsa (N) (12/13/2025)
	1.000	(4-4)	Jaxon Pollard vs Samford (11/21/2025)
	1.000	(4-4)	Marcus Pierce vs N.M. Highlands (11/11/2025)
	1.000	(3-3)	JJ Harper at Liberty (01/15/2026)
	1.000	(3-3)	Kyle Evans vs UC Irvine (N) (11/25/2025)
	1.000	(3-3)	Tomislav Buljan vs New Mexico (11/15/2025)
	1.000	(3-3)	Dillan Baker vs Adams St. (11/04/2025)
	1.000	(3-3)	Jaylen Alexander vs Adams St. (11/04/2025)
REBOUNDS	13		Tomislav Buljan vs New Mexico (11/15/2025)
	12		Corey Stephenson vs FIU (01/24/2026)
ASSISTS	7		Zach Cleveland at Liberty (01/15/2026)
	6		Marcus Pierce vs N.M. Highlands (11/11/2025)



SINGLE-GAME SEASON HIGHS | NM STATE



2025-26 New Mexico St. Men's Basketball
Team High/Low Analysis
All games

Page 1/4
as of Jan 29, 2026

New Mexico St. - Game Highs

POINTS	104		Southwest (NM) (12/28/2025)
	97		at Delaware (01/17/2026)
	87		Sam Houston (12/21/2025)
	83		Adams St. (11/04/2025)
	82		at Missouri St. (01/04/2026)
FIELD GOALS MADE	40		Southwest (NM) (12/28/2025)
	36		at Delaware (01/17/2026)
FIELD GOAL ATTEMPTS	78		Southwest (NM) (12/28/2025)
	76		vs Georgia St. (N) (11/26/2025)
FIELD GOAL PERCENTAGE	.571	(36-63)	at Delaware (01/17/2026)
	.544	(31-57)	Samford (11/21/2025)
3 PT FG MADE	14		at Delaware (01/17/2026)
	11		at Liberty (01/15/2026)
3 PT FG ATTEMPTS	37		vs South Alabama (N) (12/02/2025)
	32		New Mexico (11/15/2025)
3 PT FG PERCENTAGE	.500	(14-28)	at Delaware (01/17/2026)
	.440	(11-25)	at Liberty (01/15/2026)
FREE THROWS MADE	27		at Abilene Christian (12/06/2025)
	26		Western Ky. (01/08/2026)
FREE THROW ATTEMPTS	36		Adams St. (11/04/2025)
	35		at Abilene Christian (12/06/2025)
FREE THROW PERCENTAGE	1.000	(11-11)	at Delaware (01/17/2026)
	.826	(19-23)	at Missouri St. (01/04/2026)
REBOUNDS	62		Southwest (NM) (12/28/2025)
	55		FIU (01/24/2026)
ASSISTS	26		Southwest (NM) (12/28/2025)
	20		at Delaware (01/17/2026)
STEALS	15		Adams St. (11/04/2025)
	14		Southwest (NM) (12/28/2025)
BLOCKED SHOTS	6		at Missouri St. (01/04/2026)
	6		Southwest (NM) (12/28/2025)
TURNOVERS	21		vs UC Irvine (N) (11/25/2025)
	15		FIU (01/24/2026)
	15		at FIU (01/02/2026)
	15		Adams St. (11/04/2025)
FOULS	27		at Missouri St. (01/04/2026)
	26		vs UC Irvine (N) (11/25/2025)



SINGLE-GAME SEASON HIGHS | OPPONENTS

2025-26 New Mexico St. Men's Basketball
Team High/Low Analysis
All gamesPage 2/4
as of Jan 29, 2026

Opponent - Game Highs

POINTS	89		at Missouri St. (01/04/2026)
	89		at FIU (01/02/2026)
	84		Missouri St. (01/22/2026)
	83		vs Tulsa (N) (12/13/2025)
	81		FIU (01/24/2026)
FIELD GOALS MADE	31		at FIU (01/02/2026)
	28		FIU (01/24/2026)
FIELD GOAL ATTEMPTS	68		Western Ky. (01/08/2026)
	68		Sam Houston (12/21/2025)
FIELD GOAL PERCENTAGE	.542	(26-48)	at Liberty (01/15/2026)
	.532	(25-47)	Delaware (01/28/2026)
3 PT FG MADE	12		vs Tulsa (N) (12/13/2025)
	10		at Missouri St. (01/04/2026)
	10		Sam Houston (12/21/2025)
3 PT FG ATTEMPTS	33		vs Georgia St. (N) (11/26/2025)
	32		Southwest (NM) (12/28/2025)
3 PT FG PERCENTAGE	.476	(10-21)	at Missouri St. (01/04/2026)
	.471	(8-17)	at Abilene Christian (12/06/2025)
FREE THROWS MADE	32		vs South Alabama (N) (12/02/2025)
	29		at Missouri St. (01/04/2026)
	29		vs Tulsa (N) (12/13/2025)
FREE THROW ATTEMPTS	39		at Missouri St. (01/04/2026)
	39		vs South Alabama (N) (12/02/2025)
FREE THROW PERCENTAGE	1.000	(15-15)	Delaware (01/28/2026)
	.833	(25-30)	Adams St. (11/04/2025)
REBOUNDS	43		Sam Houston (12/21/2025)
	40		Missouri St. (01/22/2026)
	40		Western Ky. (01/08/2026)
ASSISTS	19		at FIU (01/02/2026)
	16		at Liberty (01/15/2026)
	16		vs Tulsa (N) (12/13/2025)
STEALS	11		FIU (01/24/2026)
	9		at FIU (01/02/2026)
	9		vs South Alabama (N) (12/02/2025)
	9		vs UC Irvine (N) (11/25/2025)
BLOCKED SHOTS	14		Adams St. (11/04/2025)
	6		FIU (01/24/2026)
TURNOVERS	22		Southwest (NM) (12/28/2025)
	22		Adams St. (11/04/2025)
FOULS	24		at Abilene Christian (12/06/2025)
	24		Adams St. (11/04/2025)





SINGLE-GAME SEASON LOWS | NM STATE



2025-26 New Mexico St. Men's Basketball
Team High/Low Analysis
All games

Page 3/4
as of Jan 29, 2026

New Mexico St. - Game Lows

POINTS	55	Middle Tenn. (01/10/2026)
	57	vs UC Irvine (N) (11/25/2025)
	64	Delaware (01/28/2026)
	69	at Abilene Christian (12/06/2025)
	70	vs Tulsa (N) (12/13/2025)
FIELD GOALS MADE	18	Middle Tenn. (01/10/2026)
	18	at Abilene Christian (12/06/2025)
	18	vs UC Irvine (N) (11/25/2025)
FIELD GOAL ATTEMPTS	48	at Abilene Christian (12/06/2025)
	48	vs UC Irvine (N) (11/25/2025)
FIELD GOAL PERCENTAGE	.346 (18-52)	Middle Tenn. (01/10/2026)
	.347 (25-72)	FIU (01/24/2026)
3 PT FG MADE	2	vs UC Irvine (N) (11/25/2025)
	5	Adams St. (11/04/2025)
3 PT FG ATTEMPTS	15	Adams St. (11/04/2025)
	16	vs UC Irvine (N) (11/25/2025)
	16	Samford (11/21/2025)
3 PT FG PERCENTAGE	.125 (2-16)	vs UC Irvine (N) (11/25/2025)
	.240 (6-25)	Middle Tenn. (01/10/2026)
FREE THROWS MADE	2	at Liberty (01/15/2026)
	6	Delaware (01/28/2026)
FREE THROW ATTEMPTS	4	at Liberty (01/15/2026)
	8	Delaware (01/28/2026)
FREE THROW PERCENTAGE	.500 (2-4)	at Liberty (01/15/2026)
	.591 (13-22)	Middle Tenn. (01/10/2026)
REBOUNDS	25	vs Tulsa (N) (12/13/2025)
	26	at FIU (01/02/2026)
ASSISTS	5	vs UC Irvine (N) (11/25/2025)
	9	at Missouri St. (01/04/2026)
STEALS	1	Samford (11/21/2025)
	3	at Liberty (01/15/2026)
BLOCKED SHOTS	1	Delaware (01/28/2026)
	1	Middle Tenn. (01/10/2026)
TURNOVERS	4	at Delaware (01/17/2026)
	5	Missouri St. (01/22/2026)
FOULS	11	Delaware (01/28/2026)
	14	Southwest (NM) (12/28/2025)



SINGLE-GAME SEASON LOWS | OPPONENTS



2025-26 New Mexico St. Men's Basketball
Team High/Low Analysis
All games

Page 4/4
as of Jan 29, 2026

Opponent - Game Lows

POINTS	33		Southwest (NM) (12/28/2025)
	45		vs UC Irvine (N) (11/25/2025)
	58		vs Georgia St. (N) (11/26/2025)
	58		N.M. Highlands (11/11/2025)
	59		Middle Tenn. (01/10/2026)
FIELD GOALS MADE	12		Southwest (NM) (12/28/2025)
	12		vs UC Irvine (N) (11/25/2025)
FIELD GOAL ATTEMPTS	44		vs Tulsa (N) (12/13/2025)
	45		vs South Alabama (N) (12/02/2025)
	45		vs UC Irvine (N) (11/25/2025)
	45		N.M. Highlands (11/11/2025)
FIELD GOAL PERCENTAGE	.200	(12-60)	Southwest (NM) (12/28/2025)
	.267	(12-45)	vs UC Irvine (N) (11/25/2025)
3 PT FG MADE	2		vs UC Irvine (N) (11/25/2025)
	4		Middle Tenn. (01/10/2026)
	4		Southwest (NM) (12/28/2025)
3 PT FG ATTEMPTS	13		vs South Alabama (N) (12/02/2025)
	15		at Liberty (01/15/2026)
3 PT FG PERCENTAGE	.125	(4-32)	Southwest (NM) (12/28/2025)
	.125	(2-16)	vs UC Irvine (N) (11/25/2025)
FREE THROWS MADE	5		Southwest (NM) (12/28/2025)
	9		vs Georgia St. (N) (11/26/2025)
FREE THROW ATTEMPTS	11		Southwest (NM) (12/28/2025)
	12		vs Georgia St. (N) (11/26/2025)
FREE THROW PERCENTAGE	.455	(5-11)	Southwest (NM) (12/28/2025)
	.619	(13-21)	N.M. Highlands (11/11/2025)
REBOUNDS	24		at Delaware (01/17/2026)
	25		vs UC Irvine (N) (11/25/2025)
ASSISTS	4		vs UC Irvine (N) (11/25/2025)
	6		Southwest (NM) (12/28/2025)
STEALS	1		at Delaware (01/17/2026)
	2		Missouri St. (01/22/2026)
BLOCKED SHOTS	0		at Liberty (01/15/2026)
	1		Missouri St. (01/22/2026)
	1		at Delaware (01/17/2026)
	1		New Mexico (11/15/2025)
TURNOVERS	3		Samford (11/21/2025)
	5		Western Ky. (01/08/2026)
FOULS	7		Delaware (01/28/2026)
	8		at Liberty (01/15/2026)

Single Game Highs

Statistic	Value	
Points	23	at UC Riverside 12/21/23
Rebounds	15	vs Western Ky. 01/08/26
Assists	5	vs Pacific Lutheran 11/17/23
Steals	5	vs Idaho St. 02/17/24
Blocks	5	vs Northern Ariz. 01/25/24
FG Made	10	at Weber St. 01/20/24
FG Attempts	14	vs UC San Diego 11/24/23
3FG Made	3	vs Sacramento St. 12/28/23
3FG Attempts	5	at UC Riverside 12/21/23
FT Made	6	vs Eastern Wash. 01/13/24, at Abilene Christian 12/06/25
FT Attempts	10	vs Evergreen St. 11/19/24

JULIUS O MIMS

Graduate Student
Forward • 6-9
Billings, Mont. | Idaho



2024-25 (Idaho): Appeared in 31 of 33 games for Idaho, starting 30 ... Averaged 8.6 points and a team-high 6.3 rebounds per game while shooting a team-best 66.1 percent from the field ... Led the Vandals with 33 blocks ... Posted a season-high 21 points on 8-11 shooting versus Evergreen State (Nov. 19) ... Grabbed 13 rebounds in back-to-back games against Idaho State (Feb. 27) and Weber State (Mar. 3), including a season-best 11 defensive boards versus Weber and a career-high six offensive boards versus Idaho State.

2023-24 (Idaho):: Started all 32 games, averaging 27.6 minutes, 11.1 points, and a team-leading 7.2 rebounds per contest ... Shot 63.3 percent from the field, 33.3 percent from three, and 55.9 percent from the free throw line ... Scored in double figures 18 times, including a Division I career-high 23 points against UC Riverside (Dec. 21) ... Tallied five double-doubles, including a 15-point, 14-rebound performance in a road win over Montana State (Feb. 3) ... Led Idaho in eight categories: field goals made (150), FG% (63.3), rebounds per game (7.2), total rebounds (229), defensive rebounds (5.4), offensive rebounds (1.8), blocks (48), and steals (34) ... First Vandal since 2017-18 to collect 14+ rebounds in three games in one season.

2021-23 (North Idaho College): Started all 24 games as a sophomore, averaging 16.9 points, 9.9 rebounds, and 1.8 blocks per game ... Shot 58.3 percent from the field and 41.3 percent from three-point range ... Scored in double figures in 23 of 24 games, including a career-best 29 points at Spokane CC (Jan. 21, 2023) ... Named 2023 NWAC East Region Defensive Player of the Year and First Team All-Region for the second straight year ... Also earned 2022-23 All-American honors from the National Association of Basketball Coaches ... Helped lead the Cardinals to a 28-0 record and the No. 1 seed at the NWAC Tournament ... As a freshman, started 20 of 21 games and averaged 17.4 points, 9.1 rebounds, and 0.9 blocks.

High School: Three-year varsity letterwinner at Skyview High School (Billings, Mont.) ... Two-time All-State and First Team All-Conference selection ... Averaged 17 points, 10 rebounds, and four blocks per game ... Helped Skyview to a co-championship finish at the 2020 Montana State AA Tournament ... Named the 2019-20 Gatorade Montana Boys Basketball Player of the Year ... Captured the 2019 Montana State AA title in the high jump, clearing 6'9".

MIMS'S CAREER STATS | ALL GAMES

				Field Goals		3-Point		F-Throws		Rebounds										Scoring	
SEASON	TEAM	GP-GS	MIN/AVG	FG-FGA	FG%	3FG-3FGA	3FG%	FT-FTA	FT%	OFF	DEF	TOT	AVG	PF-FO	A	TO	BLK	STL	PTS	AVG	
2023-24	UI	32-32	882/27.6	150-237	.633	18-54	.333	38-68	.559	56	173	229	7.2	78-2	33	44	48	34	356	11.1	
2024-25	UI	31-30	639/20.6	111-168	.661	2-8	.250	42-76	.553	64	132	196	6.3	100-5	24	45	33	17	266	8.6	
2025-26	NMSU	19-19	515/27.1	83-141	.589	8-22	.364	28-41	.683	48	106	154	8.1	41-1	15	19	15	10	202	10.6	
TOTAL FOR NMSU		19-19	515/27.1	83-141	.589	8-22	.364	28-41	.683	48	106	154	8.1	41-1	15	19	15	10	202	10.6	
TOTAL		82-81	2036/24.8	344-546	.630	28-84	.333	108-185	.584	168	411	579	7.1	219-8	72	108	96	61	824	10.0	



1 GABE PICKENS

Sophomore
Guard • 6-0
Phoneix, Ariz. | Dream City

Single Game Highs		
Statistic	Value	
Points	14	at UNLV 11/23/24
Rebounds	7	vs Samford 11/21/25
Assists	9	vs Southwest (NM) 12/28/25
Steals	2	5 times
FG Made	4	vs Kennesaw St. 03/13/25, vs UC Irvine 11/25/25
FG Attempts	8	vs Northern N.M. 12/19/24
3FG Made	2	4 times
3FG Attempts	5	at Western Ky. 02/01/25
FT Made	6	at UNLV 11/23/24
FT Attempts	10	at UNLV 11/23/24

2024-25 (NM State): Appeared in 30 of the Aggies’ 32 games, leading all freshmen with an average of 11.3 minutes per contest ... Scored a season-high 14 points at UNLV (Nov. 23), adding two rebounds and two assists while going 2-for-2 from three-point range ... Tallied a season-best five assists versus Kennesaw State (Jan. 23) ... Recorded a season-high two steals against LA Tech (Jan. 4).

High School: Pickens was a three-star recruit coming out of high school... was ranked 28th best player in Arizona and 38th best point guard in the 2024 recruiting class... in his senior year at Dream City he averaged 12 points, 5 assists and 2 steals per game... was a Mcdonald’s All-American nominee... named a two-time Grind Session MVP and the 2023 Flight Club Tournament MVP... in his sophomore year at Millennium High School he was named to the 5A All-Region First Team and the Conference Defensive POY after averaging 11 points, 6.1 assists and 2.4 steals per game.


PICKENS’S CAREER STATS | ALL GAMES

				Field Goals		3-Point		F-Throws		Rebounds									Scoring	
SEASON	TEAM	GP-GS	MIN/AVG	FG-FGA	FG%	3FG-3FGA	3FG%	FT-FTA	FT%	OFF	DEF	TOT	AVG	PF-FO	A	TO	BLK	STL	PTS	AVG
2024-25	NMSU	30-0	336/11.2	21-64	.328	8-30	.267	21-30	.700	2	26	28	0.9	28-0	58	40	0	11	71	2.4
2025-26	NMSU	19-12	328/17.3	22-68	.324	7-27	.259	16-20	.800	4	26	30	1.6	38-0	58	32	0	13	67	3.5
TOTAL		49-12	664/13.6	43-132	.326	15-57	.263	37-50	.740	6	52	58	1.2	66-0	116	72	0	24	138	2.8



**OMARR 2
SMITH**

Freshman
Guard • 6-4
Baltimore, MD. | City College HS



High School: Four-year varsity player who began his career at Archbishop Curley before transferring to City College for his final two seasons ... As a senior, helped guide the Knights to a 22-5 record while averaging 20.4 points, 8.8 rebounds, and 4.0 assists per game ... Delivered 20 points, seven rebounds, and three steals in the state championship game to help secure the title ... Earned First Team All-Metro honors in back-to-back seasons.

SMITH'S CAREER STATS | ALL GAMES



3 KYRESE MULLEN

Senior
Forward • 6-7
Norfolk, Va. | Hampton

Single Game Highs

Statistic	Value	
Points	32	vs Col. of Charleston 01/25/24
Rebounds	18	vs Mid-Atlantic Christ. 11/09/23
Assists	5	vs Drexel 02/13/25
Steals	3	vs Northeastern 01/07/23, vs Mid-Atlantic Christ. 11/09/23, vs Regent 12/18/24
Blocks	3	vs Bowling Green 12/11/22, at Monmouth 01/21/23
FG Made	11	vs Mid-Atlantic Christ. 11/09/23, vs Col. of Charleston 01/25/24
FG Attempts	19	at Eastern Mich. 12/21/23, vs UNCW 02/10/24
3FG Made	6	vs Col. of Charleston 01/25/24
3FG Attempts	9	at Stony Brook 02/15/24
FT Made	10	vs William & Mary 01/11/24
FT Attempts	12	vs William & Mary 01/11/24

24-25 (Hampton): Appeared in all 32 games for Hampton, making 13 starts ... Averaged 7.3 points, 6.8 rebounds, and 1.0 assist while shooting 40.8% from the field ... Recorded four double-doubles and scored in double figures 10 times ... Posted a season-high 23 points in a win over Regent (Dec. 18) and 22 points on 8-11 shooting against Apprentice (Dec. 12) ... Registered seven games with 10+ rebounds, including 15-rebound efforts versus Delaware (Jan. 11) and Monmouth (Feb. 6), grabbing at least five offensive boards in each.

2023-24 (Hampton): Played in 27 games with 25 starts, averaging 14.8 points, 8.4 rebounds, and 1.5 assists ... Shot 45% from the field ... Led Hampton in scoring (400 points) and rebounding (226 boards) ... Led the Coastal Athletic Association in double-doubles and reached double figures in 20 games ... Highlighted by back-to-back 23-point games versus UNCW and Stony Brook, a career-high 32 points against Charleston, and an 18-rebound performance in the season opener versus Mid-Atlantic Christian ... Hit a game-winning shot against Elon to secure Hampton's first-ever CAA Tournament victory.

2022-23 (Hampton): Appeared in 25 games with 19 starts as a freshman ... Averaged 8.1 points and a team-high 8.1 rebounds while shooting 48% from the floor ... Earned CAA All-Rookie Team honors ... Posted four double-doubles, including three straight late in the season ... Recorded a career-best 17 rebounds at North Carolina A&T (Jan. 16) ... Named CAA Rookie of the Week (Feb. 27) after a double-double versus Monmouth.

2020-21 (Northeastern State): Recorded minutes in 21 of the RiverHawks' 22 games and made a pair of starts as a true freshman... averaged 20.2 minutes, 7.7 points, 1.2 rebounds and 1.2 assists per game while shooting 45.2% from the field... scored 13 or more points in each of the RiverHawks' final five contests, including a season-high 23-point outburst in NSU's penultimate game of the season.

MULLEN'S CAREER STATS | ALL GAMES

				Field Goals		3-Point		F-Throws		Rebounds									Scoring	
SEASON	TEAM	GP-GS	MIN/AVG	FG-FGA	FG%	3FG-3FGA	3FG%	FT-FTA	FT%	OFF	DEF	TOT	AVG	PF-FO	A	TO	BLK	STL	PTS	AVG
2022-23	Hamp	30-21	718/23.9	80-168	.476	1-8	.125	62-90	.689	94	138	232	7.7	97-4	18	33	18	12	223	7.4
2023-24	Hamp	27-25	786/29.1	152-332	.458	33-111	.297	63-110	.573	70	156	226	8.4	78-3	40	69	3	19	400	14.8
2024-25	Hamp	32-13	674/21.1	86-211	.408	14-61	.230	47-86	.547	77	139	216	6.8	66-1	32	44	6	18	233	7.3
2025-26	NMSU	18-3	260/14.4	26-69	.377	8-30	.267	22-38	.579	30	44	74	4.1	49-4	10	18	1	6	82	4.6
TOTAL FOR NMSU		18-3	260/14.4	26-69	.377	8-30	.267	22-38	.579	30	44	74	4.1	49-4	10	18	1	6	82	4.6
TOTAL		107-62	2438/22.8	344-780	.441	56-210	.267	194-324	.599	271	477	748	7.0	290-12	100	164	28	55	938	8.8



Single Game Higns

Statistic	Value	
Points	11	vs Missouri St. 01/22/26
Rebounds	12	at Liberty 01/15/26
Assists	3	at FIU 01/02/26
Steals	2	5 times
Blocks	2	at Liberty 01/15/26, vs Sam Houston 12/21/25
FG Made	5	at Liberty 01/15/26, vs Missouri St. 01/22/26
FG Attempts	8	vs Adams St. 11/04/25
3FG Made	1	at Louisiana Tech 03/06/25, at Missouri St. 01/04/26
3FG Attempts	2	vs Adams St. 11/04/25, vs N.M. Highlands 11/11/25
FT Made	6	vs UC Irvine 11/25/25
FT Attempts	8	vs UC Irvine 11/25/25

JAE'COBY 4 OSBORNE

Sophomore
Forward • 6-6 • 215
Missouri City, Texas | Bella Vista Prep




2024-25 (NM State): Appeared in 22 of the Aggies' 32 games, averaging 10.5 minutes per contest ... Shot 64 percent from the field on the season ... Scored a season high seven points versus LA Tech (Mar. 6) ... Grabbed a season-high eight rebounds against Jax State (Feb. 20) ... Logged a season-high 25 minutes at Sam Houston (Mar. 8).

High School: Three-star recruit coming out of high school, and was ranked the 51 best small-forward in the country according to 247 sports... In his senior year at Bella Vista Prep, he averaged 13.2 points, 5 rebounds and 1.8 steals per game... In his junior year at Fort Bend Elkins, he averaged 17.7 points and 7.7 rebounds per game... before choosing NM State, Osborne held offers from San Diego St, UNLV, San Jose St and Portland St.

OSBORNE'S CAREER STATS | ALL GAMES

				Field Goals		3-Point		F-Throws		Rebounds										Scoring	
SEASON	TEAM	GP-GS	MIN/AVG	FG-FGA	FG%	3FG-3FGA	3FG%	FT-FTA	FT%	OFF	DEF	TOT	AVG	PF-FO	A	TO	BLK	STL	PTS	AVG	
2024-25	NMSU	22-0	230/10.4	23-36	.639	1-4	.250	11-21	.524	22	29	51	2.3	29-1	6	7	4	11	58	2.6	
2025-26	NMSU	20-9	428/21.4	44-79	.557	1-9	.111	18-31	.581	42	43	85	4.3	36-0	15	17	8	11	107	5.4	
TOTAL		42-9	658/15.7	67-115	.583	2-13	.154	29-52	.558	64	72	136	3.2	65-1	21	24	12	22	165	3.9	





5 CHRIS TERRELL

Senior
Guard • 6-0
Horn Lake, Miss. | Delta State

Single Game Highs		
Statistic	Value	
Points	41	vs AUM 12/14/24
Rebounds	10	at Union (TN) 01/22/24
Assists	9	vs UAH 02/08/24, vs LeMoyne-Owen 11/10/24, vs Southwest (NM) 12/28/25
Steals	8	vs Ark.-Monticello 11/26/24
Blocks	2	6 times
FG Made	12	vs AUM 12/14/24, at West Ala. 12/19/24
FG Attempts	23	vs West Ala. 02/10/24
3FG Made	8	at Valdosta St. 12/01/23
3FG Attempts	14	vs Ky. Wesleyan 11/17/24, vs Montevallo 12/12/24
FT Made	12	vs AUM 12/14/24
FT Attempts	13	vs AUM 12/14/24

2024-25 (Delta State): Started all 30 games for Delta State, averaging 21.2 points, 3.7 rebounds, 3.6 assists, and a Division II-best 3.5 steals per game ... Shot 47.6 percent from the field and 77 percent from the free throw line ... Scored 20 or more points in 20 games ... Surpassed the 1,000-point mark in just two seasons with the Statesmen ... Delivered a career-high 42 points in a road win over Auburn Montgomery, shooting 12-20 from the floor, 5-10 from three, and 13-14 from the stripe ... Named First Team All-Gulf South Conference and selected to the GSC All-Tournament Team.


2023-24 (Delta State): Started 28 games ... Averaged 14.9 points, 4.4 rebounds, 3.8 assists, and 2.7 steals per contest ... Recorded nine games with four or more steals ... Scored a season-best 30 points versus Valdosta State.

Meridian Community College: Played three seasons at Meridian, averaging 14.1 points, 5.0 assists, 2.5 rebounds, and 1.9 steals over 61 career games ... Helped lead Meridian to its first NJCAA National Tournament appearance since 1999 and back-to-back 20-win seasons ... Played a key role in the program’s consecutive trips to the NJCAA Region 23 Championship Game.

TERRELL’S CAREER STATS | ALL GAMES (DII INCLUDED)

				Field Goals		3-Point		F-Throws		Rebounds									Scoring	
SEASON	TEAM	GP-GS	MIN/AVG	FG-FGA	FG%	3FG-3FGA	3FG%	FT-FTA	FT%	OFF	DEF	TOT	AVG	PF-FO	A	TO	BLK	STL	PTS	AVG
2023-24	Delta	29-29	1031/35.5	160-362	.442	56-166	.337	55-77	.714	43	86	129	4.4	56-0	109	49	17	79	431	14.9
2024-25	Delta	30-30	1090/36.3	227-471	.482	69-192	.359	111-128	.867	43	69	112	3.7	64-0	108	49	14	105	634	21.1
2025-26	NMSU	19-1	243/12.8	27-63	.429	8-23	.348	14-16	.875	3	26	29	1.5	20-0	38	14	0	23	76	4.0
TOTAL FOR NMSU		19-1	243/12.8	27-63	.429	8-23	.348	14-16	.875	3	26	29	1.5	20-0	38	14	0	23	76	4.0
TOTAL		78-60	2363/30.3	414-896	.462	133-381	.349	180-221	.814	89	181	270	3.5	140-0	255	112	31	207	1141	14.6





TEYSEAN 7
EAGLESTAFF

Sophomore
Forward • 6-7
Eagle Butte, S.D. | UMKC



2024-25 (UMKC): Did not appear in a game for the Roos

Prep: Played at Bismarck HS for Coach Jordan Wilhelm ... Played club for JSizzle AAU

EAGLESTAFF'S CAREER STATS ALL GAMES																					
				Field Goals		3-Point		F-Throws		Rebounds										Scoring	
SEASON	TEAM	GP-GS	MIN/AVG	FG-FGA	FG%	3FG-3FGA	3FG%	FT-FTA	FT%	OFF	DEF	TOT	AVG	PF-FO	A	TO	BLK	STL	PTS	AVG	
2025-26	NMSU	2-0	4/1.9	0-1	.000	0-0	.000	0-0	.000	0	0	0	0.0	0-0	0	0	0	0	0	0.0	
TOTAL		2-0	4/1.9	0-1	.000	0-0	.000	0-0	.000	0	0	0	0.0	0-0	0	0	0	0	0	0.0	



8 JAYLAND RANDALL

Senior
Guard • 6-5
Detroit, Mich.

Single Game Highs

Statistic	Value	
Points	24	vs South Dakota 11/22/24
Rebounds	8	vs UC Irvine 11/25/25
Assists	6	vs East-West U. 12/02/24
Steals	4	vs Southern U. 03/09/24
Blocks	3	vs East-West U. 12/02/24
FG Made	9	at DePaul 11/04/24, vs South Dakota 11/22/24
FG Attempts	20	at UT Martin 02/27/25, vs Delaware 01/28/26
3FG Made	3	11 times
3FG Attempts	10	at UT Martin 02/27/25
FT Made	10	vs Tennessee St. 12/19/24
FT Attempts	12	vs Tennessee St. 12/19/24

2024-25 (Southern Indiana): Started all 27 games for Southern Indiana, averaged 15.0 points, 3.3 rebounds, 1.4 assists, and a team-best 1.4 steals per contest ... Shot 42.4% from the field, 37.5% from three, and 78% from the free throw line ... Scored a career-high 24 points on 9-15 shooting, including 3-6 from deep, versus South Dakota (Nov. 22), adding four rebounds, three assists, and a steal in 29 minutes.

2023-24 (Alabama A&M): Played in all 33 games with three starts for Alabama A&M, averaged 7.0 points, 2.7 rebounds, and 17.3 minutes ... Shot 43% from the floor and 79% from the line ... Ranked third on the team with 24 steals ... Scored a season-high 17 points on 6-8 shooting (5-5 FT) in a road win at Bethune-Cookman.

2022-23 (Alabama A&M): Came off the bench in 23 games as a freshman at Alabama A&M, averaged 3.1 points and 1.0 rebound in 6.0 minutes per game ... Shot 45.6% from the field ... Scored a season-best 12 points versus Alcorn State.

High School: Lettered in basketball at Chandler Park Academy ... was named first-team All-Charter League as a sophomore and junior.

RANDALL'S CAREER STATS | ALL GAMES

				Field Goals		3-Point		F-Throws		Rebounds										Scoring	
SEASON	TEAM	GP-GS	MIN/AVG	FG-FGA	FG%	3FG-3FGA	3FG%	FT-FTA	FT%	OFF	DEF	TOT	AVG	PF-FO	A	TO	BLK	STL	PTS	AVG	
2022-23	AAMU	23-0	138/6.0	26-57	.456	2-11	.182	17-25	.680	10	13	23	1.0	20-0	4	8	1	2	71	3.1	
2023-24	AAMU	33-3	575/17.4	80-186	.430	6-32	.188	66-83	.795	20	68	88	2.7	78-3	27	45	12	24	232	7.0	
2024-25	USI	27-27	789/29.2	136-321	.424	45-120	.375	89-114	.781	37	52	89	3.3	72-1	38	48	10	38	406	15.0	
2025-26	NMSU	20-1	414/20.7	58-155	.374	23-75	.307	40-50	.800	15	50	65	3.3	41-2	17	10	9	14	179	9.0	
TOTAL FOR NMSU		20-1	414/20.7	58-155	.374	23-75	.307	40-50	.800	15	50	65	3.3	41-2	17	10	9	14	179	9.0	
TOTAL		103-31	1916/18.6	300-719	.417	76-238	.319	212-272	.779	82	183	265	2.6	211-6	86	111	32	78	888	8.6	



Single Game Highs		
Statistic	Value	
Points	20	vs Delaware 01/28/26
Rebounds	8	vs Southwest (NM) 12/28/25
Assists	4	vs South Alabama 12/02/25
Steals	4	at Troy 11/20/23
Blocks	1	7 times
FG Made	7	vs Delaware 01/28/26
FG Attempts	13	vs Paul Quinn 11/25/23, vs Delaware 01/28/26, at FIU 01/02/26
3FG Made	6	vs Delaware 01/28/26
3FG Attempts	12	vs Delaware 01/28/26, at FIU 01/02/26
FT Made	4	vs Tarleton St. 01/07/23, at Grand Canyon 12/20/23
FT Attempts	5	vs Tarleton St. 01/07/23, at Troy 11/20/23

ANTHONY 9

WRZESZCZ



Senior
Guard • 6-4
 Gydnia, Poland | McMaster

2024-25 (McMaster): Played in 11 games for McMaster, making eight starts ... Averaged 10.8 points, 3.1 rebounds, and 2.5 assists per game ... Scored a season-high 24 points against Carleton, going 5-10 from three-point range ... Dished out a season-best seven assists versus Nipissing ... Pulled down a season-high nine rebounds against Laurentian.

2023-24 (Sam Houston): Appeared in 30 of Sam Houston's 33 games, making one start while averaging 13.6 minutes per game ... Helped lead the Bearkats to a Conference USA Regular Season Championship in their first season in the league ... Scored a season-high 11 points twice – versus Troy and Dallas ... Shot 70 percent from the free throw line ... Collected 20 steals and committed just 14 turnovers – the fewest of any Bearkat who played at least 30 games and averaged 10 or more minutes.

2022-23 (Sam Houston): Played in 24 of 34 games as a freshman, averaging 8.7 minutes per contest ... Poured in a season-best 19 points against Tarleton State, going 3-for-3 from beyond the arc ... Tallied a season-high three steals versus UT Arlington ... Logged a season-high 22 minutes against Arlington Baptist.

International: Competed for Poland's U20 national team, averaging 11.3 points, 3.7 assists, and 2.1 rebounds per game ... Also played for Poland's U18 national team, where he averaged 15.3 points, 2.7 rebounds, and 2.3 assists per contest.

High School: Attended Wasatch Academy, competing in the elite National Interscholastic Basketball Conference (NIBC) ... Selected to participate in the BioSteel All-Canadian Game, showcasing the top 24 high school players in Canada ... Represented Poland internationally with the Polish national team ... Starred for Canada Elite on the Under Armour AAU circuit.

WRZESZCZ'S CAREER STATS | ALL GAMES

				Field Goals		3-Point		F-Throws		Rebounds									Scoring	
SEASON	TEAM	GP-GS	MIN/AVG	FG-FGA	FG%	3FG-3FGA	3FG%	FT-FTA	FT%	OFF	DEF	TOT	AVG	PF-FO	A	TO	BLK	STL	PTS	AVG
2022-23	SHSU	26-0	228/8.8	21-53	.396	8-28	.286	12-18	.667	1	22	23	0.9	23-1	11	10	0	9	62	2.4
2023-24	SHSU	30-1	409/13.6	28-96	.292	17-54	.315	21-30	.700	8	23	31	1.0	38-1	18	14	4	20	94	3.1
2025-26	NMSU	20-14	466/23.3	55-134	.410	42-109	.385	22-25	.880	3	32	35	1.8	38-0	23	14	3	7	174	8.7
TOTAL FOR NMSU		20-14	466/23.3	55-134	.410	42-109	.385	22-25	.880	3	32	35	1.8	38-0	23	14	3	7	174	8.7
TOTAL		76-15	1103/14.5	104-283	.367	67-191	.351	55-73	.753	12	77	89	1.2	99-2	52	38	7	36	330	4.3



Single Game Highs

Statistic	Value	
Points	40	at SFA 02/08/24
Rebounds	8	at Grand Canyon 02/29/24, at Florida 11/22/24, vs St. Mary's (TX) 02/26/21
Assists	8	at Abilene Christian 01/06/24, vs St. Mary's (TX) 02/27/21
Steals	7	at South Dakota 11/10/23
Blocks	3	vs S'western Adventist 11/06/23
FG Made	13	at SFA 02/08/24
FG Attempts	25	vs Utah Tech 03/07/24
3FG Made	6	vs South Alabama 12/02/25
3FG Attempts	12	vs South Alabama 12/02/25
FT Made	11	at SFA 02/08/24
FT Attempts	14	at Angelo St. 01/03/21

ELIJAH 11 ELLIOTT

Graduate Student
Guard • 6-1
Houston, Texas | Southern Illinois



2024-25 (Southern Illinois): Appeared in five games, making four starts ... Averaged 14.0 points, 3.4 rebounds, and 1.0 steal per contest ... Scored 23 points with three steals on 9-14 shooting versus Charleston ... Scored 21 points at Oklahoma State, going 5-9 from three-point range.

2023-24 (UTRGV): Averaged 16.6 points, 3.0 assists, and 1.6 steals per game while leading the WAC in minutes (35.3) and ranking third in scoring ... Ranked top-five in the WAC in free throw attempts, free throws made, field goals made, and total points (497) ... Reached double figures in 27 games, including nine 20-point games and two 30-point outings ... Scored a career-high 40 points at Stephen F. Austin (Feb. 8) ... Also recorded a 30-point, seven-steal performance at South Dakota (Nov. 10), tying the 10th-most steals in a game in program history ... Earned WAC Newcomer of the Week honors twice (Jan. 2, Mar. 11) ... Surpassed 1,000 career points on Dec. 18 at Chicago State.

2022-23 (Blinn College): Earned NJCAA Division I All-American honors by averaging 16.7 points, 3.6 rebounds, 3.6 assists and 2.2 steals while shooting 42.6% from the field, 34.1% from behind the arc, and 67.3% from the foul line in 30 games (29 starts).

2021-22 (Mount Saint Mary's): Averaged 5.1 minutes in 17 games off the bench, scoring 26 points with seven rebounds, 10 assists and 10 steals. He scored a career-high nine points against Washington (Md.) and had a career-high five assists at Santa Clara.

2020-21 (Oklahoma Christian): Earned All-Lone Star Conference Third Team and Lone Star Conference All-Freshman honors ... Averaged 15.5 points, 3.0 rebounds, 4.4 assists and 2.0 steals while starting all 18 games and shooting 39.5% from the field ... Reached double-figures in scoring 15 times, including five games of 20 or more points ... Scored a career-high 26 points at Cameron (1/9), grabbed a career-high eight rebounds and dished out a career-high eight assists vs. St. Mary's (Texas) (2/26), and grabbed a career-high four steals four times.

High School: Program set a national prep record by scoring 100 or more points in 21 consecutive games during his senior season ... As a senior, averaged 16.7 points, 5.2 rebounds, 4.8 assists and 4.3 steals per game for a team that went 26-3 and advanced to Texas Class 4A semifinals (with its 23rd-straight win) before the rest of the tournament was canceled due to the COVID-19 pandemic ... Earned All-District 23-4A honors and was named to the UIL 4A Regional III All-Tournament Team.

ELLIOTT'S CAREER STATS | ALL GAMES

				Field Goals		3-Point		F-Throws		Rebounds										Scoring	
SEASON	TEAM	GP-GS	MIN/AVG	FG-FGA	FG%	3FG-3FGA	3FG%	FT-FTA	FT%	OFF	DEF	TOT	AVG	PF-FO	A	TO	BLK	STL	PTS	AVG	
2020-21	OC	18-18	673/37.4	98-248	.395	25-82	.305	58-98	.592	10	44	54	3.0	45-2	80	58	2	36	279	15.5	
2021-22	MSM	17-0	67/3.9	11-30	.367	1-8	.125	3-7	.429	1	6	7	0.4	8-0	10	7	0	10	26	1.5	
2023-24	UTRGV	30-29	1060/35.3	171-471	.363	34-147	.231	121-169	.716	15	91	106	3.5	62-1	91	83	9	48	497	16.6	
2024-25	SIU	5-4	133/26.5	27-53	.509	9-26	.346	7-8	.875	0	17	17	3.4	6-0	8	7	1	5	70	14.0	
2025-26	NMSU	19-7	386/20.3	63-162	.389	32-83	.386	35-47	.745	4	30	34	1.8	29-0	45	27	2	14	193	10.2	
TOTAL FOR NMSU		19-7	386/20.3	63-162	.389	32-83	.386	35-47	.745	4	30	34	1.8	29-0	45	27	2	14	193	10.2	
TOTAL		89-58	2318/26.0	370-964	.384	101-346	.292	224-329	.681	30	188	218	2.4	150-3	234	182	14	113	1065	12.0	



Single Game Highs

Statistic	Value	
Points	7	vs Prairie View 11/30/24
Rebounds	4	vs Schreiner 12/29/24
Assists	3	vs Dallas Christian 11/13/23
Steals	2	4 times
Blocks	1	vs Schreiner 12/30/23, vs Dallas Christian 11/08/24, vs S'western Adventist 12/18/24
FG Made	2	vs Texas Lutheran 12/18/23, vs Prairie View 11/30/24, vs New Orleans 03/03/25
FG Attempts	6	vs Southwest (NM) 12/28/25
3FG Made	1	7 times
3FG Attempts	4	vs Texas Lutheran 11/26/24, vs S'western Adventist 12/18/24, vs Southwest (NM) 12/28/25
FT Made	2	vs Prairie View 11/30/24
FT Attempts	2	4 times

CHRISTIAN

VILLEGAS



Senior
Guard • 6-2

El Paso, Texas | Texas A&M Corpus Christi

2024-25 (TAMU CC): Played in 14 games... scored season-high seven points against Prairie View


2023-24 (TAMU CC): Appeared in 13 games and made a start against LIU... tallied 15 points, 11 rebounds, 13 assists, and four steals on the year... scored a season-high five points against Texas Lutheran... pulled in a pair of rebounds in four games... dished out season-high three assists in win over Dallas Christian... recorded a pair of steals over

Prep: Spent two seasons at Midland College after playing high school ball at Andress HS... averaged 6.3 points per game and started in all 35 games at Midland... an All-District and All-Region honoree at Andress

VILLEGAS'S CAREER STATS | ALL GAMES

				Field Goals		3-Point		F-Throws		Rebounds										Scoring	
SEASON	TEAM	GP-GS	MIN/AVG	FG-FGA	FG%	3FG-3FGA	3FG%	FT-FTA	FT%	OFF	DEF	TOT	AVG	PF-FO	A	TO	BLK	STL	PTS	AVG	
2023-24	TA&MCC	13-1	122/9.4	5-16	.313	3-10	.300	2-5	.400	0	11	11	0.8	4-0	13	3	1	4	15	1.2	
2024-25	TA&MCC	14-0	118/8.4	8-23	.348	3-17	.176	2-2	1.000	1	16	17	1.2	8-0	5	3	2	8	21	1.5	
2025-26	NMSU	3-0	13/4.4	1-6	.167	1-4	.250	1-2	.500	0	2	2	0.7	0-0	1	2	0	0	4	1.3	
TOTAL FOR NMSU		3-0	13/4.4	1-6	.167	1-4	.250	1-2	.500	0	2	2	0.7	0-0	1	2	0	0	4	1.3	
TOTAL		30-1	253/8.4	14-45	.311	7-31	.226	5-9	.556	1	29	30	1.0	12-0	19	8	3	12	40	1.3	





20

AMARCO DOYLE

Sophomore

Forward • 6-7

Queensland, Australia | Southern Idaho

Single Game Highs		
Statistic	Value	
Points	3	vs Georgia St. 11/26/25, at Delaware 01/17/26, vs Southwest (NM) 12/28/25
Rebounds	4	vs Southwest (NM) 12/28/25
FG Made	1	vs Georgia St. 11/26/25, at Delaware 01/17/26, vs Southwest (NM) 12/28/25
FG Attempts	5	vs Southwest (NM) 12/28/25
3FG Made	1	vs Georgia St. 11/26/25, at Delaware 01/17/26, vs Southwest (NM) 12/28/25
3FG Attempts	5	vs Southwest (NM) 12/28/25

2024-25 (Southern Idaho): Appeared in 30 games with 21 starts ... Averaged 14.8 points and 5.9 rebounds per game while shooting 55 percent from the field, 50 percent from three, and 75 percent from the free-throw line ... Named SWAC First Team All-Conference ... Led the team in scoring (14.8 ppg) and three-point percentage (50%) ... Ranked second on the team in rebounds per game (5.9).

Prep: Played for the U-20 and U-18 Queensland state teams ... Won a U-20 silver medal at the Australia National Championships ... Named NBL U-23 Player of the Year while playing for the Mackay Meteors.

DOYLE'S CAREER STATS | ALL GAMES

				Field Goals		3-Point		F-Throws		Rebounds									Scoring	
SEASON	TEAM	GP-GS	MIN/AVG	FG-FGA	FG%	3FG-3FGA	3FG%	FT-FTA	FT%	OFF	DEF	TOT	AVG	PF-FO	A	TO	BLK	STL	PTS	AVG
2025-26	NMSU	3-0	15/5.1	3-9	.333	3-9	.333	0-0	.000	3	2	5	1.7	2-0	0	2	0	0	9	3.0
TOTAL		3-0	15/5.1	3-9	.333	3-9	.333	0-0	.000	3	2	5	1.7	2-0	0	2	0	0	9	3.0



Single Game Highs		
Statistic	Value	
Points	45	vs CSUN 01/11/25
Rebounds	9	at Hawaii 01/18/25, vs Adams St. 11/04/25, vs South Alabama 12/02/25
Assists	5	4 times
Steals	4	at Missouri St. 01/04/26
Blocks	2	vs Bethesda (CA) 11/07/24, at Southern Utah 11/30/24, vs UC San Diego 02/13/25
FG Made	14	at Long Beach St. 02/27/25
FG Attempts	30	at Hawaii 01/18/25
3FG Made	6	vs CSUN 01/11/25
3FG Attempts	11	vs CSUN 01/11/25
FT Made	13	vs CSUN 01/11/25
FT Attempts	16	vs CSUN 01/11/25

JEMEL21 JONES



Senior

Guard • 6-4

Chicago, Ill. | Cal State Bakersfield

2024-25 (Cal State Bakersfield): Appeared in all 33 games for CSUB, starting in 26... Made his Division I collegiate debut versus California and scored 22 points, grabbed five rebounds, while dishing out four assists, and recording two steals ... He reset Kenny Warren's single-game scoring record (40 points versus Grand Canyon, 3/12/1993) with a 45-point (12-22 FG, 6-11 3FG, 13-16 FT) outburst in the comeback victory over CSUN on Jan. 11 ... Reset Kaleb Higgins' CSUB DI single-season scoring record (572, 2023-24) scoring his 573rd point at Cal Poly on March 1... Reset the CSUB DI single-season scoring average record with 18.9 points per game, previously held by Kaleb Higgins (17.9, 2023-24)... Reset the all-time field goals made record (228, 1996-97) previously held by Bakersfield's only NBA Draft Pick, Kebu Stewart; Jones finished the year with 237 field goals made ... Scored 15+ in 20 of the 33 games played... Earned Big West Player of the Week on March 3 after his buzzer-beating shot for the 88-87 win over the Beach as he finished the game with 37 points (14-23 FG, 8-11 FT) with five rebounds and three assists... Earned All-Big West Second Team and All-Big West Newcomer of the Year... Averaged 18.9 points, 3.6 rebounds, 2.1 assists in 27.0 minutes per game while shooting 47.8% from the floor, 35.2% from the arc, and 85.7% from the free throw line.

Prior to Cal State Bakersfield: Competed at South Suburban after transferring from Olive-Harvey ... Earned 2023-24 NJCAA II National Player of the Year, MVP of the Midwest District A Tournament, All-Tournament team at the NJCAA National Championship Tournament, Region IV-A Player of the Year, NABC Two Year College Player of the Year, and earned back-to-back nods as a NJCAA II All-American in the 2022-23 season with Olive Harvey and in 2023-24 with South Suburban ... Helped lead the Bulldogs to a 34-3 record ... Averaged 33.6 points, 9.8 rebounds, 5.6 assists per contest ... Had a season high 56 points versus Bosco Institute, eleven days later scored 51 points versus Black Hawk College-Moline ... Finished first in defensive rebounds (273), total rebounds (362), assists (207), steals (122), points (1,245), and points per game (33.6) ... Has a career total of 1,999 points.

JONES'S CAREER STATS | ALL GAMES

				Field Goals		3-Point		F-Throws		Rebounds									Scoring	
SEASON	TEAM	GP-GS	MIN/AVG	FG-FGA	FG%	3FG-3FGA	3FG%	FT-FTA	FT%	OFF	DEF	TOT	AVG	PF-FO	A	TO	BLK	STL	PTS	AVG
2024-25	CSUB	33-26	884/26.8	237-496	.478	37-105	.352	114-133	.857	34	86	120	3.6	75-2	70	67	11	25	625	18.9
2025-26	NMSU	20-18	528/26.4	106-254	.417	31-85	.365	76-91	.835	21	61	82	4.1	41-0	45	27	5	29	319	16.0
TOTAL FOR NMSU		20-18	528/26.4	106-254	.417	31-85	.365	76-91	.835	21	61	82	4.1	41-0	45	27	5	29	319	16.0
TOTAL		53-44	1412/26.6	343-750	.457	68-190	.358	190-224	.848	55	147	202	3.8	116-2	115	94	16	54	944	17.8





24CYR MALONGA

Junior
Center • 6-11
Point-Noire, Congo | East Carolina

Single Game Highs		
Statistic	Value	
Points	16	vs Adams St. 11/04/25
Rebounds	9	at SMU 03/06/24
Assists	1	8 times
Steals	3	vs N.M. Highlands 11/11/25
Blocks	2	5 times
FG Made	7	vs Adams St. 11/04/25
FG Attempts	9	vs Adams St. 11/04/25
FT Made	5	vs Tulsa 12/13/25
FT Attempts	9	vs Adams St. 11/04/25

2024-25 (East Carolina): Played in 18 games for the Pirates including making four starts ... Averaged 1.3 points and 1.6 rebounds per game as a sophomore ... Scored a season-high five points at South Florida (Dec. 31) ... Recorded a career-high two blocks in three games.

2023-24 (East Carolina): Started in 14 of his 28 games played for the Pirates as a freshman ... Named to the AAC All-Academic Team ... Had a career-best performance at SMU (Mar. 6) with 10 points and nine boards in 34 minutes played ... Recorded a block in eight games and had two against Wichita State (Feb. 15) ... Made the Academic Honor Roll for the spring semester..

High School: Competed at Evangel Christian where he averaged 10.8 points, shooting a team-best 68 percent from the floor, and grabbed a team-high 7.9 rebounds per game as a junior to help lead the Eagles to their first district title in the 23rd District Tournament with a game-high 24 points ... Played travel ball for Boo Williams in the Nike EYBL and ranks as the No. 31 center in the 2023 class and No. 3 player in Kentucky, according to 247Sports' composite rankings ... Averaged a double-double as a sophomore with 11.5 points and 11.8 rebounds ... Competed for Team Thad in the Nike EYBL where he averaged 10 points, 11 rebounds and four blocks per game in the summer of 2021. Also held offers from Cincinnati, Georgetown, Georgia, Illinois and Seton Hall before choosing East Carolina.

MALONGA'S CAREER STATS | ALL GAMES

				Field Goals		3-Point		F-Throws		Rebounds									Scoring	
SEASON	TEAM	GP-GS	MIN/AVG	FG-FGA	FG%	3FG-3FGA	3FG%	FT-FTA	FT%	OFF	DEF	TOT	AVG	PF-FO	A	TO	BLK	STL	PTS	AVG
2023-24	ECU	28-14	280/10.0	26-45	.578	0-0	.000	6-14	.429	28	27	55	2.0	28-0	4	5	10	5	58	2.1
2024-25	ECU	18-4	129/7.2	8-14	.571	0-0	.000	8-15	.533	15	13	28	1.6	19-0	0	6	10	0	24	1.3
2025-26	NMSU	19-16	255/13.4	31-46	.674	0-0	.000	19-41	.463	25	27	52	2.7	33-1	4	16	10	6	81	4.3
TOTAL FOR NMSU		19-16	255/13.4	31-46	.674	0-0	.000	19-41	.463	25	27	52	2.7	33-1	4	16	10	6	81	4.3
TOTAL		65-34	664/10.2	65-105	.619	0-0	.000	33-70	.471	68	67	135	2.1	80-1	8	27	30	11	163	2.5



Single Game Highs

Statistic	Value	
Points	10	vs N.M. Highlands 11/11/25
Rebounds	7	vs New Mexico 11/15/25
Assists	1	vs Samford 11/21/25, vs Adams St. 11/04/25, vs N.M. Highlands 11/11/25
Steals	3	vs Southwest (NM) 12/28/25
Blocks	2	at Missouri St. 01/04/26, vs Southwest (NM) 12/28/25
FG Made	5	vs N.M. Highlands 11/11/25
FG Attempts	7	vs N.M. Highlands 11/11/25
FT Made	2	vs Adams St. 11/04/25
FT Attempts	2	vs Adams St. 11/04/25

AUGUSTINE 66

EKWE



**Freshman
Center • 6-9**
Lagos, Nigeria | Wasatch Academy

High School: Two-year varsity contributor at Wasatch Academy ... As a senior, appeared in nine games, averaging 5.9 points and 2.1 rebounds per contest ... In his junior season, averaged 6.1 points, 4.0 rebounds, and 1.2 blocks across 19 games while playing 8.3 minutes per game.


EKWE'S CAREER STATS | ALL GAMES

				Field Goals		3-Point		F-Throws		Rebounds										Scoring	
SEASON	TEAM	GP-GS	MIN/AVG	FG-FGA	FG%	3FG-3FGA	3FG%	FT-FTA	FT%	OFF	DEF	TOT	AVG	PF-FO	A	TO	BLK	STL	PTS	AVG	
2025-26	NMSU	14-0	147/10.5	16-28	.571	0-0	.000	2-3	.667	13	21	34	2.4	27-0	3	10	14	6	34	2.4	
TOTAL		14-0	147/10.5	16-28	.571	0-0	.000	2-3	.667	13	21	34	2.4	27-0	3	10	14	6	34	2.4	






TV / RADIO ROSTER



F | JULIUS MIMS
6-9 | Gr. | Billings, Mont.
Skyview HS
Idaho



G | GABE PICKENS
6-0 | So. | Phoenix, Ariz.
Dream City Christian




G | OMARR SMITH
6-4 | Fr. | Baltimore, MD.
City College HS




F | KYRESE MULLEN
6-7 | Sr. | Norfolk, Va.
Massanutten Military Academy
Hampton



F | JAE'COBY OSBORNE
6-6 | So. | Missouri City, Texas
Bella Vista Prep



G | CHRIS TERRELL
6-0 | Sr. | Horn Lake, Miss.
Horn Lake HS
Delta State



F | TEYSEAN EAGLESTAFF
6-7 | So. | Eagle Butte, S.D.
Bismarck HS
UMKC



G | JAYLAND RANDALL
6-5 | Sr. | Detroit, Mich.
Chandler Park Academy
Alabama A&M | Southern Indiana



F | ANTHONY WRZESZCZ
6-4 | Sr. | Gdynia, Poland
Wasatch Academy
Sam Houston | McMaster



G | ELIJAH ELLIOTT
6-1 | Gr. | Houston, Texas
Jack Yates HS
UTRGV | Southern Illinois



G | CHRISTIAN VILLEGAS
6-2 | Sr. | El Paso, Texas
Andress HS
Texas A&M Corpus Christi




F | AMARCO DOYLE
6-7 | So. | Queensland, Australia
The Southport School
Southern Idaho



G | JEMEL JONES
6-4 | Sr. | Chicago, Ill.
Dwight D. Eisenhower HS
Cal State Northridge



C | CYR MALONGA
6-11 | Jr. | Point-Noire, Congo
Evangel Christian
East Carolina



C | AUGUSTINE EKWE
6-9 | Fr. | Lagos, Nigeria
Wasatch Academy



JASON HOOTEN
Head Coach
Third Season



PRESTON LAIRD
Assistant Coach
Second Season



TERRYONTE THOMAS
Assistant Coach
Third Season



SHUNN BUCHANAN
Assistant Coach
Second Season



NICK MATSON
Assistant Coach
First Season



XAVIAN JIMENEZ
Graduate Assistant
Second Season

