



NEW MEXICO
State

2022-23 WOMEN'S BASKETBALL
MEDIA GUIDE



AGGIE ATHLETIC CLUB



General Information

Location..... Las Cruces, N.M.
 Founded..... 1888
 Nickname..... Aggies
 Enrollment..... 13,904
 Conference..... Western Athletic Conference (WAC)
 Colors..... Crimson And White
 Facility..... Pan American Center
 President..... Dr. Dan Arvizu
 Athletics Director..... Mario Moccia
 Senior Woman Administrator..... Dr. Renay Scott
 Faculty Representative..... Dr. Kevin Melendrez
 Athletic Ticket Office..... (575) 646-1420

Coaching Staff

Head Coach..... Jody Adams (First Season)
 Alma Mater..... Tennessee (1994)
 Office Phone..... (575) 646-1447
 Email..... beckv@nmsu.edu
 Assistant Coach..... Patrick Harrison (First Season)
 Alma Mater..... Friends University (2009)
 Office Phone..... (575) 646-1447
 Email..... phkicks@nmsu.edu
 Assistant Coach..... Chynna Turner (First Season)
 Alma Mater..... Wichita State (2013)
 Office Phone..... (575) 646-1447
 Email..... chynnna@nmsu.edu
 Assistant Coach..... Zack Banks (First Season)
 Alma Mater..... Northwest Florida State (2021)
 Office Phone..... (575) 646-1447
 Email..... banksz@nmsu.edu
 Director Of Basketball Operations..... George Ross Jr. (First Season)
 Alma Mater..... Benedictine College (Kan.)
 Email..... rossg@nmsu.edu

Support Staff

Program Coordinator..... Becky Veitch
 Athletic Trainer..... Dominic Moreno
 Strength & Conditioning..... Dan Hergert
 Team Manager..... Kristina Herrera
 Team Manager..... Naomi Alvarado

Team Information

First Year Of Basketball..... 1973-74
 Starters Returning/Lost..... 3/2
 Letterwinners Returning/Lost..... 9/5
 Newcomers..... 7
 2021-22 Overall Record..... 10-19
 2021-22 WAC Record/Finish..... 6-12/T-10th

Social Media

Twitter..... @NMStateWBB
 Jody Adams..... @coachjodyadams
 Patrick Harrison..... @coachPHkicks
 Chynna Turner..... @ChynnaT_
 Zack Banks..... @CoachBanks_
 Instagram..... @NMStateWBB
 Facebook..... fb.com/NMStateWBB

Media Relations

Women's Basketball Contact..... Javier Chacon
 Cell Phone..... (575) 635-1665
 Email..... jchacon2@nmsu.edu
 Interim Assistant AD - Media Relations..... Michael Navarrette
 Assistant Director..... Jon Opiela
 Intern..... Javier Chacon
 Website..... www.nmstatesports.com
 Fax..... (575) 646-4579
 Mailing Address..... Stan Fulton Athletic Center
 1815 Wells Street
 Las Cruces, NM 88003

Introduction

Table Of Contents/Quick Facts..... 3
 2022-23 Roster..... 4
 TV/Radio Roster..... 5
 2022-23 Schedule..... 6
 Media Information..... 57
 Compliance..... 58

Meet The Aggies

#0 Molly Kaiser / #1 Shania Harper..... 8-9
 #3 Sianny Sanchez-Oliver / #5 Moe Shida..... 10-11
 #10 Sabou Gueye / #11 Soudia Inoussa..... 12-13
 #12 Ene Adams / #14 Ashlee Strawbridge..... 14-15
 #20 Taylor Donaldson / #22 Janessa Johnson..... 16-17
 #23 Sylena Peterson / #24 Lucía Yenes..... 18-19
 #30 Fama Thiam / #33 Reagan Halliday..... 20-21
 #34 Tayelin Grays..... 22

Coaching Staff

Head Coach Jody Adams..... 24-25
 Assistant Coach Patrick Harrison..... 26
 Assistant Coach Chynna Turner..... 27
 Assistant Coach Zack Banks..... 28

2021-22 Review

Statistics..... 30-34
 Game Results..... 35

Aggie History

All-Time Awards & Honors..... 37-38
 1,000 Point Club..... 39-40
 Individual Single-Game Records..... 42-43
 Individual Single-Season Records..... 44-45
 Individual Career Records..... 46
 Team Year-By-Year Statistics..... 48
 Year-By-Year Record Breakdown..... 49-55
 All-Time Roster..... 56-57
 Coaching Records..... 58

Administration

Chancellor Dr. Dan Arvizu..... 59
 Athletics Director Mario Moccia..... 60

Credit: The 2022-23 NM State Women's Basketball Media Guide Is A Publication Of The NM State Media Relations Office. The Guide Was Written By Michael Navarrette, Jon Opiela, and Javier Chacon.

THIS DOCUMENT WILL BE UPDATED TO REFLECT ANY CHANGES AS THE SEASON GOES ON



2022-23 NUMERICAL ROSTER

No.	Name	Position	Ht.	Year	Hometown / High School	Previous School
0	Molly Kaiser	G	5-8	Jr.	Watauga, Texas / Saginaw HS	
1	Shania Harper	F	6-1	Sr.	Las Vegas, Nev. / Sierra Vista HS	
3	Sianny Sanchez-Oliver	G	5-5	So.	Powder Springs, Ga. / McEachern HS	Delaware State
5	Moe Shida	G	5-7	Sr.	Asahikawa, Japan	South Georgia Tech
10	Sabou Gueye	G	5-9	So.	Dakar, Senegal	Northwest Florida State College
11	Soufia Inoussa	G	5-7	Sr.	Stockholm, Sweden / Solna Gymnasium	
12	Ene Adams	F	6-1	Jr.	Jos, Nigeria	St. Bonaventure
14	Ashlee Strawbridge	F	6-1	So.	Ashburton, New Zealand	College of Southern Idaho
20	Taylor Donaldson	G	5-10	Jr.	Newbury Park, Calif. / Oaks Christian	
22	Janessa Johnson	G	5-8	Sr.	Las Cruces, N.M. / Las Cruces HS	Cochise College
23	Sylena Peterson	G	5-7	So.	San Diego, Calif. / Bonita Vista HS	
24	Lucía Yenes	F	6-0	Fr.	Madrid, Spain / Baloncesto Torrelozones	
30	Fama Thiam	G	5-11	Sr.	Thies, Senegal / Highland HS	Pima CC
33	Raegan Halliday	G	5-7	Fr.	Olathe, Kan. / Olathe HS	
34	Tayelin Grays	G	5-8	Sr.	Dayon, Texas / Dayton HS	

Coaching Staff
Head Coach - Jody Adams (First year)
Assistant Coach - Patrick Harrison (First year)
Assistant Coach - Chynna Turner (First year)
Assistant Coach - Zack Banks (First year)
Director of Basketball Operations - George Ross Jr. (First year)

2022-23 ALPHABETICAL ROSTER

No.	Name	Position	Ht.	Year	Hometown / High School	Previous School
12	Ene Adams	F	6-1	Jr.	Jos, Nigeria	St. Bonaventure
20	Taylor Donaldson	G	5-10	Jr.	Newbury Park, Calif. / Oaks Christian	
34	Tayelin Grays	G	5-8	Sr.	Dayton, Texas / Dayton HS	
10	Sabou Gueye	G	5-9	So.	Dakar, Senegal	Northwest Florida State College
33	Raegan Halliday	G	5-7	Fr.	Olathe, Kan. / Olathe HS	
1	Shania Harper	F	6-1	Sr.	Las Vegas, Nev. / Sierra Vista HS	
11	Soufia Inoussa	G	5-7	Sr.	Stockholm, Sweden / Solna Gymnasium	
22	Janessa Johnson	G	5-8	Sr.	Las Cruces, N.M. / Las Cruces HS	Cochise College
0	Molly Kaiser	G	5-8	Jr.	Watauga, Texas / Saginaw HS	
23	Sylena Peterson	G	5-7	So.	San Diego, Calif. / Bonita Vista HS	
3	Sianny Sanchez-Oliver	G	5-5	So.	Powder Springs, Ga. / McEachern HS	Delaware State
5	Moe Shida	G	5-7	Sr.	Asahikawa, Japan	South Georgia Tech
14	Ashlee Strawbridge	F	6-1	So.	Ashburton, New Zealand	College of Southern Idaho
30	Fama Thiam	G	5-11	Sr.	Thies, Senegal / Highland HS	Pima CC
24	Lucía Yenes	F	6-0	Fr.	Madrid, Spain / Baloncesto Torrelozones	

Pronunciation Guide

#0 Molly Kaiser..... ky-zer (like the roll)
 #3 Sianny Sanchez-Oliver..... see-on-knee
 #5 Moe Shida..... SHEE-dah
 #10 Sabou Gueye..... sah-boo guh-yee
 #11 Soufia Inoussa... so-FEE-uh ee-noose-uh
 #12 Ene Adams..... en-ay
 #23 Sylena Peterson..... suh-lee-nuh
 #24 Lucía Yenes..... loo-SEE-uh YEN-es
 #30 Fama Thiam..... Chom
 #33 Raegan Halliday..... Ray-ginn
 #34 Tayelin Grays..... TAY-lynn

By State/Country

Texas (2)
 California (2)
 Senegal (2)
 Nigeria (1)
 Nevada (1)
 Japan (1)
 Kansas (1)
 New Mexico (1)
 Sweden (1)
 New Zealand (1)
 Georgia (1)
 Spain (1)

Roster Breakdown

By Position

Graduate (0)
 Seniors (6)
 Juniors (3)
 Sophomores (4)
 Freshmen (2)
 Guards (11)
 Forwards (4)



Molly Kaiser
 Jr. • G • 5-8
 Watauga, Texas
 Saginaw HS

Shania Harper
 Sr. • F • 6-1
 Las Vegas, Nev.
 Sierra Vista HS

Sianny Sanchez-Oliver
 So. • G • 5-5
 Powder Springs, Ga.
 McEachern HS/Delaware State

Moe Shida
 Sr. • G • 5-7
 Asahikawa, Japan
 South Georgia Tech

Sabou Gueye
 So. • G • 5-9
 Dakar, Senegal
 Northwest Florida State

Soufia Inoussa
 Sr. • G • 5-7
 Stockholm, Sweden
 Solna Gymnasium



Ene Adams
 Jr. • F • 6-1
 Jos, Nigeria
 St. Bonaventure


Ashlee Strawbridge
 So. • F • 6-1
 Ashburton, New Zealand
 College of Southern Idaho

Taylor Donaldson
 Jr. • G • 5-10
 Newbury Park, Calif.
 Oaks Christian

Janessa Johnson
 Sr. • G • 5-8
 Las Cruces, N.M.
 Las Cruces HS/Cochise College

Sylena Peterson
 So. • G • 5-7
 San Diego, Calif.
 Bonita Vista HS


Lucía Yenes
 Fr. • F • 6-0
 Madrid, Spain
 Baloncesto Torrelozones



Fama Thiam
 Sr. • G • 5-11
 Thies, Senegal
 Highland HS/Pima CC

Raegan Halliday
 Fr. • G • 5-7
 Olathe, Kan.
 Olathe HS

Tayelin Grays
 Sr. • G • 5-8
 Dayton, Texas
 Dayton HS



Jody Adams
 Head Coach
 Tennessee '94
 First Season

Patrick Harrison
 Assistant Coach
 Friends University '93
 First Season

Chynna Turner
 Assistant Coach
 Wichita State '13
 First Season

Zack Banks
 Assistant Coach
 Northwest Florida State '21
 First Season

George Ross Jr.
 Director Of Basketball
 Operations
 First Season





DATE	OPPONENT	LOCATION	TIME	TV/RADIO
November				
7	at Colorado	Boulder, Colo.	12 p.m.	Colorado Stream
9	New Mexico Highlands	Pan American Center	6 p.m.	ESPN+
15	New Mexico	Pan American Center	6 p.m.	ESPN+
25	Yale &	Denver, Colo.	2:30 p.m.	Denver Stream
26	at Denver &	Denver, Colo.	12 p.m.	Evoca/Denver Stream
30	UTEP	El Paso, Texas	7 p.m.	ESPN+
December				
3	at San Diego #	San Diego, Calif.	3 p.m.	
4	Idaho #	San Diego, Calif.	3 p.m.	
11	at New Mexico	Albuquerque, N.M.	2 p.m.	Mountain West Network
13	UTEP	Pan American Center	6 p.m.	ESPN+
17	at Portland State	Portland, Ore.	3 p.m.	ESPN+
20	Northern New Mexico	Pan American Center	12 p.m.	ESPN+
29	at UTRGV *	Edinburg, Texas	5:30 p.m.	ESPN+
31	Southern Utah *	Pan American Center	1 p.m.	ESPN+
January				
4	at Utah Valley *	Orem, Utah	6 p.m.	ESPN+
7	Tarleton *	Pan American Center	4 p.m.	ESPN+
12	Sam Houston *	Pan American Center	6 p.m.	ESPN+
14	Utah Tech *	Pan American Center	4 p.m.	ESPN+
19	at Grand Canyon *	Phoenix, Ariz.	6 p.m.	ESPN+
21	at Seattle U *	Seattle, Wash.	8 p.m.	ESPN+
26	Abilene Christian *	Pan American Center	6 p.m.	ESPN+
February				
2	at California Baptist *	Riverside, Calif.	7 p.m.	ESPN+
4	Grand Canyon *	Pan American Center	4 p.m.	ESPN+
8	at Southern Utah *	Cedar City, Utah	6:30 p.m.	ESPN+
11	at Utah Tech *	St. George, Utah	2 p.m.	ESPN+
16	Seattle U *	Pan American Center	6 p.m.	ESPN+
18	California Baptist *	Pan American Center	4 p.m.	ESPN+
23	UT Arlington *	Pan American Center	6 p.m.	ESPN+
28	at Stephen F. Austin *	Nacogdoches, Texas	5:30 p.m.	ESPN+
March				
2	at Sam Houston *	Huntsville, Texas	5:30 p.m.	ESPN+

All times MOUNTAIN
 Home games listed in **BOLD**
 & Denotes Denver Classic (Denver, Colorado)
 *Denotes WAC game
SCHEDULE SUBJECT TO CHANGE



**MEET THE
 PLAYERS**






#0 Molly Kaiser
5-8 • G • Junior
Watauga, Texas • Saginaw HS

2021-22: Played in 29 games as a sophomore, averaging 18.9 minutes ... Notched her first career start against SAGU American Indian (12/28) ... Scored a then career-high 18 points in the season opener against Western New Mexico (11/9) ... Pulled down a career-high five rebounds against Western New Mexico as well ... Upped her career-high to 20 points after an offensive outburst against Stephen F. Austin (2/14) ... Sank a career-best six free throw attempts against Stephen F. Austin (2/14) and at Utah Valley (3/5) ... Averaged 8.2 points throughout the season.

2020-21: Played in 14 games as a freshman, averaging 12 minutes per game...dropped a career-high 11 points against Tarleton State (2/27)... scored 10 points at Chicago State (3/6).

High School: Starred at Saginaw High School...named All-Region and All-State...named district 6-5A Offensive Player of the Year as a junior.



#1 Shania Harper
6-1 • F • Senior
Las Vegas, Nev. • Sierra Vista HS

2021-22: Appeared in 19 games for NM State, all off the bench ... Averaged 4.0 points and 3.7 rebounds ... Made her season debut at New Mexico (12/3) ... Pulled down 12 rebounds against SAGU American Indian (12/28) ... Dropped a season-high 10 points at Tarleton (1/13) and at California Baptist (2/3).

2020-21: Played in 21 games with six starts...averaged 5.7 points and 4.1 rebounds per game...recorded a 15-point, 13-rebound game against Seattle U in the WAC quarterfinal (3/10)...named to the WAC All-Tournament team.

2019-20: Appeared in 26 games as a freshman...shot 52.1-percent from the field...averaged 3.8 rebounds per game...recorded first career double-double with 14 points and 12 rebounds, both career-highs, against Pepperdine (11/20)...pulled down 10 boards at California Baptist (3/5).

Sierra Vista High School: Averaged a double-double her sophomore and junior seasons...recorded 17 double-doubles during her high school career...dropped 20+ points eight times.

KAISER'S CAREER STATS

SEASON	TEAM	GP-GS	MIN/AVG	Field Goals		3-Point		F-Throws		Rebounds				Scoring						
				FG-FGA	FG%	3FG-3FGA	3FG%	FT-FTA	FT%	OFF	DEF	TOT	AVG	PF	FO	A	TO	BLK	STL	PTS
2020-21	NMSU	14-0	168/12.0	21-59	.356	2-7	.286	23-35	.657	4	9	13	0.9	14-0	17	14	2	7	67	4.8
2021-22	NMSU	29-1	548/18.9	87-211	.412	5-24	.208	59-82	.720	11	20	31	1.1	64-0	25	33	4	18	238	8.2
TOTAL		43-1	716/16.6	108-270	.400	7-31	.226	82-117	.701	15	29	44	1.0	78-0	42	47	6	25	305	7.1

Single Game Highs

Statistic	Value	
Points	20	vs SFA 02/14/22
Rebounds	5	vs Western N.M. 11/09/21
Assists	3	6 times
Steals	2	7 times
Blocks	1	6 times
FG Made	7	vs Western N.M. 11/09/21, vs SFA 02/14/22
FG Attempts	13	vs Tarleton St. 02/26/21
3FG Made	2	at Seattle U 02/05/22
3FG Attempts	4	at Seattle U 02/05/22
FT Made	6	vs SFA 02/14/22, at Utah Valley 03/05/22
FT Attempts	9	at Utah Valley 03/05/22

HARPER'S CAREER STATS

SEASON	TEAM	GP-GS	MIN/AVG	Field Goals		3-Point		F-Throws		Rebounds				Scoring						
				FG-FGA	FG%	3FG-3FGA	3FG%	FT-FTA	FT%	OFF	DEF	TOT	AVG	PF	FO	A	TO	BLK	STL	PTS
2019-20	NMSU	26-0	266/10.2	25-48	.521	0-1	.000	22-36	.611	36	64	100	3.8	41-1	6	21	4	16	72	2.8
2020-21	NMSU	21-6	304/14.5	52-88	.591	0-1	.000	15-37	.405	28	59	87	4.1	40-2	2	15	4	11	119	5.7
2021-22	NMSU	19-0	188/9.9	33-63	.524	0-0	.000	10-17	.588	29	42	71	3.7	23-0	2	7	2	13	76	4.0
TOTAL		66-6	757/11.5	110-199	.553	0-2	.000	47-90	.522	93	165	258	3.9	104-3	10	43	10	40	267	4.0

Single Game Highs

Statistic	Value	
Points	15	vs Seattle U 03/10/21
Rebounds	13	vs Seattle U 03/10/21
Assists	2	at California Baptist 02/05/21
Steals	4	vs Sam Houston 01/20/22
Blocks	1	10 times
FG Made	7	vs Seattle U 03/10/21
FG Attempts	13	vs Seattle U 03/10/21
3FG Attempts	1	vs Pepperdine 11/20/19, vs California Baptist 03/12/21
FT Made	3	at Seattle U 02/13/20, vs UTRGV 01/23/20, vs UTRGV 03/11/20
FT Attempts	6	at Seattle U 02/13/20, vs Seattle U 02/13/21





Delaware State (Freshman - 2021-22): Appeared in 13 games for the Hornets, making 11 starts ... Averaged 32.0 minutes and dropped 8.7 points per game ... Also pulled down 50 rebounds and dished out 32 assists in her freshman campaign ... Poured in a season-high 13 points on 6-of-8 from the field against Stony Brook (11/9) ... Recorded four or more assists on six occasions throughout the season ... Pulled down eight rebounds on the road at North Carolina Central (2/19).

High School: Helped drive McEachern High School to 58 wins over three seasons, including reaching the state semi-finals during her freshman and senior seasons ... Named Second Team All-Regional among 2021 GHSA Class 7-A Region 2 as a senior after leading the Indians to a 19-5 record ... Helped lead McEachern to 11-straight wins.



#3 Sianny Sanchez-Oliver
5-5 • G • Sophomore
Powder Springs, Ga. • Delaware State

2021-22: Appeared in 23 games for the Aggies, making one start at Seattle U (2/5) ... Scored three points and grabbed a rebound in her Division I debut (11/9) ... Dropped a season-high eight points against Sam Houston (1/20) ... Dished out seven assists against SAGU American Indian (12/28), matching the season-high for an Aggie ... Notched two steals against rival Grand Canyon (2/19).

South Georgia Tech (2020-21): Started 23 games at South Georgia Tech ... Averaged 11.7 points, 4.2 assists, 3.4 rebounds, and 2.0 steals per game ... Scored a season-high 21 points against Jones College on February 24 ... Named to the 2020-21 National Junior College Athletic Association (NJCAA) Division I Women's Basketball All-American Second Team ... Selected to the 2021 WBCA Two-Year College All-America Team.

South Georgia Tech (2019-20): Appeared in 32 games ... Averaged 3.3 points and 1.5 assists in 14.4 minutes per game.



#5 Moe Shida
5-7 • G • Senior
Asahikawa, Japan • South Georgia Tech

SANCHEZ-OLIVER'S CAREER STATS

SEASON	TEAM	GP-GS	MIN/AVG	Field Goals		3-Point		F-Throws		Rebounds				Scoring						
				FG-FGA	FG%	3FG-3FGA	3FG%	FT-FTA	FT%	OFF	DEF	TOT	AVG	PF	FO	A	TO	BLK	STL	PTS
2021-22	DSU	15-13	479/31.9	51-164	.311	5-25	.200	23-39	.590	7	50	57	3.8	30-0	40	73	1	14	130	8.7
TOTAL FOR NMSU		0-0	0/0.0	0-0	.000	0-0	.000	0-0	.000	0	0	0	0.0	0-0	0	0	0	0	0	0.0
TOTAL		15-13	479/31.9	51-164	.311	5-25	.200	23-39	.590	7	50	57	3.8	30-0	40	73	1	14	130	8.7

Single Game Hghs

Statistic	Value	
Points	13	at Stony Brook 11/09/21
Rebounds	8	at N.C. Central 02/19/22
Assists	5	at South Carolina St. 02/21/22, vs Saint Peter's 12/04/21
Steals	3	at South Carolina St. 02/21/22
Blocks	1	at N.C. Central 02/19/22
FG Made	6	at Stony Brook 11/09/21
FG Attempts	18	at Lehigh 12/18/21, at Towson 11/29/21
3FG Made	1	5 times
3FG Attempts	5	vs N.C. Central 01/22/22
FT Made	5	at Morgan St. 02/16/22
FT Attempts	9	at Morgan St. 02/16/22

SHIDA'S CAREER STATS

SEASON	TEAM	GP-GS	MIN/AVG	Field Goals		3-Point		F-Throws		Rebounds				Scoring						
				FG-FGA	FG%	3FG-3FGA	3FG%	FT-FTA	FT%	OFF	DEF	TOT	AVG	PF	FO	A	TO	BLK	STL	PTS
2021-22	NMSU	23-1	236/10.3	12-52	.231	1-7	.143	3-6	.500	5	14	19	0.8	10-0	23	18	0	7	28	1.2
TOTAL		23-1	236/10.3	12-52	.231	1-7	.143	3-6	.500	5	14	19	0.8	10-0	23	18	0	7	28	1.2

Single Game Hghs

Statistic	Value	
Points	8	vs Sam Houston 01/20/22
Rebounds	2	4 times
Assists	7	vs SAGU American Indian 12/28/21
Steals	2	vs Grand Canyon 02/19/22
FG Made	4	vs Sam Houston 01/20/22
FG Attempts	9	vs Sam Houston 01/20/22
3FG Made	1	at Seattle U 02/05/22
3FG Attempts	2	at Seattle U 02/05/22
FT Made	1	vs Western N.M. 11/09/21, vs Chicago St. 02/26/22, vs UTRGV 01/31/22
FT Attempts	2	vs Western N.M. 11/09/21, vs Chicago St. 02/26/22, vs UTRGV 01/31/22





Northwest Florida State (2021-22): Played in all 30 games and made four starts while helping lead Northwest Florida State to an impressive 27-3 overall record ... Grabbed 4.7 rebounds per game to rank second on the team ... Averaged 6.3 points per game ... Recorded a career-best 16 points in a win over Bishop State CC ... Reached double figures on six different occasions ... Nabbed a career-high 15 boards in a narrow win over South Plains College ... Collected five or more rebounds 14 times throughout the season.



#10 Sabou Gueye
5-9 • G • Sophomore
Dakar, Senegal • Northwest Florida State



#11 Soufia Inoussa
5-7 • G • Sophomore
Stockholm, Sweden • Solna Gymnasium

2021-22: Started all 29 games for the Aggies ... Averaged 6.6 points and 3.7 rebounds per game ... Tallied season-highs in points and rebounds for a double-double (14 points, 10 rebounds) against Dixie State (2/10) ... Dished out five assists on the road at Utah Valley (3/5).

2020-21: Started all 21 games for NM State...named All-WAC Honorable mention...averaged 10.9 points per game, second on the squad...shot 36.5-percent from the three also good for second on the team...led the Aggies with 4.6 rebounds per game...ranked second on the team with 1.7 assists per game while her 1.0 steals per game ranked third...dropped a career-high 20 points against UTEP (11/25)...scored in double figures 10 times...scored 14 points in the WAC Tournament Semifinal against California Baptist (3/12).

2019-20: Started all 30 games as a freshman...named to the WAC All-Newcomer Team...first freshman to start for the Aggies since Brooke Salas...averaged 7.9 points and 4.3 rebounds per game...finished the season with double-digit scoring in four of her last five games...scored a career-high 16 against UTRGV twice, including the WAC Quarterfinal...recorded first-career double-double at CBU with 14 points and 11 boards... nabbed five steals against California Baptist (1/2)

Prior to NM State: Competed for KFUM Blackeberg in Sweden...guided Blackeberg to a Regional Championship and a third-place finish in the Swedish Championship...competed for Sweden's U20 squad at the Women's European Championship.

GUEYE'S CAREER STATS

INOUSSA'S CAREER STATS

SEASON	TEAM	GP-GS	MIN/AVG	Field Goals			3-Point		F-Throws		Rebounds				Scoring					
				FG-FGA	FG%	3FG-3FGA	3FG%	FT-FTA	FT%	OFF	DEF	TOT	AVG	PF-FO	A	TO	BLK/STL	PTS	AVG	
2019-20	NMSU	30-30	981/32.7	96-238	.403	14-44	.318	31-44	.705	62	68	130	4.3	62-1	46	66	1	35	237	7.9
2020-21	NMSU	21-21	628/29.9	82-197	.416	27-74	.365	35-46	.761	44	52	96	4.6	34-2	35	56	1	22	226	10.8
2021-22	NMSU	29-29	810/27.9	67-233	.288	20-88	.227	37-50	.740	50	58	108	3.7	57-2	45	49	4	31	191	6.6
TOTAL		80-80	2419/30.2	245-668	.367	61-206	.296	103-140	.736	156	178	334	4.2	153-5	126	171	6	88	654	8.2

Single Game Highs

Statistic	Value	
Points	20	at UTEP 11/25/20
Rebounds	11	at California Baptist 03/05/20
Assists	6	vs UTEP 11/13/19, at Utah Valley 02/19/21
Steals	5	vs California Baptist 01/02/20
Blocks	2	vs Utah Tech 02/10/22
FG Made	8	at UTEP 11/25/20, vs Seattle U 02/13/21, at Denver 12/15/20
FG Attempts	17	at California Baptist 02/06/21
3FG Made	4	at UTEP 11/25/20
3FG Attempts	9	vs Utah Tech 02/10/22
FT Made	8	at Chicago St. 01/25/22
FT Attempts	9	at Chicago St. 01/25/22





#12 Ene Adams
6-1 • F • Junior
Jos, Nigeria • St. Bonaventure

2021-22 (St. Bonaventure): Averaged 4.5 points and 3.8 rebounds per game while making eight starts and appearing in 13 contests... helped lead the Bonnies to their highest win total in six seasons while recording a season-high 10 points on Jan. 8 at Duquesne.

2020-21 (Wichita St.): Played in 16 of the Shockers' 18 games... averaged 3.1 points and 4.5 rebounds per game... grabbed five or more boards on six different occasions... posted 10 points on Jan. 6 at South Florida... snagged 10 rebounds in her Division I collegiate debut on Nov. 27 versus Texas A&M-Corpus Christi.

2019-20 (Grayson College): Started 23 of 30 games she recorded playing time in... ranked second on the team in rebounding and fifth in scoring as she collected 7.8 rebounds per game and scored 7.6 points per game... finished just one point shy of recording a double-double as she tallied 20 rebounds and nine points in a win over Oklahoma Enid on Dec. 7.

2021-22 (College of Southern Idaho): Played in 31 games... made 19 starts... averaged 8.8 points on 42.4 percent from the field... pulled down 5.2 rebounds and notched 21.1 minutes per game... helped lead the Golden Eagles to an overall record of 30-3 with a record of 17-1 in conference play... Led CSI in scoring in six affairs, including scoring a season-high 24 points in a win over Salt Lake CC on Jan. 25.

2020-21 (College of Southern Idaho): Played in 24 games... made 13 starts... Averaged 5.5 rebounds and 2.5 steals... posted season-high 12 points on Feb. 18... pulled down a season-high 15 rebounds on Feb. 27



#14 Ashlee Strawbridge
6-1 • F • Sophomore
Ashburton, New Zealand • Coll. of Southern Idaho

ADAMS' CAREER STATS

SEASON	TEAM	GP-GS	MIN/AVG	Field Goals		3-Point		F-Throws		Rebounds				Scoring						
				FG-FGA	FG%	3FG-3FGA	3FG%	FT-FTA	FT%	OFF	DEF	TOT	AVG	PF	FO	A	TO	BLK	STL	PTS
2020-21	WSU	16-4	235/14.7	16-54	.296	1-4	.250	17-27	.630	29	43	72	4.5	28-0	7	22	1	6	50	3.1
2021-22	SBU	13-8	162/12.5	21-47	.447	0-0	.000	17-29	.586	15	35	50	3.8	27-0	12	34	2	8	59	4.5
TOTAL FOR NMSU		0-0	0/0.0	0-0	.000	0-0	.000	0-0	.000	0	0	0	0.0	0-0	0	0	0	0	0	0.0
TOTAL		29-12	398/13.7	37-101	.366	1-4	.250	34-56	.607	44	78	122	4.2	55-0	19	56	3	14	109	3.8

Single Game Highs

Statistic	Value
Points	10 at South Fla. 01/06/21, vs Robert Morris 11/09/21, at Duquesne 01/08/22
Rebounds	10 vs A&M-Corpus Christi 11/27/20
Assists	3 at East Carolina 02/20/21, at Rhode Island 02/23/22, vs George Mason 02/26/22
Steals	2 5 times
Blocks	1 at East Carolina 02/20/21, vs Saint Joseph's 01/21/22, at George Mason 01/23/22
FG Made	4 at Duquesne 01/08/22, at Rhode Island 02/23/22
FG Attempts	8 at Duquesne 01/08/22
3FG Made	1 vs South Fla. 03/09/21
3FG Attempts	1 4 times
FT Made	6 vs Robert Morris 11/09/21
FT Attempts	8 vs A&M-Corpus Christi 11/27/20, vs Robert Morris 11/09/21

STRAWBRIDGE'S CAREER STATS





#20 Taylor Donaldson
5-10 • G • Freshman
Newbury Park, Calif. • Oaks Christian

2021-22: Appeared in 28 of the Aggies' 29 games as a sophomore, including making her first career start... ranked third among NM State scorers, averaging 7.1 points per game on a 42.4 shooting percentage from the field in her role off the bench... averaged 2.6 rebounds, 1.2 assists, 0.9 steals in 18.4 minutes per game... scored a career-high 25 points versus UTEP (12/15)... collected a career-best eight boards against Sam Houston (1/20) while also chipping in 12 points... notched four steals on the road at Grand Canyon (1/29)... achieved a double-digit point total nine times, including leading the Aggies in scoring four times... finished two rebounds shy of a double-double versus Incarnate Word (11/13), posting 14 points and eight boards.

2020-21: Played in 11 games as a freshman...snagged four boards vs. Park Gilbert in Tucson (11/28)...scored a career-high six points at California Baptist (2/5).

High School: Averaged 23.6 points and 8.0 rebounds at Oaks Christian as a junior and senior...named All-Marmonte League First Team, All-Ventura County First Team and Ventura County All-Star.



#22 Janessa Johnson
5-7 • G • Senior
Las Cruces, NM • Las Cruces HS

2021-22: Played in six games for NM State ... Made her Division I debut against Western New Mexico (11/9) ... Dropped a season-high eight points and pulled down three rebounds against SAGU American Indian (12/28) ... Went 2-2 from the field against Tennessee Tech (11/27) for her first points as an Aggie.

2020-21: Did not play due to injury.

Cochise College (2019-20): Started 27 games...averaged 8.4 points in 9.5 minutes per game...ranked 8th in the ACCAC with a 1.5 assist to turnover ratio.

Cochise College (2018-19): Played in 32 games...shot 35.8-percent from three...posted a 1.9 assist to turnover ratio, third in the ACCAC.

High School: Starred at Las Cruces High School...averaged 11.7 points and 1.9 steals per game as a senior...shot 49-percent from the floor and 43-percent from three.

DONALDSON'S CAREER STATS

SEASON	TEAM	GP-GS	MIN/AVG	FG-FGA	FG%	3FG-3FGA	3FG%	FT-FTA	FT%	OFF	DEF	TOT	AVG	PF	FO	A	TO	BLK	STL	PTS	AVG
2020-21	NMSU	11-0	112/10.2	7-20	.350	0-6	.000	4-10	.400	2	9	11	1.0	6-0	4	6	0	1	18	1.6	
2021-22	NMSU	28-1	512/18.3	78-184	.424	14-46	.304	29-46	.630	27	45	72	2.6	56-1	33	38	4	25	199	7.1	
TOTAL		39-1	624/16.0	85-204	.417	14-52	.269	33-56	.589	29	54	83	2.1	62-1	37	44	4	26	217	5.6	

Single Game Highs

Statistic	Value	
Points	25	vs UTEP 12/15/21
Rebounds	8	vs UIW 11/13/21, vs Sam Houston 01/20/22
Assists	3	vs Western N.M. 11/09/21, vs UIW 11/13/21, vs LSU 11/26/21
Steals	4	at Grand Canyon 01/29/22
Blocks	2	vs UTEP 12/15/21
FG Made	9	vs Utah Tech 02/10/22, vs UTEP 12/15/21
FG Attempts	21	vs Utah Tech 02/10/22
3FG Made	2	at UTEP 11/17/21, vs New Mexico 12/05/21, at California Baptist 02/03/22
3FG Attempts	6	at California Baptist 02/03/22
FT Made	6	at Weber St. 12/18/21, vs UTEP 12/15/21
FT Attempts	9	vs UTEP 12/15/21

JOHNSON'S CAREER STATS

SEASON	TEAM	GP-GS	MIN/AVG	FG-FGA	FG%	3FG-3FGA	3FG%	FT-FTA	FT%	OFF	DEF	TOT	AVG	PF	FO	A	TO	BLK	STL	PTS	AVG
2021-22	NMSU	6-0	32/5.3	5-15	.333	2-11	.182	0-1	.000	1	3	4	0.7	0-0	0	1	0	0	12	2.0	
TOTAL		6-0	32/5.3	5-15	.333	2-11	.182	0-1	.000	1	3	4	0.7	0-0	0	1	0	0	12	2.0	

Single Game Highs

Statistic	Value	
Points	8	vs SAGU American Indian 12/28/21
Rebounds	3	vs SAGU American Indian 12/28/21
FG Made	3	vs SAGU American Indian 12/28/21
FG Attempts	9	vs SAGU American Indian 12/28/21
3FG Made	2	vs SAGU American Indian 12/28/21
3FG Attempts	7	vs SAGU American Indian 12/28/21
FT Attempts	1	vs Tennessee Tech 11/27/21





2021-22: Appeared in 21 games as a true freshman, all off the bench ... Scored a season-high 19 points against SAGU American Indian (12/28), needing just 17 minutes to do so ... Made her collegiate debut against Western New Mexico (11/9), splashing a pair of triples ... Grabbed four rebounds against Seattle U (2/8) ... Averaged 6.8 minutes per game.



#27 Sylena Peterson
5-7 • G • Freshman
San Diego, Calif. • Bonita Vista HS

8

High School: Two-time U18 Champion of Madrid – helping lead Baloncesto Torrelodones to back-to-back titles in 2021 and 2022... also served as a vital piece in leading her team to an appearance in the Spanish National Tournament in 2021 and a runner-up finish in Madrid in 2018-19... key cog in a run to the Zaragoza Tournament title... averaged 16.0 points on an incredible 87.1 percent from the field while also shooting 70 percent from the free-throw line and 33 percent from beyond the arc in 2021... brought in 6.3 rebounds in her final season with Baloncesto Torrelodones... in addition to playing basketball, Yenes also competed participated in tennis and swimming and diving... daughter of Jose Ignacio Yenes and Maria Dolores Gutierrez... also has two siblings – Diego (15) and Isabel (13)... majoring in mathematics.



#24 Lucía Yenes
6-0 • F • Freshman
Madrid, Spain

PETERSON'S CAREER STATS

SEASON	TEAM	GP-GS	MIN/AVG	Field Goals		3-Point		F-Throws		Rebounds				Scoring						
				FG-FGA	FG%	3FG-3FGA	3FG%	FT-FTA	FT%	OFF	DEF	TOT	AVG	PF-FO	A	TO	BLK	STL	PTS	AVG
2021-22	NMSU	21-0	142/6.8	14-46	.304	5-28	.179	11-16	.688	5	9	14	0.7	15-0	12	6	0	11	44	2.1
TOTAL		21-0	142/6.8	14-46	.304	5-28	.179	11-16	.688	5	9	14	0.7	15-0	12	6	0	11	44	2.1

Single Game Highs

Statistic	Value	
Points	19	vs SAGU American Indian 12/28/21
Rebounds	4	vs Seattle U 02/08/22
Assists	2	at California Baptist 02/03/22
Steals	3	at California Baptist 02/03/22
FG Made	7	vs SAGU American Indian 12/28/21
FG Attempts	10	vs SAGU American Indian 12/28/21
3FG Made	2	vs Western N.M. 11/09/21, vs SAGU American Indian 12/28/21
3FG Attempts	4	vs SAGU American Indian 12/28/21, at SFA 03/03/22
FT Made	3	vs SAGU American Indian 12/28/21
FT Attempts	3	vs Tennessee Tech 11/27/21, vs SAGU American Indian 12/28/21

YENES' CAREER STATS





2021-22: Appeared in 28 games for NM State ... Averaged 3.1 points and 1.4 rebounds in her first campaign in Las Cruces ... Finished one rebound shy of a double-double against SAGU American Indian (12/28), scoring a season-high 19 points ... Scored 12 points on the road against Dixie State (2/17) ... Grabbed five rebounds at California Baptist (2/3).

Pima CC (2020-21): Started all 10 games at Pima Community College... Second on the team in scoring, averaging 13.2 points per game in just 12.3 minutes per game of playing time... Averaged 5.5 rebounds per game to go along with 2.4 steal per game... Was named ACCAC Player of the Week once.

Pima CC (2019-20): Started all 31 games.. Averaged 23.0 minutes per game... Posted 8.7 points, 5.1 rebounds and 3.8 assists per contest... Helped Pima CC earn the No. 2 seed in the NJCAA Region I Division II tournament where they won two games to claim the tournament championship.



#30 Fama Thiam
5-11 • G • Senior
Thies, Senegal • Highland HS

High School: Four-year starter at Olathe High School... four-time 6A All-State honoree... four-time All-Sunflower League selection... led the Falcons in points (14.3) and assists (3.4) per game and pulled down 4.0 rebounds per game as a senior... Tara Peck Memorial Scholarship recipient... Olathe South Female Athlete of the Year... earned KSHSAA Citizenship Award and Outstanding Academic Excellence Award... semifinalist for DiRenna Award - given to the Kansas City Metro Top Female Basketball Player... all-star selection for Rick Madden, GKBCA and KBCA.



#33 Raegan Halliday
5-7 • G • Freshman
Olathe, Kan. • Olathe HS

8

THIAM'S CAREER STATS

SEASON	TEAM	GP-GS	MIN/AVG	Field Goals		3-Point		F-Throws		Rebounds				Scoring						
				FG-FGA	FG%	3FG-3FGA	3FG%	FT-FTA	FT%	OFF	DEF	TOT	AVG	PF-FO	A	TO	BLK	STL	PTS	AVG
2021-22	NMSU	28-1	198/7.1	31-71	.437	15-36	.417	11-14	.786	18	21	39	1.4	18-1	13	26	1	9	88	3.1
TOTAL		28-1	198/7.1	31-71	.437	15-36	.417	11-14	.786	18	21	39	1.4	18-1	13	26	1	9	88	3.1

Single Game Highs

Statistic	Value	
Points	19	vs SAGU American Indian 12/28/21
Rebounds	9	vs SAGU American Indian 12/28/21
Assists	3	vs SAGU American Indian 12/28/21
Steals	3	at Utah Tech 02/17/22
Blocks	1	vs Tennessee Tech 11/27/21
FG Made	6	vs SAGU American Indian 12/28/21
FG Attempts	8	at Utah Tech 02/17/22, at SFA 03/03/22
3FG Made	4	vs SAGU American Indian 12/28/21
3FG Attempts	5	at SFA 03/03/22
FT Made	3	vs SAGU American Indian 12/28/21
FT Attempts	4	vs SAGU American Indian 12/28/21

HALLIDAY'S CAREER STATS





#34 Tayelin Grays
5-8 • G • Graduate
Dayton, Texas • Dayton HS

2021-22: Started 26 of the 27 games she played as a senior... averaged a career-best 4.7 rebounds per game to rank second among Aggies... posted a career-best 6.1 points per game... also notched 1.1 assists and 1.2 steals per game while finishing with a shooting split of .440/.273/.417... managed double-digit scoring figures in five games, including a career night at home against UT Rio Grande Valley (1/31) in which she posted career-highs in both points (18) and rebounds (12)... scored 568 total points to clear her previous best single-season total by 149 points.

2020-21: Appeared in 19 games with eight starts... averaged 5.2 points and 4.6 rebounds per game... 4.6 rebounds tied for first on the squad along with her 1.8 assists per game... scored in double figures four times... dropped 16 points with nine boards against GCU (1/15)... scored 11 points with six rebounds at CBU (2/5).

2019-20: Played in 20 games and started the last five games of the season... scored a career-high 15 points against Chicago State (2/6)... scored 12 points with nine boards against UMKC at home (2/8).

2018-19: Helped lead Aggies to WAC Tournament title and their fifth-straight WAC regular-season championship... Played 6 minutes in first collegiate appearance against Texas Permian-Basin (11/06)... appeared in 28 games for the Aggies... career-high 4 assists against Northern New Mexico (11/26)... career-high 26 minutes played against UTRGV (1/26)... dropped a career-high six points vs. Chicago State in the WAC Quarterfinals (3/13).

High School: Scored 2,001 points at Dayton High School in Dayton, Texas... District 21-5A Offensive MVP as both a junior and senior... named Co-Newcomer of the year as a junior... earned TABC All-Region 3 honors as a senior.

GRAYS' CAREER STATS

SEASON	TEAM	GP-GS	MIN	AVG	FG-FGA	FG%	3FG-3FGA	3FG%	FT-FTA	FT%	OFF	DEF	TOT	AVG	PF	FO	A	TO	BLK	STL	PTS	AVG
2018-19	NMSU	29-0	250	8.6	14-47	.298	4-18	.222	10-16	.625	8	20	28	1.0	23-1	23	23	3	8	42	1.4	
2019-20	NMSU	20-5	388	19.4	46-106	.434	6-25	.240	20-29	.690	21	41	62	3.1	26-0	35	25	1	12	118	5.9	
2020-21	NMSU	19-8	419	22.1	40-117	.342	9-28	.321	9-24	.375	22	66	88	4.6	35-0	34	30	2	17	98	5.2	
2021-22	NMSU	27-26	586	21.7	73-166	.440	9-33	.273	10-24	.417	56	71	127	4.7	64-1	30	45	2	33	165	6.1	
TOTAL		95-39	1643	17.3	173-436	.397	28-104	.269	49-93	.527	107	198	305	3.2	148-2	122	123	8	70	423	4.5	

Single Game Highs

Statistic	Value	
Points	18	vs UTRGV 01/31/22
Rebounds	12	vs UTRGV 01/31/22
Assists	8	at California Baptist 02/06/21
Steals	5	vs UIW 11/13/21
Blocks	1	8 times
FG Made	7	at UTEP 11/17/21, vs UTRGV 01/31/22
FG Attempts	14	vs UTRGV 01/31/22
3FG Made	2	6 times
3FG Attempts	5	vs UTRGV 01/26/19, vs Seattle U 01/18/20, vs Grand Canyon 01/15/21
FT Made	3	vs Kansas City 02/08/20, vs Chicago St. 02/06/20, vs Seattle U 02/13/21
FT Attempts	6	at California Baptist 02/05/21



MEET THE STAFF



HEAD COACH • JODY ADAMS FIRST SEASON • TENNESSEE '94



Adams enters her first season with the Aggies and brings with her 27 years of coaching experience which includes six NCAA Tournament appearances at three different schools and 185 wins as a Division I head coach. She was also the starting point guard on the Tennessee Lady Vols' 1991 National Champion squad during her time as a player – learning under the late, great Pat Summitt.

"I am so excited and grateful to be the next leader of the NM State women's basketball program. To be wanted, needed and surrounded by people of excellence is a dream come true for me," Adams said.

Adams carries a tradition of excellence everywhere she goes – helping lead seven different teams to conference championships as a head coach while reaching the postseason eight times in 10 seasons. She also signed a total of five top-40 recruiting classes during her years with The University of Missouri-Kansas City and Wichita State in addition to helping sign a top-five recruiting class at Minnesota that eventually reached the Final Four in their senior season.

Adams has also been a part of a series of firsts at several stops along the way. Most notably, she led Murray State to its first Ohio Valley Conference Tournament title while also leading Wichita State to its first Missouri Valley Conference regular season title, first MVC Tournament title and first NCAA Tournament appearance.

Her time at Wichita State also happened to overlap with a pair of coaches that Aggie basketball fans are familiar with as both Chris Jans and Greg Heiar were assistant coaches on the Shockers' men's staff during her stretch in Wichita, Kan.

SOUTHERN ILLINOIS | 2018-20 (ASSISTANT COACH), 2020-22 (ASSOCIATE HEAD COACH)

Adams spent her most recent four years on staff at Southern Illinois where she served as an assistant coach for two years until being named the associate head coach ahead of the 2020-21 season. Just last season, she helped lead the Salukis to their first regular-season MVC title since the 2006-07 season as SIU finished the regular season with a 20-8 overall record and a 15-3 record in league play.

While at Southern Illinois she coached four First Team All-MVC honorees, including Abby Brockmeyer who was named the 2022 Jackie Stiles MVC Player of the Year.

In 2019-20, she assisted in leading the Salukis to their sixth straight winning record, including knocking off a ranked opponent (Missouri State) for the first time since 1991.

DERBY HIGH SCHOOL | 2017-18 | ASSISTANT COACH

Prior to her addition to the Southern Illinois staff, Adams made a stop in Derby, Kansas, where she was the assistant coach at Derby High School in 2017-18. While there, she helped lead the Panthers to their first state title in program history as they finished the season with a 23-1 record and won the Kansas 6A State title.

WICHITA STATE | 2008-17

In her time as a head coach at Wichita State, she completed a total transformation of the program to help lead WSU to unprecedented success in her nine seasons as the bench boss. When Adams arrived, the Shockers had won 20-plus games only once in program history and had never made an NCAA appearance, won a MVC title or MVC Tournament title.

Wichita State had an incredible run of success under Adams, as the Shockers posted four-straight 20-plus win seasons and made six-straight postseason appearances from 2009-15, which included three-straight MVC regular season and tournament titles from 2013-15, resulting in a trio of NCAA Tournament appearances. While at Wichita State, Adams was also twice named Missouri Valley Coach of the Year, earning the accolade in 2013 and 2015.

Sporting a record of 161-115 as the leader of the Shockers, Adams remains the school's all-time winningest head coach. That record includes a 29-win season in 2014-15 which marks the Wichita State program record for most wins in a single season.

During her tenure, the Shockers rostered nine First Team All-MVC honorees, including 2015 Jackie Stiles MVC Player of the Year Alex Harden who also claimed honorable mention AP All-America honors in 2015. With the help of Adams, Harden also became the second player in Wichita State history to be drafted to the WNBA when she was selected by the Phoenix Mercury in the second round of the

2015 WNBA draft.

MURRAY STATE | 2007-08

Prior to taking over the reins at Wichita State, Adams spent one season as the head coach of the Murray State Racers. The Racers went 24-8 under Adams on their way to securing the program's first-ever NCAA Tournament berth.

SOUTHERN ILLINOIS | 2004-07 | ASSOCIATE HEAD COACH

Adams spent her first stint at Southern Illinois as the associate head coach and recruiting coordinator under Dana Eikenberg at Southern Illinois for three seasons (2004-07). In this stretch at SIU, Adams helped Southern Illinois claim its first-ever MVC regular-season title in 2006-07.

KANSAS CITY | 2000-04 | ASSOCIATE HEAD COACH

Prior to her initial stint at SIU, Adams was the associate head coach at UMKC under Eikenberg from 2000-04 and was named a 2003 AFLAC National Assistant Coach of the Year after she helped UMKC sign some of the best talents in the Kansas City area. Among those recruits was Carlai Moore, who was named to the Mid-Continent Conference All-Freshman team and earned the league's Sixth Woman-of-the-Year Award. Moore eventually followed Adams and Eikenberg to SIU, where she won the 2006 MVC Newcomer of the Year award, and the following year, secured a spot on the All-MVC First Team.

MINNESOTA | 1997-00 | ASSISTANT COACH

From 1997-00, Adams served as an assistant coach at the University of Minnesota. She was the Gophers' recruiting coordinator and helped Minnesota sign a top-5 national recruiting class prior to the 2000-01 campaign. This class included current Minnesota head coach, WNBA Champion and Olympic gold medalist Lindsay Whalen.

WAKE FOREST | 1996-97 | ASSISTANT COACH

Before coaching at Minnesota, Adams worked as an assistant coach at Wake Forest for one season. While there, she helped lead the Demon Deacons to the second round of the ACC Tournament in 1996-97.

AUBURN | 1994-96 | ASSISTANT COACH

Prior to her time at Wake Forest, Adams was an assistant on Joe Ciampi's staff at Auburn for two seasons. Adams was on the Tiger bench for a pair of NCAA Tournament runs, including a trip to the Elite Eight in 1996.

TENNESSEE | 1990-93 | STUDENT-ATHLETE

A 1994 graduate of Tennessee, Adams played four seasons for the Lady Vols under legendary head coach Pat Summitt and was the starting point guard for three Southeastern Conference Championship teams. The Lady Vols advanced to the NCAA Tournament in each of her four years and captured the NCAA's ultimate prize with a national championship in 1991. She began her coaching career as a student assistant with the Lady Vols in 1993.





ASSISTANT COACH • PATRICK HARRISON FIRST SEASON • FRIENDS UNIVERSITY '09

Harrison enters year one on the Aggie staff after Head Coach Jody Adams announced the addition on Wednesday, April 20, 2022. The assistant makes his way to Las Cruces from Kansas City, Mo., where he spent the previous four seasons as an assistant coach at The University of Missouri-Kansas City.

"I am thrilled and honored to have Patrick join our staff here at New Mexico State and to work with him once again," Adams said. "He is a winner in life and on the court. He loves the game of basketball and, most importantly, loves to serve others."

Harrison has been on the scene as a college basketball coach for 16 years, including spending some of his early years as a graduate assistant on Adams' Wichita State staff in 2011. He was part of the staff at Friends University and Pratt Community college prior to serving on the Shockers' staff for two seasons. He then made stops as an assistant at Hastings College, North Dakota State, Johnson County Community College and Iowa Western until finding a spot at UMKC in 2018.

Harrison brings an impressive line of recruiting excellence, including bringing in eight NJCAA All-Americans in four years, eight top-300 players and five First Team All-WAC/All-Summit League players. He has also helped sign a number of players who have garnered top individual awards such as conference player of the year, sixth woman of the year, newcomer of the year and freshman of the year. In his time as a coach, Harrison has created global recruiting connections in Spain, Germany and Australia.

He is also well known for his ability to develop student-athletes as he has coached six players that have gone on to earn professional contracts.

During his tenure with Kansas City, the Roos put together an overall record of 70-46, including a pair of 20-plus win seasons. In addition to a WNIT appearance last season, UMKC was also crowned WAC Regular Season Champions in 2019-20 after finishing 13-3 in conference play.

He arrived at Kansas City after spending the 2017-18 season at Iowa Western where he helped guide the Reivers to an outstanding 25-5 record and a No. 15 national ranking along with an ICCAC regular season championship.

As an assistant at Johnson County, Harrison helped lead a Lady Cavalier squad to a 33-3 overall record as they finished the season ranked third in the final regular season national poll. JCCC also won conference and region titles while finishing as the national runner-up at the 2017 NJCAA DII Tournament. At JCCC, Harrison also helped instruct four players that earned All-Conference and All-Region honors, including first team NJCAA All-American member Austin Richardson.

During Harrison's time at North Dakota State, he helped guide the Bison to their highest win total and their best finish in the Summit League standings in three seasons. Additionally, three players were named All-Summit League to mark the most Bison players to earn honors since NDSU joined the league in 2007.

"Patrick's contagious energy in leading, teaching, mentoring and connecting with young people is truly rare," Adams added. "His unique heart and drive separates him on the court in engaging the athlete's best in the skill development phase and off the court in the recruiting world. Winning ways are in his DNA and I'm super proud to have Patrick join our Aggie family!"

A graduate of Friends University (2009), Harrison earned his bachelor's degree in Psychology Human Services before adding a master's degree in Sports Management from Wichita State in 2013. Harrison is supported by his loving wife, Tiffany.



ASSISTANT COACH • CHYNNA TURNER FIRST SEASON • WICHITA STATE '13

The former Wichita State standout joined NM State women's basketball program as an assistant coach on Friday, April 22, 2022 and enters her first season with the program in 2022-23.

Turner made a name for herself as a player at Wichita State during new NM State head coach Jody Adams' tenure as the Shockers' leader. She helped lead the program to new heights as she was a part of Wichita State's first top-40 recruiting class and donned a WSU jersey for four years (2009-13).

"I could not be prouder and more excited to have a former player of mine from our first ever championship team at Wichita State join our Aggie family," said Adams. "Chynna's pure love for the game of basketball, competing and for people is uncommon. She has the ability to infuse big belief into the hearts of the women she coaches."

Turner will begin her time with the Aggies after spending four seasons with Gardner-Webb. During her time with the Runnin' Bulldogs, they totaled 61 wins with Turner helping lead the 2021-22 squad to the semifinals of the Big South Tournament.

Prior to her stint with Gardner Webb, Turner spent three seasons with UT Tyler where she helped lead the Patriots to an impressive 67-18 record during that span, including a 30-2 record and a trip to the NCAA Division III Elite 8 in 2015-16.

Turner opened her coaching career as a graduate assistant at Ole Miss in 2013 after establishing an impressive career as a player at Wichita State. At Ole Miss, she assisted in numerous areas, which included post player development, scouting reports, stat keeping, and the oversight of student managers.

As a student-athlete, Turner led the Shockers to their first-ever Missouri Valley Conference regular season and tournament titles while also making an appearance in the 2013 NCAA Tournament and helping WSU collect its first win in the WNIT in program history.

In addition to leading the Shockers in rebounds per game in 2011-12, Turner remains tied for fourth in Wichita State program history in games played at 130. She was also the Shockers' captain in her senior season.

"Chynna has championed winning ways wherever she has been, and I have no doubt she will do the same here at New Mexico State," added Adams. "I'm super happy to have a young and inspiring former player join our Aggie family!"

Turner graduated from Wichita State in 2013 with a degree in sports management. She then completed her master's degree in 2015 at Ole Miss in sociology and earned her MBA from Gardner-Webb in 2020.





ASSISTANT COACH • ZACK BANKS
FIRST SEASON • NORTHWEST FLORIDA STATE '21

Banks joins the NM State program for year one in 2022-23 after spending the previous five seasons as an assistant at Northwest Florida State College. During his stint in Niceville, Fla., Banks built up quite a reputation as a catalyst for building success.

“I am so excited to add a National Champion to our Aggie family,” said Head Coach Jody Adams. “What he has experienced in winning as a young coach is truly unique and I know it will impact our program in a positive way.”

In five years, Banks helped lead the Raiders to an overall record of 128-22 (.853), highlighted by winning the 2021 NJCAA National Championship to mark the first-ever in program history.

His coaching career began in Murfreesboro, Tenn., where he was an assistant coach at Blackman High School under Head Coach Chad Hibdon in 2014-15. In Banks’ lone season on the coaching staff, he played a part in directing the Blaze to a 32-2 overall record, a 12-0 record in district play and a

Division I Class AAA state title.

Banks then got his first opportunity at the collegiate level when he was named an assistant at Motlow Community College in 2015. He resided on the Bucks’ staff for two seasons before taking on his role at Northwest Florida under Head Coach Bart Walker.

In his debut season with the Raiders, he helped instrument an increase of 10 total wins from the previous year as they finished with an overall record of 24-7 after winning just 14 games in 2016-17.

With the help of Banks, Northwest Florida increased its number in the win column the next two years as well, finishing 26-6 in 2018-19 before going 27-4 in 2019-20.

The following year, Northwest Florida would lose just two games to finish the season 24-2 en route to a national title. During this season, Banks’ guidance helped five Raiders land All-Panhandle Conference honors while forward Chanaya Pinto was tabbed an NJCAA All-American.

Banks then helped lead Northwest Florida to a season with 27 wins versus just three losses in his final year with the program. Last year, he also coached and helped develop 2022-23 Aggie signee Sabou Gueye who played her freshman year at Northwest Florida.

“Zack’s passion for people and winning shines in all that he does and when you meet him you won’t soon forget about him. He has a special way of empowering young people and that says a lot about his heart!”



2021-22
IN REVIEW





Game Records

Record	Overall	Home	Away	Neutral
ALL GAMES	10-19	9-5	0-12	1-2
CONFERENCE	6-12	6-3	0-9	0-0
NON-CONFERENCE	4-7	3-2	0-3	1-2

Team Box Score

No.	Player	GP-GS		MIN	AVG	Total		3-Point		F-Throw		Rebounds		PF	DQ	A	TO	BLK	STL	PTS	AVG	
						FG-FGA	FG%	3FG-3FGA	3FG%	FT-FTA	FT%	OFF	DEF									TOT
24	SARR, Bigue	29-29	696:36	24.0	151.287	.526	0.0	0.00	66.101	.653	99	153	252	8.7	73	1	5	58	19	13	368	12.7
0	KAISER, Molly	29-1	547:46	18.9	87-211	.412	5-24	.208	59-82	.720	11	20	31	1.1	64	0	25	33	4	18	238	8.2
20	DONALDSON, Taylor	28-1	512:06	18.3	78-184	.424	14-46	.304	29-46	.630	27	45	72	2.6	56	1	33	38	4	25	199	7.1
11	INOUSSA, Soufia	29-29	810:15	27.9	67-233	.288	20-88	.227	37-50	.740	50	58	108	3.7	57	2	45	49	4	31	191	6.6
34	GRAYS, Tayelin	27-26	585:39	21.7	73-166	.440	9-33	.273	10-24	.417	56	71	127	4.7	64	2	30	45	2	33	165	6.1
3	ISELL, Melanie	26-22	679:20	26.1	43-140	.307	25-77	.325	15-23	.652	7	35	42	1.6	52	3	60	39	3	27	126	4.8
21	TERRELL, Deja	27-1	354:41	13.1	44-107	.411	4-14	.286	24-31	.774	24	59	82	3.0	68	4	7	31	13	15	116	4.3
1	HARPER, Shania	19-0	187:33	9.9	33-63	.524	0-0	.000	10-17	.588	29	42	71	3.7	23	0	2	7	2	13	76	4.0
4	BRADLEY, Jade	29-28	478:01	16.5	37-115	.322	5-16	.313	36-51	.706	22	46	68	2.3	39	1	32	41	2	14	115	4.0
30	THIAM, Fama	28-1	198:14	7.1	31-71	.437	15-36	.417	11-14	.786	18	21	39	1.4	18	1	13	26	1	9	88	3.1
10	HENDERSON, Adrianna	14-6	252:33	18.0	9-41	.220	0-6	.000	24-30	.800	4	21	25	1.8	24	0	30	24	2	15	42	3.0
12	WATKINS, Kayla	16-0	104:10	6.5	14-47	.298	9-33	.273	1-2	.500	2	16	18	1.1	7	0	2	8	3	5	38	2.4
23	PETERSON, Sylena	21-0	142:02	6.8	14-46	.304	5-28	.179	11-16	.688	5	9	14	0.7	15	0	12	6	0	11	44	2.1
22	JOHNSON, Janessa	6-0	31:57	5.3	5-15	.333	2-11	.182	0-1	.000	1	3	4	0.7	0	0	0	1	0	0	12	2.0
33	COLAVALLU, Grace	12-0	106:43	8.9	8-23	.348	0-0	.000	7-12	.583	1	19	20	1.7	18	1	10	23	0	9	23	1.9
5	SHIDA, Moe	23-1	235:52	10.3	12-52	.231	1-7	.143	3-6	.500	5	14	19	0.8	10	0	23	18	0	7	28	1.2
Team											50	59	109								20	
Total		29	5923		706-1801	.392	114-419	.272	343-506	.678	411	690	1101	38.0	588	16	329	467	59	245	1869	64.4
Opponents		29	5925		647-1550	.417	151-467	.323	429-606	.708	252	717	969	33.4	521	9	306	496	107	219	1874	64.6

Score by Periods

Team	1st	2nd	3rd	4th	OT	TOT
New Mexico St.	442	454	476	464	33	1869
Opponents	441	432	472	486	43	1874

Game Records

Record	Overall	Home	Away	Neutral
ALL GAMES	10-19	9-5	0-12	1-2
CONFERENCE	6-12	6-3	0-9	0-0
NON-CONFERENCE	4-7	3-2	0-3	1-2

Score by Periods

Team	1st	2nd	3rd	4th	OT	TOT
New Mexico St.	442	454	476	464	33	1869
Opponents	441	432	472	486	43	1874

Team Box Score

No.	Player	GP-GS		MIN	AVG	Total		3-Point		F-Throw		Rebounds		PF	DQ	A	TO	BLK	STL	PTS	AVG	
						FG-FGA	FG%	3FG-3FGA	3FG%	FT-FTA	FT%	OFF	DEF									TOT
24	SARR, Bigue	29-29	696:36	24.0	151-287	.526	0-0	.000	66-101	.653	99	153	252	8.7	73	1	5	58	19	13	368	12.7
0	KAISER, Molly	29-1	547:46	18.9	87-211	.412	5-24	.208	59-82	.720	11	20	31	1.1	64	0	25	33	4	18	238	8.2
20	DONALDSON, Taylor	28-1	512:06	18.3	78-184	.424	14-46	.304	29-46	.630	27	45	72	2.6	56	1	33	38	4	25	199	7.1
11	INOUSSA, Soufia	29-29	810:15	27.9	67-233	.288	20-88	.227	37-50	.740	50	58	108	3.7	57	2	45	49	4	31	191	6.6
34	GRAYS, Tayelin	27-26	585:39	21.7	73-166	.440	9-33	.273	10-24	.417	56	71	127	4.7	64	2	30	45	2	33	165	6.1
3	ISELL, Melanie	26-22	679:20	26.1	43-140	.307	25-77	.325	15-23	.652	7	35	42	1.6	52	3	60	39	3	27	126	4.8
21	TERRELL, Deja	27-1	354:41	13.1	44-107	.411	4-14	.286	24-31	.774	24	58	82	3.0	68	4	7	31	13	15	116	4.3
1	HARPER, Shania	19-0	187:33	9.9	33-63	.524	0-0	.000	10-17	.588	29	42	71	3.7	23	0	2	7	2	13	76	4.0
4	BRADLEY, Jade	29-28	478:01	16.5	37-115	.322	5-16	.313	36-51	.706	22	46	68	2.3	39	1	32	41	2	14	115	4.0
30	THIAM, Fama	28-1	198:14	7.1	31-71	.437	15-36	.417	11-14	.786	18	21	39	1.4	18	1	13	26	1	9	88	3.1
10	HENDERSON, Adrianna	14-6	252:33	18.0	9-41	.220	0-6	.000	24-30	.800	4	21	25	1.8	24	0	30	24	2	15	42	3.0
12	WATKINS, Kayla	16-0	104:10	6.5	14-47	.298	9-33	.273	1-2	.500	2	16	18	1.1	7	0	2	8	3	5	38	2.4
23	PETERSON, Sylena	21-0	142:02	6.8	14-46	.304	5-28	.179	11-16	.688	5	9	14	0.7	15	0	12	6	0	11	44	2.1
22	JOHNSON, Janessa	6-0	31:57	5.3	5-15	.333	2-11	.182	0-1	.000	1	3	4	0.7	0	0	0	1	0	0	12	2.0
33	COLAVALLU, Grace	12-0	106:43	8.9	8-23	.348	0-0	.000	7-12	.583	1	19	20	1.7	18	1	10	23	0	9	23	1.9
5	SHIDA, Moe	23-1	235:52	10.3	12-52	.231	1-7	.143	3-6	.500	5	14	19	0.8	10	0	23	18	0	7	28	1.2
Team											50	59	109								20	
Total		29	5923		706-1801	.392	114-419	.272	343-506	.678	411	690	1101	38.0	588	16	329	467	59	245	1869	64.4
Opponents		29	5925		647-1550	.417	151-467	.323	429-606	.708	252	717	969	33.4	521	9	306	496	107	219	1874	64.6

Team Statistics

	NMSU	OPP
Scoring	1869	1874
Points per game	64.4	64.3
Scoring margin	-0.1	-
Field goals-att	706-1801	647-1550
Field goal pct	.392	.417
3 point fg-att	114-419	151-467
3-pt fg pct	.273	.323
3-pt fg made per game	3.9	5.3
Free throws-att	343-506	429-606
Free throw pct	.678	.708
FThrows made per game	11.9	14.1
Rebounds	1101	969
Rebounds per game	38.0	33.4
Rebounding margin	+4.6	-
Assists	329	306
Assists per game	11.3	10.5
Turnovers	467	496
Turnovers per game	16.1	17.1
Turnover margin	+1.0	-
Assist/turnover ratio	0.7	0.6
Steals	245	219
Steals per game	8.4	7.4
Blocks	59	107
Blocks per game	2.0	3.7
Winning streak	0	-
Home win streak	1	-
Attendance	9083	12003
Home games-attendance	14-546	13-306
Neutral site-attendance	-	3-24

Team Results

Date	Opponent	Score	Att.
11/09/2021	Western N.M.	W 94-40	1388
11/13/2021	UIW	W 57-48	1023
11/17/2021	at UTEP	L 61-76	1088
11/26/2021	vs LSU	L 52-72	200
11/27/2021	vs Tennessee Tech	W 66-54	200
12/03/2021	at New Mexico	L 58-77	5123
12/05/2021	New Mexico	L 66-73	754
12/15/2021	UTEP	Lot 78-82	637
12/18/2021	at Weber St.	L 63-65	150
12/28/2021	SAGU American Indian	W 110-40	581
01/10/2022	Lamar University	W 57-53	701
01/13/2022	at Tarleton St.	L 56-58	1002
01/15/2022	at Abilene Christian	L 73-76	534
01/20/2022	Sam Houston	W 72-59	251
01/25/2022	at Chicago St.	L 64-67	75
01/29/2022	at Grand Canyon	L 59-61	491
01/31/2022	UTRGV	W 63-51	502
02/03/2022	at California Baptist	L 64-92	497
02/05/2022	at Seattle U	Lot 73-81	536
02/08/2022	Seattle U	W 59-	



**2021-22 New Mexico St. Women's Basketball
Category Leaders
All games**

Page 1/3
as of Oct 24, 2022

Points

##	Player	G	Pts	Pts/G
24	Sarr, Bigue	29	368	12.7
0	Kaiser, Molly	29	238	8.2
20	Donaldson, Taylor	28	199	7.1
11	Inoussa, Soufia	29	191	6.6
34	Grays, Tayelin	27	165	6.1
3	Isbell, Melanie	26	126	4.8
21	Terrell, Deja	27	116	4.3
4	Bradley, Jade	29	115	4.0
30	Thiam, Fama	28	88	3.1
1	Harper, Shania	19	76	4.0
23	Peterson, Sylena	21	44	2.1
10	Henderson, Adrianna	14	42	3.0
12	Watkins, Kayla	16	38	2.4
5	Shida, Moe	23	28	1.2
33	Colaivalu, Grace	12	23	1.9
22	Johnson, Janessa	6	12	2.0

Scoring Average

##	Player	G	Pts	Pts/G
24	Sarr, Bigue	29	368	12.7
0	Kaiser, Molly	29	238	8.2
20	Donaldson, Taylor	28	199	7.1
11	Inoussa, Soufia	29	191	6.6
34	Grays, Tayelin	27	165	6.1
3	Isbell, Melanie	26	126	4.8
21	Terrell, Deja	27	116	4.3
1	Harper, Shania	19	76	4.0
4	Bradley, Jade	29	115	4.0
30	Thiam, Fama	28	88	3.1
10	Henderson, Adrianna	14	42	3.0
12	Watkins, Kayla	16	38	2.4
23	Peterson, Sylena	21	44	2.1
22	Johnson, Janessa	6	12	2.0
33	Colaivalu, Grace	12	23	1.9
5	Shida, Moe	23	28	1.2

Field Goal Percentage

##	Player	FG	Att	Pct
24	Sarr, Bigue	151	287	.526
1	Harper, Shania	33	63	.524
34	Grays, Tayelin	73	166	.440
30	Thiam, Fama	31	71	.437
20	Donaldson, Taylor	78	184	.424
0	Kaiser, Molly	87	211	.412
21	Terrell, Deja	44	107	.411
33	Colaivalu, Grace	8	23	.348
22	Johnson, Janessa	5	15	.333
4	Bradley, Jade	37	115	.322
3	Isbell, Melanie	43	140	.307
23	Peterson, Sylena	14	46	.304
12	Watkins, Kayla	14	47	.298
11	Inoussa, Soufia	67	233	.288
5	Shida, Moe	12	52	.231
10	Henderson, Adrianna	9	41	.220

Field Goal Attempts

##	Player	G	Att	Att/G
24	Sarr, Bigue	29	287	9.9
11	Inoussa, Soufia	29	233	8.0
0	Kaiser, Molly	29	211	7.3
20	Donaldson, Taylor	28	184	6.6
34	Grays, Tayelin	27	166	6.1

Field Goals Made

##	Player	G	Made	Made/G
24	Sarr, Bigue	29	151	5.2
0	Kaiser, Molly	29	87	3.0
20	Donaldson, Taylor	28	78	2.8
34	Grays, Tayelin	27	73	2.7
11	Inoussa, Soufia	29	67	2.3

3-Point FG Percentage

##	Player	3FG	Att	Pct
30	Thiam, Fama	15	36	.417
3	Isbell, Melanie	25	77	.325
4	Bradley, Jade	5	16	.313
20	Donaldson, Taylor	14	46	.304
21	Terrell, Deja	4	14	.286
34	Grays, Tayelin	9	33	.273
12	Watkins, Kayla	9	33	.273
11	Inoussa, Soufia	20	88	.227
0	Kaiser, Molly	5	24	.208
22	Johnson, Janessa	2	11	.182
23	Peterson, Sylena	5	28	.179
5	Shida, Moe	1	7	.143

Free Throw Percentage

##	Player	Made	Att	Pct
10	Henderson, Adrianna	24	30	.800
30	Thiam, Fama	11	14	.786
21	Terrell, Deja	24	31	.774
11	Inoussa, Soufia	37	50	.740
0	Kaiser, Molly	59	82	.720
4	Bradley, Jade	36	51	.706
23	Peterson, Sylena	11	16	.688
24	Sarr, Bigue	66	101	.653
3	Isbell, Melanie	15	23	.652
20	Donaldson, Taylor	29	46	.630
1	Harper, Shania	10	17	.588
33	Colaivalu, Grace	7	12	.583
12	Watkins, Kayla	1	2	.500
5	Shida, Moe	3	6	.500
34	Grays, Tayelin	10	24	.417

Rebounds

##	Player	G	Reb	Reb/G
24	Sarr, Bigue	29	252	8.7
34	Grays, Tayelin	27	127	4.7
11	Inoussa, Soufia	29	108	3.7
21	Terrell, Deja	27	82	3.0
20	Donaldson, Taylor	28	72	2.6

3-Point FG Attempts

##	Player	G	Att	Att/G
11	Inoussa, Soufia	29	88	3.0
3	Isbell, Melanie	26	77	3.0
20	Donaldson, Taylor	28	46	1.6
30	Thiam, Fama	28	36	1.3
34	Grays, Tayelin	27	33	1.2

3-Point FG Made

##	Player	G	Made	Made/G
3	Isbell, Melanie	26	25	1.0
11	Inoussa, Soufia	29	20	0.7
30	Thiam, Fama	28	15	0.5
20	Donaldson, Taylor	28	14	0.5
34	Grays, Tayelin	27	9	0.3

Free Throw Attempts


##	Player	G	Att	Att/G
24	Sarr, Bigue	29	101	3.5
0	Kaiser, Molly	29	82	2.8
4	Bradley, Jade	29	51	1.8
11	Inoussa, Soufia	29	50	1.7
20	Donaldson, Taylor	28	46	1.6

Free Throws Made

##	Player	G	Made	Made/G
24	Sarr, Bigue	29	66	2.3
0	Kaiser, Molly	29	59	2.0
11	Inoussa, Soufia	29	37	1.3
4	Bradley, Jade	29	36	1.2
20	Donaldson, Taylor	28	29	1.0

Assists

##	Player	G	Ast	Ast/G
3	Isbell, Melanie	26	60	2.3
11	Inoussa, Soufia	29	45	1.6
20	Donaldson, Taylor	28	33	1.2
4	Bradley, Jade	29	32	1.1
34	Grays, Tayelin	27	30	1.1





Rebounds Average

##	Player	G	Reb	Reb/G
24	Sarr, Bigue	29	252	8.7
34	Grays, Tayelin	27	127	4.7
1	Harper, Shania	19	71	3.7
11	Inoussa, Soufia	29	108	3.7
21	Terrell, Deja	27	82	3.0

Offensive Rebounds

##	Player	G	OReb	OReb/G
24	Sarr, Bigue	29	99	3.4
34	Grays, Tayelin	27	56	2.1
11	Inoussa, Soufia	29	50	1.7
1	Harper, Shania	19	29	1.5
20	Donaldson, Taylor	28	27	1.0

Defensive Rebounds

##	Player	G	DReb	DReb/G
24	Sarr, Bigue	29	153	5.3
34	Grays, Tayelin	27	71	2.6
11	Inoussa, Soufia	29	58	2.0
21	Terrell, Deja	27	58	2.1
4	Bradley, Jade	29	46	1.6

Fouls

##	Player	G	PF	PF/G
24	Sarr, Bigue	29	73	2.5
21	Terrell, Deja	27	68	2.5
0	Kaiser, Molly	29	64	2.2
34	Grays, Tayelin	27	64	2.4
11	Inoussa, Soufia	29	57	2.0

Foul Outs

##	Player	G	FO
3	Isbell, Melanie	26	3
21	Terrell, Deja	27	3
11	Inoussa, Soufia	29	2
24	Sarr, Bigue	29	1
20	Donaldson, Taylor	28	1

Steals

##	Player	G	Stl	Stl/G
34	Grays, Tayelin	27	33	1.2
11	Inoussa, Soufia	29	31	1.1
3	Isbell, Melanie	26	27	1.0
20	Donaldson, Taylor	28	25	0.9
0	Kaiser, Molly	29	18	0.6

Blocked Shots

##	Player	G	Blk	Blk/G
24	Sarr, Bigue	29	19	0.7
21	Terrell, Deja	27	13	0.5
0	Kaiser, Molly	29	4	0.1
20	Donaldson, Taylor	28	4	0.1
11	Inoussa, Soufia	29	4	0.1

Minutes

##	Player	G	Min	Min/G
11	Inoussa, Soufia	29	810	27:56
24	Sarr, Bigue	29	697	24:01
3	Isbell, Melanie	26	679	26:08
34	Grays, Tayelin	27	586	21:41
0	Kaiser, Molly	29	548	18:53

Turnovers

##	Player	G	TO	TO/G
24	Sarr, Bigue	29	58	2.0
11	Inoussa, Soufia	29	49	1.7
34	Grays, Tayelin	27	45	1.7
4	Bradley, Jade	29	41	1.4
3	Isbell, Melanie	26	39	1.5




**2021-22 New Mexico St. Women's Basketball
Team Game-by-Game
All games**

Opponent	Date	Score	W/L	Total		3-Pointers		Free throws		Rebounds				PF	A	TO	BLK	STL	PTS	AVG		
				FG-FGA	PCT	3FG-3FGA	PCT	FT-FTA	PCT	OFF	DEF	TOT	AVG									
Western N.M.	11/09/2021	94-40	W	34-71	.479	6-16	.375	20-23	.870	15	26	41	41.0	14	16	8	0	7	94	94.0		
URW	11/13/2021	57-48	W	25-69	.362	1-11	.091	6-12	.500	16	29	45	43.0	17	11	9	2	14	57	75.5		
at UTEP	11/17/2021	61-76	L	23-43	.535	4-6	.667	11-21	.524	6	21	27	37.7	30	12	28	2	5	61	70.7		
vs LSU	11/26/2021	52-72	L	19-53	.358	5-18	.278	9-15	.600	9	23	32	36.3	29	12	17	4	5	52	66.0		
vs Tennessee Tech	11/27/2021	66-54	W	29-50	.464	4-10	.400	10-13	.769	8	24	32	35.4	24	13	14	2	8	66	66.0		
at New Mexico	12/03/2021	59-77	L	25-64	.391	1-9	.111	7-11	.636	14	22	36	35.5	18	8	19	1	11	59	64.7		
New Mexico	12/05/2021	66-73	L	26-67	.388	7-22	.318	7-9	.778	15	19	34	35.3	18	13	16	0	8	66	64.9		
UTEP	12/15/2021	78-82	Lot	29-67	.433	2-12	.167	18-24	.750	11	24	35	35.3	34	6	15	6	8	78	66.5		
at Weber St.	12/18/2021	63-65	L	20-68	.294	2-12	.167	21-27	.778	15	23	38	35.6	23	7	12	2	5	63	66.1		
SAGU American Indian	12/28/2021	110-40	W	44-80	.550	11-26	.423	11-14	.786	24	38	62	38.2	9	24	16	5	12	110	70.5		
Lamar University	01/10/2022	57-53	W	21-53	.396	5-15	.333	10-16	.625	13	25	38	38.2	15	17	14	3	4	57	69.3		
at Tarleton St.	01/13/2022	56-58	L	24-62	.387	3-11	.273	5-8	.625	16	23	39	38.3	18	10	19	2	10	56	68.2		
at Abilene Christian	01/15/2022	73-76	L	32-59	.542	3-10	.300	6-8	.750	10	20	30	37.6	26	17	18	3	8	73	68.5		
Sam Houston	01/20/2022	72-59	W	28-53	.528	1-2	.500	15-19	.789	4	25	29	37.0	19	9	20	1	9	72	68.8		
at Chicago St.	01/25/2022	64-67	L	20-53	.377	4-8	.500	20-26	.769	13	29	42	37.3	20	13	20	0	6	64	68.5		
at Grand Canyon	01/29/2022	59-61	L	22-53	.415	8-20	.400	7-10	.700	10	19	29	36.8	17	13	22	0	11	59	67.9		
UTRGV	01/31/2022	63-51	W	24-65	.369	4-11	.364	11-20	.550	21	26	47	37.4	17	8	12	3	10	63	67.6		
at California Baptist	02/03/2022	64-92	L	24-73	.329	5-22	.227	11-13	.846	17	22	39	37.5	16	14	15	1	8	64	67.4		
at Seattle U	02/05/2022	73-81	Lot	24-64	.375	8-24	.333	17-25	.680	20	25	45	37.9	24	16	21	3	6	73	67.7		
Seattle U	02/08/2022	59-54	W	21-56	.375	4-15	.267	13-19	.684	18	25	43	38.2	15	10	18	3	10	59	67.3		
Utah Tech	02/10/2022	84-82	Wot3	33-90	.367	9-31	.290	9-17	.529	17	32	49	38.7	17	14	19	4	10	84	68.0		
Utah Valley	02/12/2022	32-66	L	13-65	.200	0-11	.000	6-9	.667	19	19	38	38.6	11	6	8	2	6	32	66.4		
SFA	02/14/2022	55-69	L	21-60	.350	0-8	.000	13-14	.929	13	28	41	38.7	24	13	22	3	10	55	65.9		
at Utah Tech	02/17/2022	69-73	L	26-69	.377	3-21	.143	15-22	.682	21	17	38	38.7	21	7	10	1	10	69	66.0		
Grand Canyon	02/19/2022	43-46	L	14-61	.230	2-10	.200	13-24	.542	14	28	42	38.8	23	3	12	3	12	43	65.1		
Chicago St.	02/26/2022	80-71	W	24-56	.429	5-15	.333	27-38	.711	11	19	30	38.5	28	11	16	0	8	80	65.7		
at SFA	03/03/2022	56-64	L	23-52	.442	3-16	.188	7-10	.700	14	19	33	38.3	22	9	27	1	9	56	65.3		
at Utah Valley	03/05/2022	51-60	L	18-48	.375	4-16	.250	11-19	.579	3	23	26	37.9	18	16	11	1	11	51	64.8		
vs Lamar University	03/08/2022	54-65	L	23-71	.324	1-11	.091	7-17	.412	24	17	41	38.0	21	4	9	1	4	54	64.4		
Total				1869		706-1801	.392	114-419	.272	343-506	.678	411	690	1101	38.0	588	329	467	59	245	1869	64.4
Opponents				1874		647-1550	.417	151-467	.323	429-606	.708	252	717	969	33.4	521	306	496	107	219	1874	64.6

New Mexico St. Averages

Games Played	Points/game	FG Pct	3FG Pct	FT Pct	Rebounds/game	Assists/game	Turnovers/game	Assist/Turnover ratio	Steals/game	Blocks/game
29	64.4	39.2	27.2	67.8	38.0	11.9	16.1	0.7	0.4	2.0





AWARDS & HONORS

All-America Selections	
Honorable Mention	
Anita Maxwell (Kodak, AP, UPI).....	1996
Anita Maxwell (Kodak, AP, UPI).....	1995
Anita Maxwell (Kodak, AP, UPI).....	1994
All-District Selections	
Kodak	
Anita Maxwell.....	1996
Anita Maxwell.....	1995
Anita Maxwell.....	1994
Vicki Evans.....	1989
Player of the Year	
High Country Athletic Conference	
Vicki Evans.....	1989
Vicki Evans (Co-POY).....	1988
Big West Conference	
Anita Maxwell.....	1996
Anita Maxwell.....	1995
Anita Maxwell.....	1994
Western Athletic Conference	
Brooke Salas.....	2019
Brooke Salas.....	2018
Moriah Mack.....	2017
Brianna Freeman.....	2015
Newcomer of the Year	
Western Athletic Conference	
Stefanie Gilbreath.....	2013
Freshman of the Year	
Big West Conference	
Stephanie Frisch.....	1996
Anita Maxwell.....	1993
Natasha Johnson.....	1991
Defensive Player Of The Year	
Western Athletic Conference	
Brooke Salas.....	2019
WBCA Coach of the Year	
Region VII	
Mark Trakh.....	2015
Coach of the Year	
Intermountain Athletic Conference	
Karen Fey.....	1980
High Country Athletic Conference	
Joe McKeown.....	1988
Western Athletic Conference	
Brooke Atkinson.....	2018
Mark Trakh.....	2017
Mark Trakh.....	2016
Mark Trakh.....	2015
All-Conference Selections	
Intermountain Athletic Conference	
First Team	
Barb Weiner.....	1982
Barb Weiner.....	1981
Tami Edwards.....	1980
Donna Gogin.....	1979
Katrina Dunnagan.....	1978
Ann McReynolds.....	1978
Donna Gogin.....	1977
Ann McReynolds.....	1977
Ann McReynolds.....	1976
High Country Athletic Conference	
First Team	
Tracey Goetsch.....	1990
Andrea Kabwasa.....	1990
Vicki Evans.....	1989

Vicki Evans.....	1988
Judy Phillips.....	1988
Jill Spaschak.....	1988
Kris Veatch.....	1988
Judy Phillips.....	1987
Jeanette Feaster.....	1985
Second Team	
Kris Veatch.....	1987
Kris Veatch.....	1986
Jeanette Feaster.....	1984
Barb Weiner.....	1983
Honorable Mention	
Tia Thomas.....	1990
Rona Thompson.....	1990
Beth Hamill.....	1989
Andrea Kabwasa.....	1989
Sharon Haynes.....	1987
Renee Perkins.....	1986
Julie Grimm.....	1985
Kris Veatch.....	1985
Julie Grimm.....	1984
Pam Roberson.....	1984
Colleen Crownhart.....	1983
Big West Conference	
First Team	
Anita Maxwell.....	1996
Anita Maxwell.....	1995
Anita Maxwell.....	1994
Anita Maxwell.....	1993
Andrewa Kabwasa.....	1992
Second Team	
Judy Bell.....	1995
Paulina Blunt.....	1994
Andrea Kabwasa.....	1991
Honorable Mention	
Melanie Maynes.....	2000
Melanie Maynes.....	1999
Rebecca Fresquez.....	1998
Wendy Ray.....	1998
Rebecca Fresquez.....	1997
Wendy Ray.....	1997
Anette Robinson.....	1997
Shrae Johnson.....	1996
Connie Vau.....	1995
Paulina Blunt.....	1993
Tracey Goetsch.....	1992
Sun Belt Conference	
First Team	
Sinnamonn Garrett.....	2004
Princess Moore.....	2004
Sinnamonn Garrett.....	2003
Second Team	
Mari Sanchez.....	2003
Melanie Maynes.....	2002
Western Athletic Conference	
First Team	
Gia Pack.....	2020
Brooke Salas.....	2019
Gia Pack.....	2019
Gia Pack.....	2018
Brooke Salas.....	2018
Brooke Salas.....	2017
Moriah Mack.....	2017
Moriah Mack.....	2016
Sasha Weber.....	2016
Brooke Salas.....	2016
Brianna Freeman (MVP).....	2015
Sasha Weber.....	2015
Anikia Jawara.....	2008
Sherell Neal.....	2007
Cecilia Russell-Nava.....	2007
Jenean Ford.....	2006
Player of the Week*	
High Country Athletic Conference	
1984-85	
Jan. 28.....	Jeanette Feaster
1985-86	
Jan. 20.....	Renee Perkins
Feb. 9.....	Kris Veatch
1986-87	
Dec. 8.....	Kris Veatch
Jan. 26.....	Kris Veatch
Feb. 9.....	Kris Veatch
March 9.....	Kris Veatch
1987-88	
Jan. 4.....	Vicki Evans
Jan. 11.....	Kris Veatch
Feb. 1.....	Kris Veatch
Feb. 8.....	Vicki Evans
Feb. 15.....	Judy Phillips
Feb. 29.....	Kris Veatch

Anikia Jawara.....	2008
All-Freshman Team	
Big West Conference	
Mari Sanchez.....	2000
Melanie Maynes.....	1999
Western Athletic Conference	
Jasmine Rutledge.....	2011
Camila Rosen.....	2010
Katilyn Soto.....	2009
Tabytha Wampler.....	2009
Madison Spence.....	2008
All-Newcomer Team	
Western Athletic Conference	
Soufia Inoussa.....	2020
Stabresa McDaniel.....	2019
Monique Mills.....	2018
Brooke Salas.....	2016
Shanice Davis.....	2015
All-Defensive Team	
Western Athletic Conference	
Bigue Sarr.....	2022
Aaliyah Prince.....	2021
Brooke Salas.....	2019
Brooke Salas.....	2018
Tamera William.....	2017
Moriah Mack.....	2017
Moriah Mack.....	2016
Moriah Mack.....	2015
Sherell Neal.....	2008
Sherell Neal.....	2007
All-Tournament Team	
High Country Athletic Conference	
Tracey Goetsch.....	1990
Vicki Evans.....	1989
Big West Conference	
Anita Maxwell.....	1996
Anita Maxwell.....	1994
Anita Maxwell.....	1993
Andrea Kabasa.....	1992
Tracey Goetsch.....	1991
Western Athletic Conference	
Shania Harper.....	
Gia Pack (MVP).....	2019
Brooke Salas.....	2019
Gia Pack.....	2018
Moriah Mack (MVP).....	2017
Tamera William.....	2017
Sasha Weber (MVP).....	2016
Brooke Salas.....	2016
Brianna Freeman (MVP).....	2015
Sasha Weber.....	2015
Anikia Jawara.....	2008
Sherell Neal.....	2007
Cecilia Russell-Nava.....	2007
Jenean Ford.....	2006



.....	Jill Spaschak
1988-89	
Dec. 5.....	Vicki Evans
Jan. 9.....	Vicki Evans
Feb. 6.....	Vicki Evans
Feb. 20.....	Vicki Evans
1989-90	
Feb. 5.....	Tracey Goetsch
Feb. 12.....	Andrea Kabwasa
Big West Conference	
1990-91	
Dec. 2.....	Andrea Kabwasa
Feb. 17.....	Tracey Goetsch
March 2.....	Tracey Goetsch
1992-93	
Dec. 7.....	Alisha Cole
Jan. 18.....	Anita Maxwell
Feb. 1.....	Anita Maxwell
1993-94	
Dec. 20.....	Anita Maxwell
Jan. 24.....	Anita Maxwell
Feb. 21.....	Judy Bell
Feb. 28.....	Anita Maxwell
1994-95	
Dec. 5.....	Anita Maxwell
Dec. 19.....	Anita Maxwell
Feb. 6.....	Anita Maxwell
Feb. 27.....	Anita Maxwell
1995-96	
Dec. 27.....	Anita Maxwell
Feb. 12.....	Anita Maxwell
Feb. 19.....	Anita Maxwell
March 2.....	Anita Maxwell
1996-97	
Dec. 9.....	Rebecca Fresquez
March 3.....	Annette Robinson
1999-2000	
Jan. 14.....	Stella Candelaria
Feb. 14.....	Melanie Maynes
Sun Belt Conference	
2001-2002	
Nov. 19.....	Ivana Stojkovic
2002-03	
Dec. 10.....	Mari Sanchez
Feb. 4.....	Sinnamonn Garrett
March 3.....	Sinnamonn Garrett
Western Athletic Conference	
2005-06	
Dec. 19.....	Jenean Ford
Jan. 16.....	Cecilia Russell-Nava
2006-07	
Nov. 13.....	Anikia Jawara
Jan. 1.....	Sherell Neal
March 5.....	Sherell Neal
2007-08	
Jan. 14.....	Sherell Neal
2008-09	
Jan. 19.....	Madison Spence
2009-2010	
Jan. 11.....	Jasmine Lowe
2012-13	
Feb. 18.....	Danesia Williamson
Feb. 25.....	Camila Rosen
March 10.....	Stefanie Gilbreath
2013-14	
Jan. 17.....	Abby Scott
Feb. 10.....	Danesia Williamson
2014-15	

Dec. 8.....	Sasha Weber
Dec. 15.....	Moriah Mack
Jan. 19.....	Shanice Davis
Feb. 23.....	Brianna Freeman
March 2.....	Brianna Freeman
2015-16	
Nov. 30.....	Brianna Freeman
Dec. 21.....	Sasha Weber
2016-17	
Nov. 14.....	Brooke Salas
Jan. 9.....	Brooke Salas
Jan. 30.....	Brooke Salas
Feb. 13.....	Moriah Mack
2017-18	
Jan. 8.....	Brooke Salas
Jan. 29.....	Brooke Salas
Feb. 19.....	Gia Pack
2018-19	
Nov. 11.....	Brooke Salas
Dec. 24.....	Brooke Salas
Jan. 21.....	Brooke Salas
Feb. 11.....	Brooke Salas
March 4.....	Gia Pack
2019-20	
Dec. 9.....	Gia Pack
Jan. 20.....	Gia Pack
CoSIDA Academic All-Americans	
First Team	
Jeanette Feaster.....	1986
Third Team	
Wendy Ray.....	1998
CoSIDA Academic Distric V All-Americans	
Judy Phillips.....	1987
Academic All-Conference	
High Country Athletic Conference	
Wendy Czelusniak.....	1990
Lynette Eggers.....	1990
Colette Flack.....	1990
Traci Reindle.....	1990
Wendy Czelusniak.....	1989
Lynette Eggers.....	1989
Colette Flack.....	1989
Beth Hamil.....	1989
Alaine Pierce.....	1989
Traci Reindle.....	1989
Meredith Sanders.....	1989
Beth Hamil.....	1988
Judy Phillips.....	1988
Kris Veatch.....	1988
Beth Hamil.....	1987
Judy Phillips.....	1987
Kris Veatch.....	1987
Jeanette Feaster.....	1986
Judy Phillips.....	1986
Kris Veatch.....	1986
Jeanette Feaster.....	1985
Judy Phillips.....	1985
Jill Spaschak.....	1985
Kris Veatch.....	1985
Brenda Wees.....	1983
Becky Brown.....	1984
Jeanette Feaster.....	1984
Tana Fallon.....	1983
Jeanette Feaster.....	1983
Lee Anne Grosso.....	1983
Susan Kubala.....	1983
Big West Conference	
Erin Hackey.....	2000
Melanie Maynes.....	2000
Stella Candelaria.....	1999
Chelsea DeMarte.....	1999
Chelsea DeMarte.....	1998
Nanel Francisco.....	1998
Erin Hackey.....	1998
Wendy Ray.....	1998

Nanel Francisco.....	1997
Wendy Ray.....	1997
Jamie Stimson.....	1995
Michelle Fiala.....	1994
Sun Belt Conference	
Nicole Black.....	2004
Princess Moore.....	2004
Morgan Overman.....	2004
Mari Sanchez.....	2003
Jenia Dimitov.....	2003
Western Athletic Conference	
*Denotes All-Freshman/Transfer team (2008-Pres.)	
Jade Bradley.....	2021
Taylor Donaldson.....	2021
Tayelin Grays.....	2021
Adrianna Henderson.....	2021
Soufia Inoussa.....	2021
Molly Kaiser.....	2021
Amanda Soderqvist.....	2021
Nana Sule.....	2021
Micayla Buckner.....	2021
Soufia Inoussa.....	2021
Amanda Soderqvist.....	2021
Brandee Walton.....	2017
Brianna Freeman.....	2016
Sasha Weber.....	2016
Brianna Freeman.....	2015
Sasha Weber.....	2015
Elena Holguin.....	2014
Bradley Nash.....	2014
Christina Fletcher.....	2013
Elena Holguin.....	2013
Malia Magazzeni.....	2013
Kelsie Rozendaal.....	2013
Simone Ruedin.....	2012
Christina Fletcher.....	2012
Christina Fletcher.....	2011
Malia Magazzeni.....	2011
Kaitlyn Soto.....	2011
Madison Spence.....	2011
Tabytha Wampler.....	2011
Crystal Boyd.....	2010
Christina Fletcher*.....	2010
Malia Magazzeni*.....	2010
Kelsie Rozendaal.....	2010
Kaitlyn Soto.....	2010
Tabytha Wampler.....	2010
Madison Spence.....	2009
Kelsie Rozendaal*.....	2009
Kaitlyn Soto*.....	2009
Tabytha Wampler*.....	2009
Sherell Neal.....	2008
Irma Kmitait-Smith.....	2008
Madison Spence*.....	2008
Sherell Neal.....	2007
Carla Denning.....	2006
Jenean Ford.....	2006
Marissa Maffei.....	2006
Sherell Neal.....	2006



1. ANITA MAXWELL 2,601
#40 • F • 5-11 • Dallas, Texas (Lake Highlands HS)
 School's only all-America selection...earned three (1994-96) Kodak and AP Honorable Mention All-American accolades... holds every NM State scoring record and is the all-time rebounder...became the first player in NCAA history to record 2,500 points, 1,000 rebounds and 300 steals in a career...named the Big West Conference Player of the Week a record 13 times... only NM State player drafted into WNBA, as the Cleveland Rockers drafted her with the 29th pick in 1997.

Year	GP-GS	FG-A	Pct	3FG-A	Pct	FT-A	Pct	Rebs	Avg	Ast	TO	Stl	Blk	Pts	Avg
1992-93	28-22	236-422	.559	--	--	66-101	.653	287	10.3	29	68	50	14	538	19.2
1993-94	32-32	258-459	.562	--	--	98-144	.681	290	9.1	35	92	108	14	614	19.2
1994-95	29-29	288-494	.583	2-8	.250	160-211	.758	286	9.9	39	54	107	12	738	25.4
1995-96	30-30	286-520	.550	1-7	.143	138-198	.697	326	10.9	48	96	72	6	711	23.7
Totals	119-113	1068-1895	.564	3-15	.200	462-654	.706	1189	10.0	151	310	337	46	2601	21.9



2. BROOKE SALAS 1,931
#2 • G • 5-11 • Placentia, Calif. (El Dorado HS)
 Just the second player in school history to score 1,900 points...Her 153 career blocks are a school record...Tied the school record for blocks with 11 vs. Alcorn State on Dec. 21...Fifth All-time in scoring in the Western Athletic Conference...led the 2018-19 teams to 26 wins, tied for the school record...WAC Regular-Season champion all four years with three NCAA tournament Appearances...First player in WAC history to win Player of the Year and Defensive Player of the Year in the same season (2018-19)...two-time WAC Player of the Year...had two of the top ten scoring seasons in school history.

Year	GP-GS	FG-A	Pct	3FG-A	Pct	FT-A	Pct	Rebs	Avg	Ast	TO	Stl	Blk	Pts	Avg
2015-16	31-30	118-272	.434	26-87	.299	29-38	.763	144	4.6	34	73	35	20	291	9.4
2016-17	31-31	151-361	.418	52-138	.377	65-77	.844	202	6.5	62	98	47	26	419	13.5
2017-18	31-31	231-504	.458	54-141	.383	76-91	.835	240	7.7	51	71	68	56	592	19.1
2018-19	33-33	242-507	.477	29-100	.290	116-162	.716	367	11.1	99	109	83	54	629	19.1
Totals	126-125	742-1644	.451	161-466	.345	286-368	.777	953	7.6	246	351	233	156	1,931	15.3



3. ANDREA KABWASA 1,788
#13 • G/F • 5-10 • Hawthorne, Calif. (Hawthorne HS)
 Only player in school history to rank in the top three in career scoring, field goals made, assists and steals...one of just three players to score over 1,700 career points...her 224 assists in her senior season are a program record...had a school record 17 assists, Dec. 30, 1991 vs. Arizona in a 100-97 loss in the Pan American Center...tied the school record for most field goals attempted in a game with 30 (12/3/91)...one of five players in school history to go 10-for-10 at the free-throw line in a single game...one of just three players to be named to an all-conference team four times.

Year	GP-GS	FG-A	Pct	3FG-A	Pct	FT-A	Pct	Rebs	Avg	Ast	TO	Stl	Blk	Pts	Avg
1987-88															
1988-89	29-29	127-293	.433	2-7	.286	58-82	.707	140	4.8	120	96	39	11	314	10.8
1989-90	29-29	157-347	.452	3-12	.250	36-42	.857	126	4.3	63	84	67	4	353	12.2
1990-91	31-31	212-423	.501	1-7	.143	75-90	.833	197	6.4	92	107	70	2	500	16.1
1991-92	31-31	251-496	.506	2-15	.133	117-156	.750	215	6.9	224	161	97	23	621	20.0
Totals	120-120	747-1559	.479	8-41	.195	286-370	.773	675	5.6	499	448	273	40	1788	14.9



4. KRIS VEATCH 1,768
#34 • F • 5-11 • Zionsville, Ind. (Zionsville HS)
 Veatch led NM State to two NCAA Tournament appearances (1987 & 1988)...a four-time All-High Country Athletic Conference selection and four-time academic all-conference honoree...her 36-point game against UT San Antonio, Feb. 23, 1988, is tied for the third-highest individual scoring game in school history...scored 30 points in six different games, third most in program history... had a 84-31 (.730) record in her four years at New Mexico State, including three-straight 20-win seasons...led the 1987-88 team to a school record 26 wins.

Year	GP-GS	FG-A	Pct	3FG-A	Pct	FT-A	Pct	Rebs	Avg	Ast	TO	Stl	Blk	Pts	Avg
1984-85	28-	93-192	.484	--	--	51-85	.600	176	6.3	13	51	26	8	237	8.5
1985-86	28-	144-294	.489	--	--	78-146	.534	242	8.6	20	61	20	3	366	13.0
1986-87	30-30	230-445	.517	--	--	122-169	.722	225	7.5	27	68	34	8	582	19.4
1987-88	29-29	237-415	.571	--	--	108-154	.708	323	11.1	47	67	57	17	583	20.1
Totals	115-59	704-1346	.523	--	--	360-554	.649	966	8.4	107	247	137	36	1768	15.4



5. Gia Pack #30 • G • 5-10 • Phoenix, Ariz. (South Mountain HS) 1,672

Year	GP-GS	FG-A	Pct	3FG-A	Pct	FT-A	Pct	Rebs	Avg	Ast	TO	Stl	Blk	Pts	Avg
2016-17	31-1	76-203	.374	31-101	.307	20-31	.645	98	3.2	42	51	27	7	203	6.5
2017-18	31-31	194-419	.463	41-115	.357	68-84	.810	237	7.6	56	74	29	13	497	16.0
2018-19	33-32	201-457	.440	55-151	.364	102-131	.779	229	6.9	117	94	68	15	559	16.9
2019-20	23-22	147-368	.399	48-123	.390	71-85	.835	217	9.4	95	77	38	8	413	18.0
Totals	118-86	618-1447	.427	175-490	.357	261-331	.789	781	6.6	270	296	162	43	1672	14.2



11. Sherell Neal #2 • F • 6-0 • Phoenix, Ariz. (Alhambra HS) 1,436

Year	GP-GS	FG-A	Pct	3FG-A	Pct	FT-A	Pct	Rebs	Avg	Ast	TO	Stl	Blk	Pts	Avg
2004-05	28-15	105-223	.471	0-3	.000	32-70	.457	193	6.9	28	41	45	29	242	8.6
2005-06	30-12	110-250	.440	5-14	.357	30-61	.492	195	6.5	27	58	46	21	255	8.5
2006-07	31-31	191-431	.443	11-34	.324	95-136	.699	335	10.8	69	96	67	44	488	15.7
2007-08	32-32	182-361	.504	15-34	.441	72-101	.713	326	10.2	53	66	58	32	451	14.1
Totals	121-90	588-1265	.465	31-85	.365	229-368	.622	1049	8.7	177	261	216	126	1436	11.9

12. Melanie Maynes #5 • G • 5-7 • Deming, N.M. (Deming HS) 1,392

Year	GP-GS	FG-A	Pct	3FG-A	Pct	FT-A	Pct	Rebs	Avg	Ast	TO	Stl	Blk	Pts	Avg
1998-99	26-25	83-177	.469	7-14	.500	74-93	.796	199	7.7	26	67	34	2	247	9.5
1999-00	26-25	132-293	.451	13-46	.283	94-119	.790	201	7.7	36	84	30	3	371	14.3
2000-01	23-15	81-189	.429	23-60	.383	58-80	.725	89	3.7	38	78	30	3	243	10.6
2001-02	25-25	126-320	.394	34-103	.330	65-85	.765	201	8.0	72	110	30	3	351	14.0
Totals	100-90	422-979	.431	77-223	.345	291-377	.772	690	6.9	172	339	124	11	1392	13.9

13. Princess Moore #10 • G • 5-7 • Irvine, Texas (MacArthur HS) 1,387

Year	GP-GS	FG-A	Pct	3FG-A	Pct	FT-A	Pct	Rebs	Avg	Ast	TO	Stl	Blk	Pts	Avg
2000-01	28-11	93-238	.391	14-36	.389	62-100	.620	94	3.4	39	85	51	2	262	9.4
2001-02	29-23	146-349	.418	31-81	.383	88-121	.727	141	4.9	54	95	73	1	411	14.2
2002-03	28-13	97-240	.404	23-57	.404	65-99	.657	95	3.4	51	97	45	0	282	10.1
2003-04	29-29	148-409	.362	49-177	.277	87-117	.744	175	6.0	42	73	61	0	432	14.9
Totals	114-76	484-1236	.391	117-351	.333	302-437	.691	505	4.4	186	350	230	3	1387	12.2

14. Sinnamonn Garrett #31 • G • 5-10 • La Crescenta, Calif. (Crescenta Valley HS) 1,344

Year	GP-GS	FG-A	Pct	3FG-A	Pct	FT-A	Pct	Rebs	Avg	Ast	TO	Stl	Blk	Pts	Avg
2000-01	25-10	76-181	.420	21-64	.328	32-51	.627	73	2.9	35	73	33	5	205	8.2
2001-02	27-9	83-222	.374	31-111	.279	33-42	.786	78	2.9	26	74	32	3	230	8.5
2002-03	28-24	160-335	.478	68-137	.496	71-85	.835	137	4.9	52	102	41	2	459	16.4
2003-04	29-28	159-375	.424	54-158	.342	78-100	.780	152	5.2	38	91	51	4	450	15.5
Totals	109-71	478-1113	.429	174-470	.370	214-278	.770	440	4.0	151	340	157	14	1344	12.3

15. Jeanette Feaster #20 • G • 5-7 • Millersburg, Pa. (Susquehanna HS) 1,323

Year	GP-GS	FG-A	Pct	3FG-A	Pct	FT-A	Pct	Rebs	Avg	Ast	TO	Stl	Blk	Pts	Avg
1982-83	9-	9-27	.333	--	--	15-17	.882	12	1.3	10	--	--	--	33	3.7
1983-84	28-	196-445	.440	--	--	69-91	.758	80	2.9	67	--	--	--	464	16.6
1984-85	28-	169-364	.464	--	--	80-109	.734	68	2.4	101	103	67	3	420	15.0
1985-86	28-	167-358	.466	--	--	72-110	.654	69	2.4	101	63	77	1	406	14.5
Totals	93-	541-1194	.453	--	--	236-327	.722	229	2.5	279	--	224	--	1323	14.2

Note: Season statistics from 1982-83 are incomplete for games started, turnovers, steals and blocked shots...

16. Tabytha Wampler #33 • F • 6-1 • Cottonwood, Calif. (West Valley HS) 1,254

Year	GP-GS	FG-A	Pct	3FG-A	Pct	FT-A	Pct	Rebs	Avg	Ast	TO	Stl	Blk	Pts	Avg
2008-09	31-27	87-214	.407	8-17	.471	41-67	.612	155	5.0	38	88	10	29	223	7.2
2009-10	32-32	88-189	.466	5-9	.556	47-66	.712	223	7.0	41	81	16	21	228	7.1
2010-11	32-32	133-281	.473	2-5	.400	137-161	.851	242	7.6	58	81	5	21	405	12.7
2011-12	30-30	150-368	.408	20-79	.253	78-104	.750	269	9.0	47	118	8	18	398	13.3
Totals	125-121	458-1052	.435	35-110	.318	303-398	.761	889	7.1	184	368	39	89	1254	10.0

17. Anna Boldt #24 • F • 6-0 • Victoria, Texas (Victoria HS) 1,241

Year	GP-GS	FG-A	Pct	3FG-A	Pct	FT-A	Pct	Rebs	Avg	Ast	TO	Stl	Blk	Pts	Avg
1979-80	25-	74-159	.465	--	--	23-40	.573	120	4.8	22	--	--	--	171	6.8
1980-81	36-	203-427	.475	--	--	58-89	.651	211	5.8	40	--	--	--	464	12.8
1982-83	26-	145-334	.434	--	--	42-54	.778	157	6.0	64	--	--	--	333	12.8
1983-84	22-	131-280	.468	--	--	29-44	.659	141	6.4	34	--	--	--	273	12.4
Totals	109-	553-1200	.461	--	--	152-227	.670	629	5.8	160	--	--	--	1241	11.4

18. Mari Sanchez #12 • G • 5-4 • Las Cruces, N.M. (Oñate HS) 1,196

Year	GP-GS	FG-A	Pct	3FG-A	Pct	FT-A	Pct	Rebs	Avg	Ast	TO	Stl	Blk	Pts	Avg
1999-00	26-26	101-253	.399	65-183	.355	35-39	.897	67	2.6	49	72	16	0	302	11.6
2000-01	28-28	83-222	.374	60-157	.382	27-33	.818	64	2.3	70	60	30	0	253	9.0
2001-02	29-29	112-329	.340	84-253	.332	20-24	.833	83	2.9	115	82	28	0	328	11.3
2002-03	28-28	105-280	.375	74-211	.351	29-37	.784	99	3.5	98	62	15	0	313	11.2
Totals	111-111	401-1084	.370	283-804	.352	111-133	.835	313	2.8	332	276	89	0	1196	10.8

19. Donna Goggin #15 • G • 5-9 • Las Cruces, N.M. (Mayfield HS) 1,163

Year	GP-GS	FG-A	Pct	3FG-A	Pct	FT-A	Pct	Rebs	Avg	Ast	TO	Stl	Blk	Pts	Avg
1975-76	--	--	--	--	--	39-	--	--	--	--	--	--	--	180	9.0
1976-77	28-	175-425	--	--	--	65-95	.684	246	8.8	--	--	--	--	415	14.7
1977-78	29-	--	--	--	--	--	--	--	--	--	--	--	--	--	--
1978-79	--	--	.476	--	--	--	.706	--	--	--	--	--	--	--	--
Totals	92-	498-1134	.439	--	--	144-223	.646	616	6.7	--	--	--	--	1163	12.6

Note: Career and year-by-year statistics for Goggin are incomplete.

20. Ann McReynolds #43 • C • 6-1 • Albuquerque, N.M. (Highland HS) 1,162

Year	GP-GS	FG-A	Pct	3FG-A	Pct	FT-A	Pct	Rebs	Avg	Ast	TO	Stl	Blk	Pts	Avg
1975-76	18-	113-222	.509	--	--	43-84	.512	262	14.6	--	--	--	--	261	14.5
1976-77	28-	208-494	.423	--	--	--	--	392	14.0	--	--	--	--	455	16.3
1977-78	29-	207-427	.485	--	--	--	--	392	13.5	--	--	--	--	446	15.4
Totals	75-	529-1143	.463	--	--	?-252	--	1046	13.9	--	--	--	--	1162	15.5

Note: Career and year-by-year statistics for McReynolds are incomplete.

21. Moriah Mack #35 • G • 5-8 • San Antonio, Texas (Reagan HS) 1,155

Year	GP-GS	FG-A	Pct	3FG-A	Pct	FT-A	Pct	Rebs	Avg	Ast	TO	Stl	Blk	Pts	Avg
2013-14	31-26	91-222	.410	15-48	.313	27-56	.482	139	4.5	54	61	32	7	224	7.2
2014-15	30-29	95-200	.475	18-47	.383	36-31	.590	160	5.3	79	55	58	2	244	8.1
2015-16	23-4	108-234	.462	17-55	.309	35-56	.625	125	5.4	50	35	40	0	268	11.7
2016-17	31-31	167-345	.484	35-79	.443	50-70	.714	124	4.0	81	50	61	9	419	13.5
Totals	115-90	461-1001	.461	85-229	.371	148-243	.606	541	4.7	262	201	191	18	1140	10.0

22. Paulina Blunt #35 • F • 6-1 • Las Cruces, N.M. (Oñate HS) 1,148

Year	GP-GS	FG-A	Pct	3FG-A	Pct	FT-A	Pct	Rebs	Avg	Ast	TO	Stl	Blk	Pts	Avg
1989-90	29-0	60-113	.531	--	--	20-37	.541	94	3.2	7	29	17	14	140	4.8
1990-91*	6-0	13-25	.520	--	--	6-8	.750	13	2.2	2	5	1	2	32	5.3
1991-92	31-2	69-177	.390	0-1	.000	44-64	.688	159	5.1	12	47	22	7	182	

POINTS

Player	Points
1. Anita Maxwell at UC Irvine (Jan. 8, 1995).....	40
2. Danesia Williamson vs. UTPA^ (March 12, 2014).....	37
Anita Maxwell vs. Long Beach State (Feb. 9, 1996).....	37
4. Gia Pack vs. Kansas City (March 15).....	36
Danesia Williamson vs. Seattle (Feb. 8, 2014).....	36
Abby Scott vs. Chicago State (Jan. 16, 2014).....	36
Anita Maxwell vs. UC Irvine (Feb. 5, 1996).....	36
Anita Maxwell at SMU (Dec. 1, 1995).....	36
Tracey Goetsch vs. Long beach State (Feb. 27, 1992).....	36
Kris Veatch vs. UTSA (Feb. 23, 1988).....	36

REBOUNDS

Player	Rebounds
1. Ann McReynolds vs. UTEP (Dec. 6, 1977).....	29
2. Ann McReynolds vs. Colorado State (Jan. 16, 1976).....	28
3. Ann McReynolds at Northern Colorado (Jan. 23, 1976).....	27
4. Ann McReynolds vs. Utah (Feb. 14, 1976).....	25
5. Ann McReynolds vs. Northern Colorado (Nov. 14, 1977).....	24
6. Brooke Salas vs. Alcorn State (Dec. 21, 2018).....	22
7. Tabytha Wampler at Houston (Nov. 11, 2011).....	18
Tabytha Wampler vs. Northern Iowa (Nov. 27, 2010).....	18
Sherell Neal vs. Boise State (Jan. 10, 2008).....	18
Sherell Neal at Utah State (Feb. 22, 2007).....	18
Jenean Ford vs. New Mexico (Dec. 21, 2005).....	18

ASSISTS

Player	Assists
1. Andrea Kabwasa vs. Arizona (Dec. 30, 1991).....	17
2. Zaire Williams at Pepperdine (Dec. 17, 2017).....	16
3. Connie Vau vs. UC Santa Barbara (Jan. 3, 1995).....	15
4. Mari Sanchez vs. Idaho (Nov. 17, 2001).....	14
Andrea Kabwasa vs. Wyoming (Feb. 18, 1989).....	14
6. Rebecca Fresquez vs. Nevada (Jan. 7, 1996).....	13
Connie Vau vs. Long Beach State (Feb. 26, 1994).....	13
Connie Vau at Texas (Jan. 2, 1994).....	13
Alisha Cole vs. Pacific (March 10, 1993).....	13
Caron Krueger vs. Idaho State (Feb. 14, 1981).....	13
Barb Weiner vs. Pacific (Dec. 27, 1979).....	13

FIELD GOALS MADE

Player	FGM
1. Anita Maxwell at Texas (Jan. 2, 1994).....	16
Tami Edwards vs. Odessa JC (Dec. 14, 1979).....	16
3. Bigue Sarr vs. SAGU American Indian (Dec. 28, 2021).....	15
Anita Maxwell vs. Hawaii (March 8, 1996).....	15
Anita Maxwell at SMU (Dec. 1, 1995).....	15
Kris Veatch at Southwestern Missouri State (Dec. 17, 1986).....	15
Colleen Crownhart at Weber State (Feb. 6, 1982).....	15
8. Brooke Salas vs. Chicago State (Jan. 6, 2018).....	14
9. Gia Pack vs. New Mexico (Dec. 2, 2017).....	13
10. Brooke Salas vs. Alcorn State (Dec. 21, 2018).....	13

FIELD GOALS ATTEMPTED

Player	FGA
1. Anita Maxwell at San Jose State (Feb. 17, 1997).....	30
Andrea Kabwasa at Texas Tech (Dec. 3, 1991).....	30
3. Anita Maxwell at Texas (Jan. 2, 1994).....	29
Vicki Evans vs. Texas Tech (Dec. 29, 1987).....	29
Ann McReynolds at BYU (Feb. 4, 1977).....	29
6. Danesia Williamson at Grand Canyon (March 6, 2014).....	28
Nikia Jawara at Idaho (Jan. 24, 2007).....	28
8. Brooke Salas vs. Chicago State (Jan. 6, 2018).....	27
9. Stefanie Gilbreath at Idaho (Feb. 7, 2013).....	26
Princess Moore at San Diego (Dec. 4, 2003).....	26
Brooke Salas vs. New Mexico (dec. 15).....	26

FIELD GOAL PERCENTAGE (Min. 9 attempts)

Player	FG Pct.
1. Renee Perkins at Cheyney State (Jan. 10, 1986).....	11-11 (1.000)
2. Bigue Sarr vs. SAGU American Indian (Dec. 28, 2021).....	15-16 (.938)
3. Jeanette Feaster vs. McNeese State (Dec. 20, 1985).....	12-13 (.923)
Anna Boldt at Amarillo (Nov. 7, 1980).....	12-13 (.923)
5. Judy Bell at Stephen F. Austin (Dec. 22, 1992).....	10-11 (.909)
Leanne Grosso at Utah State (Feb. 20, 1981).....	10-11 (.909)
7. Stabresa Mcdaniel vs. Chicago State (MARCH 2, 2019).....	9-10 (.900)
8. Brianna Freeman at UT Rio Grande Valley (Jan. 30, 2016).....	8-9 (.889)
Gia Pack vs. Northern NM (Nov. 26, 2018).....	8-9 (.889)
10. Danisha Corbett at Boise State (Jan. 27, 2011).....	10-12 (.833)
Jenean Ford vs. Fresno State (Jan. 26, 2006).....	10-12 (.833)
Gia Pack at Utah Valley (Jan. 20, 2018).....	10-12 (.833)

3-POINT FIELD GOALS MADE

Player	3FGM
1. Abby Scott vs. Chicago State (Jan. 16, 2014).....	11
2. Mari Sanchez vs. UL-Lafayette (Feb. 23, 2002).....	10
3. Abby Scott vs. Utah Valley (Feb. 27, 2014).....	8
4. Sasha Weber vs. Northern Arizona (Nov. 28, 2015).....	7
Zaire Williams at Southern Utah (Dec. 29, 2014).....	7
Danesia Williamson vs. UMKC (Jan. 18, 2014).....	7
Danisha Corbett at Boise State (Jan. 27, 2011).....	7
Jenia Dimitrova at New Mexico (Dec. 3, 2002).....	7
Mari Sanchez at Wichita State (Dec. 6, 2001).....	7
10. 20 tied.....	6

3-POINT FIELD GOALS ATTEMPTED

Player	3FGA
1. Abby Scott vs. Chicago State (Jan. 16, 2014).....	20
2. Jenia Dimitrova at New Mexico (Dec. 3, 2002).....	17
Mari Sanchez vs. UL-Lafayette (Feb. 23, 2002).....	17
Mari Sanchez at Utep (Dec. 20, 2001).....	17
Mari Sanchez at Wichita State (Dec. 6, 2001).....	17
6. Abby Scott vs. Missouri-Kansas City (Jan. 18, 2014).....	15
Cecilia Russell-Nava at UTEP (Nov. 22, 2006).....	15
Mari Sanchez at UALR (Feb. 14, 2002).....	15
Mari Sanchez at Cal State Fullerton (Jan. 16, 2000).....	15
10. Sasha Weber at Utah Valley (Jan. 24, 2015).....	14
Abby Scott at Sacramento State (Nov. 20, 2014).....	14
Cecilia Russell-Nava vs. New Mexico (Dec. 21, 2005).....	14
Mari Sanchez at UTEP (Dec. 7, 2002).....	14

3-POINT FIELD GOAL PERCENTAGE (Min. 5 attempts)

Player	3FG Pct.
1. Alexis Dunkley vs. UC Santa Barbara (Jan. 24, 1998).....	6-6 (1.000)
Colette Flack at UTEP (Nov. 28, 1990).....	5-5 (1.000)
Sinnamonn Garrett at Idaho State (Dec. 28, 2002).....	5-5 (1.000)
4. Elena Holguin at Cal Poly (Nov. 18, 2013).....	6-7 (.857)
Cecilia Russell-Nava vs. New Orleans (Jan. 15, 2005).....	6-7 (.857)
Jenia Dimitrova vs. Middle Tennessee (Jan. 10, 2002).....	6-7 (.857)
Brooke Crawford vs. Cal Poly (Feb. 19, 1999).....	6-7 (.857)
Brooke Salas vs. UTEP (Dec. 10, 2017).....	6-7 (.857)
9. Gia Pack at Utah Valley (Jan. 20, 2018).....	5-6 (.833)
Gia Pack vs. Chicago State (March 7, 2018).....	5-6 (.833)
Monique Mills vs. Northeastern (Dec. 20, 2017).....	5-6 (.833)

FREE THROWS MADE (Min. 8 attempts)

Player	FTs Made
1. Danesia Williamson vs. UTPA^ (March 12, 2014).....	17
2. Caron Krueger vs. Phillips (Jan. 17, 1979).....	16
3. Tabytha Wampler vs. Utah (Dec. 22, 2010).....	15
Christa Millham vs. Nevada (Feb. 21, 1999).....	15
Anita Maxwell at Pacific (Jan. 29, 1995).....	15
6. Danesia Williamson vs. Seattle U (Feb. 8, 2014).....	14
Vanessa Garner vs. Boise State (Nov. 14, 2013).....	14
Danesia Williamson vs. Utah State (Feb. 16, 2013).....	14
Anita Maxwell vs. UC Irvine (Feb. 5, 1995).....	14
Vicki Evans vs. Creighton (Feb. 6, 1988).....	14
Kris Veatch vs. BYU (Jan. 29, 1987).....	14
Tami Edwards vs. Colorado (Feb. 7, 1980).....	14

REE THROWS ATTEMPTS

Player	FT Attempts
1. Caron Drueger vs. Phillips (Dec. 17, 1979).....	21
2. Anita Maxwell at Pacific (Jan. 29, 1995).....	19
3. Tabytha Wampler vs. Utah (Dec. 22, 2010).....	18
Anita Maxwell vs. UC Irvine (Feb. 5, 1995).....	18
Vicki Evans at Creighton (Feb. 20, 1988).....	18
Kris Veatch vs. BYU (Jan. 29, 1987).....	17
7. Denesia Williamson vs. Seattle U (Feb. 8, 2014).....	16
Danesia Williamson vs. Utah State (Feb. 16, 2013).....	16
Tabytha Wampler vs. CSUN (Dec. 5, 2010).....	16
Keairra Moore vs. Alcorn State (Nov. 29, 2003).....	16
Princess Moore at South Alabama (Jan. 5, 2002).....	16

FREE THROWS PERCENTAGE (Min. 8 attempts)

Player	FT Pct.
1. Vanessa Garner vs. Boise State (Nov. 14, 2013).....	14-14 (1.000)
2. Tamera William vs. New Mexico (Nov. 30, 2016).....	12-12 (1.000)
3. Adrianna Henderson vs. Chicago State (Feb. 26, 2022).....	10-10 (1.000)
Gia Pack at CSU Bakersfield (Jan. 30, 2020).....	10-10 (1.000)
Tamera William vs. Pepperdine (Nov. 23, 2016).....	10-10 (1.000)
Tabytha Wampler at San José State (Jan. 8, 2011).....	10-10 (1.000)
Danish Corbett vs. Loyola (Nov. 28, 2008).....	10-10 (1.000)
Jenean Ford vs. Fresno State (March 8, 2006).....	10-10 (1.000)
Princess Moore vs. CSUN (Dec. 16, 2001).....	10-10 (1.000)
Melanie Maynes vs. Pacific (Jan. 21, 2000).....	10-10 (1.000)
Andrewa Kabwasa vs. UC Santa Barbara (Feb. 29, 1992).....	10-10 (1.000)

STEALS

Player	Steals
1. Ann McReynolds vs. UTEP (Feb. 11, 1978).....	11
2. Anna Boldt vs. BYU (Jan. 27, 1983).....	10
3. Anita Maxwell at New Mexico (Dec. 7, 1994).....	9
Vicki Evans vs. Creighton (March 4, 1989).....	9
Anna Boldt vs. Colorado State (March 12, 1983).....	9
6. Princess Moore at San Diego (Dec. 4, 2003).....	8
7. Gia Pack vs. Chicago State (March 13, 2019).....	7
Brooke Salas at North Dakota State (Nov. 13, 2015).....	7
Sherell Neal at Hawai'i (Jan. 4, 2007).....	7
Princess Moore vs. Northern Illinois (Dec. 28, 2003).....	7
Sinnamonn Garrett at CSUN (Nov. 27, 2002).....	7
Princess Moore vs. CU-Colorado Springs (Nov. 18, 2000).....	7

BLOCKED SHOTS

Player	Blocks
1. Ann McReynolds vs. UTEP (Dec. 6, 1977).....	11
Brooke Salas vs. Alcorn State (Dec. 21, 2018).....	11
3. Niki Holt vs. Nevada (Feb. 13, 2009).....	10
Ann McReynolds vs. Arizona (March 4, 1978).....	10
5. Ann McReynolds at UTEP (Feb. 11, 1978).....	9
Ann McReynolds vs. Colorado (Feb. 4, 1978).....	9
7. Brianna Freeman vs. Weber State (Nov. 28, 2014).....	7
8. Brooke Salas vs. UCSB (Dec. 29, 2017).....	6
9. Crystal Boyd vs. Nevada (Jan. 30, 2010).....	5
Niki Holt vs. Fresno State (Jan. 18, 2009).....	5
Niki Holt vs. San José State (Jan. 16, 2009).....	5
Niki Holt vs. New Mexico (Dec. 19, 2006).....	5
Brooke Salas vs. CSU Bakersfield (Jan. 13, 2018).....	5



2020-21 - NM STATE VS. SEATTLE U IN WAC TOURNAMENT MARCH 10, 2021



2011-12 - NM STATE VS. UC SANTA BARBARA DEC. 9, 2011



2018-19 - NM STATE VS. UTRGV - WAC CHAMPIONSHIP MARCH 16, 2019



POINTS

Player	G	Avg.	Points
1. Anita Maxwell (1994-95)	29	25.4	738
2. Anita Maxwell (1995-96)	30	23.7	711
3. Vicki Evans (1988-89)	29	23.1	671
4. Andrea Kabwasa (1991-92)	31	20.0	621
5. Anita Maxwell (1993-94)	32	19.2	614
6. Tami Edwards (1979-80)	34	18.0	611
Brooke Salas (2018-19)	32	19.1	611
8. Brooke Salas (2017-18)	31	19.1	592
9. Kris Veatch (1987-88)	29	20.1	583
10. Kris Veach (1986-87)	30	19.4	582

REBOUNDS

Player	G	Avg.	Reb.
1. Ann McReynolds (1977-78)	29	13.5	392
Ann McReynolds (1976-77)	28	14.0	392
3. Brooke Salas (2018-19)	33	11.2	367
4. Vicki Burnham (1976-77)	28	12.4	247
5. Sherell Neal (2006-07)	31	10.8	335
6. Sherell Neal (2007-08)	32	10.2	326
Anita Maxwell (1995-96)	30	10.9	326
8. Kris Veatch (1987-88)	29	11.1	323
9. Tracey Goetsch (1991-92)	31	10.3	319
10. Paulina Blunt (1992-92)	27	11.5	310

ASSISTS

Player	G	Avg.	Assists
1. Andrea Kabwasa (1991-92)	31	7.2	224
2. Connie Vau (1993-94)	932	6.5	209
3. Tia Thomas (1990-91)	31	6.6	205
4. Barb Weiner (1981-82)	30	6.1	183
5. Alisha Cole (1992-93)	28	6.1	171
Barb Weiner (1980-81)	36	4.8	171
7. Connie Vau (1994-95)	29	5.7	165
8. Rebecca Fresquez (1995-96)	30	5.4	163
9. Zaire Williams (2017-18)	31	5.2	161
10. Tia Thomas (1989-90)	28	5.4	151

STEALS

Player	G	Avg.	Steals
1. Anita Maxwell (1993-94)	32	3.4	108
2. Anita Maxwell (1994-95)	29	3.9	107
3. Andrea Kabwasa (1991-92)	31	3.1	97
4. Alisha Cole (1992-93)	28	3.3	92
5. Jasmine Lowe (2010-11)	32	2.7	87
6. Alisha Cole (1991-92)	31	2.8	86
7. Brooke Salas (2018-19)	33	2.5	83
8. Barb Weiner (1981-82)	30	2.6	79
Barb Weiner (1980-81)	36	2.2	79
10. Jeanette Feaster (1985-86)	28	2.8	77

BLOCKED SHOTS

Player	G	Avg.	Blocks
1. Ann McReynolds (1977-78)	29	3.5	101
2. Annette Robinson (1996-97)	27	2.5	68
3. Niki Holt (2008-09)	28	2.2	61
4. Brooke Salas (2017-18)	31	1.8	56
5. Brooke Salas (2018-19)	33	1.6	54
6. Crystal Boyd (2009-10)	32	1.6	51
7. Sherell Neal (2006-07)	31	1.4	44
8. Brianna Freeman (2015-16)	28	1.5	41
9. Annette Robinson (1994-95)	29	1.4	39
10. Carla Denning (2007-08)	32	1.1	36
Judy Bell (1993-94)	32	1.1	36
Carrie Saidat (1999-2000)	26	1.4	36
Niki Holt (2006-07)	28	1.2	34

FIELD GOALS MADE

Player	G	Avg.	FGM
1. Anita Maxwell (1994-95)	29	9.9	288
2. Anita Maxwell (1995-96)	30	9.5	286
3. Vicki Evans (1988-89)	29	9.3	269
4. Anita Maxwell (1993-94)	32	8.1	258
5. Ann McReynolds (1967-77)	28	9.0	251
6. Brooke Salas (2018-19)	33	7.3	242
7. Kris Veatch (1987-88)	29	8.2	237
8. Anita Maxwell (1992-93)	28	8.4	236
9. Tami Edwards (1979-80)	34	6.8	232
10. Brooke Salas (2017-18)	31	7.5	231

FIELD GOALS ATTEMPTED

Player	G	Avg.	FGA
1. Anita Maxwell (1995-96)	30	17.3	520
2. Brooke Salas (2018-19)	33	15.4	507
2. Brooke Salas (2017-18)	31	16.3	504
3. Andrea Kabwasa (1991-92)	31	16.0	496
4. Anita Maxwell (1994-95)	29	17.0	494
Vicki Evans (1988-89)	29	17.0	494
Ann McReynolds (1976-77)	28	17.6	494
7. Stefanie Gilbreath (2012-13)	29	17.0	492
8. Tracey Goetsch (1991-92)	31	15.5	480
Barb Weiner (1981-82)	30	16.0	480
10. Crystal Boyd (2009-10)	32	15.0	478

FIELD GOAL PERCENTAGE (Min. 4 attempts/game)

Player	G	FGM/FGA	FG Pct.
1. Shania Harper (2020-21)	21	52/88	591
2. Anita Maxwell (1994-95)	29	288/494	583
3. Judy Bell (1992-93)	28	75/130	577
4. Vicki Evans (1987-88)	29	222/387	574
5. Kris Veatch (1987-88)	29	237/415	571
6. Tracey Goetsch (1988-89)	29	71/126	563
7. Anita Maxwell (1993-94)	32	258/459	562
8. Anita Maxwell (1992-93)	28	236/422	559
Jeanne Davis (1984-85)	28	109/195	559
10. Annette Robinson (1996-97)	27	125/224	558

3-POINT FIELD GOALS MADE

Player	G	Avg.	3FGM
1. Mari Sanchez (2001-02)	29	2.9	84
2. Sasha Weber (2015-16)	30	2.6	78
Cecilia Russell-Nava (2006-07)	31	2.5	78
4. Sasha Weber (2013-14)	31	2.5	77
5. Mari Sanchez (2002-03)	28	2.6	74
6. Alisha Cole (1992-93)	28	2.6	73
7. Sasha Weber (2014-15)	30	2.4	72
8. Sinnamonn Garrett (2002-03)	28	2.4	68
9. Stefanie Gilbreath (2012-13)	29	2.3	66
10. Mari Sanchez (1999-00)	26	2.5	65

3-POINT FIELD GOALS ATTEMPTED (Min. 2 attempts/game)

Player	G	Avg.	3FGA
1. Cecilia Russell-Nava (2006-07)	31	8.3	257
2. Mari Sanchez (2001-02)	29	8.7	253
3. Alisha Cole (1992-93)	28	7.7	216
4. Abby Scott (2013-14)	31	6.8	211
Mari Sanchez (2002-03)	28	7.5	211
6. Sasha Weber (2013-14)	31	6.7	208
7. Sasha Weber (2014-15)	30	6.8	205
Stefanie Gilbreath (2012-13)	29	7.1	205
9. Sasha Weber (2015-16)	30	6.3	190
10. Mari Sanchez (1990-00)	26	7.0	183

3-POINT FIELD GOAL PERCENTAGE (Min. 50 Attempts)

Player	G	3FGM/3FGA	3FG Pct.
1. Sinnamonn Garrett (2002-03)	28	68/137	496
2. Jenia Dimitrova (2001-02)	28	62/131	473
3. Jill Spaschak (1987-88)	29	53/117	453
Rebecca Fresquez (1996-97)	26	24/53	453
5. Zaire Williams (2016-17)	31	49/109	450
6. Moriah Mack (2016-17)	31	35/79	443
7. Tammy Hickman (1991-92)	31	44/100	440
8. Dee Dee Echols (2020-21)	16*	20/46	435
9. Shrae Johnson (1995-96)	30	51/118	432
10. Sasha Weber (2015-16)	30	78/190	411
11. Irma Kmitaite-Smith (2007-08)	32	30/75	405

*Played 16 games due to Coronavirus pandemic

FREE THROWS MADE

Player	G	Avg.	FT Made
1. Anita Maxwell (1994-95)	29	5.5	160
2. Tami Edwards (1979-80)	34	4.3	147
3. Anita Maxwell (1995-96)	30	4.6	138
4. Tabytha Wampler (2010-11)	32	4.3	137
5. Vicki Evans (1988-89)	29	4.6	133
Tamera William (2016-17)	30	4.4	133
7. Kris Veatch (1986-87)	30	4.1	122
8. Vicki Evans (1987-88)	29	4.1	119
9. Andrea Kabwasa (1991-92)	31	3.8	117
10. Jasmine Lowe (2009-10)	32	3.6	115

FREE THROW PERCENTAGE (Min. 2 attempts/game)

Player	G	FTM/FTA	FT Pct.
1. Judy Phillips (1986-87)	30	65/72	903
2. Judy Phillips (1985-86)	27	54/62	871
3. Judy Phillips (1987-88)	29	58/67	866
4. Tabytha Wampler (2010-11)	32	137/161	851
5. Stefanie Gilbreath (2010-11)	29	94/111	847
6. Brooke Salas (2016-17)	31	65/77	844
7. Sinnamonn Garrett (2002-03)	28	71/85	835
Brooke Salas (2017-18)	31	76/91	835
Gia Pack (2019-20)	31	71/85	835
9. Andrea Kabwasa (1990-91)	31	75/90	833
10. Trecha Kennedy (2004-05)	27	61/74	824





POINTS

Player	G	Avg.	Points
1. Anita Maxwell (1992-96)	119	21.9	2,601
2. Brooke Salas (2015-19)	126	15.3	1,931
3. Andrea Kabwasa (1988-92)	120	14.9	1,788
4. Kris Veatch (1984-88)	115	15.4	1,768
5. Gia Pack (2016-20)	118	14.2	1,672
6. Barb Weiner (1979-83)	121	13.8	1,666
7. Vicki Evans (1985-89)	115	13.6	1,565
8. Tracey Goetsch (1988-92)	120	13.0	1,559
9. Sasha Weber (2012-16)	122	12.4	1,511
10. Madison Spence (2007-11)	121	12.3	1,480

REBOUNDS

Player	G	Avg.	Rebounds
1. Anita Maxwell (1992-96)	119	10.0	1,189
2. Sherell Neal (2004-08)	121	8.7	1,049
3. Ann McReynolds (1975-78)	75	13.9	1,046
4. Brooke Salas (2015-19)	126	7.6	953
5. Kris Veatch (1984-88)	115	8.4	966
6. Tracey Goetsch (1988-92)	120	7.99	946
7. Tabytha Wampler (2008-12)	125	7.11	889
8. Paulina Blunt (1989-94)	125	6.8	848
9. Diane Tschasar (1979-83)	121	6.9	837
10. Vicki Evans (1985-89)	115	6.9	790

ASSISTS

Player	G	Avg.	Assists
1. Tia Thomas (1987-91)	109	4.9	533
2. Connie Vau (1991-95)	105	5.1	531
3. Andrea Kabwasa (1988-92)	120	4.2	499
4. Barb Weiner (1979-83)	121	4.1	496
5. Madison Spence (2007-11)	121	3.0	359
6. Joan Ansloan (1986-90)	85	4.2	356
Zaire Williams (2014-18)	122	2.9	356
8. Alisha Cole (1989-93)	97	3.6	352
9. Rebecca Fresquez (1994-98)	107	3.1	334
10. Mari Sanchez (1999-03)	111	3.0	332

STEALS

Player	G	Avg.	Steals
1. Anita Maxwell (1992-96)	119	2.8	337
2. Andrea Kabwasa (1988-92)	120	2.3	273
3. Brooke Salas (2015-19)	126	1.8	233
4. Barb Weiner (1979-83)	121	1.9	231
5. Tia Thomas (1987-91)	109	2.1	230
Princess Moore (2000-04)	114	2.0	230
7. Tracey Goetsch (1988-92)	120	1.9	226
8. Jeanette Feaster (1982-86)	93	2.4	224
Melanie Maynes (1998-02)	100	2.2	224
10. Alisha Cole (1989-93)	97	2.2	217

BLOCKED SHOTS

Player	G	Avg.	Blocks
1. Brooke Salas (2015-19)	126	1.2	156
2. Sherell Neal (2004-08)	121	1.0	126
3. Ann McReynolds (1975-78)	75	1.7	124
4. Brianna Freeman (2013-17)	119	1.0	123
5. Niki Holt (2005-09)	92	1.3	116
6. Annette Robinson (1995-97)	56	1.9	107
7. Judy Bell (1991-95)	109	0.9	96
8. Carrie Saidat (1997-01)	106	0.9	95
9. Diana Tschasar (1979-83)	121	0.7	82
10. Sasha Weber (2012-16)	118	0.7	78

Field Goals Made

Player	G	Avg.	FGs Made
1. Anita Maxwell (1992-96)	119	9.0	1,068
2. Andrea Kabwasa (1988-92)	120	6.2	747
3. Brooke Salas (2015-19)	126	5.9	742
4. Kris Veatch (1984-88)	115	6.1	704
5. Vicki Evans (1985-89)	115	5.8	666
6. Barb Weiner (1979-83)	121	5.7	658

7. Sherell Neal (2004-08)	121	4.9	588
8. Tracey Goetsch (1988-92)	120	4.8	576
9. Anna Boldt (1979-84)	109	4.9	553
10. Jeannette Feaster (1982-86)	93	5.8	541

Field Goals Attempted

Player	G	Avg.	FGs Attempted
1. Anita Maxwell (1992-96)	119	16.0	1,895
2. Brooke Salas (2015-19)	126	13.0	1,644
3. Andrea Kabwasa (1988-92)	120	13.0	1,559
4. Barb Weiner (1979-83)	121	12.9	1,556
5. Kris Veatch (1984-88)	115	11.8	1,346
6. Madison Spence (2007-11)	121	10.4	1,270
7. Sherell Neal (2004-08)	121	10.4	1,265
8. Vicki Evans (1985-89)	115	10.8	1,238
9. Princess Moore (2000-04)	114	10.8	1,236
10. Sasha Weber (2012-16)	122	10.0	1,225

Field Goal Percentage (min. 250 att.)

Player	G	FGM / FGA	FG Pct.
1. Anita Maxwell (1992-96)	119	1,068 / 1,895	.564
2. Vicki Evans (1985-89)	115	666 / 1,238	.538
3. Kelsie Rozendaal (2008-13)	117	207 / 386	.536
4. Rona Thompson-Raven (1988-91)	81	236 / 446	.529
5. Kris Veatch (1984-88)	115	704 / 1,346	.523
6. Annette Robinson (1994-97)	56	195 / 375	.520
7. Wendy Ray (1995-98)	106	380 / 755	.503
8. Vanja Danilovic (1994-97)	87	125 / 252	.496
9. Tami Edwards (1978-80)	55	307 / 628	.489
10. Brianna Freeman (2013-2017)	120	473 / 1,004	.471

3-Point Field Goals Made

Player	G	Avg.	3FGM
1. Mari Sanchez (1999-03)	111	2.5	283
2. Sasha Weber (2012-16)	122	2.2	269
3. Danisha Corbett (2007-11)	116	1.6	183
4. Gia Pack (2016-20)	118	1.5	175
5. Sinnamonn Garrett (2000-04)	109	1.6	174
6. Cecilia Russell-Nava (2004-07)	85	2.0	172
7. Abby Scott (2012-16)	119	1.4	170
8. Brooke Salas (2015-19)	126	1.3	161
9. Madison Spence (2007-11)	121	1.3	156
10. Alisha Cole (1989-93)	97	1.6	151

3-Point Field Goal Percentage (min. 150 att.)

Player	G	FGM / FGA	FG Pct.
1. Jill Spaschak (1984-88)	114	68 / 153	.444
2. Jenia Dimitrova (2001-03)	56	119 / 282	.422
3. Shrae Johnson (1994-96)	57	62 / 161	.385
4. Moriah Mack (2013-17)	115	85 / 229	.371
5. Sinnamonn Garrett (2000-04)	109	174 / 470	.370
6. Sasha Weber (2012-16)	122	269 / 735	.366
7. Jasmine Lowe (2009-11)	64	100 / 277	.361
Brooke Salas (2015-Pres.)	93	132 / 366	.361
9. Gia Pack (2016-20)	118	175 / 490	.357
10. Mari Sanchez (1993-03)	111	283 / 804	.352

Free Throw Percentage (min. 100 att.)

Player	G	FTM / FTA	FT Pct.
1. Judy Phillips (1984-88)	114	212 / 240	.883
2. Stefanie Gilbreath (2012-13)	29	94 / 111	.847
3. Mari Sanchez (1999-03)	111	111 / 133	.835
5. Danisha Corbett (2007-11)	116	169 / 213	.793
6. Cecilia Russell-Nava (2004-07)	85	83 / 105	.790
7. Shanice Davis (2014-16)	61	176 / 223	.789
Gia Pack (2016-20)	118	261 / 331	.789
9. Abby Scott (2012-16)	119	85 / 109	.780
10. Andrew Kabwasa (1988-92)	120	286 / 370	.773



AGGIE HISTORY



Year	G	PTS	PPG	FGM	FGA	FG%	3FGM	3FGA	3FG%	FTM	FTA	FT%	REB	RPG	AST	STL	BLK
2021-22	29	1,869	64.4	706	1,801	.392	114	419	.272	343	506	.678	1,101	38.0	329	245	59
2020-21	21	1,323	63.0	508	1,266	.401	88	271	.325	219	359	.610	797	38.0	240	195	46
2019-20	30	1,904	63.5	739	1,833	.403	143	437	.327	283	398	.711	1,158	38.6	337	240	64
2018-19	33	2,378	72.1	881	2,119	.416	168	588	.286	448	639	.701	1,322	40.1	418	358	150
2017-18	31	2,074	66.9	783	1,840	.426	199	596	.334	309	434	.712	1,107	35.7	388	264	139
2016-17	31	2,087	69.6	764	1,796	.425	199	556	.358	360	513	.702	1,166	38.9	422	281	122
2015-16	31	2,127	68.6	781	1,905	.410	231	713	.324	334	493	.677	1,172	37.8	403	306	129
2014-15	30	2,159	72.0	770	1,862	.414	239	726	.329	380	345	.697	1,139	38.0	396	328	103
2013-14	31	2,214	71.4	777	2,014	.386	274	869	.315	386	591	.653	1,226	39.5	379	196	90
2012-13	31	1,928	62.2	654	1,836	.356	202	703	.287	418	582	.718	1,238	39.9	359	181	101
2011-12	30	1,613	53.8	583	1,563	.373	120	435	.276	327	469	.697	1,110	37.0	312	176	68
2010-11	32	2,095	65.5	735	1,937	.379	184	578	.318	441	615	.717	1,181	36.9	402	290	95
2009-10	32	2,188	68.4	756	1,899	.398	206	583	.353	470	666	.706	1,230	38.4	410	308	130
2008-09	31	1,885	60.8	667	1,760	.379	130	418	.311	421	598	.704	1,124	36.3	344	195	132
2007-08	32	2,169	67.8	786	1,896	.415	140	415	.337	457	660	.692	1,309	40.9	440	240	131
2006-07	31	1,883	60.7	695	1,844	.377	152	472	.322	341	537	.635	1,205	38.9	404	228	123
2005-06	30	1,689	56.3	596	1,713	.348	162	572	.283	335	533	.629	1,689	37.9	352	202	76
2004-05	28	1,439	51.4	527	1,554	.339	130	489	.266	255	417	.612	1,013	36.2	300	212	107
2003-04	29	1,658	57.2	602	1,632	.369	150	503	.398	304	465	.654	1,035	35.7	267	261	57
2002-03	28	1,897	67.8	676	1,668	.405	241	622	.387	304	451	.674	1,076	38.4	323	240	52
2001-02	29	2,015	69.5	721	1,845	.391	244	689	.54	329	431	.763	1,075	37.1	351	247	55
2000-01	28	1,801	64.3	642	1,563	.411	125	354	.353	392	586	.718	1,057	37.8	301	248	90
1999-00	26	1,503	57.8	524	1,378	.380	118	390	.303	337	449	.751	925	35.6	260	226	71
1998-99	26	1,509	58.0	549	1,421	.386	96	301	.319	315	545	.694	962	37.0	292	238	72
1997-98	26	1,587	67.3	584	1,417	.412	117	373	.314	302	470	.643	872	33.3	31	290	71
1996-98	27	1,613	59.7	604	1,362	.443	65	197	.330	340	559	.608	1,014	37.6	345	274	122
1995-96	30	1,994	66.5	742	1,624	.457	89	250	.356	421	641	.657	1,166	38.9	485	276	49
1994-95	29	2,056	70.9	830	1,781	.466	36	137	.263	360	561	.642	1,179	40.7	598	372	112
1993-94	32	2,387	74.6	942	2,054	.459	19	72	.264	484	776	.624	1,362	42.6	650	473	106
1992-93	28	1,929	68.9	783	1,756	.444	84	266	.316	279	465	.600	1,227	43.8	534	285	74
1991-92	31	2,675	86.3	975	2,322	.420	200	608	.329	535	758	.693	1,537	49.6	628	433	104
1990-91	31	2,610	84.2	990	2,295	.431	197	639	.308	433	627	.691	1,435	46.3	538	396	77
1989-90	29	2,136	73.7	807	1,792	.450	65	172	.378	457	679	.673	1,148	39.6	481	408	87
1988-89	29	2,059	71.0	808	1,770	.456	23	80	.287	420	608	.691	1,158	39.9	475	296	106
1987-88	29	2,399	82.8	934	1,842	.507	63	143	.441	468	650	.720	1,249	43.1	522	288	98
1986-77	30	2,311	77.0	914	2,019	.453	7	25	.280	476	675	.705	1,282	42.7	476	275	67
1985-86	28	2,038	72.8	806	1,825	.442	--	--	--	426	670	.636	1,252	44.7	393	238	41
1984-85	28	2,001	71.7	827	1,839	.450	12	30	.400	341	545	.626	1,266	45.2	374	251	58
1983-84	28	1,638	58.5	686	1,740	.394	--	--	--	266	463	.575	1,116	39.9	392	280	32
1982-83	26	1,946	74.8	799	1,832	.436	17	35	.486	331	481	.688	1,036	39.8	355	265	49
1981-82	30	2,234	74.5	925	2,140	.432	--	--	--	384	588	.653	1,387	46.2	471	268	51
1980-81	36	2,732	75.9	1,156	2,737	.422	--	--	--	420	662	.634	1,445	40.1	5571	425	82
1979-80	34	2,664	78.4	1,076	2,546	.423	--	--	--	512	808	.634	1,659	48.8	191	98	33
1978-79	29	1,925	71.3	804	1,911	.421	--	--	--	317	474	.669	1,329	49.2	249	42	28
1977-78	29	2,001	69.0	847	2,029	.417	--	--	--	307	521	.589	1,477	50.9	279	73	151
1976-77	28	2,201	78.6	933	2,301	.405	--	--	--	335	569	.589	1,465	52.3	262	33	27



1973-74 (9-4, 4-4)
Coach: Karen Fey
Captains: Judy Smith

Feb. 1	New Mexico	W, 57-53
Feb. 1	UTEP	W, 58-37
Feb. 2	New Mexico	W, 48-34
Feb. 8	Northern Arizona*	W, 67-40
Feb. 8	Arizona State*	L, 54-44
Feb. 9	vs. Arizona*	L, 50-34
Feb. 9	at New Mexico*	W, 58-43
Feb. 14	UTEP	W, 56-38
Feb. 18	at UTEP	W, 59-57
Feb. 22	vs. New Mexico*	W, 49-31
Feb. 22	at Arizona State*	L, 47-40
Feb. 22	vs. Arizona*	L, 57-35
Feb. 23	vs. Northern Arizona*	W, 39-33

*Intermountain Athletic Conference Game
 Note: Scores from this season are incomplete, Records show 9-4 overall record for the season, but the score is missing (a home loss to an unknown team)

1974-75 (13-8, 6-6)
Coach: Karen Fey
Captains: Marion Gray, Sharon Olhausen

Dec. 12	Police Athletic League	W, 28-14
Dec. 16	at UTEP	L, 63-49
Jan. 15	at Western New Mexico	W, 91-32
Jan. 18	UTEP	L, 54-53
Jan. 24	Colorado*	W, 48-39
Jan. 25	Colorado State*	W, 52-49
Jan. 28	Western New Mexico	W, 65-37
Jan. 31	at Wyoming*	W, 50-42
Feb. 1	at Northern Colorado*	L, 49-32
Feb. 7	Utah State*	L, 62-55
Feb. 8	Weber State*	W, 53-46
Feb. 14	Northern Arizona*	W, 66-42
Feb. 15	Eastern New Mexico	W, 49-42
Feb. 15	New Mexico*	L, 60-58
Feb. 19	Police Athletic League	W, 57-48
Feb. 21	at BYU*	L, 55-62
Feb. 22	at Utah*	L, 57-51
Feb. 28	Arizona State	W, 64-59
March 1	Arizona	L, 64-48

*Intermountain Athletic Conference Game

1975-76 (13-8, 8-5)
Coach: Karen Fey
Captains: None

Dec. 12	at Pima CC	W, 78-36
Dec. 13	at Central Arizona	L, 53-51
Jan. 9	at UTEP	W, 54-50
Jan. 14	Western New Mexico	W, 96-37
Jan. 16	at Colorado State*	W, 61-44
Jan. 17	at Colorado*	L, 63-58
Jan. 22	Wyoming*	W, 7-61
Jan. 23	Northern Colorado*	W, 63-49
Jan. 30	at Weber State*	L, 64-49
Jan. 31	at Utah State*	L, 66-52
Feb. 6	Western New Mexico	W, 82-39
Feb. 7	UTEP*	W, 63-54
Feb. 13	BYU*	W, 73-64
Feb. 14	Utah*	W, 68-56
Feb. 19	at Northern Arizona*	W, 73-32
Feb. 20	at Arizona State*	W, 86-62
Feb. 21	at Arizona*	L, 72-67
Feb. 25	Fort Bliss	W, 89-38
Feb. 28	at New Mexico*	L, 74-65 (OT)

*Intermountain Athletic Conference Game

1976-77 (24-4, 10-3)
Coach: Karen Fey
Captains: Ann McReynolds

Nov. 19	Holloman AFB	W, 118-13
Nov. 20	Albuquerque Angels	W, 66-44
Dec. 3	Odessa JC	W, 92-47
Dec. 4	Sul Ross State	W, 124-39
Dec. 9	at Pima CC	W, 98-31
Dec. 10	at Central Arizona	W, 86-48
Dec. 11	at Arizona	W, 92-62
Dec. 14	UTEP	W, 79-67
Jan. 10	at Odessa JC	W, 83-52
Jan. 13	at Wyoming*	W, 62-50
Jan. 14	at Northern Colorado*	W, 83-81
Jan. 19	at Holloman AFB	W, 85-32
Jan. 21	Weber State*	L, 61-58
Jan. 22	Utah State*	W, 83-82
Jan. 27	New Mexico*	W, 59-57

Jan. 29	at UTEP*	W, 61-60
Jan. 31	at Sul Ross State	W, 86-47
Feb. 4	at BYU*	L, 77-73
Feb. 5	at Utah*	L, 71-41
Feb. 10	Northern Arizona*	W, 86-63
Feb. 11	Arizona State*	W, 72-61
Feb. 12	Arizona*	W, 91-53
Feb. 18	Central Arizona*	W, 74-49
Feb. 19	Eastern New Mexico*	W, 72-52
Feb. 24	Colorado*	W, 77-64
Feb. 25	Colorado State*	W, 77-63
March 4	vs. BYU*	W, 75-70
March 5	at Utah*	L, 62-49

*Intermountain Athletic Conference Game
 ^Leggs Classic (Las Cruces, N.M.)
 %IAIAW Regional (Salt Lake City, Utah)

1977-78 (16-13, 6-7)
Coach: Karen Fey
Captains: Theresa Jaramillo, Ann McReynolds

Nov. 11	at Odessa JC	W, 57-54
Nov. 12	at Sul Ross State	W, 102-29
Nov. 18	at Biola	L, 57-50
Nov. 19	at UC Santa Barbara	W, 58-50 (OT)
Nov. 21	at Long Beach State	L, 91-43
Dec. 2	Sul Ross State	W, 113-39
Dec. 3	West Texas State	W, 75-63
Dec. 6	UTEP	W, 71-64
Dec. 9	at West Texas State	W, 57-52
Dec. 10	at Texas Tech	L, 58-56
Jan. 6	at New Mexico	L, 63-54
Jan. 7	at Eastern New Mexico	W, 88-63
Jan. 11	Oklahoma	L, 71-61
Jan. 13	Oklahoma*	L, 77-61
Jan. 14	Texas Tech*	L, 65-54
Jan. 20	at Wyoming	L, 66-60
Jan. 21	at Colorado State	W, 89-69
Jan. 27	BYU*	L, 68-66
Jan. 28	Utah*	L, 55-49
Jan. 30	Howard	W, 71-57
Feb. 3	Northern Colorado*	W, 77-65
Feb. 4	Colorado*	L, 59-57
Feb. 10	at Northern Arizona*	W, 77-65
Feb. 11	at Arizona State*	W, 73-70
Feb. 18	at UTEP*	W, 74-58
Feb. 24	at Weber State*	L, 84-69
Feb. 25	at Utah State	L, 83-76
March 3	New Mexico*	L, 77-69
March 4	Arizona*	W, 76-71

*Intermountain Athletic Conference Game
 ^Leggs Classic (Las Cruces, N.M.)

1978-79 (11-18, 5-8)
Coach: Karen Fey
Captains: Theresa Jaramillo, Ann McReynolds

Nov. 10	at Odessa JC	L, 63-55
Nov. 11	at Western Texas	L, 65-59
Nov. 17	Amarillo	L, 81-80
Nov. 18	West Texas State	W, 77-67
Nov. 25	at UNLV	L, 104-72
Dec. 1	Eastern New Mexico	



1981-82 (15-5, 4-6)

Coach: Cathy Benedetto

Captains: Tana Fallon, Colleen Crownhart

Table of game results for 1981-82 season, listing dates, opponents, scores, and series records.

*Intermountain Athletic Conference Game
!Oklahoma City Golber Classic (OKC, Okla.)
%Wyoming Dial Classic (Laramie, Wyo.)

1982-83 (11-15, 1-9)

Coach: Cathy Benedetto

Captains: Tana Fallon, Diane Tschasar

Table of game results for 1982-83 season, listing dates, opponents, scores, and series records.

*High Country Athletic Conference Game
!NMSU Classic (Las Cruces, N.M.)
^Leggs Classic (Las Cruces, N.M.)
%UNLV Round Robin (Las Vegas, Nev.)

1983-84 (10-18, 2-8)

Coach: Pat Knapp

Captains: None

Table of game results for 1983-84 season, listing dates, opponents, scores, and series records.

Table of game results for 1984-85 season, listing dates, opponents, scores, and series records.

1984-85 (15-13, 8-4)

Coach: Pat Knapp

Captains: Julie Grimm

Table of game results for 1984-85 season, listing dates, opponents, scores, and series records.

1985-86 (20-8, 9-3)

Coach: Pat Knapp

Captains: Jeanette Feaster, Renee Perkins

Table of game results for 1985-86 season, listing dates, opponents, scores, and series records.

Table of game results for 1986-87 season, listing dates, opponents, scores, and series records.

1986-87 (23-7, 10-2)

Coach: Joe McKeown

Captains: Toni Thompson, Kris Veatch

Table of game results for 1986-87 season, listing dates, opponents, scores, and series records.

1987-88 (26-3, 10-0)

Coach: Joe McKeown

Captains: Judy Phillips, Kris Veatch

Table of game results for 1987-88 season, listing dates, opponents, scores, and series records.

1988-89 (19-10, 8-2)

Coach: Joe McKeown

Captains: Joan Ansloan, Andrea Kabwasa

Table of game results for 1988-89 season, listing dates, opponents, scores, and series records.

*High Country Athletic Conference Game
!Cowgirl Classic (Stillwater, Okla.)
^Leggs Classic (Las Cruces, N.M.)
~Long Beach State Dial Classic (Long Beach, Calif.)
&HCAC Tournament (Las Cruces, N.M.)

1989-90 (19-9, 8-2)

Coach: Doug Hoselton

Captains: Joan Ansloan, Andrewa Kabwasa

Table of game results for 1989-90 season, listing dates, opponents, scores, and series records.

*High Country Athletic Conference Game
^Leggs Classic (Las Cruces, N.M.)
%Burger King Classic (West Lafayette, Ind.)

1990-91 (14-17, 8-10)

Coach: Doug Hoselton

Captains: L. Eggers, T. Goetsch, T. Thomas

Table of game results for 1990-91 season, listing dates, opponents, scores, and series records.

Table of game results for 1991-92 season, listing dates, opponents, scores, and series records.

1991-92 (16-15, 9-9)

Coach: Doug Hoselton

Captains: Andrea Kabwasa, Tracey Goetsch

Table of game results for 1991-92 season, listing dates, opponents, scores, and series records.

*Big West Conference Games
^Leggs Classic (Las Cruces, N.M.)
&Big West Tournament (Long Beach, Calif.)

1992-93 (17-11, 11-7)

Coach: Mike Petersen

Captains: Alisha Cole, Paulina Blunt

Table of game results for 1992-93 season, listing dates, opponents, scores, and series records.

Table of game results for 1993-94 season, listing dates, opponents, scores, and series records.

1993-94 (24-8, 14-4)

Coach: Mike Petersen

Captains: Paulina Blunt, Michelle Fiala

Table of game results for 1993-94 season, listing dates, opponents, scores, and series records.

*Big West Conference Game
^Leggs Classic (Las Cruces, N.M.)
!Baylor Holiday Classic (Waco, Texas)
&Big West Tournament (Las Vegas, Nev.)
SWNIT (Amarillo, Texas)

1994-95 (20-9, 14-4)

Coach: Mike Petersen

Captains: J. Bell, K. Edwards, C. Vau

Table of game results for 1994-95 season, listing dates, opponents, scores, and series records.



Table with 3 columns: Date, Opponent, Score. Rows include Feb. 19 at Hawai'i*, Feb. 24 Pacific*, Feb. 26 Nevada*, March 2 at Long Beach State*, etc.

*Big West Conference Game
!Lady Aggie Invitational (College Station, Texas)
^L'eggs Classic (Las Cruces, N.M.)
&Big West Tournament (Las Vegas, Nev.)

1995-96 (20-10, 10-4)
Coach: Mike Petersen
Captains: Anita Maxwell, Shrae Johnson

Table with 3 columns: Date, Opponent, Score. Rows include Nov. 15 at #12 Colorado!, Nov. 24 at UTEP, Dec. 1 at SMU, etc.

*Big West Conference Game
^L'eggs Classic (Las Cruces, N.M.)
& Big West Tournament (Reno, Nev.)

1996-97 (11-16, 8-6)
Coach: John Sutherland
Captains: Rebecca Fresquez, Wendy Ray

Table with 3 columns: Date, Opponent, Score. Rows include Nov. 22 Eastern New Mexico, Nov. 24 New Mexico, Nov. 26 UTEP, etc.

*Big West Conference Game
! Pilot Classic (Portland, Ore.)
% Dial Soap Classic (Nacodoches, Texas)
^ L'eggs Classic (Las Cruces, N.M.)
& Big West Tournament (Reno, Nev.)

1997-98 (7-19, 2-9)
Coach: John Sutherland
Captains: Rebecca Fresquez, Wendy Ray

Table with 3 columns: Date, Opponent, Score. Rows include Nov. 22 UTEP, Nov. 26 at New Mexico, Nov. 30 New Mexico, etc.

*Big West Conference Game
%SMU Southwestern Bell Cotton (Dallas, Texas)
^Holiday Inn-L'eggs Classic (Las Cruces, N.M.)
!Cyclone Classic (Ames, Iowa)

1998-99 (7-19, 4-10)
Coach: John Sutherland
Captains: Melanie Maynes, Carrie Saidat

Table with 3 columns: Date, Opponent, Score. Rows include Nov. 18 at UTEP, Nov. 24 Fort Lewis, Nov. 27 vs. Alabama%, etc.

*Big West Conference Game
%DePaul Moran Realty Classic (Chicago, Ill.)
^Holiday Inn-L'eggs Classic (Las Cruces, N.M.)
!Inn Suites Classic (Flagstaff, Ariz.)

1999-00 (10-16, 5-9)
Coach: John Sutherland
Captains: Georgette Brewer, Melanie Maynes

Table with 3 columns: Date, Opponent, Score. Rows include Nov. 19 Adams State, Nov. 21 UC Mexico, Dec. 1 New Colorado Springs, etc.

Table with 3 columns: Date, Opponent, Score. Rows include Jan. 14 at UC Irvine*, Jan. 16 at Cal State Fullerton*, Jan. 21 Pacific*, etc.

*Big West Conference Game
!Gene Hackerman Rice Classic (Houston, Texas)
!Indiana Classic (Bloomington, Ind.)

2000-01 (10-18, 6-10)
Coach: John Sutherland
Captains: Carrie Saidat, Lauren O'Neil

Table with 3 columns: Date, Opponent, Score. Rows include Nov. 18 UC Colorado Springs, Nov. 21 at UTEP, Nov. 25 vs. Southeast Missouri State#, etc.

*Sun Belt Conference Game
#Fresno State Classic (Fresno, Calif.)
&Sun Belt Conference Tournament (Mobile, Ala.)

2001-02 (13-16, 6-9)
Coach: Nikita Lowry
Captains: Melanie Haynes, Mari Sanchez

Table with 3 columns: Date, Opponent, Score. Rows include Nov. 16 vs. Gonzaga#, Nov. 17 vs. Idaho#, Nov. 20 New Mexico, etc.

#Idaho State Tournament (Pcoatello, Idaho)
&Sun Belt Tournament

2002-03 (16-12, 10-5)
Coach: Nikita Lowry
Captains: Princess Moore, Mari Sanchez

Table with 3 columns: Date, Opponent, Score. Rows include Nov. 25 at Long Beach State, Nov. 27 at Cal State Northridge, Dec. 3 at New Mexico, etc.

*Sun Belt Conference Game
&Sun Belt Conference Tournament (Bowling Green, Ky.)

2003-04 (13-16, 6-9)
Coach: Darin Spence
Captains: Princess Moore, Nicole Black

Table with 3 columns: Date, Opponent, Score. Rows include Nov. 21 Long Beach State, Nov. 23 UTEP, Nov. 28 at Houston#, etc.

*Sun Belt Conference Game
#Houston Classic (Houston, Texas)
&Sun Belt Conference Tournament (Bowling Green, Ky.)

2004-05 (9-19, 4-11)
Coach: Darin Spence
Captains: Amanda Clift, Trecha Kennedy

Table with 3 columns: Date, Opponent, Score. Rows include Nov. 20 New Mexico, Nov. 23 at UTEP, Nov. 26 vs. Air Force^, etc.

Table with 3 columns: Date, Opponent, Score. Rows include Jan. 3 #22 Houston, Jan. 8 at North Texas*, Jan. 13 South Alabama*, etc.

*Sun Belt Conference Game
^Northern Arizona Classic (Flagstaff, Ariz.)
&Sun BBelt Conference Tournament (Denton, Texas)

2005-06 (10-20, 5-11)
Coach: Darin Spence
Captains: Jenean Ford

Table with 3 columns: Date, Opponent, Score. Rows include Nov. 19 Northern Arizona, Nov. 22 at UTEP, Nov. 25 vs. UMKC^, etc.

*Western Athletic Conference Game
^UTSA Thanksgiving Classic (San Antonio, Texas)
&WAC Tournament (Reno, Nev.)

2006-07 (13-18, 6-10)
Coach: Darin Spence
Captains: Cecilia Russell-Nava

Table with 3 columns: Date, Opponent, Score. Rows include Nov. 12 at Lamar, Nov. 17 UC Irvine, Nov. 19 UTSA, etc.

Table with 3 columns: Date, Opponent, Score. Rows include Feb. 28 at Louisiana Tech*, March 3 Nevada, March 7 Louisiana Tech&, etc.

*Western Athletic Games
&WAC Tournament (Las Cruces, N.M.)

2007-08 (23-9, 11-5)
Coach: Darin Spence
Captains: M. Bribiescas, C. Denning, S. Neal

Table with 3 columns: Date, Opponent, Score. Rows include Nov. 9 at UC Irvine, Nov. 20 Kent State, Nov. 23 Northern Colorado!, etc.

*Western Athletic Conference Game
!NMSU Thanksgiving Classic (Las Cruces, N.M.)
&WAC Tournament (Las Cruces, N.M.)

2008-09 (9-22, 5-11)
Coach: Darin Spence
Captains: Niki Holt, Tyshae Walton

Table with 3 columns: Date, Opponent, Score. Rows include Nov. 14 UC Irvine, Nov. 16 Cal Poly, Nov. 20 at UTEP, etc.

*Western Athletic Conference Game
!NMSU Thanksgiving Classic (Las Cruces, N.M.)
#Maggie Dixon Surf'N Slam Classic (San Dieg, Calif.)
&WAC Tournament (Reno, Nev.)



2009-10 (18-14, 8-8) Coach: Darin Spence
Nov. 13 at Cal State Northridge W, 79-72
Nov. 15 at Cal Poly L, 90-86
Nov. 20 Long Beach State W, 69-56
Nov. 23 North Dakota L, 57-50
Nov. 27 SIU-Edwardsville! W, 73-64
Nov. 28 Michigan! W, 72-67
Dec. 2 New Mexico L, 92-85
Dec. 12 North Dakota State W, 71-65
Dec. 15 UTEP W, 67-55
Dec. 20 at New Mexico L, 81-64
Dec. 22 Alcorn State W, 76-54
Dec. 28 at UTEP W, 63-56
Dec. 30 New Mexico Highlands W, 80-39
Jan. 3 Kansas W, 61-60
Jan. 6 at Boise State* W, 87-83 (OT)
Jan. 9 Hawaii* W, 73-51
Jan. 13 Fresno State* L, 77-67
Jan. 16 at Louisiana Tech* L, 78-64
Jan. 20 Idaho* L, 68-65
Jan. 23 at Utah State* W, 56-55
Jan. 30 Nevada* L, 64-60
Feb. 3 at San Jose State W, 68-48
Feb. 6 Boise State* W, 85-76
Feb. 10 at Hawaii W, 75-67
Feb. 20 at Idaho L, 60-59
Feb. 23 Utah State* W, 73-54
March 3 at Nevada L, 61-59
March 6 San Jose State W, 62-35
March 10 vs. Idaho & L, 75-63
March 17 vs. Arizona State# L, 84-61
*Western Athletic Conference Game
!NMSU Thanksgiving Classic (Las Cruces, N.M.)
&WAC Tournament (Reno, Nev.)
#WNIT (Tempe, Ariz.)

2010-11 (14-18, 7-11) Coach: Darin Spence
Nov. 12 at North Dakota State L, 88-79
Nov. 13 at North Dakota W, 82-81
Nov. 17 at UTEP W, 80-75 (OT)
Nov. 20 Houston L, 82-62
Nov. 22 Western New Mexico W, 90-59
Nov. 26 Alcorn State! W, 67-61
Nov. 27 Northern Iowa! W, 72-63
Dec. 1 New Mexico L, 58-49
Dec. 5 Cal State Northridge W, 66-59
Dec. 13 at Michigan L, 68-54
Dec. 19 at Arizona L, 71-59
Dec. 22 Utah L, 72-62
Dec. 30 at New Mexico L, 65-60
Jan. 2 UTEP L, 74-67
Jan. 6 at Hawaii* W, 74-58
Jan. 8 at San Jose State* W, 52-46
Jan. 12 Nevada9** L, 65-46
Jan. 15 at Fresno State* L, 76-49
Jan. 22 Utah State* W, 75-71
Jan. 27 at Boise State W, 87-71
Jan. 29 at Idaho L, 64-51
Feb. 7 at Louisiana Tech* L, 85-63
Feb. 12 Louisiana Tech* L, 88-79
Feb. 15 Hawaii* L, 57-52
Feb. 17 San Jose State* W, 54-29
Feb. 21 Fresno State* L, 65-55
Feb. 24 at Utah State* L, 72-61
Feb. 26 at Nevada* W, 63-59
March 3 Idaho* L, 73-65
March 5 Boise State* W, 82-51
March 9 vs. Hawaii & W, 71-59
March 10 vs. Utah State & L, 72-67
*Western Athletic Conference Game
!NMSU Thanksgiving Classic (Las Cruces, N.M.)
&WAC Tournament

2011-12 (6-24, 3-11) Coach: Mark Trakh
Nov. 11 at Houston W, 63-62
Nov. 14 Idaho State L, 59-42
Nov. 16 UTEP L, 76-72 (OT)
Nov. 21 Arizona L, 84-67
Nov. 26 North Dakota! L, 63-46
Nov. 27 Southern Utah! L, 58-57
Nov. 29 at UTEP L, 63-27
Dec. 4 at New Mexico L, 54-53
Dec. 11 at Boise State L, 72-57
Dec. 19 UC Santa Barbara W, 52-51
Dec. 21 at Utah L, 74-37

Dec. 30 New Mexico W, 59-58
Jan. 1 Shaw W, 61-53
Jan. 4 at UMKC L, 68-57
Jan. 7 Boise State L, 56-53
Jan. 12 Utah State* L, 74-56
Jan. 14 Idaho* W, 61-47
Jan. 19 at San Jose State* L, 67-83
Jan. 21 at Hawaii* L, 51-48
Jan. 28 Louisiana Tech* L, 69-42
Feb. 2 Fresno State* L, 79-54
Feb. 4 Nevada* W, 70-50
Feb. 9 at Idaho* L, 62-59 (OT)
Feb. 11 at Utah State* L, 57-45
Feb. 16 Hawaii* L, 58-51
Feb. 18 San Jose State* W, 56-55
Feb. 25 at Louisiana Tech L, 64-50
March 1 at Nevada L, 68-56
March 3 at Fresno State L, 79-43
March 7 vs. Fresno State & L, 66-58
*Western Athletic Conference Game
!NMSU Thanksgiving Classic (Las Cruces, N.M.)
&WAC Tournament (Las Vegas, Nev.)

2012-13 (15-16, 7-11) Coach: Mark Trakh
Nov. 2 Fort Lewis (Exhibition) W, 80-73
Nov. 12 Loyola Marymount W, 77-76
Nov. 14 at UC Santa Barbara L, 43-41
Nov. 20 at New Mexico% L, 60-37
Nov. 23 George Mason! W, 55-52
Nov. 24 UC Irvine! W, 50-44
Nov. 28 UTEPA W, 69-68
Dec. 1 at Southern Utah W, 70-68
Dec. 5 at UTEPA L, 66-44
Dec. 18 New Mexico% L, 68-44
Dec. 21 UMKC W, 75-50
Dec. 29 UT Arlington* L, 62-59
Dec. 31 Louisiana Tech* W, 71-67
Jan. 3 at UTSA* W, 69-52
Jan. 5 at Texas State* W, 61-58
Jan. 10 Seattle* L, 60-54
Jan. 12 Idaho* L, 57-51
Jan. 17 at Utah State* L, 65-63
Jan. 19 at San Jose State* L, 51-50
Jan. 26 at Denver* L, 67-58
Jan. 31 Texas State* L, 58-49
Feb. 2 UTSA* L, 66-53
Feb. 7 at Idaho* L, 72-53
Feb. 9 at Seattle* L, 78-62
Feb. 14 San Jost State* W, 90-70
Feb. 16 Utah State* W, 106-94
Feb. 23 CSU Bakersfield W, 87-81
March 2 Denver* L, 71-63
March 7 at Louisiana Tech* W, 66-55
March 9 at UT Arlington* W, 72-66
March 12 #9-seed UT Arlington\$ W, 76-63
March 13 #1-seed Seattle US L, 77-53
*Western Athletic Conference Game
!Aggie Hotel Encanto Thanksgiving Classic (Las Cruces, N.M.)
^I-10 Rivalry Series Gmae
SWAC Tournament (Las Vegas, Nev. | Orleans Arena)

2013-14 (11-20, 7-9) Coach: Mark Trakh
Nov. 12 at UTEP L, 94-69
Nov. 14 Boise State W, 98-68
Nov. 16 at Loyola Marymount L, 81-64
Nov. 18 at Cal Poly L, 72-64
Nov. 21 Eastern New Mexico W, 88-56
Nov. 29 Northern Illinois! W, 77-73
Nov. 30 Milwaukee! L, 84-81
Dec. 3 UTEP L, 80-61
Dec. 7 at New Mexico L, 65-55
Dec. 18 at UC Irvine L, 75-52
Dec. 23 at Cal State Fullerton L, 63-52
Dec. 28 vs. Northwestern State^ W, 73-63
Dec. 29 at UTSA^ L, 65-56
Jan. 4 Grand Canyon* W, 66-63
Jan. 9 at Seattle U* L, 61-51
Jan. 11 at Idaho* L, 79-51
Jan. 16 Chicago State* W, 82-61
Jan. 18 UMKC* W, 106, 77
Jan. 25 at Texas-Pan American* L, 66-61
Jan. 30 at CSU Bakersfield* L, 86-63
Feb. 1 Utah Valley* W, 83-78 (OT)
Feb. 6 Idaho* L, 75-66
Feb. 8 Seattle U* W, 86-81
Feb. 13 at UMKC L, 92-84

Feb. 15 at Chicago State* W, 75-64
Feb. 20 Texas-Pan American* W, 83-71
Feb. 27 Utah Valley* L, 87-81
March 1 CSU Bakersfield* L, 96-90
March 6 at Grand Canyon* L, 66-56
March 12 vs. #4 seed Grand Canyon & W, 86-74
March 14 vs. #1 seed Idaho & L, 75-65
*Western Athletic Conference Game
!Hotel Encanto Thanksgiving Classic (Las Cruces, N.M.)
^UTSA Holiday Classic (San Antonio, Texas)
&WAC Tournament (Las Vegas, Nev. | Orleans Arena)

2014-15 (22-8, 13-1) Coach: Mark Trakh
Nov. 14 at UTEP L, 78-73
Nov. 18 at Boise State L, 70-45
Nov. 20 at Sacramento State L, 92-85
Nov. 28 Weber State! L, 100-97 (20T)
Nov. 29 Cal State Fullerton! L, 66-51
Dec. 4 Eastern New Mexico W, 79-51
Dec. 7 New Mexico W, 70-59
Dec. 14 North Dakota State W, 79-59
Dec. 16 Cal Poly W, 79-65
Dec. 19 vs Pacific# L, 67-62
Dec. 20 vs Florida Atlantic# W, 57-44
Dec. 29 at Southern Utah W, 81-64
Jan. 4 Northern New Mexico W, 81-39
Jan. 10 at Missouri-Kansas City* W, 60-48
Jan. 15 CSU Bakersfield* W, 90-78 (OT)
Jan. 17 Seattle U* W, 76-66
Jan. 22 at Grand Canyon* W, 74-62
Jan. 24 at Utah Valley* W, 68-58
Jan. 31 at Texas-Pan American* W, 80-60
Feb. 5 Chicago State* W, 70-53
Feb. 7 Missouri-Kansas City* W, 78-59
Feb. 12 at Seattle U* W, 76-69
Feb. 14 at CSU Bakersfield* L, 82-78
Feb. 19 Utah Valley* W, 67-62
Feb. 21 Grand Canyon* W, 61-60
Feb. 28 Texas-Pan American* W, 80-60
March 7 Chicago State* W, 62-54
March 13 vs #4 seed Seattle U & W, 79-75 (OT)
March 14 vs #3 seed Texas-Pan American W, 70-52
March 21 vs #1 seed Maryland^ L, 75-57
! Hotel Encanto Thanksgiving Classic
Beach Classic (Long Beach, Calif.)
* Western Athletic Conference game
& WAC Tournament (Las Vegas, Nev.)
^ NCAA Tournament (College Park, Md.)

2015-16 (26-5, 13-1) Coach: Mark Trakh
Nov. 13 at North Dakota State W, 79-69
Nov. 17 New Mexico W, 78-59
Nov. 19 Sacramento State W, 80-77
Nov. 24 Southern Utah W, 74-60
Nov. 27 Northwestern State# W, 65-54
Nov. 28 Northern Arizona# W, 87-53
Dec. 2 Arizona L, 68-64
Dec. 5 UTEP L, 71-65
Dec. 14 Eastern New Mexico W, 76-61
Dec. 17 at San Jose State W, 75-66
Dec. 20 at New Mexico W, 52-47
Dec. 29 vs Vanderbilt^ L, 71-45
Dec. 30 vs Texas A&M-Corpus Christi^ W, 70-51
Jan. 4 Western New Mexico W, 68-39
Jan. 7 Utah Valley* W, 73-68
Jan. 9 Grand Canyon* W, 60-58
Jan. 14 at Missouri-Kansas City* W, 68-62
Jan. 16 at Chicago State* W, 70-60
Jan. 21 Seattle U* W, 69-54
Jan. 23 CSU Bakersfield* W, 86-63
Jan. 30 at UTRGV* W, 68-57
Feb. 4 at Grand Canyon* W, 64-44
Feb. 6 at Utah Valley* W, 59-53
Feb. 13 Chicago State* W, 76-63
Feb. 18 at CSU Bakersfield* W, 67-59
Feb. 20 at Seattle U* W, 66-56
Feb. 27 UMKC* W, 78-74 (OT)
March 5 UTRGV* L, 66-55
March 11 vs. #4 Seed Utah Valley & W, 58-44
March 12 at #2 Seed UTRGV & W, 80-53
March 18 at #10 Arizona State\$ L, 74-52
*Western Athletic Conference Games
#Hotel Encanto Thanksgiving Classic (Las Cruces, N.M.)
^Fordham Holiday Classic (Fordham, N.Y.)
&WAC Tournament (Las Vegas, Nev. | Orleans Arena)
\$NCAA Tournament (Tempe, Ariz.)

2016-17 (24-6, 14-0) Coach: Mark Trakh
Nov. 11 San Jose State W, 66-55
Nov. 15 at New Mexico L, 84-55
Nov. 18 vs. Sacramento State # W, 99-73
Nov. 20 at Hawaii i # L, 56-53
Nov. 23 Pepperdine W, 75-66
Nov. 25 New Mexico Highlands W, 94-37
Nov. 30 New Mexico W, 77-70
Dec. 4 Arizona L, 74-63 (OT)
Dec. 11 at Northern Arizona W, 79-68
Dec. 15 at UTEP W, 67-59
Dec. 19 vs Quinnipiac ^ L, 49-46
Dec. 20 vs UNLV ^ L, 52-47
Dec. 21 vs santa clara ^ L, 60-46
Dec. 31 Western New Mexico W, 85-28
Jan. 5 UMKC* W, 78-72
Jan. 7 Chicago State* W, 100-63
Jan. 12 at Grand Canyon* W, 81-65
Jan. 14 at CSU Bakersfield* W, 64-55
Jan. 21 at UMKC* W, 60-43
Jan. 26 Seattle U.* W, 73-69 (ot)
Jan. 28 Utah Valley* W, 63-46
Feb. 4 at Chicago State* W, 65-54
Feb. 9 CSU Bakersfield* W, 69-55
Feb. 11 Grand Canyon* W, 67-60
Feb. 18 UT Rio Grande Valley* W, 87-67
Feb. 23 at Utah Valley* W, 66-53
Feb. 25 at Seattle U.* W, 64-61
March 4 at UT Rio Grande Valley* W, 64-46
March 10 vs Kansas City & W, 71-63
March 4 vs Seattle U & W, 63-48
March 18 vs Stanford\$ L, 72-64
*Western Athletic Conference games
#Bank of Hawaii i Classic
^Play for Kay Shootout
&WAC Tournament (Las Vegas, Nev. | Orleans Arena)
\$NCAA Tournament

2017-18 (18-3, 11-3) Coach: Brooke Atkinson
Nov. 12 Western Michigan L, 55-64
Nov. 14 Ut Permian Basin W, 85-58
Nov. 18 At New Mexico L, 86-75
Nov. 20 Texas A&M - Corpus Christi W, 70-61
Nov. 24 Vs Texas Southern# L, 66-50
Nov. 25 Vs Arkansas# L, 69-60
Dec. 2 Vs New Mexico L, 101-93
Dec. 10 Vs Utep W, 76-68
Dec. 14 At Arizona L, 83-44
Dec. 17 At Pepperdine W, 86-64
Dec. 20 Northeastern^ L, 65-64
Dec. 21 Long Beach State^ W, 72-63
Dec. 29 Vs UC Santa Barbara L, 77-47
Dec. 31 Vs Western New Mexico W, 89-60
Jan. 6 Vs Chicago State* W, 74-59
Jan. 11 Grand Canyon* W, 64-60
Jan. 13 Csu Bakersfield* W, 56-48
Jan. 18 At Seattle U* L, 69-59
Jan. 20 At Utah Valley* W, 82-72
Jan. 27 Vs Umkc* W, 70-62
Feb. 3 At Ut Rio Grande Valley* W, 79-77
Feb. 8 At Csu Bakersfield* L, 62-52
Feb. 10 At Grand Canyon* L, 50-34
Feb. 15 Vs Utah Valley* W, 59-51
Feb. 18 Vs Seattle U* W, 64-53
Feb. 22 At Chicago State* W, 63-55
Feb. 24 At Umkc* W, 76-67
March 3 Vs Ut Rio Grande Valley W, 72-68
March 7 Chicago State & W, 84-60
March 9 Seattle U & L, 84-61
March 10 At Wyoming! L, 67-59
*Western Athletic Conference Games
#Thanksgiving Classis | El Paso, Texas
^Long Beach Classic | Long Beach, Calif.
&WAC Tournament (Las Vegas, Nev. | Orleans Arena)
!Wnit (Laramie, Wyo.)

2018-19 (26-7, 15-1) Coach: Brooke Atkinson
Nov. 6 UT Permian Basin W, 70-38
Nov. 11 at Western Michigan W, 66-54
Nov. 17 at UTEP W, 69-65
Nov. 20 Abilene Christian L, 58-46
Nov. 26 Northern New Mexico W, 101-51
Dec. 1 at New Mexico L, 83-58
Dec. 11 Denver W, 66-64
Dec. 15 New Mexico L, 75-50
Dec. 18 at Texas A&M-CC W, 67-65
Dec. 20 vs. South Alabama# L, 68-67
Dec. 21 vs. Alcorn State# W, 82-64
Dec. 28 at UC Riverside L, 65-64
Dec. 30 at UC Santa Barbara W, 81-73
Jan. 3 California Baptist* W, 76-69
Jan. 10 at Grand Canyon* L, 54-51
Jan. 12 at CSU Bakersfield* W, 61-59
Jan. 17 Seattle U* W, 75-55
Jan. 19 Utah Valley* W, 58-52
Jan. 26 UT Rio Grande Valley* W, 71-63
Jan. 31 at Kansas City* W, 90-86
Feb. 2 at Chicago State* W, 87-66
Feb. 7 CSU Bakersfield* W, 61-48
Feb. 9 Grand Canyon* W, 81-52
Feb. 14 at Utah Valley* W, 72-63
Feb. 16 at Seattle U* W, 83-72
Feb. 23 at UT Rio Grande Valley* W, 70-67
Feb. 28 Kansas City* W, 68-61
March 2 Chicago State* W, 77-54
March 9 at California Baptist* W, 92-64
March 14 vs. Chicago State & W, 90-54
March 16 vs. Kansas City & W, 91-80 (OT)
March 17 vs. UT Rio Grande Valley & W, 76-73 (20T)
March 23 at Iowa State! L, 97-61

Home games listed in BOLD
*Western Athletic Conference game
#FIU holiday tournament | Miami, Fla.
&WAC Tournament | Las Vegas, Nev.
!NCAA Tournament

2019-20 (12-18, 8-8 WAC) Coach: Brooke Atkinson
Nov. 7 UC Riverside L, 60-58
Nov. 10 at Denver# W, 78-75
Nov. 13 UTEP L, 63-57
Nov. 17 New Mexico L, 86-67
Nov. 20 Pepperdine W, 72-69
Nov. 23 at UTEP L, 65-45
Nov. 29 vs. Georgia State^ L, 59-51
Nov. 30 vs. Western Michigan^ L, 79-76
Dec. 4 Western New Mexico W, 75-56
Dec. 7 Weber State W, 77-47
Dec. 16 at New Mexico L, 107-53
Dec. 18 Arizona State L, 70-47
Dec. 28 at Abilene Christian L, 67-54
Jan. 2 California Baptist* W, 57-56
Jan. 9 at Chicago State* W, 73-60
Jan. 11 at Kansas City* L, 56-52
Jan. 16 Utah Valley* L, 58-54
Jan. 18 Seattle U* W, 83-65
Jan. 25 UT Rio Grande Valley* W, 76-75 (OT)
Jan. 30 at CSU Bakersfield* L, 60-59
Feb. 1 at Grand Canyon* L, 60-49
Feb. 6 Chicago State* W, 80-56
Feb. 8 Kansas City* L, 55-50
Feb. 13 at Seattle U* L, 67-57
Feb. 15 at Utah Valley* W, 65-58
Feb. 22 at UT Rio Grande Valley* L, 74-63
Feb. 27 Grand Canyon* W, 69-58
Feb. 29 CSU Bakersfield* W, 67-62 (OT)
March 5 at California Baptist* L, 82-70
March 11 UT Rio Grande Valley & W, 73-61
SEASON CUT SHORT DUE TO CORONAVIRUS PANDEMIC

Home games listed in BOLD
*Western Athletic Conference game
#WAC/Summit League Challenge
^UTEP Thanksgiving Tournament | El Paso, Texas
&WAC Tournament | Las Vegas, Nev.

2020-21 (9-12, 6-6 WAC) Coach: Brooke Atkinson
Nov. 25 at UTEP L, 80-76 (OT)
Nov. 28# Park Gilbert# W, 92-38
Dec. 2 at UTEP L, 81-73 (OT)
Dec. 10 at Cal Poly L, 70-60
Dec. 12 at Pepperdine L, 54-46
Dec. 15 at Denver W, 81-72
Dec. 29 at Kansas L, 78-59
Jan. 15 Grand Canyon% W, 61-53 (OT)
Jan. 16 Grand Canyon% L, 61-52
Feb. 5 at California Baptist* L, 94-53
Feb. 6 at California Baptist* L, 70-51
Feb. 12 Seattle U* W, 64-49
Feb. 13 Seattle U* W, 76-69
Feb. 19 at UVU* W, 65-62
Feb. 20 at UVU* L, 56-47
Feb. 26 Tarleton* L, 62-53
Feb. 27 Tarleton* W, 67-44
March 5 at Chicago State* W, 73-40
March 6 at Chicago State* W, 71-47
March 10 vs. Seattle U & W, 56-46
March 12 vs. California Baptist% L, 79-54

home games listed in BOLD (played in El Paso, Texas)
#home game played in Phoenix
*Western Athletic Conference game
&WAC Tournament | Las Vegas, Nev.

2021-22 (10-19, 6-12 WAC) Coach: Brooke Atkinson
Nov. 9 Western New Mexico W, 94-40
Nov. 13 UIW W, 57-48
Nov. 17 at UTEP L, 76-73 (20T)
Nov. 26 vs. LSU% L, 72-52
Nov. 27 vs. Tennessee Tech% W, 66-54
Dec. 1 UTEP PPD
Dec. 3 at UNM L, 77-58
Dec. 5 UNM L, 73-66
Dec. 15 UTEP L, 82-78 (OT)
Dec. 18 at Weber State L, 65-63
Dec. 21 Houston Baptist Canceled
Dec. 28 SAGUAIC W, 110-40
Dec. 30 Seattle U* PPD
Jan. 1 at Chicago State* PPD
Jan. 6 Lamar* PPD
Jan. 8 UTRGV* PPD
Jan. 13 at Tarleton* L, 58-56
Jan. 15 at Abilene Christian* L, 76-73
Jan. 20 Sam Houston* W, 72-59
Jan. 22 SFA* PPD
Jan. 25 at Chicago State* L, 67-64
Jan. 29 at GCU* L, 61-59
Jan. 31 UTRGV* W, 63-51
Feb. 3 at California Baptist* L, 92-64
Feb. 5 at Seattle U* L, 81-73 (OT)
Feb. 10 Dixie State* W, 84-82 (30T)
Feb. 12 UVU* L, 66-32
Feb. 14 SFA* L, 69-55
Feb. 17 Dixie State* L, 72-69
Feb. 19 GCU* L, 46-43
Feb. 26 Chicago State* W, 80-71
March 3 at SFA* L, 64-56
March 5 at UVU* L, 60-51
March 8 Lamar & L, 65-54

Home games listed in BOLD
*Western Athletic Conference game
%San Juan Shootout | San Juan, Puerto Rico
&WAC Tournament | Las Vegas, Nev.



A

Sylvia Acevado (1975-76)
Ene Adams (2022-Pres.)
 Kathy Adams (1976-80)
 Kristi Allen (1995-97)
 Christina Allred (1996-98)
 Taylor Altenburg (2008-10)
 Alissa Andress (1974-75)
 Joan Ansloan (1986-90)
 Darci Arvizu (1998-01)
 Denise Ashby (1978-80)
 Kalei Atkinson (2017-21)
 Claudia Austin (1986-88)
 Adenike Aderinto (2018-20)

B

Carol Bacon (1974-78)
 Tristan Baker (2002-06)
 Julie Banister (1978-79)
 Keasha Beard (2004-05)
 Judy Bell (1991-95)
 Debbie Biad (1992-93)
 Nicole Black (2002-04)
 Paulina Blunt (1989-90, 92-94)
 Serena Bobbett (1990-91)
 Anna Boldt (1979-81, 82-84)
 Crystal Boyd (2008-10)
 Jade Bradley (2020-22)
 Georgette Brewer (1998-00)
 Monique Bribiescas (2004-08)
 Becky Brown (1983-84)
 Micayla Buckner (2019-20)
 Vicki Burnham (1976-77)
 Michelle Bush (1984-87)

C

Stella Candelaria (1998-00)
 Candis Carper (1993-94)
 Nora Carter (1974-75)
 Bernie Castillo (1975-76)
 Debbie Chapman (1975-76)
 Dre Chenier (2010-12)
 Orphee Cherizard (2002-04)
 Tonishia Childress (2015-2018)
 LaCresha Clark (1996-98)
 Amanda Clift (2001-05)
 Missy Cochran (1984-85)
 Grace Colaivalu (2020-22)
 Alisha Cole (1989-93)
 Laurin Coleman (2003-04)
 Carol Cooper (1973-74)
 Jasmine Cooper (2014-18)
 Debbie Copeland (1973-76)
 Danisha Corbett (2007-11)
 Gail Cozzens (1977-79, 80-81)
 Holly Crainer (2003-05)
 Brooke Crawford (1998-00)
 Colleen Crownhart (1979-83)
 Devona Curry (1975-76)
 Wendy Czelusniak (1988-90)

D

Vanja Danilovic (1993-97)
 Brooke Davis (1986-87)
 Jeanne Davis (1983-85)
 Joanne Davis (1973-74)
 Shanice Davis (2014-16)
 Sonya Delgado (1986-89)
 Chelsea DeMarte (1996-99)
 Carla Denning (2004-08)
 Mary Detweiler (1981-82)
 Xochitl Diaz (1989-90)
 Kristy Dickson (2001-02)
 Marla Diener (1976-78)
 Jenia Dimitrova (2000-03)
 Traci Dobbins (1998-00)
 Debbie Doepke (1973-74)
Taylor Donaldson (2020-pres.)
 Jasmine Dowden (1999-00)
 Alexis Dunkley (1996-98)

Katrina Dunnagan (1977-78)

E

Dawn Eaker (1982-84)
 April Early (2000-01)
 Rodrea Echols (2018-21)
 Kishia Edwards (1991-95)
 Stacey Edwards (1982-83)
 Tami Edwards (1978-80)
 Lynette Eggers (1989-91)
 Tyler Ellis (2013-17)
 Laurie Epps (2000-02)
 Carla Erickson (1975-76)
 Vicki Evans (1985-89)

F

Tana Fallon (1979-83)
 Jeanette Feaster (1982-86)
 Michelle Fiala (1990-94)
 Janie Fitzgerald (1992-94)
 Colette Flack (1988-92)
 Chrissy Fletcher (2009-13)
 Jenean Ford (2002-06)
 Jazmyn Foster (2006-07)
 Elizabeth Foy (2003-07)
 Nanel Francisco (1994-98)
 Brianna Freeman (2013-17)
 Rebecca Fresquez (1994-98)
 Stephanie Frisch (1995-96)

G

Sinnamonn Garrett (2000-04)
 Vanessa Garner (2013-14)
 Lisa George (1983-84)
 Stefanie Gilbreath (2012-13)
 Tracey Goetsch (1988-92)
 Donna Goggin (1975-79)
 Kathy Gonzagowski (1973-75)
 Ashley Gray (2004-05)
 Marian Gray (1973-75)
Tayelin Grays (2018-pres.)
 Julie Grimm (1981-85)
 Leanne Grosso (1981-83)
Sabou Gueye (2022-Pres.)

H

Erin Hacky (1997-00)
 Beth Hamill (1985-89)
 Cheryl Hansen (1978-79)
 Emily Hardin (2014-16)
Shania Harper (2019-pres.)
 Cindy Harris (1974-75)
 Cassandra Harris (2014-15)
 Sharon Haynes (1986-87)
 Adrianna Henderson (2019-22)
 Brittany Henderson (2007)*
 Tiffany Henderson (2007)*
 Kayla Henry (2006-07)
 Cori Herman (1993-94)
 Elena Holguin (2011-14)
 Amber Holle (1997-99)
 Niki Holt (2005-09)
 Adrienne Hughes (1988-90)
 Tracy Hughes (1975-76)
 Shenequa Hunnicutt (1995-96)

I

Soufia Inoussa (2019-pres.)
 Mel Isbell (2021-22)

J

Julie Jackson (1978-81)
 Tahia Jackson (1979-81)
 Theresa Jaramillo (1975-89)
 Anikia Jawara (2006-08)
Janessa Johnson (2020-pres.)
 Natasha Johnson (1989-91)
 Sharlee Johnson (1994-97)
 Shrae Johnson (1994-96)
 Tiffanie Johnson (2005-06)
 Teri Jones (2002-05)
 Janel Joy (2005-07)

K

Andrea Kabwasa (1988-92)
Molly Kaiser (2020-pres.)
 Trecha Kennedy (2004-05)
 Amanda Kerr (2011-12)
 Kristell KinKennon (1984-88)
 Irma Kmitaite-Smith (2005-08)
 Emmy Klassen (1978-80)
 Jo Kord (1978-80)
 Caron Krueger (1978-81)
 Susan Kubala (1982-83)
 Connie Kuper (1977-78)

L

Janet Ledbetter (1977-78)
 Areyal LeDeatte (2008-09)*
 Vicki Lee (1981-82)
 April Lewallen (1980-82)
 Sara Lopez (2016-18)
 Takiyah Lopez (2015-16)
 Jasmine Lowe (2009-10)

M

Moriah Mack (2013-17)
 Marissa Maffei (2004-06)
 Malia Magazzeni (2009-13)
 Marciel Medina (2011-12)
 Paige Melville (2011-12)
 Judy Marshall (1977-78)
 Anita Maxwell (1992-96)
 Melanie Maynes (1998-02)
 Stabresa McDaniel (2018-19)
 Ann McReynolds (1975-78)
 Laura Mendoza-Govan (1999-00)
 Ann Menke (1974-75)
 Christa Millham (1998-99)
 Dominique Mills (2017-19)
 Monique Mills (2017-19)
 Susan Mince (1978-80)
 Sandra Mitchell (1980-81)
 Janet Mondragon (1975-78)
 Keaira Moore (2002-04)
 Princess Moore (2000-04)
 Francine Moreno (1992-95)
 Robin Morse (1982-83)
 Karen Mozes (2011-12)*

N

Kalei Nance (2005-06)
 Bradley Nash (2014-15)
 Marla Neal (1975-76)
 Sherell Neal (2004-08)
 Alexis Nelson (2012-13)

O

September Offut (2013-14)
 Sharon Oilhausen (1973-75)
 Lauren O'Neil (1997-00)
 Kris Oppenhuizen (1975-76)
 Morgan Overman (2002-04)

P

Karmella Pacheco (1973-74)
 Gia Pack (2016-20)
 Brittany Palmer (2007-09)
 Carolyn Patterson (1975-76)
 Diana Payne (1973-74)
 Vicki Peacock (1978-79)
 Ana Marisa Perez (2003-04)
 Renee Perkins (1984-86)
Sylena Peterson (2021-22)
 Judy Phillips (1984-88)
 Alane Pierce (1986-88)
 Helen Piro (1976-77)
 Robyn Poole (1994-96)
 Ronda Porter (1973-75)
 Aaliyah Prince (2016-21)
 Cheryl Prince (1977-81)

R

Wendy Ray (1994-98)
 Traci Reindle (1988-92)
 Lucresha Richie (1978-79)
 Lisa Rife (1983-84)
 Pamla Roberson (1983-84)
 Annette Robinson (1994-97)
 Baylee Robinson (2017-19)
 Camila Rosen (2009-13)
 Kelsie Rozendaal (2008-13)
 Susan Ruedin (2011-14)
 Jasmine Rutledge (2010-15)
 Cecilia Russell-Nava (2004-07)

S

Carrie Saidat (1997-00)
 Brooke Salas (2015-19)
 Tera Salopek (1991-92)
 Erica Sanchez (2007-12)
 Genieve Sanchez (1999-00)
 Mari Sanchez (1999-03)
 Nancy Sanchez (1975-78)
Sianny Sanchez-Oliver (2022-Pres.)
 Meredith Sanders (1988-92)
 Abby Scott (2012-16)
 Micky Schruf (1979-80)
Moe Shida (2022-Pres.)
 Ashley Scroggins (2008-10)
 Denise Sifuetntes (1980-81)
 Tracey Smith (1975-78)
 Judy Smyth (1974-75)
 Tyeisha Smith (2020-21)
 Amanda Soederqvist (2019-21)
 Kaitlyn Soto (2008-12)
 Hannah Spanich (2006-08)
 Jill Spaschak (1985-88)
 Madison Spence (2007-11)
 Eraina Spice (1980-81)
 Tamm Sprint (1988-92)
 Pam Stenstream (1974-75)
 Kelly Stephens (1983-84)
 Danielle Stevens (2007)*
 Jamie Stimson (1992-95)
 Ivana Stojkovic (2000-01)
 Jayci Stone (2005-06)
Ashlee Strawbridge (2022-Pres.)
 Nana Sule (2018-21)

T

Tyesha Taylor (2014-17)
 Deja Terrell (2020-22)
 Emily Thatcher (2009-10)
Fama Thiam (2022-Pres.)
 Tia Thomas (1987-91)
 LaTanya Thomspson (1983-87)
 Rona Thompson (1988-91)
 Jeneva Toilolo (2015-2018)
 Michelle Tompkins (2001-02)
 Ginger Trimble (1976-77)
 Diane Tschasar (1979-83)

V

Connie Vau (1991-95)
 Kris Veatch (1984-88)
 Lucy Vigil (1984-86)

W

Mandy Wald (2004-06)
 Diane Walker (1976-77)
 Brandee Walton (2013-17)
 Tyshae Walton (2005-09)
 Tabytha Wampler (2008-2012)
 Holli Ward (2005-09)
 Regina Washington (1981-82)
 Sasha Weber (2012-16)
 Brenda Weed (1981-83)
 Barb Weiner (1979-83)
 Leah Welch (2000-02)
 Amy Wells (1997-99)
 Keyora Wherry (2011-12)
 Kristin White (1993-94)

Cami Williams (1995-96)
 Stacey Williams (1993-94)
 Tamera William (2013-17)
 Zaire Williams (2014-18)
 Danesia Williamson (2012-14)
 Pam Wilmore (2017-19)
 Hannah Womack (2011-12)
 Cristen Wuebben (1992-93)

Y

Lucia Yenes (2022-Pres.)
 Pat Young (1976-77)
 Shay Young (2012-13)

* Did not play a complete season



Year	Coach	W	L	Pct.	Conf.	Conf. Pct.	Finish
1973-74	Karen Fey	9	4	.692	4-4	.500	--
1974-75	Karen Fey	13	8	.619	6-6	.500	--
1975-76	Karen Fey	13	6	.684	8-5	.615	--
1976-77	Karen Fey	24	4	.857	10-3	.769	--
1977-78	Karen Fey	16	13	.552	6-7	.462	--
1978-79	Karen Fey	11	18	.379	5-8	.385	--
1979-80	Karen Fey	22	12	.647	6-4	.600	--
1980-81	Karen Fey	22	14	.611	7-3	.700	--
Eight Years		130	79	.622	52-39	.565	
1981-82	Cathy Benedetto	15	15	.500	4-6	.400	--
1982-83	Cathy Benedetto	11	15	.423	1-9	.100	6th
Two Years		26	30	.464	5-15	.250	
1983-84	Pat Knapp	10	18	.357	2-8	.200	5th
1984-85	Pat Knapp	15	13	.536	8-4	.667	T-2nd
1985-86	Pat Knapp	20	8	.714	9-3	.750	T-2nd
Three Years		45	39	.536	19-15	.559	
1986-87	Joe McKeown	23	7	.767	10-2	.833	T-1st
1987-88	Joe McKeown	26	3	.897	10-0	1.000	1st
1988-89	Joe McKeown	19	10	.655	8-2	.800	2nd
Three Years		68	20	.773	28-4	.875	
1989-90	Doug Hoselton	19	9	.679	8-2	.800	2nd
1990-91	Doug Hoselton	14	17	.452	8-10	.800	6th
1991-92	Doug Hoselton	16	15	.516	9-9	.444	6th
Three Years		49	41	.544	25-21	.543	
1992-93	Mike Petersen	17	11	.607	11-7	.611	5th
1993-94	Mike Petersen	24	8	.750	14-4	.778	T-2nd
1994-95	Mike Petersen	20	9	.655	14-4	.778	1st
1995-96	Mike Petersen	20	10	.655	14-4	.778	3rd
Four Years		81	38	.681	53-19	.736	
1996-97	John Sutherland	11	16	.407	8-6	.541	T-2nd (East)
1997-98	John Sutherland	7	19	.269	2-12	.143	5th (East)
1998-99	John Sutherland	7	19	.269	4-10	.286	T-4th (East)
1999-00	John Sutherland	10	16	.625	5-9	.357	5th
2000-01	John Sutherland	10	18	.357	6-10	.375	4th (West)
Five Years		45	88	.338	25-47	.347	
2001-02	Nikita Lowry	13	16	.448	6-9	.400	T-4th (West)
2002-03	Nikita Lowry	3	5	.375	0-0	.000	
One-Plus Years		16	21	.432	6-9	.400	
2002-03	Marlene Stollings	9	3	.750	6-2	.750	
2002-03	Elmer Chavez	4	4	.500	4-3	.571	T-1st (West)
2003-04	Darin Spence	13	16	.448	6-9	.400	T-4th (West)
2004-05	Darin Spence	9	19	.321	4-11	.267	T-4th (West)
2005-06	Darin Spence	10	20	.334	5-11	.313	8th
2006-07	Darin Spence	13	18	.419	6-10	.375	7th
2007-08	Darin Spence	23	9	.719	11-5	.688	3rd
2008-09	Darin Spence	9	22	.290	5-11	.313	7th
2009-10	Darin Spence	18	14	.563	8-8	.500	T-5th
2010-11	Darin Spence	14	18	.438	7-9	.438	T-5th
Ten Years		122	143	.460	68-88	.436	
2011-12	Mark Trakh	6	24	.200	3-11	.214	8th
2012-13	Mark Trakh	15	16	.483	7-11	.388	8th
2013-14	Mark Trakh	11	20	.355	7-9	.438	7th
2014-15	Mark Trakh	22	8	.733	13-1	.929	1st
2015-16	Mark Trakh	26	5	.839	13-1	.929	1st
2016-17	Mark Trakh	24	7	.744	14-0	1.000	1st
Six Years		104	80	.565	57-33	.633	
2017-18	Brooke Atkinson	18	13	.581	11-3	.786	1st
2018-19	Brooke Atkinson	26	7	.788	15-1	.938	1st
2019-20	Brooke Atkinson	12	18	.400	8-8	.500	5th
2020-21	Brooke Atkinson	9	12	.429	6-6	.500	4th
2021-22	Brooke Atkinson	10	19	.345	6-12	.333	T-10th
Five Years		75	69	.520	46-30	.605	

Seasons: 51
 Overall: 761-648 (.540)
 Intermountain Athletic Conference: 56-46 (.549) - Nine Seasons (1974-82)
 High Country Athletic Conference: 56-30 (.651) - Eight Seasons (1983-90)
 Big West Conference: 89-75 (.543) - 10 Seasons (1991-00)
 Sun Belt Conference: 32-44 (.421) - Five Seasons (2001-05)
Western Athletic Conference: 133-99 (.573) - 15 Seasons (2005-Present)

ALL-TIME ASSISTANT COACHES

Linda Koch..... 1973-88	Janet Shafer..... 1992-93	Tony Giannotti..... 2009-11
Donna Goggin..... 1979-80	Yvonne Sanchez..... 1993-99	Jamie Shadian..... 2011-12
Kathy Hiles..... 1980-81	Joey Anders..... 1996-00	Tamera Inoue..... 2011-16
Stacy Rhoades..... 1981-82	Kimberly Wilson Jenkins..... 1997-00	Aarika Hughes..... 2011-16
Caron Krueger..... 1982-83	Marlee Webb..... 1998-01	Stacey Nichols..... 2012-13
Thomas Mooney..... 1983-84	Angie White..... 1999-01	Erica Sanchez..... 2013-14
Daniel Durkin..... 1984-85	Nikita Lowry..... 2000-01	Cecilia Russell-Nava..... 2014-16
Bill Cooperrider..... 1985-86	Marlene Stollings..... 2001-03	Blanche Alverson..... 2016-17
Bob Craig..... 1986-87	John Ishee..... 2002-04	Ashley Ford..... 2016-17
Jerry McLaughlin..... 1987-89	Derek Jordan..... 2002-03	Jason Glover..... 2016-17
Linn Sroka..... 1988-90	Josh Pearson..... 2002-03	Ryan McAdams..... 2017-2021
Cedric Hurt..... 1989-90	Phylesha Whaley..... 2002-03	Aisha Stewart..... 2017-22
Kris Veatch..... 1990-92	Brooke Atkinson..... 2003-11	Deaudra Brown..... 2017-22
Jeff Thompson..... 1990-91	Doshia Woods..... 2004-05	Patrick Harrison..... 2022-Pres.
Lee Ann Riley..... 1991-92	Princess Moore..... 2005-08	Chynna Turner..... 2022-Pres.
Jeff Dow..... 1992-96	Joel Washington..... 2005-09	Zach Banks..... 2022-Pres.
Mike Petersen..... 1992-93	Cecilia Russell-Nava..... 2008-11	



Karen Fey
1973-81
130-79 (.622)



Cathy Benedetto
1981-83
26-30 (.464)



Pat Knapp
1983-86
45-39 (.536)



Joe McKeown
1986-89
68-20 (.773)



Doug Hoselton
1989-92
49-41 (.544)



Mike Petersen
1992-96
81-38 (.681)



John Sutherland
1996-01
45-88 (.338)



Nikita Lowry
2001-03
16-21 (.432)



Darin Spence
2003-11
77-104 (.425)



Mark Trakh
2011-2017.
104-80 (.565)



Brooke Atkinson
2017-2022
75-69 (.520)



Jody Adams
2022-Pres.
First Season



DR. DAN. E. ARVIZU
UNIVERSITY CHANCELLOR
FOURTH YEAR

Dr. Dan Arvizu became Chancellor and the 28th Chief Executive of the New Mexico State University System (NMSU) on June 1, 2018. NMSU is New Mexico's land-grant institution founded in 1888 and is presently one of the nation's foremost Hispanic-serving universities. NMSU is a NASA Space Grant College and is home to the very first Honors College in New Mexico. Dr. Arvizu is the second alumnus and first Hispanic to be hired as the NMSU System Chancellor and Chief Executive. He previously served in various roles at Emerson Collective including Chief Technology Officer, STEM Evangelist, and Senior Advisor. He also currently serves as a Venture Partner for Sustainability for Ridge-Lane Partners, Ltd. and as a Precourt Institute Energy Scholar at Stanford University.

Dr. Arvizu has had a long distinguished career in advanced energy research and development, materials and process sciences, and technology commercialization. He started his career in 1973 at Bell Labs, and after four years transferred to Sandia National Labs, where he spent the next 21 years, 14 years in executive roles. In 1998 he joined CH2M Hill Companies, Ltd for 6 years, his last two years as a CTO. In January of 2005 he was appointed the 8th Director of the U.S. Department of Energy's National Renewable Energy Laboratory (NREL) in Golden, Colorado and became the first Hispanic Lab Director in the history of any of the 17 U.S. DOE's National Labs. He retired in December of 2015, and is presently Director Emeritus.

Dr. Arvizu serves on a number of boards, panels and advisory committees including the State Farm Mutual Insurance Board of Directors, the Singapore International Advisory Panel on Energy, and the Stanford Precourt Institute for Energy Advisory Council. In 2004 he was appointed by President George W. Bush, and subsequently in 2010 reappointed by President Barack Obama (twice confirmed by the full Senate), to serve six-year terms on the National Science Board (NSB), the governing body of the \$7.5 billion National Science Foundation. He was twice elected NSB Chairman by his peers and served in that role for four years (2012-2016) where he testified annually on NSF's budget before Congress. He was the first Hispanic Chair of the National Science Board, founded in 1950.

He is an elected Fellow of the National Academy of Engineering and the National Academy of Public Administration and in 2016 received the Secretary of Energy's Exceptional Service Award for more than three decades of energy contributions. He has received numerous awards and recognitions including induction as a member of the U.S. News and World Report STEM Leadership Hall of Fame, induction as a member of the Great Minds in STEM Hispanic Science and Engineering Hall of Fame, and in 2010 was awarded the Hispanic Scientist of the Year, by the Museum of Science and Industry, Tampa, Florida.

Dr. Arvizu has a Bachelor of Science in Mechanical Engineering from New Mexico State University, and a Master of Science and Ph.D. in Mechanical Engineering from Stanford University.





MARIO MOCCIA

ATHLETIC DIRECTOR

SEVENTH YEAR

Mario Moccia returned to his alma mater on Jan. 5, 2015, as the 23rd Director of Athletics at New Mexico State University after serving for nine years as the Director of Athletics at Southern Illinois University in Carbondale, Ill., and eight years as the senior associate athletic director at the University of Missouri.

The 1989 graduate of NM State has already created an immediate impact in his years as Director of Athletics. From a national standpoint, he has guided New Mexico State to its top four finishes in the Learfield Director's Cup standings – including three years with 100-plus points (2014-15, 2015-16 and 2017-18).

Under his direction, the Aggies have won 39 championships (regular season and/or tournament) through 2017-18, including three-consecutive Western Athletic Conference Commissioner's Cup (2014-17)

The 2017-18 campaign is arguably the best athletic year in NM State history with the football team not only earning a bowl bid, but also bringing home the first bowl victory in 57 years when the Aggies defeated Utah State 26-20 in overtime to claim the 2017 NOVA Home Loans Arizona Bowl. Aggie fans came in full force to support their team to the tune of 25,000-plus Aggies in Tucson on Dec. 29.

In addition, New Mexico State joined Duke, Michigan State and Purdue as the only athletic departments that won a bowl game and had a men's basketball program that won 28 or more games. Heading into the spring championships, NM State was only one of 15 schools that sent its team to an FBS bowl game, NCAA Men's Basketball Tournament and NCAA Baseball Regional. Of those 15 schools, NM State, Houston and San Diego State were the only teams from a Group of 5 conference.

Overall, the athletic department finished 124th in the 2017-18 Learfield Director's Cup standings with 145.00 points, the second-highest in school history. The Aggies also finished second in the WAC Commissioner's cup standing with 81.25 points despite only sponsoring 15 of the 19 sports that qualify for points.

Excellence on the field continued to shine under Moccia's direction with four student-athletes taking home seven All-America honors in 2017-18. Jemerrio Jones of men's basketball became just the ninth All-American in program history and fifth Aggie to earn Associated Press All-American distinction. Baseball had three players take home All-America honors in Kyle Bradish, Johnathan Groff and Nick Gonzales – who arguably had the best freshman season in program history after hauling in All-America honors from four different organizations.

In addition to the football's bowl championship, New Mexico State hauled in nine conference regular-season and tournament titles while sending women's cross country, men's basketball, men's tennis, softball and baseball to NCAA postseason play. NM State also had nine WAC Players of the Year with Jones (men's basketball) and Kelsey Horton (softball) being named the 2017-18 Joe Kearney Award recipients, which are given to the top male and female student-athletes in the WAC.

Moccia led NM State into a multi-million dollar multimedia rights agreement with Learfield in 2015, a first in the history of the University. He followed that up in 2016 as he obtained a new exclusive five-year footwear and apparel contract with Under Armour. This new agreement more than doubled the University's previous agreement.

With Moccia at the helm, the Aggies made several facility upgrades. Presley Askew Field installed a state-of-the-art synthetic grass infield. In addition, the baseball stadium saw renovations to its bullpens and batting cages as well as construction of a new press box and field turf. The swimming and diving team is enjoying the new Wanda Glass Swimming and Diving Locker Room as well as new coaches offices, while Aggie Memorial Stadium received a major upgrade with the addition of Club 27. In addition, football team locker room was renovated thanks to the generous donation of the Allen Family.

NM State has also continued to excel in the classroom since Moccia took the reigns as all athletics teams surpassed an Academic Progress Rate of 930. Three teams, women's golf, women's tennis and women's cross country, achieved a perfect 1,000 multi-year APR. The Aggies also registered a 3.0 GPA or better in 26-consecutive semesters through the spring semester of 2018.

In May of 2015, members of the Minority Opportunities Athletic Association (MOAA) elected Moccia the President of the Association and completed his term as President at MOAA's June symposium. MOAA includes 600-plus minority athletic administrators nationwide and advocates for increased participation and administrative opportunities for minorities in athletics. He also spent time serving as the Sun Belt Conference representative on the Lead1 Board of Directors.

Moccia was named an Under Armour Athletic Director of the Year in 2013 by the National Association of Collegiate Directors of Athletics (NACDA) at SIU as he directed the program to new heights.

He played an important role in a major fundraising/capital improvement project to build a new football stadium, a new athletic support building and to renovate the university's basketball arena. He also negotiated media rights, footwear and apparel contracts.

Additionally, the Salukis were successful across the board during Moccia's tenure, winning conference championships in football, men's and women's basketball, women's golf, men's and women's cross country, men's tennis, softball, men's and women's track, and women's swimming and diving.

He has also served on the NCAA Division I Championships/Sports Management Cabinet, was the FCS representative for the NCAA's Administration Committee and served as liaison to Men's Basketball Committee.

Moccia was previously the Associate Athletic Director for External Operations and then Senior Associate Director of Athletics at the University of Missouri from 1998-2006. He also worked as the Associate Athletics Director for External Operations at Texas State University from 1997-1998 and Director of Sales/Lobo Club assistant director at the University of New Mexico from 1993-1997.

A member of the US Bank New Mexico State Hall of Fame inducted in 1998, Moccia was the captain of the Aggie baseball team. He was twice honored as the Aggies MVP and won a team triple crown (leader in batting average, home runs and RBI). He was selected by the Detroit Tigers in the 1989 Major League Baseball draft, and played two seasons in the Tigers minor league system before entering athletic administration.

In addition to his bachelor's degree in psychology from NM State, Moccia was awarded a master's degree in sports administration from the University of New Mexico in 1993.

Moccia and his wife, Heidi – a former All-American women's soccer player at UMass – are the parents of two children, Addie (10) and Gemma (5).



CREENTIALS

Arrangements for media credentials for the 2022 New Mexico State women's basketball season should be made through the NM State Athletic Media Relations Department.

GAME SERVICES

A member of the NM State Athletic Media Relations staff will be on hand to provide working media with rosters and match notes before the beginning of each game. Results will be available to members of the media after the game. Postgame recaps and box scores will be emailed to members of the media after every game.

COACH/ATHLETE INTERVIEWS

All interviews with coaches and student-athletes need to be arranged through the Athletic Media Relations Department. Student-athletes and coaches have been instructed not to grant any interview, in person or by telephone, that has not been arranged by the Athletic Media Relations Department. Student-athlete telephone numbers are private and will not be released.

Phone interviews must also be coordinated through the Athletic Media Relations Office. The requested coach or student-athlete will return the call at an agreed upon time.

POST GAME INTERVIEWS

New Mexico State provides equal access to all members of the working media. At the conclusion of each home match, coaches and student-athletes will be available for interviews following the cool down period.

Requests for interviews should be made to the NM State Athletic Media Relations staff on hand before the conclusion of the event. Requests for interviews with opposing coaches and/or student-athletes should also be made to the NM State Athletic Media Relations staff and/or opposing media relations personnel.

NEWSPAPERS

Las Cruces Sun-News
Phone: (575) 541-5455

El Paso Times
Phone: 1-800-351-1032

Las Cruces Bulletin
Phone: (575) 524-8061

Albuquerque Journal
Phone: 1-800-990-5765

Santa Fe New Mexican
Phone: (505) 995-3885

The RoundUp (Student Paper)
Phone: (575) 646-6397

El Diario (Spanish Language Newspaper)
Phone: (915) 838-1600

TELEVISION STATIONS

El Paso
KDBC (CBS Affiliate - Channel 4)
Phone: (915) 496-4461

KFOX (Fox Affiliate - Channel 8)
Phone: (915) 834-2123

KTSM (NBC Affiliate - Channel 9)
Phone: (915) 8532-5421 (ext. 5)

KVIA (ABC Affiliate - Channel 7)
Phone: (915) 496-1761

KINT (Univision) - Spanish
Phone: (915) 231-2444

Albuquerque
KOAT (ABC Affiliate - Channel 7)
Phone: (505) 884-7777

KOB (NBC Affiliate - Channel 4)
Phone: (505) 764-2450

KRQE (CBS Affiliate - Channel 13)
Phone: (505) 764-5214

RADIO STATIONS

Las Cruces
KXPZ 99.5 FM (Network Flagship)
Phone: (575) 527-1111 | Fax: (575) 527-1100
Email: contact@bravomic.com

KRUX 91.5 FM (Affiliate)
Phone: (575) 646-9150
Email: kruxgm@nmsu.edu

Alamogordo
KNMZ 103.7 FM (Affiliate)
Phone: (575) 437-1505
Email: knmz@snmradio.com

Albuquerque
KNMM 1150 AM (Affiliate)
Phone: (505) 425-5669

Carlsbad
KAMQ 1240 AM (Affiliate)
Phone: (575) 887-7563
Email: don@carlsbadradio.com

El Paso
KHEY 1380 AM (Affiliate)
Phone: (915) 351-5400

Gallup
KYVA 1230 AM (Affiliate)
Address: 405 S 2nd St.
Gallup, NM 87301
Phone: (505) 863-6851

Las Vegas
KMDS 107.1 FM (Affiliate)
Email: mattmartinez@knmx.com
Phone: (505) 425-5669

WIRE SERVICES

Associated Press
Phone: 1-800-848-2766





The New Mexico State University (NM State) Athletics Department takes great pride in abiding by the National Collegiate Athletic Association (NCAA) and the Western Athletic Conference rules and guidelines that govern Division I competition. For the benefit of the many alumni, fans and booster club members who are so active in supporting and assisting the Aggies throughout the year, we would like to remind everyone of a few definitions and rules that apply to all athletic representatives and boosters.

INSTITUTIONAL CONTROL

It is the responsibility of NM State to control its intercollegiate athletic program in compliance with the rules and regulations of the NCAA.

Responsibility

NM State's responsibility for the conduct of its program includes responsibility for the actions of its staff members and for the actions of any other individual, booster or organization engaged in activities promoting the athletic interests of the institution.

Compliance

NM State must monitor its program to ensure compliance and to identify and report to the NCAA instances in which compliance has not been achieved. An institution found to have violated NCAA rules is subject to disciplinary and corrective actions as determined by the NCAA.

NCAA Definitions

Athletic Representative/Booster

You are considered to be a NM State athletic representative if you:

- Are a present or past member of a NM State booster club or agency that promotes the Aggies' intercollegiate athletic program.
- Have made financial contributions to the athletic department or to an athletic booster organization of NM State.
- Are or have been providing benefits (e.g., summer jobs, meals, etc.) to enrolled student-athletes, their family members or friends.
- Are or have been involved in any manner of promoting the NM State intercollegiate athletic program.

Please note: Once an individual is identified as an athletic representative, that person retains that identity indefinitely. NM State is ultimately responsible for the acts of all "representatives of athletic interest" in relation to NCAA rules and regulations.

Prospective Student-Athlete

A prospective student-athlete is a student who has started classes for the ninth grade or above, including students in prep school and junior colleges as well as students who have officially withdrawn from a four-year institution and plan to transfer to another institution. In addition, a student who has not started classes for the ninth grade becomes a prospective student-athlete if the institution or a booster provides the individual or the individual's relatives or friends with any financial assistance or benefits that the institution does not provide to prospective students in general. A good rule of thumb is to treat ALL STUDENTS as prospects.

Student-Athlete

A student-athlete is a student whose enrollment was solicited by a member of the athletic staff or other representative of athletic interest with a view toward the student's ultimate participation in the intercollegiate athletic program.

Contact

Contact is any face-to-face encounter between a prospect, or the prospect's parent or legal guardian, and an institutional staff member or athletic representative during which any dialogue occurs.

RECRUITING

Recruiting is any solicitation of a prospect or a prospect's family member (or guardian) by an institutional staff member or by athletic representative of the institution for the purpose of securing the prospect's enrollment and ultimate participation in the institution's intercollegiate athletic program.

Guidelines and Reminders for Boosters

- A booster may not contact the prospect, prospect's coach, principal or counselor in an attempt to evaluate or recruit the prospect.
- A booster may not expend funds to entertain or provide transportation for a prospective student-athlete, family members or friends.
- A booster may not become directly or indirectly involved in making arrangements for a prospect, or the prospect's relatives or friends, to receive money or financial aid of any kind.
- A booster may not contact a prospective student-athlete through letter writing, telephone calling or other forms of communication.

However, here are a few ways that an Aggie booster may be involved:

- Do discuss summer employment opportunities with a prospect after he/she has signed a National Letter of Intent with NM State.
- Do attend high school athletic events without contacting prospective student-athletes.
- Do continue existing friendships with families and friends of prospective student-athletes.
- Do send recommendation letters, newspaper clippings or similar information about prospective student-athletes to Aggie coaches.

Here are a few ways that an Aggie booster may help:

- Do invite a student-athlete to participate in non-profit, charitable or educational events.
- Do invite a student-athlete into your home for an occasional meal.
- Do contact the NM State Athletic Compliance Office for approval prior to a student-athlete engaging in outside speaking or promotional activities.
- Do pay a student-athlete the commensurate rate for actual and legitimate employment.

PLEASE CALL THE AGGIE COMPLIANCE OFFICE IF YOU HAVE ANY QUESTIONS: 575-646-1028



**HOVR
LIFTS
YOU
UP**



HOVR
HAVOC



