

- Facebook | NM State Men's Basketball |
- Twitter | @NMState MBB |
- The 'gram | @NMStateMBB |
- Website | NMStateSports.com |



# NM STATE

20 • AGGIE BASKETBALL • 21-22

GAME NOTES GAME 11

TWENTY-TWO NCAA TOURNAMENT APPEARANCES | TWENTY CONFERENCE TITLES | NINE WAC TOURNAMENT TITLES | NINE ALL-AMERICANS | 105 ALL-CONFERENCE SELECTIONS

## SCHEDULE • RESULTS • RECORD

DATE	OPPONENT	TV	TIME (MT)
Nov. 9	UC Irvine	ESPN+	W   62-51
Nov. 13	UTEP	ESPN+	W   77-71
Nov. 18	vs. DavidsonS	ESPNU	W   75-64
Nov. 19	vs. Utah StateS	ESPN2	L   85-58
Nov. 21	vs. Indiana StateS	ESPN2	W   80-66
Nov. 24	New Mexico Highlands	ESPN+	W   94-67
Nov. 30	New Mexico	ESPN+	L   101-94
Dec. 3	at UTEP	Stadium	W   72-69
Dec. 6	at New Mexico	Mountain West Network	W   78-76 (OT)
Dec. 11	at Loyola Marymount	WCC Network	W   63-58
Dec. 15	at Washington State	Pac-12 Washington	8 p.m.
Dec. 18	Northern New Mexico	ESPN+	4 p.m.
Dec. 20	UT Permian Basin	ESPN+	7 p.m.
Dec. 30	at Seattle U*	ESPN+	8 p.m.
Jan. 1	Chicago State*	ESPN+	4 p.m.
Jan. 6	at Lamar*	ESPN+	6 p.m.
Jan. 8	at UTRGV*	ESPN+	6 p.m.
Jan. 13	Tarleton*	ESPN+	7 p.m.
Jan. 15	Abilene Christian*	ESPN+	4 p.m.
Jan. 20	at Sam Houston*	ESPN+	5:30 p.m.
Jan. 22	at SFA*	ESPN+	1 p.m.
Jan. 29	Grand Canyon*	ESPN+	7 p.m.
Feb. 3	California Baptist*	ESPN+	7 p.m.
Feb. 5	Seattle U*	ESPN+	4 p.m.
Feb. 10	at Dixie State*	ESPN+	7 p.m.
Feb. 12	at Utah Valley*	ESPN+	2 p.m.
Feb. 16	Dixie State*	ESPN+	7 p.m.
Feb. 19	at Grand Canyon*	ESPN+	6 p.m.
Feb. 26	at Chicago State*	ESPN+	1 p.m.
March 2	SFA*	ESPN+	7 p.m.
March 5	Utah Valley*	ESPN+	7 p.m.

### 2022 Hercules Tires WAC Tournament

March 8	First Round%	TBA	TBA
March 9	Second Round%	TBA	TBA
March 10	Quarterfinals%	TBA	TBA
March 11	Semifinals%	TBA	TBA
March 12	Championship%	TBA	8 p.m.

### NCAA Tournament

March 17-20	1st & 2nd Round	TBD	TBD
March 24-27	Regional Rounds	TBD	TBD
April 2	Final Four	TBD	TBD
April 4	Championships	TBD	TBD

All times MOUNTAIN & subject to change

\$ Denotes Myrtle Beach Invitational Game (played in Conway, S.C.)

\*Denotes WAC Game

% game played at the Orleans Arena in Las Vegas, Nev.

## THIS IS WHO WE ARE

• We respectfully ask all media outlets to please refer to the university by our official name and abbreviations. The full name of the institution is New Mexico State University with a preferred written name of New Mexico State or NM State. When the name of the university is shortened, the abbreviation should be written as "NM State," or "NMSU" if space is limited. Our mascot is the Aggies. NM State is located in Las Cruces, N.M., which is indeed within the borders of one of the 50 United States. You'd be surprised at how many people think that New Mexico is a foreign country smh...

• NM State is the only university in the nation with a collegiately-licensed beer (Pistol Pete's 1888 Ale), wine (Pistol Pete's Crimson Legacy), whiskey (Pistol Pete's Six Shooter), coffee ("A" Mountain Roast) and hard seltzer (1888 Hard Seltzer).

• A portion of the proceeds from each of the Aggies' officially licensed products go to benefit the university's over 400 student-athletes.

• NM State was founded in 1888 as Las Cruces College and served as the state's land-grant university. It was later renamed New Mexico College of Agriculture and Mechanic Arts and in 1960 the constitution of New Mexico formally recognized the institution as NMSU.

• Something that at times causes confusion is the fact that there are two NCAA Division I universities in the state of New Mexico. New Mexico - known also as UNM - is in Albuquerque and is a member of the Mountain West Conference. Their mascot is the Lobos. We are not them and they are not us. Type #UNMSU into the Twitter search bar - it's kinda funny.

### NM STATE AGGIES<sup>8-2</sup>



OVERALL RECORD | 8-2  
WAC RECORD | 0-0  
HOME RECORD | 3-1  
AWAY RECORD | 3-0  
NEUTRAL RECORD | 2-1  
2020-21 RECORD | 12-8, 7-6 WAC  
RANKING (AP/COACHES) | --/  
NET/BPI/KenPom | 84/156/111  
STREAK | W3  
LAST 5 GAMES | 4-1 (.800)  
LAST 10 GAMES | 8-2 (.800)  
LAST GAME | NM STATE 63, at LMU 58 (12/11/21)  
HEAD COACH | Chris Jans  
ALMA MATER | Loras College, '91  
NM STATE RECORD/YEAR | 103-27 (.792)/Fifth  
CAREER RECORD/YEAR | 124-39 (.761)/Sixth  
LEADING SCORER | Teddy Allen (17.3 ppg)  
LEADING REBOUNDER | Teddy Allen (6.8 rpg)  
ASSISTS LEADER | Jabari Rice (3.7 apg)  
STEALS LEADER | Teddy Allen (0.9 spg)  
BLOCKS LEADER | Johnny McCants (1.5 bpg)

### WASHINGTON STATE COUGARS<sup>7-3</sup>



OVERALL RECORD | 7-3  
PAC-12 RECORD | 0-0  
HOME RECORD | 5-2  
AWAY RECORD | 2-0  
NEUTRAL RECORD | 0-1  
2020-21 RECORD | 14-13, 7-12 PAC-12  
RANKING (AP/COACHES) | --/  
NET/BPI/KenPom | 43/60/41  
STREAK | L1  
LAST 5 GAMES | 2-3 (.400)  
LAST 10 GAMES | 7-3 (.700)  
LAST GAME | WSU 74, vs. SDSU 77 (12/11/21)  
HEAD COACH | Kyle Smith  
ALMA MATER | Hamilton, '92  
WSU RECORD/YEAR | 37-32 (.536)/Third  
CAREER RECORD/YEAR | 201-154 (.566)/12th  
LEADING SCORER | Michael Flowers (14.1 ppg)  
LEADING REBOUNDER | Mouhammed Gueye (5.9 rpg)  
ASSISTS LEADER | Noah Williams (2.8 apg)  
STEALS LEADER | Noah Williams (1.0 spg)  
BLOCKS LEADER | Efe Abogidi (1.9 bpg)

## HEAD TO HEAD



AGGIES	ADV.	CATEGORY	ADV.	WSU
10	=	GAMES PLAYED	=	10
753		POINTS	✓	789
75.3		POINTS/GAME	✓	78.9
70.8		OPP. POINTS/GAME	✓	64.5
+4.5		SCORING MARGIN	✓	+14.4
274-570		FG-A	✓	268-602
.481	✓	FIELD GOAL PCT.		.445
.411		FIELD GOAL PET. DEF.	✓	.394
81-241		3FG-A	✓	87-247
.336		3FG PCT.	✓	.352
.315		3FG PET. DEF.	✓	.314
8.1		3FG/GAME	✓	8.7
7.3		OPP. 3FG/GAME	✓	6.5
124-172		FT-A	✓	166-220
.721		FT PCT.	✓	.755
12.4		FTM/GAME	✓	16.6
91-274-365		REBOUNDS (O-D-T)	✓	127-271-398
36.5		REBOUNDS/GAME	✓	39.8
+5.1		REBOUNDING MARGIN	✓	+7.6
145   14.5	✓	ASSISTS   PER GAME	110   11.0	
1.0	✓	ASSIST-TO RATIO	0.9	
43   4.3		BLOCKS   PER GAME	✓ 54   5.4	
47   4.7		STEALS   PER GAME	✓ 53   5.3	

## PROJECTED NM STATE STARTERS

	PPG	RPG	APG	FG%
	17.3	6.8	2.1	.434
<b>0   TEDDY ALLEN</b>				R-Jr.   G Phoenix, Ariz.
	PPG	RPG	APG	FG%
	3.8	1.8	1.0	.692
<b>3   NATE PRYOR</b>				Jr.   G Seattle, Wash.
	PPG	RPG	APG	FG%
	13.0	4.6	3.7	.429
<b>10   JABARI RICE</b>				R-Jr.   G Houston, Texas
	PPG	RPG	APG	FG%
	8.1	5.9	1.3	.603
<b>13   WILL MCNAIR JR.</b>				R-So.   F Philadelphia, Pa.
	PPG	RPG	BPG	FG%
	8.8	5.0	1.3	.603
<b>35   JOHNNY MCCANTS</b>				R-Sr.   F Las Cruces, N.M.

## GAME ELEVEN

NM STATE at WASHINGTON STATE  
Pullman, Wash. | Beasley Coliseum  
Wed., Dec. 15, 2021 | 8:00 p.m.

## THE JOURNEY

1,458

| Pan American Center to Beasley Coliseum mileage |

## FOLLOW THE ACTION



**WATCH** | Pac-12 Networks  
PxP | Greg Heister, Dan Dickau



**LISTEN** | Zia Country 99.5 FM  
PxP | Jack Nixon



**STATS** | NMStateSports.com

## THE SERIES | NM STATE vs. WSU

Overall vs. WSU	2-1 (.667)
In Las Cruces, N.M.	1-0 (1.000)
At the Pan Am Center	1-0 (1.000)
In Pullman, Wash.	0-0 (.000)
At Beasley Coliseum	0-0 (.000)
At neutral sites	1-1 (.500)
Last meeting	WSU 63, vs. NM State 54   12/7/19
Last NMSU win	12/23/18   75-72
Last NMSU home win	12/1/18   69-63
Last NMSU road win	none
Last WSU win	NM State 54, vs. WSU 63   12/7/19
Last WSU home win	none
Last WSU road win	none
Largest margin of victory (NMSU)	6   69-63 on 12/1/18
Largest margin of defeat (NMSU)	9   63-54 on 12/7/19
Current Streak	WSU won one
Last five games	2-1 (.667)
Last five home games	1-0 (1.000)
Last five away games	0-0 (.000)
Last 10 games	2-1 (.667)
Last 10 home games	1-0 (1.000)
Last 10 away games	0-0 (.000)
NM State points   average	198   66.0
WSU points   average	198   66.0
NM State scoring margin	+0.0
Jans vs. WSU	2-1 (.667)
At the Pan Am Center	1-0 (1.000)
At Beasley Coliseum	0-0 (.000)
At neutral sites	1-1 (.500)
Jans vs. Smith	0-1 (.000)
Smith vs. NM State	1-0 (1.000)
Jans on 12.15 (DI only)	0-0 (.000)
NM State all-time on 12.15	13-8 (.619)

## THIS DATE IN NM STATE HISTORY

- On this date in 1990, the largest crowd to ever file into the Pan American Center witnessed NM State secure a 72-64 win over longtime rival New Mexico. That night, 14,845 individuals witnessed the Aggies' eight-point win over the Lobos.
- Wednesday night's showdown between the Aggies and Cougars in Pullman, Wash., represents NM State's third showdown with a current Pac-12 foe on Dec. 15. NM State previously duked it out with current Pac-12 opposition on this date in 2009 (a 100-68 loss at UCLA) and in 1967 (an 80-70 win at Arizona State).
- Tonight's game at Washington State marks NM State's first game on Dec. 15 since 2012 (a 73-58 loss at #17/20 New Mexico).

**QUICK FACTS****UNIVERSITY**

Name ..... New Mexico State University  
 Location ..... Las Cruces, N.M.  
 Enrollment ..... 14,289  
 Founded ..... 1888  
 Nickname ..... Aggies  
 School Colors ..... Crimson and White  
 Affiliation ..... NCAA Division I  
 Conference ..... Western Athletic Conference (WAC)  
 Chancellor ..... Dr. Dan Arvizu  
 President ..... Dr. John Floros  
 Director of Athletics ..... Mario Moccia  
 Senior Women's Administrator ..... Renay Scott  
 Faculty Athletics Rep ..... Kevin Melendrez  
 Athletic Department Phone ..... 575-646-1658

**COACHING STAFF**

Head Coach ..... Chris Jans  
 Alma Mater ..... Loras College, 1991  
 Record at NM State ..... 103-27 (Fifth season)  
 Career Record (NCAA only) ..... 124-39 (Sixth season)  
 Email/Twitter ..... beckyv@nmsu.edu/@CoachChrisJans  
 Office Phone ..... 575-646-1447  
 Associate Head Coach ..... James Miller (Colorado State, 2005)  
 Email/Twitter ..... jmill@nmsu.edu/@JMiller\_Coach  
 Office Phone ..... 575-646-5252  
 Assistant Coach ..... David Anwar (Fitchburg State, 1998)  
 Email/Twitter ..... anward@nmsu.edu/@AnwarDave  
 Office Phone ..... 575-646-4989  
 Assistant Coach ..... Dominique Taylor (Texas A&M-Corpus Christi, 2007)  
 Email ..... dotaylor@nmsu.edu/@RealCoachTaylor  
 Office Phone ..... 575-646-4989  
 Director of Basketball Operations ..... Sean McClurg (Virginia Tech, 2017)  
 Video Coordinator ..... Rian Stubbs (Hardin-Simmons, 2010)  
 Director of Player Development ..... Darin "DG" Graham (Cal State San Bernardino, 2004)  
 Strength & Conditioning Coach ..... Taylor Jenkins (Southeastern Louisiana, 2015)  
 Athletic Trainer ..... Mike Anderson (Cal Poly Pomona, 1998)

**BASKETBALL INFORMATION**

2020-21 Overall Record ..... 12-8 (.600, 0-0 H, 5-5 A, 7-3 N)  
 2020-21 WAC Record/Finish ..... 7-6 (.538, 5-2 N, 2-4 A)/3rd  
 2020-21 Postseason ..... WAC Tournament Finals  
 2020-21 Final Ranking ..... NR/NR  
 Letterwinners Returning/Lost ..... 5/9  
 Starters Returning/Lost ..... 4/1  
 Newcomers ..... 13  
 First Season of Basketball ..... 1904-05 (112 seasons)  
 All-Time Record ..... 1,625-1,129-2 (.589)  
 WAC Record ..... 186-63 (.747)  
 WAC Titles ..... Six (2008, 2015, 2016, 2018, 2019, 2020)  
 WAC Tournament Titles ..... Nine (2007, 2010, 2012-15, 2017-19)  
 NCAA Tournament Appearances/Record ..... 22/7-24\* (.226)  
 NIT Appearances/Record ..... Six/5-6 (.455)  
 NIAA Appearances/Record ..... Four/5-4 (.000)

**HOME FACILITY INFORMATION**

Home Facility ..... Pan American Center  
 Capacity ..... 12,572  
 Year Opened ..... 1968 (Fall)  
 Record in the Pan American Center ..... 650-156 (.807)  
 Press Row Telephone Number ..... 575-646-3400

**MEDIA RELATIONS**

Director/MBB Contact ..... Charlie Hurley  
 Office Phone ..... 575-646-4120  
 Cell Phone ..... 218-341-5113  
 Email ..... churley@nmsu.edu  
 Assistant Director ..... TBD  
 Office Phone ..... 575-646-3269  
 Email ..... TBD  
 Assistant Director ..... Michael Navarrette  
 Office Phone ..... 575-646-1823  
 Email ..... micnav@nmsu.edu  
 Mailing Address ..... NM State Athletic Media Relations  
 ..... 1815 Wells Street, Fulton Center  
 ..... Las Cruces, N.M. 88003  
 Athletics Website ..... NMStateSports.com

**2021-22 ROSTER | NUMERICAL**

NO.	NAME	HT.	WT.	POS.	YR./EXP.	HOMETOWN   HIGH SCHOOL   PREVIOUS SCHOOL
0	Teddy Allen	6-6	212	G	R-Jr./TR	Phoenix, Ariz.   Boys Town HS   Nebraska
1	Marchelus Avery	6-8	205	F	Fr./TR	Richmond, Va.   Central Pointe Post Grad   Northwest Florida State
2	Donnie Tillman	6-7	225	F	Sr./1L	Detroit, Mich.   Findlay Prep   UNLV
3	Nate Pryor	6-3	175	G	Jr./TR	Seattle, Wash.   West Seattle HS   Washington
4	Mario McKinney Jr.	6-1	175	F	So./TR	St. Louis, Mo.   Vashon HS   John A. Logan College
5	Clayton Henry	6-4	201	G	R-Sr./3L	Calgary, Alberta, Canada   Bishop McNally HS   Palm Beach State College
10	Sir Jabari Rice	6-5	165	G	R-Jr./3L	Houston, Texas   Fort Bend Marshall HS
12	Virshon Cotton	6-2	171	G	Jr./TR	Milwaukee, Wis.   Hillcrest Prep Academy   LIU
13	Will McNair Jr.	6-10	277	G/F	R-So./2L	Philadelphia, Pa.   Martin Luther King HS
15	Mike Peake	6-7	218	G	So./TR	Chicago, Ill.   Blue Valley Northwest (Kan.) HS   Austin Peay
20	Cameron Crawford	6-1	165	G	Fr./HS	Kirtland, N.M.   Kirtland Central HS
23	Levar Williams	6-1	190	F	So./TR	Hyde Park, Mass.   Burke HS   Indian Hills CC
25	Jorge Moreno	6-10	273	G	Fr./HS	Cananea, Sonora, Mexico   Strength 'n Motion International
35	Johnny McCants	6-8	229	F	R-Sr./4L	Las Cruces, N.M.   Oñate HS
42	Yuat Alok	6-11	211	G	Gr./TR	Auckland, New Zealand   Impact Academy (Fla.)   Coppin State
-	Shakiru Odunewu	6-10	255	F	Fr./HS	Providence, R.I.   Universal Academy
-	Kiran Oliver	6-3	185	G	Fr./HS	Chicago, Ill.   PHH Prep

**Head Coach:** Chris Jans (Loras College, '91) | Fifth season

**Associate Head Coach:** James Miller (Colorado State, '05) | Fourth season

**Assistant Coach:** David Anwar (Fitchburg State, '98) | Fifth season

**Assistant Coach:** Dominique Taylor (Texas A&M-Corpus Christi, '07) | First season

**Director of Basketball Operations:** Sean McClurg (Virginia Tech, '17) | Fourth season

**Video Coordinator:** Rian Stubbs (Hardin-Simmons, '10) | Second season

**Director of Player Development:** Darin "DG" Graham (Cal State San Bernardino, '04) | First season

**Strength & Conditioning Coach:** Taylor Jenkins (Southeastern Louisiana, '15) | First season

**Athletic Trainer:** Mike Anderson (Cal Poly Pomona, '98) | Third season

**Program Coordinator:** Becky Veitch (Chico State, '05) | 10th season

**Media Relations:** Charlie Hurley (Michigan Tech, '10) | Third season

**Student Managers:** Devin Bermudez, Rylan Butterbaugh, Peyton Grindstaff, Xavian Jimenez, Aidan Lam, Cesar Lujan-Flores, Noah Menapace, Dylan Olson, Klevon Spencer

**2021-22 ROSTER | ALPHABETICAL**

NO.	NAME	HT.	WT.	POS.	YR./EXP.	HOMETOWN   HIGH SCHOOL   PREVIOUS SCHOOL
0	Teddy Allen	6-6	212	G	R-Jr./TR	Phoenix, Ariz.   Boys Town HS   Nebraska
42	Yuat Alok	6-11	211	G	Gr./TR	Auckland, New Zealand   Impact Academy (Fla.)   Coppin State
1	Marchelus Avery	6-8	205	F	Fr./TR	Richmond, Va.   Central Pointe Post Grad   Northwest Florida State
12	Virshon Cotton	6-2	171	G	Jr./TR	Milwaukee, Wis.   Hillcrest Prep Academy   LIU
20	Cameron Crawford	6-1	165	G	Fr./HS	Kirtland, N.M.   Kirtland Central HS
5	Clayton Henry	6-4	201	G	R-Sr./2L	Calgary, Alberta, Canada   Bishop McNally HS   Palm Beach State College
35	Johnny McCants	6-8	229	F	R-Sr./4L	Las Cruces, N.M.   Oñate HS
4	Mario McKinney Jr.	6-1	175	F	R-So./TR	St. Louis, Mo.   Vashon HS   John A. Logan College
13	Will McNair Jr.	6-10	277	G/F	R-So./2L	Philadelphia, Pa.   Martin Luther King HS
25	Jorge Moreno	6-10	273	G	Fr./HS	Cananea, Sonora, Mexico   Strength 'n Motion International
-	Shakiru Odunewu	6-10	255	F	Fr./HS	Providence, R.I.   Universal Academy
-	Kiran Oliver	6-3	185	G	Fr./HS	Chicago, Ill.   PHH Prep
15	Mike Peake	6-7	218	G	So./TR	Chicago, Ill.   Blue Valley Northwest (Kan.) HS   Austin Peay
3	Nate Pryor	6-3	175	G	Jr./TR	Seattle, Wash.   West Seattle HS   Washington
10	Sir Jabari Rice	6-5	165	G	R-Jr./3L	Houston, Texas   Fort Bend Marshall HS
2	Donnie Tillman	6-7	225	F	Sr./1L	Detroit, Mich.   Findlay Prep   UNLV
23	Levar Williams	6-1	190	F	So./TR	Hyde Park, Mass.   Burke HS   Indian Hills CC

**PRONUNCIATION GUIDE**

1 | **MARCHELUS** (mar-CHELL-us) Avery  
 10 | **JABARI** (juh-BAR-ee) Rice  
 12 | **VIRSHON** (VURR-shawn) Cotton

25 | **JORGE** (HOR-hay) **MORENO** (muh-RAY-no)  
 42 | **YUAT** (YOU-ott) **ALOK** (uh-LOCK)  
 - | **SHAKIRU** (sha-KEE-roo) **ODUNEWU** (oh-doo-NEW-woo)  
 AC | David **ANWAR** (ANN-wahr)



Following a season unlike any other, the NM State men's basketball team is eager to return to its home floor of the Pan American Center for the first time since March 5, 2020. In-state COVID-19 restrictions prohibited the Aggies from playing any games within the state of New Mexico, making one of the most dominant home court advantages in the nation a non-factor. The Aggies have their sights set at a return to the top of the WAC leaderboard in 2021-22.



**STARTERS RETURNING | 4**

NO.	POS.	NAME	YR.	GP/GS	MIN/G	FG-FGA	PCT.	3FG-FGA	PCT.	FT-FTA	PCT.	PPG	RPG	APG	BPG	SPG
2	F	Donnie Tillman	Sr.	18/15	24.9	70-153	.458	11-38	.289	58-76	.763	11.6	5.6	1.7	0.3	0.6
5	G	Clayton Henry	R-Sr.	18/18	29.4	53-144	.368	22-90	.244	19-24	.792	8.2	4.4	1.5	0.1	0.7
10	G	Jabari Rice	R-Jr.	18/18	30.2	82-175	.469	33-93	.355	40-49	.816	13.2	5.3	2.2	0.4	0.7
35	F	Johnny McCants	R-Sr.	20/18	25.3	64-138	.464	24-71	.338	48-71	.676	10.0	6.1	1.8	0.9	0.9

**OTHER PLAYERS RETURNING | 1**

NO.	POS.	NAME	YR.	GP/GS	MIN/G	FG-FGA	PCT.	3FG-FGA	PCT.	FT-FTA	PCT.	PPG	RPG	APG	BPG	SPG
13	F	Will McNair	R-So.	20/1	13.1	27-47	.574	1-1	1.000	7-14	.500	3.1	3.2	0.3	0.5	0.2

**NEWCOMERS | 12**

NO.	POS.	NAME	HT.	WT.	YR./EXP.	HOMETOWN	HIGH SCHOOL	PREVIOUS SCHOOL
0	G	Teddy Allen	6-6	212	R-Jr./TR	Phoenix, Ariz.	Boys Town HS	Nebraska
1	F	Marchelus Avery	6-8	205	Fr./TR	Richmond, Va.	Central Pointe Post Grad	Northwest Florida State
3	G	Nate Pryor	6-3	175	Jr./TR	Seattle, Wash.	West Seattle HS	Washington
4	G	Mario McKinney Jr.	6-1	175	So./TR	St. Louis, Mo.	Vashon HS	John A. Logan College
12	G	Virshon Cotton	6-2	171	Jr./TR	Milwaukee, Wis.	Hillcrest Prep Academy	LIU
15	F	Mike Peake	6-7	218	So./TR	Chicago, Ill.	Blue Valley Northwest (Kan.) HS	Austin Peay
20	G	Cameron Crawford	6-1	165	Fr./HS	Kirtland, N.M.	Kirtland Central HS	
23	G	Levar Williams	6-1	190	So./TR	Hyde Park, Mass.	Burke HS	Indian Hills CC
25	F	Jorge Moreno	6-10	273	Fr./HS	Cananea, Sonora, Mexico	Strength 'n Motion International	
42	F	Yuat Alok	6-11	229	Gr./TR	Auckland, New Zealand	Impact Academy (Fla.)	Coppin State
-	F	Shakiru Odunewu	6-10	255	Fr./HS	Providence, R.I.	Universal Academy	
-	G	Kiran Oliver	6-3	185	Fr./HS	Chicago, Ill.	PHH Prep	

**STARTERS LOST | 1**

NO.	POS.	NAME	YR.	GP/GS	MIN/G	FG-FGA	PCT.	3FG-FGA	PCT.	FT-FTA	PCT.	PPG	RPG	APG	BPG	SPG
3%	G	Evan Gilyard II	Sr.	19/19	28.4	53-144	.368	29-85	.341	39-52	.750	9.2	1.9	2.8	0.0	1.1

**OTHER LETTERMEN LOST | 9**

NO.	POS.	NAME	YR.	GP/GS	MIN/G	FG-FGA	PCT.	3FG-FGA	PCT.	FT-FTA	PCT.	PPG	RPG	APG	BPG	SPG
0%	G	C.J. Roberts Jr.	20/3	17.8	52-126	.413	17-50	.340	17-25	.680	6.9	2.1	2.7	0.1	1.0	
1%	F	Mayan Kiir R-Jr.	8/0	4.5	2-5	.400	0-0	.000	7-7	1.000	1.4	1.3	1.3	0.0	0.6	
4%	F	Rashaun Agee R-Fr.	1/0	7.0	1-2	.500	0-1	.000	0-0	.000	2.0	1.0	3.7	0.0	1.3	
11%	G	Kalen Williams So.	16/2	15.4	19-40	.475	8-18	.444	4-6	.667	3.1	1.8	1.1	0.1	0.3	
13%	G	Jason King Jr.	5/1	10.0	2-8	.250	0-0	.000	0-0	.000	0.8	1.0	0.0	0.0	0.0	
14%	F	Marcus Watson R-Fr.	12/0	6.5	15-39	.385	7-23	.304	4-7	.571	3.4	1.8	0.2	0.0	0.2	
20#	G	Tennessee Owens R-Sr.	10/0	3.7	5-14	.357	5-14	.357	0-0	.000	1.5	0.3	0.5	0.0	0.1	
22%	F	Wilfried Likayi R-Jr.	17/5	15.7	38-82	.463	14-48	.292	15-22	.682	6.3	2.6	0.4	0.3	0.3	
32#	G	Bryce Rewalt Sr.	11/0	3.5	3-11	.273	2-8	.250	0-0	.000	0.7	0.3	0.1	0.0	0.0	

# graduated | % transferred

**RETURNING/LOST BY THE NUMBERS**

STATISTIC	2020-21 TOTAL	% LOST FROM 2020-21	% RETURNING FROM 2020-21
Points	1,424	40.0% (569/1,424)	60.0% (855/1,424)
Rebounds	722	35.9% (259/722)	64.1% (463/722)
Assists	249	45.0% (112/249)	55.0% (137/249)
Blocked Shots	48	16.7% (8/48)	83.3% (40/48)
Steals	100	41.0% (41/100)	59.0% (59/100)
Field Goals	492	39.8% (196/492)	60.2% (296/492)
Field Goal Attempts	1,156	43.2% (499/1,156)	56.8% (657/1,156)
3-Pt. Field Goals	175	48.0% (84/175)	52.0% (91/175)
3-Pt. Field Goal Attempts	553	47.0% (260/553)	53.0% (293/553)
Free Throws	263	34.6% (91/263)	65.4% (172/263)
Free Throw Attempts	361	35.2% (127/361)	64.8% (234/361)
Minutes	4,000	42.8% (1,711/4,000)	57.2% (2,289/4,000)

**RETURNING STATISTICAL LEADERS**

STATISTIC	TOP RETURNER   TOTAL   AVERAGE
Points	Jabari Rice   237   13.2/game
Rebounds	Johnny McCants   122   6.1/game
Assists	Jabari Rice   39   2.2/game
Blocked Shots	Johnny McCants   17   0.9/game
Steals	Johnny McCants   18   0.9/game
Field Goals Made	Jabari Rice   82   4.6/game
Field Goal Percentage	Will McNair Jr.   .574 (27-47)
3-Pt. Field Goals	Jabari Rice   33   1.8/game
3-Pt. FG Percentage	Jabari Rice   .355 (33-93)
Free Throws Made	Donnie Tillman   58   3.2/game
Free Throw Percentage	Jabari Rice   .816 (40-49)
Minutes Per Game	Jabari Rice   544   30.2/game



The Aggies' leading scorer one season ago, **JABARI RICE** figures to play a large role in all areas for NM State once again in 2021-22. An All-WAC Second Team selection last year, Rice will likely man a starting spot in the Aggies' backcourt once again.

**2021-22 ROSTER BREAKDOWN****BY POSITION**

**GUARD | 9** | Teddy Allen, Virshon Cotton, Cameron Crawford, Clayton Henry, Mario McKinney Jr., Kiran Oliver, Nate Pryor, Jabari Rice, Levar Williams  
**FORWARD | 8** | Yuat Alok, Marchelus Avery, Johnny McCants, Will McNair Jr., Jorge Moreno, Shakiru Odunewu, Mike Peake, Donnie Tillman

**BY CLASS**

**GRADUATE STUDENTS | 1** | Yuat Alok  
**SENIORS | 3** | Clayton Henry, Johnny McCants, Donnie Tillman

**JUNIORS | 4** | Teddy Allen, Virshon Cotton, Nate Pryor, Sir' Jabari Rice

**SOPHOMORES | 4** | Mario McKinney Jr., Will McNair, Mike Peake, Levar Williams

**FRESHMEN | 5** | Marchelus Avery, Cameron Crawford, Jorge Moreno, Shakiru Odunewu, Kiran Oliver

**BY HEIGHT**

**6-1 | 3** | Cameron Crawford, Mario McKinney Jr., Levar Williams

**6-2 | 1** | Virshon Cotton

**6-3 | 2** | Kiran Oliver, Nate Pryor

**6-4 | 2** | Clayton Henry, Jabari Rice

**6-6 | 1** | Teddy Allen

**6-7 | 3** | Johnny McCants, Mike Peake, Donnie Tillman

**6-8 | 1** | Marchelus Avery

**6-10 | 3** | Will McNair, Jorge Moreno, Shakiru Odunewu

**6-11 | 1** | Yuat Alok

**BY STATE**

**ARIZONA | 1** | Teddy Allen

**ILLINOIS | 2** | Mike Peake, Kiran Oliver

**MASSACHUSETTS | 1** | Levar Williams

**MICHIGAN | 1** | Donnie Tillman

**MISSOURI | 1** | Mario McKinney Jr.

**NEW MEXICO | 2** | Cameron Crawford, Johnny McCants

**PENNSYLVANIA | 1** | Will McNair Jr.

**RHODE ISLAND | 1** | Shakiru Odunewu

**TEXAS | 1** | Jabari Rice

**VIRGINIA | 1** | Marchelus Avery

**WASHINGTON | 1** | Nate Pryor

**WISCONSIN | 1** | Virshon Cotton

**BY COUNTRY**

**CANADA | 1** | Clayton Henry

**MEXICO | 1** | Jorge Moreno

**NEW ZEALAND | 1** | Yuat Alok

**UNITED STATES | 14** | Teddy Allen, Marchelus Avery, Virshon Cotton, Cameron Crawford, Johnny McCants, Mario McKinney Jr., Will McNair Jr., Shakiru Odunewu, Kiran Oliver, Mike Peake, Nate Pryor, Jabari Rice, Donnie Tillman, Levar Williams



One of the most well-known figures in the city of Las Cruces, N.M., **JOHNNY MCCANTS** closes the books on his NM State men's basketball career in the 2021-22 season. The versatile forward topped the team's charts in rebounding a season ago and earned an All-WAC Honorable Mention citation for his play.



The much-heralded - and well-traveled - **TEDDY ALLEN** readies for his first season in an Aggie uniform. The sixth-highest scorer in the Big Ten last season at Nebraska, Allen secured a spot on the Preseason All-WAC First Team as selected by the league's head coaches.

-/-NM STATE<sup>8-2</sup>-/-WASHINGTON STATE<sup>7-3</sup>

## LAST TIME OUT vs. WASHINGTON STATE | SATURDAY, DECEMBER, 7, 2019

GAME 10

54 vs 63  
|5-5| |5-4|SATURDAY, DEC. 7  
SPOKANE ARENA • SPOKANE, WASH.  
ATTENDANCE: 1,222NM STATE | 21 | 33 | 54  
WASHINGTON STATE | 30 | 33 | 63

	FGA	3FGA	FTA
1st HALF	8-22	2-10	3-6
	36.4%	20%	50%
2nd HALF	13-39	3-18	4-8
	33.3%	16.7%	50%

	FGA	3FGA	FTA
1st HALF	10-31	7-17	3-5
	32.3%	41.2%	60%
2nd HALF	7-17	1-4	18-21
	41.2%	25%	85.7%

	FGA	3FGA	FTA
1st HALF	10-31	7-17	3-5
	32.3%	41.2%	60%
2nd HALF	7-17	1-4	18-21
	41.2%	25%	85.7%

NM STATE (5-5)														
#	PLAYER	MIN	FGA	3FGA	FTA	O-D-T	PF	A	TO	BLK	STL	PTS		
21	Queen, Trevelin *	38	6-19	2-8	0-0	3-4-7	3	2	1	1	3	14		
15	Aurrecoechea, Ivan *	13	4-7	0-1	0-1	2-3-5	2	0	5	1	1	8		
13	Bobbitt, C.J. *	25	2-3	1-2	1-2	1-3-4	4	2	1	0	0	6		
01	Buchanan, Shunn *	26	1-5	1-3	0-0	0-4-4	3	4	2	0	0	3		
03	Brown, Terrell *	21	0-6	0-5	0-0	0-0-0	0	0	0	0	1	0		
10	Rice, Jabari	26	6-12	0-4	2-3	4-5-9	3	2	2	0	0	14		
35	McCants, Johnny	20	1-4	0-2	2-6	1-2-3	4	1	4	2	0	4		
55	Williams, Shawn	18	1-5	1-3	0-0	2-2-4	2	2	1	1	0	3		
25	Brown, Robert	4	0-0	0-0	2-2	0-0-0	0	0	0	0	0	2		
24	McNair, William	9	0-0	0-0	0-0	0-3-3	1	0	1	2	0	0		
TM TEAM		0	0-0	0-0	0-0	2-1-3	0	0	0	0	0	0		
TOTALS		-	200	21-61	5-28	7-14	15	27	42	13	17	7	5	54
			34.4%	17.9%	50%									

WASHINGTON STATE (5-4)														
#	PLAYER	MIN	FGA	3FGA	FTA	O-D-T	PF	A	TO	BLK	STL	PTS		
02	Elleby, C.J.	36	4-8	2-6	10-13	7-7	2	3	0	0	2	20		
13	Pollard, Jeff *	30	4-10	0-1	1-3	3-7	10	2	1	0	1	9		
04	Kunc, Aliaz *	17	2-5	2-4	0-0	1-1-2	2	0	0	1	2	6		
23	Shead, Jaylen *	31	1-4	1-2	2-2	0-5-5	4	1	7	0	1	5		
01	Robinson, Jervae *	24	0-5	0-1	0-0	1-0-1	1	4	2	0	0	0		
32	Miller, Tony	15	3-4	1-1	2-2	2-3-5	2	0	1	0	0	9		
05	Cannon, Marvin	16	1-3	1-2	4-4	0-2-2	2	0	0	1	1	7		
24	Williams, Noah	15	1-4	0-1	2-2	0-2-2	3	0	1	0	0	4		
10	Bonton, Isaac	16	1-5	1-3	0-0	0-1-1	2	1	1	0	0	3		
TM TEAM		0	0-0	0-0	0-0	0-2-2	0	0	0	0	0	0		
TOTALS		-	200	17-48	8-21	21-26	7	30	27	11	13	2	7	63
			35.4%	38.1%	80.8%									

- NM State enjoyed two separate three-point leads in the first half over Washington State, but following C.J. Bobbitt's three-pointer which put the Aggies up 14-11 with 9:42 left the Cougars went on a 16-2 run before the opening stanza came to a close and held on for a 63-54 win at the Spokane Arena.
- Washington State's lead grew to as many as 14 points in the opening minutes of the second half after CJ Elleby splashed a long ball to put the Aggies at a 39-25 disadvantage with 15:38 left.
- Following that three-pointer, NM State took off on a 14-2 run to make a run at a win. Jabari Rice put in six of his team-high 14 points through the run and it was his old-fashioned three-point play with 11:27 left that pulled the Aggies within two, 41-39.
- Over the next five-and-a-half minutes, however, the Cougars took off on a 12-2 run of their own and reestablished their double-digit lead.
- Though NM State finished with a 42-37 edge on the glass, that wasn't enough to offset an poor shooting performance by the Aggies. NM State went just 5-of-28 (17.9-percent) from three-point range while committing 17 turnovers.
- The free throw disparity played a part in the Aggies' loss, too. NM State made just seven of its 14 tries from the charity stripe (50-percent) while the Cougars converted 21 of their 26 (80.8-percent) attempts from that distance.
- Together, Queen and Rice combined for 28 of the Aggies' 54 points. Those two finished a collective 12-of-31 (.387) from the field while no other Aggie totaled more than eight points in the neutral-site loss.

## CURRENT NM STATE PLAYERS vs. WASHINGTON STATE

NO.	PLAYER	GP-GS	MIN.	AVG.	FG-A	PCT.	3FG-A	PCT.	FT-A	PCT.	O-D-R	AVG.	PF	FO	A	TO	BLK	STL	PTS.	AVG.
3	Nate Pryor	2-0	27	13.5	0-4	.000	0-1	.000	0-2	.000	1-0-1	0.5	0	-	2	2	0	2	0	0.0
2	Donnie Tillman	4-2	78	19.5	13-23	.565	5-12	.417	1-3	.333	3-14	4.3	10	-	4	5	2	0	32	8.0
5	Clayton Henry	2-1	20	10.0	2-10	.200	1-7	.143	0-0	.000	0-0-0	0.0	1	-	0	1	0	0	5	2.5
10	Jabari Rice	3-1	52	17.3	7-16	.438	0-5	.000	7-9	.778	4-7	11	3.7	5	-	2	3	0	21	7.0
13	Will McNair Jr.	1-0	9	9.0	0-0	.000	0-0	.000	0-0	.000	0-3	3	0	1	-	0	1	2	0	0.0
35	Johnny McCants	3-0	52	17.3	2-5	.400	0-2	.000	5-13	.386	5-6	11	3.7	9	-	1	6	0	9	3.0

## LAST TIME OUT | NM STATE at LOYOLA MARYMOUNT | SATURDAY, DEC. 11, 2021

GAME 10

63 at 58  
|8-2| |6-4|SATURDAY, DEC. 11  
GERSTEN PAVILION • LOS ANGELES, CALIF.  
ATTENDANCE: 996NM STATE | 25 | 38 | 63  
LOYOLA MARYMOUNT | 23 | 35 | 58

	FGA	3FGA	FTA
1st HALF	12-32	2-9	1-3
	37.5%	22.2%	33.3%
2nd HALF	20-35	0-5	1-2
	57.1%	0%	50%

	FGA	3FGA	FTA
1st HALF	12-34	4-12	3-6
	35.3%	33.3%	50%
2nd HALF	13-29	1-7	10-15
	44.8%	14.3%	66.7%

	FGA	3FGA	FTA
1st HALF	12-34	4-12	3-6
	35.3%	33.3%	50%
2nd HALF	13-29	1-7	10-15
	44.8%	14.3%	66.7%

NM STATE (8-2)															
#	PLAYER	MIN	FGA	3FGA	FTA	O-D-T	PF	A	TO	BLK	STL	PTS			
00	Allen,Teddy	*	26	3-8	0-5	6-7	1-7-8	3	2	5	0	2	12		
10	Rice,Sir Jabari	*	25	2-5	0-2	7-8	2-4-6	3	1	2	2	0	11		
03	Pryor,Nate	*	25	4-5	1-1	0-0	0-0-0	2	0	7	0	0	9		
35	McCants,Johnny	*	31	2-5	0-1	4-6	4-3-7	3	2	4	3	0	8		
13	McNair Jr.,Will	*	25	2-3	0-0	0-0	1-4-5	3	1	1	0	2	4		
04	McKinney Jr.,Mario		16	3-6	0-1	4-4	1-2-3	2	2	2	0	0	10		
42	Alok,Yuat		13	2-4	0-0	0-0	1-1-2	1	1	1	1	0	4		
01	Avery,Marchelus		8	1-2	1-2	0-0	0-2-2	2	0	1	0	1	3		
15	Peake,Mike		11	1-2	0-1	0-0	0-1-1	2	0	1	1	0	2		
05	Henry,Clayton		11	0-1	0-1	0-0	0-0-0	1	0	0	0	0	0		
23	Williams,Levar		9	0-2	0-2	0-0	0-1-1	2	1	0	0	1	0		
TM	TEAM		0	0-0	0-0	0-0	0-2-2	0	0	2	0	0	0		
TOTALS		-	200	20-43	2-16	21-25	10-27-37	24	10	26	7	6	63		
				46.5%	12.5%	84%									

LOYOLA MARYMOUNT (6-4)													
##	PLAYER	MIN	FGA	3FGA	FTA	O-D-T	PF	A	TO	BLK	STL	PTS	
00	Scott,Eli	*	35	6-16	0-3	8-9	2-3-5	4	2	3	0	2	20
01	Douglas,Dameane	*	27	3-9	0-2	2-3	1-3-4	2	0	1	0	2	8
34	Leauppepe,Keli	*	25	2-8	2-7	0-0	0-0-0	1	1	3	1	3	6
20	Shelton,Cam	*	39	2-6	0-1	1-2	1-1-2	2	2	3	0	3	5
02	Quintana,Joe	*	36	1-7	1-5	2-3	0-1-1	4	1	1	0	2	5
11	Marble II,Kwane		17	3-4	1-2	1-2	1-3-4	5	1	1	0	1	8
24	Merkvladze,Alex		15	2-5	2-5	0-0	0-2-2	2	0	0	0	0	6
03	Harris, Jr.,Gary		5	0-1	0-1	0-0	1-0-1	1	0	0	0	0	0
13	Lewis,Lamaj		1	0-0	0-0	0-0	0-1-1	0	0	0	0	0	0
TM TEAM			0	0-0	0-0	0-0	0-2-0	0	0	2	0	0	0
TOTALS		-	200	19-56	6-26	14-19	8-14	21	7	14	1	13	58
				33.9%	23.1%	73.7%							

- Though it didn't hit a single field goal after Jabari Rice's step-back jumper with 7:18 to go, the NM State men's basketball team dug deep on defense and used some fine free throw shooting to claim a 63-58 triumph at Loyola Marymount last Saturday evening.
- The Aggies used a 21-of-25 (84-percent) showing from the charity stripe in order to secure their first win over a West Coast Conference opponent in the Chris Jans coaching era. Those 21 free throw makes represented the second-highest single-game total this year for NM State.
- Relentless on the glass, NM State finished with a 37-22 (+15) edge in rebounding over the Lions in order to capture the victory, too. That rebounding margin tied the team's most lopsided mark of the season.
- Rebounding and free throw shooting were two important components for the Aggies in the win as they had to survive a season-high 26 turnovers. Those 26 throwaways were the highest single-game total in the Chris Jans coaching era and were also the most in a single-game by the Aggies since they committed the same number in a 79-57 non-conference home win over Louisiana on Nov. 23, 2012.
- Teddy Allen kept his streak of double-digit scoring games alive by finishing with a team-high 12 points on 3-of-8 shooting from the field. The guard added a game-high eight rebounds, too, and went 6-of-7 from the foul line to help NM State secure the win.
- Rice added a 7-of-8 performance from the free throw line in NM State's victory, too, while Johnny McCants went 4-of-6 from that distance to aid the Aggies in victory. Rice's two free throw makes with 45 seconds left gave the visitors the lead for good while McCants'

two makes with 18 seconds to go padded NM State's slim lead.

- The win marked NM State's third in a game decided by five points or less in 2021-22. NM State is 3-0 in games decided by five points or fewer this season and under Jans the Aggies possess a 23-9 (.719) record in games of that configuration.
- Defensively, Rice did a masterful job making sure Loyola Marymount sharpshooter Joe Quintana didn't get anything easy. Coming into Saturday's showdown, Quintana was averaging 16.2 points per game and shooting 45.7-percent from three-point range. With Rice on him through the game, Quintana was limited to just five points on a 1-of-7 effort from the field. That shooting performance included a 1-of-5 outing from long range.



**THE OPENING TIP**

• The endpoint of a season-long four-game stretch of true road games for the NM State men's basketball team is the Pacific Northwest as the Aggies set up in Pullman, Wash., for a Wednesday night showdown with Pac-12 opponent Washington State inside Beasley Coliseum.

**FAST BREAK POINTS**

- NM State head coach Chris Jans returned to the bench on Friday, Dec. 3 for the Aggies' game at UTEP. The team's fifth-year bench boss had previously missed its last two games due to COVID-19 protocols.
- For the third time since Chris Jans became the Aggies' head coach, NM State has won eight of its first 10 games to start the season. NM State previously started 8-2 in both 2017-18 and 2018-19, eventually winning the WAC regular season title and WAC Tournament title in each of those campaigns.
- The Aggies' collective shooting percentage of .480 ranks second in the WAC and 42nd in the nation.
- Shot blocking has been a key component of the Aggies' hot start, too. NM State is averaging 4.3 blocked shots per game - a figure which ranks 76th nationally. In Jans' tenure as the Aggies' head coach, NM State has never exceeded 3.0 blocked shots per game in a season.
- NM State has won its last three games, matching its longest winning streak of the season in the process.
- The Aggies are 3-0 in true road games this season and have won each of their last five games of that classification. Only two other NCAA Division I teams (Gonzaga and West Virginia) have lengthier winning streaks in true road games.
- Under the direction of Jans, NM State has put up an impressive mark of 35-12 (.745) in true road games since the start of the 2017-18 season.
- With Jans leading the way, the Aggies have posted a 5-6 (.455) record against Power Five opponents. That mark includes a 5-4 (.556) showing against Power Five foes in regular-season tilts. NM State has secured wins over Illinois, Miami, Mississippi State and Washington State (twice) under Jans' direction since 2017-18.
- NM State hasn't led wire-to-wire in a single game this season, but that hasn't stopped it from winning. Twice this season the Aggies have erased double-digit deficits to emerge as the victors.
- NM State's NET ranking of 84 is the second-best among all WAC teams as of this writing. The Aggies have generated two victories against teams who are among the top 55 in the latest edition of the NET rankings (Davidson, 49, and UC Irvine, 54).
- Two of the Aggies' last three wins have gone in favor of them thanks to game-winning shots in the final 1.6 seconds of regulation. Jabari Rice canned a three-pointer with 1.6 seconds to go in order to lift NM State to a 72-69 win at UTEP (Friday, Dec. 3) while Nate Pryor's no-look layup at the horn in overtime pushed NM State to a 78-76 win at New Mexico.
- In Nov. 30's loss against New Mexico, the Aggies gave up 100 or more points to the opposition for the first time in the Chris Jans coaching era. Before Tuesday, the last time NM State let a foe hit the century mark came in 2017 when it claimed a 107-101 WAC win at UTRGV on Feb. 18. Since 2010, only three NM State opponents (Nevada, New Mexico and UTRGV) have amassed 100 or more points in a game.
- Now in his fifth season in an NM State uniform, Johnny McCants has broken into the program's top-ten leaders in blocked shots. McCants, a Las Cruces, N.M., product has 94 rejections to his credit as a collegian which are the ninth-most all-time by any Aggie.

**NM STATE vs. WASHINGTON STATE | SERIES HISTORY AND TIDBITS**

- For the first 114 years of the program's existence, NM State never crossed paths with Washington State on the hardwood. When the Aggies and Cougars duke it out Wednesday night, however, it will mark the fourth time in the last 1,111 days in which the teams will have played one another.
- Now in his fifth season in charge of the Aggies, head coach Chris Jans is the only coach in the history of the program who has taken down Washington State. As a matter of fact, Jans is 2-1 against Washington State in his coaching career with this two victories accounting for both his career victories against Pac-12 adversaries.
- All-time, Jans is 2-3 against Pac-12 foes and that includes a 2-2 record when playing opponents from that league on neutral courts.
- Now at his fourth coaching stop, third-year Washington State bench boss Kyle Smith will be matching wits against Jans for the second time. Previously, Smith was in charge at San Francisco and his stint with the Dons came after head coaching stops at Columbia from the Ivy League and Saint Francis in the NEC.
- Six current members of the Aggies' team have played Washington State in their respective careers. Those individuals include Clayton Henry, Johnny McCants, Will McNair Jr., Nate Pryor, Jabari Rice and Donnie Tillman.
- Jans is 12-8 (.600) as the Aggies' head coach in games played in the Pacific time zone.

**TEDDY BUCKETS BOARDER**

- Yeah, yeah, yeah. Teddy Buckets. We know. Mr. Allen can put the orange thing in the orange thing with the best of them. It's Allen's rebounding acumen as of late, however, that has elevated his game to another level.
- Following a career-best 11 rebounds Monday night in the Aggies' overtime win at New Mexico, Allen tops the Aggies' rebounding charts at 6.7 per game - a figure which is ninth among all WAC student-athletes.
- Through his career at the NCAA Division I level, Allen has succeeded in hiking up his rebounding average with each passing season. He went from 2.7 boards per game in 2017-18 to 4.7 per outing through 2020-21 ahead of his average of 6.7 as of this writing.
- Allen has yanked down seven or more rebounds in six of the Aggies' nine games this season and has hauled in eight or more in each of his last three appearances.
- Allen has maintained his prolific scoring pace to go along with his newfound desire to crash the glass. His scoring average of 17.9 points per game leads the team, ranks fourth in the WAC and 73rd nationally as he seeks to become the first Aggie since Zach Lofton (20.1 ppg) in 2017-18 to average north of 13.2 points per game.

**MR. 100**

- One of the longest tenured NM State men's basketball players in program history, senior Johnny McCants secured his 100th career win in an Aggie uniform on Wednesday, Nov. 24, when NM State defeated New Mexico Highlands.
- He's the first Aggie to enter the 100-win club since Eli Chuha did so in the 2018-19 season. Chuha racked up a program-record 110 wins through the course of his NM State career, and before Chuha, Ian Baker was the last NM State player to record 100 or more wins, doing so in the 2016-17 season.

**JANS THE MAN**

- A phrase emblazoned on t-shirts and buttons around the Las Cruces area, it would be difficult to argue that Chris Jans, the Aggies' fifth-year bench boss, is anything other than "The Man" upon taking a look at his coaching resume since he arrived at NM State prior to the start of the 2017-18 season.

**2021-22 SCORING BREAKDOWN | NM STATE**

TOTAL POINTS | 753 • 100%  
 FROM TWO-POINTERS | 386 • 51.3%  
 FROM THREE-POINTERS | 243 • 32.3%  
 FROM FREE THROWS | 124 • 16.5%  
 POINTS IN THE PAINT | 358 • 47.5%  
 POINTS OFF TO | 127 • 16.9%  
 SECOND-CHANCE PTS. | 105 • 13.9%  
 FAST BREAK PTS. | 83 • 11.0%  
 BENCH PTS. | 200 • 26.6%

**2021-22 SCORING BREAKDOWN | OPPONENTS**

TOTAL POINTS | 708 • 100%  
 FROM TWO-POINTERS | 350 • 49.4%  
 FROM THREE-POINTERS | 219 • 30.9%  
 FROM FREE THROWS | 139 • 19.6%  
 POINTS IN THE PAINT | 270 • 38.1%  
 POINTS OFF TO | 134 • 18.9%  
 SECOND-CHANCE PTS. | 109 • 15.4%  
 FAST BREAK PTS. | 104 • 14.7%  
 BENCH PTS. | 166 • 23.4%

**THIS WEEK IN THE WAC****Sunday, Dec. 12**

UC San Diego 51, at Seattle U 73  
 California Baptist 54, at UC Riverside 70

**Monday, Dec. 13**

Northern Illinois 70, at Chicago State 59

**Tuesday, Dec. 14**

Louisiana-Monroe at SFA | 5:30 p.m.  
 Sam Houston at North Texas | 6 p.m.  
 Tarleton at South Alabama | 6 p.m.  
 Texas Southern at UTRGV | 6:30 p.m.

**Wednesday, Dec. 15**

Lamar at Texas State | 6 p.m.  
 CSU Bakersfield at Abilene Christian | 6:30 p.m.  
 SAGU American Indian at Dixie State | 7 p.m.  
 NM State at Washington State | 8 p.m.

**Thursday, Dec. 16**

Chicago State at IUPUI | 5 p.m.

**Friday, Dec. 17**

Bethesda at Utah Valley | 4 p.m.  
 South Alabama at Tarleton | 6 p.m.  
 UTRGV at UTSA | 6 p.m.

**Saturday, Dec. 18**

Lamar at Texas A&M-Corpus Christi | 11 a.m.  
 Dixie State at North Dakota | Noon  
 Hardin-Simmons at Sam Houston | 1 p.m.  
 California Baptist at Arizona | 4 p.m.  
 Northern New Mexico at NM State | 4 p.m.  
 San Francisco vs. Grand Canyon | 5:30 p.m.  
 SFA at Kansas | 6 p.m.  
 Seattle U at Washington | 8 p.m.

**NM STATE COMEBACK WIN TRACKER**

DEFICIT	vs.	FINAL	DATE
10	vs. Davidson	75-64	11.18.21
10	at New Mexico	78-76 (OT)	12.6.21
6	at Loyola Marymount	63-58	12.11.21
5	at UTEP	72-69	12.3.21
2	UC Irvine	62-51	11.9.21
2	NM Highlands	94-67	11.24.21
1	UTEP	77-71	11.13.21
1	vs. Indiana State	80-66	11.21.21







• **.761** | Owning an impressive winning percentage of .761 (124-39) through his five seasons of service as an NCAA Division I head coach, Jans ranks fifth in the nation in terms of winning percentage among active NCAA Division I head coaches. The only individuals who own a better winning percentage than Jans are Gonzaga's Mark Few (.834), Kansas' Bill Self (.766), Duke's Mike Krzyzewski (.764) and Kentucky's John Calipari (.762).

• **104** | Averaging over 23 wins a season during his tenure as an NCAA Division I head coach, Jans' 104 total victories through his first four seasons as a DI leader rank 10th all-time on the NCAA Division I charts.

• **103** | Jans' time at the helm of NM State has been particularly memorable. Since his arrival before the beginning of the 2017-18 season, the Aggies have gone 103-27 (.792).

• **23.8** | On average, the Aggies have won 23.8 games per year under Jans' direction.

• **50** | The Aggies have been nearly unbeatable in the WAC since Jans arrived. Since 2017-18, NM State has gone 50-9 (.847) in regular season WAC contests, owning the second-highest in-conference winning percentage in the nation during that time frame.

• **3** | The 2019-20 campaign marked the third consecutive season in which Jans was named the WAC's Don Haskins Coach of the Year. He's one of just three coaches in the league who won the award for three consecutive seasons, joining Mark Fox (Nevada, 2005-07) and Stew Morrill (Utah State, 2009-11).

• **2** | For a span of two seasons (2018-19 and 2019-20), the National Association of Basketball Coaches (NABC) has lauded Jans as its District Six Coach of the Year.

#### THE POWER OF THE PAN AM

• NM State's return to the Pan American Center in 2021-22 means the Aggies will have the benefit of one of the best home court advantages on their side once again.

• Since the 2011-12 campaign, NM State has posted an incredible 136-14 (.907) mark inside the Pan Am Center. That home court winning percentage ranks as the fourth-best among all NCAA Division I college basketball programs in a similar span with only Gonzaga (.945), Kansas (.939) and Belmont (.919) possessing higher home court winning percentages than NM State.

• Under the direction of head coach Chris Jans, NM State's record inside the venerable facility sits at 46-4 (.920).

• The Aggies enter the 2021-22 campaign riding a 25-game winning streak over WAC opponents inside the Pan Am Center, too. Jans is the owner of a perfect 23-0 record against league opposition inside the Pan Am Center since he was installed as the Aggies' bench boss ahead of the 2017-18 season.

#### NEW TEAM, WHO DIS?

• With the transfer portal playing major role in the college basketball landscape, NM State is well-versed at navigating the ins and outs of it especially after this past summer.

• Of the 10 players NM State said goodbye to at the conclusion of the 2020-21 campaign, all but two of them opted to hit the transfer portal in search of a new university to call home.

• As a result, NM State's coaching staff made use of their connections both in the junior college ranks and from other four-year NCAA Division I university in order to piece together a squad which will contend for a WAC championship.

• A total of 13 newcomers make up the Aggies' 18-man roster for the 2021-22 season and of those 18, 16 will be eligible to see time on the hardwood.

• Five of the Aggies' 13 newcomers came to Las Cruces, N.M., following stints at other NCAA Division I universities around the United States in 2020-21.

That group includes the likes of Teddy Allen, Yuak Alok, Virshon Cotton, Mike Peake and Nate Pryor.

• The rest of NM State's sizable crop of newcomers comes either from the junior college ranks or straight

#### 2021-22 WAC PRESEASON COACHES POLL

RANK	SCHOOL	FPV	PTS.
1.	<b>NM State</b>	8	138
2.	Grand Canyon	3	131
3.	SFA	1	106
4.	Utah Valley	-	103
5.	Abilene Christian	1	92
6.	Seattle U	-	90
7.	Sam Houston	-	86
8.	California Baptist	-	84
9.	Tarleton	-	48
T9.	UTRGV	-	48
11.	Lamar	-	41
12.	Dixie State	-	35
13.	Chicago State	-	12

#### 2021-22 WAC PRESEASON MEDIA POLL

RANK	SCHOOL	FPV	PTS.
1.	<b>NM State</b>	--	--
2.	SFA	-	-
3.	Grand Canyon	-	-
4.	Abilene Christian	-	-
5.	Utah Valley	-	-
6.	California Baptist	-	-
7.	Sam Houston	-	-
8.	Seattle U	-	-
9.	Tarleton	-	-
10.	Lamar	-	-
11.	UTRGV	-	-
12.	Dixie State	-	-
13.	Chicago State	-	-

#### 2021-22 PRESEASON ALL-WAC (COACHES)

PLAYER	YR.	POS.	SCHOOL
<b>FIRST TEAM</b>			
Fardaws Aimaq	R-So.	C	Utah Valley
<b>Teddy Allen</b>	<b>R-Jr.</b>	<b>G</b>	<b>NM State</b>
Jovan Blacksher Jr.	Jr.	G	Grand Canyon
Riley Grigsby	Jr.	G/F	Seattle U
Gavin Kensmil	Sr.	F	SFA
<b>Jabari Rice</b>	<b>Jr.</b>	<b>G</b>	<b>NM State</b>
Ty Rowell	R-Jr.	G	California Baptist
Darrion Trammell	So.	G	Seattle U

#### SECOND TEAM

Damien Daniels	Sr.	G	Abilene Christian
Savion Flagg	Gr.	G/F	Sam Houston
Montre' Gipson	Sr.	G	Tarleton
Demarkus Lampley	Sr.	G	Sam Houston
<b>Johnny McCants</b>	<b>R-Sr.</b>	<b>F</b>	<b>NM State</b>
<b>Donnie Tillman</b>	<b>Sr.</b>	<b>F</b>	<b>NM State</b>
Roti Ware	Sr.	G	SFA
Trey Woodbury	Jr.	G	Utah Valley

#### PRESEASON PLAYER OF THE YEAR

Darrion Trammell	So.	G	Seattle U
------------------	-----	---	-----------

#### 2021-22 PRESEASON ALL-WAC (MEDIA)

PLAYER	YR.	POS.	SCHOOL
<b>FIRST TEAM</b>			
Fardaws Aimaq	R-So.	C	Utah Valley
Jovan Blacksher Jr.	Jr.	G	Grand Canyon
Montre' Gipson	Sr.	G	Tarleton
Gavin Kensmil	Sr.	F	SFA
DeMarkus Lampley	Sr.	G	Sam Houston
<b>Jabari Rice</b>	<b>R-Jr.</b>	<b>G</b>	<b>NM State</b>
Ty Rowell	R-Jr.	G	California Baptist
Darrion Trammel	So.	G	Seattle U

#### SECOND TEAM

Teddy Allen	R-Jr.	G	NM State
-------------	-------	---	----------

#### SECOND TEAM (cont.)

Johnny McCants	R-Sr.	F	NM State
Coryon Mason	Sr.	G	Abilene Christian
Reggie Miller	Sr.	G	Abilene Christian
Reed Nottage	So.	G	California Baptist
Roti Ware	Sr.	G	SFA
Trey Woodbury	Jr.	G	Utah Valley
Holland Woods II	Gr.	G	Grand Canyon

#### PRESEASON PLAYER OF THE YEAR

Fardaws Aimaq	R-So.	C	Utah Valley
---------------	-------	---	-------------

#### COLLEGEINSIDER.COM MID-MAJOR POLL

RK	TEAM	RECORD	PTS
1.	Gonzaga (29)	8-2	773
2.	San Francisco (2)	10-0	737
3.	Loyola Chicago	9-2	694
4.	Iona	9-2	627
5.	BYU	8-2	622
6.	Saint Mary's	9-2	598
7.	Belmont	8-3	595
8.	Chattanooga	9-1	497
9.	Weber State	9-1	466
10.	Murray State	8-1	448
11.	South Dakota State	9-3	444
12.	Ohio	7-2	431
13.	Oakland	7-3	342
<b>14.</b>	<b>NM State</b>	<b>8-2</b>	<b>337</b>
15.	Drake	6-4	315
16.	James Madison	9-2	228
17.	Monmouth	8-2	221
18.	Toledo	7-3	202
19.	Southern Utah	7-3	192
<b>20.</b>	<b>UC Irvine</b>	<b>5-2</b>	<b>186</b>
21.	Boston University	9-3	120
22.	Buffalo	6-3	112
23.	Furman	7-3	99
<b>24.</b>	<b>Utah Valley</b>	<b>7-3</b>	<b>94</b>
25.	Akron	6-3	74

**Also receiving votes:** Norfolk State 55, Vermont 52, **Grand Canyon 48**, UC Santa Barbara 44, Santa Clara 43, Missouri State 38, **SFA 34**, Navy 29, Campbell 26, Texas A&M-Corpus Christi 25, South Alabama 24, **Loyola Marymount 19**, Delaware 18, Samford 17, ETSU 16, Cleveland State 15, Liberty 14, FGCU 12, Texas State 11, Western Illinois 11, Wofford 11, Arkansas State 9, Georgia State 9, Miami OH 9, Princeton 6, Kent State 5, UC Riverside 5, Wagner 5, **California Baptist 4**, **Seattle 3**, Georgia Southern 2, Mercer 1, Yale 1

2021-22 NM State opponents in bold

#### LONGEST STREAK OF WAC REGULAR SEASON TITLES

STREAK	TEAM	FIRST	LAST
5	Nevada	2004	2008
5	Utah	1995	1999
5	UTEP	1983	1987
4	Utah State	2008	2011
<b>3</b>	<b>NM State</b>	<b>2018</b>	<b>2020</b>

#### LONGEST WIN STREAKS | NM STATE HISTORY

STREAK	SEASON(S)	HEAD COACH	POSTSEASON
21	1937-38	Jerry Hines	NIT
<b>21</b>	<b>2019-20</b>	<b>Chris Jans</b>	<b>none</b>
20	2016-17	Paul Weir	NCAA
<b>18</b>	<b>2018-19</b>	<b>Chris Jans</b>	<b>NCAA</b>
17	1967-69	Lou Henson	NCAA





out of high school or a prep academy. Four players who were on the junior college scene one season ago - Marchelus Avery, Mario McKinney Jr., Marsei Caston and Levar Williams - linked up with NM State in the offseason while four true freshmen made a choice to come to Las Cruces. Half of those four freshmen will play as Cameron Crawford and Jorge Moreno are eligible for competition.

• The only two newcomers who will not play for NM State in 2021-22 are freshmen Shakiru Odunewu and Kiran Oliver, both of whom will redshirt.

#### THE POWER FIVE FIVE

• At some point in their college basketball careers, five of NM State's newcomers for the 2021-22 season suited up for a Power Five institution.

• Teddy Allen (Nebraska in 2020-21), Yuat Alok (TCU in 2018-19), Mario McKinney Jr., (Missouri in 2019-20), Mike Peake (Georgia in 2019-20) and Nate Pryor (Washington in 2020-21) all have previous experience at the Power Five level. Between that group, programs from the Big 12, Big Ten, Pac-12 and SEC are represented.

• NM State's in-state rival New Mexico beefed up its roster with four Power Five transfers through the offseason as did WAC for Grand Canyon. The Lobos' and Lopes' transfers each played at Power Five institutions in 2020-21, but the Aggies quintet of players with Power Five experience coming in represents the highest total of any program in the nation.

#### THE BIG DEBUT

• With the Pan American Center not an option as a playing surface in the 2020-21 season, only four players on the Aggies' 2021-22 roster have played in a game at that facility throughout their collegiate careers.

• Clayton Henry, Johnny McCants, Will McNair and Jabari Rice are the only four members of the Aggies' squad who have ever played a game on the Aggies' home court. The rest of NM State's roster will be making their debuts in Las Cruces at various points throughout the season.

#### ALL HE DOES IS WIN

• Not only is sixth-year senior forward Johnny McCants one of the winningest players in the history of NM State men's basketball, he's one of the winningest players in the sport in the 2021-22 campaign.

• Through his career, the pride of Las Cruces, N.M., has helped the Aggies win a total of 102 games since debuting in 2017-18.

• Among all NCAA Division I college basketball players in 2021-22, McCants' 102 wins are the third-most. McCants' win total trails only Creighton's Alex O'Connell (106) and Michigan's Eli Brooks (103).

• McCants will also wind up as one of the program's leaders in blocked shots by the time his career finishes. He currently has 91 to his credit, putting him one shy of moving past former Aggie great Sam Lacey for ninth all-time in that statistical category.

• Another milestone McCants has his sights set on is 1,000 points in his career. With 884 as an Aggie, he needs just 116 more to become the 36th player in program history to hit quadruple-digits in the career scoring column.

#### LEADERS OF THE WAC (AGAIN)

• The Western Athletic Conference may have a new look, but that didn't stop the league's coaches and media personnel from picking NM State as the team to beat in 2021-22.

• When the WAC unveiled its 2021-22 preseason men's basketball polls as selected by the league's coaches and media personnel. Each group envisions NM State hoisting the league's regular season championship trophy at season's end.

• In the coaches poll, the Aggies racked up eight of a possible 13 first-place votes, edging out Grand Canyon

(three first-place votes) for the top spot on the preseason listing. League newcomer SFA - a former Southland Conference power - received one first-place vote and was selected to finish third. Utah Valley (103 points) and Abilene Christian (one first-place vote) rounded out the top five.

• The same five programs made up the top five finishers in the media poll. Like the coaches' poll, NM State was picked for a first-place finish but that's where the similarities ended. The WAC media personnel selected SFA for a runner-up finish and reigning WAC champion Grand Canyon to finish third. Abilene Christian and Utah Valley were chosen fourth and fifth respectively to round out the top five teams on the media side.

• In addition to the league's preseason polls, the WAC released its Preseason First and Second Teams which were selected by both the coaches and the media. Four Aggies - Teddy Allen, Johnny McCants, Jabari Rice and Donnie Tillman - were represented among those lists.

• Affectionately known as "Teddy Buckets", Allen earned Preseason All-WAC First Team accolades by the coaches and Preseason All-WAC Second Team honors by the media. Though he has yet to play a game in an NM State uniform, the Phoenix, Ariz., product is a well-known commodity on the college basketball landscape after suiting up most recently for Nebraska.

• The guard led the Huskers and ranked sixth in the Big Ten in scoring through the 2020-21 campaign, pumping in points at a rate of 16.5 per game. A three-level scorer, Allen also ranked among the Big Ten's leaders in three-point field goal per game (seventh, 2.0), field goal percentage (10th, .449) and free throw percentage (16th, .691). All told, Allen finished the 2020-21 season with 18 double-digit scoring outings, eight games of 20 or more points and one 40+ point performance while also averaging 4.7 rebounds, 1.7 assists and 1.3 steals per game.

• One of the league's longest-tenured players, McCants begins his sixth year of affiliation with NM State and appeared on the Preseason All-WAC Second Team by both the league's coaches and its media. The Las Cruces, N.M., product served as one of the Aggies' most consistent performers a season ago, averaging 10.0 points and a team-best 6.1 rebounds.

• As a result of his play last season, McCants worked his way to an All-WAC Honorable Mention selection. He was one of three Aggies who played in all 20 of the team's contests and showcased his versatility by averaging 1.8 assists and 0.9 blocked shots per game.

• Both the league's coaches and media members chose Rice for a spot on their Preseason All-WAC First Team, after the Houston, Texas, product shook off an early-season injury to become the Aggies' go-to player in 2020-21.

• Sidelined for two games of the Aggies' 20 on the year, that didn't stop Rice from leading the team in scoring (13.2 points per game), minutes per game (30.2), free throw percentage (.812), field goals made (82) and three-point field goals made (33). For his efforts last season, Rice earned All-WAC Second Team honors.

• Saving his best for the 2021 WAC Tournament, Tillman hopes to use a strong end to the 2020-21 season as a segue into the 2021-22 campaign. Placed on the Preseason All-WAC Second Team by the league's coaches, Tillman was the Aggies' second-leading scorer (11.6 points per game) and its second-best rebounder (5.6 per game) a season ago.

• It was in Las Vegas, though, where the Detroit, Mich., product showed off what a dangerous offensive weapon he could be. Tillman averaged 15.3 points and 4.7 rebounds per game through his team's three-game run to the WAC Tournament title bout. Of the 18 games he played, Tillman finished with 10 or more points in 13 of them. Both of his 20+ point outings last season came in the Aggies' last four games and he earned a spot on the All-WAC Tournament Team as a result of his play at The Orleans.

#### FOOT FAILURE

• If there's an unluckier player in college basketball than NM State senior Clayton Henry, we'd love to hear about it.

• Electing to return for the 2021-22 campaign, Henry was set to be a fixture in the Aggies' lineup 100-percent of the time. That is, until yet another injury put a stop to those plans.

• During summer workouts, Henry re-injured his right foot - the same one that he injured in November of 2020 and December of 2019 - and will be sidelined for a portion of the Aggies' 2021-22 campaign.

• A member of the WAC's All-Defensive Team last year, Henry proved that when healthy he belongs in the conversation for one of the WAC's best backcourt performers. The Calgary, Alberta, Canada, product took part in 18 of NM State's 20 games last season after recovering from his foot injury.

• Since the start of the 2019-20 season, Henry has missed 41 of the Aggies' 60 games due to four separate injuries.

#### DAWN OF THE DON

• Like Clayton Henry and Johnny McCants, senior forward Donnie Tillman elected to return to Las Cruces, N.M., for the 2021-22 season.

• The Detroit, Mich., product quickly became a fan favorite for NM State

#### AP TOP 25 POLL | WEEK SIX

RK	TEAM	RECORD	PTS.
1.	Baylor (61)	9-0	1525
2.	Duke	7-1	1429
3.	Purdue	9-1	1319
4.	UCLA	9-1	1312
5.	Gonzaga	8-2	1291
6.	Alabama	8-1	1202
7.	Kansas	8-1	1181
8.	Arizona	9-0	1172
9.	Villanova	7-3	924
10.	USC	10-0	810
11.	Iowa State	10-0	798
12.	Michigan State	9-2	707
13.	Auburn	8-1	693
14.	Houston	8-2	683
15.	Ohio State	8-2	656
16.	Seton Hall	9-1	635
17.	Texas	6-2	583
18.	Tennessee	7-2	390
19.	LSU	9-0	376
20.	UConn	9-2	360
21.	Kentucky	7-2	345
22.	Xavier	9-1	301
23.	Colorado State	10-0	251
24.	Arkansas	9-1	241
25.	Texas Tech	7-1	164

**Also receiving votes:** Wisconsin 156, North Carolina 85, Providence 57, Oklahoma 46, San Francisco 36, Illinois 31, West Virginia 24, Loyola Chicago 20, Michigan 8, St. Bonaventure 6, BYU 4, Minnesota 3, Creighton 1

2021-22 NM State opponents in **bold**

#### USA TODAY COACHES POLL | WEEK SIX

RK	TEAM	PTS.	PTS
1.	Baylor (30)	9-0	797
2.	Duke (1)	7-1	747
3.	UCLA	9-1	679
4.	Purdue	9-1	663
5.	Gonzaga	8-2	663
6.	Arizona	9-0	658
7.	Kansas	8-1	613
8.	Alabama (1)	8-1	612
9.	USC	10-0	443
10.	Villanova	7-3	415
11.	Iowa State	10-0	398
12.	Michigan State	9-2	376
13.	Houston	8-2	369
14.	Auburn	8-1	345
15.	Ohio State	8-2	338
16.	Seton Hall	9-1	337
17.	Texas	6-2	255
18.	Tennessee	7-2	250
19.	Arkansas	9-1	203
20.	LSU	9-0	184
21.	Kentucky	7-2	182
22.	UConn	9-2	181
23.	Colorado State	10-0	153
24.	Texas Tech	7-1	123
25.	Xavier	9-1	117

**Also receiving votes:** Wisconsin 110, Providence 41, San Francisco 36, North Carolina 31, Florida 17, Oklahoma 13, St. Bonaventure 11, Loyola Chicago 10, BYU 9, Minnesota 7, Illinois 6, West Virginia 5, Saint Mary's 2, Weber State 1

2021-22 NM State opponents in **bold**





## AGGIES IN THE KENPOM

### Scouting Report ?

Data through games of **Monday, December 13**

☐ Conference only

Category	Offense	Defense	D-I Avg
Adj. Efficiency	105.5 89	99.4 133	100.8
Adj. Tempo	66.9 254		68.4
Avg. Poss. Length	18.4 283	16.9 112	17.3
Four Factors			
Effective FG%	54.1 48	47.0 91	49.6
Turnover %	19.9 221	13.7 349	19.1
Off. Reb. %	27.4 197	25.5 87	28.4
FTA/FGA:	31.0 148	31.8 226	29.9
Miscellaneous Components			
3P%:	32.8 198	31.6 118	33.2
2P%:	57.3 16	46.7 93	49.4
FT%:	73.7 99	75.1 318	70.7
Block%:	7.6 94	12.4 57	9.2
Steal%:	9.1 149	5.7 349	9.6
Non-Stl TO%:	10.8 275	8.0 292	9.6
Style Components			
3PA/FGA:	40.0 132	37.9 169	38.2
A/FGM:	52.3 150	43.5 43	51.0
Point Distribution (% of total points)			
3-Pointers:	30.0 203	30.4 205	31.6
2-Pointers:	52.5 141	49.3 211	50.8
Free Throws:	17.5 184	20.3 82	17.6
Strength of Schedule			
Components:	102.6 105	99.7 106	100.8
Overall:	+2.91 104		0.00
Non-conference:	+2.91 109		0.00
Personnel			
Bench Minutes:	32.4% 155		31.1%
Experience:	1.87 yrs 187		1.89
Minutes Continuity:	41.6% 232		48.9%
Average Height:	78.1" 37		77.0"
2-Foul Participation:	5.7% 298		20.6%

and rightfully so. NM State's second-leading rebounder (5.6 per game), Tillman also ranked second on the squad in scoring (11.6 ppg).

- In his final game of the 2020-21 season, the forward hit a major milestone by reaching the 1,000-point mark for his collegiate career. By dropping in 11 points in NM State's WAC Tournament title bout with GCU, Tillman hiked his career scoring total to 1,002.

### FIRST THINGS FIRST

- Following a season-opening win over UC Irvine into their season opener against UC Irvine on Tuesday, Nov. 9, the Aggies have put up a 71-42-1 (.624) all-time mark in season openers.
- Dating back to the 2015-16 season, NM State has emerged as the victor in each of its last six season openers. Over the last decade, the Aggies have gone 7-3 (.700) in their first game to begin a season.
- Chris Jans has gone a perfect 5-0 in season openers as the head coach of NM State and owns a 6-0 all-time record in lid-lifters as an NCAA Division I head coach.

### THE DECADE OF DOMINANCE

- From the 2010-11 season through the 2019-20 campaign, NM State produced one of the best decades in terms of sheer winning in the nation.
- During that time period, the Aggies amassed 249 wins - a figure which ranks 20th among all NCAA Division I men's basketball teams. Additionally, NM State's

## NM STATE IN THE NCAA STATS | INDIVIDUAL

CATEGORY	#/PLAYER	NCAA RANK	WAC RANK
3-point FG attempts	66/Allen	100	4
	52/Rice	297	9
Assist/turnover ratio	1.68/Rice	191	9
Assists per game	3.7/Rice	189	8
Blocked shots/game	1.5/McCants	100	3
	0.9/McNair Jr.	278	6
Def. rebounds/game	5.4/Allen	129	2
	4.6/McNair	281	8
Double-doubles	1/McNair	223	5
	1/Allen	223	5
FG percentage	.434/Allen	264	4
Free throw attempts	43/Rice	160	7
Free throws made	34/Rice	126	6
	26/Allen	331	11
Free throw pct.	.897/Allen	23	1
	.791/Rice	190	6
Minutes/game	34:02/Allen	95	5
	32:13/Rice	234	6
Points per game	17.3/Allen	98	4
Rebounds per game	6.8/Allen	212	8
3FG per game	2.1/Allen	230	8
3FG made	21/Allen	198	8
	18/Rice	346	9
Total assists	37/Rice	165	6
Total blocks	15/McCants	94	3
	9/McNair Jr.	249	5
Total FG attempts	145/Allen	46	3
Total FG made	63/Allen	84	3
Total minutes	340:23/Allen	155	7
	322:09/Rice	246	8
Total points	173/Allen	89	4
Total rebounds	68/Allen	178	6
	59/McNair Jr.	344	14

## NM STATE IN THE NCAA STAT RANKINGS | TEAM

CATEGORY	#	NCAA	WAC
3-Point FG Attempts	242	104	4
Assist/turnover ratio	1.04	155	5
Assists/game	14.5	116	5
Blocked shots/game	4.3	76	2
Def. rebounds/game	27.40	90	3
Fewest fouls	171	225	3
Fewest turnovers	139	228	6
Field-goal percentage	48.0	42	2
Field-goal pct. defense	41.1	126	4
Free throw attempts	172	175	6
Free throws made	124	154	5
Free throw percentage	72.1	128	2
Off. rebounds/game	9.10	250	9
Personal fouls/game	17.1	209	3
Rebounding margin	+5.0	85	4
Scoring defense	70.8	233	7
Scoring margin	+4.5	172	7
Scoring offense	75.3	117	4
Steals per game	4.7	329	9
3-Point FG Defense	.315	129	5
3-Point FG per game	8.1	126	4
3-Point FG Percentage	.335	181	8
Total 3-Point FG made	81	122	4
Total assists	145	106	4
Total blocked shots	43	71	2
Total rebounds	365	166	5
Total rebounds/game	36.5	159	5
Total steals	47	316	9
Turnover margin	-3.6	321	10
Turnovers forced/game	10.3	334	10
Turnovers/game	13.9	220	6
Won/Lost percentage	.800	36	2

winning percentage of .728 through that same span ranked 19th among all DI squads.

- That decade saw the program advance to the NCAA Tournament on seven occasions - roughly one-third of the program's 22 appearances in the big dance.
- Of the program's 20 regular season titles, five of them were won during the last decade.

### TOURNAMENT TIME

- NM State's nine conference tournament titles since 2006 are the second-most in the nation. Only the WCC's Gonzaga (12) has more.

### 25 TO FOR LIFE

- Since NM State's basketball program began in 1905, the

## COUGARS IN THE KENPOM

### Scouting Report ?

Data through games of **Monday, December 13**

☐ Conference only

Category	Offense	Defense	D-I Avg
Adj. Efficiency	107.7 61	92.9 44	100.8
Adj. Tempo	67.3 237		68.4
Avg. Poss. Length	17.9 242	16.7 82	17.3
Four Factors			
Effective FG%	51.7 108	45.1 46	49.6
Turnover %	16.9 71	19.3 153	19.1
Off. Reb. %	36.3 23	26.8 133	28.4
FTA/FGA:	36.5 47	31.7 222	29.9
Miscellaneous Components			
3P%:	35.2 100	31.4 109	33.2
2P%:	51.0 129	44.0 36	49.4
FT%:	75.5 64	71.8 214	70.7
Block%:	8.5 143	14.8 25	9.2
Steal%:	6.9 17	7.6 296	9.6
Non-Stl TO%:	9.9 208	11.7 45	9.6
Style Components			
3PA/FGA:	41.0 114	36.3 120	38.2
A/FGM:	41.0 328	42.7 36	51.0
Point Distribution (% of total points)			
3-Pointers:	33.1 139	30.2 210	31.6
2-Pointers:	45.9 296	49.6 205	50.8
Free Throws:	21.0 50	20.2 84	17.6
Strength of Schedule			
Components:	101.3 167	102.8 283	100.8
Overall:	-1.48 231		0.00
Non-conference:	-5.10 309		0.00
Personnel			
Bench Minutes:	38.7% 37		31.1%
Experience:	1.49 yrs 287		1.89
Minutes Continuity:	51.9% 152		48.9%
Average Height:	77.4" 110		77.0"
2-Foul Participation:	19.1% 175		20.6%

the Aggies have reached the 25-win mark in just 12 seasons.

- Of those 12 seasons of 25 or more wins, seven have come in the 21st century. NM State has hit or exceeded the 25-win mark in four of the last five seasons. From the 2016-17 through the 2019-20 campaigns, NM State won at least 25 games in each to mark the program's longest run of 25+ win seasons in the process.
- In the late 1980s and early 1990s, the late Neil McCarthy led the Aggies to four 25+ win seasons to produce the most 25+ win seasons by a NM State head coach.
- Fifth-year bench boss Chris Jans has hit the 25-win mark in each of his first three seasons in charge in Las Cruces, making him the first coach in program history to get to 25 wins in three straight seasons.
- Thanks to the Aggies' win in their 2019-20 finale, Jans is now one of just eight active NCAA Division I head coaches who has posted 25+ wins in each of his first three seasons at an institution. Other coaches who have done that include John Calipari, Mark Few, Bill Self and Bruce Weber.

### THE CENTURY MARK

- NM State's 84-82 win over Utah Valley on Saturday, Feb. 15, 2020, was a significant one for NM State head coach Chris Jans as it was his 100th as an NCAA Division I head coach.
- In his fourth season as an NCAA Division I head coach, it took Jans just 129 games to secure win







number 100. That makes him the 27th-fastest bench boss in the history of NCAA Division I men's basketball to get to the 100-win mark.

- This season, on Nov. 24, specifically, Jans reached the 100-win mark as an NM State head coach. It took Jans only 126 games to get to triple-digits in the win column at NM State, making him the fastest coach in program history to do so.
- The late NM State coaching legend Lou Henson needed 127 games to get to the 100-win mark as NM State's bench boss.

### SO, UH, ABOUT THAT FLOOR

- NM State had plans to debut a newly-designed version of the iconic parquet floor of the Pan American Center in 2021-22, but Mother Nature - and some ill-timed building maintenance issues - made it impossible to do so.
- Completed in early July of 2021, NM State's redesigned floor of the Pan American Center featured a crimson border along with a two-toned interior portion of the court itself with NM State's Pistol Pete logo adorning the middle of the court.
- Unseasonably high humidity levels in the Las Cruces area over the next few months coupled with a steam pipe that burst inside the facility wreaked havoc on the floor. Portions of the floor were warped in places and in late August the floor was deemed unsafe to be played on for all NM State student-athletes.
- For the 2021-22 season, a rental court will be used for the Aggies' men's basketball, women's basketball and volleyball teams at the Pan Am Center. Following the conclusion of the 2021-22 academic year, a new floor will be purchased and installed inside the Pan Am Center in the summer of 2022.

### NEW PICTURE IN THE PAN AM

- Thursday, Sept. 2, 2021, NM State Director of Athletics Mario Moccia announced the completion of a months-long installation process of a brand-new, state-of-the-art video board inside the Pan American Center. The four-sided LED Daktronics video board will be completely operational for the 2021-22 season and beyond, enhancing the experience for fans and student-athletes who enter and compete in the venue.
- Home of the Aggies' men's basketball, volleyball and women's basketball teams, the Pan American Center replaced the existing scoreboard with an updated Daktronics model. Each of the four main faces of the newest addition to the Aggies' home venue are 11.5 feet tall and 18 feet wide. In addition to the four main LED board, a top LED ring (three feet, three and three-eighths inches tall and 21 feet, 10.5 inches wide) and a bottom LED ring (three feet, three and three-eighths inches tall and 19 feet, eight and five-sixteenths inches wide) are also present on the new unit.

### THE GRADUATE

- An NBA Draft pick. A three-time NBA champion. A member of one of the best dynasties in all of sports. Yes, former NM State men's basketball star Randy Brown has been all of those things throughout his professional career, but now he can add the title of NM State graduate to that list.
- Wednesday, Sept. 2, NM State athletics announced that Brown, who suited up for the Aggie men's basketball team from 1989-91, earned his bachelor's degree in sociology from the university.
- "Some of the best memories the sport of basketball has afforded me came in Las Cruces, New Mexico," Brown commented. "NM State instilled many high-quality values I carried with me to my NBA career and I am filled with pride to finally obtain my degree from the university that set the stage for my life."
- For two memorable seasons (1989-91), Brown was a fixture for the Aggies who challenged nationally-ranked juggernaut UNLV for Big West supremacy. With the eventual three-time NBA champion on their side, the Aggies racked up a 49-11 record which included a 31-5 mark in

Big West action.

- A two-time All-Big West Conference First Team honoree, Brown averaged 12.6 points, 3.8 rebounds and 4.9 assists in 60 appearances for the Aggies. During Brown's career in Las Cruces, NM State clinched a share of the Big West regular season title in the 1989-90 season and made a pair of NCAA Tournament appearances.
- Following the conclusion of the Aggies' 1990-91 campaign, Brown began his quest to play in the NBA. The backcourt star was selected by the Sacramento Kings as the 31st overall pick of the 1991 NBA Draft and went on to spend four seasons with the Kings. It was with the Chicago Bulls, however, that Brown's winningest days in the NBA occurred. From 1995-2000, Brown suited up for his hometown club alongside the likes of Michael Jordan, Scottie Pippen and Dennis Rodman. Through his five-year run with the Bulls, Brown won a trio of NBA titles and through his 12-year NBA career the Chicago, Ill., native amassed 3,148 points, 1,420 assists and 722 steals.

### A LOST LEGEND

- The architect of NM State's powerful teams in the late 1980s and early 1990s, former Aggie head coach Neil McCarthy passed away on Saturday, Sept. 18, 2021.
- Known as "The Big Dog", Neil McCarthy helped usher in a new era of NM State men's basketball success as the Aggies' head coach from 1985-97.
- Beginning with an 11-win improvement from the previous season in his inaugural 1985-86 campaign, McCarthy's ability to recruit and put highly competitive basketball teams on the floor of the Pan American Center was evident.
- The 1988-89 season saw the Aggies rack up a 21-11 record which featured a trip to the NIT. It was NM State's first postseason bid since making the cut for the NCAA Tournament in the 1978-79 campaign and started the program's decade-long run as a dominant force both in the Big West Conference and the national scene.
- Over the next nine years, McCarthy led the Aggies to four Big West Conference regular season titles, a pair of Big West Conference Tournament titles and five trips to the NCAA Tournament. The two-time Big West Coach of the Year (1989 and 1990) led the Aggies to a trio of triumphs over nationally-ranked squads during his tenure, but none of those was more memorable than the one on January 8, 1990, when NM State knocked off defending national champion and seventh-ranked UNLV 83-82 on a last-second shot inside the Pan Am Center.
- Through his 12-year span at the helm of the program, McCarthy amassed 226 wins - the second-highest all-time total behind only the late Lou Henson.

### U-S-A! U-S-A! U-S-A!

- After being affiliated with the Western Athletic Conference for nearly 20 years, NM State will be bearing a new conference flag beginning on Saturday, July 1, 2023.
- In an announcement issued Friday, Nov. 5, 2021, by NM State and Conference USA, NM State has accepted an invitation to join the league in the summer of 2023.
- NM State is one of four institutions which are set to join the ranks of Conference USA beginning in 2023-24. Along with NM State, Jacksonville State, Liberty University and Sam Houston State University will trade in their current league affiliations for the C-USA flag.
- Conference USA is an NCAA Division I athletic conference based in Dallas, Texas. Now in its third decade, Conference USA has adapted to the ever-changing landscape of collegiate athletics with an unwavering commitment to excellence, integrity and leadership in competition, academics and community.

### NEW FACES, NEW PLACES

- A pair of new individuals joined the ranks of the NM State men's basketball coaching staff this offseason while a pair of familiar faces switched up roles ahead of the 2021-22 campaign.
- In early August, Dominique Taylor was named an assistant coach on Jans' staff.
- Since the 2017-18 season, Taylor had been serving as an assistant men's basketball coach at MEAC institution Bethune-Cookman University. In Taylor's four seasons as a part of the Wildcats' coaching staff, the program recorded a 48-45 overall mark which included a 31-17 showing in Mid-Eastern Athletic Conference (MEAC) showdowns. Through his last few months at

Bethune-Cookman, Taylor owned the title of interim head coach after Ryan Ridder accepted the head coaching position at UT-Martin in late March of 2021.

- Taylor helped tutor a trio of MEAC major award winners in 2017-18 Player of the Year Brandon Tabb, 2017-18 Defensive Player of the Year Soufiane Diakite and 2018-19 Defensive Player of the Year Cletrell Pope. With that pair headlining the roster, Bethune-Cookman captured a share of the MEAC regular season title for just the second time in the history of the program.
- Following a three-year run as the program's video coordinator, Sean McClurg has been elevated to the Aggies' Director of Basketball Operations for the upcoming campaign. In this new position, McClurg will oversee many of the logistical and travel aspects for the Aggies as the team seeks its fourth WAC regular season title under Jans.
- Entering his second season on Jans' staff, Rian Stubbs was elevated to the position of the team's Video Coordinator. Last season, as the Special Assistant to the Head Coach, Stubbs' was heavily involved in all aspects of the program. Prior to his time at NM State, Stubbs served as the head men's basketball coach at NJCAA institution Lamar Community College.
- Joining Jans' staff for the 2021-22 season is Darin "DG" Graham. Graham, a fixture in the prep, AAU and college basketball scenes in the San Bernadino and Compton areas of California, will serve as the Director of Player Development. Graham brings a vast array of experience to NM State's program, most recently as an assistant coach for San Bernadino Valley College from 2019-21.

### TRANSFER TRACKING

- Only a handful of NCAA Division I men's basketball teams in the country have had a higher influx of new players this past offseason than NM State.
- In all, NM State added nine transfers to its roster for

the 2021-22 season. Other programs who added that exact number include Fordham, Middle Tennessee, Samford, South Florida, TCU and Tennessee Tech.

- Just three other DI programs - Texas A&M-Corpus Christi, George Washington and Illinois-Chicago - have added more transfers to their ranks ahead of the 2021-22 campaign. Texas A&M-Corpus Christi's 12 transfers are tops in the land while George Washington and Illinois-Chicago have welcomed 10 each ahead of the year.

### AGGIES IN THE LEAGUE

- After missing the opening portion of the Toronto Raptors' season due to an injury, former NM State star Pascal Siakam returned to the NBA squad's lineup Sunday, Nov. 7, in their showdown with the Brooklyn Nets.
- Siakam remains the only former Aggie on an NBA roster, but a pair of former NM State hoopers managed to break into various NBA preseason groups prior to the start of the Association's 2021-22 season.
- Notably, Trevelin Queen signed a training camp deal with the Los Angeles Lakers. He suited up with the likes of LeBron James, Russell Westbrook, Anthony Davis and Carmelo Anthony through the Lakers' slate of training camp games before getting waived.
- Queen's appearance with the 17-time world champions came as a result of his strong play with them in the NBA Summer League. The Glen Burnie, Md., product starred for the Lakers through their Summer League slate.
- Jemerrio Jones signed on with the Milwaukee Bucks' NBA training camp roster and appeared in a few games for the defending world champions before being dropped down to the Bucks' NBA G League affiliate, the Wisconsin Herd.
- Jones has his fair share of familiarity with the Herd after earning All-NBA G League Third Team acclaim with them during the 2020 season.
- After being waived by the Lakers, Queen rejoined the Rio Grande Valley Vipers, the NBA G League affiliate for the Houston Rockets. He'll play the 2021-22 season with the Vipers.





## COMING HOME

- Thursday, March 5, 2020, was the last time the NM State men's basketball team set foot inside the Pan American Center prior to Nov. 9, 2021. The Aggies returned to their venerable home court that night after a 615-day period of time away from it to begin the 2021-22 campaign.
- Due to in-state COVID-19 restrictions which prohibited the Aggies from hosting any home games through the entirety of the 2020-21 season, NM State was one of college basketball's vagabonds one season ago and played its originally scheduled "home" games from late January through March in the city of El Paso, Texas. Two venues in the Sun City - Eastwood High School and the Don Haskins Center on the campus of UTEP - served as temporary homes for the Aggies.
- With the exception of college basketball going on hold for World War II in the mid-1940s, few teams in the history of NCAA Division I hoops have had a longer stretch without a home game in their history.
- NM State's 615 days between home games (exhibition or regular season) is the seventh-longest drought without a true home game in the history of the sport. Only Cornell (627 days), Columbia (623 days), Yale (620 days), Brown (620 days), Dartmouth (620 days) and New Mexico (616 days) have gone longer without a true home contest.
- Like NM State, New Mexico was unable to play any home games through the 2020-21 season. That caused the lengthy delay between home games for the Lobos.
- For the rest of the programs on that list, the culprit was a decision made by The Ivy League to cancel its 2020-21 season due to the COVID-19 pandemic.

## SCOUTING WASHINGTON STATE

- Unafraid to let it fly from long range - and equally fearless to play some strong defense - Washington State is hoping to make it two consecutive victories against NM State Wednesday night.
- The Cougars lead the Pac-12 in three-point field goal attempts (247), three-pointers made (87) and three-pointers per game (8.7).
- Interior defense, specifically that of Efe Abogidi, has been a strength of the Cougars, too. Washington State ranks 27th nationally with 54 total blocked shots while its 5.4 rejections per contest is the 29th-best mark among all NCAA Division I college basketball teams. Abogidi's 1.9 blocks per game is the third-highest average among all Pac-12 players.
- Leading scorer Michael Flowers (14.1 ppg) has been averaging 2.6 made three-pointers per tilt for the Cougars this season. That's the third-highest average among all Pac-12 players.
- Washington State ranks 59th in the nation in terms of field goal percentage defense (.394) and 34th in the land in rebounding margin (+7.6).

## COMING UP NEXT

- NM State returns to Las Cruces, N.M., for the final two games of its non-conference slate. Once they get back to the Land of Enchantment, the Aggies will have a quick turnaround for their Saturday afternoon showdown with Northern New Mexico. Tip-off inside the Pan American Center is set for 4:00 p.m. that day.

## WAC PLAYER OF THE WEEK

DATE	PLAYER	SCHOOL
11.15.21	Brandon Betson	Chicago State
11.22.21	Fardaws Aimaq	Utah Valley
11.29.21	Fardaws Aimaq	Utah Valley
12.6.21	Fardaws Aimaq	Utah Valley
12.13.21	Cameron Gooden	Dixie State
12.20.21	-	-
12.27.21	-	-
1.3.22	-	-
1.10.22	-	-
1.17.22	-	-
1.24.22	-	-
1.31.22	-	-
2.7.22	-	-
2.14.22	-	-
2.21.22	-	-
2.28.22	-	-
3.6.22	-	-

## WAC FRESHMAN OF THE WEEK

DATE	PLAYER	SCHOOL
11.15.21	Taran Armstrong	California Baptist
11.22.21	Taran Armstrong	California Baptist
11.29.21	Viktor Rajkovic	Seattle U
12.6.21	Taran Armstrong	California Baptist
12.13.21	RayQuan Taylor	UTRGV
12.20.21	-	-
12.27.21	-	-
1.3.22	-	-
1.10.22	-	-
1.17.22	-	-
1.24.22	-	-
1.31.22	-	-
2.7.22	-	-
2.14.22	-	-
2.21.22	-	-
2.28.22	-	-
3.6.22	-	-

## NET WORTH | 2021-22 OPPONENTS

DATE	OPPONENT	W/L	NET (Current/Day of Game)
11.9	UC Irvine (W)	5-2	54/-
11.13	UTEP (W)	5-4	167/-
11.18	Davidson (W)	7-2	49/-
11.19	Utah State (L)	7-3	45/-
11.21	Indiana State (W)	4-6	183/-
11.24	N.M. Highlands (W)	5-4	-/-
11.30	New Mexico (L)	6-5	161/-
12.3	UTEP (W)	5-4	167/-
12.6	New Mexico (W)	6-5	161/145
12.11	Loyola Marymount (W)	6-4	216/215
12.15	Washington State	7-3	43/-
12.18	Northern N.M.	4-2	-/-
12.20	UT Permian Basin	6-3	-/-
12.30	Seattle U	8-3	175/-
1.1	Chicago State	3-7	325/-
1.6	Lamar	2-8	338/-
1.8	UTRGV	4-6	250/-
1.13	Tarleton	3-7	279/-
1.15	Abilene Christian	6-2	88/-
1.20	Sam Houston	3-6	293/-
1.22	SFA	8-2	127/-
1.29	Grand Canyon	9-2	97/-
2.3	California Baptist	8-2	189/-
2.5	Seattle U	8-3	175/-
2.10	Dixie State	5-5	258/-
2.12	Utah Valley	7-3	82/-
2.16	Dixie State	5-5	258/-
2.19	Grand Canyon	9-2	97/-
2.26	Chicago State	3-7	325/-
3.2	SFA	8-2	127/-
3.5	Utah Valley	7-3	82/-



**PAN AMERICAN CENTER TEAM RECORDS**

Most Points ..... 133, vs. New Mexico Highlands (12/11/82)  
 Most FG Attempts ..... 122, vs. UT-Arlington (12/1/70)  
 Most 3FGs Made ..... 20, 2x, last by NM State (12/29/19)  
 Most 3FG Attempts ..... 39, vs. CSU Bakersfield (2/8/18)  
 Most FTs Made ..... 35, vs. New Mexico Highlands (11/25/78)  
 ..... 35, vs. Seattle U (1/9/14)  
 Most FT Attempts ..... 53, 2x, Last vs. UMKC (1/31/19)  
 Most Rebounds ..... 85, vs. UT-Arlington (12/1/70)  
 Most Fouls ..... 38, vs. West Texas State (2/15/74)  
 Fewest Fouls ..... 8, 6x, Last vs. Chicago State (3/7/15)  
 Most Turnovers ..... 47, by San José State (12/19/70)  
 Fewest Turnovers ..... 3, vs. Indiana State (2/6/78)  
 Margin of Victory .. 74, vs. Northern N.M. (104-30 on 12/29/19)  
 Highest FG % ..... .686, vs. UTSA (1/3/13)  
 Highest FT % (Min. 20) ..... 955 vs. South Alabama (2/8/03)

**PAN AMERICAN CENTER INDIVIDUAL RECORDS**

Most Points ..... 43, Willie Humes  
 ..... Idaho State vs. San Jose State (12/27/69)  
 Rebounds ..... 25, Sam Lacey vs. Idaho State (1/4/69)  
 FGs Made ..... 19, Jimmy Collins vs. Air Force (1/14/70)  
 3FG Made ..... 10, Jaycee Carroll  
 ..... Utah State vs. NM State (2/2/06)  
 FTs Made ..... 17, James Moore  
 ..... vs. Arkansas State (2/28/04)  
 Assists ..... 20, Sam Crawford  
 ..... vs. Sam Houston State (12/21/92)  
 FG Percentage (Min. 10) ..... 1.000 (13-13), Reggie Ramey  
 ..... West Texas A&M vs. NM State (2/13/75)  
 FT Percentage ..... 1.000 - Many

**CONSECUTIVE DAYS WITHOUT A LOSS**

(D: MBB HISTORY)

TEAM	DAYS	YEARS
Seton Hall	1,480	1943-47
UCLA	1,451	1971-74
Texas	1,446	1913-17
San Francisco	1,097	1954-57
Texas	1,019	1923-25
Seton Hall	751	1939-41
LIU Brooklyn	715	1935-37
UCLA	695	1966-68
LIU Brooklyn	452	1938-39
UCLA	408	1968-69
Arkansas	408	1927-29
Marquette	403	1970-71
Cincinnati	397	1962-63
UNLV	393	1990-91
UNLV	388	1991-93
Kentucky	384	1933-34
NC State	384	1972-73
North Carolina	383	1956-57
<b>NM State</b>	<b>374</b>	<b>2019-20</b>
Indiana	369	1975-76
Kentucky	142	2014-15
Wichita State	135	2013-14

**2021-22 WAC STANDINGS**

TEAM	ALL	WAC
Grand Canyon	9-2	0-0
California Baptist	8-2	0-0
<b>NM State</b>	<b>8-2</b>	<b>0-0</b>
SFA	8-2	0-0
Abilene Christian	6-2	0-0
Seattle U	8-3	0-0
Utah Valley	7-3	0-0
Dixie State	5-5	0-0
UTRGV	4-6	0-0
Sam Houston	3-6	0-0
Chicago State	3-7	0-0
Tarleton	3-7	0-0
Lamar	2-8	0-0

**NM STATE'S RECORD WHEN | 2021-22**

NM STATE	ALL	WAC
Leading at halftime	6-0	0-0
Tied at halftime	0-0	0-0
Trailing at halftime	2-2	0-0
Leading at half   home	3-0	0-0
Tied at half   home	0-0	0-0
Trailing at half   home	0-1	0-0
Leading at half   neutral	1-0	0-0
Tied at half   neutral	0-0	0-0
Trailing at half   neutral	1-1	0-0
Leading at half   road	2-0	0-0
Tied at half   road	0-0	0-0
Trailing at half   road	1-0	0-0
Leading with 5:00 to go	6-0	0-0
Leading with 2:00 to go	6-0	0-0
Scoring ≤ 60 points	0-1	0-0
Opp. Scores ≤ 60 points	2-0	0-0
Scoring 61-69 points	2-0	0-0
Opp. Scores 61-69 pts	4-0	0-0
Scoring 70-79 pts	4-0	0-0
Opp. Scores 70-79 pts	2-0	0-0
Scoring 80-89 pts	1-0	0-0
Opp. Scores 80-89 pts	0-1	0-0
Scoring 90-99 pts	1-1	0-0
Opp. Scores 90-99 pts	0-0	0-0
Scoring 100+ pts	0-0	0-0
Opp. Scores 100+ pts	0-1	0-0
2 or fewer players w/ 10+ pts.	0-1	0-0
3 players w/ 10+ points	3-1	0-0
4 players w/ 10+ points	2-0	0-0
5 players w/ 10+ points	3-0	0-0
6 players w/ 10+ points	0-0	0-0
1 player w/ 20+ points	3-0	0-0
2 players w/ 20+ points	0-1	0-0
Shooting below 30%	0-0	0-0
Opp. shoots below 30%	0-0	0-0
Shooting 30-39%	1-1	0-0
Opp. shoots 30-39%	4-0	0-0
Shooting 40-49%	2-1	0-0
Opp. shoots 40-49%	4-1	0-0
Shooting 50% or higher	5-0	0-0
Opp. shoots 50% or higher	0-1	0-0
More rebounds	7-0	0-0
Fewer rebounds	1-2	0-0
Same rebounds	0-0	0-0
More turnovers	6-1	0-0
Fewer turnovers	2-0	0-0
Same turnovers	0-1	0-0
More pts. in the paint	7-1	0-0
Fewer pts. in the paint	1-1	0-0
Same pts. in the paint	0-0	0-0
More bench points	5-1	0-0
Fewer bench points	2-1	0-0
Same bench pts.	0-0	0-0
More 2nd chance pts.	4-1	0-0
Fewer 2nd chance pts.	3-2	0-0
Same 2nd chance pts.	0-0	0-0
More pts. off turnovers	3-2	0-0
Fewer pts. off turnovers	5-0	0-0
Same pts. off turnovers	0-0	0-0
More fast break points	5-0	0-0
Fewer fast break points	2-3	0-0
Same fast break points	1-0	0-0
On Monday	1-0	0-0
On Tuesday	1-1	0-0
On Wednesday	1-0	0-0
On Thursday	1-0	0-0
On Friday	1-1	0-0
On Saturday	2-0	0-0
On Sunday	1-0	0-0
In November	5-2	0-0
In December	3-0	0-0
In January	0-0	0-0
In February	0-0	0-0
In March	0-0	0-0
White uniforms	4-0	0-0
Black uniforms	1-1	0-0
Crimson uniforms	2-0	0-0
Throwback uniforms	1-1	0-0
Overtime games	1-0	0-0

**THE LAST TIME NM STATE...**

Won at home ..... 11/24/21 vs. New Mexico Highlands (94-67)  
 Lost at home ..... 11/30/21 vs. New Mexico (101-94)  
 Won away ..... 12.11.21 at Loyola Marymount (63-58)  
 Lost away ..... 2/27/21 at Tarleton State (64-55)  
 Won neutral ..... 11/21/21 vs. Indiana State (80-66%)  
 Lost neutral ..... 11/19/21 vs. Utah State (85-58%)  
 Won in OT ..... 11/25/19 vs. Colorado State (78-70, OT)  
 Lost in OT ..... 2/17/18 at Seattle U (73-63 OT)  
 Won vs. ranked opp. .... 12/23/17 vs. #6/7 MiamiS (63-54)  
 Lost vs. ranked opp. .... 11/17/19 at #17/19 Arizona (83-53)

7 players with 10+ points .. 11/11/16 vs. Arizona Christian  
 6 players with 10+ points ..... 1/12/17 vs. Grand Canyon  
 5 players with 10+ points ..... 11/21/21 vs. Indiana State%  
 4 players with 10+ points ..... 12/3/21 at UTEP  
 3 players with 10+ points .. 12/11/21 at Loyola Marymount  
 1 player with 20+ points ..... 12/6/21 at New Mexico  
 ..... Teddy Allen (20)  
 2 players with 20+ points ..... 11/30/21 vs. New Mexico  
 ..... Teddy Allen (31) & Jabari Rice (21)

Won by 20-29 points ..... 11/24/21 vs. New Mexico Highlands (94-67)  
 Won by 30-39 points 12/1/20 vs. Benedictine Mesa (92-54)  
 Won by 40-49 points ..... 11/5/19 vs. WNMU (92-46)  
 Won by 50+ points ..... 12/29/19 vs. Northern N.M. (104-30)

Lost by 20-29 points ... 11/19/21 vs. Utah State (85-58%)  
 Lost by 30-39 points 11/17/19 at #17/19 Arizona (83-53)  
 Lost by 40-49 points ..... 12/17/04 at Louisiana (91-49)  
 Lost by 50+ points ... 2/22/66 - at Hardin Simmons (105-49)

Scored 90-99 points ..... 11/30/21 vs. New Mexico (94)  
 Scored 100+ points .... 12/29/19 vs. Northern N.M. (104)

Made 30+ field goals ..... 12/3/21 at UTEP (30)  
 Made 35+ field goals ..... 12/6/21 at New Mexico (37)  
 Made 40+ field goals ..... 12/29/19 vs. Northern N.M. (41)  
 Shot 55%+ in FGs ..... 12/3/21 at UTEP (.566)  
 Shot 60%+ in FGs ..... 11/22/16 vs. Nicholls (.620)

Made 10-15 3-pointers ..... 11/24/21 vs. New Mexico Highlands (15)  
 Made 15+ 3-pointers ..... 1/9/20 vs. Chicago State (16)  
 Made 25+ free throws ..... 11/30/21 vs. New Mexico (27)  
 Had 50+ rebounds ..... 12/4/18 vs. New Mexico (52)  
 Had 15+ assists ..... 11/21/21 vs. Indiana State (19%)  
 Had 20+ assists ..... 12/6/20 at New Mexico (21)  
 Had 25+ assists ..... 12/29/19 vs. Northern N.M. (30)  
 Had 15+ steals ..... 12/29/19 vs. Northern N.M. (15)  
 Had 10+ steals .. 11/24/21 vs. New Mexico Highlands (11)  
 Had less than 10 TOs ..... 12/3/21 at UTEP (9)  
 Had 20+ TOs ..... 12/14/19 at New Mexico (20)  
 Forced 20+ TOs ..... 12/29/19 vs. Northern N.M. (22)  
 Had 10+ blocked shots ... 1/16/16 vs. Chicago State (10)

**THE LAST TIME AN AGGIE...**

Scored 30-34 points ..... 31, Teddy Allen vs. New Mexico (11/30/21)  
 Scored 35-39 points ..... 36, Ian Baker at UTRGV (2/18/17)  
 Had 20+ rebounds .. 22, Jemerrio Jones vs. Seattle U^ (3/9/18)  
 Had 25+ rebounds ..... 27, Sam Lacey at Hardin Simmons (12/19/69)  
 Had 10+ assists . 11, Jemerrio Jones vs. ENMU (12/12/17)  
 Had 5+ steals ..... 5, Johnny McCants at Dixie State (3/6/21)  
 Had 10+ steals .. 11, Jemerrio Jones vs. ENMU (12/12/17)  
 Had 5+ blocks ..... 6, Trevelin Queen vs. Seattle U (2/16/19)  
 Had 10+ blocks ..... 10, Sim Bhullar vs. Prairie View A&M (11/27/13)  
 Made 10+ FGs ..... 10, Donnie Tillman vs. Indiana State% (11/21/21)  
 Made 10+ FTs ..... 12, Teddy Allen vs. New Mexico (11/30/21)  
 Made 5+ 3FGs ..... 5, Teddy Allen vs. New Mexico Highlands (11/24/21)  
 Had a triple-double ..... vs. Eastern New Mexico (12/12/17)  
 ..... Jemerrio Jones (10 Points, 11 Rebounds, 11 Assists)  
 Had a double-double ..... vs. Indiana State% (11/21/21)  
 ..... Will McNair Jr. (12 points, 15 rebounds)  
 2+ players with a double-double ..... Seattle U (1/18/20)  
 ..... Ivan Aurrecoechea (19 Points, 11 Rebounds)  
 ..... Jabari Rice (17 Points, 11 Rebounds)

^Denotes WAC Tournament game (Las Vegas, Nev.)

\*Denotes NCAA Tournament game

%Game played at the HTC Center (Conway, S.C.)

\$Game played at the Stan Sheriff Center (Honolulu, Hawaii)

!Game played at the Sprint Center (Kansas City, Mo.)

#Game played at Orleans Arena (Las Vegas, Nev.)

&Game played at Eastwood High School (El Paso, Texas)

@Game played at the Don Haskins Center (El Paso, Texas)





# CHRIS JANS

HEAD COACH | FIFTH SEASON | LORAS COLLEGE, '91 | RECORD: 124-39 (.759)



New Mexico State Director of Athletics Mario Moccia handed the reins to the coveted Aggie men's basketball program to Chris Jans on Monday, April 17, 2017, naming the Fairbank, Iowa, native the 26th head men's basketball coach at NM State. Since doing so, Jans has ushered in an unprecedented run of success in Las Cruces by winning an average of 23.8 games per year and laying claim to three consecutive Western Athletic Conference regular season titles as well as a pair of WAC Tournament crowns.

As he prepares to begin his fifth season in charge of the Aggies in the 2021-22 academic year, Jans has cemented himself as one of the nation's premier bench bosses. His .758 winning percentage is the fifth-highest among the active NCAA Division I men's basketball head coaching ranks while his complete body of work as an NCAA Division I head coach includes 116 victories - one of the highest totals through a head coach's first five years in NCAA Division I men's basketball history.

The 25-year veteran took the helm of an Aggie team that had won a program record 28 games the year prior and matched that triumph total by amassing 28 in his first year. Since his arrival, New Mexico State has beaten its first AP top-10 opponent in 17 seasons as well as taken down a total of Power 5 teams in Illinois, #6/7 Miami, Mississippi State and Washington State (twice). His tenure started off with a bang, sweeping both UNM and UTEP before winning 11-straight.

Jans was named the WAC Coach the Year after leading the Aggies to a 12-2 conference finish to claim the regular-season title and added a WAC Tournament title to his name when the Aggies defeated Grand Canyon 72-58 - which gave NM State its sixth NCAA Tournament berth in seven seasons.

Under his direction, Jermerio Jones was named the WAC Player of Year while Zach Lofton was named First-Team All-WAC. Jones was also named to the all-defensive team while AJ Harris joined Lofton on the all-newcomer list. In addition, Jones and Lofton were named to the U.S. Basketball Writers Association's All-District VIII team as well as the National Association of Basketball Coaches' first-team and second-team for district six, respectively.

Jans didn't disappoint the following year in 2018-19, guiding the Aggies to a program-best 30-5 record after leading NM State to its 22nd NCAA Tournament appearance. New Mexico State also tallied the third-longest winning-streak in program history with 19 consecutive wins.

The veteran coach was once again voted on by his peers as the 2019 Don Haskins Coach of the Year after going 15-1 in league play with 10 new players and only one starter returning. Prior to the WAC Tournament Championship game, Jans was named a finalist for the Hugh Durham Award - which is given out to the nation's top mid-major coach. He was also selected by his coaching peers as the 2019 NABC All-District Coach (District 6) while Terrell Brown was named to the NABC All-District Second-Team (District 6).

In addition, the Aggies also claimed their second-straight regular-season title under Jans while also putting on a dominating 89-57 win over Grand Canyon in the WAC Tournament title game - which was the highest margin of victory in the tournament championship. The win is NM State's ninth WAC Tournament title overall and third-straight, including the last two under Jans.

Hit with a multitude of injuries prior to the start of the 2019-20 season, Jans did not let that deter him as he, his staff and the Aggies overcame them to go 25-6 on the year. That record included the first perfect 16-0 WAC record in the history of the league and culminated with the program's third-consecutive WAC regular season title before the COVID-19 pandemic shut down college basketball.

For a third-straight season, Jans earned the title of Don Haskins Coach of the Year from the WAC and he repeated as the NABC's All-District Six Coach of the Year. The accolades rolled in for the Aggies, too, who saw a total of five players secure All-WAC honors of some kind. Ivan Aurecochea and Jabari Rice collected All-WAC First Team nods, Trevelin Queen was placed on the All-WAC Second Team, Terrell Brown carved out a spot for himself on the All-WAC Defensive Team and Evan Gilyard II grabbed All-WAC Newcomer Team recognition. Both Aurecochea and Queen picked up All-NABC District Six Second Team nods while the latter also received USBWA All-District VIII Team plaudits.

Through the course of the 2020-21 season, a campaign which featured numerous starts and stops due to the COVID-19 pandemic, Jans' job was arguably among the toughest in the nation as the Aggies were unable to play any games in the state of New Mexico due to a state public health order. NM State could not even conduct full practices in the state until mid-January, but still moved on to the WAC Tournament title game as the third overall seed.

He began his second-stint at Wichita State prior to the start of the 2016-17 season under head coach Greg Marshall. At the conclusion of that season, Jans was elevated to associate head coach before taking the NM State head coaching job.

Prior to returning to WSU, Jans coordinated one of the nation's best turnarounds in 2014-15 in his first year as the head coach at Bowling Green. In just one season, he took a BGSU team that lost 20 games in 2013-14 and guided it to a record-setting 21-12 overall mark in 2014-15 - which was the most wins in a single-season for Bowling Green since 2001-02 (24).

With the 21 wins, Jans became the first head coach in Falcons history to lead the team to 20 wins or more in his first year at the helm. His record-setting 21 wins eclipsed the 18 wins set previously by hall of famers Harold Anderson and Bill Fitch.

The 2014-15 campaign also saw Jans lead BGSU to its first national postseason tournament victory since 1975 when the Falcons defeated Saint Francis (Pa.) in the 2015 CollegeInsider.com Tournament (CIT).

In that same year, Bowling Green finished Mid-American Conference play 11-7 - which was the most wins in MAC play for BGSU since going 11-5 during the 2008-09 season. In addition, the Falcons also reeled off 11 road victories for the first time since the 1947-48 season. With the historic year for Falcon men's basketball, Jans was chosen by his peers as the National Association of Basketball Coaches' top first-year head coach with the 2015 Joe B. Hall National Coach of the Year award.

Before taking the helm at BGSU, Jans spent seven years alongside Marshall at Wichita State (2007-14). He was a member of the inaugural staff with Marshall at WSU and turned the program around to become the staple of the NCAA Tournament it is now. After just one season, the Shockers earned a CBI bid in 2009 followed by an NIT bid at home in 2010 with the help of future NBA guard Toure' Murry and center Garrett Stutz.

The Shockers began to break through in the 2010-11 campaign when they recorded 24 wins and a runner-up finish in conference play. Despite missing the Big Dance, WSU gave Shocker fans some hope when it reeled off five-consecutive wins and won the program's first NIT Championship.

Wichita State claimed the Missouri Valley Conference title the following year and made its first appearance in the NCAA Tournament since 2006 as the No. 5 seed before falling to the 12th-seeded Cinderella VCU Rams.

Jans was instrumental in landing Ron Baker, a future All-American and NBA player, who helped guide WSU to its deep run in the NCAA Tournament in 2013. The Shockers broke a lot of brackets that season, taking down Pittsburgh and the overall No. 1 seed Gonzaga to reach the Sweet 16 before taking down a hot La Salle and Ohio State team to earn Wichita State its first Final Four appearance since 1965.

In the final season of his first stint with the Shockers, Jans helped Wichita State set an NCAA record with a 35-0 start to the season. During that stretch, WSU ran the gamut in the Valley and became the first program to go undefeated in nearly 30 years. That season also saw Fred VanVleet, Cleaunthony Early and Baker earn first-team all-conference selections while Early and VanVleet notched All-America honors on top of VanVleet adding MVC Player of the Year to his mantle of awards.

He began his coaching career as an assistant coach at NCAA Division III Elmhurst College in 1992 before taking a similar role at NAIA Grande View College in 1994. Jans earned his first head coaching opportunity when he took over at NJCAA Division II Kirkwood Community College in 1996.

Jans was named the Region XI Coach of the Year after guiding the Eagles to a 25-10 season, which included a conference title and the program's first-ever national tournament appearance. He followed up his rookie season with a 31-6 campaign highlighted by Kirkwood capturing the NJCAA Division II National Championship and Jans being named the National Coach of the Year.

Sandwiched in between his time at Independence Community College (1998-99) and Howard College (2001-03), Jans got his first taste of the Division I level as an assistant coach at Idaho (1999-01) under David Farrar.

After Howard, he took over at Chipola Junior College and joined forces with Greg Heiar - who played for Jans in his rookie season as a head coach at Kirkwood CC and was a fellow assistant coach at WSU. Success continued to follow Jans as he led Chipola JC to its first conference title in a decade while finishing sixth at the NJCAA Division I National Tournament and finished 32-5 overall.

Jans then made his second appearance at the Division I level, this time as an assistant coach at Illinois State (2004-07) on Porter Moser's staff before joining Marshall at Wichita State.

After Howard, he took over at Chipola Junior College and joined forces with Greg Heiar - who played for Jans in his rookie season as a head coach at Kirkwood CC and was a fellow assistant coach at WSU. Success continued to follow Jans as he led Chipola JC to its first conference title in a decade while finishing sixth at the NJCAA Division I National Tournament and finished 32-5 overall.

A graduate of Loras College in 1991, Jans earned his bachelor degrees in marketing and finance. He and his wife Sheri have two kids, Nick and Maddie Gazda.

## JANS YEAR-BY-YEAR

YEAR | RECORD • CONFERENCE RECORD FINISH | POSTSEASON

### ELMHURST (Assistant Coach)

1991-92 | 19-9 • 11-5 CCIW T2nd | NCAA DIII Second Round

1992-93 | 10-15 • 3-11 CCIW 8th | none

1993-94 | 13-12 • 6-8 CCIW 6th | none

### GRAND VIEW COLLEGE (Assistant Coach)

1994-95 | n/a n/a

1995-96 | n/a n/a

### KIRKWOOD COMMUNITY COLLEGE (Head Coach)

1996-97 | 25-10 1st | NJCAA DIII First Round

1997-98 | 31-5 1st | NJCAA DIII Nat'l Champions

### INDEPENDENCE COMMUNITY COLLEGE (Head Coach)

1998-99 | 22-10 • 14-4 KJCCC 1st | none

### IDAHO (Assistant Coach)

1999-00 | 12-17 • 6-10 Big West T4th | Big West First Round

2000-01 | 6-21 • 3-13 Big West T8th | none

### HOWARD COLLEGE (Head Coach)

2001-02 | 20-10 n/a | none

2002-03 | 29-4 n/a | none

### CHIPOLA COLLEGE (Head Coach)

2003-04 | 32-5 • 11-1 Panhandle Conf. 1st | NJCAA Tournament (6th)

### ILLINOIS STATE (Assistant Coach)

2004-05 | 17-13 • 8-10 MVC 6th | MVC First Round

2005-06 | 9-19 • 4-14 MVC T9th | MVC First Round

2006-07 | 15-16 • 6-12 MVC T7th | MVC First Round

### WICHITA STATE (Assistant Coach/Associate Head Coach)

2007-08 | 11-20 • 4-14 MVC 9th | MVC First Round

2008-09 | 17-17 • 8-10 MVC T5th | CBI Second Round

2009-10 | 25-10 • 12-6 MVC 2nd | NIT First Round

2010-11 | 29-8 • 14-4 MVC 2nd | NIT Champions

2011-12 | 27-6 • 16-2 MVC 1st | NCAA First Round

2012-13 | 30-8 • 12-6 MVC 2nd | NCAA Final Four

2013-14 | 35-1 • 18-0 MVC 1st | NCAA Second Round

### BOWLING GREEN (Head Coach)

2014-15 | 21-12 • 11-7 MAC 3rd (East) | CIT Second Round

### WICHITA STATE (Consultant/Special Assistant)

2015-16 | 26-9 • 16-2 MVC 1st | NCAA Round of 32

2016-17 | 31-5 • 17-1 MVC T1st | NCAA Second Round

### NM STATE (Head Coach)

2017-18 | 28-6 • 12-2 WAC 1st | NCAA First Round

2018-19 | 30-5 • 15-1 WAC 1st | NCAA First Round

2019-20 | 25-6 • 16-0 WAC 1st | none

2020-21 | 12-8 • 7-6 WAC 3rd | none

2021-22 | 8-2 • 0-0 WAC -

31 Seasons | One NJCAA National Championship |  
Seven NCAA Tournaments | 2 NITs | 1 CIT

## THE JANS FILE

**HOMETOWN:** Fairbank, Iowa

**EDUCATION:** Loras College (B.A. Marketing & Finance, 1991)

**WIFE:** Sheri

**CHILDREN:** Nick, Maddie





Jans' All-Time Record			Kent State		
Opponent	W	L		1	1
Akron	0	2	Loyola Marymount	1	0
Alabama A&M	1	0	Miami (FL)	1	0
Arkansas-Pine Bluff	1	0	Miami (OH)	1	1
Arizona	0	1	Mississippi State	1	0
Arizona Christian	1	0	New Mexico	5	3
Auburn	0	1	New Mexico Highlands	1	0
Ball State	3	0	North Dakota State	1	0
Benedictine Mesa	1	0	Northern Colorado	1	0
Buffalo	0	2	Northern Illinois	2	0
California Baptist	4	2	Northern New Mexico	2	0
Canisius	0	1	Ohio	2	0
Central Michigan	1	0	Prairie View A&M	1	0
Chicago State	9	0	Saint Francis (Pa.)	1	0
Clemson	0	1	Saint Mary's (CA)	0	2
Cleveland State	1	0	San Diego	0	1
Colorado State	3	0	Seattle U	7	2
CSU Bakersfield	6	0	Southern	1	0
CSUN	1	1	Southeast Missouri State	1	0
Dayton	0	1	Tarleton State	1	1
Davidson	2	0	Texas A&M - Int'l	1	0
Denver	1	0	Toledo	0	1
Detroit	1	0	UA Pine Bluff	0	0
Dixie State	2	0	UC Irvine	2	0
Drake	1	1	USC	0	1
East Central University	1	0	USF	2	0
Eastern Michigan	1	1	Utah Valley	7	2
Eastern New Mexico	2	0	Utah State	0	1
Ferris State	0	1	UTEP	7	1
George Mason	0	1	UTRGV	9	0
Grand Canyon	8	3	Washington State	2	1
Illinois	1	0	Western Kentucky	0	1
Indiana State	1	0	Western Michigan	1	0
Kansas	0	1	Western New Mexico	2	0
Kansas City	6	0	Wright State	1	0
			Total	124	39

## THE JANS FILE

Year	School	Position	Overall	Pct.	Conf.	Pct.	Conference Tournament	Postseason
1991-92	Elmhurst	Assistant Coach	-	-	-	-	-	-
1992-93	Elmhurst	Assistant Coach	-	-	-	-	-	-
1993-94	Elmhurst	Assistant Coach	-	-	-	-	-	-
1994-95	Grand View College	Assistant Coach	-	-	-	-	-	-
1995-96	Grand View College	Assistant Coach	-	-	-	-	-	-
1996-97	Kirkwood CC	Head Coach	-	-	-	-	-	-
1997-98	Kirkwood CC	Head Coach	-	-	-	-	-	-
1998-99	Independence CC	Head Coach	-	-	-	-	-	-
1999-00	Idaho	Assistant Coach	-	-	-	-	-	-
2000-01	Idaho	Assistant Coach	-	-	-	-	-	-
2001-02	Howard JC	Head Coach	-	-	-	-	-	-
2002-03	Howard JC	Head Coach	-	-	-	-	-	-
2003-04	Chipola	Head Coach	-	-	-	-	-	-
2004-05	Illinois State	Assistant Coach	-	-	-	-	-	-
2005-06	Illinois State	Assistant Coach	-	-	-	-	-	-
2006-07	Illinois State	Assistant Coach	-	-	-	-	-	-
2007-08	Wichita State	Assistant Coach	-	-	-	-	-	-
2008-09	Wichita State	Assistant Coach	-	-	-	-	-	-
2009-10	Wichita State	Assistant Coach	-	-	-	-	-	-
2010-11	Wichita State	Assistant Coach	-	-	-	-	-	-
2011-12	Wichita State	Associate Head Coach	-	-	-	-	-	-
2012-13	Wichita State	Associate Head Coach	-	-	-	-	-	-
2013-14	Wichita State	Associate Head Coach	-	-	-	-	-	-
2014-15	Bowling Green	Head Coach	21-12	.636	11-7	.611	1-1	1-1 (CIT)
2015-16	Wichita State	Consultant	-	-	-	-	-	-
2016-17	Wichita State	Special Assistant	-	-	-	-	-	-
2017-18	NM State	Head Coach	28-6	.824	12-2	.857	3-0	0-1 (NCAA)
2018-19	NM State	Head Coach	30-5	.857	15-1	.938	3-0	0-1 (NCAA)
2019-20	NM State	Head Coach	25-6	.800	16-0	1.000	-	-
2020-21	NM State	Head Coach	12-8	.600	7-6	.538	2-1	-
2021-22	NM State	Head Coach	8-2	.800	0-0	.000	0-0	-
Total	-	-	124-39	.759	61-16	.792	9-2	3 Appearances



# INDIVIDUAL SINGLE-GAME RECORDS | CHRIS JANS COACHING ERA

## MOST POINTS

34.....	Zach Lofton vs. UTRGV (2.3.2018)
<b>31.....</b>	<b>Teddy Allen vs. New Mexico (11.30.2021)</b>
31.....	Zach Lofton vs. Seattle U (3.9.2018)
31.....	AJ Harris at New Mexico (11.17.2018)
30.....	Zach Lofton vs. Colorado State (11.22.2017)
<b>29.....</b>	<b>Jabari Rice vs. Utah Valley (2.15.2020)</b>
29.....	Zach Lofton vs. Clemson (3.16.2018)
29.....	Zach Lofton vs. Grand Canyon (1.11.2018)
29.....	Zach Lofton vs. Eastern New Mexico (12.12.2017)
28.....	Zach Lofton vs. New Mexico (11.17.2017)
28.....	Zach Lofton vs. USC (12.25.2017)
28.....	Zach Lofton vs. CSU Bakersfield (1.13.2018)

## MOST REBOUNDS

23.....	Jemerrio Jones vs. Kansas City (2.24.2018)
22.....	Jemerrio Jones vs. Seattle U (3.9.2018)
20.....	Jemerrio Jones vs. UTRGV (2.3.2018)
20.....	Jemerrio Jones vs. CSU Bakersfield (2.8.2018)
20.....	Jemerrio Jones vs. Grand Canyon (2.10.2018)
19.....	Jemerrio Jones vs. East Central (11.10.2017)
19.....	Jemerrio Jones vs. Grand Canyon (3.10.2018)
<b>18.....</b>	<b>Johnny McCants vs. Seattle U (2.13.2020)</b>
<b>17.....</b>	<b>Donnie Tillman vs. CSUN (12.29.2020)</b>
<b>16.....</b>	<b>Johnny McCants at California Baptist (1.3.2019)</b>
16.....	Jemerrio Jones vs. Northern New Mexico (1.30.2018)
16.....	Jemerrio Jones vs. Chicago State (1.6.2018)
16.....	Jemerrio Jones vs. New Mexico (11.17.2017)

## MOST ASSISTS

11.....	Jemerrio Jones vs. Eastern New Mexico (12.12.2017)
9.....	AJ Harris vs. Grand Canyon (3.16.2019)
9.....	Shunn Buchanan vs. Chicago State (1.9.2020)
<b>8.....</b>	<b>Jabari Rice vs. New Mexico (11.30.2021)</b>
<b>8.....</b>	<b>Jabari Rice vs. Davidson (11.18.2021)</b>
8.....	Shunn Buchanan vs. CSU Bakersfield (1.12.2019)
8.....	Jemerrio Jones vs. USC (1.25.2017)
8.....	AJ Harris vs. Chicago State (1.6.2018)
8.....	Trevelin Queen vs. New Mexico (12.14.2019)
8.....	Trevelin Queen vs. Northern New Mexico (12.29.2019)
7.....	Jemerrio Jones vs. Kansas City (2.24.2018)
7.....	AJ Harris vs. UTRGV (3.3.2018)
7.....	AJ Harris vs. Grand Canyon (1.10.2019)
7.....	Evan Gilyard II vs. Benedictine Mesa (12.1.2020)
7.....	Shunn Buchanan vs. Washington State (12.1.2018)
7.....	Shunn Buchanan vs. Southern (11.14.2019)
7.....	Trevelin Queen vs. Denver (12.10.2019)

## MOST STEALS

7.....	Trevelin Queen vs. Northern New Mexico (12.29.2019)
6.....	Terrell Brown vs. Drake (12.22.2018)
<b>5.....</b>	<b>Johnny McCants at Dixie State (3.5.2021)</b>
4.....	Shunn Buchanan vs. Denver (12.10.2019)
4.....	Shunn Buchanan vs. California Baptist (3.5.2020)
4.....	AJ Harris vs. UTRGV (1.26.2019)
4.....	AJ Harris vs. CSU Bakersfield (2.7.2019)
4.....	Jemerrio Jones vs. New Mexico (12.9.2017)
4.....	Jemerrio Jones vs. Illinois (12.16.2017)
4.....	Jemerrio Jones vs. Northern New Mexico (1.30.2018)
4.....	Zach Lofton vs. UTRGV (2.3.2019)
4.....	Trevelin Queen vs. Chicago State (1.9.2020)

## MOST BLOCKED SHOTS

6.....	Trevelin Queen vs. Seattle U (2.16.2019)
<b>4.....</b>	<b>Johnny McCants vs. UC Irvine (11.9.2021)</b>
<b>3.....</b>	<b>Johnny McCants at Loyola Marymount (12.11.2021)</b>
<b>3.....</b>	<b>Johnny McCants at UTEP (12.3.2021)</b>
<b>3.....</b>	<b>Will McNair Jr. vs. New Mexico (11.30.2021)</b>
<b>3.....</b>	<b>Johnny McCants at Dixie State (3.6.2021)</b>
<b>3.....</b>	<b>Johnny McCants vs. CSU Bakersfield (1.30.2020)</b>
<b>3.....</b>	<b>Johnny McCants vs. Eastern New Mexico (11.21.2018)</b>
3.....	Jemerrio Jones vs. Northern New Mexico (1.30.2018)
3.....	Jonathon Wilkins vs. Illinois (12.16.2017)
<b>3.....</b>	<b>Johnny McCants vs. Chicago State (2.22.2018)</b>
<b>3.....</b>	<b>Johnny McCants at Dixie State (3.6.2021)</b>

## MOST FIELD GOALS MADE

12.....	Jemerrio Jones vs. Grand Canyon (2.10.2018)
12.....	Zach Lofton vs. Colorado State (11.22.2017)
11.....	Zach Lofton vs. Eastern New Mexico (12.12.2017)
<b>10.....</b>	<b>Teddy Allen at New Mexico (12.6.2021)</b>
<b>10.....</b>	<b>Donnie Tillman vs. Indiana State (11.21.2021)</b>
10.....	Ivan Aurrecoechea vs. Grand Canyon (1.10.2019)
10.....	Zach Lofton vs. Illinois (12.16.2017)
10.....	Zach Lofton vs. USC (12.25.2017)
10.....	Zach Lofton vs. UTRGV (2.3.2018)
10.....	Zach Lofton vs. Seattle U (2.17.2018)

## MOST FIELD GOAL ATTEMPTS

22.....	Zach Lofton vs. Seattle U (2.17.2018)
21.....	Jemerrio Jones vs. Grand Canyon (2.10.2018)
20.....	Zach Lofton vs. Illinois (12.16.2017)
<b>19.....</b>	<b>Teddy Allen vs. Davidson (11.18.2021)</b>
19.....	Trevelin Queen vs. Washington State (12.7.2019)
19.....	Trevelin Queen vs. New Mexico (11.21.2019)
19.....	Jemerrio Jones vs. East Central (11.10.2017)
<b>18.....</b>	<b>Jabari Rice vs. New Mexico (11.30.2021)</b>
<b>18.....</b>	<b>Teddy Allen vs. UC Irvine (11.9.2021)</b>
18.....	Zach Lofton vs. Clemson (3.16.2018)
18.....	Zach Lofton vs. Seattle U (3.9.2018)
18.....	Zach Lofton vs. Utah Valley (1.20.2018)
18.....	Zach Lofton vs. New Mexico (11.17.2017)

## MOST THREE-POINT FIELD GOALS MADE

7.....	Zach Lofton vs. Utah Valley (1.20.2018)
7.....	Zach Lofton vs. UTRGV (2.3.2018)
7.....	Keyon Jones vs. CSUN (12.19.2018)
6.....	Zach Lofton vs. Seattle U (3.9.2018)
6.....	Zach Lofton vs. Seattle U (2.17.2018)
6.....	Zach Lofton vs. USC (12.25.2017)
6.....	Keyon Jones vs. Chicago State (3.8.2018)
6.....	AJ Harris vs. New Mexico (11.17.2018)
5....	multiple times, last Teddy Allen vs. New Mexico Highlands (11.24.2021)
<b>5.....</b>	<b>multiple times, last Jabari Rice at Dixie State (3.5.2021)</b>
5....	multiple times, last Johnny McCants vs. CSUN (12.28.2020)

## MOST THREE-POINT FIELD GOALS ATTEMPTED

13.....	Zach Lofton vs. Utah Valley (1.20.2018)
<b>12.....</b>	<b>Jabari Rice vs. Dixie State (3.5.2021)</b>
12.....	Zach Lofton vs. UTRGV (2.3.2018)
12.....	Zach Lofton vs. Seattle U (2.17.2018)
12.....	Zach Lofton vs. Clemson (3.16.2018)
11.....	Zach Lofton vs. CSU Bakersfield (2.8.2018)
11.....	Zach Lofton vs. Seattle U (3.9.2018)
11.....	Trevelin Queen vs. Grand Canyon (3.16.2019)
11.....	Keyon Jones vs. CSUN (12.19.2018)
11.....	Terrell Brown vs. George Mason (11.27.2019)
<b>11.....</b>	<b>Jabari Rice vs. New Mexico (11.30.2021)</b>
<b>11.....</b>	<b>Jabari Rice vs. Grand Canyon (2.1.2020)</b>
11.....	Evan Gilyard II vs. Grand Canyon (3.13.2021)

## MOST FREE THROWS MADE

<b>12.....</b>	<b>Teddy Allen vs. New Mexico (11.30.2021)</b>
11.....	Terrell Brown vs. California Baptist (1.3.2019)
11.....	Ivan Aurrecoechea vs. New Mexico (12.4.2018)
11.....	Zach Lofton vs. Seattle U (3.9.2018)
10.....	Zach Lofton vs. Grand Canyon (1.11.2018)
<b>9.....</b>	<b>Jabari Rice vs. New Mexico (11.30.2021)</b>
<b>9.....</b>	<b>Jabari Rice vs. Utah Valley (2.15.2020)</b>
9.....	Ivan Aurrecoechea vs. Arkansas-Pine Bluff (12.18.2019)
9.....	Ivan Aurrecoechea vs. Seattle U (1.18.2020)
9.....	Terrell Brown vs. CSU Bakersfield (2.7.2019)
9.....	Zach Lofton vs. Grand Canyon (3.10.2018)
9.....	Sidy N'Dir vs. Chicago State (2.22.2018)

## MOST FREE THROWS ATTEMPTED

15.....	Ivan Aurrecoechea vs. New Mexico (12.4.2018)
15.....	Zach Lofton vs. Seattle U (3.9.2018)
14.....	Terrell Brown vs. CSU Bakersfield (2.7.2019)
13.....	Ivan Aurrecoechea vs. Arkansas-Pine Bluff (12.18.2019)
<b>12.....</b>	<b>Teddy Allen vs. New Mexico (11.30.2021)</b>
12.....	Ivan Aurrecoechea vs. Seattle U (1.18.2020)
12.....	Terrell Brown vs. New Mexico (11.17.2018)
12.....	Zach Lofton vs. New Mexico (12.9.2017)
<b>11.....</b>	<b>Jabari Rice vs. New Mexico (11.30.2021)</b>
<b>11.....</b>	<b>Jabari Rice vs. Utah Valley (2.15.2020)</b>
11.....	Terrell Brown vs. California Baptist (1.3.2019)
11.....	Terrell Brown vs. Auburn (3.21.2019)
11.....	Zach Lofton vs. Grand Canyon (3.10.2018)

## MOST MINUTES PLAYED

<b>43.....</b>	<b>Teddy Allen at New Mexico (12.6.21)</b>
42.....	Zach Lofton vs. Seattle U (2.17.2018)
<b>41.....</b>	<b>Jabari Rice at New Mexico (12.6.21)</b>
41.....	Trevelin Queen vs. Colorado State (11.25.2019)
39.....	Evan Gilyard II vs. Grand Canyon (1.29.2021)
39.....	Trevelin Queen vs. New Mexico (11.21.2019)
<b>38.....</b>	<b>Jabari Rice vs. CSU Bakersfield (1.30.2020)</b>
38.....	Trevelin Queen vs. Washington State (12.7.2019)
38.....	Zach Lofton vs. San Diego (12.6.2017)
38.....	Zach Lofton vs. USC (12.25.2017)
<b>38.....</b>	<b>Zach Lofton vs. Clemson (3.16.2018)</b>

Current players in **bold text**



• Nine of the top 11 scoring performances in the Chris Jans coaching era came courtesy of **Zach Lofton** in the 2017-18 campaign. Lofton also reigns as the Jans-era single-game leader in field goal attempts, field goals made, three-pointers made, three-pointers attempted and minutes played.



• One of the nation's most prolific rebounders in the 2017-18 campaign, **Jemerrio Jones** owns the top seven single-game rebounding outings in the Chris Jans era at NM State. The forward also claims single-game records in the Chris Jans coaching era in field goals made and assists.





## 2021-22 OVERALL STATISTICS | NM STATE

NO.	PLAYER	GP-GS	MIN	AVG	FG-FGA	PCT	3FG-3FGA	PCT	FT-FTA	PCT	OFF	DEF	TOT	AVG	PF	A	A/G	TO	STL	BLK	PTS	AVG
00	Allen, Teddy	10-10	336	33.6	63-145	.434	21-66	.318	26-29	.897	14	54	68	6.8	26	21	2.1	30	9	1	173	17.3
10	Rice, Sir'Jabari	10-10	323	32.3	39-91	.429	18-52	.346	34-43	.791	6	40	46	4.6	19	37	3.7	22	7	4	130	13.0
35	McCants, Johnny	10-10	250	25.0	35-58	.603	6-22	.273	12-21	.571	12	38	50	5.0	23	22	2.2	17	4	15	88	8.8
02	Tillman, Donnie	8-7	177	22.1	23-44	.523	8-20	.400	12-19	.632	12	17	29	3.6	14	12	1.5	10	3	0	66	8.3
13	McNair Jr., Will	10-10	238	23.8	35-58	.603	1-5	.200	10-15	.667	13	46	59	5.9	19	13	1.3	6	5	9	81	8.1
42	Alok, Yuat	9-0	95	10.6	21-40	.525	2-7	.286	1-2	.500	6	12	18	2.0	12	7	0.8	2	1	5	45	5.0
04	McKinney Jr., Mario	10-2	139	13.9	15-34	.441	2-9	.222	12-18	.667	6	10	16	1.6	12	15	1.5	15	7	0	44	4.4
03	Pryor, Nate	5-1	89	17.8	9-13	.692	1-1	1.000	0-0	.000	0	9	9	1.8	2	5	1.0	11	2	0	19	3.8
23	Williams, Levar	9-0	89	9.9	9-23	.391	9-23	.391	4-7	.571	0	5	5	0.6	10	5	0.6	0	2	0	31	3.4
01	Avery, Marchelus	10-0	103	10.3	11-32	.344	5-17	.294	5-6	.833	9	17	26	2.6	14	5	0.5	7	4	5	32	3.2
15	Peake, Mike	10-0	140	14.0	11-24	.458	6-14	.429	3-6	.500	7	14	21	2.1	17	3	0.3	3	3	4	31	3.1
20	Crawford, Cameron	1-0	4	4.0	1-1	1.000	1-1	1.000	0-0	.000	0	0	0	0.0	0	0	0.0	0	0	0	3	3.0
12	Cotton, Virshon	3-0	14	4.7	0-0	.000	0-0	.000	5-6	.833	0	1	1	0.3	1	0	0.0	2	0	0	5	1.7
05	Henry, Clayton	1-0	11	11.0	0-1	.000	0-1	.000	0-0	.000	0	0	0	0.0	1	0	0.0	0	0	0	0	0.0
Total		10-10	2025	202.5	274-570	.481	81-241	.336	124-172	.721	91	274	365	36.5	171	145	14.5	139	47	43	753	75.3
Opponents		10-10	2025	202.5	248-604	.411	73-232	.315	139-184	.755	92	222	314	31.4	169	112	11.2	103	63	24	708	70.8

SCORE BY PERIODS:	1st	2nd	OT	Total
NM State	313	430	10	753
Opponents	327	373	8	708

## 2021-22 OVERALL STATISTICS | WASHINGTON STATE

NO.	PLAYER	GP-GS	MIN	AVG	FG-FGA	PCT	3FG-3FGA	PCT	FT-FTA	PCT	OFF	DEF	TOT	AVG	PF	A	A/G	TO	STL	BLK	PTS	AVG
12	Flowers, Michael	10-10	299	29.9	46-104	.442	26-68	.382	23-27	.852	5	36	41	4.1	13	27	2.7	12	4	1	141	14.1
24	Williams, Noah	9-9	248	27.6	40-98	.408	6-23	.261	32-43	.744	8	28	36	4.0	23	25	2.8	20	9	6	118	13.1
02	Roberts, Tyrell	10-8	237	23.7	28-88	.318	18-55	.327	24-24	1.000	4	15	19	1.9	23	14	1.4	10	4	0	98	9.8
05	Bamba, TJ	9-2	195	21.7	28-61	.459	13-31	.419	15-22	.682	11	21	32	3.6	13	7	0.8	11	8	6	84	9.3
35	Gueye, Mouhamed	10-10	209	20.9	30-64	.469	0-6	.000	11-21	.524	22	37	59	5.9	29	4	0.4	16	8	8	71	7.1
00	Abogidi, Efe	10-8	187	18.7	26-45	.578	1-5	.200	16-20	.800	19	32	51	5.1	19	6	0.6	11	3	19	69	6.9
21	Jackson, Dishon	8-2	147	18.4	17-30	.567	0-0	.000	16-25	.640	15	30	45	5.6	22	2	0.3	8	1	11	50	6.3
11	Rodman, DJ	10-1	175	17.5	20-38	.526	6-18	.333	10-13	.769	20	14	34	3.4	12	9	0.9	2	2	0	56	5.6
23	Jakimovski, Andrej	10-0	146	14.6	14-32	.438	9-18	.500	7-8	.875	7	19	26	2.6	16	6	0.6	9	5	2	44	4.4
03	Koulibaly, Jefferson	8-0	95	11.9	12-27	.444	5-14	.357	6-11	.545	3	8	11	1.4	12	8	1.0	12	6	0	35	4.4
22	Rapp, Ryan	6-0	32	5.3	4-10	.400	3-9	.333	4-4	1.000	0	4	4	0.7	3	1	0.2	0	1	1	15	2.5
14	DeWolf, Matt	7-0	28	4.0	3-4	.750	0-0	.000	2-2	1.000	1	5	6	0.9	4	1	0.1	1	2	0	8	1.1
33	Burghardt, Will	2-0	2	1.0	0-1	.000	0-0	.000	0-0	.000	0	0	0	0.0	0	0	0.0	0	0	0	0	0.0
Total		10-10	2000	200.0	268-602	.445	87-247	.352	166-220	.755	127	271	398	39.8	189	110	11.0	117	53	54	789	78.9
Opponents		10-10	2000	200.0	225-571	.394	65-207	.314	130-181	.718	99	223	322	32.2	204	96	9.6	134	48	30	645	64.5

SCORE BY PERIODS:	1st	2nd	Total
Washington State	365	424	789
Opponents	270	375	645



## 2021-22 NM STATE STATS BY SITE + MONTH

### NM STATE | WINS

TEAM	GP-GS	MIN	AVG	FG-FGA	PCT	3FG-3FGA	PCT	FT-FTA	PCT	OFF	DEF	TOT	AVG	PF	A	A/G	TO	BLK	STL	PTS	AVG
NM State	8-8	1625	203.1	225-451	.499	60-178	.337	91-131	.695	74	229	303	37.9	126	122	15.3	117	35	41	601	75.1
Opponents	8-8	1625	203.1	188-487	.386	51-183	.279	95-131	.725	74	165	239	29.9	135	75	9.4	83	16	54	522	65.3

### NM STATE | LOSSES

TEAM	GP-GS	MIN	AVG	FG-FGA	PCT	3FG-3FGA	PCT	FT-FTA	PCT	OFF	DEF	TOT	AVG	PF	A	A/G	TO	BLK	STL	PTS	AVG
NM State	2-2	400	200.0	49-120	.408	21-64	.328	33-41	.805	17	45	62	31.0	45	23	11.5	22	8	6	152	76.0
Opponents	2-2	400	200.0	60-117	.513	22-49	.449	44-53	.830	18	58	76	38.0	34	37	18.5	20	8	9	186	93.0

### NM STATE | HOME

TEAM	GP-GS	MIN	AVG	FG-FGA	PCT	3FG-3FGA	PCT	FT-FTA	PCT	OFF	DEF	TOT	AVG	PF	A	A/G	TO	BLK	STL	PTS	AVG
NM State	4-4	800	200.0	110-232	.474	39-114	.342	68-97	.701	40	113	153	38.3	75	51	12.8	49	13	21	327	81.8
Opponents	4-4	800	200.0	99-245	.404	25-86	.291	67-87	.770	40	92	132	33.0	82	42	10.5	44	8	25	290	72.5

### NM STATE | AWAY

TEAM	GP-GS	MIN	AVG	FG-FGA	PCT	3FG-3FGA	PCT	FT-FTA	PCT	OFF	DEF	TOT	AVG	PF	A	A/G	TO	STL	BLK	PTS	AVG
NM State	3-3	625	208.3	87-170	.512	8-41	.195	31-43	.721	23	86	109	36.3	54	44	14.7	49	18	16	213	71.0
Opponents	3-3	625	208.3	72-187	.385	19-67	.284	40-57	.702	30	65	95	31.7	48	24	8.0	34	10	23	203	67.7

### NM STATE | NEUTRAL

TEAM	GP-GS	MIN	AVG	FG-FGA	PCT	3FG-3FGA	PCT	FT-FTA	PCT	OFF	DEF	TOT	AVG	PF	A	A/G	TO	BLK	STL	PTS	AVG
NM State	3-3	600	200.0	77-169	.456	34-87	.391	25-32	.781	28	75	103	34.3	42	50	16.7	41	12	10	213	71.0
Opponents	3-3	600	200.0	77-172	.448	29-79	.367	32-40	.800	22	66	88	29.3	39	46	15.3	25	6	15	215	71.7

### NM STATE | IN NOVEMBER

TEAM	GP-GS	MIN	AVG	FG-FGA	PCT	3FG-3FGA	PCT	FT-FTA	PCT	OFF	DEF	TOT	AVG	PF	A	A/G	TO	STL	BLK	PTS	AVG
NM State	7-7	1400	200.0	187-400	.468	73-200	.365	93-129	.721	68	188	256	36.6	117	101	14.4	90	31	25	540	77.1
Opponents	7-7	1400	200.0	176-417	.422	54-165	.327	99-127	.780	62	157	219	31.3	121	88	12.6	69	40	14	505	72.1

### NM STATE | IN DECEMBER

TEAM	GP-GS	MIN	AVG	FG-FGA	PCT	3FG-3FGA	PCT	FT-FTA	PCT	OFF	DEF	TOT	AVG	PF	A	A/G	TO	STL	BLK	PTS	AVG
NM State	3-3	625	208.3	87-170	.512	8-41	.195	31-43	.721	23	86	109	36.3	54	44	14.7	49	18	16	213	71.0
Opponents	3-3	625	208.3	72-187	.385	19-67	.284	40-57	.702	30	65	95	31.7	48	24	8.0	34	10	23	203	67.7





## 2021-22 NM STATE GAME-BY-GAME COMPARISON

GAME	RESULT	FG-A	PCT	3FG-A	PCT	FT-A	PCT	O-D-TOTAL	PF	+/-	PTS	+/-	A	+/-	TO	+/-	BLK	+/-	STL	+/-	MIN	HALF
UC Irvine   11/9		19-62	.306	4-21	.190	9-12	.750	12-23-35	17		51		5		9		1		6		200	25
at NM State W   62-51		20-53	.377	7-23	.304	15-16	.938	6-30-36   +1	13	-4	62	+11	11	+6	10	+1	6	+5	4	-2	200	30   +5
UTEP   11/13		26-61	.426	5-19	.263	14-22	.636	10-19-29	24		71		7		9		2		9		200	30
at NM State W   77-71		26-50	.520	8-20	.400	17-30	.567	11-28-39   +10	21		77	+6	10		16		2		4		200	35   +5
Davidson   11/18		23-60	.383	9-26	.346	9-13	.692	10-18-28	17		64		11		7		1		4		200	33
vs. NM State W   75-64		25-51	.490	11-25	.440	14-21	.667	11-27-38   +10	15		75	+11	18		14		6		5		200	28   -5
Utah State   11/19		31-55	.564	14-29	.483	9-11	.818	8-28-36	12		85		22		11		4		5		200	41
vs. NM State L   85-58		20-57	.351	12-32	.375	6-6	1.000	9-18-27   -9	16		58	-27	13		13		4		4		200	16   -25
Indiana State   11/21		23-57	.404	6-24	.250	14-16	.875	4-19-23	10		66		13		7		1		6		200	31
vs. NM State W   80-66		32-60	.533	11-29	.379	5-5	1.000	8-30-38   +15	11		80	+14	19		14		2		1		200	41   +10
NM Highlands   11/24		25-60	.417	8-26	.308	9-11	.818	8-21-29	19		67		15		17		1		6		200	34
at NM State W   94-67		35-67	.522	15-40	.375	9-16	.563	15-28-43	12		94	+27	20		14		1		11		200	37
New Mexico   11/30		29-62	.468	8-20	.400	35-42	.833	10-29-39	22		101		15		9		4		4		200	49
at NM State W   94-67		29-62	.468	9-31	.290	27-35	.771	8-27-35   -4	29		94	-7	10		9		4		2		200	42   -7
at UTEP		25-60	.417	7-19	.368	12-15	.800	12-20-32	12		69		7		10		2		5		200	30
NM State W   72-69		30-53	.566	4-10	.400	8-13	.615	6-21-27   -5	10		72	+3	13		9		6		5		200	32   +2
at New Mexico		28-71	.394	6-22	.273	14-23	.609	10-31-41	15		76		10		10		7		5		200	31
NM State W   78-76 (OT)		37-74	.500	2-15	.133	2-5	.400	7-38-45   +4	20		78	+2	21	+11	14	+4	5	-2	5	=	200	27   -4
at Loyola Marymount		19-56	.339	6-26	.231	14-19	.737	8-14-22	21		58		7		14		1		13		200	23
NM State W   63-58		20-43	.465	2-16	.125	21-25	.840	10-27-37   +15	24		63	+5	10	+3	26	+12	7	+6	6	-7	200	25   +2

## 2021-22 NM STATE POINTS-REBOUNDS-ASSISTS

OPPONENT	W/L	SCORE	0	1	2	3	4	5	10	11	12	13	15	20	23	25	35	42
vs. UC Irvine   11/9	W	62-51	14-3-1	0-2-0	10-5-1	DNP	12-3-4	DNP	12-5-1	DNP	DNP	10-8-2	0-2-0	DNP	0-0-0	DNP	4-8-2	0-0-0
vs. UTEP   11/13	W	77-71	13-7-0	7-1-1	12-8-3	DNP	3-1-1	DNP	15-2-1	DNP	5-1-0	3-5-1	0-1-0	DNP	0-0-0	DNP	6-9-2	13-4-1
vs. Davidson   11/18	W	75-64	21-5-3	0-3-0	14-4-1	DNP	0-0-0	DNP	17-6-8	0-1-0	DNP	6-7-1	6-3-0	DNP	DNP	DNP	11-3-5	0-2-0
vs. Utah State   11/19	L	85-58	14-7-3	0-4-2	0-2-1	DNP	4-1-0	DNP	7-0-1	5-1-0	0-0-0	2-5-1	3-2-1	DNP	13-1-0	DNP	5-0-0	5-3-4
vs. Indiana State   11/21	W	80-66	12-3-2	8-2-0	23-4-3	DNP	0-0-1	DNP	10-5-5	DNP	0-0-0	12-15-5	0-1-0	DNP	3-2-0	DNP	10-6-2	2-0-1
vs. NM Highlands   11/24	W	94-67	21-7-2	6-9-2	3-4-2	2-0-1	6-2-6	DNP	12-7-2	DNP	DNP	8-2-2	8-3-0	3-0-0	7-0-1	DNP	18-7-2	DNP
vs. New Mexico   11/30	L	101-94	31-9-1	8-2-0	3-2-0	0-1-0	2-0-0	DNP	21-4-8	DNP	DNP	14-8-0	3-0-0	DNP	8-1-1	DNP	4-2-0	0-2-0
at UTEP   12/3	W	72-69	15-8-3	0-0-0	1-0-1	0-1-0	5-4-1	DNP	19-4-4	DNP	DNP	18-1-0	2-4-1	DNP	0-0-0	DNP	10-4-3	2-1-0
at New Mexico   12/6	W	78-76   OT	20-11-4	0-1-0	DNP	8-7-4	2-2-0	DNP	6-7-6	DNP	DNP	4-4-0	7-4-1	DNP	0-0-2	DNP	12-4-4	19-4-0
at Loyola Marymount   12/11	W	63-58	12-8-2	3-2-0	DNP	9-0-0	10-3-2	0-0-0	11-6-1	DNP	DNP	4-5-1	2-1-0	DNP	0-1-1	DNP	8-7-2	4-2-1

### 2020-21 NM STATE GAME-BY-GAME QUICK FACTS

OPPONENT	DATE	W/L	SCORE	ATTENDANCE	RECORD	H	A	N	HIGH POINTS	HIGH REBOUNDS	HIGH ASSISTS
UC IRVINE	11/9	W	62-51	5,056	1-0	1-0	0-0	0-0	14   Allen	8   McCants	4   McKinney Jr.
UTEP	11/13	W	77-71	8,089	2-0	2-0	0-0	0-0	15   Rice	9   McCants	3   Tillman
vs. Davidson%	11/18	W	75-64	1,168	3-0	2-0	0-0	1-0	21   Allen	7   McNair	8   Rice
vs. Utah State%	11/19	L	85-58	1,192	3-1	2-0	0-0	1-1	14   Allen	7   Allen	4   Alok
vs. Indiana State%	11/21	W	80-66	1,083	4-1	2-0	0-0	2-1	23   Tillman	15   McNair	5   McNair
NM HIGHLANDS	11/24	W	94-67	4,739	5-1	3-0	0-0	2-1	21   Allen	9   Avery	6   McKinney Jr.
NEW MEXICO	11/30	L	101-94	6,208	5-2	3-1	0-0	2-1	31   Allen	9   Allen	8   Rice
at UTEP	12/3	W	72-69	6,392	6-2	3-1	1-0	2-1	19   Rice	8   Allen	4   Rice
at New Mexico	12/6	W	78-76   OT	13,019	7-2	3-1	2-0	2-1	20   Allen	11   Allen	6   Rice
at Loyola Marymount	12/11	W	63-58	996	8-2	3-1	3-0	2-1	12   Allen	8   Allen	2   Allen
										2   McCants	
										2   McKinney Jr.	

### 2021-22 NM STATE GAME-BY-GAME STARTERS

DATE	OPPONENT	GUARD	GUARD	GUARD/FORWARD	FORWARD	FORWARD
11/9	UC IRVINE	Allen	Rice	Tillman	McCants	McNair
11/13	UTEP	Allen	Rice	Tillman	McCants	McNair
11/18	vs. Davidson%	Allen	Rice	Tillman	McCants	McNair
11/19	vs. Utah State%	Allen	Rice	Tillman	McCants	McNair
11/21	vs. Indiana State%	Allen	Rice	Tillman	McCants	McNair
11/24	NM HIGHLANDS	Allen	Rice	Tillman	McCants	McNair
11/24	NEW MEXICO	Allen	Rice	Tillman	McCants	McNair
12/3	at UTEP	Allen	Rice	McKinney Jr.	McCants	McNair
12/6	at New Mexico	Allen	Rice	McKinney Jr.	McCants	McNair
12/11	at Loyola Marymount	Allen	Rice	Pryor	McCants	McNair

#### Record by starting lineup

Allen | Tillman | Rice | McNair | McCants • 5-2  
 Allen | McKinney Jr. | Rice | McNair | McCants • 2-0  
 Allen | Pryor | Rice | McNair | McCants • 1-0



## 2021-22 NM STATE SPECIALTY STATS

			LARGEST				TIME SPENT			PAINT PTS.		PTS. OFF T/O		2nd CHANCE PTS.		FAST BREAK		BENCH PTS.						
DATE	OPPONENT	SCORE	LEAD	DEFICIT	TIES	LC	LEADING	TRAILING	TIED	NMSU	OPP	NMSU	OPP	NMSU	OPP	NMSU	OPP	NMSU	OPP					
11/9	UC IRVINE	W   62-51	11	2	2	1	36:52	0:25	2:43	18	-2	20	10	+4	6	12	+3	9	12	-1	13			
11/13	UTEP	W   77-71	19	1	3	2	37:56	0:19	1:45	34	+2	32	12	-3	15	12	-1	13	9	+4	5	28	-3	31
11/18	vs. Davidson%	W   75-64	12	10	2	4	28:06	10:40	1:14	28	+2	26	9	-12	21	16	+10	6	15	+5	0	6	+4	2
11/18	vs. Utah State%	L   85-58	2	40	1	1	0:36	38:23	1:01	10	-18	28	7	+1	6	14	+4	10	0	-15	15	30	+8	22
11/21	vs. Indiana State%	W   80-66	20	1	0	2	38:49	0:30	0:41	42	+18	24	12	-6	18	14	+7	7	7	-11	18	13	+8	5
11/24	vs. NM Highlands	W   94-67	32	2	2	3	37:35	1:22	1:03	38	+10	28	18	+11	7	18	+10	8	16	+2	14	32	+7	25
11/30	vs. New Mexico	L   101-94	4	11	6	9	7:43	30:15	2:02	36	+8	28	15	+2	13	8	-5	13	4	-21	25	21	-2	23
12/3	at UTEP	W   72-69	10	5	7	10	26:58	7:45	5:17	52	28		7	4		6	11		2	2		5	10	
12/6	at New Mexico	W   78-76	5	10	5	15	11:13	28:13	5:34	66	32		8	12		6	8		11	14		34	21	
12/11	at Loyola Marymount	W   63-58	10	6	7	9	20:08	13:31	6:21	34	24		13	32		13	14		11	5		19	14	

## 2021-22 NM STATE MISCELLANEOUS STATS

RESULT	OPPONENT	DATE	OPENING TIPOFF		BY	SCORE	FIRST NMSU...		FIRST OPP...	FIRST SUB	TIMEOUTS		DUNKS	
			PLAYER	RESULT			POINTS	FG	POINTS	FG	TIME--PLAYER	#	FIRST CALLED	#   PLAYERS
W   62-51	UC IRVINE	11/9	McNair	L	UCI	2-0	18:22	18:22	18:47	18:47	17:16-Peake	1	1H   4:33	1   McCants
W   77-71	UTEP	11/13	McNair	W	NMSU	4-0	19:28	19:28	17:30	17:30	16:24-McKinney Jr.	1	1H   1:06	1   Tillman
W   75-64	vs. Davidson	11/18	McNair	W	NMSU	6-0	19:42	19:42	18:10	18:10	15:22-Alok	2	1H   4:20	1   McCants
L   85-58	vs. Utah State	11/19	McNair	L	NMSU	2-0	19:28	19:28	18:52	18:52	16:56-Alok	1	1H   13:11	-
W   80-66	vs. Indiana State	11/21	McNair	L	NMSU	7-0	19:19	19:19	17:15	17:15	16:30-Williams	1	1H   11:52	3   McCants, Tillman (x2)
W   94-67	NM HIGHLANDS	11/24	McNair	W	NMH	2-0	18:51	18:51	19:50	19:50	17:34-Peake	2	1H   3:29	5   Avery (x2), McKinney Jr., McCants, Rice
L   101-94	NEW MEXICO	11/30	McNair	W	NMSU	2-0	19:32	19:32	19:12	19:12	16:28-Alok	3	1H   9:10	4   Allen, Avery, McCants, Rice
W   72-69	at UTEP	12/3	McNair	W	NMSU	2-0	19:29	19:29	19:10	19:10	16:16-Peake	2	1H   0:28	3   McCants, McNair (x2)
W   78-76	at New Mexico	12/6	McNair	L	UNM	5-0	16:47	16:47	17:32	17:32	15:53-Pryor	4	1H   5:47	2   Allen, Peake
W   83-58	at Loyola Marymount	12/11	McNair	W	LMU	6-0	16:28	16:28	19:06	19:06	15:40-Alok	3	1H   0:24	1   Allen





## INDIVIDUAL SINGLE-GAME HIGHS | NM STATE

CATEGORY	TOTAL	PLAYER	OPPONENT	DATE
POINTS	31	Teddy Allen	New Mexico	11.30
FIELD GOALS MADE	10	Teddy Allen	at New Mexico	12.6
		Donnie Tillman	Indiana State	11.21
FIELD GOAL ATTEMPTS	21	Teddy Allen	at New Mexico	12.6
FIELD GOAL PCT. (Min 5 att.)	.833 (5-6)	Johnny McCants	at UTEP	12.3
		Will McNair	Indiana State	11.21
3-POINT FIELD GOALS MADE	5	Teddy Allen	NM Highlands	11.24
3-POINT FIELD GOAL ATTEMPTS	11	Jabari Rice	New Mexico	11.30
3-POINT FIELD GOAL PCT. (min. 3 att.)	.800 (4-5)	Jabari Rice	Davidson	11.18
FREE THROWS MADE	12	Teddy Allen	New Mexico	11.30
FREE THROWS ATTEMPTED	12	Teddy Allen	New Mexico	11.30
FREE THROW PCT. (min. 3 att.)	1.000 (12-12)	Teddy Allen	New Mexico	11.30
	1.000 (7-7)	Jabari Rice	UC Irvine	11.9
	1.000 (4-4)	Mario McKinney Jr.	at Loyola Marymount	12.11
		Jabari Rice	at UTEP	12.3
		Donnie Tillman	UC Irvine	11.9
	1.000 (3-3)	Teddy Allen	Utah State	11.19
REBOUNDS   TOTAL	15	Will McNair	Indiana State	11.21
REBOUNDS   OFFENSIVE	5	Marchelus Avery	NM Highlands	11.24
REBOUNDS   DEFENSIVE	13	Will McNair	Indiana State	11.21
ASSISTS	8	Jabari Rice	New Mexico	11.30
		Jabari Rice	Davidson	11.18
BLOCKS	4	Johnny McCants	UC Irvine	11.9
STEALS	4	Mario McKinney Jr.	NM Highlands	11.24
MINUTES	43	Teddy Allen	at New Mexico	12.6

## SINGLE-GAME SEASON HIGHS | NM STATE

CATEGORY	TOTAL	DATE	OPPONENT
POINTS	94	11.30	New Mexico
		11.24	NM Highlands
FIRST-HALF POINTS	42	11.30	New Mexico
SECOND-HALF POINTS	57	11.24	NM Highlands
OVERTIME POINTS	10	12.6	at New Mexico
FIELD GOALS MADE	37	12.6	at New Mexico
FIELD GOAL ATTEMPTS	74	12.6	at New Mexico
FIELD GOAL PERCENTAGE	.566	12.3	at UTEP
3-POINT FIELD GOALS MADE	15	11.24	NM Highlands
3-POINT FIELD GOAL ATTEMPTS	40	11.24	NM Highlands
3-POINT FIELD GOAL PERCENTAGE	.440	11.18	Davidson
FREE THROWS MADE	27	11.30	New Mexico
FREE THROWS ATTEMPTED	35	11.30	New Mexico
FREE THROW PERCENTAGE	1.000	11.21	Indiana State
		11.19	Utah State
OFFENSIVE REBOUNDS	15	11.24	NM Highlands
DEFENSIVE REBOUNDS	38	12.6	at New Mexico
TOTAL REBOUNDS	45	12.6	at New Mexico
REBOUNDING MARGIN	+15	12.11	at Loyola Marymount
		11.21	Indiana State
PERSONAL FOULS	29	11.30	New Mexico
ASSISTS	21	12.6	at New Mexico
TURNOVERS	26	12.11	at Loyola Marymount
BLOCKS	7	12.11	at Loyola Marymount
STEALS	11	11.24	NM Highlands

## SINGLE-GAME SEASON LOWS | NM STATE

CATEGORY	TOTAL	DATE	OPPONENT
POINTS	58	11.19	Utah State
FIRST-HALF POINTS	16	11.19	Utah State
SECOND-HALF POINTS	32	11.9	UC Irvine
OVERTIME POINTS	-	-	-
FIELD GOALS MADE	20	12.11	at Loyola Marymount
		11.19	Utah State
		11.9	UC Irvine
FIELD GOAL ATTEMPTS	43	12.11	at Loyola Marymount
FIELD GOAL PERCENTAGE	.351	11.19	Utah State
3-POINT FIELD GOALS MADE	2	12.11	at Loyola Marymount
		12.6	at New Mexico
3-POINT FIELD GOAL ATTEMPTS	10	12.3	at UTEP
3-POINT FIELD GOAL PERCENTAGE	.125	12.11	at Loyola Marymount
FREE THROWS MADE	2	12.6	at New Mexico
FREE THROWS ATTEMPTED	5	12.3	at New Mexico
		11.21	Indiana State
FREE THROW PERCENTAGE	.400	12.6	at New Mexico
OFFENSIVE REBOUNDS	6	12.3	at UTEP
		11.9	UC Irvine
DEFENSIVE REBOUNDS	18	11.19	Utah State
TOTAL REBOUNDS	27	11.19	Utah State
REBOUNDING MARGIN	-9	11.19	Utah State
PERSONAL FOULS	11	12.3	at UTEP
		11.21	Indiana State
ASSISTS	10	12.11	at Loyola Marymount
		11.30	New Mexico
		11.13	UTEP
TURNOVERS	9	12.3	at UTEP
		11.30	New Mexico
BLOCKS	1	11.24	NM Highlands
STEALS	1	11.21	Indiana State

## INDIVIDUAL SINGLE-GAME HIGHS | OPPONENTS

CATEGORY	TOTAL	PLAYER	TEAM	DATE
POINTS	31	Jaelen House	New Mexico	11.30
FIELD GOALS MADE	10	Jamal Mashburn Jr.	New Mexico	12.6
FIELD GOAL ATTEMPTS	21	Souley Boum	UTEP	12.3
FIELD GOAL PCT. (Min 5 att.)	.875 (7-8)	Rylan Jones	Utah State	11.19
3-POINT FIELD GOALS MADE	5	Rylan Jones	Utah State	11.19
3-POINT FIELD GOAL ATTEMPTS	12	Cooper Neese	Indiana State	11.21
3-POINT FIELD GOAL PCT. (min. 3 att.)	1.000 (3-3)	Jamal Mashburn Jr.	New Mexico	12.6
FREE THROWS MADE	10	Jaelen House	New Mexico	11.30
FREE THROWS ATTEMPTED	11	Jaelen House	New Mexico	11.30
FREE THROW PCT. (min. 3 att.)	1.000 (6-6)	Javonté Johnson	New Mexico	11.30
	1.000 (5-5)	Jaelen House	New Mexico	12.6
	1.000 (4-4)	Jay Allen-Tovar	New Mexico	11.30
		Micah Thomas	Indiana State	11.21
		Brock Miller	Utah State	11.19
	1.000 (3-3)	Christian Agnew	UTEP	12.3
REBOUNDS   TOTAL	11	Jay Allen-Tovar	New Mexico	11.30
REBOUNDS   OFFENSIVE	4	Javonté Johnson	New Mexico	12.6
		Jamari Sibley	UTEP	12.3
REBOUNDS   DEFENSIVE	9	Jay Allen-Tovar	New Mexico	11.30
ASSISTS	7	Cameron Henry	Indiana State	11.21
BLOCKS	2	Three players	New Mexico	12.6
		Emmanuel Kuac	New Mexico	11.30
		Zee Hamoda	Utah State	11.19
STEALS	3	Two players	at Loyola Marymount	12.11
		Souley Boum	UTEP	12.3
		Desmond Carpenter	NM Highlands	11.24
		Keonte Kennedy	UTEP	11.13
MINUTES	42	Jamal Mashburn Jr.	New Mexico	12.6

## SINGLE-GAME SEASON HIGHS | OPPONENTS

CATEGORY	TOTAL	DATE	OPPONENT
POINTS	101	11.30	New Mexico
FIRST-HALF POINTS	49	11.30	New Mexico
SECOND-HALF POINTS	52	11.30	New Mexico
OVERTIME POINTS	8	12.6	New Mexico
FIELD GOALS MADE	31	11.19	Utah State
FIELD GOAL ATTEMPTS	71	12.6	New Mexico
FIELD GOAL PERCENTAGE	.564	11.19	Utah State
3-POINT FIELD GOALS MADE	14	11.19	Utah State
3-POINT FIELD GOAL ATTEMPTS	29	11.19	Utah State
3-POINT FIELD GOAL PERCENTAGE	.483	11.19	Utah State
FREE THROWS MADE	35	11.30	New Mexico
FREE THROWS ATTEMPTED	42	11.30	New Mexico
FREE THROW PERCENTAGE	.875	11.21	Indiana State
OFFENSIVE REBOUNDS	12	12.3	UTEP
		11.9	UC Irvine
DEFENSIVE REBOUNDS	31	12.6	New Mexico
TOTAL REBOUNDS	41	12.6	New Mexico
REBOUNDING MARGIN	+9	11.19	Utah State
PERSONAL FOULS	24	11.13	UTEP
ASSISTS	22	11.19	Utah State
TURNOVERS	17	11.24	NM Highlands
BLOCKS	7	12.6	New Mexico
STEALS	13	12.11	at Loyola Marymount

## SINGLE-GAME SEASON LOWS | OPPONENTS

CATEGORY	TOTAL	DATE	OPPONENT
POINTS	51	11.9	UC Irvine
FIRST-HALF POINTS	23	12.11	Loyola Marymount
SECOND-HALF POINTS	26	11.9	UC Irvine
OVERTIME POINTS	-	-	-
FIELD GOALS MADE	19	12.11	Loyola Marymount
		11.9	UC Irvine
FIELD GOAL ATTEMPTS	55	11.19	Utah State
FIELD GOAL PERCENTAGE	.306	11.9	UC Irvine
3-POINT FIELD GOALS MADE	4	11.9	UC Irvine
3-POINT FIELD GOAL ATTEMPTS	19	12.3	UTEP
		11.13	UTEP
3-POINT FIELD GOAL PERCENTAGE	.190	11.9	UC Irvine
FREE THROWS MADE	9	11.24	NM Highlands
		11.19	Utah State
		11.18	Davidson
		11.9	UC Irvine
FREE THROWS ATTEMPTED	11	11.24	NM Highlands
		11.19	Utah State
FREE THROW PERCENTAGE	.609	12.6	New Mexico
OFFENSIVE REBOUNDS	4	11.21	Indiana State
DEFENSIVE REBOUNDS	14	12.11	Loyola Marymount
TOTAL REBOUNDS	22	12.11	Loyola Marymount
REBOUNDING MARGIN	-15	12.11	Loyola Marymount
		11.21	Indiana State
PERSONAL FOULS	10	11.21	Indiana State
ASSISTS	5	11.9	UC Irvine
TURNOVERS	7	11.21	Indiana State
		11.18	Davidson
BLOCKS	1	12.11	Loyola Marymount
		11.24	NM Highlands
		11.21	Indiana State
		11.18	Davidson
		11.9	UC Irvine
STEALS	4	11.18	Davidson



# 2021-22 BOX SCORES & RECAPS

# GAME 1



# 62 vs 51

| 1-0 | | 0-1 |

TUESDAY, NOV. 9

PAN AM CENTER • LAS CRUCES, N.M.

ATTENDANCE: 5,056

NM STATE | 30 | 32 | 62  
UC IRVINE | 25 | 26 | 51

NMSU	FGA	3FGA	FTA
1st	10-25	1-8	9-10
HALF	40%	12.5%	90%

NMSU	FGA	3FGA	FTA
2nd	10-28	6-15	6-6
HALF	35.7%	40%	100%

UCI	FGA	3FGA	FTA
1st	10-29	3-9	2-3
HALF	34.5%	33.3%	66.7%

UCI	FGA	3FGA	FTA
2nd	9-33	1-12	7-9
HALF	27.3%	8.3%	77.8%

## NEW MEXICO STATE (1-0)

##	PLAYER	MIN	FGA	3FGA	FTA	O-D-T	PF	A	TO	BLK	STL	PTS
00	Allen, Teddy	* 34	6-18	2-6	0-0	1-2-3	1	1	4	0	2	14
10	Rice, Sir' Jabari	* 30	2-6	1-4	7-7	1-4-5	3	1	2	0	0	12
13	McNair Jr., Will	* 26	4-6	1-1	1-1	1-7-8	2	2	1	2	0	10
02	Tillman, Donnie	* 24	2-5	2-4	4-4	0-5-5	3	1	1	0	1	10
35	McCants, Johnny	* 30	1-3	0-1	2-2	0-8-8	2	2	1	4	0	4
04	McKinney Jr., Mario	31	5-10	1-5	1-2	3-0-3	0	4	0	0	1	12
15	Peake, Mike	11	0-1	0-1	0-0	0-2-2	1	0	0	0	0	0
01	Avery, Marchelus	6	0-3	0-1	0-0	0-2-2	0	0	0	0	0	0
23	Williams, Levar	6	0-0	0-0	0-0	0-0-0	0	0	0	0	0	0
42	Alok, Yuat	2	0-1	0-0	0-0	0-0-0	1	0	0	0	0	0
TM TEAM		0	0-0	0-0	0-0	0-0-0	0	0	1	0	0	0
TOTALS		- 200	20-53	7-23	15-16	6-30-36	13	11	10	6	4	62
			37.7%	30.4%	93.8%							

## UC IRVINE (0-1)

##	PLAYER	MIN	FGA	3FGA	FTA	O-D-T	PF	A	TO	BLK	STL	PTS
40	Welp, Collin	* 32	5-14	1-3	2-2	2-3-5	1	0	1	0	0	13
01	Baker, Dawson	* 32	4-14	0-4	3-6	0-1-1	1	1	0	0	2	11
22	Davis, DJ	* 21	4-13	1-5	0-0	0-0-0	4	1	2	0	2	9
00	Butler, JC	* 21	1-3	1-1	0-0	1-2-3	1	1	1	0	1	3
13	Johnson, Austin	* 20	1-2	0-0	0-0	1-5-6	1	0	2	1	0	2
02	Hohn, Justin	20	2-6	0-4	2-2	3-4-7	1	1	0	0	1	6
05	Lee, Isaiah	13	1-4	1-3	0-0	0-2-2	0	0	2	0	0	3
31	Keeler, Dean	13	1-2	0-0	0-0	3-2-5	3	0	0	0	0	2
10	Ujadughele, Ofure	11	0-1	0-0	2-2	1-1-2	2	1	0	0	0	2
25	Tshimanga, Emmanuel	12	0-1	0-0	0-0	0-2-2	2	0	0	0	0	0
21	Redfield, Langston	3	0-2	0-1	0-0	0-0-0	0	0	0	0	0	0
15	Leuchten, Bent	2	0-0	0-0	0-0	0-0-0	1	0	0	0	0	0
TM TEAM		0	0-0	0-0	0-0	1-1-2	0	0	1	0	0	0
TOTALS		- 200	19-62	4-21	9-12	12-23-35	17	5	9	1	6	51
			30.6%	19%	75%							

LAS CRUCES, N.M. - Nineteen months ago, the NM State men's basketball team exited the Pan American Center to the roar of a crowd that knew the Aggies were going to make some noise in the NCAA Tournament.

That same roar - one NM State yearned for after turning into one of college basketball's vagabonds through a 2020-21 campaign rife with frustration, traveling and no true home - was one the Aggies heard time and time against in their triumphant return to their home court.

Making use of an 11-3 run over the course of the final 5:08, the NM State men's basketball team made its long-awaited return to the Pan American Center a memorable one by taking down UC Irvine 62-51 Tuesday night.

One of just two NCAA Division I men's basketball teams who were prevented from playing any home games in 2020-21 due to in-state COVID-19 restrictions, NM State took part in its first home engagement since Thursday, March 5, 2020.

## FIRST HALF

- DJ Davis managed to hand the visitors an early lead by netting the game's opening bucket, but NM State pumped in the next five points and never trailed again. Going to work early, Will McNair Jr., fired in an equalizing bucket 1:38 into things before Sir' Jabari Rice followed with a three-point play to give the hosts their first lead of the night.
- After the Anteaters knotted matters at five with one of their four long balls, Johnny McCants gave his hometown something to clamor about by punctuating a 4-0 NM State run with a powerful rim-rocking dunk with 15:24 to go in the frame.
- NM State's lead continued to grow after McNair Jr., ventured out beyond the arc and connected on a wide-open three-pointer off of a dish from McCants.
- Frustrating the Anteaters from the jump, NM State made sure they were on pace for just 44 points through the game's first 10 minutes. Using their defense to fuel their offense, the Aggies hiked their lead to double-digits on two occasions through the opening frame. The last of those times came when Teddy Allen connected on a tough floater in the lane which made matters 25-15 with 4:40 to go in the half.
- Allen hit again, this time on a layup with 2:06 left in the half, in order to keep the Aggies' lead at nine, 29-20. NM State, though, was held to just a single point for the remainder of the frame while the Anteaters netted five to close to within 30-25 at the break.

## SECOND HALF

- Five of the Aggies' six second-half triples came in the first 7:46 of the deciding frame. Making his presence known, Donnie Tillman dropped in a pair of them while Allen, Mario McKinney Jr., and Rice all did the same to push their team's edge back to nine, 47-38, with 12:14 left.
- The tough-minded UC Irvine squad never backed down, though, and dropped into a zone defense to try and claw their way back into things. Following Allen's three-pointer right in front of the Aggies' bench with 12:13 to go, NM State was limited to just a single field goal make over a span of 7:06.
- With NM State going cold from the field, UC Irvine whittled the Aggies' lead all the way down to three after Justin Hohn scored four-straight points to bring the Anteaters within 51-48 with 6:20 left.
- Needing a spark in the worst way, the Aggies got one in the form of McKinney Jr., who accounted for the Aggies' next two buckets. The St. Louis, Mo., product conjured up a pair of tough finishes in traffic through a span of 3:34 to push NM State's lead back to six, 55-49.
- Allen took it from there, draining another floater in the lane before icing the game with a cold-blooded corner three-pointer off of an assist from McKinney with 1:32 to go. That triple - the Aggies' sixth and final of the half - made it a 60-51 edge for the hosts.

## KEY PERFORMERS/STATISTICS OF NOTE

- After being denied a chance to play a game inside the Pan American Center in 615 days, the end result for NM State was much like many others inside the team's venerable home: a win. NM State moved to 44-3 in the Chris Jans coaching era inside the Pan American Center.
- Jans' record in season-opening games as the Aggies' bench boss was hiked to 5-0 with Tuesday night's hard-fought victory, too. Additionally, NM State's head coach moved to 2-0 all-time against UC Irvine and 3-5 in non-conference action against teams from California.
- A five-man scoring effort helped the Aggies get the job done Tuesday night as a quintet of players finished with 10 or more points. Allen led the way in that five-man brigade by registering a game-high 14 points on 6-of-18 shooting. Rice and McKinney Jr., posted 12 points apiece while McNair and Tillman added 10 each.
- Holding Collin Welp in check was of utmost importance for the Aggies and an inspired defensive effort helped them do just that. UC Irvine's star did score 13 points, but it took 14 shot for him to do so as NM State defenders were draped all over him all night.
- Dawson Baker joined Welp in double-digits, scoring 11, but also didn't experience a great deal of success from the field. He drilled just four of his 14 field goal tries on the night.
- The three-point line wasn't necessarily a friend to anyone as the Anteaters hit just 19-percent (4-of-21) of their tries from that distance. NM State connected on seven of its 23 attempts (30.4-percent), but made the most of its free throw opportunities by converting 15 of its 16 (93.8-percent).
- NM State finished with a slim 36-35 edge in rebounding thanks to eight apiece by McCants and McNair. UC Irvine, though, possessed a 12-6 advantage on the offensive glass.





# GAME 2



77 VS 71  
[21-0] | [1-1]

SATURDAY, NOV. 13  
PAN AM CENTER • LAS CRUCES, N.M.  
ATTENDANCE: 8,089

NM STATE | 35 | 42 | 77  
UTEP | 30 | 41 | 71

NMSU	FGA	3FGA	FTA
1st	11-24	4-11	9-14
HALF	45.8%	36.4%	64.3%
NMSU	FGA	3FGA	FTA
2nd	15-26	4-9	8-16
HALF	57.7%	44.4%	50%
UTEP	FGA	3FGA	FTA
1st	10-29	3-9	2-3
HALF	34.5%	33.3%	66.7%
UTEP	FGA	3FGA	FTA
2nd	16-36	4-10	5-9
HALF	44.4%	40%	55.6%

## NEW MEXICO STATE (2-0)

##	PLAYER	MIN	FGA	3FGA	FTA	O-D-T	PF	A	TO	BLK	STL	PTS
10	Rice, Sir Jabari *	29	6-11	2-6	1-3	1-1-2	4	1	2	0	3	15
00	Allen, Teddy *	38	5-13	2-4	1-2	2-5-7	3	0	3	0	0	13
02	Tillman, Donnie *	24	4-7	2-3	2-3	3-5-8	1	3	1	0	0	12
35	McCants, Johnny *	26	2-5	0-2	2-4	1-8-9	1	2	0	1	0	6
13	McNair Jr., Will *	19	1-2	0-1	1-2	2-3-5	3	1	1	0	0	3
42	Alok, Yuat	14	6-8	1-2	0-0	1-3-4	1	1	1	1	0	13
01	Avery, Marchelus	9	2-3	1-2	2-2	1-0-1	3	1	1	0	0	7
12	Cotton, Virshon	8	0-0	0-0	5-6	0-1-1	1	0	2	0	0	5
04	McKinney Jr., Mario	20	0-0	0-0	3-6	0-1-1	3	1	2	0	1	3
15	Peake, Mike	9	0-1	0-0	0-0	0-1-1	1	0	2	0	0	0
23	Williams, Levar	4	0-0	0-0	0-2	0-0-0	0	0	0	0	0	0
TM TEAM		0	0-0	0-0	0-0	0-0-0	0	0	1	0	0	0
TOTALS		-	200	26-50	8-20	17-30	11-28-39	21	10	16	2	47
			52%	40%	56.7%							

## UTEP (1-1)

##	PLAYER	MIN	FGA	3FGA	FTA	O-D-T	PF	A	TO	BLK	STL	PTS
24	Bieniemy, Jamal *	35	5-15	0-5	3-4	1-2-3	3	2	3	0	2	13
03	Kennedy, Keonte *	32	5-11	1-4	2-2	2-5-7	2	1	1	0	3	13
01	Verhoeven, Tydus *	30	3-5	0-0	2-2	2-3-5	3	2	1	2	1	8
15	Hollins, Alfred *	15	2-4	0-2	0-0	1-1-2	3	0	0	0	1	4
02	Agnew, Christian *	15	1-2	0-0	0-1	0-3-3	4	0	1	0	0	2
00	Boum, Souley	36	7-19	3-7	6-9	0-2-2	4	0	3	0	1	23
12	Sibley, Jamari	23	2-2	1-1	1-2	1-1-2	2	2	0	0	1	6
20	Kalu, Kevin	9	1-2	0-0	0-2	2-2-4	3	0	0	0	0	2
11	Maring, Bonke	3	0-1	0-0	0-0	0-0-0	0	0	0	0	0	0
05	White, Emmanuel	2	0-0	0-0	0-0	0-0-0	0	0	0	0	0	0
TM TEAM		0	0-0	0-0	0-0	1-0-1	0	0	0	0	0	0
TOTALS		-	200	26-61	5-19	14-22	10-19-29	24	7	9	2	97
			42.6%	26.3%	63.6%							



-/- NM STATE<sup>8-2</sup>

-/- WASHINGTON STATE<sup>7-3</sup>



LAS CRUCES, N.M. - Denied an opportunity to tangle with their longtime borderland rivals last season, it was clear the NM State men's basketball team relished the opportunity to go toe-to-toe with one of its fiercest rivals Saturday night.

Coming on strong in the second half, Rice scored 12 of his team-high 15 points through the final 21 minutes of action and a key 21-9 NM State run over a span of nearly six minutes in the deciding frame proved to be the difference as the Aggies held on for a 77-71 victory over UTEP inside the Pan American Center.

### FIRST HALF

- A pair of Battle of I-10 first-timers helped the Aggies jump out to a 7-2 lead to start. Teddy Allen's put-back floater in the lane opened up the scoring before Donnie Tillman punched home a powerful one-handed slam. Jabari Rice canned a fast-break triple to close out the Aggies' early scoring spree.
- Countering the Aggies' strong start, UTEP hit the home team with an 8-0 run which concluded with a Jamal Bieniemy layup 5:24 into things to hand the visitors an 8-7 edge.
- From there, the Aggies snatched the momentum away for the remainder of the frame. Leading the way on a 12-5 NM State surge was Yuat Alok who connected on a driving layup before canning a corner triple which broke a 12-12 deadlock.
- Two makes at the foul line from Tillman hiked the hosts' lead to 19-12 with 10:52 left in the frame.
- NM State's lead bulged to double digits before the opening stanza came to a close. Threatening to run away with things, NM State received back-to-back free throw makes from Marchelus Avery to push its lead to 12, 28-16, with 5:24 to go before the halftime horn.
- UTEP, however, was unwilling to let their longtime rivals run away with things. The Miners closed the half on a 14-7 run thanks largely to spending a great deal of time at the free throw line. Seven of the Miners' points through that surge came from the charity stripe as Bieniemy drained three while Souley Boum and Tydus Verhoeven each swished a pair.
- Half of the Aggies final 10 points of the stanza came from free throws, too, and Virshon Cotton drained a pair with eight seconds left to stake NM State to a 35-30 lead at the break.

### SECOND HALF

- After finishing with just three points through the first 20 minutes of action, Rice came alive for the Aggies through the last 20 minutes. Seven of the Aggies' first nine points in the final frame came off the hands of the Houston, Texas, product as NM State extended its lead back to double-digits, 43-33, with 17:00 to go.
- UTEP didn't let things get out of hand quite yet, keeping things close with some offense of its own. Twice after the Aggies pushed their lead to 10 or more, UTEP cut it down to seven. The last of those occurrences came when Jamari Sibley converted a layup to make matters 49-42 with 13:27 left.
- Making a bid to leave their Texas foes in the dust, NM State launched an all-out assault on the Miners from long range. Through a 21-9 run which spanned the next 5:49, Tillman turned in a pair of triples as did Allen which helped push the Aggies' lead to 70-51 with 7:38 left.
- Perhaps putting things on cruise control a little too early, NM State let UTEP close the game on a 20-7 run through the final 6:19. It mattered not, though, as the Aggies' lead proved too large for the Miners to overcome.

### KEY PERFORMERS/STATISTICS OF NOTE

- Another balanced effort led the Aggies to victory. Twelve of Rice's team-high 15 points came in the second half while Allen and Alok chipped in 13 apiece. Alok was especially efficient from the field, going 6-for-8 in the victory.
- Tillman turned in a 12-point outing on 4-of-7 shooting to round out NM State's contingent of four double-digit scorers.
- Johnny McCants was his usual all-around good self for the Aggies, finishing with six points, a game-high nine rebounds, two assists and a blocked shot.
- In his first game of the season, Boum pumped in a game-best 23 points for the Miners who suffered their first setback of the season.
- The latest edition of the Battle of I-10 featured 52 combined free throws with NM State going 17-of-30 at the stripe. UTEP converted 10 of its 19 tries from that distance.
- NM State pushed its winning streak over UTEP to two games dating back to Dec. 3, 2019, and head coach Chris Jans is now 6-1 all-time against UTEP in his tenure as the Aggies' bench boss.
- With the win, NM State has won nine of its last 10 and 14 of its last 16 games against UTEP.
- NM State is now 2-0 for the third time in Jans' tenure. The Aggies also won both of their first two games of the season in 2020-21 and 2018-19.





~/-NM STATE<sup>8-2</sup>

~/-WASHINGTON STATE<sup>7-3</sup>



# GAME 3



## 75 vs 64

| 3-0 | | 1-2 |

THURSDAY, NOV. 18  
HTC CENTER • CONWAY, S.C.  
ATTENDANCE: 1,168

NM STATE | 28 | 47 | 75  
DAVIDSON | 33 | 31 | 64

	FGA	3FGA	FTA
1st HALF	9-23	4-12	6-7
	39.1%	33.3%	85.7%
	FGA	3FGA	FTA
2nd HALF	16-28	7-13	8-14
	57.1%	53.9%	57.1%
	FGA	3FGA	FTA
DC 1st HALF	12-32	4-11	5-7
	37.5%	36.4%	71.4%
	FGA	3FGA	FTA
DC 2nd HALF	11-28	5-15	4-6
	39.3%	33.3%	66.7%

### NM STATE (3-0)

##	PLAYER	MIN	FGA	3FGA	FTA	O-D-T	PF	A	TO	BLK	STL	PTS
00	Allen, Teddy	* 36	7-19	3-10	4-5	2-3-5	3	3	0	0	0	21
10	Rice, Sir Jabari	* 34	4-7	4-5	5-7	0-6-6	0	8	4	0	1	17
02	Tillman, Donnie	* 29	5-7	1-3	3-5	1-3-4	1	1	1	0	1	14
35	McCants, Johnny	* 27	5-8	1-3	0-1	1-2-3	2	5	4	1	1	11
13	McNair Jr., Will	* 25	2-4	0-1	2-2	2-5-7	3	1	0	2	1	6
15	Peake, Mike	16	2-2	2-2	0-1	1-2-3	2	0	0	1	1	6
01	Avery, Marchelus	12	0-0	0-0	0-0	1-2-3	1	0	0	2	0	0
04	McKinney Jr., Mario	10	0-1	0-0	0-0	0-0-0	0	0	2	0	0	0
42	Alok, Yuat	7	0-2	0-0	0-0	1-1-2	2	0	0	0	0	0
11	Caston, Marsei	4	0-1	0-1	0-0	0-1-1	1	0	1	0	0	0
TM TEAM		0	0-0	0-0	0-0	2-2-4	0	0	2	0	0	0
TOTALS		- 200	25-51	11-25	14-21	11-27-38	15	18	14	6	5	75
			49%	44%	66.7%							

### DAVIDSON (1-2)

##	PLAYER	MIN	FGA	3FGA	FTA	O-D-T	PF	A	TO	BLK	STL	PTS
35	Brajkovic, Luka	* 37	7-16	0-2	5-7	3-4-7	2	4	2	1	0	19
01	Lee, Hyunjung	* 36	6-15	2-9	0-0	1-2-3	4	0	1	0	1	14
00	Loyer, Foster	* 28	5-10	4-5	0-0	0-2-2	2	2	1	0	1	14
13	Jones, Michael	* 33	4-11	2-7	2-2	1-2-3	0	0	1	0	2	12
03	Mennenga, Sam	* 17	1-3	1-2	0-2	0-3-3	5	0	1	0	0	3
05	Huffman, Grant	15	0-2	0-1	2-2	0-1-1	1	2	0	0	0	2
32	Boachie-Adomah, Nelson	24	0-0	0-0	0-0	1-2-3	2	3	1	0	0	0
04	Watson, Desmond	9	0-2	0-0	0-0	0-0-0	0	0	0	0	0	0
12	Kristensen, David	1	0-1	0-0	0-0	0-0-0	1	0	0	0	0	0
TM TEAM		0	0-0	0-0	0-0	4-2-6	0	0	0	0	0	0
TOTALS		- 200	23-60	9-26	9-13	10-18-28	17	11	7	1	4	64
			38.3%	34.6%	69.2%							

CONWAY, S.C. - Ever since the season started, NM State head men's basketball coach Chris Jans has maintained the fact that players for his squad - be they familiar names or new ones - will get opportunities.

Mike Peake got his Thursday afternoon.

After two games of minimal production to begin his NM State career, Peake's play down the stretch - including a big three-pointer, a blocked shot and a key rebound - allowed the Chicago, Ill., to play a major role in NM State's 75-64 comeback victory over Davidson in the opening game of the 2021 Myrtle Beach Invitational.

Though he was not a major contributor in the scoring column by finishing with just six points, Peake's performance at the HTC Center was aided by a 22-point outing by Teddy Allen and a magnificent 17-point, seven-rebound, seven-assist line from Jabari Rice to help the Aggies stay perfect.

### FIRST HALF

- Knocking the Wildcats back on their heels, NM State had plans in place to run away with the game from the jump. The Aggies used a 19-7 run through the first 6:14 to take control and it was Allen (five points), Will McNair Jr., (four points) and Donnie Tillman (five points) who poured in points through that surge.
- Following Tillman's triple to hand NM State a 19-7 lead, however, Davidson woke up. The Wildcats outscored the Aggies by a 26-9 margin through the remainder of the half to put NM State's chances of victory in question.
- Through the final 13:39 of the half, NM State cashed in on just a pair of field goals - a three-pointer by Allen with 8:53 on the clock and a long ball courtesy of Peake with 33 ticks remaining in the frame. NM State also committed eight turnovers through the last 13:39 which aided the Wildcats in their quest for a first-ever win over NM State.
- Luka Brajkovic powered the Wildcats back into things with 11-first half points, but it was Michigan sharpshooter Foster Loyer who handed Davidson their first lead of the game by drilling a three-pointer at the top of the key to put NM State at a 24-23 disadvantage with 4:21 on the clock.
- Loyer's long ball came near the beginning of Davidson's 14-0 run which flipped the script for the Wildcats. After trailing by as many as 12 points early on, Davidson opened up a double-digit lead (33-23) after Brajkovic swished a pair of free throws with 1:27 left in the half.
- Allen answered, though, with two freebies of his own before Peake's first trifecta made it a five-point Davidson lead (33-28) at the half.

### SECOND HALF

- Able to carry over their strong finish to the first half to the second stanza, NM State started the final 20-minute segment on an 11-5 run to get the lead back. Johnny McCants bruised his way to a couple of buckets down low before Rice rattled in a three-pointer with 16:27 on the clock to hand NM State a 39-38 lead.
- Rice's first three-pointer of the frame set the stage for a monstrous second-half performance for the Houston, Texas, product. After that triple, Davidson answered with four-straight points to retake the lead before the Aggies punched back with a 16-4 scoring spree to open up a 55-46 lead with 9:40 left. Allen and Rice each splashed two three-pointers through that offensive surge.
- Though the Aggies would never trail again after scoring 16 of 20 points, Davidson didn't go away. Hyunjung Lee made it a two-point game thanks to a smooth three-pointer at the top of the key with 2:56 left. Clinging to a 66-64 lead, NM State didn't flinch when given the chance to close things out.
- Lee's triple proved to be the final points the Wildcats would score as NM State closed out the game on a 9-0 run. Peake's second - and final - three-pointer came in the corner next to NM State's bench with 2:05 to go and was followed up with three free throws from Rice, two more from Donnie Tillman and a hard-nosed layup by Allen.
- Peake corralled a key defensive rebound on a misfire by Lee from three-point range with 1:48 left and blocked a triple try by Lee with 37 ticks to go to help seal the deal.

### KEY PERFORMERS/STATISTICS OF NOTE

- Though Allen and Rice stole the show on offense, they were aided by the likes of Tillman (14) and McCants (11) who made it four NM State players with double-digit point totals. NM State has had four or more players score 10 or more points in each of its first three games of the year.
- The Aggies recovered from the first first-half offensive funk by scorching the nets in the deciding frame. NM State put up shooting splits of .571/.538/.643 through the final 20 minutes of action and moved the ball around well. The Aggies finished with 15 assists on 25 made field goals.
- Davidson also had four players in double-digits and were led by Brajkovic's 19. Lee and Loyer pumped in 14 apiece in the Wildcats' second-straight loss.
- NM State moved to 3-0 on the year with Thursday afternoon's win and went to 2-0 all-time against Davidson.
- Under Jans, the Aggies are now 8-3 in MTE tilts.

# GAME 4



58 vs 85  
| 3-1 | | 3-1 |

FRIDAY, NOV. 19  
HTC CENTER • CONWAY, S.C.  
ATTENDANCE: 1,193

NM STATE | 16 | 42 | 58  
UTAH STATE | 41 | 44 | 85

	FGA	3FGA	FTA
1st HALF	5-24	4-17	2-2
	20.8%	23.5%	100%
	FGA	3FGA	FTA
2nd HALF	15-33	8-15	4-4
	45.5%	53.3%	100%
	FGA	3FGA	FTA
1st HALF	15-26	6-16	5-6
	57.7%	37.5%	83.3%
	FGA	3FGA	FTA
2nd HALF	16-29	8-13	4-5
	55.2%	61.5%	80%

## NM STATE (3-1)

##	PLAYER	MIN	FGA	3FGA	FTA	O-D-T	PF	A	TO	BLK	STL	PTS
00	Allen, Teddy	* 22	4-12	3-8	3-3	2-5-7	3	3	3	0	1	14
10	Rice, Sir' Jabari	* 24	3-6	1-4	0-0	0-0-0	0	1	4	0	0	7
35	McCants, Johnny	* 19	1-2	1-2	2-2	0-0-0	3	0	1	1	0	5
13	McNair Jr., Will	* 18	1-5	0-0	0-0	2-3-5	1	1	0	0	0	2
02	Tillman, Donnie	* 16	0-3	0-2	0-0	2-0-2	2	1	1	0	0	0
23	Williams, Levar	9	4-6	4-6	1-1	0-1-1	0	0	0	0	0	13
42	Alok, Yuat	22	2-6	1-3	0-0	0-3-3	1	4	0	1	1	5
11	Caston, Marsei	13	2-5	1-2	0-0	0-1-1	0	0	0	0	0	5
04	McKinney Jr., Mario	6	2-3	0-0	0-0	0-1-1	3	0	2	0	0	4
15	Peake, Mike	26	1-4	1-2	0-0	1-1-2	1	1	0	0	1	3
01	Avery, Marchelus	20	0-5	0-3	0-0	1-3-4	2	2	2	2	1	0
12	Cotton, Virshon	5	0-0	0-0	0-0	0-0-0	0	0	0	0	0	0
TM TEAM		0	0-0	0-0	0-0	1-0-1	0	0	0	0	0	0
TOTALS		- 200	20-57	12-32	6-6	9-18-27	16	13	13	4	4	58
			35.1%	37.5%	100%							

## UTAH STATE (3-1)

##	PLAYER	MIN	FGA	3FGA	FTA	O-D-T	PF	A	TO	BLK	STL	PTS
15	Jones, Rylan	* 25	7-8	5-6	0-0	0-4-4	1	4	4	0	2	19
34	Bean, Justin	* 30	8-12	1-3	0-0	2-5-7	1	3	2	0	0	17
04	Horvath, Brandon	* 26	4-6	4-5	0-0	0-3-3	1	4	0	1	0	12
22	Miller, Brock	* 21	2-7	1-6	4-4	0-1-1	1	1	0	0	0	9
05	Eytel-Rock, RJ	* 22	3-7	0-1	0-0	0-1-1	2	3	1	0	1	6
11	Shulga, Max	15	3-7	1-3	4-5	1-2-3	1	1	0	0	2	11
03	Ashworth, Steven	15	1-2	1-2	0-0	0-2-2	2	4	2	0	0	3
12	Zapala, Szymon	12	1-1	0-0	1-2	1-3-4	0	0	1	0	0	3
20	Gillis, Conner	2	1-1	1-1	0-0	0-0-0	0	0	0	0	0	3
21	Thelissen, Norbert	5	1-1	0-0	0-0	0-0-0	1	0	0	0	0	2
24	Hamoda, Zee	14	0-2	0-2	0-0	1-2-3	0	2	1	2	0	0
32	Dorius, Trevin	11	0-1	0-0	0-0	0-0-0	2	0	0	1	0	0
01	Wagstaff, Travis	2	0-0	0-0	0-0	0-0-0	0	0	0	0	0	0
TM TEAM		0	0-0	0-0	0-0	3-5-8	0	0	0	0	0	0
TOTALS		- 200	31-55	14-29	9-11	8-28-36	12	22	11	4	5	85
			56.4%	48.3%	81.8%							



-/- NM STATE<sup>8-2</sup>

-/- WASHINGTON STATE<sup>7-3</sup>



CONWAY, S.C. - NM State scored the first basket of the game, but Utah State took control of things shortly thereafter and claimed an 85-58 victory over NM State in the first of two semifinal games at the 2021 Myrtle Beach Invitational Friday afternoon.

The setback, NM State's first of the season, prevented the Aggies from advancing to an MTE championship game for a second-straight time. Instead, NM State will play in the 2021 Myrtle Beach Invitational third-place game Sunday.

### FIRST HALF

- Outside of Jabari Rice's game-opening bucket, few things went right for NM State in their first matchup with Utah State since 2013. Right after Rice's runner in the lane, Utah State's Brandon Horvath connected on the first of six three-pointers for the Mountain West club to give it a lead it never relinquished.
- Johnny McCants cashed in from long range with 17:44 left to knot matters at 7-7, but Utah State answered McCants' equalizing triple with a 13-0 scoring spree. Rylan Jones canned a pair of triples while Brock Miller added another to put NM State in a 20-7 hole with 13:16 left in the frame.
- The Aggies didn't succeed in getting back within single digits for the rest of the half and Utah State's lead bulged to as many as 25 points before the halftime horn sounded.
- Nine NM State turnovers through the opening 20 minutes of action hindered the Aggies' efforts to claim a win.
- Just three NM State players - Allen, McCants and Rice - generated points during the half and the Aggies shot only 20.4-percent (5-of-24) from the field. That figure included a 4-of-17 (.235) showing from three-point range.
- Utah State, meanwhile, suffered from no such difficulties on offense. Justin Bean nearly equaled NM State's point total at the half on his own by putting in 13 in the opening frame. Jones added 11 for Utah State which owned a 41-16 lead at the break.

### SECOND HALF

- Allen started the final frame strong, coming up with all six of NM State's point as the Aggies started the half on a 6-2 surge.
- That run cut Utah State's lead down to 21, 43-22, but that was as close as NM State would get.
- Utah State's massive lead ballooned to as high as 40 points by the time all was said and done.
- Hyde Park, Mass., native Levar Williams came off the bench late in the game and splashed four three-pointers to help NM State put the final margin at 27 points. Each of NM State's last seven field goals of the game came from behind the arc.

### KEY PERFORMERS/STATISTICS OF NOTE

- Allen extended his streak of double-digit scoring outings to four games by racking up a team-high 14 points on 4-of-12 shooting.
- Williams' long-range outburst came exclusively in the second half and he wound up with a season and career-high 13 points on a 4-of-6 effort from the field. He was the only other NM State player who posted double digits in the scoring column.
- After dropping its first game of the season, Utah State has recovered nicely and has won each of its last three games. Jones finished with a game-high 19 points on 7-of-8 shooting while Bean put in a total of 17.
- Utah State blistered the nets, shooting 56.4-percent (31-of-55) for the game. That figure included a gaudy 48.3-percent (14-of-29) accuracy rate from long range.
- Four Utah State players finished with at least 10 points and the Mountain West squad claimed its second-straight victory over NM State. The showdown between the two teams Friday was the first since February of 2013 - a 73-69 NM State setback in Ogden, Utah.
- NM State dropped its all-time record against Utah State to 30-37 with Friday afternoon's setback. It also marked the Aggies' third-consecutive setback against Mountain West Conference opposition.
- The Aggies' 27-point setback was the second-worst of the Chris Jans coaching era, eclipsed only by an 83-53 loss at 19th-ranked Arizona in November of 2019.







# GAME 6



94 vs 67  
| 5-1 | | 4-1 |

WEDNESDAY, NOV. 24

PAN AM CENTER • LAS CRUCES, N.M.

ATTENDANCE: 4,739

NM STATE | 37 | 57 | 94

NM HIGHLANDS | 34 | 33 | 67

NMSU FGA 3FGA FTA

1st 15-33 3-19 4-7

HALF 45.5% 15.8% 57.1%

NMSU FGA 3FGA FTA

2nd 20-34 12-21 5-9

HALF 58.8% 57.1% 55.6%

NMHU FGA 3FGA FTA

1st 13-33 4-13 4-5

HALF 39.4% 30.8% 80%

NMHU FGA 3FGA FTA

2nd 12-27 4-13 5-6

HALF 44.4% 30.8% 83.3%

## NM STATE (5-1)

##	PLAYER	MIN	FGA	3FGA	FTA	O-D-T	PF	A	TO	BLK	STL	PTS
00	Allen, Teddy	* 28	8-13	5-9	0-0	1-6-7	2	2	3	0	1	21
35	McCants, Johnny	* 25	7-11	3-7	1-2	3-4-7	0	2	2	0	2	18
10	Rice, Sir' Jabari	* 28	5-10	2-7	0-1	0-7-7	2	2	2	0	0	12
13	McNair Jr., Will	* 17	3-3	0-0	2-4	2-0-2	2	2	1	0	1	8
02	Tillman, Donnie	* 22	1-4	0-3	1-1	1-3-4	0	2	1	0	1	3
15	Peake, Mike	18	2-6	1-3	3-4	2-1-3	1	0	0	0	1	8
23	Williams, Levar	13	2-5	2-5	1-2	0-0-0	3	1	0	0	0	7
04	McKinney Jr., Mario	18	2-3	1-1	1-2	1-1-2	1	6	2	0	4	6
01	Avery, Marchelus	17	3-10	0-4	0-0	5-4-9	1	2	1	1	1	6
20	Crawford, Cameron	4	1-1	1-1	0-0	0-0-0	0	0	0	0	0	3
03	Pryor, Nate	10	1-1	0-0	0-0	0-0-0	0	1	1	0	0	2
TM TEAM		0	0-0	0-0	0-0	0-2-2	0	0	1	0	0	0
TOTALS		- 200	35-67	15-40	9-16	15-28-43	12	20	14	1	11	94
			52.2%	37.5%	56.3%							

## NEW MEXICO HIGHLANDS (4-1)

##	PLAYER	MIN	FGA	3FGA	FTA	O-D-T	PF	A	TO	BLK	STL	PTS
00	Brown, Marcus	* 34	6-11	2-4	0-0	0-2-2	1	0	1	0	0	14
13	Adams, Andre	* 23	5-7	0-0	2-2	3-1-4	5	1	3	0	0	12
01	Carpenter, Desmond	* 30	4-11	0-3	2-3	0-3-3	1	3	0	0	3	10
55	Barnes-Thompkins, Sammy	* 27	1-12	1-7	3-4	0-0-0	2	2	0	0	1	6
04	Sanchious, Bryce	* 21	0-2	0-1	0-0	2-4-6	1	2	5	1	2	0
11	Christmas, Ja'Vary	25	4-9	3-7	2-2	0-3-3	3	2	2	0	0	13
33	Rodgers, Tyler	13	2-5	1-3	0-0	0-0-0	0	1	0	0	0	5
24	Montanez, John	2	1-1	1-1	0-0	0-0-0	1	1	1	0	0	3
23	Johnson, Will	13	1-1	0-0	0-0	1-2-3	5	1	5	0	0	2
25	Sonnenberg, Eric	2	1-1	0-0	0-0	0-0-0	0	0	0	0	0	2
05	Archuleta, Mario	10	0-0	0-0	0-0	0-2-2	0	2	0	0	0	0
TM TEAM		0	0-0	0-0	0-0	2-4-6	0	0	0	0	0	0
TOTALS		- 200	25-60	8-26	9-11	8-21-29	19	15	17	1	6	67
			41.7%	30.8%	81.8%							



-/- NM STATE<sup>8-2</sup>

-/- WASHINGTON STATE<sup>7-3</sup>



LAS CRUCES, N.M. - What seemed like another run-of-the-mill game day for the NM State men's basketball team took a turn for the surprising Wednesday afternoon.

Approximately two hours prior to tip-off, it was announced that head coach Chris Jans would not be on the sidelines for the first time in his NM State coaching career after being placed on COVID protocols.

A sudden change-up on the bench, though, didn't prevent the Aggies, who were led by associate head coach James Miller, from making sure their head coach and one of the program's most storied players each reached a major milestone.

A 34-8 run which spanned just under 11 minutes in the second half proved to be the difference as the Aggies pulled away from NCAA Division II and in-state adversary New Mexico Highlands Wednesday night.

Not only did the Aggies move to 5-1 with the triumph, the win marked Jans' 100th as the Aggies' head coach and Johnny McCants' 100th in his storied NM State career.

### FIRST HALF

- Though Will McNair Jr., got his hands on the opening tip, the Aggies' forward sent it into the waiting arms of Marcus Brown who scored the first basket of the game and put NM State at a 2-0 disadvantage 10 seconds into the game.
- That lead was one of two the Cowboys enjoyed through the 40-minute skirmish, but it appeared as though the Aggies were primed for a runaway after they began the contest on a 16-6 run over the first 5:45. Six different NM State players hit shots during that opening scoring spree and it was Marchelus Avery who closed it out with a powerful slam off of a smooth pass from Donnie Tillman.
- NM State first-half lead bulged to as many as 14 points, 22-8, following a Jabari Rice jumper with 11:49 left in the frame. After that, though, the Cowboys made things a little too close for comfort. The Aggies maintained a 10-point lead, 26-16, only to see New Mexico Highlands take off on an 18-9 run over the final 6:31 of the frame.
- Brown and Andre Adams accounted for 14 of the Cowboys' 18 points over the course of that scoring spree, but it was a pair of makes by Desmond Carpenter which ended the surge. The Cowboys' guard made it a two-point game thanks to a runner in the lane with 1:41 left and made sure the visitors remained within one possession at the break.
- Carpenter's jumper through contact rom Levar Williams cut the Aggies' once double-digit advantage down to three, 37-34, before the halftime horn sounded.
- Three of the Aggies' four field goal makes in the last 5:11 were generated by McCants who finished with 13 at the break. Outside of the Aggies' hometown senior, no other NM State player put in more than four points in a frame that saw the hosts convert only 15.8-percent (3-of-19) of their tries from long distance.

### SECOND HALF

- A nip-and-tuck first four minutes and change of the deciding frame didn't see the Cowboys' chances for victory diminish. New Mexico Highlands twice made it a one-point game in that time and it was still a one-possession game after Sammy Barnes-Thompkins drained a trifecta that cut NM State's lead to 43-41 with 16:49 left.
- Following that triple, Teddy Allen decided he had had quite enough of the Cowboys and their attempt to hang around. Putting the buckets in his Teddy Buckets nickname, the Phoenix, Ariz., product showed off his lethal scoring touch by splashing long balls on four of the next five NM State possessions. Allen's single-handed distance drop-ins hiked the Aggies' lead to 13, 55-42, in a span of only 2:07.
- Allen's one-man scoring extravaganza breathed life into a once-stagnant NM State offense and started that game-changing 34-8 run that made victory a no-doubt thing for the home team. Both McCants and Mario McKinney Jr., threw down dunks over that run which was ended, naturally, by another three from Allen as well as a triple by Rice with 7:28 to go.
- The Aggies' lead never dipped below 20 points for the rest of the night and grew to as many as 32 points, 91-59, following Mike Peake's straightaway downtown splashdown with 1:52 remaining.

### KEY PERFORMERS/STATISTICS OF NOTE

- The Aggies could do no wrong from the field in the last 20 minute of action, shooting 58.8-percent in the final frame. NM State's accuracy was on display especially from distance as it connected on 12 of its 21 tries (57.1-percent) from that range.
- Allen wrapped up his night with a game-high 21 points on 8-of-13 shooting while adding seven rebounds and a pair of assists. After pumping in 13 points in the opening frame, McCants finished with 18 on 7-of-11 shooting. He also added seven rebounds, two assists and a pair of steals.
- In a little over 27 minutes, Rice contributed 12 points, seven rebounds and two more helpers for NM State which assisted on 20 of its 35 field goal makes.
- Avery topped the Aggies' charts in rebounding with a season-high nine while McKinney Jr., turned in a fine line of six points, two rebounds, six assists and four steals. The Aggies held a 43-29 (+14) edge on the glass in Wednesday's win, too.
- Two individuals - Cameron Crawford and Nate Pryor - made their NM State debuts Wednesday night. Pryor, who transferred in from Washington, logged 10 minutes of court time and finished with two points and an assist.
- Crawford, a walk-on from Kirtland, N.M., drew arguably the biggest cheer of the night from the pro-Aggie congregation by splashing a three-pointer with 42 seconds to go. That triple represented Crawford's first field goal make - and attempt - as a college basketball player.
- Though it was only an exhibition for New Mexico Highlands, that didn't prevent the Cowboys from putting a scare into the Aggie faithful before the game turned into a runaway in the second half. Brown led a quartet of Cowboys who put in 10 or more points by finishing with a team-high 14 on 6-of-11 shooting. Christmas added 13 while Andre Adams finished with 12.
- McCants became the latest NM State player to hit the 100-win mark in his career Wednesday night. Before him, Eli Chuha got to triple-digits in terms of total triumphs in the 2018-19 season and prior to Chuha, Ian Baker did so before ending his Aggie career in 2016-17.
- For Jans, he reached the 100-win mark at NM State faster than any other bench boss before him did. It took Jans just 126 games at NM State to get to 100 wins which bettered Lou Henson's 100-win pace by a single game. The late legendary NM State head coach needed 127 games to hit triple-digits in head coaching wins as the Aggies' leader.
- NM State moved to 5-1 for the third time in Jans' tenure as head coach with Wednesday night's victory. The Aggies previously won five of their first six games with Jans at the helm in 2018-19 and 2017-18.



# GAME 7



94 vs 101  
|5-2| |5-3|

TUESDAY, NOV. 30  
PAN AM CENTER • LAS CRUCES, N.M.  
ATTENDANCE: 6,208

NM STATE | 42 | 52 | 94  
NEW MEXICO | 49 | 52 | 101

NMSU	FGA	3FGA	FTA
1st HALF	13-29	6-17	10-12
	44.8%	35.3%	83.3%
NMSU	FGA	3FGA	FTA
2nd HALF	16-33	3-14	17-23
	48.5%	21.4%	73.9%

UNM	FGA	3FGA	FTA
1st HALF	15-35	3-12	16-19
	42.9%	25%	84.2%
UNM	FGA	3FGA	FTA
2nd HALF	14-27	5-8	19-23
	51.9%	62.5%	82.6%

## NEW MEXICO STATE (5-2)

##	PLAYER	MIN	FGA	3FGA	FTA	O-D-T	PF	A	TO	BLK	STL	PTS
00	Allen, Teddy	* 38	8-16	3-9	12-12	2-7-9	4	1	5	1	0	31
10	Rice, Sir' Jabari	* 38	5-18	2-11	9-11	1-3-4	4	8	2	0	2	21
13	McNair Jr., Will	* 35	6-10	0-1	2-4	1-7-8	2	0	0	3	0	14
35	McCants, Johnny	* 13	2-2	0-0	0-0	0-2-2	5	0	0	0	0	4
02	Tillman, Donnie	* 27	1-3	0-0	1-4	1-1-2	5	0	2	0	0	3
01	Avery, Marchelus	15	3-4	1-2	1-2	1-1-2	3	0	0	0	0	8
23	Williams, Levar	14	2-3	2-3	2-2	0-1-1	1	1	0	0	0	8
15	Peake, Mike	8	1-2	1-2	0-0	0-0-0	3	0	0	0	0	3
04	McKinney Jr., Mario	5	1-3	0-2	0-0	0-0-0	2	0	0	0	0	2
42	Alok, Yuat	5	0-1	0-1	0-0	0-2-2	0	0	0	0	0	0
03	Pryor, Nate	2	0-0	0-0	0-0	0-1-1	0	0	0	0	0	0
TM	TEAM	0	0-0	0-0	0-0	2-2-4	0	0	0	0	0	0
TOTALS		- 200	29-62	9-31	27-35	8-27	35	29	10	9	4	2 94
			46.8%	29%	77.1%							

## NEW MEXICO (5-3)

##	PLAYER	MIN	FGA	3FGA	FTA	O-D-T	PF	A	TO	BLK	STL	PTS
10	House, Jaelen *	36	9-19	3-6	10-11	0-4-4	3	5	1	0	0	31
05	Mashburn, Jr. Jamal *	28	6-13	2-4	5-6	0-1-1	2	3	1	0	0	19
13	Johnson, Javonté *	37	2-6	2-3	6-6	2-3-5	3	2	0	0	1	12
24	Todd, Taryn *	17	0-3	0-1	8-10	2-2-4	3	3	0	0	2	8
35	Muscadin, Gethro *	16	4-6	0-0	0-1	2-3-5	4	0	3	1	0	8
21	Allen-Tovar, Jay	31	5-11	1-5	4-4	2-9-11	3	1	2	0	1	15
04	Kuac, Emmanuel	23	2-2	0-0	2-4	0-3-3	3	0	2	2	0	6
01	Singleton, Saquan	12	1-2	0-1	0-0	1-1-2	1	1	0	1	0	2
TM	TEAM	0	0-0	0-0	0-0	1-3-4	0	0	0	0	0	0
TOTALS		- 200	29-62	8-20	35-42	10-29	39	22	15	9	4	101
			46.8 %	40 %	83.3 %							

LAS CRUCES, N.M. - Teddy Allen and Jabari Rice combined for 52 points, but NM State couldn't contain New Mexico's high-scoring tandem of Jaelen House and Jamal Mashburn who totaled 50 as the Aggies dropped a 101-94 decision to the Lobos Tuesday night inside the Pan American Center.

Without head coach Chris Jans on the sidelines for a second-straight game due to COVID-19 protocols, the Aggies surrendered 100 or more points for the first time since Feb. 18, 2017 (a 107-101 WAC win over UTRGV) and saw their 14-game winning streak in the Pan American Center come to an end.

### FIRST HALF

- Neither team could get into much of a rhythm due to a power outage early in the opening frame. The entire Pan American Center - as well as much of NM State's campus - lost power following the game's first media timeout with 15:17 to go in the opening frame.
- Power was eventually restored to the Pan American Center after nearly 40 minutes with the Aggies leading 9-7. Teddy Allen's three-pointer with 13:29 to go in the frame handed the hosts their largest lead of the night, 15-11, but that was one of just two field goals the Aggies connected on for a span of nearly four minutes.
- Following Allen's long ball, New Mexico took off on a 14-3 run led by House. The Lobos' guard netted six points through that surge with a three-pointer from his hands capping the surge. That trifecta put the Aggies in a 25-18 hole and made it necessary for Levar Williams to did them out of it.
- The Aggies' sharpshooting sophomore splashed two triples through an 8-0 surge by the home team. Williams' second three gave the Aggies the lead again, 26-25, but it proved to be short lived.
- The lead would change hands six times over a span of 1:31 with the final time coming when House hit a difficult runner with 5:40 left that handed the Lobos a 32-31 lead.
- Over the final 5:40 of the half, New Mexico outscored NM State by a 19-11 margin with House accounting for eight of those points.
- A trio of technical fouls were called in the opening frame - two of which were whistled on the Aggies - and as a result New Mexico hit four free throws to help it build a lead.
- In addition to the power outage, a seemingly never-ending deluge of foul calls prevented either team from finding their respective rhythms, too. A total of 31 free throws were taken in the first frame with the Lobos going 16-of-19 from the stripe to open up a 49-42 lead at the break.

### SECOND HALF

- The Lobos' lead hit double-digits twice in the second half with the last of those times coming when Gethro Muscadin hit a layup to build the visitors' lead to 56-46 with 17:20 left.
- NM State never regained the lead, but came close on a few occasions. Rice made it a one-point game, 61-60, by ending a personal 5-0 run with three consecutive free throw makes, but that was as close as the Aggies would get.
- Jamal Mashburn Jr., answered with a 4-0 run of his own to counter Rice's one-man scoring spree. Three times the Aggies managed to close within two points, but each time the Lobos had a response.
- The last time the Aggies made it a two-point game came when Marchelus Avery slammed home a two-handed dunk to cut the visitors' advantage to 77-75 with 6:35 left. New Mexico responded to that jam with a 6-0 run that pushed its lead back to eight, 83-75, with 4:45 left.
- New Mexico hit 10 of its 12 free throws in the final 1:18 to put the game on ice.

### KEY PERFORMERS/STATISTICS OF NOTE

- Allen's 31 points represented both a game-high and a NM State high for the redshirt junior. The high-scoring guard went a perfect 12-for-12 at the free throw line - an area where the two teams spent the vast majority of the night.
- NM State and New Mexico combined to take 77 free throws in the contest with the Lobos going 35-of-42 (.833) to hold a slight edge over the Aggies who converted 77.1-percent (27-of-35) of their attempts.
- Will McNair Jr., finished with a career-high 14 points in a losing effort to go along with eight rebounds and three blocked shots. Johnny McCants and Donnie Tillman both fouled out of the game after finding themselves saddled with foul trouble all night.
- Rice neared double-double territory by finishing with a game-high eight assists. Though NM State committed just nine turnovers - a season low - it wasn't enough to offset the Lobos' accuracy at the free throw line or the high-scoring play of House.
- Though he wasn't in the building for the second-straight game due to COVID-19 protocols, Jans was saddled with the loss against the Lobos. NM State has now dropped three consecutive showdowns with their longtime in-state foes.



# GAME 8



72 at 69  
| 6-2 | | 4-3 |

FRIDAY, DEC. 3  
DON HASKINS CENTER • EL PASO, TEXAS  
ATTENDANCE: 6,392

NM STATE | 32 | 40 | 72  
UTEP | 30 | 39 | 69

	FGA	3FGA	FTA
<b>1st HALF</b>	13-28	2-5	4-7
	46.4%	40%	57.1%
	FGA	3FGA	FTA
<b>2nd HALF</b>	17-25	2-5	4-6
	68%	40%	66.7%
	FGA	3FGA	FTA
<b>1st HALF</b>	11-28	3-9	5-8
	39.3%	33.3%	62.5%
	FGA	3FGA	FTA
<b>2nd HALF</b>	14-32	4-10	7-7
	43.8%	40%	100%

## NEW MEXICO STATE (6-2)

#	PLAYER	MIN	FGA	3FGA	FTA	O-D-T	PF	A	TO	BLK	STL	PTS	
10	Rice,Sir Jabari	*	37	6-12	3-5	4-4	0-4-4	0	4	0	2	0	19
13	McNair Jr.,Will	*	26	9-12	0-1	0-0	0-0-0	2	0	1	0	0	18
00	Allen,Teddy	*	37	7-12	1-2	0-0	1-7-8	2	3	2	0	2	15
35	McCants,Johnny	*	30	5-6	0-1	0-2	1-3-4	1	3	2	3	1	10
04	McKinney Jr.,Mario	*	22	1-5	0-0	3-4	1-3-4	0	1	1	0	1	5
15	Peake,Mike		14	1-2	0-1	0-1	1-3-4	2	1	0	1	0	2
42	Alok,Yuat		6	1-3	0-0	0-0	1-0-1	1	0	0	0	0	2
02	Tillman,Donnie		4	0-0	0-0	1-2	0-0-0	2	1	0	0	0	1
03	Pryor,Nate		18	0-0	0-0	0-0	0-1-1	0	0	1	0	1	0
01	Avery,Marchelus		3	0-1	0-0	0-0	0-0-0	0	0	1	0	0	0
23	Williams,Levar		3	0-0	0-0	0-0	0-0-0	0	0	0	0	0	0
TM TEAM			0	0-0	0-0	0-0	1-0-1	0	0	1	0	0	0
TOTALS		-	200	30-53	4-10	8-13	62-127	10	13	9	6	5	72
				56.6%	40%	61.5%							

## UTEP (4-3)

#	PLAYER	MIN	FGA	3FGA	FTA	O-D-T	PF	A	TO	BLK	STL	PTS	
00	Boum, Souley *	37	6-21	2-5	5-6	1-1-2	1	3	1	0	3	19	
12	Sibley, Jamari *	30	7-9	2-4	2-3	4-3-7	0	0	0	0	0	18	
24	Bieniemy, Jamal *	35	5-15	1-4	0-0	0-2-2	1	2	3	0	1	11	
03	Kennedy, Keonte *	35	3-6	2-2	1-2	3-3-6	1	1	2	0	1	9	
01	Verhoeven, Tydus *	12	1-1	0-0	0-0	1-1-2	5	1	2	1	0	2	
02	Agnew, Christian	9	1-2	0-1	3-3	0-1-1	0	0	0	0	0	5	
15	Hollins, Alfred	10	1-3	0-2	1-1	0-2-2	2	0	0	0	0	3	
11	Maring, Bonke	10	1-2	0-1	0-0	0-1-1	1	0	1	1	0	2	
20	Kalu, Kevin	19	0-0	0-0	0-0	0-4-4	1	0	1	0	0	0	
23	Saterfield, Jorell	3	0-1	0-0	0-0	0-0-0	0	0	0	0	0	0	
TM	TEAM	0	0-0	0-0	0-0	3-2-5	0	0	0	0	0	0	
TOTALS		-	200	25-60	7-19	12-15	120-32	12	7	10	2	5	69
				41.7%	36.8%	80%							



~/-NM STATE 8-2

~/-WASHINGTON STATE 7-3



EL PASO - For the second time in his collegiate career - and for the first time in a rivalry game - Jabari Rice beat the buzzer and broke the hearts of an NM State opponent.

With a 10-point first-half lead a thing of the distant past, NM State watched as Rice pulled up from long range and swirled in a game-winning long ball with 1.6 seconds to go to lift the Aggies to their third-straight win over UTEP, 72-69, Friday night at the Don Haskins Center.

Thanks to Rice, the Aggies improved to 12-1 in their last 13 matchups with the Miners and 15-2 in their last 17 showdowns against their longtime Texas rivals.

### FIRST HALF

- On a quest to sweep their Texas foes for the first time since the 2018-19 season, NM State came out the tougher team and constructed an early lead. Five players put in points as the Aggies opened up a 15-5 lead 7:04 into the final showdown between them and the Miners in 2021-22.
- Teddy Allen contributed seven points during that surge and finished off the Aggies' game-opening run by twisting his way to the tin for a layup in traffic. Rice, Johnny McCants, Will McNair and Mike Peake contributed points to the Aggies' cause through that game-opening surge, too.
- No lead, unfortunately, was safe as UTEP scratched and clawed its way back into the thick of things thanks to an 11-3 scoring spree. Souley Boum and Keonte Kennedy each connected on a three-pointer for the Miners through their run which spanned 5:39. It was Kennedy's long ball which cut NM State's lead to 18-16 with 7:17 to go in the frame.
- A corner three by Rice capped off a 7-2 NM State run and pushed the visitors' lead back to seven with 4:59 on the scoreboard, but again the Miners answered. In a 25-18 hole, UTEP showed off its spurtability on offensive once again by embarking on a 9-1 run to take its first lead of the game, 27-26, with 2:57 left in the opening stanza.
- Again it was Boum leading the way, putting in five of the Miners' nine points during the run.
- The teams swapped leads three more times in the last 2:44 of the half with Allen's mid-range job giving the Aggies a 30-29 lead with 64 seconds to go in the frame. Mario McKinney Jr., who made his first start of the season, concluded the first half with a hard-driving layup through contact to hand the Aggies a 32-30 lead at the break.

### SECOND HALF

- Lids were placed firmly on both baskets over the course of the first five minute of the deciding frame. Two free throws by the Aggies and a layup from the Miners made it so only four points were put up on the scoreboard through the early stages of the half.
- UTEP's layup at the 17:04 mark of the frame represented the start of a 7-0 run by the home team which was capped off by Jamari Sibley's three-point play with 14:32 to go.
- With their crowd into it, the Miners maintained their lead past the midway point of the stanza, but the Aggies slowly but surely started to chip away. Trailing 49-45 with 10:24 left, NM State sucked the air out of the venerable El Paso facility by taking off on a 10-0 run led by a number of individuals.
- Though it was Allen who wrapped up the run with yet another smooth jumper, it was McNair who kept the Aggies afloat on offense. Owning the block, "Big Philly" pumped in 16 of his career-high 18 points through the second half and started the Aggies' comeback by getting either layups or dunks on four of seven possessions by the visitors.
- Just as it appeared as though the Aggies had things in the bag, however, the Miners proved to have one final push. With McNair manning the post, that opened things up for the Aggies' guards to drive to the bucket time and time again. Allen was one of those guards and after slithering his way inside for an additional layup through contact to hike the visitors' lead to 63-56, he was hit with a technical foul.
- That put a charge in the Miners who went on a 7-0 run to pull even. Jamal Bieniemy came up with the equalizer, draining a difficult jumper with 3:22 to go which knotted things at 63-all. The Miners' run nearly continued after McCants' turnover with 2:52 left, but the Aggies' senior stayed with the play and took to the sky for a colossal chase down block on a layup try by Boum with 2:47 left.
- McCants' third and final rejection loomed large as the Miners misfired on their field goal try out of the ensuing media timeout. McNair broke the deadlock after Rice drew a trio of defenders on his drive to the rim. Wisely, Rice dishd to a wide-open McNair who laid in a go-ahead bucket.
- Sibley answered with a three-pointer to give the Miners their last lead of the game, but NM State used the exact same play on two occasions down the stretch. Allen drove and dishd to McNair for layups on consecutive NM State possessions to hand the visitors a 69-66 lead with 45 ticks to go.
- Sibley may have canned a game-tying long ball with 24 seconds left, but that was before Rice broke hearts all over The Sun City with his game-winner. UTEP's last-second heave didn't find its target, and the Aggies departed with the win.

### KEY PERFORMERS/STATISTICS OF NOTE

- A massive disparity in points in the paint favored the Aggies and allowed them to get back in the win column. NM State outscored UTEP by a 52-28 margin in the painted area and saw four players finish with at least 10 points.
- In addition to Rice, McNair Jr., contributed a career-best 18 points on 9-of-12 shooting. Allen added 15 while McCants went 5-of-6 from the field en route to a 10-point outing. McCants' stat line also included four rebounds, three assists, three blocked shots and one of the Aggies' five steals.
- Boum did get to a point total of 19 for the Miners, but needed 21 shots from the field to do so. Sibley added 18 for the Miners while Bieniemy wrapped up the game with 11 on a 5-of-15 mark from the field.
- Rice's go ahead field goal inside the final three seconds of the game was the second of his NM State career. His first came in a wild 84-82 win over Utah Valley in February of 2020 with the go-ahead shot also being a three-pointer.
- Allen, McCants and Rice tied for the game-lead in assists by passing out three apiece. NM State amassed 14 helpers compared to just seven by the Miners.
- NM State head coach Chris Jans made his return to the bench after missing his team's last two contests due to COVID-19 protocols. Back patrolling the sidelines, he witnessed the Aggies force 10 Miner turnovers en route to NM State's first true road win of the season.
- Jans hiked his all-time record to 7-1 against UTEP in his tenure at NM State which includes a 3-1 mark against the Miners in the Don Haskins Center. Jans owns a 5-1 record as the Aggies' head coach in the Miners' home facility after the Aggies played - and won - two of their 2020-21 contests there.





~/-NM STATE<sup>8-2</sup>

~/-WASHINGTON STATE<sup>7-3</sup>



# GAME 9



## 78 at 76

| 7-2 | | 5-4 |

MONDAY, DEC. 6  
THE PIT • ALBUQUERQUE, N.M.  
ATTENDANCE: 13,019

NM STATE | 27 | 41 | 10 | 78  
NEW MEXICO | 31 | 37 | 8 | 76

NMSU FGA 3FGA FTA  
1st 12:32 2-9 1-3  
HALF 37.5% 22.2% 33.3%

NMSU FGA 3FGA FTA  
2nd 20:35 0-5 1-2  
HALF 57.1% 0% 50%

NMSU FGA 3FGA FTA  
OVER 5-7 0-1 0-0  
TIME 71.4% 0% 0%

UNM FGA 3FGA FTA  
1st 12:34 4-12 3-6  
HALF 35.3% 33.3% 50%

UNM FGA 3FGA FTA  
2nd 13:29 1-7 10-15  
HALF 44.8% 14.3% 66.7%

UNM FGA 3FGA FTA  
OVER 3-8 1-3 1-2  
TIME 37.5% 33.3% 50%

### NM STATE (7-2)

##	PLAYER	MIN	FGA	3FGA	FTA	O-D-T	PF	A	TO	BLK	STL	PTS		
00	Allen, Teddy	* 43	10-21	0-5	0-0	1-10	11	4	4	3	0	1	20	
35	McCants, Johnny	* 26	6-9	0-1	0-1	1-3	4	4	2	1	0	12		
10	Rice, Sir' Jabari	* 41	2-7	1-4	1-2	1-6	7	1	6	2	0	1	6	
13	McNair Jr., Will	* 20	2-7	0-0	0-0	0-4	0	0	0	2	1	4		
04	McKinney Jr., Mario	* 6	1-3	0-0	0-0	0-2	1	0	2	0	0	2		
42	Alok, Yuat	18	9-13	0-1	1-2	2-2	3	0	0	1	0	19		
03	Pryor, Nate	34	4-7	0-0	0-0	0-7	7	0	4	2	0	1	8	
15	Peake, Mike	20	3-4	1-2	0-0	2-2	4	1	0	1	0	7		
23	Williams, Levar	13	0-2	0-2	0-0	0-0	2	2	0	0	1	0		
01	Avery, Marchelus	4	0-1	0-0	0-0	0-1	1	0	0	0	0	0		
TM	TEAM	0	0-0	0-0	0-0	0-1	0	0	3	0	0	0		
TOTALS		-	225	37-74	2-15	2-5	73	84	5	20	11	4	5	78
			50%	13.3%	40%									

### NEW MEXICO (5-4)

##	PLAYER	MIN	FGA	3FGA	FTA	O-D-T	PF	A	TO	BLK	STL	PTS	
05	Mashburn, Jr., Jamal *	42	10-17	3-3	3-3	1-2	3	2	3	0	0	26	
10	House, Jaelen *	39	7-17	2-6	5-5	0-2	1	2	4	1	1	21	
35	Muscadin, Gethro *	24	2-6	0-0	1-2	1-5	6	4	2	2	2	1	5
13	Johnson, Javonté *	40	1-5	0-1	1-3	4-4	8	1	2	1	0	1	3
24	Todd, Taryn *	12	0-2	0-1	0-2	0-3	3	1	0	0	0	0	0
01	Singleton, Saquan	23	2-6	0-0	4-7	3-4	7	2	1	2	2	2	8
00	Jenkins, KJ	21	3-8	1-5	0-0	0-2	2	3	0	1	0	0	7
21	Allen-Tovar, Jay	24	3-10	0-6	0-1	0-4	4	1	0	0	2	0	6
TM	TEAM	0	0-0	0-0	0-0	1-5	6	0	0	0	0	0	0
TOTALS	-	225	28-71	6-22	14-23	10-31	41	15	10	10	7	5	76
			39.4%	27.3%	60.9%								

ALBUQUERQUE, N.M. - Following the events of Friday night in El Paso, Texas, each and every person inside The Pit knew NM State guard Jabari Rice was going to take the last shot with the score tied at 76-all and eight seconds remaining in overtime.

And then he didn't.

Instead of pulling up, Rice drove inside, dished the ball over to Nate Pryor who somehow got his no-look reverse layup to fall at the horn which handed the Aggies a wild 78-76 victory over the Lobos Monday night.

Not only did NM State (7-2) extend its winning streak to two games, it moved to 3-1 in rivalry games (tilts against UTEP and New Mexico) in 2021-22, it put an end to a three-game losing skid to the Lobos (5-4) with the thrilling triumph in enemy territory.

### FIRST HALF

- For all the offense there was in the first meeting between the two programs in 2021-22, the second matchup featuring the age-old New Mexico adversaries didn't exactly get off to a scorching-hot start in terms of offensive production.
- Devoid of scoring through the first 2:28 of action, the game got going when New Mexico opened up a 5-0 lead by receiving buckets from Jamal Mashburn Jr., and Jaelen House.
- After the Lobos threw the first punch, the Aggies answered with six-straight points. Mike Peake handed the visitors one of their two one-point leads in the opening stanza by following a Will McNair Jr., miss with a put-back lay-up to make matters 6-5 in favor of the Aggies.
- The squads went on to swap leads twice more following Peake's make on a follow before New Mexico made a bid to take control. An 11-1 run by the hosts spanned 2:30 and put the Aggies at an 18-9 disadvantage with 9:53 left in the half.
- Two long balls as well as a three-point play by Saquan Singleton helped the hosts move ahead by nine and ensured the Aggies would spend the rest of the half chipping away.
- Down by as many as 10 points, 23-13, with 8:01 showing on the first-half scoreboard, NM State closed out the frame on a 14-8 run to cut the Lobos' lead to just four at the break. Peake cashed in on a three-pointer to start that surge while Rice added another - the second and final trifecta for NM State in the first half - to conclude the run.
- Neither team had a great deal of success from the field as missed shots and turnovers set the tone for the first frame. The squads combined for 13 throwaways and shot a collective 24-of-66 (.364) from the field.

### SECOND HALF

- Needing a spark in the worst way, NM State got one courtesy of the tandem of Teddy Allen and Yuat Alok. Down 36-31 after Mashburn Jr., buried a triple, NM State used three buckets from Allen and an inside score from Alok to power an 8-0 run that handed the visitors a 39-36 lead with 15:06 left in regulation.
- That set the stage for an exciting finish as the game featured nine lead changes and three deadlocks prior to the overtime session.
- Between the two of them, Alok and Allen joined forces to amass 23 of the Aggies' 41 points in the final 20 minutes of regulation while Johnny McCants added eight. Most of McCants' work on offense had to be done with the greatest of care as he was playing with four fouls for a large portion of the half.
- The Aggies' lead got extended to as many as five points, 55-50, following a twisting layup by Allen with 7:40 to go. After that bucket, the Lobos outscored the Aggies by an 11-5 margin, capping off the run with Mashburn Jr's go-ahead jumper with 5:10 to go.
- Down 61-60, NM State swapped leads with New Mexico who built up a lead of three, 67-64, following Jay Allen-Tovar's baseline jumper with 1:48 to go.
- With 40 seconds left, Rice worked his way inside to a layup to make it a one-point game. Twelve seconds showed on the clock when Javonté Johnson stepped to the line for a pair of free throws, but after missing the first one that left the door open for the Aggies.
- Pryor found McCants with 3.8 seconds left and the Aggies' hometown senior dropped in the game-tying basket to force another five minutes of play.

### OVERTIME

- House hit a deep three to start the extra session to give the hosts another lead, but Alok continued to wreak havoc down in the paint to keep the Aggies in control.
- Getting pretty much whatever he wanted all night, Alok scored six of the Aggies' 10 points in overtime, using an array of low post moves to get the job done.
- It was Alok's hook shot with 1:04 to go which handed NM State a 76-72 lead, but things were far from over. House and Mashburn drilled shots on back-to-back Lobo possessions to knot the game at 76 with 25 seconds to go.
- That set up Pryor's heroic no-look shot which immortalized the Aggie newbie in NM State/New Mexico lore forever.

### KEY PERFORMERS/STATISTICS OF NOTE

- Allen led the way on offense for NM State, finishing with a game-high 21 points and completing his first collegiate double-double with a game and career-high 11 rebounds.
- Alok manned things down low, turning in a career-high 19-point outing on a 9-of-13 showing from the field while McCants added 12 on a 6-of-9 shooting clip. The Aggies' do-it-all senior also added four rebounds, four assists and a blocked shot.
- Before playing the role of hero, Pryor played major minutes to cement himself in the Aggie lineup for the remainder of the season. The Seattle, Wash., product finished with eight points, seven rebounds and four assists in 34 minutes of time at the point.
- Mashburn Jr., poured in a game-high 26 points for the Lobos who were denied a season sweep of the Aggies for a second-straight time. New Mexico win both games against NM State in the 2019-20 season.
- House added 21 points for New Mexico which had no other players exceed eight points.
- The Lobos went 14-of-23 from the foul line in the loss and despite attempting just five freebies - two of which were made - NM State captured the win.
- NM State hiked its record to 2-0 in true road games this season
- NM State head coach Chris Jans pushed his all-time record against New Mexico to 5-3 (.625) thanks to Monday night's win.



# GAME 10



63 at 58  
| 8-2 | | 6-4 |

SATURDAY, DEC. 11  
GERSTEN PAVILION • LOS ANGELES, CALIF.  
ATTENDANCE: 996

NM STATE | 25 | 38 | 63  
LOYOLA MARYMOUNT | 23 | 35 | 58

	FGA	3FGA	FTA
NMSU	12-32	2-9	1-3
1st HALF	37.5%	22.2%	33.3%
	FGA	3FGA	FTA
NMSU	20-35	0-5	1-2
2nd HALF	57.1%	0%	50%
	FGA	3FGA	FTA
UNM	12-34	4-12	3-6
1st HALF	35.3%	33.3%	50%
	FGA	3FGA	FTA
UNM	13-29	1-7	10-15
2nd HALF	44.8%	14.3%	66.7%

## NM STATE (8-2)

#	PLAYER	MIN	FGA	3FGA	FTA	O-D-T	PF	A	TO	BLK	STL	PTS
00	Allen, Teddy	* 26	3-8	0-5	6-7	1-7-8	3	2	5	0	2	12
10	Rice, Sir Jabari	* 25	2-5	0-2	7-8	2-4-6	3	1	2	2	0	11
03	Pryor, Nate	* 25	4-5	1-1	0-0	0-0-0	2	0	7	0	0	9
35	McCants, Johnny	* 31	2-5	0-1	4-6	4-3-7	3	2	4	3	0	8
13	McNair Jr., Will	* 25	2-3	0-0	0-0	1-4-5	3	1	1	0	2	4
04	McKinney Jr., Mario	16	3-6	0-1	4-4	1-2-3	2	2	2	0	0	10
42	Alok, Yuat	13	2-4	0-0	0-0	1-1-2	1	1	1	1	0	4
01	Avery, Marchelus	8	1-2	1-2	0-0	0-2-2	2	0	1	0	1	3
15	Peake, Mike	11	1-2	0-1	0-0	0-1-1	2	0	1	1	0	2
05	Henry, Clayton	11	0-1	0-1	0-0	0-0-0	1	0	0	0	0	0
23	Williams, Levar	9	0-2	0-2	0-0	0-1-1	2	1	0	0	1	0
TM TEAM		0	0-0	0-0	0-0	0-2-2	0	0	2	0	0	0
TOTALS		- 200	20-43	2-16	21-25	10-27	37	24	10	26	7	63

46.5% 12.5% 84%

## LOYOLA MARYMOUNT (6-4)

#	PLAYER	MIN	FGA	3FGA	FTA	O-D-T	PF	A	TO	BLK	STL	PTS
00	Scott, Eli	* 35	6-16	0-3	8-9	2-3-5	4	2	3	0	2	20
01	Douglas, Dameane	* 27	3-9	0-2	2-3	1-3-4	2	0	1	0	2	8
34	Leapepe, Keli	* 25	2-8	2-7	0-0	0-0-0	1	1	3	1	3	6
20	Shelton, Cam	* 39	2-6	0-1	1-2	1-1-2	2	2	3	0	3	5
02	Quintana, Joe	* 36	1-7	1-5	2-3	0-1-1	4	1	1	0	2	5
11	Marble II, Kwane	17	3-4	1-2	1-2	1-3-4	5	1	1	0	1	8
24	Merkviladze, Alex	15	2-5	2-5	0-0	0-2-2	2	0	0	0	0	6
03	Harris, Jr., Gary	5	0-1	0-1	0-0	1-0-1	1	0	0	0	0	0
13	Lewis, Lamaj	1	0-0	0-0	0-0	0-1-1	0	0	0	0	0	0
TM TEAM		0	0-0	0-0	0-0	2-0-2	0	0	2	0	0	0
TOTALS		- 200	19-56	6-26	14-19	8-14	22	21	7	14	1	58

33.9% 23.1% 73.7%



-/- NM STATE 8-2

-/- WASHINGTON STATE 7-3



LOS ANGELES - An exceptionally keen basketball mind once had the following to say about winning:

It doesn't matter how ugly it is, it doesn't matter how many shots you miss, it doesn't matter how you get it. A win is a win.

The Aggies found that our firsthand Saturday evening.

Though it didn't make a field goal in the last 7:17 of regulation and despite a season-high 26 turnovers, the NM State men's basketball team (8-2) put its toughness on display in order to secure a 63-58 victory at Loyola Marymount (6-4) Saturday evening at Gersten Pavilion.

A third-straight victory in a game decided by fewer than five points saw NM State play some exceptional defense late while showing off some well-timed shooting from the foul line.

### FIRST HALF

- Disjointed play, and tons of turnovers ruled through the early stages of the contest as the Aggies committed six throwaways in the first five minutes. Those early miscues allowed Loyola Marymount to jump out to an early 6-0 lead three minutes in.
- The Lions' lead fluctuated between one and five points through the first 10 minutes of the frame as NM State tried desperately to get anything going on offense. Finally, the Aggies found their touch thanks largely to Mario McKinney Jr. Inserted into the game with 10:47 left in the opening stanza, McKinney Jr., used his superior speed to put the Lions on their heels.
- Down 13-8 with 9:11 showing on the scoreboard, McKinney Jr., kick-started a 6-0 NM State run all by his lonesome to hand the visitors their first lead of the evening. Through that scoring stretch, the St. Louis, Mo., product either scored or assisted on all three of the Aggies' field goals and it was his finish through contact following an offensive rebound that handed the visitors their first lead, 14-13, with 7:24 to go in the half.
- Slowly but surely, the Aggies continued to wear the Lions down by crashing the glass and showing off their defense. With things deadlocked at 19-all and 3:22 remaining in the stanza, NM State opened up its largest lead of the half thanks to a 4-0 run.
- Jabari Rice knifed through the Lions' interior defense for an easy layup before Yuat Alok found Mike Peake inside for another close-range score which put the Aggies' lead at 23-19 with 2:18 left.
- LMU countered with a 4-0 run of its own, tying the game at 23-all following Kwane Marble II's layup at the 1:25 mark. Again, though, McKinney Jr., played the role of difference-maker down the stretch to make sure the visitors took the lead at the break. The speedy guard worked his way around and through a trio of LMU defenders and put in a layup with four ticks left which handed the Aggies a 25-23 lead at halftime.
- An 18-12 edge on the glass in the opening frame helped NM State take a lead into the locker room. Neither team shot the ball particularly well from long range as the squad combined for a 4-of-21 (.190) showing from that distance. The squads also combined for 21 turnovers, making it tough to sustain any prolonged runs on offense.

### SECOND HALF

- A much better start to the second half let NM State continue to get the upper hand on the Lions. A 12-4 Aggie surge which spanned the first 5:08 of the frame hiked the visitors' lead to 37-27. Through that run, Nate Pryor showed off his skillset in the paint by getting a trio of runners, floaters and layups to fall as he contributed six points to the Aggies' early run.
- From there, LMU tried as hard as it could to avoid dropping a second-straight decision at home to a WAC foe. The Lions used three-pointers from Alex Merkviladze and Joe Quintana on back-to-back possessions to cut the Aggies' double-digit lead down to four.
- Though NM State managed to remain in front for the vast majority of the second half, it had to continuously hold off a hard-charging Lions squad.
- Rice pushed NM State's lead back to seven, 51-44, after canning a mid-range jumper over Quintana with 7:38 to go. That make by Rice proved to be the Aggies' last field goal of the game as things got interesting down the stretch.
- The Lions powered their way back into the lead by making use of an 8-0 run over the course of 2:04. Eli Scott was the main focal point of the Lions' run, netting six of LMU's eight points through that span. His two free throw makes with 5:14 left handed the hosts a 51-50 lead - their first advantage since 4:58 remained in the first frame.
- Just as the foul line was a friend to the Lions, though, it proved beneficial to the Aggies as well. NM State cashed in on 12 of their 14 tries from that distance through the game's final 4:15 to help seal the deal.
- The Aggies' free throw shooting late was just part of the winning equation, though. After Cam Shelton swished two freebies with 59 seconds to go for the home team, Rice did the same with 45 seconds left to hand NM State a 57-56 lead. With the ball in the Lions' hands with 30 seconds remaining, Scott tried to get a layup to go past Will McNair Jr., but the shot didn't draw any iron. Johnny McCants snared arguably the game's biggest rebound with 18 seconds left and converted two free throws on the other end.
- A missed three-pointer by the Lions with 10 seconds left resulted in a rebound for Rice who drained all four of his charity stripe tries to end it.

### KEY PERFORMERS/STATISTICS OF NOTE

- A season-high 26 turnovers by NM State helped the Lions stay within striking distance for most of the night. LMU turned those 26 throwaways into 32 points - 55.2-percent of its total offensive output on the night.
- Three-point shooting didn't help the Aggies out, either, as they went just 2-of-16 (.125) from long range in the win. Again, however, points in the paint was where NM State made its hay as the Aggies wrapped up the tilt with a 34-24 scoring edge in the painted area.
- NM State took advantage of the free throw line late and wound up with a 21-of-25 (.840) mark from that distance to show for it through the game.
- Even though no Aggie finished with double-digits in the rebounding department, a collective effort to crash the glass paid off in a big way. NM State owned a 37-22 (+15) edge on the glass over their WCC foes with Teddy Allen grabbing a game-high eight boards. McCants added seven more to go along with three of the Aggies' seven blocked shots while Rice roped in six boards.
- Scott's 20-point effort for the home team came on a 6-of-16 showing from the field. No other member of LMU's squad exceeded the eight points by the time all was said and done.
- The win was NM State head coach Chris Jans' first over a WCC foe in his tenure in Las Cruces. Prior to Saturday, the Aggies' last victory over a WCC adversary came on Nov. 26, 2016 (56-51) at San Diego.
- NM State has now won five-straight true road games dating back to last season. In the Jans coaching era, the Aggies are 35-12 in true road tilts.






-/-NM STATE<sup>8-2</sup>-/-WASHINGTON STATE<sup>7-3</sup>

Stat	2021-22 Season High	Career High (DI only)
Points	31, vs. New Mexico, 11.30.21	41, vs. Penn State, 2/23/21
Rebounds	11, at New Mexico, 12.6.21	11, at New Mexico, 12.6.21
Off. Rebounds	2, 4x, last vs. New Mexico, 11.30.21	7, vs. Coppin State, 12/20/17
Def. Rebounds	10, at New Mexico, 12.6.21	10, at New Mexico, 12.6.21
Assists	4, at New Mexico, 12.6.21	6, vs. Penn State, 2/23/21
Blocks	1, vs. New Mexico, 11.30.21	1, twice, last vs. New Mexico, 11.30.21
Steals	2, 3x, last at Loyola Marymount, 12.11.21	5, twice, last vs. North Dakota State, 11/28/20
FGs Made	10, at New Mexico, 12.6.21	16, vs. Penn State, 2/23/21
FGs Attempted	21, at New Mexico, 12.6.21	24, vs. Penn State, 2/23/21
3FGs Made	5, vs. NM Highlands, 11.24.21	6, vs. Penn State, 2/23/21
3FGs Attempted	10, vs. Davidson, 11.18.21	10, twice, last vs. Davidson, 11.18.21
FTs Made	12, vs. New Mexico, 11.30.21	12, vs. New Mexico, 11.30.21
FTs Attempted	12, vs. New Mexico, 11.30.21	13, vs. Nevada, 11/26/20
Minutes	43, at New Mexico, 12.6.21	43, at New Mexico, 12.6.21

# TEDDY O ALLEN

Redshirt Junior  
Guard • 6-6 • 212  
Phoenix, Ariz. | Nebraska



## 2021-22 SEASON HIGHLIGHTS

- Preseason All-WAC First Team selection (Coaches)
- Preseason All-WAC Second Team selection (Media)
- Debuted with a 14-point, three-rebounds outing in NM State's win over UC Irvine (11.9)
- Matched a career-high with six defensive rebounds to go along with 21 points in a

home win over New Mexico Highlands (11.24).

## 2021-22 GAME-BY-GAME STATS

Opponent	Date	GS	MIN	FG-A	PCT	3FG-A	PCT	FT-A	PCT	OFF	DEF	TOT	AVG	PF	FO	A	T/O	BLK	STL	PTS	AVG
UC Irvine	11/9	•	34	6-18	.333	2-6	.333	0-0	.000	1	2	3	3.0	1	-	1	4	0	2	14	14.0
UTEP	11/13	•	38	5-13	.385	2-4	.500	1-2	.500	2	5	7	5.0	3	-	0	3	0	0	13	13.5
vs. Davidson	11/18	•	36	7-19	.368	3-10	.300	4-5	.800	2	3	5	5.0	3	-	3	0	0	0	21	16.0
vs. Utah State	11/19	•	22	4-12	.333	3-8	.375	3-3	1.000	2	5	7	5.5	3	-	3	3	0	1	14	15.5
vs. Indiana State	11/21	•	34	5-13	.385	2-8	.250	0-0	.000	1	2	3	5.0	1	-	2	2	0	0	12	14.8
New Mexico Highlands	11/24	•	28	8-13	.615	5-9	.556	0-0	.000	1	6	7	5.3	2	-	2	3	0	1	21	15.8
New Mexico	11/30	•	38	8-16	.500	3-9	.333	12-21	.000	2	7	9	5.9	4	-	1	5	1	0	31	18.0
at UTEP	12/3	•	37	7-12	.583	1-2	.500	0-0	.000	1	7	8	6.1	2	-	3	2	0	2	15	17.6
at New Mexico	12/6	•	43	10-21	.476	0-5	.000	0-0	.000	1	10	11	6.7	4	-	4	3	0	1	20	17.9
at Loyola Marymount	12/11	•	26	3-8	.375	0-5	.000	6-7	.857	1	7	8	6.8	3	-	2	5	0	2	12	17.3
at Washington State	12/15	-	-	-	-	-	-	-	-	-	-	-	-	-	-	-	-	-	-	-	-
Northern New Mexico	12/18	-	-	-	-	-	-	-	-	-	-	-	-	-	-	-	-	-	-	-	-
UT Permian Basin	12/20	-	-	-	-	-	-	-	-	-	-	-	-	-	-	-	-	-	-	-	-
at Seattle U*	12/30	-	-	-	-	-	-	-	-	-	-	-	-	-	-	-	-	-	-	-	-
Chicago State*	1/1	-	-	-	-	-	-	-	-	-	-	-	-	-	-	-	-	-	-	-	-
at Lamar*	1/6	-	-	-	-	-	-	-	-	-	-	-	-	-	-	-	-	-	-	-	-
at UTRGV*	1/8	-	-	-	-	-	-	-	-	-	-	-	-	-	-	-	-	-	-	-	-
Tarleton*	1/13	-	-	-	-	-	-	-	-	-	-	-	-	-	-	-	-	-	-	-	-
Abilene Christian*	1/15	-	-	-	-	-	-	-	-	-	-	-	-	-	-	-	-	-	-	-	-
at Sam Houston*	1/20	-	-	-	-	-	-	-	-	-	-	-	-	-	-	-	-	-	-	-	-
at SFA*	1/22	-	-	-	-	-	-	-	-	-	-	-	-	-	-	-	-	-	-	-	-
Grand Canyon*	1/29	-	-	-	-	-	-	-	-	-	-	-	-	-	-	-	-	-	-	-	-
California Baptist*	2/3	-	-	-	-	-	-	-	-	-	-	-	-	-	-	-	-	-	-	-	-
Seattle U*	2/5	-	-	-	-	-	-	-	-	-	-	-	-	-	-	-	-	-	-	-	-
at Dixie State*	2/10	-	-	-	-	-	-	-	-	-	-	-	-	-	-	-	-	-	-	-	-
at Utah Valley*	2/12	-	-	-	-	-	-	-	-	-	-	-	-	-	-	-	-	-	-	-	-
Dixie State*	2/16	-	-	-	-	-	-	-	-	-	-	-	-	-	-	-	-	-	-	-	-
at Grand Canyon*	2/19	-	-	-	-	-	-	-	-	-	-	-	-	-	-	-	-	-	-	-	-
at Chicago State*	2/26	-	-	-	-	-	-	-	-	-	-	-	-	-	-	-	-	-	-	-	-
SFA*	3/2	-	-	-	-	-	-	-	-	-	-	-	-	-	-	-	-	-	-	-	-
Utah Valley*	3/5	-	-	-	-	-	-	-	-	-	-	-	-	-	-	-	-	-	-	-	-

## SUPERLATIVES

CATEGORY	2021-22	CAREER
10+ points	10	39
20+ points	4	14
30+ points	1	2
5+ rebounds	8	27
10+ rebounds	1	1
2+ three-pointers	6	22
3+ assists	4	7
2+ steals	3	14
2+ blocks	-	-
Double-Doubles	1	1
Leading scorer	3	-
Leading rebounder	-	-
Assist leader	-	-
Record	8-2	41-33
Winning %	.800	.529

## ALLEN'S CAREER STATS | ALL GAMES (DI ONLY)

YEAR	GP-GS	MIN/AVG	FG-FGA	PCT	3FG-3FGA	PCT	FT-FTA	PCT	O-D-T	AVG	PF-DQ	A	TO	S	B	TP/AVG
2017-18	35-0	417/11.9	91-195	.467	3-25	.120	59-80	.738	44-52-96	2.7	64-0	19	33	13	0	244/7.0
2020-21	22-21	598/27.2	131-292	.449	44-117	.376	56-81	.691	27-77-104	4.7	48-2	38	54	28	1	362/16.5
2021-22	10-10	336/33.6	63-145	.434	21-66	.318	26-29	.897	14-54-68	6.8	26-0	21	30	9	1	173/17.3
<b>TOTAL</b>	<b>67-31</b>	<b>1350/20.1</b>	<b>285-632</b>	<b>.451</b>	<b>68-208</b>	<b>.327</b>	<b>141-190</b>	<b>.742</b>	<b>85-183-268</b>	<b>4.0</b>	<b>138-2</b>	<b>78</b>	<b>117</b>	<b>50</b>	<b>2</b>	<b>779/11.6</b>

## ALLEN'S CAREER STATS | CONFERENCE GAMES (DI ONLY)

YEAR	GP-GS	MIN/AVG	FG-FGA	PCT	3FG-3FGA	PCT	FT-FTA	PCT	O-D-T	AVG	PF-DQ	A	TO	S	B	TP/AVG
2017-18	16-0	195/12.2	44-86	.512	0-2	.000	23-29	.793	15-18-33	2.1	25-0	7	13	6	0	111/6.9
2020-21	15-14	418/27.9	85-189	.450	31-75	.413	33-45	.733	10-54-64	4.3	34-2	28	39	9	0	234/15.6
2021-22	-	-	-	-	-	-	-	-	-	-	-	-	-	-	-	-
<b>TOTAL</b>	<b>31-14</b>	<b>613/19.8</b>	<b>129-275</b>	<b>.469</b>	<b>31-77</b>	<b>.403</b>	<b>56-74</b>	<b>.757</b>	<b>25-72-97</b>	<b>3.1</b>	<b>59-2</b>	<b>35</b>	<b>52</b>	<b>15</b>	<b>0</b>	<b>345/11.1</b>

## ALLEN'S CAREER STATS | WAC GAMES

YEAR	GP-GS	MIN/AVG	FG-FGA	PCT	3FG-3FGA	PCT	FT-FTA	PCT	O-D-T	AVG	PF-DQ	A	TO	B	S	TP/AVG
2021-22	-	-	-	-	-	-	-	-	-	-	-	-	-	-	-	-
<b>TOTAL</b>	<b>--</b>	<b>--</b>	<b>--</b>	<b>--</b>	<b>--</b>	<b>--</b>	<b>--</b>	<b>--</b>	<b>--</b>	<b>--</b>	<b>--</b>	<b>--</b>	<b>--</b>	<b>--</b>	<b>--</b>	<b>--</b>



# 1 MARCHELUS AVERY

**Freshman**

**Forward • 6-8 • 205**

**Richmond, Va. | Northwest Florida State**

Stat	2021-22 Season High	Career High (DI only)
Points	8, twice, last vs. New Mexico, 11.30.21	same
Rebounds	9, vs. NM Highlands, 11.24.21	same
Off. Rebounds	5, vs. NM Highlands, 11.24.21	same
Def. Rebounds	4, vs. NM Highlands, 11.24.21	same
Assists	2, twice, last vs. NM Highlands, 11.24.21	same
Blocks	2, twice, last vs. Utah State, 11.19.21	same
Steals	1, 4x, last at Loyola Marymount, 12.11.21	same
FGs Made	3, twice, last vs. New Mexico, 11.30.21	same
FGs Attempted	10, vs. NM Highlands, 11.24.21	same
3FGs Made	2, vs. Indiana State, 11.21.21	same
3FGs Attempted	4, vs. NM Highlands, 11.24.21	same
FTs Made	2, twice, last vs. Indiana State, 11.21.21	same
FTs Attempted	2, 3x, last vs. New Mexico, 11.30.21	same
Minutes	20, vs. Utah State, 11.19.21	same

## 2021-22 SEASON HIGHLIGHTS

- Made his NM State - and NCAA Division I - debut in the team's opener against UC Irvine (11.9).
- Grabbed a game and season-high nine rebounds in a win over New Mexico Highlands

(11.24).

## 2021-22 GAME-BY-GAME STATS

Opponent	Date	GS	MIN	FG-A	PCT	3FG-A	PCT	FT-A	PCT	OFF	DEF	TOT	AVG	PF	FO	A	T/O	BLK	STL	PTS	AVG
UC Irvine	11/9	-	6	0-3	.000	0-1	.000	0-0	.000	0	2	2	2.0	0	-	0	0	0	0	0	0.0
UTEP	11/13	-	9	2-3	.667	1-2	.500	2-2	1.000	1	0	1	1.5	3	-	1	1	0	0	7	3.5
vs. Davidson	11/18	-	12	0-0	.000	0-0	.000	0-0	.000	1	2	3	2.0	1	-	0	0	2	0	0	2.3
vs. Utah State	11/19	-	20	0-5	.000	0-3	.000	0-0	.000	1	3	4	2.5	2	-	2	2	2	1	0	1.8
vs. Indiana State	11/21	-	9	2-3	.667	2-3	.667	2-2	1.000	0	2	2	2.4	1	-	0	1	0	1	8	3.0
New Mexico Highlands	11/24	-	17	3-10	.300	0-4	.000	0-0	.000	5	4	9	3.5	1	-	2	1	1	1	6	3.5
New Mexico	11/30	-	15	3-4	.750	1-2	.500	1-2	.500	1	1	2	3.3	3	-	0	0	0	0	8	4.1
at UTEP	12/3	-	3	0-1	.000	0-0	.000	0-0	.000	0	0	0	2.9	0	-	0	1	0	0	0	3.6
at New Mexico	12/6	-	4	0-1	.000	0-0	.000	0-0	.000	0	1	1	2.7	1	-	0	0	0	0	0	3.2
at Loyola Marymount	12/11	-	8	1-2	.500	1-2	.500	0-0	.000	0	2	2	2.6	2	-	0	1	0	1	3	3.2
at Washington State	12/15	-	-	-	-	-	-	-	-	-	-	-	-	-	-	-	-	-	-	-	-
Northern New Mexico	12/18	-	-	-	-	-	-	-	-	-	-	-	-	-	-	-	-	-	-	-	-
UT Permian Basin	12/20	-	-	-	-	-	-	-	-	-	-	-	-	-	-	-	-	-	-	-	-
at Seattle U*	12/30	-	-	-	-	-	-	-	-	-	-	-	-	-	-	-	-	-	-	-	-
Chicago State*	1/1	-	-	-	-	-	-	-	-	-	-	-	-	-	-	-	-	-	-	-	-
at Lamar*	1/6	-	-	-	-	-	-	-	-	-	-	-	-	-	-	-	-	-	-	-	-
at UTRGV*	1/8	-	-	-	-	-	-	-	-	-	-	-	-	-	-	-	-	-	-	-	-
Tarleton*	1/13	-	-	-	-	-	-	-	-	-	-	-	-	-	-	-	-	-	-	-	-
Abilene Christian*	1/15	-	-	-	-	-	-	-	-	-	-	-	-	-	-	-	-	-	-	-	-
at Sam Houston*	1/20	-	-	-	-	-	-	-	-	-	-	-	-	-	-	-	-	-	-	-	-
at SFA*	1/22	-	-	-	-	-	-	-	-	-	-	-	-	-	-	-	-	-	-	-	-
Grand Canyon*	1/29	-	-	-	-	-	-	-	-	-	-	-	-	-	-	-	-	-	-	-	-
California Baptist*	2/3	-	-	-	-	-	-	-	-	-	-	-	-	-	-	-	-	-	-	-	-
Seattle U*	2/5	-	-	-	-	-	-	-	-	-	-	-	-	-	-	-	-	-	-	-	-
at Dixie State*	2/10	-	-	-	-	-	-	-	-	-	-	-	-	-	-	-	-	-	-	-	-
at Utah Valley*	2/12	-	-	-	-	-	-	-	-	-	-	-	-	-	-	-	-	-	-	-	-
Dixie State*	2/16	-	-	-	-	-	-	-	-	-	-	-	-	-	-	-	-	-	-	-	-
at Grand Canyon*	2/19	-	-	-	-	-	-	-	-	-	-	-	-	-	-	-	-	-	-	-	-
at Chicago State*	2/26	-	-	-	-	-	-	-	-	-	-	-	-	-	-	-	-	-	-	-	-
SFA*	3/2	-	-	-	-	-	-	-	-	-	-	-	-	-	-	-	-	-	-	-	-
Utah Valley*	3/5	-	-	-	-	-	-	-	-	-	-	-	-	-	-	-	-	-	-	-	-

## SUPERLATIVES

CATEGORY	2021-22	CAREER
10+ points	-	-
20+ points	-	-
30+ points	-	-
5+ rebounds	1	1
10+ rebounds	-	-
2+ three-pointers	1	1
3+ assists	-	-
2+ steals	-	-
2+ blocks	2	2
Double-Doubles	-	-
Leading scorer	-	-
Leading rebounder	1	1
Assist leader	-	-
Record	8-2	8-2
Winning %	.800	.800

## AVERY'S CAREER STATS | ALL GAMES (DI ONLY)

YEAR	GP-GS	MIN/AVG	FG-FGA	PCT	3FG-3FGA	PCT	FT-FTA	PCT	O-D-T	AVG	PF-DQ	A	TO	S	B	TP/AVG
2021-22	10-0	103/10.3	11-32	.344	5-17	.294	5-6	.833	9-17-26	2.6	14-0	5	7	4	5	32/3.2
<b>TOTAL</b>	<b>10-0</b>	<b>103/10.3</b>	<b>11-32</b>	<b>.344</b>	<b>5-17</b>	<b>.294</b>	<b>5-6</b>	<b>.833</b>	<b>9-17-26</b>	<b>2.6</b>	<b>14-0</b>	<b>5</b>	<b>7</b>	<b>4</b>	<b>5</b>	<b>32/3.2</b>

## AVERY'S CAREER STATS | WAC GAMES

YEAR	GP-GS	MIN/AVG	FG-FGA	PCT	3FG-3FGA	PCT	FT-FTA	PCT	O-D-T	AVG	PF-DQ	A	TO	S	B	TP/AVG
2021-22	-	-	-	-	-	-	-	-	-	-	-	-	-	-	-	-
<b>TOTAL</b>	<b>-</b>	<b>-</b>	<b>-</b>	<b>-</b>	<b>-</b>	<b>-</b>	<b>-</b>	<b>-</b>	<b>-</b>	<b>-</b>	<b>-</b>	<b>-</b>	<b>-</b>	<b>-</b>	<b>-</b>	<b>-</b>

-/-NM STATE<sup>8-2</sup>-/-WASHINGTON STATE<sup>7-3</sup>

Stat	2021-22 Season High	Career High
Points	23, vs. Indiana State, 11.21.21	28, at Fresno State (12/4/19)
Rebounds	8, vs. UTEP, 11.13.21	17, at CSUN, 12/28/20
Off. Rebounds	4, vs. Indiana State, 11.21.21	4, 11x, last vs. Indiana State, 11.21.21
Def. Rebounds	5, twice, last vs. UTEP, 11.13.21	14, at CSUN, 12/28/20
Assists	3, twice, last vs. Indiana State, 11.21.21	7, vs. Mississippi Valley State (11/15/18)
Blocks	-	3, vs. Arizona (2/14/19)
Steals	1, 3x, last vs. NM Highlands, 11.24.21	3, 3x, last vs. Colorado (1/20/19)
FGs Made	10, vs. Indiana State, 11.21.21	10, vs. Indiana State, 11.21.21
FGs Attempted	15, vs. Indiana State, 11.21.21	15, twice, last vs. Indiana State, 11.21.21
3FGs Made	3, vs. Indiana State, 11.21.21	6, at Arizona State (1/3/19)
3FGs Attempted	5, vs. Indiana State, 11.21.21	8, 2x, last vs. Eastern Michigan (12/28/19)
FTs Made	4, vs. UC Irvine, 11.9.21	13, at Fresno State (12/4/19)
FTs Attempted	5, vs. Davidson, 11.18.21	19, at Fresno State (12/4/19)
Minutes	31, vs. Indiana State, 11.21.21	46, at Fresno State (12/4/19)

# DONNIE<sup>2</sup> TILLMAN



**Senior**  
**Forward • 6-7 • 225**  
**Detroit, Mich. | UNLV**

## 2021-22 SEASON HIGHLIGHTS

- Preseason All-WAC Second Team selection (Coaches)
- Matched his high point total at NM State by pouring in 23 in a neutral-site win over Indiana State (11.21).

## 2021-22 GAME-BY-GAME STATS

Opponent	Date	GS	MIN	FG-A	PCT	3FG-A	PCT	FT-A	PCT	OFF	DEF	TOT	AVG	PF	FO	A	T/O	BLK	STL	PTS	AVG
UC Irvine	11/9	•	24	2-5	.400	2-4	.500	4-4	1.000	0	5	5	5.0	3	-	1	1	0	1	10	10.0
UTEP	11/13	•	24	4-7	.571	2-3	.667	2-3	.667	3	5	8	6.5	1	-	3	1	0	0	12	11.0
vs. Davidson	11/18	•	29	5-7	.714	1-3	.333	3-5	.600	1	3	4	5.7	1	-	1	1	0	1	14	12.0
vs. Utah State	11/19	•	16	0-3	.000	0-2	.000	0-0	.000	2	0	2	4.8	2	-	1	1	0	0	0	9.0
vs. Indiana State	11/21	•	31	10-15	.667	3-5	.600	0-0	.000	4	0	4	4.6	0	-	3	3	0	0	23	11.8
New Mexico Highlands	11/24	•	22	1-4	.250	0-3	.000	1-1	1.000	1	3	4	4.5	0	-	2	1	0	1	3	10.3
New Mexico	11/30	•	27	1-3	.333	0-0	.000	1-4	.250	1	1	2	4.1	5	•	0	2	0	0	3	9.3
at UTEP	12/3	-	4	0-0	.000	0-0	.000	1-2	.500	0	0	0	3.6	2	-	1	0	0	0	1	8.3
at New Mexico	12/6	DNP	DNP	DNP	DNP	DNP	DNP	DNP	DNP	DNP	DNP	DNP	DNP	DNP	DNP	DNP	DNP	DNP	DNP	DNP	DNP
at Loyola Marymount	12/11	DNP	DNP	DNP	DNP	DNP	DNP	DNP	DNP	DNP	DNP	DNP	DNP	DNP	DNP	DNP	DNP	DNP	DNP	DNP	DNP
at Washington State	12/15	-	-	-	-	-	-	-	-	-	-	-	-	-	-	-	-	-	-	-	-
Northern New Mexico	12/18	-	-	-	-	-	-	-	-	-	-	-	-	-	-	-	-	-	-	-	-
UT Permian Basin	12/20	-	-	-	-	-	-	-	-	-	-	-	-	-	-	-	-	-	-	-	-
at Seattle U*	12/30	-	-	-	-	-	-	-	-	-	-	-	-	-	-	-	-	-	-	-	-
Chicago State*	1/1	-	-	-	-	-	-	-	-	-	-	-	-	-	-	-	-	-	-	-	-
at Lamar*	1/6	-	-	-	-	-	-	-	-	-	-	-	-	-	-	-	-	-	-	-	-
at UTRGV*	1/8	-	-	-	-	-	-	-	-	-	-	-	-	-	-	-	-	-	-	-	-
Tarleton*	1/13	-	-	-	-	-	-	-	-	-	-	-	-	-	-	-	-	-	-	-	-
Abilene Christian*	1/15	-	-	-	-	-	-	-	-	-	-	-	-	-	-	-	-	-	-	-	-
at Sam Houston*	1/20	-	-	-	-	-	-	-	-	-	-	-	-	-	-	-	-	-	-	-	-
at SFA*	1/22	-	-	-	-	-	-	-	-	-	-	-	-	-	-	-	-	-	-	-	-
Grand Canyon*	1/29	-	-	-	-	-	-	-	-	-	-	-	-	-	-	-	-	-	-	-	-
California Baptist*	2/3	-	-	-	-	-	-	-	-	-	-	-	-	-	-	-	-	-	-	-	-
Seattle U*	2/5	-	-	-	-	-	-	-	-	-	-	-	-	-	-	-	-	-	-	-	-
at Dixie State*	2/10	-	-	-	-	-	-	-	-	-	-	-	-	-	-	-	-	-	-	-	-
at Utah Valley*	2/12	-	-	-	-	-	-	-	-	-	-	-	-	-	-	-	-	-	-	-	-
Dixie State*	2/16	-	-	-	-	-	-	-	-	-	-	-	-	-	-	-	-	-	-	-	-
at Grand Canyon*	2/19	-	-	-	-	-	-	-	-	-	-	-	-	-	-	-	-	-	-	-	-
at Chicago State*	2/26	-	-	-	-	-	-	-	-	-	-	-	-	-	-	-	-	-	-	-	-
SFA*	3/2	-	-	-	-	-	-	-	-	-	-	-	-	-	-	-	-	-	-	-	-
Utah Valley*	3/5	-	-	-	-	-	-	-	-	-	-	-	-	-	-	-	-	-	-	-	-

## SUPERLATIVES

CATEGORY	2021-22	CAREER
10+ points	4	59
20+ points	1	7
30+ points	-	-
5+ rebounds	2	53
10+ rebounds	-	6
2+ three-pointers	3	26
3+ assists	2	26
2+ steals	-	13
2+ blocks	-	6
Double-Doubles	-	5
Leading scorer	-	-
Leading rebounder	-	-
Assist leader	1	-
Record	7-2	74-51
Winning %	.778	.595

## TILLMAN'S CAREER STATS | ALL GAMES

YEAR	GP-GS	MIN/AVG	FG-FGA	PCT	3FG-3FGA	PCT	FT-FTA	PCT	O-D-T	AVG	PF-DQ	A	TO	S	B	TP/AVG
2017-18	27-4	542/20.1	74-154	.481	9-28	.321	56-70	.800	36-91-127	4.7	45-0	16	39	10	7	213/7.9
2018-19	31-15	845/27.3	101-230	.439	44-122	.361	81-103	.786	41-122-163	5.3	60-1	51	41	18	10	327/10.5
2019-20	25-11	652/26.1	72-192	.375	21-72	.292	88-117	.752	41-76-117	4.7	72-4	51	60	9	6	253/10.1
2020-21	18-15	449/24.9	70-153	.458	11-38	.289	58-76	.763	33-68-101	5.6	38-2	30	30	11	5	209/11.6
2021-22	8-7	177/22.1	23-44	.523	8-20	.400	12-19	.632	12-17-29	3.6	14-1	12	10	3	0	66/8.3
<b>TOTAL</b>	<b>109-52</b>	<b>2665/24.4</b>	<b>340-773</b>	<b>.440</b>	<b>93-280</b>	<b>.332</b>	<b>295-385</b>	<b>.766</b>	<b>163-374-537</b>	<b>4.9</b>	<b>229-8</b>	<b>160</b>	<b>180</b>	<b>51</b>	<b>28</b>	<b>1,068/9.8</b>

## TILLMAN'S CAREER STATS | CONFERENCE GAMES

YEAR	GP-GS	MIN/AVG	FG-FGA	PCT	3FG-3FGA	PCT	FT-FTA	PCT	O-D-T	AVG	PF-DQ	A	TO	B	S	TP/AVG
2017-18	13-4	245/18.8	31-72	.431	5-15	.333	20-25	.800	14-34-48	3.7	20-0	6	20	1	6	87/6.7
2018-19	18-5	497/27.6	60-134	.448	32-76	.421	37-51	.725	14-68-82	4.6	38-0	32	23	7	12	189/10.5
2019-20	12-2	280/23.3	28-81	.346	7-26	.269	45-59	.763	22-29-51	4.3	32-0	17	26	3	5	108/9.0
2020-21	12-9	290/24.2	41-90	.456	6-23	.261	33-43	.767	22-36-58	4.8	25-2	24	18	3	7	121/10.1
2021-22	-	-	-	-	-	-	-	-	-	-	-	-	-	-	-	-
<b>TOTAL</b>	<b>55-20</b>	<b>1312/23.9</b>	<b>160-377</b>	<b>.424</b>	<b>50-140</b>	<b>.357</b>	<b>135-178</b>	<b>.758</b>	<b>72-167-238</b>	<b>4.3</b>	<b>115-2</b>	<b>79</b>	<b>87</b>	<b>14</b>	<b>30</b>	<b>505/9.2</b>

## TILLMAN'S CAREER STATS | WAC GAMES

YEAR	GP-GS	MIN/AVG	FG-FGA	PCT	3FG-3FGA	PCT	FT-FTA	PCT	O-D-T	AVG	PF-DQ	A	TO	B	S	TP/AVG
2020-21	12-9	290/24.2	41-90	.456	6-23	.261	33-43	.767	22-36-58	4.8	25-2	24	18	3	7	121/10.1
2021-22	-	-	-	-	-	-	-	-	-	-	-	-	-	-	-	-
<b>TOTAL</b>	<b>12-9</b>	<b>290/24.2</b>	<b>41-90</b>	<b>.456</b>	<b>6-23</b>	<b>.261</b>	<b>33-43</b>	<b>.767</b>	<b>22-36-58</b>	<b>4.8</b>	<b>25-2</b>	<b>24</b>	<b>18</b>	<b>3</b>	<b>7</b>	<b>121/10.1</b>





# 3 NATE PRYOR

**Junior****Guard • 6-3 • 175****Seattle, Wash. | Washington**

Stat	2021-22 Season High	Career High (DI only)
Points	9, at Loyola Marymount, 12.11.21	15, vs. Colorado, 12/20/20
Rebounds	7, at New Mexico, 12.6.21	7, at New Mexico, 12.6.21
Off. Rebounds	-	1, 4x, last at Washington State, 2/15/21
Def. Rebounds	7, at New Mexico, 12.6.21	7, at New Mexico, 12.6.21
Assists	4, at New Mexico, 12.6.21	5, vs. Colorado, 12/20/20
Blocks	-	1, vs. Seattle U, 12/9/20
Steals	1, twice, last at New Mexico, 12.6.21	3, vs. Colorado, 12/20/20
FGs Made	4, twice, last at Loyola Marymount, 12.11.21	7, vs. Colorado, 12/20/20
FGs Attempted	7, at New Mexico, 12.6.21	17, vs. Colorado, 12/20/20
3FGs Made	1, at Loyola Marymount, 12.11.21	1, 4x, last at Loyola Marymount, 12.11.21
3FGs Attempted	1, at Loyola Marymount, 12.11.21	2, 4x, last vs. Arizona, 12/31/20
FTs Made	-	4, vs. Seattle U, 12/9/20
FTs Attempted	-	5, twice, last at Arizona State, 2/23/21
Minutes	34, at New Mexico, 12.6.21	36, vs. Colorado, 12/20/20

**2021-22 SEASON HIGHLIGHTS**

- Debut in an NM State uniform in a non-conference win over New Mexico Highlands where he finished with two points and an assist in 10 minutes (11.24).
- Hit game-winning layup at the buzzer in overtime in the Aggies' 78-76 win at New

Mexico.

- That play appeared on number four on SportsCenter's Top 10 Plays for Dec. 6, 2021.

## 2021-22 GAME-BY-GAME STATS

Opponent	Date	GS	MIN	FG-A	PCT	3FG-A	PCT	FT-A	PCT	OFF	DEF	TOT	AVG	PF	FO	A	T/O	BLK	STL	PTS	AVG
UC Irvine	11/9	DNP	DNP	DNP	DNP	DNP	DNP	DNP	DNP	DNP	DNP	DNP	DNP	DNP	DNP	DNP	DNP	DNP	DNP	DNP	DNP
UTEP	11/13	DNP	DNP	DNP	DNP	DNP	DNP	DNP	DNP	DNP	DNP	DNP	DNP	DNP	DNP	DNP	DNP	DNP	DNP	DNP	DNP
vs. Davidson	11/18	DNP	DNP	DNP	DNP	DNP	DNP	DNP	DNP	DNP	DNP	DNP	DNP	DNP	DNP	DNP	DNP	DNP	DNP	DNP	DNP
vs. Utah State	11/19	DNP	DNP	DNP	DNP	DNP	DNP	DNP	DNP	DNP	DNP	DNP	DNP	DNP	DNP	DNP	DNP	DNP	DNP	DNP	DNP
vs. Indiana State	11/21	DNP	DNP	DNP	DNP	DNP	DNP	DNP	DNP	DNP	DNP	DNP	DNP	DNP	DNP	DNP	DNP	DNP	DNP	DNP	DNP
New Mexico Highlands	11/24	-	10	1-1	1.000	0-0	.000	0-0	.000	0	0	0	0.0	0	-	1	1	0	0	2	2.0
New Mexico	11/30	-	2	0-0	.000	0-0	.000	0-0	.000	0	1	1	0.5	0	-	0	0	0	0	0	1.0
at UTEP	12/3	-	18	0-0	.000	0-0	.000	0-0	.000	0	1	1	0.7	0	-	0	1	0	1	0	0.7
at New Mexico	12/6	-	34	4-7	.571	0-0	.000	0-0	.000	0	7	7	2.3	0	-	4	2	0	1	8	2.5
at Loyola Marymount	12/11	•	25	4-5	.800	1-1	1.000	0-0	.000	0	0	0	1.8	2	-	0	7	0	0	9	3.8
at Washington State	12/15	-	-	-	-	-	-	-	-	-	-	-	-	-	-	-	-	-	-	-	-
Northern New Mexico	12/18	-	-	-	-	-	-	-	-	-	-	-	-	-	-	-	-	-	-	-	-
UT Permian Basin	12/20	-	-	-	-	-	-	-	-	-	-	-	-	-	-	-	-	-	-	-	-
at Seattle U*	12/30	-	-	-	-	-	-	-	-	-	-	-	-	-	-	-	-	-	-	-	-
Chicago State*	1/1	-	-	-	-	-	-	-	-	-	-	-	-	-	-	-	-	-	-	-	-
at Lamar*	1/6	-	-	-	-	-	-	-	-	-	-	-	-	-	-	-	-	-	-	-	-
at UTRGV*	1/8	-	-	-	-	-	-	-	-	-	-	-	-	-	-	-	-	-	-	-	-
Tarleton*	1/13	-	-	-	-	-	-	-	-	-	-	-	-	-	-	-	-	-	-	-	-
Abilene Christian*	1/15	-	-	-	-	-	-	-	-	-	-	-	-	-	-	-	-	-	-	-	-
at Sam Houston*	1/20	-	-	-	-	-	-	-	-	-	-	-	-	-	-	-	-	-	-	-	-
at SFA*	1/22	-	-	-	-	-	-	-	-	-	-	-	-	-	-	-	-	-	-	-	-
Grand Canyon*	1/29	-	-	-	-	-	-	-	-	-	-	-	-	-	-	-	-	-	-	-	-
California Baptist*	2/3	-	-	-	-	-	-	-	-	-	-	-	-	-	-	-	-	-	-	-	-
Seattle U*	2/5	-	-	-	-	-	-	-	-	-	-	-	-	-	-	-	-	-	-	-	-
at Dixie State*	2/10	-	-	-	-	-	-	-	-	-	-	-	-	-	-	-	-	-	-	-	-
at Utah Valley*	2/12	-	-	-	-	-	-	-	-	-	-	-	-	-	-	-	-	-	-	-	-
Dixie State*	2/16	-	-	-	-	-	-	-	-	-	-	-	-	-	-	-	-	-	-	-	-
at Grand Canyon*	2/19	-	-	-	-	-	-	-	-	-	-	-	-	-	-	-	-	-	-	-	-
at Chicago State*	2/26	-	-	-	-	-	-	-	-	-	-	-	-	-	-	-	-	-	-	-	-
SFA*	3/2	-	-	-	-	-	-	-	-	-	-	-	-	-	-	-	-	-	-	-	-
Utah Valley*	3/5	-	-	-	-	-	-	-	-	-	-	-	-	-	-	-	-	-	-	-	-

**SUPERLATIVES**

CATEGORY	2021-22	CAREER
10+ points	-	3
20+ points	-	-
30+ points	-	-
5+ rebounds	1	2
10+ rebounds	-	-
2+ three-pointers	-	-
3+ assists	1	5
2+ steals	-	4
2+ blocks	-	-
Double-Doubles	-	-
Leading scorer	-	-
Leading rebounder	-	-
Assist leader	-	-
Record	8-2	13-23
Winning %	.800	.250

## PRYOR'S CAREER STATS | ALL GAMES (DI ONLY)

YEAR	GP-GS	MIN/AVG	FG-FGA	PCT	3FG-3FGA	PCT	FT-FTA	PCT	O-D-T	AVG	PF-DQ	A	TO	S	B	TP/AVG
2020-21	16-2	278/17.4	25-70	.357	3-13	.231	13-26	.500	4-17-21	1.3	8-0	26	19	11	1	66/4.1
2021-22	5-1	89/17.8	9-13	.692	1-1	1.000	0-0	.000	0-9-9	1.8	2-0	5	11	2	0	19/3.8
<b>TOTAL</b>	<b>21-3</b>	<b>367/17.5</b>	<b>34-83</b>	<b>.410</b>	<b>4-14</b>	<b>.286</b>	<b>13-26</b>	<b>.500</b>	<b>4-26-30</b>	<b>1.4</b>	<b>10-0</b>	<b>31</b>	<b>30</b>	<b>13</b>	<b>1</b>	<b>85/4.0</b>

## PRYOR'S CAREER STATS | CONFERENCE GAMES (DI ONLY)

YEAR	GP-GS	MIN/AVG	FG-FGA	PCT	3FG-3FGA	PCT	FT-FTA	PCT	O-D-T	AVG	PF-DQ	A	TO	S	B	TP/AVG
2019-20	12-0	171/14.3	7-26	.269	1-6	.167	6-13	.462	3-11-14	1.2	5-0	15	14	5	0	21/1.8
2021-22	-	-	-	-	-	-	-	-	-	-	-	-	-	-	-	-
<b>TOTAL</b>	<b>12-0</b>	<b>171/14.3</b>	<b>7-26</b>	<b>.269</b>	<b>1-6</b>	<b>.167</b>	<b>6-13</b>	<b>.462</b>	<b>3-11-14</b>	<b>1.2</b>	<b>5-0</b>	<b>15</b>	<b>14</b>	<b>5</b>	<b>0</b>	<b>21/1.8</b>

## PRYOR'S CAREER STATS | WAC GAMES

YEAR	GP-GS	MIN/AVG	FG-FGA	PCT	3FG-3FGA	PCT	FT-FTA	PCT	O-D-T	AVG	PF-DQ	A	TO	B	S	TP/AVG
2021-22	-	-	-	-	-	-	-	-	-	-	-	-	-	-	-	-
<b>TOTAL</b>	<b>-</b>	<b>-</b>	<b>-</b>	<b>-</b>	<b>-</b>	<b>-</b>	<b>-</b>	<b>-</b>	<b>-</b>	<b>-</b>	<b>-</b>	<b>-</b>	<b>-</b>	<b>-</b>	<b>-</b>	<b>-</b>

-/-NM STATE<sup>8-2</sup>-/-WASHINGTON STATE<sup>7-3</sup>

Stat	2021-22 Season High	Career High (DI only)
Points	12, vs. UC Irvine, 11.9.21	12, vs. UC Irvine, 11.9.21
Rebounds	3, twice, last at Loyola Marymount, 12.11.21	3, 3x, last at Loyola Marymount, 12.11.21
Off. Rebounds	3, vs. UC Irvine, 11.9.21	3, vs. UC Irvine, 11.9.21
Def. Rebounds	3, at UTEP, 12.3.21	3, at UTEP, 12.3.21
Assists	6, vs. NM Highlands, 11.24.21	6, vs. NM Highlands, 11.24.21
Blocks	-	-
Steals	4, vs. NM Highlands, 11.24.21	4, vs. NM Highlands, 11.24.21
FGs Made	5, vs. UC Irvine, 11.9.21	5, vs. UC Irvine, 11.9.21
FGs Attempted	10, vs. UC Irvine, 11.9.21	10, vs. UC Irvine, 11.9.21
3FGs Made	1, twice, last vs. NM Highlands, 11.24.21	1, twice, last vs. NM Highlands, 11.24.21
3FGs Attempted	5, vs. UC Irvine, 11.9.21	5, vs. UC Irvine, 11.9.21
FTs Made	4, at Loyola Marymount, 12.11.21	4, at Loyola Marymount, 12.11.21
FTs Attempted	6, vs. UTEP, 11.13.21	6, vs. UTEP, 11.13.21
Minutes	31, vs. UC Irvine, 11.9.21	31, vs. UC Irvine, 11.9.21

# MARIO 4

## McKINNEY JR.



**Sophomore**  
**Guard • 6-1 • 175**  
 St. Louis, Mo. | John A. Logan College

### 2021-22 SEASON HIGHLIGHTS

- Made his NM State debut in the season opener against UC Irvine and finished with 12 points, three rebounds and four assists in 31 minutes (11.9).
- Set DI career-highs in 11 statistical categories against UC Irvine (11.9).

## 2021-22 GAME-BY-GAME STATS

Opponent	Date	GS	MIN	FG-A	PCT	3FG-A	PCT	FT-A	PCT	OFF	DEF	TOT	AVG	PF	FO	A	T/O	BLK	STL	PTS	AVG
UC Irvine	11/9	-	31	5-10	.500	1-5	.200	1-2	.500	3	0	3	3.0	0	-	4	0	0	1	12	12.0
UTEP	11/13	-	20	0-0	.000	0-0	.000	3-6	.500	0	1	1	2.0	3	-	1	2	0	1	3	7.5
vs. Davidson	11/18	-	10	0-1	.000	0-0	.000	0-0	.000	0	0	0	1.3	0	-	0	2	0	0	0	5.0
vs. Utah State	11/19	-	6	2-3	.667	0-0	.000	0-0	.000	0	1	1	1.3	3	-	0	2	0	0	4	4.8
vs. Indiana State	11/21	-	5	0-0	.000	0-0	.000	0-0	.000	0	0	0	1.0	0	-	1	2	0	0	0	3.8
New Mexico Highlands	11/24	-	18	2-3	.667	1-1	1.000	1-2	.500	1	1	2	1.2	1	-	6	2	0	4	6	4.2
New Mexico	11/30	-	5	1-3	.333	0-2	.000	0-0	.000	0	0	0	1.0	2	-	0	0	0	0	2	3.9
at UTEP	12/3	•	22	1-5	.200	0-0	.000	3-4	.750	1	3	4	1.4	0	-	1	1	0	1	5	4.0
at New Mexico	12/6	•	6	1-3	.333	0-0	.000	0-0	.000	0	2	2	1.4	1	-	0	2	0	0	2	3.8
at Loyola Marymount	12/11	-	16	3-6	.500	0-1	.000	4-4	1.000	1	2	3	1.6	2	-	2	2	0	0	10	4.4
at Washington State	12/15	-	-	-	-	-	-	-	-	-	-	-	-	-	-	-	-	-	-	-	-
Northern New Mexico	12/18	-	-	-	-	-	-	-	-	-	-	-	-	-	-	-	-	-	-	-	-
UT Permian Basin	12/20	-	-	-	-	-	-	-	-	-	-	-	-	-	-	-	-	-	-	-	-
at Seattle U*	12/30	-	-	-	-	-	-	-	-	-	-	-	-	-	-	-	-	-	-	-	-
Chicago State*	1/1	-	-	-	-	-	-	-	-	-	-	-	-	-	-	-	-	-	-	-	-
at Lamar*	1/6	-	-	-	-	-	-	-	-	-	-	-	-	-	-	-	-	-	-	-	-
at UTRGV*	1/8	-	-	-	-	-	-	-	-	-	-	-	-	-	-	-	-	-	-	-	-
Tarleton*	1/13	-	-	-	-	-	-	-	-	-	-	-	-	-	-	-	-	-	-	-	-
Abilene Christian*	1/15	-	-	-	-	-	-	-	-	-	-	-	-	-	-	-	-	-	-	-	-
at Sam Houston*	1/20	-	-	-	-	-	-	-	-	-	-	-	-	-	-	-	-	-	-	-	-
at SFA*	1/22	-	-	-	-	-	-	-	-	-	-	-	-	-	-	-	-	-	-	-	-
Grand Canyon*	1/29	-	-	-	-	-	-	-	-	-	-	-	-	-	-	-	-	-	-	-	-
California Baptist*	2/3	-	-	-	-	-	-	-	-	-	-	-	-	-	-	-	-	-	-	-	-
Seattle U*	2/5	-	-	-	-	-	-	-	-	-	-	-	-	-	-	-	-	-	-	-	-
at Dixie State*	2/10	-	-	-	-	-	-	-	-	-	-	-	-	-	-	-	-	-	-	-	-
at Utah Valley*	2/12	-	-	-	-	-	-	-	-	-	-	-	-	-	-	-	-	-	-	-	-
Dixie State*	2/16	-	-	-	-	-	-	-	-	-	-	-	-	-	-	-	-	-	-	-	-
at Grand Canyon*	2/19	-	-	-	-	-	-	-	-	-	-	-	-	-	-	-	-	-	-	-	-
at Chicago State*	2/26	-	-	-	-	-	-	-	-	-	-	-	-	-	-	-	-	-	-	-	-
SFA*	3/2	-	-	-	-	-	-	-	-	-	-	-	-	-	-	-	-	-	-	-	-
Utah Valley*	3/5	-	-	-	-	-	-	-	-	-	-	-	-	-	-	-	-	-	-	-	-

### SUPERLATIVES

CATEGORY	2021-22	CAREER
10+ points	2	2
20+ points	-	-
30+ points	-	-
5+ rebounds	-	-
10+ rebounds	-	-
2+ three-pointers	-	-
3+ assists	2	2
2+ steals	1	1
2+ blocks	-	-
Double-Doubles	-	-
Leading scorer	-	-
Leading rebounder	-	-
Assist leader	1	-
Record	8-2	16-8
Winning %	.800	.667

## McKINNEY JR'S CAREER STATS | ALL GAMES (DI ONLY)

YEAR	GP-GS	MIN/AVG	FG-FGA	PCT	3FG-3FGA	PCT	FT-FTA	PCT	O-D-T	AVG	PF-DQ	A	TO	S	B	TP/AVG
2019-20	4-0	37/9.3	4-10	.400	0-2	.000	5-5	1.000	3-3-6	1.5	3-0	2	3	0	0	13/3.3
2021-22	10-2	139/13.9	15-34	.441	2-9	.222	12-18	.667	6-10-16	1.6	12-0	15	15	7	0	44/4.4
<b>TOTAL</b>	<b>14-2</b>	<b>176/12.6</b>	<b>19-44</b>	<b>.432</b>	<b>2-11</b>	<b>.182</b>	<b>17-23</b>	<b>.739</b>	<b>9-13-22</b>	<b>1.6</b>	<b>15-0</b>	<b>17</b>	<b>18</b>	<b>7</b>	<b>0</b>	<b>57/4.1</b>

## McKINNEY JR'S CAREER STATS | CONFERENCE GAMES (DI ONLY)

YEAR	GP-GS	MIN/AVG	FG-FGA	PCT	3FG-3FGA	PCT	FT-FTA	PCT	O-D-T	AVG	PF-DQ	A	TO	B	S	TP/AVG
2019-20	1-0	10/10.0	0-3	.000	0-0	.000	3-4	.750	2-1-3	3.0	0-0	0	1	0	0	3/3.0
2021-22	-	-	-	-	-	-	-	-	-	-	-	-	-	-	-	-
<b>TOTAL</b>	<b>1-0</b>	<b>10/10.0</b>	<b>0-3</b>	<b>.000</b>	<b>0-0</b>	<b>.000</b>	<b>3-4</b>	<b>.750</b>	<b>2-1-3</b>	<b>3.0</b>	<b>0-0</b>	<b>0</b>	<b>1</b>	<b>0</b>	<b>0</b>	<b>3/3.0</b>

## McKINNEY JR'S CAREER STATS | WAC GAMES

YEAR	GP-GS	MIN/AVG	FG-FGA	PCT	3FG-3FGA	PCT	FT-FTA	PCT	O-D-T	AVG	PF-DQ	A	TO	B	S	TP/AVG
2021-22	-	-	-	-	-	-	-	-	-	-	-	-	-	-	-	-
<b>TOTAL</b>	<b>-</b>	<b>-</b>	<b>-</b>	<b>-</b>	<b>-</b>	<b>-</b>	<b>-</b>	<b>-</b>	<b>-</b>	<b>-</b>	<b>-</b>	<b>-</b>	<b>-</b>	<b>-</b>	<b>-</b>	<b>-</b>



# 5 CLAYTON HENRY

**Senior****Guard • 6-4 • 201****Calgary, Canada | Palm Beach State**

Stat	2021-22 Season High	Career High (DI only)
Points	-	20, at Arizona Christian, 11/29/20
Rebounds	-	10, at Seattle U, 2/13/21
Off. Rebounds	-	5, 2x, last at Tarleton State, 2/27/21
Def. Rebounds	-	7, 2x, last vs. California Baptist, 2/5/21
Assists	-	4, vs. California Baptist, 2/6/21
Blocks	-	1, 5x, last at Dixie State, 3/6/21
Steals	-	3, at Kansas City, 2/28/19
FGs Made	-	7, at Arizona Christian, 11/29/20
FGs Attempted	1, at Loyola Marymount, 12.11.21	12, vs. UTRGV, 3/2/21
3FGs Made	-	4, 3x, Last vs. GCU, 3/16/19
3FGs Attempted	1, at Loyola Marymount, 12.11.21	8, 2x, last at Seattle U, 2/12/21
FTs Made	-	4, Seattle U, 2/16/19
FTs Attempted	-	5, at Grand Canyon, 1/29/21
Minutes	11, at Loyola Marymount, 12.11.21	37, vs. UTRGV, 3/2/21

**2021-22 SEASON HIGHLIGHTS**

- Will miss the start of the 2021-22 season due to a foot injury.
- Made his season debut by playing 11 minutes in a non-conference road win at Loyola Marymount (12.11).

## 2021-22 GAME-BY-GAME STATS

Opponent	Date	GS	MIN	FG-A	PCT	3FG-A	PCT	FT-A	PCT	OFF	DEF	TOT	AVG	PF	FO	A	T/O	BLK	STL	PTS	AVG
UC Irvine	11/9	DNP	DNP	DNP	DNP	DNP	DNP	DNP	DNP	DNP	DNP	DNP	DNP	DNP	DNP	DNP	DNP	DNP	DNP	DNP	DNP
UTEP	11/13	DNP	DNP	DNP	DNP	DNP	DNP	DNP	DNP	DNP	DNP	DNP	DNP	DNP	DNP	DNP	DNP	DNP	DNP	DNP	DNP
vs. Davidson	11/18	DNP	DNP	DNP	DNP	DNP	DNP	DNP	DNP	DNP	DNP	DNP	DNP	DNP	DNP	DNP	DNP	DNP	DNP	DNP	DNP
vs. Utah State	11/19	DNP	DNP	DNP	DNP	DNP	DNP	DNP	DNP	DNP	DNP	DNP	DNP	DNP	DNP	DNP	DNP	DNP	DNP	DNP	DNP
vs. Indiana State	11/21	DNP	DNP	DNP	DNP	DNP	DNP	DNP	DNP	DNP	DNP	DNP	DNP	DNP	DNP	DNP	DNP	DNP	DNP	DNP	DNP
New Mexico Highlands	11/24	DNP	DNP	DNP	DNP	DNP	DNP	DNP	DNP	DNP	DNP	DNP	DNP	DNP	DNP	DNP	DNP	DNP	DNP	DNP	DNP
New Mexico	11/30	DNP	DNP	DNP	DNP	DNP	DNP	DNP	DNP	DNP	DNP	DNP	DNP	DNP	DNP	DNP	DNP	DNP	DNP	DNP	DNP
at UTEP	12/3	DNP	DNP	DNP	DNP	DNP	DNP	DNP	DNP	DNP	DNP	DNP	DNP	DNP	DNP	DNP	DNP	DNP	DNP	DNP	DNP
at New Mexico	12/6	DNP	DNP	DNP	DNP	DNP	DNP	DNP	DNP	DNP	DNP	DNP	DNP	DNP	DNP	DNP	DNP	DNP	DNP	DNP	DNP
at Loyola Marymount	12/11	-	11	0-1	.000	0-1	.000	0-0	.000	0	0	0	0.0	1	-	0	0	0	0	0	0.0
at Washington State	12/15	-	-	-	-	-	-	-	-	-	-	-	-	-	-	-	-	-	-	-	-
Northern New Mexico	12/18	-	-	-	-	-	-	-	-	-	-	-	-	-	-	-	-	-	-	-	-
UT Permian Basin	12/20	-	-	-	-	-	-	-	-	-	-	-	-	-	-	-	-	-	-	-	-
at Seattle U*	12/30	-	-	-	-	-	-	-	-	-	-	-	-	-	-	-	-	-	-	-	-
Chicago State*	1/1	-	-	-	-	-	-	-	-	-	-	-	-	-	-	-	-	-	-	-	-
at Lamar*	1/6	-	-	-	-	-	-	-	-	-	-	-	-	-	-	-	-	-	-	-	-
at UTRGV*	1/8	-	-	-	-	-	-	-	-	-	-	-	-	-	-	-	-	-	-	-	-
Tarleton*	1/13	-	-	-	-	-	-	-	-	-	-	-	-	-	-	-	-	-	-	-	-
Abilene Christian*	1/15	-	-	-	-	-	-	-	-	-	-	-	-	-	-	-	-	-	-	-	-
at Sam Houston*	1/20	-	-	-	-	-	-	-	-	-	-	-	-	-	-	-	-	-	-	-	-
at SFA*	1/22	-	-	-	-	-	-	-	-	-	-	-	-	-	-	-	-	-	-	-	-
Grand Canyon*	1/29	-	-	-	-	-	-	-	-	-	-	-	-	-	-	-	-	-	-	-	-
California Baptist*	2/3	-	-	-	-	-	-	-	-	-	-	-	-	-	-	-	-	-	-	-	-
Seattle U*	2/5	-	-	-	-	-	-	-	-	-	-	-	-	-	-	-	-	-	-	-	-
at Dixie State*	2/10	-	-	-	-	-	-	-	-	-	-	-	-	-	-	-	-	-	-	-	-
at Utah Valley*	2/12	-	-	-	-	-	-	-	-	-	-	-	-	-	-	-	-	-	-	-	-
Dixie State*	2/16	-	-	-	-	-	-	-	-	-	-	-	-	-	-	-	-	-	-	-	-
at Grand Canyon*	2/19	-	-	-	-	-	-	-	-	-	-	-	-	-	-	-	-	-	-	-	-
at Chicago State*	2/26	-	-	-	-	-	-	-	-	-	-	-	-	-	-	-	-	-	-	-	-
SFA*	3/2	-	-	-	-	-	-	-	-	-	-	-	-	-	-	-	-	-	-	-	-
Utah Valley*	3/5	-	-	-	-	-	-	-	-	-	-	-	-	-	-	-	-	-	-	-	-

**SUPERLATIVES**

CATEGORY	2021-22	CAREER
10+ points	-	12
20+ points	-	1
30+ points	-	-
5+ rebounds	-	21
10+ rebounds	-	1
2+ three-pointers	-	18
3+ assists	-	5
2+ steals	-	3
2+ blocks	-	-
Double-Doubles	-	1
Leading scorer	-	-
Leading rebounder	-	-
Assist leader	-	-
Record	8-2	69-20
Winning %	.800	.784

## HENRY'S CAREER STATS | ALL GAMES (DI ONLY)

YEAR	GP-GS	MIN/AVG	FG-FGA	PCT	3FG-3FGA	PCT	FT-FTA	PCT	O-D-T	AVG	PF-DQ	A	TO	S	B	TP/AVG
2018-19	35-25	591/15.1	67-163	.411	42-124	.339	14-21	.667	34-79-113	3.2	34-0	24	20	7	3	190/5.4
2019-20	1-0	23/23.0	3-6	.500	2-4	.500	0-0	.000	2-2-4	4.0	0-0	2	0	0	0	8/8.0
2020-21	18-18	529/29.4	53-144	.368	22-90	.244	19-24	.792	30-50-80	4.4	30-0	27	22	13	1	137/8.2
2021-22	1-0	11/11.0	0-1	.000	0-1	.000	0-0	.000	0-0-0	0.0	1-0	0	0	0	0	0/0.0
<b>TOTAL</b>	<b>55-43</b>	<b>1154/21.0</b>	<b>123-314</b>	<b>.392</b>	<b>66-219</b>	<b>.301</b>	<b>33-45</b>	<b>.733</b>	<b>66-131-197</b>	<b>3.6</b>	<b>65-0</b>	<b>53</b>	<b>42</b>	<b>20</b>	<b>4</b>	<b>335/6.1</b>

## HENRY'S CAREER STATS | WAC GAMES

YEAR	GP-GS	MIN/AVG	FG-FGA	PCT	3FG-3FGA	PCT	FT-FTA	PCT	O-D-T	AVG	PF-DQ	A	TO	B	S	TP/AVG
2018-19	16-12	243/15.2	28-69	.406	17-52	.327	8-13	.615	18-37-55	3.4	16-0	13	9	3	2	81/5.1
2019-20	-	-	-	-	-	-	-	-	-	-	-	-	-	-	-	-
2020-21	13-13	398/30.6	37-106	.349	16-68	.235	12-16	.750	24-37-61	4.7	22-0	23	17	1	10	102/7.8
2021-22	-	-	-	-	-	-	-	-	-	-	-	-	-	-	-	-
<b>TOTAL</b>	<b>29-25</b>	<b>641/22.1</b>	<b>64-175</b>	<b>.366</b>	<b>33-120</b>	<b>.275</b>	<b>20-29</b>	<b>.690</b>	<b>42-74-116</b>	<b>4.0</b>	<b>38-0</b>	<b>36</b>	<b>26</b>	<b>4</b>	<b>12</b>	<b>173/6.0</b>





# 10 JABARI RICE

**Redshirt Junior**  
**Guard • 6-4 • 180**  
**Houston, Texas | Fort Bend Marshall HS**

Stat	2021-22 Season High	Career High
Points	21, vs. New Mexico, 11.30.21	29, vs. Utah Valley, 2/15/20
Rebounds	7, 3x, last at New Mexico, 12.6.21	11, at Seattle U, 1/18/20
Off. Rebounds	2, at Loyola Marymount, 12.11.21	6, at Arizona Christian, 11/29/20
Def. Rebounds	7, twice, last vs. NM Highlands, 11.24.21	10, at Seattle U, 1/18/20
Assists	8, twice, last vs. New Mexico, 11.30.21	8, twice, last vs. New Mexico, 11.30.21
Blocks	2, at Loyola Marymount, 12.11.21	2, 3x, last at Loyola Marymount, 12.11.21
Steals	3, vs. UTEP, 11.13.21	3, 3x, last vs. UTEP, 11.13.21
FGs Made	6, vs. UTEP, 11.13.21	8, vs. Utah Valley, 2/15/20
FGs Attempted	18, vs. New Mexico, 11.30.21	18, vs. New Mexico, 11.30.21
3FGs Made	4, vs. Davidson, 11.18.21	5, at Dixie State, 3/5/21
3FGs Attempted	11, vs. New Mexico, 11.30.21	12, at Dixie State, 3/5/21
FTs Made	9, vs. New Mexico, 11.30.21	9, twice, last vs. New Mexico, 11.30.21
FTs Attempted	11, vs. New Mexico, 11.30.21	11, twice, last vs. New Mexico, 11.30.21
Minutes	41, at New Mexico, 12.6.21	41, at New Mexico, 12.6.21

## 2021-22 SEASON HIGHLIGHTS

- Preseason All-WAC First Team selection (Coaches and Media)
- Team's assists leader

## 2021-22 GAME-BY-GAME STATS

Opponent	Date	GS	MIN	FG-A	PCT	3FG-A	PCT	FT-A	PCT	OFF	DEF	TOT	AVG	PF	FO	A	T/O	BLK	STL	PTS	AVG
UC Irvine	11/9	•	30	2-6	.333	1-4	.250	7-7	1.000	1	4	5	5.0	3	-	1	2	0	0	12	12.0
UTEP	11/13	•	29	6-11	.545	2-6	.333	1-3	.333	1	1	2	3.5	4	-	1	2	0	3	15	13.5
vs. Davidson	11/18	•	34	4-7	.571	4-5	.800	5-7	.714	0	7	7	4.7	0	-	8	4	0	1	17	14.7
vs. Utah State	11/19	•	24	3-6	.500	1-4	.250	0-0	.000	0	0	0	3.3	0	-	1	4	0	0	7	12.8
vs. Indiana State	11/21	•	37	4-9	.444	2-4	.500	0-0	.000	0	5	5	3.6	2	-	5	2	0	0	10	12.2
New Mexico Highlands	11/24	•	28	5-10	.500	2-7	.286	0-1	.000	0	7	7	4.2	2	-	2	2	0	0	12	12.2
New Mexico	11/30	•	38	5-18	.278	2-11	.182	9-11	.818	1	3	4	4.1	4	-	8	2	0	2	21	13.4
at UTEP	12/3	•	37	6-12	.500	3-5	.600	4-4	1.000	0	4	4	4.1	0	-	4	0	0	2	19	14.1
at New Mexico	12/6	•	41	2-7	.286	1-4	.250	1-2	.500	1	6	7	4.4	1	-	6	2	0	1	6	13.2
at Loyola Marymount	12/11	•	25	2-5	.400	0-2	.000	7-8	.875	2	4	6	4.6	3	-	1	2	2	0	11	13.0
at Washington State	12/15	-	-	-	-	-	-	-	-	-	-	-	-	-	-	-	-	-	-	-	-
Northern New Mexico	12/18	-	-	-	-	-	-	-	-	-	-	-	-	-	-	-	-	-	-	-	-
UT Permian Basin	12/20	-	-	-	-	-	-	-	-	-	-	-	-	-	-	-	-	-	-	-	-
at Seattle U*	12/30	-	-	-	-	-	-	-	-	-	-	-	-	-	-	-	-	-	-	-	-
Chicago State*	1/1	-	-	-	-	-	-	-	-	-	-	-	-	-	-	-	-	-	-	-	-
at Lamar*	1/6	-	-	-	-	-	-	-	-	-	-	-	-	-	-	-	-	-	-	-	-
at UTRGV*	1/8	-	-	-	-	-	-	-	-	-	-	-	-	-	-	-	-	-	-	-	-
Tarleton*	1/13	-	-	-	-	-	-	-	-	-	-	-	-	-	-	-	-	-	-	-	-
Abilene Christian*	1/15	-	-	-	-	-	-	-	-	-	-	-	-	-	-	-	-	-	-	-	-
at Sam Houston*	1/20	-	-	-	-	-	-	-	-	-	-	-	-	-	-	-	-	-	-	-	-
at SFA*	1/22	-	-	-	-	-	-	-	-	-	-	-	-	-	-	-	-	-	-	-	-
Grand Canyon*	1/29	-	-	-	-	-	-	-	-	-	-	-	-	-	-	-	-	-	-	-	-
California Baptist*	2/3	-	-	-	-	-	-	-	-	-	-	-	-	-	-	-	-	-	-	-	-
Seattle U*	2/5	-	-	-	-	-	-	-	-	-	-	-	-	-	-	-	-	-	-	-	-
at Dixie State*	2/10	-	-	-	-	-	-	-	-	-	-	-	-	-	-	-	-	-	-	-	-
at Utah Valley*	2/12	-	-	-	-	-	-	-	-	-	-	-	-	-	-	-	-	-	-	-	-
Dixie State*	2/16	-	-	-	-	-	-	-	-	-	-	-	-	-	-	-	-	-	-	-	-
at Grand Canyon*	2/19	-	-	-	-	-	-	-	-	-	-	-	-	-	-	-	-	-	-	-	-
at Chicago State*	2/26	-	-	-	-	-	-	-	-	-	-	-	-	-	-	-	-	-	-	-	-
SFA*	3/2	-	-	-	-	-	-	-	-	-	-	-	-	-	-	-	-	-	-	-	-
Utah Valley*	3/5	-	-	-	-	-	-	-	-	-	-	-	-	-	-	-	-	-	-	-	-

## SUPERLATIVES

CATEGORY	2021-22	CAREER
10+ points	8	44
20+ points	1	9
30+ points	-	-
5+ rebounds	6	36
10+ rebounds	-	2
2+ three-pointers	4	32
3+ assists	5	22
2+ steals	3	16
2+ blocks	1	5
Double-Doubles	-	2
Leading scorer	1	-
Leading rebounder	-	-
Assist leader	-	-
Record	8-2	75-21
Winning %	.800	.787

## RICE'S CAREER STATS | ALL GAMES

YEAR	GP-GS	MIN/AVG	FG-FGA	PCT	3FG-3FGA	PCT	FT-FTA	PCT	O-D-T	AVG	PF-DQ	A	TO	S	B	TP/AVG
2018-19	31-5	339/10.9	31-95	.326	8-51	.157	34-52	.654	24-44-68	2.2	45-0	24	15	16	5	104/3.4
2019-20	29-19	775/26.7	124-261	.475	50-128	.391	86-104	.827	48-102-150	5.2	55-0	55	51	25	4	384/13.2
2020-21	18-18	544/30.2	82-175	.469	33-93	.355	40-49	.816	22-74-96	5.3	39-0	39	41	13	8	237/13.2
2021-22	10-10	323/32.3	39-91	.429	18-52	.346	34-43	.791	6-40-46	4.6	19-0	37	22	7	4	130/13.0
<b>TOTAL</b>	<b>88-52</b>	<b>1981/22.5</b>	<b>276-622</b>	<b>.444</b>	<b>109-324</b>	<b>.336</b>	<b>194-248</b>	<b>.782</b>	<b>100-260-360</b>	<b>4.1</b>	<b>158-0</b>	<b>155</b>	<b>125</b>	<b>63</b>	<b>19</b>	<b>855/9.7</b>

## RICE'S CAREER STATS | WAC GAMES

YEAR	GP-GS	MIN/AVG	FG-FGA	PCT	3FG-3FGA	PCT	FT-FTA	PCT	O-D-T	AVG	PF-DQ	A	TO	S	B	TP/AVG
2018-19	14-1	103/7.4	9-29	.310	0-11	.000	13-22	.591	9-12-21	1.5	14-0	9	5	0	3	31/2.2
2019-20	16-15	440/27.5	63-144	.438	28-70	.400	52-61	.852	24-64-88	5.5	30-0	40	28	5	15	206/12.9
2020-21	13-13	406/31.2	59-134	.440	26-75	.347	30-38	.789	14-53-67	5.2	25-0	28	29	5	8	174/13.4
2021-22	-	-	-	-	-	-	-	-	-	-	-	-	-	-	-	-
<b>TOTAL</b>	<b>43-29</b>	<b>949/22.1</b>	<b>131-307</b>	<b>.428</b>	<b>54-156</b>	<b>.346</b>	<b>95-121</b>	<b>.785</b>	<b>47-129-176</b>	<b>4.1</b>	<b>69-0</b>	<b>77</b>	<b>61</b>	<b>10</b>	<b>26</b>	<b>411/9.6</b>



# 12 VIRSHON COTTON

**Redshirt Junior**  
**Guard • 6-2 • 170**  
**Milwaukee, Wis. | LIU**

Stat	2021-22 Season High	Career High
Points	5, vs. UTEP, 11.13.21	23, 3x, last vs. St. Francis Brooklyn, 2/8/21
Rebounds	1, vs. UTEP, 11.13.21	10, vs. Merrimack, 1/28/21
Off. Rebounds	-	3, vs. Toledo, 2/3/18
Def. Rebounds	1, vs. UTEP, 11.13.21	10, vs. Merrimack, 1/28/21
Assists	-	7, twice, last at Western Michigan, 3/5/18
Blocks	-	-
Steals	-	3, 3x, last at Mount St. Mary's, 2/11/21
FGs Made	-	8, vs. St. Francis Brooklyn, 2/8/21
FGs Attempted	-	18, vs. Farleigh Dickinson, 2/5/21
3FGs Made	-	5, 3x, last vs. Farleigh Dickinson, 2/5/21
3FGs Attempted	-	13, vs. Farleigh Dickinson, 2/5/21
FTs Made	5, vs. UTEP, 11.13.21	12, vs. Buffalo, 1/9/18
FTs Attempted	6, vs. UTEP, 11.13.21	15, vs. Buffalo, 1/9/18
Minutes	8, vs. UTEP, 11.13.21	39, vs. St. Francis (Pa.), 1/23/20

## 2021-22 SEASON HIGHLIGHTS

- Made his NM State debut in a 77-71 home win over UTEP where he went 5-of-6 from the free throw stripe (11.13).

## 2021-22 GAME-BY-GAME STATS

Opponent	Date	GS	MIN	FG-A	PCT	3FG-A	PCT	FT-A	PCT	OFF	DEF	TOT	AVG	PF	FO	A	T/O	BLK	STL	PTS	AVG
UC Irvine	11/9	DNP	DNP	DNP	DNP	DNP	DNP	DNP	DNP	DNP	DNP	DNP	DNP	DNP	DNP	DNP	DNP	DNP	DNP	DNP	DNP
UTEP	11/13	-	8	0-0	.000	0-0	.000	5-6	.833	0	1	1	1.0	1	-	0	2	0	0	5	5.0
vs. Davidson	11/18	DNP	DNP	DNP	DNP	DNP	DNP	DNP	DNP	DNP	DNP	DNP	DNP	DNP	DNP	DNP	DNP	DNP	DNP	DNP	DNP
vs. Utah State	11/19	-	5	0-0	.000	0-0	.000	0-0	.000	0	0	0	0.5	0	-	0	0	0	0	2.5	
vs. Indiana State	11/21	-	1	0-0	.000	0-0	.000	0-0	.000	0	0	0	0.3	0	-	0	0	0	0	1.7	
New Mexico Highlands	11/24	DNP	DNP	DNP	DNP	DNP	DNP	DNP	DNP	DNP	DNP	DNP	DNP	DNP	DNP	DNP	DNP	DNP	DNP	DNP	DNP
New Mexico	11/30	DNP	DNP	DNP	DNP	DNP	DNP	DNP	DNP	DNP	DNP	DNP	DNP	DNP	DNP	DNP	DNP	DNP	DNP	DNP	DNP
at UTEP	12/3	DNP	DNP	DNP	DNP	DNP	DNP	DNP	DNP	DNP	DNP	DNP	DNP	DNP	DNP	DNP	DNP	DNP	DNP	DNP	DNP
at New Mexico	12/6	DNP	DNP	DNP	DNP	DNP	DNP	DNP	DNP	DNP	DNP	DNP	DNP	DNP	DNP	DNP	DNP	DNP	DNP	DNP	DNP
at Loyola Marymount	12/11	DNP	DNP	DNP	DNP	DNP	DNP	DNP	DNP	DNP	DNP	DNP	DNP	DNP	DNP	DNP	DNP	DNP	DNP	DNP	DNP
at Washington State	12/15	-	-	-	-	-	-	-	-	-	-	-	-	-	-	-	-	-	-	-	-
Northern New Mexico	12/18	-	-	-	-	-	-	-	-	-	-	-	-	-	-	-	-	-	-	-	-
UT Permian Basin	12/20	-	-	-	-	-	-	-	-	-	-	-	-	-	-	-	-	-	-	-	-
at Seattle U*	12/30	-	-	-	-	-	-	-	-	-	-	-	-	-	-	-	-	-	-	-	-
Chicago State*	1/1	-	-	-	-	-	-	-	-	-	-	-	-	-	-	-	-	-	-	-	-
at Lamar*	1/6	-	-	-	-	-	-	-	-	-	-	-	-	-	-	-	-	-	-	-	-
at UTRGV*	1/8	-	-	-	-	-	-	-	-	-	-	-	-	-	-	-	-	-	-	-	-
Tarleton*	1/13	-	-	-	-	-	-	-	-	-	-	-	-	-	-	-	-	-	-	-	-
Abilene Christian*	1/15	-	-	-	-	-	-	-	-	-	-	-	-	-	-	-	-	-	-	-	-
at Sam Houston*	1/20	-	-	-	-	-	-	-	-	-	-	-	-	-	-	-	-	-	-	-	-
at SFA*	1/22	-	-	-	-	-	-	-	-	-	-	-	-	-	-	-	-	-	-	-	-
Grand Canyon*	1/29	-	-	-	-	-	-	-	-	-	-	-	-	-	-	-	-	-	-	-	-
California Baptist*	2/3	-	-	-	-	-	-	-	-	-	-	-	-	-	-	-	-	-	-	-	-
Seattle U*	2/5	-	-	-	-	-	-	-	-	-	-	-	-	-	-	-	-	-	-	-	-
at Dixie State*	2/10	-	-	-	-	-	-	-	-	-	-	-	-	-	-	-	-	-	-	-	-
at Utah Valley*	2/12	-	-	-	-	-	-	-	-	-	-	-	-	-	-	-	-	-	-	-	-
Dixie State*	2/16	-	-	-	-	-	-	-	-	-	-	-	-	-	-	-	-	-	-	-	-
at Grand Canyon*	2/19	-	-	-	-	-	-	-	-	-	-	-	-	-	-	-	-	-	-	-	-
at Chicago State*	2/26	-	-	-	-	-	-	-	-	-	-	-	-	-	-	-	-	-	-	-	-
SFA*	3/2	-	-	-	-	-	-	-	-	-	-	-	-	-	-	-	-	-	-	-	-
Utah Valley*	3/5	-	-	-	-	-	-	-	-	-	-	-	-	-	-	-	-	-	-	-	-

## SUPERLATIVES

CATEGORY	2021-22	CAREER
10+ points	-	29
20+ points	-	4
30+ points	-	-
5+ rebounds	-	15
10+ rebounds	-	1
2+ three-pointers	-	30
3+ assists	-	30
2+ steals	-	26
2+ blocks	-	-
Double-Doubles	-	1
Leading scorer	-	-
Leading rebounder	-	-
Assist leader	-	-
Record	3-1	40-35
Winning %	.750	.533

## COTTON'S CAREER STATS | ALL GAMES

YEAR	GP-GS	MIN/AVG	FG-FGA	PCT	3FG-3FGA	PCT	FT-FTA	PCT	O-D-T	AVG	PF-DQ	A	TO	S	B	TP/AVG
2017-18	29-6	595/20.5	59-163	.362	37-99	.374	56-74	.757	4-54-58	2.0	42-0	51	57	21	0	211/7.3
2019-20	33-27	859/26.0	96-237	.405	46-133	.346	46-54	.852	7-62-69	2.1	78-2	56	76	37	0	284/8.6
2020-21	16-16	476/29.8	54-156	.346	26-92	.283	17-23	.739	4-58-62	3.9	43-1	51	44	21	0	151/9.4
2021-22	3-0	14/4.7	0-0	.000	0-0	.000	5-6	.833	0-1-1	0.3	1-0	0	2	0	0	5/1.7
<b>TOTAL</b>	<b>81-49</b>	<b>1,944/24.0</b>	<b>209-556</b>	<b>.376</b>	<b>109-324</b>	<b>.336</b>	<b>124-157</b>	<b>.790</b>	<b>15-175-190</b>	<b>2.3</b>	<b>164-3</b>	<b>158</b>	<b>179</b>	<b>79</b>	<b>0</b>	<b>651/8.0</b>

## COTTON'S CAREER STATS | CONFERENCE GAMES

YEAR	GP-GS	MIN/AVG	FG-FGA	PCT	3FG-3FGA	PCT	FT-FTA	PCT	O-D-T	AVG	PF-DQ	A	TO	S	B	TP/AVG
2017-18	16-6	369/23.1	42-103	.408	26-66	.394	33-45	.733	3-34-37	2.3	24-0	21	29	13	0	143/8.9
2019-20	18-14	492/27.3	55-125	.440	25-64	.391	26-30	.867	5-29-34	1.9	44-1	28	37	23	0	161/8.9
2020-21	16-16	476/29.8	54-156	.346	26-92	.283	17-23	.739	4-58-62	3.9	43-1	51	44	21	0	151/9.4
2021-22	-	-	-	-	-	-	-	-	-	-	-	-	-	-	-	-
<b>TOTAL</b>	<b>50-36</b>	<b>1,337/26.7</b>	<b>151-384</b>	<b>.393</b>	<b>77-222</b>	<b>.347</b>	<b>76-98</b>	<b>.776</b>	<b>12-121-133</b>	<b>2.7</b>	<b>111-2</b>	<b>100</b>	<b>110</b>	<b>57</b>	<b>0</b>	<b>455/9.1</b>

## COTTON'S CAREER STATS | WAC GAMES

YEAR	GP-GS	MIN/AVG	FG-FGA	PCT	3FG-3FGA	PCT	FT-FTA	PCT	O-D-T	AVG	PF-DQ	A	TO	B	S	TP/AVG
2021-22	-	-	-	-	-	-	-	-	-	-	-	-	-	-	-	-
<b>TOTAL</b>	<b>-</b>	<b>-</b>	<b>-</b>	<b>-</b>	<b>-</b>	<b>-</b>	<b>-</b>	<b>-</b>	<b>-</b>	<b>-</b>	<b>-</b>	<b>-</b>	<b>-</b>	<b>-</b>	<b>-</b>	<b>-</b>



Stat	2021-22 Season High	Career High
Points	18, at UTEP, 12.3.21	18, at UTEP, 12.3.21
Rebounds	15, vs. Indiana State, 11.21.21	15, vs. Indiana State, 11.21.21
Off. Rebounds	2, 5x, last vs NM Highlands, 11.24.21	5, at Seattle U, 2/13/21
Def. Rebounds	13, vs. Indiana State, 11.21.21	13, vs. Indiana State, 11.21.21
Assists	5, vs. Indiana State, 11.21.21	5, vs. Indiana State, 11.21.21
Blocks	3, vs. New Mexico, 11.30.21	3, vs. New Mexico, 11.30.21
Steals	2, at Loyola Marymount, 12.11.21	2, at Loyola Marymount, 12.11.21
FGs Made	9, at UTEP, 12.3.21	9, at UTEP, 12.3.21
FGs Attempted	12, at UTEP, 12.3.21	12, at UTEP, 12.3.21
3FGs Made	1, vs. UC Irvine, 11.9.21	1, twice, last vs. UC Irvine, 11.9.21
3FGs Attempted	1, 5x, last at UTEP, 12.3.21	1, 6x, last at UTEP, 12.3.21
FTs Made	2, 4x, last vs. New Mexico, 11.30.21	3, Western New Mexico, 11/5/19
FTs Attempted	4, twice, last vs. New Mexico, 11.30.21	4, 3x, last vs. New Mexico, 11.30.21
Minutes	35, vs. New Mexico, 11.30.21	35, vs. New Mexico, 11.30.21

# WILL 13 McNAIR JR.

Redshirt Sophomore  
Forward • 6-10 • 277  
Philadelphia, Pa. | Martin Luther King HS



## 2021-22 SEASON HIGHLIGHTS

- Made the second start of his career in NM State's opener against UC Irvine (11.9).
- Set career-highs in defensive rebounds (seven) while matching career

bests in rebounds (eight), blocked shots (two), three-pointers made (one) and three-pointers attempted (one) against UC Irvine (11.9).

- Posted first double-double of his career with 12 points and a career-high 15 rebounds against Indiana State (11.21).

## 2021-22 GAME-BY-GAME STATS

Opponent	Date	GS	MIN	FG-A	PCT	3FG-A	PCT	FT-A	PCT	OFF	DEF	TOT	AVG	PF	FO	A	T/O	BLK	STL	PTS	AVG
UC Irvine	11/9	•	26	4-6	.667	1-1	1.000	1-1	1.000	1	7	8	8.0	2	-	2	1	2	0	10	10.0
UTEP	11/13	•	19	1-2	.500	0-1	.000	1-2	.500	2	3	5	6.5	3	-	1	1	0	0	3	6.5
vs. Davidson	11/18	•	25	2-4	.500	0-1	.000	2-2	1.000	2	5	7	6.7	3	-	1	0	2	1	6	6.3
vs. Utah State	11/19	•	18	1-5	.200	0-0	.000	0-0	.000	2	3	5	6.3	1	-	1	0	0	0	2	5.3
vs. Indiana State	11/21	•	27	5-6	.833	0-0	.000	2-2	1.000	2	13	15	8.0	1	-	5	1	0	0	12	6.6
New Mexico Highlands	11/24	•	17	3-3	1.000	0-0	.000	2-4	.500	2	0	2	7.0	2	-	2	1	0	1	8	6.8
New Mexico	11/30	•	35	6-10	.600	0-1	.000	2-4	.500	1	7	8	7.1	2	-	0	0	3	0	14	7.9
at UTEP	12/3	•	26	9-12	.750	0-1	.000	0-0	.000	0	1	1	6.4	2	-	0	1	0	0	18	9.1
at New Mexico	12/6	•	20	2-7	.286	0-0	.000	0-0	.000	0	4	4	6.0	0	-	0	0	2	1	4	8.6
at Loyola Marymount	12/11	•	25	2-3	.667	0-0	.000	0-0	.000	1	4	5	5.9	3	-	1	1	0	2	4	8.1
at Washington State	12/15	-	-	-	-	-	-	-	-	-	-	-	-	-	-	-	-	-	-	-	-
Northern New Mexico	12/18	-	-	-	-	-	-	-	-	-	-	-	-	-	-	-	-	-	-	-	-
UT Permian Basin	12/20	-	-	-	-	-	-	-	-	-	-	-	-	-	-	-	-	-	-	-	-
at Seattle U*	12/30	-	-	-	-	-	-	-	-	-	-	-	-	-	-	-	-	-	-	-	-
Chicago State*	1/1	-	-	-	-	-	-	-	-	-	-	-	-	-	-	-	-	-	-	-	-
at Lamar*	1/6	-	-	-	-	-	-	-	-	-	-	-	-	-	-	-	-	-	-	-	-
at UTRGV*	1/8	-	-	-	-	-	-	-	-	-	-	-	-	-	-	-	-	-	-	-	-
Tarleton*	1/13	-	-	-	-	-	-	-	-	-	-	-	-	-	-	-	-	-	-	-	-
Abilene Christian*	1/15	-	-	-	-	-	-	-	-	-	-	-	-	-	-	-	-	-	-	-	-
at Sam Houston*	1/20	-	-	-	-	-	-	-	-	-	-	-	-	-	-	-	-	-	-	-	-
at SFA*	1/22	-	-	-	-	-	-	-	-	-	-	-	-	-	-	-	-	-	-	-	-
Grand Canyon*	1/29	-	-	-	-	-	-	-	-	-	-	-	-	-	-	-	-	-	-	-	-
California Baptist*	2/3	-	-	-	-	-	-	-	-	-	-	-	-	-	-	-	-	-	-	-	-
Seattle U*	2/5	-	-	-	-	-	-	-	-	-	-	-	-	-	-	-	-	-	-	-	-
at Dixie State*	2/10	-	-	-	-	-	-	-	-	-	-	-	-	-	-	-	-	-	-	-	-
at Utah Valley*	2/12	-	-	-	-	-	-	-	-	-	-	-	-	-	-	-	-	-	-	-	-
Dixie State*	2/16	-	-	-	-	-	-	-	-	-	-	-	-	-	-	-	-	-	-	-	-
at Grand Canyon*	2/19	-	-	-	-	-	-	-	-	-	-	-	-	-	-	-	-	-	-	-	-
at Chicago State*	2/26	-	-	-	-	-	-	-	-	-	-	-	-	-	-	-	-	-	-	-	-
SFA*	3/2	-	-	-	-	-	-	-	-	-	-	-	-	-	-	-	-	-	-	-	-
Utah Valley*	3/5	-	-	-	-	-	-	-	-	-	-	-	-	-	-	-	-	-	-	-	-

## SUPERLATIVES

CATEGORY	2021-22	CAREER
10+ points	4	6
20+ points	-	-
30+ points	-	-
5+ rebounds	7	15
10+ rebounds	1	1
2+ three-pointers	-	-
3+ assists	1	1
2+ steals	1	1
2+ blocks	2	5
Double-Doubles	1	1
Leading scorer	-	-
Leading rebounder	1	-
Assist leader	-	-
Record	8-2	45-16
Winning %	.800	.741


## McNAIR JR'S CAREER STATS | ALL GAMES

YEAR	GP-GS	MIN/AVG	FG-FGA	PCT	3FG-3FGA	PCT	FT-FTA	PCT	O-D-T	AVG	PF-DQ	A	TO	S	B	TP/AVG
2019-20	28-0	229/8.2	21-36	.583	0-0	.000	7-11	.636	13-32-45	1.6	25-0	3	11	2	12	49/1.8
2020-21	20-1	261/13.1	27-47	.574	1-1	1.000	7-14	.500	21-43-64	3.2	32-0	5	16	4	9	62/3.1
2021-22	10-10	238/23.8	35-58	.603	1-5	.200	10-15	.667	13-46-59	5.9	19-0	13	6	5	9	81/8.1
<b>TOTAL</b>	<b>58-11</b>	<b>728/12.6</b>	<b>83-141</b>	<b>.589</b>	<b>2-6</b>	<b>.333</b>	<b>24-40</b>	<b>.600</b>	<b>47-122-169</b>	<b>2.9</b>	<b>76-0</b>	<b>21</b>	<b>33</b>	<b>11</b>	<b>30</b>	<b>192/3.3</b>

## McNAIR JR'S CAREER STATS | WAC GAMES

YEAR	GP-GS	MIN/AVG	FG-FGA	PCT	3FG-3FGA	PCT	FT-FTA	PCT	O-D-T	AVG	PF-DQ	A	TO	B	S	TP/AVG
2019-20	13-0	103/7.9	6-15	.400	0-0	.000	3-4	.750	3-12-15	1.2	15-0	2	6	5	1	15/1.2
2020-21	13-0	145/11.2	17-25	.680	1-1	1.000	4-8	.500	13-24-37	2.8	20-0	3	9	6	2	39/3.0
2021-22	-	-	-	-	-	-	-	-	-	-	-	-	-	-	-	-
<b>TOTAL</b>	<b>26-0</b>	<b>248/9.5</b>	<b>23-40</b>	<b>.575</b>	<b>1-1</b>	<b>1.000</b>	<b>7-12</b>	<b>.583</b>	<b>16-36-52</b>	<b>2.0</b>	<b>35-0</b>	<b>5</b>	<b>15</b>	<b>11</b>	<b>3</b>	<b>54/2.1</b>





# 15 MIKE PEAKE

**Sophomore**  
**Forward • 6-7 • 218**  
**Chicago, Ill. | Austin Peay**

Stat	2021-22 Season High	Career High
Points	8, vs. NM Highlands, 11.24.21	25, at Tennessee Tech, 2/25/21
Rebounds	4, at UTEP, 12.3.21	12, at Tennessee Tech, 2/25/21
Off. Rebounds	2, vs. NM Highlands, 11.24.21	4, twice, last vs. Eastern Illinois, 2/20/21
Def. Rebounds	3, at UTEP, 12.3.21	9, at Tennessee Tech, 2/25/21
Assists	1, 3x, last at New Mexico, 12.6.21	3, 3x, last at Jacksonville State, 2/27/21
Blocks	1, 4x, last at Loyola Marymount, 12.11.21	4, vs. Omaha, 11/25/20
Steals	1, 3x, last vs. NM Highlands, 11.24.21	3, at Morehead State, 2/6/21
FGs Made	3, at New Mexico, 12.6.21	11, at Tennessee Tech, 2/25/21
FGs Attempted	6, vs. NM Highlands, 11.24.21	14, at Tennessee Tech, 2/25/21
3FGs Made	2, vs. Davidson, 11.18.21	3, at Tennessee Tech, 2/25/21
3FGs Attempted	3, vs. NM Highlands, 11.24.21	4, twice, last at Tennessee Tech, 2/25/21
FTs Made	3, vs. NM Highlands, 11.24.21	8, twice, last vs. SIUE, 2/18/21
FTs Attempted	4, vs. NM Highlands, 11.24.21	10, vs. SIUE, 2/18/21
Minutes	26, vs. Utah State, 11.19.21	37, vs. Tennessee Tech, 1/21/21

## 2021-22 SEASON HIGHLIGHTS

- Played in his first game as an Aggie in the team's season opener against UC Irvine (11.9).

## 2021-22 GAME-BY-GAME STATS

Opponent	Date	GS	MIN	FG-A	PCT	3FG-A	PCT	FT-A	PCT	OFF	DEF	TOT	AVG	PF	FO	A	T/O	BLK	STL	PTS	AVG
UC Irvine	11/9	-	11	0-1	.000	0-1	.000	0-0	.000	0	2	2	2.0	1	-	0	0	0	0	0	0.0
UTEP	11/13	-	9	0-1	.000	0-0	.000	0-0	.000	0	1	1	1.5	1	-	0	2	0	0	0	0.0
vs. Davidson	11/18	-	16	2-2	1.000	2-2	1.000	0-1	.000	1	2	3	2.0	2	-	0	0	1	1	6	2.0
vs. Utah State	11/19	-	26	1-4	.250	1-2	.500	0-0	.000	1	1	2	2.0	1	-	1	0	0	1	3	2.3
vs. Indiana State	11/21	-	7	0-0	.000	0-0	.000	0-0	.000	0	1	1	1.8	0	-	0	0	0	0	0	1.8
New Mexico Highlands	11/24	-	18	2-6	.333	1-3	.333	3-4	.750	2	1	3	2.0	1	-	0	0	0	1	8	2.8
New Mexico	11/30	-	8	1-2	.500	1-2	.500	0-0	.000	0	0	0	1.7	3	-	0	0	0	0	3	2.9
at UTEP	12/3	-	14	1-2	.500	0-1	.000	0-1	.000	1	3	4	2.0	2	-	1	0	1	0	2	2.8
at New Mexico	12/6	-	20	3-4	.750	1-2	.500	0-0	.000	2	2	4	2.2	4	-	1	0	1	0	7	3.2
at Loyola Marymount	12/11	-	11	1-2	.500	0-1	.000	0-0	.000	0	1	1	2.1	2	-	0	1	1	0	2	3.1
at Washington State	12/15	-	-	-	-	-	-	-	-	-	-	-	-	-	-	-	-	-	-	-	-
Northern New Mexico	12/18	-	-	-	-	-	-	-	-	-	-	-	-	-	-	-	-	-	-	-	-
UT Permian Basin	12/20	-	-	-	-	-	-	-	-	-	-	-	-	-	-	-	-	-	-	-	-
at Seattle U*	12/30	-	-	-	-	-	-	-	-	-	-	-	-	-	-	-	-	-	-	-	-
Chicago State*	1/1	-	-	-	-	-	-	-	-	-	-	-	-	-	-	-	-	-	-	-	-
at Lamar*	1/6	-	-	-	-	-	-	-	-	-	-	-	-	-	-	-	-	-	-	-	-
at UTRGV*	1/8	-	-	-	-	-	-	-	-	-	-	-	-	-	-	-	-	-	-	-	-
Tarleton*	1/13	-	-	-	-	-	-	-	-	-	-	-	-	-	-	-	-	-	-	-	-
Abilene Christian*	1/15	-	-	-	-	-	-	-	-	-	-	-	-	-	-	-	-	-	-	-	-
at Sam Houston*	1/20	-	-	-	-	-	-	-	-	-	-	-	-	-	-	-	-	-	-	-	-
at SFA*	1/22	-	-	-	-	-	-	-	-	-	-	-	-	-	-	-	-	-	-	-	-
Grand Canyon*	1/29	-	-	-	-	-	-	-	-	-	-	-	-	-	-	-	-	-	-	-	-
California Baptist*	2/3	-	-	-	-	-	-	-	-	-	-	-	-	-	-	-	-	-	-	-	-
Seattle U*	2/5	-	-	-	-	-	-	-	-	-	-	-	-	-	-	-	-	-	-	-	-
at Dixie State*	2/10	-	-	-	-	-	-	-	-	-	-	-	-	-	-	-	-	-	-	-	-
at Utah Valley*	2/12	-	-	-	-	-	-	-	-	-	-	-	-	-	-	-	-	-	-	-	-
Dixie State*	2/16	-	-	-	-	-	-	-	-	-	-	-	-	-	-	-	-	-	-	-	-
at Grand Canyon*	2/19	-	-	-	-	-	-	-	-	-	-	-	-	-	-	-	-	-	-	-	-
at Chicago State*	2/26	-	-	-	-	-	-	-	-	-	-	-	-	-	-	-	-	-	-	-	-
SFA*	3/2	-	-	-	-	-	-	-	-	-	-	-	-	-	-	-	-	-	-	-	-
Utah Valley*	3/5	-	-	-	-	-	-	-	-	-	-	-	-	-	-	-	-	-	-	-	-

## SUPERLATIVES

CATEGORY	2021-22	CAREER
10+ points	-	15
20+ points	-	2
30+ points	-	-
5+ rebounds	-	18
10+ rebounds	-	2
2+ three-pointers	1	4
3+ assists	-	3
2+ steals	-	6
2+ blocks	-	4
Double-Doubles	-	2
Leading scorer	-	-
Leading rebounder	-	-
Assist leader	-	-
Record	8-2	38-30
Winning %	.800	.532

## PEAKE'S CAREER STATS | ALL GAMES

YEAR	GP-GS	MIN/AVG	FG-FGA	PCT	3FG-3FGA	PCT	FT-FTA	PCT	O-D-T	AVG	PF-DQ	A	TO	S	B	TP/AVG
2019-20	24-0	215/9.0	22-39	.564	1-11	.091	11-14	.786	13-34-47	2.0	25-0	1	14	3	6	56/2.3
2020-21	27-21	644/23.9	109-177	.616	17-37	.459	54-74	.730	51-92-143	5.3	64-1	22	31	22	15	289/10.7
2021-22	10-0	140/14.0	11-24	.458	6-14	.429	3-6	.500	7-14-21	2.1	17-0	3	3	3	4	31/3.1
<b>TOTAL</b>	<b>61-21</b>	<b>999/16.4</b>	<b>142-240</b>	<b>.592</b>	<b>24-62</b>	<b>.387</b>	<b>68-94</b>	<b>.723</b>	<b>71-140-211</b>	<b>3.5</b>	<b>106-1</b>	<b>26</b>	<b>48</b>	<b>28</b>	<b>25</b>	<b>376/6.2</b>

## PEAKE'S CAREER STATS | CONFERENCE GAMES

YEAR	GP-GS	MIN/AVG	FG-FGA	PCT	3FG-3FGA	PCT	FT-FTA	PCT	O-D-T	AVG	PF-DQ	A	TO	S	B	TP/AVG
2019-20	13-0	127/9.8	7-20	.350	0-9	.000	4-6	.667	3-21-24	1.8	13-0	1	7	2	4	18/1.4
2020-21	20-16	470/23.5	83-133	.624	13-29	.448	34-48	.708	41-61-102	5.1	47-1	13	23	17	7	213/10.7
2021-22	-	-	-	-	-	-	-	-	-	-	-	-	-	-	-	-
<b>TOTAL</b>	<b>33-16</b>	<b>597/18.1</b>	<b>90-153</b>	<b>.588</b>	<b>13-38</b>	<b>.342</b>	<b>38-54</b>	<b>.704</b>	<b>44-82-126</b>	<b>3.8</b>	<b>60-1</b>	<b>14</b>	<b>30</b>	<b>19</b>	<b>11</b>	<b>231/7.0</b>

## PEAKE'S CAREER STATS | WAC GAMES

YEAR	GP-GS	MIN/AVG	FG-FGA	PCT	3FG-3FGA	PCT	FT-FTA	PCT	O-D-T	AVG	PF-DQ	A	TO	B	S	TP/AVG
2021-22	-	-	-	-	-	-	-	-	-	-	-	-	-	-	-	-
<b>TOTAL</b>	<b>-</b>	<b>-</b>	<b>-</b>	<b>-</b>	<b>-</b>	<b>-</b>	<b>-</b>	<b>-</b>	<b>-</b>	<b>-</b>	<b>-</b>	<b>-</b>	<b>-</b>	<b>-</b>	<b>-</b>	<b>-</b>



Stat	2021-22 Season High	Career High
Points	3, vs. NM Highlands, 11.24.21	same
Rebounds	-	-
Off. Rebounds	-	-
Def. Rebounds	-	-
Assists	-	-
Blocks	-	-
Steals	-	-
FGs Made	1, vs. NM Highlands, 11.24.21	same
FGs Attempted	1, vs. NM Highlands, 11.24.21	same
3FGs Made	1, vs. NM Highlands, 11.24.21	same
3FGs Attempted	1, vs. NM Highlands, 11.24.21	same
FTs Made	-	-
FTs Attempted	-	-
Minutes	4, vs. NM Highlands, 11.24.21	same

# CAMERON<sup>20</sup> CRAWFORD

**Freshman**  
**Guard • 6-1 • 165**  
**Kirtland, N.M. | Kirtland HS**



## 2021-22 SEASON HIGHLIGHTS

- Debuted in the Aggies' win over New Mexico Highlands and hit the first field goal of his collegiate career - a three-pointer.

## 2021-22 GAME-BY-GAME STATS

Opponent	Date	GS	MIN	FG-A	PCT	3FG-A	PCT	FT-A	PCT	OFF	DEF	TOT	AVG	PF	FO	A	T/O	BLK	STL	PTS	AVG
UC Irvine	11/9	DNP	DNP	DNP	DNP	DNP	DNP	DNP	DNP	DNP	DNP	DNP	DNP	DNP	DNP	DNP	DNP	DNP	DNP	DNP	DNP
UTEP	11/13	DNP	DNP	DNP	DNP	DNP	DNP	DNP	DNP	DNP	DNP	DNP	DNP	DNP	DNP	DNP	DNP	DNP	DNP	DNP	DNP
vs. Davidson	11/18	DNP	DNP	DNP	DNP	DNP	DNP	DNP	DNP	DNP	DNP	DNP	DNP	DNP	DNP	DNP	DNP	DNP	DNP	DNP	DNP
vs. Utah State	11/19	DNP	DNP	DNP	DNP	DNP	DNP	DNP	DNP	DNP	DNP	DNP	DNP	DNP	DNP	DNP	DNP	DNP	DNP	DNP	DNP
vs. Indiana State	11/21	DNP	DNP	DNP	DNP	DNP	DNP	DNP	DNP	DNP	DNP	DNP	DNP	DNP	DNP	DNP	DNP	DNP	DNP	DNP	DNP
New Mexico Highlands	11/24	-	4	1-1	1.000	1-1	1.000	0-0	.000	0	0	0	0.0	0	-	0	0	0	0	3	3.0
New Mexico	11/30	DNP	DNP	DNP	DNP	DNP	DNP	DNP	DNP	DNP	DNP	DNP	DNP	DNP	DNP	DNP	DNP	DNP	DNP	DNP	DNP
at UTEP	12/3	DNP	DNP	DNP	DNP	DNP	DNP	DNP	DNP	DNP	DNP	DNP	DNP	DNP	DNP	DNP	DNP	DNP	DNP	DNP	DNP
at New Mexico	12/6	DNP	DNP	DNP	DNP	DNP	DNP	DNP	DNP	DNP	DNP	DNP	DNP	DNP	DNP	DNP	DNP	DNP	DNP	DNP	DNP
at Loyola Marymount	12/11	DNP	DNP	DNP	DNP	DNP	DNP	DNP	DNP	DNP	DNP	DNP	DNP	DNP	DNP	DNP	DNP	DNP	DNP	DNP	DNP
at Washington State	12/15	-	-	-	-	-	-	-	-	-	-	-	-	-	-	-	-	-	-	-	-
Northern New Mexico	12/18	-	-	-	-	-	-	-	-	-	-	-	-	-	-	-	-	-	-	-	-
UT Permian Basin	12/20	-	-	-	-	-	-	-	-	-	-	-	-	-	-	-	-	-	-	-	-
at Seattle U*	12/30	-	-	-	-	-	-	-	-	-	-	-	-	-	-	-	-	-	-	-	-
Chicago State*	1/1	-	-	-	-	-	-	-	-	-	-	-	-	-	-	-	-	-	-	-	-
at Lamar*	1/6	-	-	-	-	-	-	-	-	-	-	-	-	-	-	-	-	-	-	-	-
at UTRGV*	1/8	-	-	-	-	-	-	-	-	-	-	-	-	-	-	-	-	-	-	-	-
Tarleton*	1/13	-	-	-	-	-	-	-	-	-	-	-	-	-	-	-	-	-	-	-	-
Abilene Christian*	1/15	-	-	-	-	-	-	-	-	-	-	-	-	-	-	-	-	-	-	-	-
at Sam Houston*	1/20	-	-	-	-	-	-	-	-	-	-	-	-	-	-	-	-	-	-	-	-
at SFA*	1/22	-	-	-	-	-	-	-	-	-	-	-	-	-	-	-	-	-	-	-	-
Grand Canyon*	1/29	-	-	-	-	-	-	-	-	-	-	-	-	-	-	-	-	-	-	-	-
California Baptist*	2/3	-	-	-	-	-	-	-	-	-	-	-	-	-	-	-	-	-	-	-	-
Seattle U*	2/5	-	-	-	-	-	-	-	-	-	-	-	-	-	-	-	-	-	-	-	-
at Dixie State*	2/10	-	-	-	-	-	-	-	-	-	-	-	-	-	-	-	-	-	-	-	-
at Utah Valley*	2/12	-	-	-	-	-	-	-	-	-	-	-	-	-	-	-	-	-	-	-	-
Dixie State*	2/16	-	-	-	-	-	-	-	-	-	-	-	-	-	-	-	-	-	-	-	-
at Grand Canyon*	2/19	-	-	-	-	-	-	-	-	-	-	-	-	-	-	-	-	-	-	-	-
at Chicago State*	2/26	-	-	-	-	-	-	-	-	-	-	-	-	-	-	-	-	-	-	-	-
SFA*	3/2	-	-	-	-	-	-	-	-	-	-	-	-	-	-	-	-	-	-	-	-
Utah Valley*	3/5	-	-	-	-	-	-	-	-	-	-	-	-	-	-	-	-	-	-	-	-

## SUPERLATIVES

CATEGORY	2021-22	CAREER
10+ points	-	-
20+ points	-	-
30+ points	-	-
5+ rebounds	-	-
10+ rebounds	-	-
2+ three-pointers	-	-
3+ assists	-	-
2+ steals	-	-
2+ blocks	-	-
Double-Doubles	-	-
Leading scorer	-	-
Leading rebounder	-	-
Assist leader	-	-
Record	7-2	7-2
Winning %	.778	.778

## CRAWFORD'S CAREER STATS | ALL GAMES

YEAR	GP-GS	MIN/AVG	FG-FGA	PCT	3FG-3FGA	PCT	FT-FTA	PCT	O-D-T	AVG	PF-DQ	A	TO	B	S	TP/AVG
2021-22	1-0	4/4.0	1-1	1.000	1-1	1.000	0-0	.000	0-0-0	0.0	0-0	0	0	0	0	3/3.0
<b>TOTAL</b>	<b>1-0</b>	<b>4/4.0</b>	<b>1-1</b>	<b>1.000</b>	<b>1-1</b>	<b>1.000</b>	<b>0-0</b>	<b>.000</b>	<b>0-0-0</b>	<b>0.0</b>	<b>0-0</b>	<b>0</b>	<b>0</b>	<b>0</b>	<b>0</b>	<b>3/3.0</b>

## CRAWFORD'S CAREER STATS | WAC GAMES

YEAR	GP-GS	MIN/AVG	FG-FGA	PCT	3FG-3FGA	PCT	FT-FTA	PCT	O-D-T	AVG	PF-DQ	A	TO	B	S	TP/AVG
2021-22	-	-	-	-	-	-	-	-	-	-	-	-	-	-	-	-
<b>TOTAL</b>	<b>-</b>	<b>-</b>	<b>-</b>	<b>-</b>	<b>-</b>	<b>-</b>	<b>-</b>	<b>-</b>	<b>-</b>	<b>-</b>	<b>-</b>	<b>-</b>	<b>-</b>	<b>-</b>	<b>-</b>	<b>-</b>



# 23 LEVAR WILLIAMS

**Sophomore****Guard • 6-1 • 190****Hyde Park, Mass. | Indian Hills CC**

Stat	2021-22 Season High	Career High (DI only)
Points	13, vs. Utah State, 11.19.21	13, vs. Utah State, 11.19.21
Rebounds	2, vs. Indiana State, 11.21.21	5, at Army, 12/14/19
Off. Rebounds	-	2, at Army, 12/14/19
Def. Rebounds	2, vs. Indiana State, 11.21.21	3, at Army, 12/14/19
Assists	2, at New Mexico, 12.6.21	2, 4x, last at New Mexico, 12.6.21
Blocks	-	1, 4x, last vs. Jacksonville, 2/8/20
Steals	1, twice, last at Loyola Marymount, 12.11.21	3, at Stetson, 1/23/20
FGs Made	4, vs. Utah State, 11.19.21	4, twice, last vs. Utah State, 11.19.21
FGs Attempted	6, vs. Utah State, 11.19.21	7, twice, last at Stetson, 1/23/20
3FGs Made	4, vs. Utah State, 11.19.21	4, vs. Utah State, 11.19.21
3FGs Attempted	6, vs. Utah State, 11.19.21	6, vs. Utah State, 11.19.21
FTs Made	2, vs. New Mexico, 11.30.21	7, vs. Stetson, 2/20/20
FTs Attempted	2, 3x, last vs. New Mexico, 11.30.21	9, vs. Stetson, 2/20/20
Minutes	18, vs. Indiana State, 11.21.21	25, at North Alabama, 2/27/20

**2021-22 SEASON HIGHLIGHTS**

- Played in his first game as an Aggie in the team's season opener against UC Irvine (11.9).

## 2021-22 GAME-BY-GAME STATS

Opponent	Date	GS	MIN	FG-A	PCT	3FG-A	PCT	FT-A	PCT	OFF	DEF	TOT	AVG	PF	FO	A	T/O	BLK	STL	PTS	AVG
UC Irvine	11/9	-	6	0-0	.000	0-0	.000	0-0	.000	0	0	0	0.0	0	-	0	0	0	0	0	0.0
UTEP	11/13	-	4	0-0	.000	0-0	.000	0-2	.000	0	0	0	0.0	0	-	0	0	0	0	0	0.0
vs. Davidson	11/18	DNP	DNP	DNP	DNP	DNP	DNP	DNP	DNP	DNP	DNP	DNP	DNP	DNP	DNP	DNP	DNP	DNP	DNP	DNP	DNP
vs. Utah State	11/19	-	9	4-6	.667	4-6	.667	1-1	1.000	0	1	1	0.3	0	-	0	0	0	0	13	4.3
vs. Indiana State	11/21	-	18	1-5	.200	1-5	.200	0-0	.000	0	2	2	0.8	2	-	0	0	0	0	3	4.0
New Mexico Highlands	11/24	-	13	2-5	.400	2-5	.400	1-2	.500	0	0	0	0.6	3	-	1	0	0	0	7	4.6
New Mexico	11/30	-	14	2-3	.667	2-3	.667	2-2	1.000	0	1	1	0.7	1	-	1	0	0	0	8	5.2
at UTEP	12/3	-	3	0-0	.000	0-0	.000	0-0	.000	0	0	0	0.6	0	-	0	0	0	0	0	4.4
at New Mexico	12/6	-	13	0-2	.000	0-2	.000	0-0	.000	0	0	0	0.5	2	-	2	0	0	1	0	3.9
at Loyola Marymount	12/11	-	9	0-2	.000	0-2	.000	0-0	.000	0	1	1	0.6	2	-	1	0	0	1	0	3.4
at Washington State	12/15	-	-	-	-	-	-	-	-	-	-	-	-	-	-	-	-	-	-	-	-
Northern New Mexico	12/18	-	-	-	-	-	-	-	-	-	-	-	-	-	-	-	-	-	-	-	-
UT Permian Basin	12/20	-	-	-	-	-	-	-	-	-	-	-	-	-	-	-	-	-	-	-	-
at Seattle U*	12/30	-	-	-	-	-	-	-	-	-	-	-	-	-	-	-	-	-	-	-	-
Chicago State*	1/1	-	-	-	-	-	-	-	-	-	-	-	-	-	-	-	-	-	-	-	-
at Lamar*	1/6	-	-	-	-	-	-	-	-	-	-	-	-	-	-	-	-	-	-	-	-
at UTRGV*	1/8	-	-	-	-	-	-	-	-	-	-	-	-	-	-	-	-	-	-	-	-
Tarleton*	1/13	-	-	-	-	-	-	-	-	-	-	-	-	-	-	-	-	-	-	-	-
Abilene Christian*	1/15	-	-	-	-	-	-	-	-	-	-	-	-	-	-	-	-	-	-	-	-
at Sam Houston*	1/20	-	-	-	-	-	-	-	-	-	-	-	-	-	-	-	-	-	-	-	-
at SFA*	1/22	-	-	-	-	-	-	-	-	-	-	-	-	-	-	-	-	-	-	-	-
Grand Canyon*	1/29	-	-	-	-	-	-	-	-	-	-	-	-	-	-	-	-	-	-	-	-
California Baptist*	2/3	-	-	-	-	-	-	-	-	-	-	-	-	-	-	-	-	-	-	-	-
Seattle U*	2/5	-	-	-	-	-	-	-	-	-	-	-	-	-	-	-	-	-	-	-	-
at Dixie State*	2/10	-	-	-	-	-	-	-	-	-	-	-	-	-	-	-	-	-	-	-	-
at Utah Valley*	2/12	-	-	-	-	-	-	-	-	-	-	-	-	-	-	-	-	-	-	-	-
Dixie State*	2/16	-	-	-	-	-	-	-	-	-	-	-	-	-	-	-	-	-	-	-	-
at Grand Canyon*	2/19	-	-	-	-	-	-	-	-	-	-	-	-	-	-	-	-	-	-	-	-
at Chicago State*	2/26	-	-	-	-	-	-	-	-	-	-	-	-	-	-	-	-	-	-	-	-
SFA*	3/2	-	-	-	-	-	-	-	-	-	-	-	-	-	-	-	-	-	-	-	-
Utah Valley*	3/5	-	-	-	-	-	-	-	-	-	-	-	-	-	-	-	-	-	-	-	-

**SUPERLATIVES**

CATEGORY	2021-22	CAREER
10+ points	1	4
20+ points	-	-
30+ points	-	-
5+ rebounds	-	1
10+ rebounds	-	-
2+ three-pointers	2	5
3+ assists	-	-
2+ steals	-	2
2+ blocks	-	-
Double-Doubles	-	-
Leading scorer	-	-
Leading rebounder	-	-
Assist leader	-	-
Record	8-2	16-23
Winning %	.800	.333

## WILLIAMS' CAREER STATS | ALL GAMES (DI ONLY)

YEAR	GP-GS	MIN/AVG	FG-FGA	PCT	3FG-3FGA	PCT	FT-FTA	PCT	O-D-T	AVG	PF-DQ	A	TO	S	B	TP/AVG
2019-20	28-0	323/11.5	33-92	.359	17-63	.270	18-26	.692	7-19-26	0.9	46-0	12	25	7	4	101/3.6
2021-22	9-0	89/9.9	9-23	.391	9-23	.391	4-7	.571	0-5-5	0.6	10-0	5	0	2	0	31/3.4
<b>TOTAL</b>	<b>37-0</b>	<b>412/11.1</b>	<b>42-115</b>	<b>.365</b>	<b>26-86</b>	<b>.302</b>	<b>22-33</b>	<b>.667</b>	<b>7-24-31</b>	<b>0.8</b>	<b>56-0</b>	<b>17</b>	<b>25</b>	<b>9</b>	<b>4</b>	<b>132/3.6</b>

## WILLIAMS' CAREER STATS | CONFERENCE GAMES (DI ONLY)

YEAR	GP-GS	MIN/AVG	FG-FGA	PCT	3FG-3FGA	PCT	FT-FTA	PCT	O-D-T	AVG	PF-DQ	A	TO	S	B	TP/AVG
2019-20	14-0	151/10.8	17-40	.425	9-27	.333	16-23	.696	3-10-13	0.9	20-0	7	10	4	1	59/4.2
2021-22	-	-	-	-	-	-	-	-	-	-	-	-	-	-	-	-
<b>TOTAL</b>	<b>14-0</b>	<b>151/10.8</b>	<b>17-40</b>	<b>.425</b>	<b>9-27</b>	<b>.333</b>	<b>16-23</b>	<b>.696</b>	<b>3-10-13</b>	<b>0.9</b>	<b>20-0</b>	<b>7</b>	<b>10</b>	<b>4</b>	<b>1</b>	<b>59/4.2</b>

## WILLIAMS' CAREER STATS | WAC GAMES

YEAR	GP-GS	MIN/AVG	FG-FGA	PCT	3FG-3FGA	PCT	FT-FTA	PCT	O-D-T	AVG	PF-DQ	A	TO	B	S	TP/AVG
2021-22	-	-	-	-	-	-	-	-	-	-	-	-	-	-	-	-
<b>TOTAL</b>	<b>-</b>	<b>-</b>	<b>-</b>	<b>-</b>	<b>-</b>	<b>-</b>	<b>-</b>	<b>-</b>	<b>-</b>	<b>-</b>	<b>-</b>	<b>-</b>	<b>-</b>	<b>-</b>	<b>-</b>	<b>-</b>





# 25 JORGE MORENO

Freshman

Forward • 6-10 • 273

Cananea, Sonora, Mexico | Strength 'n Motion International

Stat	2021-22 Season High	Career High
Points	none	none
Rebounds	none	none
Off. Rebounds	none	none
Def. Rebounds	none	none
Assists	none	none
Blocks	none	none
Steals	none	none
FGs Made	none	none
FGs Attempted	none	none
3FGs Made	none	none
3FGs Attempted	none	none
FTs Made	none	none
FTs Attempted	none	none
Minutes	none	none

## 2021-22 SEASON HIGHLIGHTS

## 2021-22 GAME-BY-GAME STATS

Opponent	Date	GS	MIN	FG-A	PCT	3FG-A	PCT	FT-A	PCT	OFF	DEF	TOT	AVG	PF	FO	A	T/O	BLK	STL	PTS	AVG
UC Irvine	11/9	DNP	DNP	DNP	DNP	DNP	DNP	DNP	DNP	DNP	DNP	DNP	DNP	DNP	DNP	DNP	DNP	DNP	DNP	DNP	DNP
UTEP	11/13	DNP	DNP	DNP	DNP	DNP	DNP	DNP	DNP	DNP	DNP	DNP	DNP	DNP	DNP	DNP	DNP	DNP	DNP	DNP	DNP
vs. Davidson	11/18	DNP	DNP	DNP	DNP	DNP	DNP	DNP	DNP	DNP	DNP	DNP	DNP	DNP	DNP	DNP	DNP	DNP	DNP	DNP	DNP
vs. Utah State	11/19	DNP	DNP	DNP	DNP	DNP	DNP	DNP	DNP	DNP	DNP	DNP	DNP	DNP	DNP	DNP	DNP	DNP	DNP	DNP	DNP
vs. Indiana State	11/21	DNP	DNP	DNP	DNP	DNP	DNP	DNP	DNP	DNP	DNP	DNP	DNP	DNP	DNP	DNP	DNP	DNP	DNP	DNP	DNP
New Mexico Highlands	11/24	DNP	DNP	DNP	DNP	DNP	DNP	DNP	DNP	DNP	DNP	DNP	DNP	DNP	DNP	DNP	DNP	DNP	DNP	DNP	DNP
New Mexico	11/30	DNP	DNP	DNP	DNP	DNP	DNP	DNP	DNP	DNP	DNP	DNP	DNP	DNP	DNP	DNP	DNP	DNP	DNP	DNP	DNP
at UTEP	12/3	DNP	DNP	DNP	DNP	DNP	DNP	DNP	DNP	DNP	DNP	DNP	DNP	DNP	DNP	DNP	DNP	DNP	DNP	DNP	DNP
at New Mexico	12/6	DNP	DNP	DNP	DNP	DNP	DNP	DNP	DNP	DNP	DNP	DNP	DNP	DNP	DNP	DNP	DNP	DNP	DNP	DNP	DNP
at Loyola Marymount	12/11	DNP	DNP	DNP	DNP	DNP	DNP	DNP	DNP	DNP	DNP	DNP	DNP	DNP	DNP	DNP	DNP	DNP	DNP	DNP	DNP
at Washington State	12/15	-	-	-	-	-	-	-	-	-	-	-	-	-	-	-	-	-	-	-	-
Northern New Mexico	12/18	-	-	-	-	-	-	-	-	-	-	-	-	-	-	-	-	-	-	-	-
UT Permian Basin	12/20	-	-	-	-	-	-	-	-	-	-	-	-	-	-	-	-	-	-	-	-
at Seattle U*	12/30	-	-	-	-	-	-	-	-	-	-	-	-	-	-	-	-	-	-	-	-
Chicago State*	1/1	-	-	-	-	-	-	-	-	-	-	-	-	-	-	-	-	-	-	-	-
at Lamar*	1/6	-	-	-	-	-	-	-	-	-	-	-	-	-	-	-	-	-	-	-	-
at UTRGV*	1/8	-	-	-	-	-	-	-	-	-	-	-	-	-	-	-	-	-	-	-	-
Tarleton*	1/13	-	-	-	-	-	-	-	-	-	-	-	-	-	-	-	-	-	-	-	-
Abilene Christian*	1/15	-	-	-	-	-	-	-	-	-	-	-	-	-	-	-	-	-	-	-	-
at Sam Houston*	1/20	-	-	-	-	-	-	-	-	-	-	-	-	-	-	-	-	-	-	-	-
at SFA*	1/22	-	-	-	-	-	-	-	-	-	-	-	-	-	-	-	-	-	-	-	-
Grand Canyon*	1/29	-	-	-	-	-	-	-	-	-	-	-	-	-	-	-	-	-	-	-	-
California Baptist*	2/3	-	-	-	-	-	-	-	-	-	-	-	-	-	-	-	-	-	-	-	-
Seattle U*	2/5	-	-	-	-	-	-	-	-	-	-	-	-	-	-	-	-	-	-	-	-
at Dixie State*	2/10	-	-	-	-	-	-	-	-	-	-	-	-	-	-	-	-	-	-	-	-
at Utah Valley*	2/12	-	-	-	-	-	-	-	-	-	-	-	-	-	-	-	-	-	-	-	-
Dixie State*	2/16	-	-	-	-	-	-	-	-	-	-	-	-	-	-	-	-	-	-	-	-
at Grand Canyon*	2/19	-	-	-	-	-	-	-	-	-	-	-	-	-	-	-	-	-	-	-	-
at Chicago State*	2/26	-	-	-	-	-	-	-	-	-	-	-	-	-	-	-	-	-	-	-	-
SFA*	3/2	-	-	-	-	-	-	-	-	-	-	-	-	-	-	-	-	-	-	-	-
Utah Valley*	3/5	-	-	-	-	-	-	-	-	-	-	-	-	-	-	-	-	-	-	-	-

## SUPERLATIVES

CATEGORY	2021-22	CAREER
10+ points	-	-
20+ points	-	-
30+ points	-	-
5+ rebounds	-	-
10+ rebounds	-	-
2+ three-pointers	-	-
3+ assists	-	-
2+ steals	-	-
2+ blocks	-	-
Double-Doubles	-	-
Leading scorer	-	-
Leading rebounder	-	-
Assist leader	-	-
Record	6-2	6-2
Winning %	.750	.750

## MORENO'S CAREER STATS | ALL GAMES

YEAR	GP-GS	MIN/AVG	FG-FGA	PCT	3FG-3FGA	PCT	FT-FTA	PCT	O-D-T	AVG	PF-DQ	A	TO	B	S	TP/AVG
2021-22	-	-	-	-	-	-	-	-	-	-	-	-	-	-	-	-
TOTAL	-	-	-	-	-	-	-	-	-	-	-	-	-	-	-	-

## MORENO'S CAREER STATS | WAC GAMES

YEAR	GP-GS	MIN/AVG	FG-FGA	PCT	3FG-3FGA	PCT	FT-FTA	PCT	O-D-T	AVG	PF-DQ	A	TO	B	S	TP/AVG
2021-22	-	-	-	-	-	-	-	-	-	-	-	-	-	-	-	-
TOTAL	-	-	-	-	-	-	-	-	-	-	-	-	-	-	-	-



# 35 JOHNNY McCANTS

**Redshirt Senior**  
**Forward • 6-7 • 229**  
**Las Cruces, N.M. | Oñate HS**

Stat	2021-22 Season High	Career High
Points	18, vs. NM Highlands, 11.24.21	19, at CSUN, 12/28/20
Rebounds	9, vs. UTEP, 11.13.21	18, vs. Seattle U, 2/13/20
Off. Rebounds	4, at Loyola Marymount, 12.11.21	10, 2x, last at Dixie State, 3/5/21
Def. Rebounds	8, twice, last vs. UTEP, 11.13.21	14, vs. Seattle U, 2/13/20
Assists	5, vs. Davidson, 11.18.21	5, 4x, last vs. Davidson, 11.18.21
Blocks	4, vs. UC Irvine, 11.9.21	4, vs. UC Irvine, 11.9.21
Steals	2, vs. NM Highlands, 11.24.21	5, at Dixie State, 3/6/21
FGs Made	7, vs. NM Highlands, 11.24.21	7, 5x, last at Tarleton State, 2/26/21
FGs Attempted	11, vs. NM Highlands, 11.24.21	14, 2x, last vs. Seattle U, 2/13/20
3FGs Made	3, vs. NM Highlands, 11.24.21	5, at CSUN, 12/28/20
3FGs Attempted	7, vs. NM Highlands, 11.24.21	10, at CSUN, 12/28/20
FTs Made	4, at Loyola Marymount, 12.11.21	8, at Seattle U, 2/13/21
FTs Attempted	6, at Loyola Marymount, 12.11.21	10, 2x, last at Seattle U, 2/13/21
Minutes	31, at Loyola Marymount, 12.11.21	36, vs. Seattle U, 2/13/20

Highlands which signified his 100th win in an NM State uniform (11.24).

## 2021-22 SEASON HIGHLIGHTS

- Preseason All-WAC Second Team selection (Coaches and Media)
- Posted a career-high four blocked shots in NM State's season opener against UC Irvine (11.9).
- Finished one point shy of his career-high in scoring in a 94-67 win over New Mexico

## 2021-22 GAME-BY-GAME STATS

Opponent	Date	GS	MIN	FG-A	PCT	3FG-A	PCT	FT-A	PCT	OFF	DEF	TOT	AVG	PF	FO	A	T/O	BLK	STL	PTS	AVG
UC Irvine	11/9	•	30	1-3	.333	0-1	.000	2-2	1.000	0	8	8	8.0	2	-	2	1	4	0	4	4.0
UTEP	11/13	•	26	2-5	.400	0-2	.000	2-4	.500	1	8	9	8.5	1	-	2	0	1	0	6	5.0
vs. Davidson	11/18	•	27	5-8	.625	1-3	.333	0-1	.000	1	2	3	6.7	2	-	5	4	1	1	11	7.0
vs. Utah State	11/19	•	19	1-2	.500	1-2	.500	2-2	1.000	0	0	0	5.0	3	-	0	1	1	0	5	6.5
vs. Indiana State	11/21	•	23	4-7	.571	1-4	.250	1-1	1.000	1	5	6	5.2	2	-	2	1	1	0	10	7.2
New Mexico Highlands	11/24	•	25	7-11	.636	3-7	.429	1-2	.500	3	4	7	5.5	0	-	2	2	0	2	18	9.0
New Mexico	11/30	•	13	2-2	1.000	0-0	.000	0-0	.000	0	2	2	5.0	5	•	0	0	0	0	4	8.3
at UTEP	12/3	•	30	5-6	.833	0-1	.000	0-2	.000	1	3	4	4.9	1	-	3	2	3	1	10	8.5
at New Mexico	12/6	•	26	6-9	.667	0-1	.000	0-1	.000	1	3	4	4.8	4	-	4	2	1	0	12	8.9
at Loyola Marymount	12/11	•	31	2-5	.400	0-1	.000	4-6	.667	4	3	7	5.0	3	-	2	4	3	0	8	8.8
at Washington State	12/15	-	-	-	-	-	-	-	-	-	-	-	-	-	-	-	-	-	-	-	-
Northern New Mexico	12/18	-	-	-	-	-	-	-	-	-	-	-	-	-	-	-	-	-	-	-	-
UT Permian Basin	12/20	-	-	-	-	-	-	-	-	-	-	-	-	-	-	-	-	-	-	-	-
at Seattle U*	12/30	-	-	-	-	-	-	-	-	-	-	-	-	-	-	-	-	-	-	-	-
Chicago State*	1/1	-	-	-	-	-	-	-	-	-	-	-	-	-	-	-	-	-	-	-	-
at Lamar*	1/6	-	-	-	-	-	-	-	-	-	-	-	-	-	-	-	-	-	-	-	-
at UTRGV*	1/8	-	-	-	-	-	-	-	-	-	-	-	-	-	-	-	-	-	-	-	-
Tarleton*	1/13	-	-	-	-	-	-	-	-	-	-	-	-	-	-	-	-	-	-	-	-
Abilene Christian*	1/15	-	-	-	-	-	-	-	-	-	-	-	-	-	-	-	-	-	-	-	-
at Sam Houston*	1/20	-	-	-	-	-	-	-	-	-	-	-	-	-	-	-	-	-	-	-	-
at SFA*	1/22	-	-	-	-	-	-	-	-	-	-	-	-	-	-	-	-	-	-	-	-
Grand Canyon*	1/29	-	-	-	-	-	-	-	-	-	-	-	-	-	-	-	-	-	-	-	-
California Baptist*	2/3	-	-	-	-	-	-	-	-	-	-	-	-	-	-	-	-	-	-	-	-
Seattle U*	2/5	-	-	-	-	-	-	-	-	-	-	-	-	-	-	-	-	-	-	-	-
at Dixie State*	2/10	-	-	-	-	-	-	-	-	-	-	-	-	-	-	-	-	-	-	-	-
at Utah Valley*	2/12	-	-	-	-	-	-	-	-	-	-	-	-	-	-	-	-	-	-	-	-
Dixie State*	2/16	-	-	-	-	-	-	-	-	-	-	-	-	-	-	-	-	-	-	-	-
at Grand Canyon*	2/19	-	-	-	-	-	-	-	-	-	-	-	-	-	-	-	-	-	-	-	-
at Chicago State*	2/26	-	-	-	-	-	-	-	-	-	-	-	-	-	-	-	-	-	-	-	-
SFA*	3/2	-	-	-	-	-	-	-	-	-	-	-	-	-	-	-	-	-	-	-	-
Utah Valley*	3/5	-	-	-	-	-	-	-	-	-	-	-	-	-	-	-	-	-	-	-	-

## SUPERLATIVES

CATEGORY	2021-22	CAREER
10+ points	5	34
20+ points	-	-
30+ points	-	-
5+ rebounds	5	70
10+ rebounds	-	7
2+ three-pointers	-	16
3+ assists	3	17
2+ steals	1	14
2+ blocks	3	22
Double-Doubles	-	3
Leading scorer	-	-
Leading rebounder	2	-
Assist leader	-	-
Record	8-2	103-27
Winning %	.800	.794

## McCANTS' CAREER STATS | ALL GAMES

YEAR	GP-GS	MIN/AVG	FG-FGA	PCT	3FG-3FGA	PCT	FT-FTA	PCT	O-D-T	AVG	PF-DQ	A	TO	S	B	TP/AVG
2017-18	34-1	522/15.4	61-107	.570	0-4	.000	14-38	.368	57-89-146	4.3	56-0	14	22	13	24	136/4.0
2018-19	31-3	559/18.0	74-111	.667	10-29	.345	35-69	.507	62-86-148	4.8	69-0	20	34	13	24	193/6.2
2019-20	30-18	772/25.7	108-188	.574	28-70	.400	31-61	.508	61-123-184	6.1	52-2	58	38	31	14	275/9.2
2020-21	20-18	506/25.3	64-138	.464	24-71	.338	48-71	.676	58-64-122	6.1	50-2	36	29	18	17	200/10.0
2021-22	10-10	250/25.0	35-58	.603	6-22	.273	12-21	.571	12-38-50	5.0	23-1	22	17	4	15	88/8.8
<b>TOTAL</b>	<b>125-50</b>	<b>2609/20.9</b>	<b>342-602</b>	<b>.568</b>	<b>68-196</b>	<b>.347</b>	<b>140-260</b>	<b>.538</b>	<b>250-400-650</b>	<b>5.2</b>	<b>250-5</b>	<b>150</b>	<b>140</b>	<b>79</b>	<b>94</b>	<b>892/7.1</b>

## McCANTS' CAREER STATS | WAC GAMES

YEAR	GP-GS	MIN/AVG	FG-FGA	PCT	3FG-3FGA	PCT	FT-FTA	PCT	O-D-T	AVG	PF-DQ	A	TO	B	S	TP/AVG
2017-18	14-1	200/14.3	29-50	.580	0-2	.000	3-13	.231	22-36-58	4.1	19-0	6	5	12	4	61/4.4
2018-19	16-3	301/18.8	46-65	.708	6-14	.429	19-39	.487	31-45-76	4.8	39-0	8	20	9	5	117/7.3
2019-20	16-15	467/29.2	61-103	.592	15-40	.375	27-40	.675	41-75-116	7.3	26-0	43	16	6	16	164/10.3
2020-21	13-11	328/25.2	41-87	.471	14-42	.333	36-51	.706	42-30-72	5.5	33-1	21	20	11	15	132/10.2
2021-22	-	-	-	-	-	-	-	-	-	-	-	-	-	-	-	-
<b>TOTAL</b>	<b>59-30</b>	<b>1296/22.0</b>	<b>177-305</b>	<b>.580</b>	<b>35-98</b>	<b>.357</b>	<b>85-143</b>	<b>.594</b>	<b>136-186-321</b>	<b>5.4</b>	<b>113-1</b>	<b>77</b>	<b>59</b>	<b>38</b>	<b>39</b>	<b>474/8.0</b>



# 42 YUAT ALOK

Graduate Student  
Forward • 6-11 • 211  
Aukland, New Zealand | Coppin State

Stat	2021-22 Season High	Career High (DI only)
Points	19, at New Mexico, 12.6.21	19, at New Mexico, 12.6.21
Rebounds	4, twice, last at New Mexico, 12.6.21	11, vs. Morgan State, 3/12/21
Off. Rebounds	2, at New Mexico, 12.6.21	3, vs. Morgan State, 2/2/21
Def. Rebounds	3, twice, last vs. Utah State, 11.19.21	9, vs. Morgan State, 3/12/21
Assists	4, vs. Utah State, 11.19.21	4, vs. Utah State, 11.19.21
Blocks	1, 5x, last at Loyola Marymount, 12.11.21	4, at Norfolk State, 2/7/21
Steals	1, vs. Utah State, 11.19.21	1, 4x, last vs. Utah State, 11.19.21
FGs Made	9, at New Mexico, 12.6.21	9, at New Mexico, 12.6.21
FGs Attempted	13, at New Mexico, 12.6.21	13, at New Mexico, 12.6.21
3FGs Made	1, twice, last vs. Utah State, 11.19.21	2, twice, last vs. Morgan State, 3/12/21
3FGs Attempted	3, vs. Utah State, 11.19.21	4, vs. Morgan State, 3/12/21
FTs Made	1, at New Mexico, 12.6.21	3, 3x, last vs. Morgan State, 2/2/21
FTs Attempted	2, at New Mexico, 12.6.21	6, vs. Morgan State, 2/2/21
Minutes	22, vs. Utah State, 11.19.21	25, twice, last vs. Morgan State, 2/2/21

## 2021-22 SEASON HIGHLIGHTS

- Played in his first game as an Aggie in the team's season opener against UC Irvine (11.9).
- Matched his career high in assists (one) to go along with a season-high 13

points on 6-of-8 shooting against UTEP (11.13).

- Missed NM State's game against New Mexico Highlands after being placed in concussion protocol (11.24).
- Scored career-high 19 points in road win at New Mexico (12.6).

## 2021-22 GAME-BY-GAME STATS

Opponent	Date	GS	MIN	FG-A	PCT	3FG-A	PCT	FT-A	PCT	OFF	DEF	TOT	AVG	PF	FO	A	T/O	BLK	STL	PTS	AVG
UC Irvine	11/9	-	2	0-1	.000	0-0	.000	0-0	.000	0	0	0	0.0	1	-	0	0	0	0	0	0.0
UTEP	11/13	-	14	6-8	.750	1-2	.500	0-0	.000	1	3	4	2.0	1	-	1	1	1	0	13	6.5
vs. Davidson	11/18	-	7	0-2	.000	0-0	.000	0-0	.000	1	1	2	2.0	2	-	0	0	0	0	0	4.3
vs. Utah State	11/19	-	22	2-6	.333	1-3	.333	0-0	.000	0	3	3	2.3	1	-	4	0	1	1	5	4.5
vs. Indiana State	11/21	-	8	1-2	.500	0-0	.000	0-0	.000	0	0	0	1.8	2	-	1	0	1	0	2	4.0
New Mexico Highlands	11/24	DNP	DNP	DNP	DNP	DNP	DNP	DNP	DNP	DNP	DNP	DNP	DNP	DNP	DNP	DNP	DNP	DNP	DNP	DNP	DNP
New Mexico	11/30	-	5	0-1	.000	0-1	.000	0-0	.000	0	2	2	1.8	0	-	0	0	0	0	0	3.3
at UTEP	12/3	-	6	1-3	.333	0-0	.000	0-0	.000	1	0	1	1.7	1	-	0	0	0	0	2	3.1
at New Mexico	12/6	-	18	9-13	.692	0-1	.000	1-2	.500	2	2	4	2.0	3	-	0	0	1	0	19	5.1
at Loyola Marymount	12/11	-	13	2-4	.500	0-0	.000	0-0	.000	1	1	2	2.0	1	-	1	1	1	0	4	5.0
at Washington State	12/15	-	-	-	-	-	-	-	-	-	-	-	-	-	-	-	-	-	-	-	-
Northern New Mexico	12/18	-	-	-	-	-	-	-	-	-	-	-	-	-	-	-	-	-	-	-	-
UT Permian Basin	12/20	-	-	-	-	-	-	-	-	-	-	-	-	-	-	-	-	-	-	-	-
at Seattle U*	12/30	-	-	-	-	-	-	-	-	-	-	-	-	-	-	-	-	-	-	-	-
Chicago State*	1/1	-	-	-	-	-	-	-	-	-	-	-	-	-	-	-	-	-	-	-	-
at Lamar*	1/6	-	-	-	-	-	-	-	-	-	-	-	-	-	-	-	-	-	-	-	-
at UTRGV*	1/8	-	-	-	-	-	-	-	-	-	-	-	-	-	-	-	-	-	-	-	-
Tarleton*	1/13	-	-	-	-	-	-	-	-	-	-	-	-	-	-	-	-	-	-	-	-
Abilene Christian*	1/15	-	-	-	-	-	-	-	-	-	-	-	-	-	-	-	-	-	-	-	-
at Sam Houston*	1/20	-	-	-	-	-	-	-	-	-	-	-	-	-	-	-	-	-	-	-	-
at SFA*	1/22	-	-	-	-	-	-	-	-	-	-	-	-	-	-	-	-	-	-	-	-
Grand Canyon*	1/29	-	-	-	-	-	-	-	-	-	-	-	-	-	-	-	-	-	-	-	-
California Baptist*	2/3	-	-	-	-	-	-	-	-	-	-	-	-	-	-	-	-	-	-	-	-
Seattle U*	2/5	-	-	-	-	-	-	-	-	-	-	-	-	-	-	-	-	-	-	-	-
at Dixie State*	2/10	-	-	-	-	-	-	-	-	-	-	-	-	-	-	-	-	-	-	-	-
at Utah Valley*	2/12	-	-	-	-	-	-	-	-	-	-	-	-	-	-	-	-	-	-	-	-
Dixie State*	2/16	-	-	-	-	-	-	-	-	-	-	-	-	-	-	-	-	-	-	-	-
at Grand Canyon*	2/19	-	-	-	-	-	-	-	-	-	-	-	-	-	-	-	-	-	-	-	-
at Chicago State*	2/26	-	-	-	-	-	-	-	-	-	-	-	-	-	-	-	-	-	-	-	-
SFA*	3/2	-	-	-	-	-	-	-	-	-	-	-	-	-	-	-	-	-	-	-	-
Utah Valley*	3/5	-	-	-	-	-	-	-	-	-	-	-	-	-	-	-	-	-	-	-	-

## SUPERLATIVES

CATEGORY	2021-22	CAREER
10+ points	2	9
20+ points	-	-
30+ points	-	-
5+ rebounds	-	9
10+ rebounds	-	1
2+ three-pointers	-	3
3+ assists	1	1
2+ steals	-	-
2+ blocks	-	2
Double-Doubles	-	1
Leading scorer	-	-
Leading rebounder	-	-
Assist leader	-	-
Record	8-2	23-8
Winning %	.800	.720

## ALOK'S CAREER STATS | ALL GAMES (DI ONLY)

YEAR	GP-GS	MIN/AVG	FG-FGA	PCT	3FG-3FGA	PCT	FT-FTA	PCT	O-D-T	AVG	PF-DQ	A	TO	S	B	TP/AVG
2018-19	10-0	131/13.1	13-30	.433	0-0	.000	7-9	.778	4-21-25	2.5	29-1	2	14	0	3	33/3.3
2020-21	11-11	229/20.8	42-75	.560	9-22	.409	11-19	.579	17-48-65	5.9	39-4	8	33	3	10	104/9.5
2021-22	9-0	95/10.6	21-40	.525	2-7	.286	1-2	.500	6-12-18	2.0	12-0	7	2	1	5	45/5.0
<b>TOTAL</b>	<b>30-11</b>	<b>455/15.2</b>	<b>76-145</b>	<b>.524</b>	<b>11-29</b>	<b>.379</b>	<b>19-30</b>	<b>.633</b>	<b>27-81-108</b>	<b>3.6</b>	<b>80-5</b>	<b>17</b>	<b>49</b>	<b>4</b>	<b>18</b>	<b>182/6.1</b>

## ALOK'S CAREER STATS | CONFERENCE GAMES (DI ONLY)

YEAR	GP-GS	MIN/AVG	FG-FGA	PCT	3FG-3FGA	PCT	FT-FTA	PCT	O-D-T	AVG	PF-DQ	A	TO	S	B	TP/AVG
2018-19	-	-	-	-	-	-	-	-	-	-	-	-	-	-	-	-
2020-21	10-10	205/20.5	35-65	.538	7-18	.389	10-17	.588	15-39-54	5.4	34-3	7	27	3	9	87/8.7
2021-22	-	-	-	-	-	-	-	-	-	-	-	-	-	-	-	-
<b>TOTAL</b>	<b>10-10</b>	<b>205/20.5</b>	<b>35-65</b>	<b>.538</b>	<b>7-18</b>	<b>.389</b>	<b>10-17</b>	<b>.588</b>	<b>15-39-54</b>	<b>5.4</b>	<b>34-3</b>	<b>7</b>	<b>27</b>	<b>3</b>	<b>9</b>	<b>87/8.7</b>

## ALOK'S CAREER STATS | WAC GAMES

YEAR	GP-GS	MIN/AVG	FG-FGA	PCT	3FG-3FGA	PCT	FT-FTA	PCT	O-D-T	AVG	PF-DQ	A	TO	B	S	TP/AVG
2021-22	-	-	-	-	-	-	-	-	-	-	-	-	-	-	-	-
<b>TOTAL</b>	<b>--</b>	<b>--</b>	<b>--</b>	<b>--</b>	<b>--</b>	<b>--</b>	<b>--</b>	<b>--</b>	<b>--</b>	<b>--</b>	<b>--</b>	<b>--</b>	<b>--</b>	<b>--</b>	<b>--</b>	<b>--</b>





# 2021-22 NM STATE AGGIES



0

**G | TEDDY ALLEN**  
6-6 | 212 | R-Jr. |  
Phoenix, Ariz.  
Boys Town HS | Nebraska



1

**F | MARCHELUS AVERY**  
6-8 | 205 | Fr. | Rich-  
mond, Va.  
Central Pointe Post Grad | Northwest Florida State



2

**F | DONNIE TILLMAN**  
6-7 | 225 | Sr. | Detroit,  
Mich.  
Findlay Prep | UNLV



3

**G | NATE PRYOR**  
6-3 | 175 | Jr. | Seattle,  
Wash.  
West Seattle HS | Washington



4

**G | MARIO McKINNEY JR.**  
6-1 | 175 | So. | St.  
Louis, Mo.  
Vashon HS | John A. Logan College



5

**G | CLAYTON HENRY**  
6-4 | 201 | R-Sr. | Cal-  
gary, Alberta, Canada  
Bishop McNally HS | Palm Beach State



10

**G | SIR'JABARI RICE**  
6-4 | 180 | R-Jr. |  
Houston, Texas  
Fort Bend Marshall HS



12

**G | VIRSHON COTTON**  
6-2 | 171 | Jr. | Milwau-  
kee, Wis.  
Hillcrest Prep Academy | LIU



13

**F | WILL McNAIR JR.**  
6-10 | 277 | R-So. |  
Philadelphia, Pa.  
Martin Luther King HS



15

**F | MIKE PEAKE**  
6-7 | 218 | So. |  
Chicago, Ill.  
Blue Valley Northwest (Kan.) HS | Austin Peay



20

**G | CAMERON CRAWFORD**  
6-1 | 165 | Fr. | Kirt-  
land, N.M.  
Kirtland HS



23

**G | LEVAR WILLIAMS**  
6-1 | 190 | So. | Hyde  
Park, Mass.  
Burke HS | Indian Hills CC



25

**F | JORGE MORENO**  
6-10 | 273 | Fr. | Cana-  
nea, Sonora, Mexico  
Strength 'n Motion International




35

**F | JOHNNY McCANTS**  
6-7 | 229 | R-Sr. | Las  
Cruces, N.M.  
Oñate HS



42

**F | YUAT ALOK**  
6-11 | 211 | Gr. | Auk-  
land, New Zealand  
Impact Academy (Fla.) | Coppin State



--

**F | SHAKIRU ODUNEWU**  
6-10 | 255 | Fr. | Provi-  
dence, R.I.  
Universal Academy



--

**G | KIRAN OLIVER**  
6-3 | 185 | Fr. | Chica-  
go, Ill.  
PHH Prep




NM STATE

**CHRIS JANS**  
Head Coach  
Fifth Season  
Loras College, 1991



NM STATE

**JAMES MILLER**  
Associate Head Coach  
Fourth Season  
Colorado State, 2005



NM STATE

**DAVID ANWAR**  
Assistant Coach  
Fifth Season  
Fitchburg State, 1998



NM STATE

**DOMINIQUE TAYLOR**  
Assistant Coach  
First Season  
Texas A&M-Corpus Christi, 2007



NM STATE

**SEAN McCLURG**  
Dir. of Basketball Operations  
Fourth Season  
Virginia Tech, 2017



NM STATE

**RIAN STUBBS**  
Video Coordinator  
Second Season  
Hardin-Simmons, 2010



NM STATE

**DARIN "DG" GRAHAM**  
Director of Player Development  
First Season  
Cal State San Bernardino, 2004



NM STATE

**TAYLOR JENKINS**  
Strength & Conditioning  
First Season  
Southeastern Louisiana, 2015



NM STATE

**MIKE ANDERSON**  
Athletic Trainer  
Third Season  
Cal Poly Pomona, 1998

