



2017 NM STATE BASEBALL

1815 Wells Street | Stan Fulton Athletic Center | Las Cruces, NM 88003 | @NMStateBaseball | NMStateSports.com

3 NCAA TOURNAMENT APPEARANCES | 1 CONFERENCE CHAMPIONSHIPS | 13 ALL-AMERICANS | 61 MLB DRAFT PICKS | 5 MLB PLAYERS

2017 SCHEDULE

FEBRUARY (5-4)

FRI. 17	BRYANT	PRESLEY ASKEW FIELD	L, 6-3
SAT. 18	BRYANT (DH)	PRESLEY ASKEW FIELD	L, 13-7 / W, 4-3
SUN. 19	BRYANT	PRESLEY ASKEW FIELD	W, 4-3
TUES. 21	at #21 TEXAS TECH	LUBBOCK, TEXAS	L, 16-1
FRI. 24	MOUNT SAINT MARY'S	PRESLEY ASKEW FIELD	W, 13-2
SAT. 25	MOUNT SAINT MARY'S (DH)	PRESLEY ASKEW FIELD	W, 6-3 / W, 25-4
SUN. 26	MOUNT SAINT MARY'S	PRESLEY ASKEW FIELD	W, 29-1
TUES. 28	at ARIZONA STATE	PHOENIX, ARIZ.	L, 12-5

MARCH (9-8)

FRI. 3	YALE	PRESLEY ASKEW FIELD	L, 3-1
SAT. 4	YALE (DH)	PRESLEY ASKEW FIELD	W, 16-5 / W, 7-3
SUN. 5	YALE*	PRESLEY ASKEW FIELD	W, 18-5
TUES. 7	NEW MEXICO*	EL PASO, TEXAS	L, 8-2
FRI. 10	at UTAH*	SALT LAKE CITY, UTAH	L, 5-1
SAT. 11	at UTAH*	SALT LAKE CITY, UTAH	L, 5-1
SUN. 12	at UTAH*	SALT LAKE CITY, UTAH	W, 3-0
TUES. 14	at BYU*	PROVO, UTAH	W, 8-6
MON. 20	at BENEDICTINE U. at MESA (DH)	MESA, ARIZ.	W, 8-6 / W, 10-7
TUES. 21	at #9 ARIZONA*	TUCSON, ARIZ.	L, 6-3
FRI. 24	at UC SANTA BARBARA	SANTA BARBARA, CALIF.	W, 7-3
SAT. 25	at UC SANTA BARBARA	SANTA BARBARA, CALIF.	L, 8-0
SUN. 26	at UC SANTA BARBARA	SANTA BARBARA, CALIF.	L, 7-2
TUES. 28	NEW MEXICO*	PRESLEY ASKEW FIELD	L, 5-3
FRI. 31	at SEATTLE U* @	SEATTLE, WASH.	W, 6-2

APRIL (2-0)

SAT. 1	at SEATTLE U*	SEATTLE, WASH.	W, 8-5
SUN. 2	at SEATTLE U*	SEATTLE, WASH.	W, 6-4
TUES. 4	TEXAS TECH	PRESLEY ASKEW FIELD	2 P.M.
FRI. 7	UT RIO GRANDE VALLEY*	PRESLEY ASKEW FIELD	6 P.M.
SAT. 8	UT RIO GRANDE VALLEY*	PRESLEY ASKEW FIELD	2 P.M.
SUN. 9	UT RIO GRANDE VALLEY*	PRESLEY ASKEW FIELD	NOON
THURS. 13	at SACRAMENTO STATE*	SACRAMENTO, CALIF.	7 P.M.
FRI. 14	at SACRAMENTO STATE*	SACRAMENTO, CALIF.	7 P.M.
SAT. 15	at SACRAMENTO STATE*	SACRAMENTO, CALIF.	1 P.M.
TUES. 18	vs. TEXAS TECH*	MIDLAND, TEXAS	6 P.M.
FRI. 21	NORTHERN COLORADO*	PRESLEY ASKEW FIELD	6 P.M.
SAT. 22	NORTHERN COLORADO**	PRESLEY ASKEW FIELD	2 P.M.
SUN. 23	NORTHERN COLORADO*	PRESLEY ASKEW FIELD	NOON
TUES. 25	at ARIZONA	TUCSON, ARIZ.	7 P.M.
FRI. 28	GRAND CANYON*	PRESLEY ASKEW FIELD	6 P.M.
SAT. 29	GRAND CANYON**	PRESLEY ASKEW FIELD	2 P.M.
SUN. 30	GRAND CANYON*	PRESLEY ASKEW FIELD	NOON

MAY (0-0)

TUES. 2	at NEW MEXICO	ALBUQUERQUE, N.M.	6 P.M.
FRI. 5	at UTAH VALLEY*	OREM, UTAH	6 P.M.
SAT. 6	at UTAH VALLEY*	OREM, UTAH	6 P.M.
SUN. 7	at UTAH VALLEY*	OREM, UTAH	NOON
FRI. 12	at CHICAGO STATE*	CHICAGO, ILL.	5 P.M.
SAT. 13	at CHICAGO STATE*	CHICAGO, ILL.	2 P.M.
SUN. 14	at CHICAGO STATE*	CHICAGO, ILL.	11 A.M.
THURS. 18	CSU BAKERSFIELD*	PRESLEY ASKEW FIELD	6 P.M.
FRI. 19	CSU BAKERSFIELD*	PRESLEY ASKEW FIELD	6 P.M.
SAT. 20	CSU BAKERSFIELD*	PRESLEY ASKEW FIELD	NOON

WAC TOURNAMENT

WED. 24	TBD (GAMES 1-2)	MESA, ARIZ.	3/7 P.M.
THURS. 25	TBD (GAMES 3-5)	MESA, ARIZ.	TBD
FRI. 26	TBD (GAMES 6-8)	MESA, ARIZ.	TBD
SAT. 27	TBD (GAMES 9-10)	MESA, ARIZ.	3/7 P.M.
SUN. 28	TBD (GAME 11 IF NECESSARY)	MESA, ARIZ.	NOON

JUNE (0-0)

NCAA TOURNAMENT

2-4	NCAA REGIONALS	TBD	TBD
9-11	NCAA SUPER REGIONALS	TBD	TBD
17-28	COLLEGE WORLD SERIES	OMAHA, NEB.	TBD

ALL TIMES MOUNTAIN

DATE/TIMES SUBJECT TO CHANGE

%PLAYED AT SOUTHWEST UNIVERSITY PARK

HOME GAMES LISTED IN BOLD

#PLAYED AT SECURITY BANK BALLPARK

*DENOTES WAC GAME

60 DENOTES PAC-12 LIVE STREAM

**DENOTES AGGIEVISION GAME

\$DENOTES BYU TV

@WAC DIGITAL NETWORK GAME

2017 WAC STANDINGS (THRU 4/3/17)

2017 WAC STANDINGS (Thru 4/27/17)									
	WAC				OVERALL				
	W	L	GB		W	L	T	STR	
1. GRAND CANYON	6	0	--		12	14	0	W3	
2. NM STATE	0	0	--		17	12	0	W3	
3. UTAH VALLEY	4	2	--		9	17	0	W1	
4. CHICAGO STATE	2	1	--		6	19	0	L5	
5. NORTHERN COLORADO	3	3	--		11	15	0	L3	
6. UT RIO GRANDE VALLEY	2	4	--		18	14	0	L5	
7. SACRAMENTO STATE	2	4	--		14	12	0	L1	
8. CSU BAKERSFIELD	1	5	--		12	11	0	L2	
9. SEATTLE U	1	5	--		8	18	0	L4	

AGGIE BASEBALL GAME NOTES

NEW MEXICO STATE

Aggies



Twitter: @NMStateBaseball

Overall: 17-12

Conference: 3-0 WAC

Home: 9-4

Away: 6-7

Neutral: 2-1

TEXAS TECH

Red Raiders



Twitter: @TTU_Baseball

Overall: 25-6

Conference: 4-2 B12

Home: 13-1

Away: 8-3

Neutral: 4-2

ALL-TIME SERIES INFORMATION

Series Record.....	NM State trails 45-17
in Las Cruces, N.M.....	NM State leads 7-5
in Lubbock, Texas.....	Texas Tech leads 38-6
Streak.....	Texas Tech won 1
Longest Streak.....	Texas Tech won 12-straight
Last NM State Win.....	3/1/16 at Texas Tech (W, 7-6)
Last Texas Tech Win.....	2/21/17 at #21 Texas Tech (16-1)


STADIUM INFORMATION

Presley Askew Field Capacity: 1,000
Playing Surface Field Turf & Natural Grass Outfield (Bermuda)
Left: 345 Center: 400 Right: 345 Alleys: 385

MIDWEEK MATCH-UP

TUESDAY, APRIL 4, 2017

FIRST PITCH.....	2 P.M.
TELEVISION.....	LIVE-STREAM (AGGIE ALL-ACCESS)
RADIO.....	NONE
LIVE STATS.....	NMSTATE.STATBROADCAST.COM
NM STATE STARTER.....	CHRIS KUCKO, RHP, (0-0, 7.00 ERA)
TEXAS TECH STARTER.....	TBD
WEATHER.....	74°, 0% CHANCE OF RAIN, WNW 20-40 MPH



CHRIS KUCKO

0-0, 7.00 ERA
9.0 IP, 17H, 9R, 7ER, 6BB, 8K

VERSUS



TBD



BY THE NUMBERS...

Aggies.....	Red Raiders
29.....	Games Played..... 31
.316.....	Batting Avg..... 288
.474.....	Slugging Pct..... 427
.430.....	OBP..... 451
223.....	Runs..... 201
322.....	Hits..... 302
113.....	Walks..... 132
15-23.....	SB-ATT..... 33-41
56.....	Doubles..... 63
15.....	Triples..... 10
25.....	Home Runs..... 21
96.....	Extra Base Hits..... 94
36.....	Errors..... 21
.967.....	Fielding Pct..... 982

PITCHING STATS

4.82.....	ERA..... 3.15
229.....	Strikeouts..... 267
121.....	Walks..... 127
28.....	WP..... 19
3.....	Pick-Offs..... 5
0.....	Complete Games..... 0
1.....	Shutouts..... 0
8.2.....	K/9IP..... 8.7
16.....	HBP..... 31
30-40.....	SB-ATT..... 34-43

Leading Off...

■ NM State was one of four WAC teams to open the conference season with a 3-game sweep of its opponent. Of the four (Northern Colorado, Grand Canyon, Utah Valley, NM State) teams, only the Wolverines and Aggies were able to do it on the road.

■ Seattle U (1-5) and Sacramento State (2-4), who were predicted to finish 1st and 3rd in the preseason polls, are a combined 3-9 so far in WAC play and sit in the bottom half of the standings.

■ Through two weeks of conference play, only Grand Canyon (6-0) and New Mexico State (3-0) remain undefeated.

■ The Aggies have outscored opponents so far this season 223-160 while hitting .316 as a team with 96 extra-base hits.

■ NM State is ranked in the top-25 nationally in the following categories...

NM State (Rk).....	Category.....	NCAA
.316 (11th).....	Batting Avg.....	340
322 (9th).....	Hits.....	354
15 (5th).....	Triples.....	23
43 (13th).....	Hit by Pitch.....	58
.474 (23rd).....	Slugging %.....	534
.403 (21st).....	OB %.....	435
223 (15th).....	Runs.....	263
7.7 (22nd).....	Scoring.....	9.0

■ A couple players also rank nationally in single game highs for...

Rank	Category	Player (Stat)
19th	HR	Tristen Carranza (9)
20th	Slugging %	Tristen Carranza (.728)
11th	Triples	Brent Sakurai (4)



2017 NM STATE BASEBALL ROSTER

NUMERICAL		
No.	NAME	Pos.
1.	MARCUS STILL	OF
3.	GREG POPYLISEN	OF
5.	BRENT SAKURAI	INF
6.	DAVID BELLAMY	OF
7.	CHRIS BUTCHER	RHP
8.	ANDY FRAKES	RHP
9.	JARON BALMAN	OF
10.	TREY STINE	INF
11.	LJ HATCH	INF
12.	CHRIS KUCKO	RHP
13.	AUSTIN BOTELLO	OF
14.	GABE CASTILLO	C
15.	STEVEN BUTTS	LHP
16.	ALEX REYES	INF/RHP
17.	RUGER RODRIGUEZ	RHP
18.	ROMAN TRUJILLO	INF
19.	CHANCE HROCH	RHP
20.	DALTON SHALBERG	RHP
21.	MATTHEW MCHUGH	RHP
23.	DAN HETZEL	OF
24.	MARCEL RENTERIA	RHP
25.	MASON FISHBACK	C
26.	JASON BUSH	C
27.	TRISTEN CARRANZA	INF
28.	JONATHAN GROFF	LHP
29.	DANTE MARTINEZ	LHP
30.	CALEB HENDERSON	INF
32.	KODY JONES	LHP
33.	KEATEN GRAF	RHP
34.	CARLOS ARELLANO	INF/RHP
35.	BRIAN KISER	OF
36.	JOEY ORTIZ	INF
37.	JOSEPH STANDLEY	LHP
38.	KYLE BRADISH	RHP
39.	MATTHEW PEREA	LHP
40.	MATHEW MUNDEN	RHP
41.	AUSTIN BRYAN	LHP
44.	COOPER WILLIAMS	INF/LHP
50.	BRETT WORTHEN	RHP

STATE BREAKDOWN	
ARIZONA.....	8
CALIFORNIA.....	8
TEXAS.....	7
NEW MEXICO.....	5
COLORADO.....	3
KANSAS.....	3
HAWAII.....	1
LOUISIANA.....	1
MISSOURI.....	1
NEW YORK.....	1
OREGON.....	1

CLASS BREAKDOWN	
SENIOR.....	15
JUNIOR.....	9
SOPHOMORE.....	7
FRESHMAN.....	8

PITCHERS							
No.	NAME	Pos.	B/T	Ht.	Wt.	CLASS	HOMETOWN/PREVIOUS SCHOOL/HIGH SCHOOL
7.	CHRIS BUTCHER	RHP	R/R	6-1	165	Sr.	RANCHO CUCAMONGA, CALIF./RIO HONDO COLLEGE/LOS OSOS HS
8.	ANDY FRAKES	RHP	R/R	5-11	195	Sr.	SHERMAN OAKS, CALIF./GLENDALE CC/CRESPI CARMELITE HS
12.	CHRIS KUCKO	RHP	R/R	5-11	180	Sr.	SAHUARITA, ARIZ./PIMA CC/SAHUARITA HS
15.	STEVEN BUTTS	LHP	L/L	5-10	180	So.	GLENDALE, ARIZ./NORTHWEST CHRISTIAN HS
16.	ALEX REYES	RHP/INF	R/R	6-1	190	So.	EL PASO, TEXAS/EL DORADO HS
17.	RUGER RODRIGUEZ	RHP	R/R	6-3	205	Sr.	LOS CHAVEZ, N.M./NEW MEXICO MILITARY INSTITUTE/LOS LUNAS HS
19.	CHANCE HROCH	RHP	R/R	6-2	170	Fr.	TEMECULA, CALIF./VISTA MURRIETA HS
20.	DALTON SHALBERG	RHP	R/R	6-5	200	Sr.	LAKIN, KAN./GARDEN CITY CC/LAKIN HS
21.	MATTHEW MCHUGH	RHP	R/R	6-3	210	Sr.	LEAWOOD, KAN./JOHNSON CITY CC/BLUE VALLEY NORTH HS
24.	MARCEL RENTERIA	RHP	R/R	5-11	185	Sr.	NOGALES, ARIZ./PIMA CC/NOGALES HS
28.	JONATHAN GROFF	LHP	L/L	5-9	190	Jr.	CASTROVILLE, TEXAS/TYLER CC/MEDIA VALLEY HS
29.	DANTE MARTINEZ	LHP	L/L	5-10	195	Fr.	EL PASO, TEXAS/EL DORADO HS
32.	KODY JONES	LHP	L/L	6-11	210	Jr.	PRESCOTT, ARIZ./NEW MEXICO MILITARY INSTITUTE/BROADSHAW MOUNTAIN HS
33.	KEATEN GRAF	RHP	R/R	6-2	195	Jr.	WAVERLY, MO./JOHNSON COUNTY CC/SANTA FE HS
34.	CARLOS ARELLANO	RHP/INF	R/R	5-10	155	Fr.	CALEXICO, CALIF./CALEXICO HS
37.	JOSEPH STANDLEY	LHP	L/L	6-0	195	Fr.	ALBUQUERQUE, N.M./HOPE CHRISTIAN SCHOOL
38.	KYLE BRADISH	RHP	R/R	6-4	190	So.	GOODYEAR, ARIZ./MILLENNIUM HS
39.	MATTHEW PEREA	LHP	L/L	6-0	175	Jr.	SOCORRO, TEXAS/DODGE CITY CC/CATHEDRAL HS
40.	MATHEW MUNDEN	RHP	R/R	5-10	180	So.	EL PASO, TEXAS/CORNADO HS
41.	AUSTIN BRYAN	LHP	L/L	5-10	185	Fr.	SAHUARITA, ARIZ./SAHUARITA HS
44.	COOPER WILLIAMS	LHP/INF	L/L	6-1	220	Fr.	GILBERT, ARIZ./CAMPO VERDE HS
50.	BRETT WORTHEN	RHP	R/R	5-11	165	Sr.	ALBUQUERQUE, N.M./NEW MEXICO JC/LA CUEVA HS

INFELDERS							
No.	NAME	Pos.	B/T	Ht.	Wt.	CLASS	HOMETOWN/PREVIOUS SCHOOL/HIGH SCHOOL
5.	BRENT SAKURAI	INF	R/R	5-10	170	Sr.	AIEA, HAWAII/GLENDALE CC/MID PACIFIC INSTITUTE
10.	TREY STINE	INF	R/R	5-11	190	Sr.	TUCSON, ARIZ./PIMA CC/IRONWOOD RIDGE HS
11.	LJ HATCH	INF	R/R	5-11	180	Sr.	SHAWNEE, KAN./JOHNSON COUNTY CC/MILL VALLEY HS
16.	ALEX REYES	INF/RHP	R/R	6-1	190	So.	EL PASO, TEXAS/EL DORADO HS
18.	ROMAN TRUJILLO	INF	R/R	5-10	165	So.	LAS CRUCES, N.M./DNATE HS
27.	TRISTEN CARRANZA	INF	R/R	5-11	210	So.	EL CENTRO, CALIF./BRAWLEY HS
30.	CALEB HENDERSON	INF	R/R	6-4	220	Jr.	CONIFER, COLO./CENTRAL ARIZONA CC/CONIFER HS
34.	CARLOS ARELLANO	INF/RHP	R/R	5-10	155	Fr.	CALEXICO, CALIF./CALEXICO HS
36.	JOEY ORTIZ	INF	R/R	5-11	160	Fr.	GARDEN GROVE, CALIF./PACIFICA
44.	COOPER WILLIAMS	INF/LHP	L/L	6-1	220	Fr.	GILBERT, ARIZ./CAMPO VERDE HS

OUTFIELDERS							
No.	NAME	Pos.	B/T	Ht.	Wt.	CLASS	HOMETOWN/PREVIOUS SCHOOL/HIGH SCHOOL
1.	MARCUS STILL	OF	R/R	5-10	180	Jr.	NEW ORLEANS, LA./SCOTTSDALE CC/QUEEN CREEK HS
3.	GREG POPYLISEN	OF	R/R	6-1	170	Sr.	HIGHLANDS RANCH, COLO./EL PASO CC/VALDOR CHRISTIAN HS
6.	DAVID BELLAMY	OF	L/R	6-0	185	Jr.	EUGENE, ORE./LANE CC/SHELDON HS
9.	JARON BALMAN	OF	L/R	6-2	225	Sr.	ERIE, COLO./NORTHEASTERN JC/FREDERICK HS
13.	AUSTIN BOTELLO	OF	L/L	5-9	190	Sr.	GALVESTON, TEXAS/NEW MEXICO JC/CLEAR SPRINGS HS
23.	DAN HETZEL	OF	R/R	6-1	220	Sr.	LONG ISLAND, N.Y./COCHISE CC/SACHEM EAST HS
35.	BRIAN KISER	OF	R/R	6-0	185	Jr.	EL PASO, TEXAS/SOUTH MOUNTAIN CC/EASTWOOD HS

CATCHERS							
No.	NAME	Pos.	B/T	Ht.	Wt.	CLASS	HOMETOWN/PREVIOUS SCHOOL/HIGH SCHOOL
14.	GABE CASTILLO	C	R/R	5-10	195	Fr.	LAS CRUCES, N.M./MAYFIELD HS
25.	MASON FISHBACK	C	R/R	6-1	190	RJr.	RANCHO CUCAMONGA, CALIF./RIVERSIDE CC/RANCHO CUCAMONGA HS
26.	JASON BUSH	C	L/R	6-2	170	So.	CARLSBAD, CALIF./CYPRESS HS

COACHING STAFF							
No.	NAME	Pos.	B/T	Ht.	Wt.	CLASS	HOMETOWN/PREVIOUS SCHOOL/HIGH SCHOOL
14.	GABE CASTILLO	C	R/R	5-10	195	Fr.	LAS CRUCES, N.M./MAYFIELD HS
25.	MASON FISHBACK	C	R/R	6-1	190	RJr.	RANCHO CUCAMONGA, CALIF./RIVERSIDE CC/RANCHO CUCAMONGA HS
26.	JASON BUSH	C	L/R	6-2	170	So.	CARLSBAD, CALIF./CYPRESS HS

PRONUNCIATION GUIDE			
CARLOS ARELLANO.....	ARE-RAY-YAWN-NO	ANDY FRAKES.....	RHYMES WITH BRAKES
JARON BALMAN.....	JAIR-RUN BALL-MIN	KEATEN GRAF.....	GRAPH
DAVID BELLAMY.....	BELL-UH-MEE	JONATHAN GROFF.....	GROW-FF
AUSTIN BOTELLO.....	BUH-TELL-OH	CHANCE HROCH.....	ROACH
KYLE BRADISH.....	BRAD-DISH	BRIAN KISER.....	KAI-ZER
TRISTIAN CARRANZA.....	CUH-RON-ZA	CHRIS KUCKO.....	KOOKS-GO
GABE CASTILLO.....	CAST-TEE-YO	DANTE MARTINEZ.....	DAWN-TAY
MATHEW MUNDEN.....	MUN-BEN		
MATTHEW PEREA.....	PER-RAY-UH		
GREG POPYLISEN.....	POPPA-LISTEN		
RUGER RODRIGUEZ.....	ROO-GRR		
BRENT SAKURAI.....	SACK-UH-RYE		
DALTON SHALBERG.....	SHAWL-BERG		
ROMAN TRUJILLO.....	TRUE-HE-YO		



Brian Green enters his third season as the head coach of his alma mater after being named the 10th head coach in New Mexico State baseball history on Friday, July 25, 2014.

In just his second season, Green helped guide the Aggies to the best win improvement in all of college baseball. The turnaround was a few wins shy of the biggest turnaround in NCAA history. After compiling a record of 11-38-1 in 2015, Green and the Aggies finished 2016 with a record of 34-23. Among the 34 wins was an early March road upset of nationally ranked and eventual College World Series participant, Texas Tech.

In the offseason leading up to the 2016 campaign, Green and his staff were recognized for having the 37th-best recruiting class in the country as rated by Collegiate Baseball. The recruiting class included a pair of 2016 MLB draft picks in Joe Galindo (13th round) and Tyler Erwin (23rd round). Both of the draft picks were only juniors and had just concluded their first year with the Aggies. Green didn't stop there as Collegiate Baseball ranked their 2017 recruiting class 33rd best in the country, marking the 12th-consecutive year he has racked up a ranked class from a national publication.

Green mentored five players from the 2016 roster that earned all-conference honors at the conclusion of the 2016 regular season – including Johnson, the Western Athletic Conference Player of the Year.

Johnson was the easy choice for WAC Player of the Year after batting .382 with 12 home runs and 50 runs batted in. He also recorded seven triples and stole 29 bases on the season. He also led the conference in batting average, hits, home runs, stolen bases and runs scored. Johnson was also named an ABCA/Rawlings Third Team All-American and finished the 2016 campaign fourth in the country in hits.

Green helped engineer a near 3-run improvement in team ERA from 2015 to 2016. NM State compiled a 4.61 team ERA in 2016, which was the second-best in program history. Individually, closer Joe Galindo's ERA of 2.48 was the best by an Aggie since 1972.

At the conclusion of the 2016 campaign, pitcher Kyle Bradish became the first-ever Aggie hurler to earn Freshman All-American honors. Bradish also finished the 2016 season with the most strikeouts by a freshman in program history.

Of the three players that were drafted in the 2016 MLB Draft, Johnson was the first drafted, going off the board in the fifth-round to the Washington Nationals and became the second-highest draft pick in school history. Galindo was the first NM State pitcher taken in the draft when he was selected by the San Diego Padres in the 13th round. Meanwhile, Erwin was selected by the Baltimore Orioles in the 23rd round. With Quinton Mack going in the 35th round to the Arizona Diamondbacks in 2015, the current Aggie Staff has had 4 players move on professionally in just 2 seasons. The three players drafted also marked the first time since 2009 that NM State had Aggies drafted in the same year.

Off the field, the Aggies have certainly made an impact in community. The baseball team has clocked over 4,000 hours of community service in Green's three seasons in Las Cruces, including winning the Male Team Community Service Award in 2015. The Aggies have partnered with Special Olympics New Mexico, the Meca Miracles and the Las Cruces Special Needs in establishing each group's specific day at the ballpark to interact with the Aggie Players. In the fall of 2015, NM State Baseball was recognized for Community outreach with their video production of "Special Needs Day".

In the classroom, the Aggies have excelled. Since the fall of 2014, the NM State baseball team has earned a cumulative team GPA of 3.01 and have placed 13 players on the WAC All-Academic team and have had 34 Aggie ball players named Crimson Scholars.

The Aggies have also set school records for season ticket sales in back-to-back years and almost tripled the previous record, as well as setting records for gate attendance and revenue earned since the fall of 2014. In addition, Aggie baseball now has RV's routinely in attendance for home baseball weekends.

Green came back to his alma mater after coaching for six seasons as an assistant at Kentucky. In 2014, he directed the best offense in college baseball and in Kentucky history. Green was UK's offensive coordinator and infield defensive coach.

During his time in Lexington, Green guided one of the top offensive units in the nation, with the Wildcats consistently boasting a well-rounded approach among the Southeastern Conference leaders. Green implemented an offensive style that puts emphasis on speed and athleticism, with an aggressive approach at the plate and on the base paths – a system that proved to brilliantly foreshadow the NCAA change in bats.

A native of Temecula, Calif., Green was a four-year assistant coach at UCLA before going to Kentucky as one of the top hitting instructors in college baseball. A tenacious recruiter, he had tremendous success while on the west coast as the recruiting coordinator with traditional powerhouse UCLA, where he recruited the bulk of the Bruins that recently won the national championship.

Other stops for Green include Hawai'i, Oregon State, San Diego, Chapman University, Cal Poly-Pomona, Riverside Community College and New Mexico State. Green's dynamic offense at Kentucky in 2014 led the SEC in eight categories, ranking in the top three in 10-of-13 major categories. UK led the league in average (.299), slugging (.446), on-base percentage (.398), runs (472), RBI (423), homers (60) and hit batters (109). The Wildcats were also ranked second in the SEC in hits (655) and doubles (121), while ranking third in walks (268).

Green's offensive approach in 2014 was spearheaded by a focus on situational hitting, two-strike approaches and quality at-bats. UK finished as the SEC leader in pinch-hitting average (.388), two-out hitting (.310) and two-out RBI (167) while leadoff hitters reached on base in 39-percent of their opportunities.

At seasons end, UK finished third in runs, fourth in homers, fifth in scoring and hits, sixth in hit batters and on-base percentage, eighth in slugging and ninth in doubles nationally.

Green transformed the Kentucky offensive attack into a proving ground for professional baseball with a school-record 23 position players drafted or signed to a professional contract during his time at UK, including four position player that were drafted in 2014.

Kentucky saw A.J. Reed go to the Astros to open the second round followed with centerfielder Austin Cousino going in the third round to the Seattle Mariners. Reed and Cousino marked the highest drafted position player duo in program history. Third baseman Max Kuhn, who had three at-bats as a freshman, and hit under .250 as a sophomore, was a 13th-round pick in the draft by the Athletics. Kuhn finished 2014 leading the SEC and all BCS conferences in runs scored, becoming the first UK player to lead in the SEC in runs since Billy White in 1988.

Fifth-year senior Michael Thomas was also picked in the 2014 MLB Draft, going to the Detroit Tigers, while senior shortstop Matt Reida signed with the Tampa Bay Rays as an undrafted free agent.

Green's dynamic offense was paced by one of the best players in the history of college baseball in 2014, two-way star and Golden Spikes Award Winner, AJ Reed. The Golden Spikes Award is given to the top collegiate baseball player in America.

The first pick of the second round in the 2014 MLB Draft by the Houston Astros, Reed was named the Dick Howser Trophy Award winner, the Baseball America College Player of the Year, Collegiate Baseball's Player of the Year and the American Baseball Coaches Association National Player of the Year. The first national player of the year in Kentucky history, Reed also won the 2014 John Olerud Award, given to the nation's top two-way player. In addition, Reed was named SEC Player of the Year by the conference coaches and SEC Male Athlete of the Year by the league athletics directors.

After establishing a reputation as a tenacious recruiter, Green's shortstop at UCLA, Brandon Crawford, solidified himself as one of the best young shortstops in the big leagues while playing with the 2012 World Series Champion San Francisco Giants and earned another championship ring in 2014.

Since 2004, Green's guidance as an infield and hitting coach improved the draft stock of 26 players – 24 between Kentucky and UCLA and two at New Mexico State within the last two years.



The Green File

Education

New Mexico State University, 1995
Business Management

Coaching Experience

NM State | Head Coach (2014-Pres.)
Kentucky | Assistant Coach (2008-14)
UCLA | Assistant Coach (2004-08)
Hawaii | Assistant Coach (2003-04)
San Diego | Assistant Coach (2002)
Oregon State | Volunteer Assistant (2001)
Chapman | Assistant Coach (1998-00)
Cal Poly Pomona | Assistant Coach (1997-98)
Riverside CC | Assistant Coach (1996-97)
NM State | Volunteer Assistant (1995-96)

Year-by-Year

	Overall				WAC			
Year	W	L	T	Pct.	W	L	T	Pct.
2015	11	38	1	.230	7	19	1	.278
2016	34	23	0	.596	20	7	0	.741
2017	17	12	0	.560	3	0	0	.000
Total	62	73	1	.457	30	26	1	.531



In addition to his recruiting duties and ability as UK's offensive coordinator, Green also served as Kentucky's infield defensive coach. He has coached some of the most talented infielders in Kentucky history since 2009, while also coaching UCLA's infield for four seasons, with Crawford, Jermaine Curtis and Alden Carrithers earning All-Pac-10 honors under his guidance.

At Kentucky, Green's 2009 middle infield, shortstop Chris Wade and second baseman Chris Bisson, became the first double play combo in nearly 120-year history of the program to each earn All-SEC honors. Taylor Black led SEC shortstops in defensive assists, with Reid serving as a three-year starter at shortstop. Second baseman J.T. Riddle also shined defensively at second base, leading all SEC second baseman in assists over his three years at the keystone.

In 2014, Green's defense led the SEC and ranked third in the NCAA in double plays turned, with Reid, freshmen second baseman JaVon Shelby and Connor Hedy forming a new double play tandem.

Green was honored as a featured speaker at the 2011 American Baseball Coaches Association Convention in Nashville, Tenn. His presentation was on infield defense and double play specifics in front of an estimated 5,000 coaches and did so once again in 2015 in Orlando on offensive approach.

During his time at Kentucky, Green helped Henderson and fellow UK assistant Brad Bohannon welcome the best classes in program history, while also shining as UCLA's recruiting coordinator that beefed up the roster for the Bruins' Omaha run in 2010.

In his first season, Green helped UK secure the fourth-best recruiting class in the nation according to Baseball America – a new Kentucky record. UK then ranked No. 6 in 2010, No. 16 in 2011, No. 25 in 2012 – a class that featured Reed, Cousino and righty Chandler Shepherd – No. 11 in 2013 and No. 25 in 2014.

In his two seasons as the UCLA recruiting coordinator, Green helped secure the No. 13 and No. 7 best recruiting classes in the nation in the fall of 2006 and fall of 2007, respectively, as ranked by Baseball America. Green also played a large role in assisting UCLA land the No. 5 ranked recruiting class in 2005, as rated by Baseball America.

Using an offensive philosophy geared towards utilizing the athletic ability of his hitters, Green turned UK's offensive attack into a high-energy threat. In 2010, UK ran all over the base paths, leading the SEC with an eye-popping 120 stolen bases, with Bisson leading the league with 32 stolen bases and Neiko Johnson ranking fourth with 24 stolen bags in just 21 starts.

During the 2011 campaign, Green's offensive approach shined with the new NCAA bat standards, as the Wildcats finished the year ranked second in the SEC in slugging percentage, doubles, homers and total bases. UK also led the league in hit by pitches and ranked fourth in average and fifth in stolen bases.

Under the direction of Green in 2011, outfielder Chad Wright and third baseman Thomas McCarthy developed into one of the best hitters in both the SEC and nation. Wright became one of the top hitters in the nation and signed with the Tigers after being selected in the ninth-round of the MLB draft after his junior season. With Green, McCarthy batted .371 with seven homers and 39 RBI at the Division I level after transferring from a junior college. He wound up earning First-Team All-SEC honors and became the first Wildcat third baseman to earn first-team conference accolades since 1972.

Green's 2012 UK team had a historic campaign, winning a school-record 45 games. The Wildcats also soared to No. 1 in the country for three-straight weeks for the first time in UK history, and equaled its best finish in the NCAA and SEC Tournaments ever. With Green's supervision, the UK offense ranked No. 3 in the SEC in average (.294), No. 2 in slugging (.433), No. 2 in on-base percentage (.380), No. 2 in runs scored (383), No. 1 in hits (641), No. 2 in RBI (351), No. 1 in doubles (123), No. 2 in home runs (56) and No. 2 in total bases (942).

Prior to becoming the offensive coordinator for Kentucky in the Southeastern Conference, Green was the infield and hitting coach at UCLA, helping to lead the Bruins to 115 wins in four years while posting 33 wins in each of his last three seasons. Green had a huge impact in recruiting the bulk of the Bruins roster, in addition to coordinating the UCLA infield defense and overseeing the Bruins offensive attack.

Green's instruction as the infield coach for those four seasons had tangible results, as Bruins cornerstone infielders Curtis (third base) and Crawford (shortstop) earned All-Pac-10 recognition three-straight years. Likewise, second baseman Carrithers gained All-Pac-10 Honorable Mention accolades in 2007 before earning All-Pac-10 honors in 2008.

The Bruins turned a conference-leading 65 double plays in 2008, as Crawford and Carrithers helped steady UCLA's defense up the middle.

In 2007, Green guided UCLA's hitters to a .296 batting average and 51 home runs, the fourth-highest total in the Pac-10 Conference. That spring, Gabe Cohen compiled a .345 batting average, belted 10 home runs and totaled 36 RBI to earn Pac-10 Co-Newcomer of the Year honors with USC shortstop Grant Green.

Green helped lead the Bruins to three consecutive NCAA Regional appearances, a first in school history, and advanced to the Super Regionals in 2007. In 2006, Green's infielders contributed to UCLA's .977 fielding percentage, which topped in the Pac-10 and sixth in the nation. Crawford earned freshman All-America honors that season before playing for the USA National Team in the summer of 2006. Curtis gained All-Pac-10 Honorable Mention accolades after leading all Bruin starters with a .325 batting average.

While serving as an assistant at the University of Hawaii in 2003 and 2004, Green doubled as the team's hitting instructor, infield coach and base running coach. He also assisted with recruiting efforts. In 2004, Green helped Hawaii head coach Mike Trapasso earn 2004 Western Athletic Conference Coach of the Year honors, and in 2003 he coached two Rainbow Warriors who earned Freshman All-America accolades.

Prior to his time at Hawaii, Green was an assistant at the University of San Diego for the 2002 season where he helped the Toreros capture their first West Coast Conference title in school history. USD led the conference in batting average, runs scored, walks and fewest strikeouts that season with Green while head coach Rich Hill gained WCC Coach of the Year honors.

In the summers of 2001 and 2002, Green served as head coach of the Kenai Peninsula Oilers of the Alaskan Summer Baseball League. In 2001, Green's Oilers became the only Alaskan League team to defeat the U.S. National Team, winning 4-1.

Green also spent time as a volunteer assistant in 2001 at Oregon State and also served stints at Chapman University, Cal Poly Pomona and Riverside Community College. At Chapman in 2000, Green helped lead the Panthers to a third-place finish at the Division III World Series. Prior to that, he helped lead Chapman to a 39-5 overall finish during the 1999 campaign. The Panthers' infield corps also led the nation in double plays turned that year thanks to Green.

Green began his coaching career in 1994 where he served as a student assistant at his alma mater, New Mexico State. Green spent his first two collegiate seasons playing at Riverside Community College (1991-92) before transferring to Chapman (1993) and then eventually New Mexico State (1994).

Green, 45, graduated from New Mexico State with a degree in business management in 1995 and earned his Master's degree in education from National University in 1997. Green has spoken at the American Baseball Coaches Association twice and began his first year (2017) as the West Region Representative for the ABCA.

He is married to the former Becki Francis (also an NMSU Graduate). The Greens have two daughters, Emily Rae (13) and Zoe Addison (7) and are proud residents of Las Cruces again.



TOP OF THE ORDER

New Mexico State's baseball team will host a top-10 program at Presley Askeew Field for the first time since 1999 on Tuesday, April 4, when it entertains No. 6 Texas Tech at 2 p.m. for a midweek game.

The last time the Red Raiders came to Las Cruces as a top-5 program was in 1997 as the No. 1 team in the country. That top-ranked team dropped both games to the Aggies 12-11 and 19-17.

Tuesday's contest will also not have radio due time conflicts with the local radio stations.

PROBABLE STARTERS

NM State will send Chris Kucko on the mound for Tuesday's contest sixth-ranked Texas Tech's starter is still to be determined. Kucko has been a versatile arm for the Aggies, appeared in six games with three starts with a 7.00 earned runs average in 9.0 innings of work.

GET CONNECTED

Get up to the minute information and news about the NM State baseball team all season on Twitter, and Instagram by following @NMStateBaseball and on Facebook.com/NMSUathletics.

GET YOUR SEASON TICKETS NOW!

With the start of the 2017 season tickets, Aggie fans can be a part of the action for all 23 home games (including three double-headers) for just \$100 per seat. Season tickets will guarantee fans a seat in the reserved section of 104 behind home plate. Fans can purchase 2017 Aggie baseball season tickets by going to the Pan American Center ticket office or by calling 575-646-1420.

CARRANZA BRINGS THE BOOM STICK

New Mexico State corner infielder Tristen Carranza was named this week's (March 27-April 2) Western Athletic Conference Hitter of the Week after blasting three homers with an unreal 1.133 slugging-percentage, .529 on-base percentage and .467 batting average.

This is the first hitter of the week honor for Carranza and second for NM State this season.

The sophomore also finished with four RBI, a double, walk, hit-by-pitch and scored four runs over the week. Carranza opened NM State's WAC-opening weekend with a pair of dingers last Friday, going 3-for-4 from the plate with three RBI while scoring two. He then followed that up with a 2-for-4 performance with an RBI and scored two thanks to a solo shot to left. He then wrapped up the weekend with a single and walk on Sunday against the Redhawks' pitchers.

In the weekend series against Seattle U, Carranza batted .545 (6-for-11) with 4 RBI, three homers, a 1.455 slugging-percentage and .615 on-base percentage while scoring four.

Through Sunday's games, Carranza is 19th in the country with nine homers and leads the WAC. His

1.25 RBI per game ranks him 20th amongst Division I players while his .728 slugging percentage also places him in 20th in the NCAA.

ENTER THE RED RAIDERS

Tuesday's 2 p.m. first pitch against No. 6 Texas Tech will be the second meeting between the two programs this season and the 63rd time these two programs will face off on the diamond. Texas Tech, then ranked No. 21 in the country, took the first contest this season 16-1 in Lubbock.

The Red Raiders enter the midweek tilt 25-6 overall and 4-2 in Big 12 action after dropping 2-of-3 at No. 17 Oklahoma this past weekend. TTU salvaged the win on Saturday to not get swept with a 9-4 victory in a day game against the Sooners. The Red Raiders had won 10-straight before it fell in the series opener against OU.

Left fielder Grand Little paces Texas Tech offensively with a .357 batting average with 30 hits, 11 RBI and 24 runs scored. However, it's Hunter Hargrove who leads the team in hits with 43 to go with a .341 average, 27 RBI and three homers with 28 runs scored. The shortstop, Orlando Garcia, is second on the team with 26 RBI but owns a team-best four homers to go with 24 hits and a .240 batting average.

John McMillion, who has seen action in 12 games with eight starts, is tied with Garcia with four homers of his own in just 35 plate appearances with a .600 slugging-percentage and .229 batting average.

Steven Gingery leads the Texas Tech pitching staff with a 6-0 record and staggering 0.92 ERA in 48.2 innings of work. He's only allowed six runs, five earned, with 13 walks and 54 punch outs. Jacob Patterson is second on wins list with a 4-0 mark and 2.84 EAR in 15 appearances of relief. Davis Martin also owns a 4-1 mark for TTU in six starts with a 2.57 ERA while batters are hitting just .229.

BASH BROTHERS

Sophomore Tristen Carranza and senior Dan Hetzel put the fear into Seattle U's pitching staff last weekend, combing for five homers, with 10 hits and five RBI while scoring seven. The two also teamed up to hit .435 from the dish with a 1.130 slugging-percentage and .519 on-base percentage. Carranza has now gone yard twice in a game for the second time this season. He last hit two homers against Yale back on March 4 at home.

YARDHOUSE

Carranza accounted for three home runs on the weekend, matching the total NM State had hit as a team on the road heading into the Seattle U series. As a team, NM State hit six dingers in total – doubling its total of three in the previous 26 games. The six homers over the weekend was also a third of NM State's home runs heading into the series as well (19).

WAC ROUND UP

Heading into Tuesday's contest, NM State leads the WAC in in several offensive categories: batting average

UNIVERSITY INFORMATION

LOCATION.....	LAS CRUCES, N.M.
FOUNDED.....	1888
ENROLLMENT.....	15,480
TWITTER.....	@NMSU
NICKNAME.....	AGGIES
COLORS.....	CRIMSON & WHITE
PRESIDENT.....	GARREY CARRUTHERS

ATHLETICS INFORMATION

AFFILIATION.....	DIVISION I
CONFERENCE.....	WESTERN ATHLETIC
TWITTER.....	@NMSTATEAGGIES
WEBSITE.....	WWW.NMSTATESPORTS.COM
ATHLETICS DIRECTOR.....	MARIO MOCCIA
TWITTER.....	@MARIOMOCCIANMSU
FACULTY ATHLETIC REPRESENTATIVE.....	DR. JAMES PEACH
INTERIM SWA.....	DR. RENAY SCOTT
TICKET OFFICE.....	575-646-1420
FACILITY.....	PRESLEY ASKEEW FIELD
OPENED.....	1981 (EXPANSION IN 2014)
CAPACITY.....	1,000
SURFACE.....	INFIELD (FIELD TURF) OUTFIELD (BERMUDA)
DIMENSIONS.....	LF: 345 CF: 400 RF: 345 ALLEYS: 385

COACHING STAFF

HEAD COACH.....	BRIAN GREEN (NM STATE '95)
TWITTER.....	@BAGGREENS5
CAREER RECORD.....	.45-61-1 (3RD)
RECORD AT NM STATE.....	SAME
ASSISTANT COACHES.....	
.....	JOEL MANGRUM (3RD, MISSISSIPPI COLLEGE '05)
TWITTER.....	@COACHMANGRUM
.....	TERRY DAVIS (1ST, ST. CATHARINE COLLEGE '13)
TWITTER.....	@TDAVISNMSU4
VOLUNTEER ASSISTANT.....	
.....	JORDAN BECKER (1ST, CAL STATE SAN BERNARDINO '14)

TEAM INFORMATION

2016 RECORD.....	34-23, 20-7 WAC (2ND)
HOME/AWAY/NEUTRAL.....	15-9 / 16-9 / 3-5
2016 POSTSEASON.....	NONE
LETTERMEN RETURNING/LOST.....	23/11
POSITION PLAYERS RETURNING/LOST.....	7/2
PITCHERS RETURNING/LOST.....	12/5
NEWCOMERS.....	16 (8 FRESHMEN, 8 JC TRANSFERS)

TEAM HISTORY

FIRST YEAR OF BASEBALL.....	1962
RECORD AT PRESLEY ASKEEW FIELD.....	622-725-3
ALL-TIME RECORD.....	1269-3712-5
ALL-TIME CONFERENCE RECORD.....	228-352
ALL-TIME WAC RECORD.....	112-113-2
ALL-TIME WAC TOURNAMENT RECORD.....	6-16
ALL-TIME SBC RECORD.....	50-46
ALL-TIME SBC TOURNAMENT RECORD.....	5-6
ALL-TIME BWC RECORD.....	63-164
ALL-TIME BWC TOURNAMENT RECORD.....	NO TOURNAMENT
ALL-TIME MVC RECORD.....	3-29
ALL-TIME MVC TOURNAMENT.....	5-17
NCAA APPEARANCES (LAST).....	3 (2012)
NCAA REGIONAL APPEARANCES (LAST).....	N/A
CONFERENCE CHAMPIONSHIPS (LAST).....	1 (2002)
CONFERENCE TOURNAMENT CHAMPIONSHIPS (LAST).....	1 (2012)

MEDIA RELATIONS

BASEBALL CONTACTS.....	
ASSISTANT AD - MEDIA RELATIONS.....	JOHN VU
E-MAIL.....	JVU@NMSU.EDU
TWITTER.....	@JOHNVUNMSU
OFFICE.....	575-646-4120
CELL.....	714-728-9163
ASSISTANT DIRECTOR - MEDIA RELATIONS.....	CHRIS KENNEDY
E-MAIL.....	KENNEDY9@NMSU.EDU
OFFICE.....	575-646-3269
CELL.....	617-833-9484
ADDRESS.....	1815 WELLS STREET
.....	LAS CRUCES, N.M. 88003



(.316), slugging percentage (.474), on-base percentage (.403), hits (322), RBI (204), triples (15) and homers (25).

In addition, NM State is second in the league in strike outs with 229 and third in team ERA with 5.00 while opponents are .268 – which is also good for third in the WAC.

STARTING TO ZONE IN

The Aggie pitching staff was fantastic over the weekend with all three starters pitching 7.0 solid innings for work. Friday's starter, Kyle Bradish, gave up just one earned run while fanning a season-high eight batters. The seven innings ties the season-high for Bradish and also matched his career-high for the fifth time.

The seven frames of work and nine strike outs for Marcel Renteria last Saturday was also a season-high for the senior righty. Sunday's starter, Johnathan Groff, only allowed four hits during his outing – which is the lowest number of hits he's given up this season (min. 7 innings).

ROAD WARRIORS

After the weekend tilt against the Redhawks, the Aggies wrap up a schedule which put them on the road in 14 of their last 15 contests.

The road stretch puts NM State up against three College World Series participants (Arizona, Utah and UC Santa Barbara). Heading into the weekend match-up, the Aggies are 5-6 in true road games.

FIRST THINGS FIRST

Last Friday's victory for NM State over UC Santa Barbara saw multiple Aggies knock another thing off their checklists for the season's stat sheet.

In the fifth inning of the contest, Austin Botello smacked a two-out grand slam to give the Aggies the lead 5-3. This was the first grand slam of the season for the team.

Then, in the sixth inning, Matthew McHugh made his first appearance of the season in relief as the senior threw three scoreless innings of baseball while only allowing one hit. This secured a 7-3 victory for the Aggies and earned McHugh his first save of the season.

LAST TIME OUT

New Mexico State had a huge conference-opening weekend against Seattle U, sweeping the WAC Preseason Favorites on the road, sending 8-18 overall on the season and just 1-5 in WAC play.

The Aggies took the series opener 6-2 behind a huge night from Tristen Carranza who went 3-for-4 from the plate with three RBI while scoring two thanks to a pair of long balls.

Dan Hetzel joined in on the fun in game one, launching a three-run jack of his own.

In game the second game of the series, the 1-2 punch of Carranza and LJ Hatch combined to go 4-for-8 from the dish with three RBI and four runs scored. Freshman Joey Ortiz and senior Austin Botello also chipped in with a pair of hits of their own with an RBI each.

Game three saw Hetzel go deep once again and finished perfect at the plate with a 3-for-3 afternoon. Catcher Mason Fishback also joined the fun on Sunday, going yard on the first pitch he saw and finished 2-for-4 at the plate with three RBI.

UP NEXT

New Mexico State will stay at home after its midweek match-up against Texas Tech, hosting UT Rio Grande Valley for a three-game tilt in its WAC home-opener. First pitch is schedule for 6 p.m. (MT) on Friday, April 7, for the series opener followed by a 2 p.m. and noon first pitch the rest of the weekend.

THERE'S A FIRST TIME FOR EVERYTHING

• **#1 Marcus Still** – Recorded his first hit in Division I on Feb. 17 vs. Bryant.

• **#6 David Bellamy** – Made his Division I debut as pinch-hitter on Feb. 17 vs. Bryant.

• **#19 Chance Hroch** – Made his first appearance on the mound for the Aggies on Feb. 17 vs. Bryant.

• **#28 Jonathan Groff** – Started in his first career Division I game on Feb. 17 vs. Bryant.

• **#33 Keaton Graf** – Made his first Division I appearance on the mound in the second game of the doubleheader vs. Bryant on Feb. 18.

• **#35 Brian Kiser** – Debuted as a pinch-runner in his first career Division I game vs. Bryant on Feb. 17.

• **#36 Joey Ortiz** – Recorded his first RBI as an Aggie in the first game of the doubleheader vs. Bryant on Feb. 18. Then had his first hit on Feb. 19 vs. Bryant.

• **#37 Joseph Standley** – Made his first collegiate appearance as a reliever on Feb. 17 vs. Bryant. Also recorded his first win in the second game of the doubleheader vs. Bryant on Feb. 18.

• **#39 Matthew Perea** – Made his first Division I appearance in relief on Feb. 17 vs. Bryant.

• **#41 Austin Bryan** – Made his collegiate debut against No. 21 Texas Tech (Feb. 21) on the road.

• **#44 Cooper Williams** – Had his first collegiate at-bat in the first game of the

doubleheader vs. Bryant on Feb. 18. Then, recorded his first hit in the second game of the doubleheader that day.

LOAD 'EM UP

Of the 39 players on the NM State roster, 24 have transferred in from the junior college ranks the past two seasons. The Aggies will not be short of any experience, boasting 15 seniors and nine juniors on the opening-day roster. Seven sophomores and eight freshmen round out the roster for third-year head coach Brian Green.

BOTELLO GRABS WEEKLY HONOR

Senior outfielder Austin Botello was named this week's Western Athletic Conference Hitter of the Week after a monstrous weekend at the plate for New Mexico State.

Botello was 15-of-23 at the plate, hitting for a WAC-best .652 average with a 1.043 slugging percentage and .678 on-base percentage. The Aggie outfielder finished the week with three doubles, two home runs, nine runs scored, 12 RBI and one stolen base.

Botello had multiple hits in each game over the weekend, leading the team with 20 over four games. The Galveston, Texas, native began the series with two hits in a 13-2 victory for the Aggies on Friday night. Saturday featured a doubleheader for the team, as they won both games to a combined score of 31-7. Over the two contests, Botello had six hits, with one double, one homer and five RBI.

The senior's best game came on Sunday afternoon in the weekend finale. Botello posted a career-high six hits in seven at-bats (.857), a feat not accomplished since Kristoffer Koerper on May 11, 2014. The afternoon matchup also saw the Aggie add five RBI with one double and a round tripper.

LOCKED 'N LOADED

Aggie skipper Brian Green has the luxury of having every arm that started in all 57 games last year at his disposal. Green only lost two players from his bullpen in Joe Galindo and Tyler Erwin, both of whom were taken in the 2016 MLB Draft.

Green also added the 2016 Junior College Division III National Player of the Year Jonathan Groff to his starting rotation for 2017. Groff comes to NM State after leading Tyler Community College to three-straight NJCAA Division III National Championships. The Castroville, Texas, native posted a 12-0 record in 2016 with a staggering 1.06 ERA in 102.1 innings of work. His 125 strikeouts were second-most in the nation while also recording double-digit punch outs in five of his 15 starts. Groff was also named the 2016 NJCAA Division III World Series MVP in addition of



tallying NJCAA Division III First-Team All-American honors.

SECOND GO AROUND

The Aggie roster has five players that have played at their second Division I school.

- Matt McHugh (Purdue)
- Dan Hetzel (Rhode Island)
- Marcus Still (Loyola Marymount)
- Andy Frakes (San Francisco)
- Mason Fishback (Oregon State)

TRIO OF AGGIE DRAFT PICKS

New Mexico State had three players selected in the 2016 MLB Draft, headlined by fifth-rounder Daniel Johnson – who was the 154th overall pick by the Washington Nationals. A day later, closer Joe Galindo was selected by the San Diego Padres with the 384th overall pick in the 13th round. Last, but not least, was Tyler Erwin – who was chosen in the 23rd round (691st overall) by the Baltimore Orioles.

The three first year players draft picks marked the first time since 2009 that at least three Aggies were drafted in the same year.

RECORD SETTING SEASON IN 2016

New Mexico State produced the best win improvement in the country in 2016, going from 11 wins in 2015 to 34 wins in 2016. The Aggies' turnaround of plus-19 (to determine games improved, add the difference in victories between the two seasons to the difference in losses, and then divide by two.) which includes postseason, was second to only SIU Carbondale (+20).

NATIONALLY-RANKED RECRUITING CLASSES

Head coach Brian Green and his staff has diligently pieced together one of the nation's best recruiting classes the last two seasons. The back-to-back nationally-ranked recruiting class according to Collegiate Baseball is a first in New Mexico State baseball history. Green's 2017 recruiting class was ranked 33rd in the nation while his 2016 class was ranked 37th.

With the 33rd best recruiting class nationally, the Aggies ranked above Stanford, USC and Tennessee. NM State was the only school in the Western Athletic Conference and the only school in New Mexico with a recruiting class ranked in the top-40.

AGGIES DUBBED RUNNER-UP IN PRESEASON POLL

New Mexico State was voted to finish second in the Western Athletic Conference this year in its preseason coaches' poll, garnering 52 points – including one first-place vote. The Aggies were picked to finish second behind Seattle U, who received 60 points – including four first-place votes.

Sacramento State was predicted to finish third with 47 points and two first-place votes while Grand Canyon checked in at fourth. Utah Valley was predicted to finish in fifth with 47 points, but managed to obtain two first-place votes. CSU Bakersfield, UT Rio Grande Valley, Northern Colorado and Chicago State rounds out the preseason poll for the WAC.

FOUR AGGIES EARN PRESEASON HONORS

Catcher Mason Fishback, third baseman Trey Stine, designated hitter/outfielder Austin Botello and pitcher Kyle Bradish were named to the 2017 Preseason All-WAC Team. Fishback earned First-Team All-WAC honors last season as a sophomore after batting .384 with four home runs and 21 runs batted in throughout conference play. Overall, Fishback finished the season with a .329 average, four homers and 28 RBI over 42 games, including 39 starts.

Stine was named Second-Team All-WAC in 2016 after belting seven home runs with 39 RBI. The third baseman recorded 27 extra-base hits, including 19 doubles - which were the most by an Aggie since 2011 and tied for the WAC lead last season.

Splitting time in the outfield and as the Aggies designated hitter, Botello finished last season second on the team with a .354 batting average. The senior also played in 56-of-57 games, to go with 55 starts. Botello finished second on the team in home runs (8), RBI (55), triples (3) and slugging percentage (.528).

Rounding out the nominees is Bradish, who became just the fifth Aggie in school history to be named a Louisville Slugger Freshman All-American and the first since 2010 (Zac Fisher). Bradish led the team in wins (8), starts (15), innings pitched (86.2) and strikeouts (82).

LOOKING BACK AT 2016

- The Aggie baseball team enjoyed a very successful campaign in 2016, nearly capturing its first conference regular-season title since 2002 and came up one game short.
- New Mexico State was successful away from home last season, going 16-9 on the road and 15-9 at Presley Askew Field.
- NM State also picked up three wins over Power-5 schools last year, collecting a road win at then-No. 23 Texas Tech (7-6) followed by two at Baylor.
- At seasons end, the Aggies led the Western Athletic Conference in batting average (.297), runs (371), doubles (112) and home runs (49). The .297 batting average was also good for 40th in the country.
- The NM State pitching corp. boasted a near three-run improvement in team ERA from 2015 to 2016, going from 7.35 to 4.61.
- Trey Stine's 19 doubles last season was the

most by any Aggie since 2011.

BRADISH EARNS ALL-AMERICA STATUS

Pitcher Kyle Bradish was named to the Louisville Slugger Freshman All-American team in 2016. He became just the fifth freshman in school history to receive the honor and the first since Zac Fisher in 2010. The 6-4 righty was also the first pitcher in school history to receive the honor.

Bradish finished his freshman campaign 8-3 overall and with a 4.67 ERA in 86.2 innings of work. In his 15 starts, he led the team with 82 strikeouts. The Goodyear, Ariz., product also broke the school record for most strikeouts by a freshman, set by Jaime Mendes in 1992, with 78 punch outs.

NEW FACES JOIN GREEN

Head coach Brian Green added Terry Davis as an assistant coach and Jordan Becker as the volunteer assistant in the offseason.

Davis comes to Las Cruces from Division II Bellarmine, where he served as the hitting coach and recruiting coordinator while also working with the infielders. In addition to running the offense, Davis was the third base coach.

Before joining the Knights in 2013, Davis spent 10 years as an assistant at St. Catharine College, where he helped the Patriots move from a junior college to an NAIA member institution. In the summers, Davis was an active camp director at the University of Kentucky.

As a player, Davis helped Spalding University to the 2002 NAIA World Series and the program's first-ever 50-win season. Davis also earned his bachelor's degree from St. Catharine College in sports leadership.

Becker comes to the City of Crosses after serving as an assistant at Riverside Community College in Riverside, Calif., last season. At RCC, Becker served as the first base coach, hitting coach and worked with the infielders. He also assisted the Tigers staff with recruiting. Becker helped RCC qualify for the California Community College Athletics Association playoffs in 2016 and finished its season in the CCCAA Southern California Regionals. During the playoffs, the Tigers became the first No. 16-seed in state history to defeat a No. 1-seed in the first round.



GAMES BY POSITION (PLAYED/STARTED)

LEFT FIELD

Austin Botello (14/13)
 Greg Popylisen - (12/12)
 Brian Kiser - (9/3)
 David Bellamy - (4/1)

THIRD BASE

Joey Ortiz - (28/27)
 Trey Stine - (2/2)
 Roman Trujillo - (1/0)

SHORTSTOP

LJ Hatch - (29/29)
 Jaron Balman - (1/0)
 Roman Trujillo - (1/0)

DESIGNATED HITTER

Austin Botello - (10/10)
 Mason Fishback - (8/8)
 Dan Hetzel - (4/4)
 Jaron Balman - (2/1)
 Brian Kiser - (3/2)
 Cooper Williams - (2/2)
 Tristen Carranza - (1/1)
 Greg Popylisen - (1/1)

CENTER FIELD

Marcus Still - (29/29)
 David Bellamy - (5/0)

SECOND BASE

Brent Sakurai - (29/29)
 Roman Trujillo - (3/0)

RIGHT FIELD

Dan Hetzel - (24/24)
 Austin Botello - (6/5)
 Jaron Balman - (2/0)

FIRST BASE

Tristen Carranza - (23/21)
 Cooper Williams - (10/8)

CATCHER

Mason Fishback - (17/17)
 Jason Bush - (14/12)



NM STATE STARTERS

	# of Starts	IP	W-L	H	R	ER	BB	SO	Run Support	Run Per Game
Groff	7	42.2	3-4	38	21	17	19	31	22	3.1
McHugh	5	27.1	2-1	33	17	16	8	23	35	7.0
Bradish	7	39.0	4-0	28	12	10	23	39	31	4.4
Renteria	6	32.1	3-2	35	21	17	10	38	50	8.3
Kucko	3	6.1	0-0	7	2	0	4	8	3	1.0
Shalberg	1	2.0	0-0	2	1	1	1	1	1	1.0
TOTAL	29	149.2	12-7	143	74	61	65	140	142	4.9

NM STATE BULLPEN

	# of App	W-L-S	IP	Hold	NO	H	R	ER	BB	SO	Run Support
Bryan	3	--	2.2	--	3	5	7	7	2	3	0
Butcher	7	--	8.2	--	9	6	6	6	4	6	4
Butts	5	0-2-0	5.1	--	3	14	8	6	0	4	0
Frakes	11	1-0-0	8.2	--	10	15	11	9	4	7	4
Graf	8	--	7.1	1	5	5	6	5	11	7	5
Groff	1	--	1.0	--	1	1	3	0	0	0	0
Hroch	8	--	9.0	--	8	13	6	5	4	7	5
Jones	--	--	--	--	--	--	--	--	--	--	--
Kucko	3	--	2.2	--	3	10	7	7	2	0	8
Martinez	--	--	--	--	--	--	--	--	--	--	--
McHugh	5	0-0-1	7.2	--	4	7	3	3	5	5	4
Munden	--	--	--	--	--	--	--	--	--	--	--
Perea	13	0-1-0	7.2	--	12	14	9	9	2	7	16
Renteria	1	1-0-0	3.2	--	--	5	1	1	1	8	8
Reyes	8	1-0-1	9.1	1	5	5	3	1	5	8	4
Rodriguez	13	1-0-5	9.2	--	5	4	1	1	2	13	2
Shalberg	13	0-1-0	13.1	--	12	9	8	7	8	11	6
Standley	8	1-1-0	5.2	--	6	7	7	7	6	3	2
Total	109	5-4-7	102.1	2	89	120	86	74	56	89	67

NATIONAL POLLS

Collegiate Baseball (April 3)

Rk	Team (2017 Record)	Points
1.	Oregon St. (24-1)	498
2.	Louisville (24-3)	496
3.	Texas Christian (22-5)	494
4.	St. John's (21-2)	492
5.	Clemson (24-5)	490
6.	North Carolina (22-6)	487
7.	Texas Tech. (25-6)	484
8.	Auburn (23-7)	482
9.	Florida Gulf Coast (24-5)	477
10.	Florida (20-8)	475
11.	South Carolina (19-8)	474
12.	Oklahoma (25-6)	472
13.	Arizona (20-7)	470
14.	Arkansas (22-6)	468
15.	Kentucky (17-10)	466
16.	Cal. St. Fullerton (17-10)	462
17.	Southern Mississippi (24-5)	460
18.	Maryland (18-8)	457
19.	Mississippi State (19-10)	453
20.	San Diego (19-6)	451
21.	Wake Forest (21-8)	449
22.	Louisiana State (19-10)	446
23.	Virginia (21-8)	444
24.	Vanderbilt (18-11)	442
25.	Michigan (22-6)	441

Baseball America (April 3)

Rk	Team	Record	Prev.
1.	Oregon State	24-1	1
2.	Louisville	24-3	2
3.	TCU	22-5	3
4.	North Carolina	22-6	7
5.	Clemson	24-5	5
6.	Texas Tech	25-6	4
7.	Auburn	23-7	18
8.	Florida	20-9	8
9.	Oklahoma	25-6	17
10.	Arizona	20-7	13
11.	South Carolina	19-8	6
12.	Cal State Fullerton	17-10	10
13.	Kentucky	21-8	16
14.	St. John's	21-2	14
15.	LSU	19-10	9
16.	Arkansas	22-6	21
17.	Wake Forest	21-8	24
18.	Florida Gulf Coast	24-5	11
19.	Long Beach State	16-11	NR
20.	Stanford	14-9	15
21.	Southern Miss	24-5	NR
22.	Mississippi State	19-10	NR
23.	Virginia	21-8	19
24.	Florida State	18-11	12
25.	Maryland	18-8	NR

NCBWA (April 3)

Rk	Team	Record	Prev.
1.	Oregon State	24-1	1
2.	Louisville	24-3	2
3.	TCU	22-5	4
4.	Clemson	24-5	5
5.	North Carolina	22-6	8
6.	Texas Tech	25-6	3
7.	Florida	20-9	9
8.	Arizona	20-7	11
9.	South Carolina	19-8	6
10.	Oklahoma	25-6	15
11.	St. John's	21-2	13
12.	Kentucky	21-8	18
13.	Auburn	23-7	19
14.	Cal State Fullerton	17-10	14
15.	Arkansas	22-6	20
16.	LSU	18-10	7
17.	Florida Gulf Coast	24-5	12
18.	Southern Miss	24-5	27
19.	Michigan	22-6	26
20.	Florida State	18-11	10
21.	Wake Forest	21-8	29
22.	Virginia	21-8	16
23.	Stanford	14-9	17
24.	San Diego	19-6	30
25.	Houston	20-7	24

D1Baseball.com (March 27)

Rk	Team	Record	Prev.
1.	Oregon State	24-1	1
2.	Louisville	24-3	2
3.	TCU	22-5	4
4.	Clemson	24-5	5
5.	North Carolina	22-6	8
6.	Texas Tech	25-6	3
7.	Florida	20-9	9
8.	Kentucky	21-8	16
9.	Arizona	20-7	13
10.	Cal State Fullerton	17-10	10
11.	Auburn	23-7	17
12.	South Carolina	19-8	7
13.	LSU	19-10	6
14.	St. John's	21-2	15
15.	Arkansas	22-6	20
16.	Oklahoma	25-6	24
17.	Southern Miss	24-5	25
18.	Michigan	22-6	22
19.	San Diego	19-6	23
20.	Florida Gulf Coast	24-5	14
21.	Stanford	14-9	11
22.	Florida State	18-11	12
23.	Wake Forest	21-8	NR
24.	Maryland	18-8	NR
25.	Virginia	21-8	18

USA Today (April 3)

Rk	Team	Record	Prev.
1.	Oregon State (30)	1	
2.	Louisville	3	
3.	TCU	4	
4.	Clemson	5	
5.	North Carolina	7	
6.	Texas Tech	2	
7.	Florida	9	
8.	Arizona	11	
9.	South Carolina	6	
10.	Kentucky	19	
11.	Auburn	17	
12.	St. John's	13	
13.	LSU	8	
14.	Oklahoma	18	
15.	Arkansas	20	
16.	Cal State Fullerton	15	
17.	Florida Gulf Coast	12	
18.	Virginia	16	
19.	Florida State	10	
20.	Southern Miss	NR	
21.	Michigan	NR	
22.	Wake Forest	NR	
23.	Stanford	14	
24.	San Diego	NR	
25.	Miss St	NR	

Perfect Game (April 3)

Rk	Team	Record	Prev.
1.	Oregon State	24-1	1
2.	Louisville	24-3	2
3.	Texas Christian	22-5	3
4.	Clemson	24-5	6
5.	North Carolina	22-6	7
6.	South Carolina	19-8	4
7.	Texas Tech	25-6	5
8.	Florida	20-9	9
9.	Arizona	20-7	17
10.	Arkansas	22-6	20
11.	Oklahoma	25-6	24
12.	Cal State Fullerton	17-10	13
13.	Kentucky	21-8	NR
14.	Houston	20-7	11
15.	St. John's	21-2	22
16.	Florida Gulf Coast	24-5	14
17.	Auburn	23-7	NR
18.	LSU	19-10	10
19.	Stanford	14-9	12
20.	Louisiana	16-12	18
21.	Vanderbilt	18-11	15
22.	Florida State	18-11	8
23.	Wake Forest	21-8	NR
24.	Southern Miss	24-5	NR
25.	South Florida	24-5	21



PERFECT GAME



MULTIPLE-HIT GAMES

	2	3	4	5	6+	Total
Joey Ortiz	7	5	-	1	-	13
Austin Botello	8	1	2	-	1	12
Brent Sakurai	8	2	1	-	-	11
Marcus Still	7	4	-	-	-	11
Dan Hetzel	10	1	-	-	-	11
LJ Hatch	5	5	-	-	-	10
Mason Fishback	6	3	1	-	-	10
Tristen Carranza	5	2	1	-	-	8
Greg Popplisen	3	1	-	-	-	4
Jason Bush	3	-	-	-	-	3
Brian Kiser	3	-	-	-	-	3
Cooper Williams	-	1	-	-	-	1

Total 65 25 5 1 1 97

MULTIPLE RBI GAMES

	2	3	4	5	6+	Total
Austin Botello	5	-	3	1	-	9
LJ Hatch	8	-	-	-	--	8
Dan Hetzel	5	3	-	-	-	8
Tristen Carranza	2	2	-	1	1	6
Brent Sakurai	4	2	-	-	-	6
Mason Fishback	3	2	-	-	-	5
Joey Ortiz	2	3	-	-	-	5
Marcus Still	3	1	-	-	-	4
Cooper Williams	4	-	-	-	-	4
Jason Bush	-	2	-	-	-	2
Greg Popplisen	2	-	-	-	-	2
Brian Kiser	-	1	-	-	-	1

Total 38 16 3 2 1 60

REACHED BASE STREAKS

	Longest	Current
5 Brent Sakurai	17	2
1 Marcus Still	16	2
36 Joey Ortiz	12	5
13 Austin Botello	10	4
23 Dan Hetzel	9	1
25 Mason Fishback	8	4
11 LJ Hatch	7	2
27 Tristen Carranza	6	5
44 Cooper Williams	5	5
3 Greg Popplisen	5	2
35 Brian Kiser	5	1
6 David Bellamy	3	-
10 Trey Stine	2	2
18 Roman Trujillo	2	1
26 Jason Bush	2	-
9 Jaron Balman	2	-

HITTING STREAKS

	Longest	Current
5 Brent Sakurai	15	2
23 Dan Hetzel	9	1
36 Joey Ortiz	8	3
13 Austin Botello	7	--
27 Tristen Carranza	5	5
35 Brian Kiser	5	1
1 Marcus Still	5	--
25 Mason Fishback	4	4
11 LJ Hatch	4	2
44 Cooper Williams	3	3
3 Greg Popplisen	3	2
26 Jason Bush	2	-
6 David Bellamy	2	-
18 Roman Trujillo	1	-

RECORD BREAKDOWN

	Rec.	Streak
Overall	17-12	W3
Home	9-4	L1
Away	6-7	W3
Neutral	2-1	W2
Conference	3-0	W3
Home	0-0	--
Away	3-0	W3
Non-Conference	14-12	L3
Home	9-4	L1
Away	3-7	L2
Neutral	2-1	W2
February	6-4	L1
Home	6-2	W6
Away	0-2	L2
Neutral	0-0	--
March	9-8	W1
Home	3-2	L1
Away	4-5	W
Neutral	2-1	W2
April	2-0	W2
Home	0-0	--
Away	2-0	W2
Neutral	0-0	--
May	0-0	--
Home	0-0	--
Away	0-0	--
Neutral	0-0	--
June	0-0	--
Home	0-0	--
Away	0-0	--
Neutral	0-0	--
In Day Games	0-0	--
Home	0-0	--
Away	0-0	--
Neutral	0-0	--
In Afternoon Games	12-6	W2
Home	5-1	W5
Away	5-5	W2
Neutral	2-0	W2
In Night Games	6-6	W1
Home	4-3	L1
Away	2-2	W1
Neutral	0-1	11
In Extra Inning Games	0-0	--
Home	0-0	--
Away	0-0	--
Neutral	0-0	--
Game 1 of Weekend Series	3-3	W2
Home	1-2	L1
Away	2-1	W2
Neutral	0-0	--
Game 2 of Weekend Series	3-3	W1
Home	2-1	W2
Away	0-2	L2
Neutral	0-0	--
Game 3 of Weekend Series	5-1	W1
Home	3-0	W3
Away	2-1	W1
Neutral	0-0	--
Game 4 of Weekend Series	3-0	W3
Home	3-0	W3
Away	0-0	--
Neutral	0-0	--

NM STATE RECORD WHEN...

	Rec.	Streak
vs. Right-Handed Starter	11-8	W1
vs. Left-Handed Starter	6-4	W2
When Starter Receives Decision	13-7	W3
When Reliever Receives Decision	4-5	L1
When Starter Goes 5+ Innings	15-6	W3
When Starter Goes < 5 Innings	2-5	L1
When Scoring First	8-4	W2
When Opponents Score First	9-8	W1
When Leading After 6 Innings	15-0	W15
When Trailing After 6 Innings	0-10	L10
When Tied After 6 Innings	2-2	W1
When Leading After 7 Innings	17-0	W17
When Trailing After 7 Innings	0-12	L12
When Tied After 7 Innings	0-0	--
When Leading After 8 Innings	17-0	W17
When Trailing After 8 Innings	0-12	L12
When Tied After 8 Innings	0-0	--
In 1 Run Games	1-0	W1
In 2 Run Games	3-2	W1
In 3 Run Games	3-2	W1
When Scoring 0-2 Runs	0-7	L7
When Scoring 3-5 Runs	2-4	L2
When Scoring 6-9 Runs	8-1	W8
When Scoring 10+ Runs	7-0	W7
When Opp. Score 0-2 Runs	4-0	W4
When Opp. Score 3-5 Runs	9-4	W2
When Opp. Score 6-9 Runs	4-5	L3
When Opp. Score 10+ Runs	0-3	L3
Has More Hits	16-0	W16
Opponents Have More Hits	1-10	L4
# of Hits are Equal	0-2	L2
NM State Homers	4-2	W1
Opponents Homer	2-6	L3
Both Teams Homer	6-0	W6
Neither Team Homers	5-4	L2
When Errorless	8-3	W3
When Committing 1 Error	6-2	W2
When Committing 2+ Errors	3-7	L3
When Opp. Go Errorless	4-8	W2
When Opp. Commit 1 Error	5-2	L1
When Opp. Commit 2+ Errors	8-2	W1
Playing on Sundays	5-1	W1
Playing on Mondays	2-0	W2
Playing on Tuesdays	1-5	L2
Playing on Wednesdays	0-0	--
Playing on Thursdays	0-0	--
Playing on Fridays	3-3	W2
Playing on Saturdays	6-3	W1
Playing on Turf	0-1	L1
Playing on Grass	4-7	L2
Plaing on Turf Infield/Grass Outfield	9-4	W3
Playing vs. Ranked Opponents	0-2	L2



THE LAST TIME

AN AGGIE BATTER HAD...

6 at-bats in a game.....	Mason Fishback vs. Mount St. Mary's (2/26/17)
7 at-bats in a game.....	Austin Botello vs. Mount St. Mary's (2/26/17)
4 hits in a game.....	Tristen Carranza vs. Mount St. Mary's (2/26/17)
5+ hits in a game.....	Austin Botello vs. Mount St. Mary's (2/26/17)
4 runs in a game.....	Joey Ortiz vs. Mount St. Mary's (2/26/17)
3 doubles in a game.....	Brent Hermanussen at Seattle U (4/11/15)
2 home runs in a game.....	Tristen Carranza at Seattle U (3/31/17)
6+ RBI in a game.....	Tristen Carranza vs. Mount St. Mary's (2/26/17)
8+ total bases.....	(8), Austin Botello vs. Mount St. Mary's (Game 2) (2/25/17)
10+ total bases.....	(11), Tristen Carranza vs. Mount St. Mary's (2/26/17)
3 stolen bases in a game.....	Daniel Johnson vs. UC Riverside (3/19/16)
Walk-off hit.....	Greg Poppylisen vs. Sacramento State (5/27/16)^

AN AGGIE PITCHER...

Pitched a complete game.....	Ryan Beck vs. San Jose State (5/4/13)
Pitched a shutout.....	Ryan Beck vs. San Jose State (5/4/13)
Pitched a 3-hitter.....	Ryan Beck vs. UT Arlington (4/27/13)
Struckout 10+ batters.....	Marcel Renteria at North Dakota (5/14/16)
Struckout 7+ batters.....	Kyle Bradish at Northern Colorado (5/20/16)

THE AGGIES...

Had 15+ runs.....	18, vs. Northern Colorado (5/20/16)
Had 20+ runs.....	29, vs. Mount St. Mary's (2/26/17)
Had 15+ hits.....	18, vs. Seattle U (5/28/16)^
Had 20+ hits.....	29, vs. Mount St. Mary's (2/26/17)
Had 7+ doubles.....	7, vs. Saint Joseph's (3/5/10)
Had 3+ triples.....	4, vs. Northern Colorado (5/19/16)
Had 5+ home runs.....	5, vs. Mount St. Mary's (2/26/17)
Had 10+ walks.....	11, vs. Bryant (2/19/17)
Had 7+ stolen bases.....	8, vs. Northern Colorado (3/14/09)
Won in extra-innings.....	6-5 (10 innings) vs. UC Riverside (3/20/16)
Lost in extra-innings.....	10-9 (10 innings) vs. Seattle U (5/6/16)
Recorded a team shutout.....	3-0 at Utah (3/12/17)
Scored 0 runs.....	8-0, at UC Santa Barbara (3/25/17)
Struck out 10+ times.....	14, vs. Mount St. Mary's (2/17/17)
Struck out 15+ batters.....	19 vs. Northern Colorado (5/20/16)
Struck out 10+ batters.....	11 vs. Benedictine at Mesa (3/20/17)

^Denotes WAC Tournament game

CAREER HOMERS

Player	Solo	2R	3R	GS	Total
Austin Botello	4	5	1	1	11
Tristen Carranza	5	4	1		10
Dan Hetzel	4	2	4		10
Trey Stine	5	2			7
Mason Fishback	2	3	1		6
LJ Hatch	3	3			6
Brent Sakurai		3			3
Jason Bush		2			2
Greg Poppylisen	1				1
Brian Kiser			1		1
Roman Trujillo	1				1
Marcus Still		1			1

TOUCH 'EM ALL COUNTER

	Player	Date	Opp.	Runs-Outs
1.	D. Hetzel	2/19	Bryant	3-2
2.	M. Fishback	2/19	Bryant	2-1
3.	B. Sakurai	2/19	Bryant	2-1
4.	A. Botello	2/25	Mount St. Mary's	2-0
5.	R. Trujillo	2/25	Mount St. Mary's	1-0
6.	B. Kiser	2/26	Mount St. Mary's	3-2
7.	A. Botello	2/26	Mount St. Mary's	2-0
8.	D. Hetzel	2/26	Mount St. Mary's	1-0
9.	T. Carranza	2/26	Mount St. Mary's	2-2
10.	T. Carranza	2/26	Mount St. Mary's	2-2
11.	J. Bush	3/4	Yale	2-2
12.	T. Carranza	3/5	Yale	3-2
13.	T. Carranza	3/5	Yale	2-1
14.	T. Carranza	3/11	Utah	1-0
15.	B. Sakurai	3/20	Benedictine at Mesa	2-2
16.	T. Carranza	3/20	Benedictine at Mesa	1-0
17.	L. Hatch	3/20	Benedictine at Mesa	2-2
18.	M. Still	3/21	Arizona	2-0
19.	A. Botello	3/24	UC Santa Barbara	4-2
20.	T. Carranza	3/31	Seattle U	1-0
21.	T. Carranza	3/31	Seattle U	2-1
22.	D. Hetzel	3/31	Seattle U	3-2
23.	T. Carranza	4/1	Seattle U	1-0
24.	D. Hetzel	4/2	Seattle U	2-2
25.	M. Fishback	4/2	Seattle U	2-0

TOUCH 'EM ALL BREAKDOWN

Total.....	25
at Presley Askew Field.....	13
On the Road.....	9
at Neutral Sites.....	3
vs. LHP.....	10
vs. RHP.....	15
With 0 Outs.....	10
With 1 Out.....	4
With 2 Outs.....	11
Solo.....	6
2-Run.....	14
3-Run.....	4
Grand Slam.....	1
Back-to-Back.....	1
Pinch-Hit.....	1
Walk-Off.....	
Before the 7th Inning.....	17
7th Inning and Beyond.....	8
Opponent Total.....	22
Last HR Given Up.....	at Seattle U, 4/2/17
Games Since Last HR Given Up.....	0
Longest Stretch Without a HR Given Up.....	9



2017 WAC PITCHERS OF THE WEEK

Feb. 20	Jose Garcia (UT Rio Grande Valley)
Feb. 27	Justin Dillon (Sacramento State)
March 6	Justin Dillon (Sacramento State)
March 13	Jake Prizina (Seattle U)
March 20	Zach Martinez (UTRGV)
March 27	Patrick Wolfe (Utah Valley)
April 3	Jake Wong (Grand Canyon)
April 10	
April 17	
April 24	
May 1	
May 8	
May 15	
May 22	

2017 WAC HITTERS OF THE WEEK

Feb. 20	Jake Wong (Grand Canyon)
Feb. 27	Austin Botello (NM State)
March 6	Jack Pauley (Northern Colorado)
March 13	Dalton Hurd (Seattle U)
March 20	Ryan Grotjohn (CSU Bakersfield)
March 27	Austin Bull (Grand Canyon)
April 3	Tristen Carranza (NM State)
April 10	
April 17	
April 24	
May 1	
May 8	
May 15	
May 22	

2017 WAC PRESEASON COACHES POLL

Rank	Team (1st-Place Votes)	Points
1.	Seattle U (4)	60
2.	NM State (1)	52
3.	Sacramento State (2)	47
4.	Grand Canyon	46
5.	Utah Valley (2)	43
6.	CSU Bakersfield	25
7.	UT Rio Grande Valley	24
8.	Northern Colorado	19
9.	Chicago State	8

2017 PRESEASON ALL-WAC TEAM

Catcher.....	Mason Fishback, Jr., NM State
First Base.....	Sean Sutton, Jr., Seattle U
Second Base.....	David Metzgar, Sr., CSU Bakersfield
Third Base.....	Trey Stine, Sr., NM State
Shortstop.....	Griffin Andreychuk, Sr., Seattle U
Outfield.....	Garrison Schwartz, Jr., Grand Canyon
Outfield.....	Austin Botello, Sr., NM State
Outfield.....	Jose Garcia, Sr., UT Rio Grande Valley
Starting Pitcher.....	Nick Meservey, Jr., Seattle U
Starting Pitcher.....	Kyle Bradish, So., NM State
Starting Pitcher.....	Tarik Skubal, Jr., Seattle U
Relief Pitcher.....	Connor Moore, Sr., Seattle U

Player of the Year ...Garrison Schwartz, Jr. Grand Canyon
 Pitcher of the Year.....Nick Meservey, Jr., LHP, Seattle U



AROUND THE WAC (2017)

BATTING AVG.		
1.	NM State	.316
2.	CSU Bakersfield	.311
3.	Grand Canyon	.287
4.	Sacramento State	.273
5.	UT Rio Grande Valley	.265
6.	Northern Colorado	.262
7.	Seattle U	.258
8.	Utah Valley	.252
9.	Chicago State	.250

SLUGGING PCT.		
1.	NM State	.474
2.	Northern Colorado	.404
3.	Sacramento State	.398
4.	UT Rio Grande Valley	.379
5.	CSU Bakersfield	.378
6.	Grand Canyon	.377
7.	Seattle U	.370
8.	Utah Valley	.364
9.	Chicago State	.331

ON-BASE PCT.		
1.	NM State	.403
2.	CSU Bakersfield	.388
3.	UT Rio Grande Valley	.377
4.	Seattle U	.372
5.	Sacramento State	.359
6.	Grand Canyon	.358
7.	Northern Colorado	.347
8.	Chicago State	.341
9.	Utah Valley	.339

HITS		
1.	NM State	322
2.	UT Rio Grande Valley	271
3.	Grand Canyon	253
4.	Sacramento State	245
5.	CSU Bakersfield	245
6.	Northern Colorado	228
7.	Utah Valley	218
8.	Chicago State	217
9.	Seattle U	214

RBI		
1.	NM State	204
2.	UT Rio Grande Valley	157
3.	Sacramento State	135
4.	CSU Bakersfield	127
5.	Grand Canyon	124
6.	Seattle U	121
7.	Northern Colorado	119
8.	Utah Valley	106
9.	Chicago State	102

DOUBLES		
1.	UT Rio Grande Valley	58
2.	NM State	56
3.	Northern Colorado	49
4.	Utah Valley	47
5.	Grand Canyon	44
6.	Sacramento State	43
7.	Chicago State	40
8.	Seattle U	35
9.	CSU Bakersfield	30

TRIPLES		
1.	NM State	15
2.	CSU Bakersfield	10
	UT Rio Grande Valley	10
4.	Sacramento State	9
5.	Chicago State	5
	Seattle U	5
7.	Utah Valley	4
8.	Northern Colorado	3
	Grand Canyon	3

HOME RUNS		
1.	NM State	25
2.	Northern Colorado	23
3.	Sacramento State	17
4.	Seattle U	16
5.	Utah Valley	14
6.	UT Rio Grande Valley	13
7.	Grand Canyon	10
8.	Chicago State	7
9.	CSU Bakersfield	1

STOLEN BASES		
1.	CSU Bakersfield	28
	Seattle U	28
3.	Sacramento State	27
4.	UT Rio Grande Valley	21
5.	Northern Colorado	19
6.	Chicago State	18
7.	Utah Valley	16
8.	NM State	15
9.	Grand Canyon	13

RUNS PER GAME		
1.	NM State	7.69
2.	CSU Bakersfield	5.91
3.	Sacramento State	5.65
4.	UT Rio Grande Valley	5.44
5.	Grand Canyon	5.27
6.	Northern Colorado	5.00
	Seattle U	5.00
8.	Chicago State	4.56
9.	Utah Valley	4.35

INNINGS PITCHED		
1.	UT Rio Grande Valley	278.0
2.	NM State	252.0
3.	Sacramento State	230.2
4.	Grand Canyon	228.0
5.	Utah Valley	224.0
6.	Northern Colorado	221.1
7.	Seattle U	219.1
8.	Chicago State	219.0
9.	CSU Bakersfield	199.0

ERA		
1.	Sacramento State	3.74
2.	UT Rio Grande Valley	3.80
3.	CSU Bakersfield	4.66
4.	NM State	5.00
5.	Seattle U	5.38
6.	Northern Colorado	5.48
7.	Grand Canyon	5.49
8.	Utah Valley	6.40
9.	Chicago State	6.46

OPPOSING BATTING AVG.		
1.	Sacramento State	.238
2.	UT Rio Grande Valley	.255
3.	NM State	.268
4.	Grand Canyon	.274
5.	Seattle U	.282
6.	CSU Bakersfield	.296
7.	Chicago State	.297
8.	Northern Colorado	.299
9.	Utah Valley	.310

STRIKEOUTS		
1.	UT Rio Grande Valley	263
2.	NM State	229
3.	Sacramento State	182
4.	Seattle U	172
	Northern Colorado	172
6.	Utah Valley	166
7.	Grand Canyon	165
8.	CSU Bakersfield	152
9.	Chicago State	143

WALKS		
1.	CSU Bakersfield	74
2.	Grand Canyon	79
3.	Sacramento State	81
4.	Utah Valley	92
5.	Seattle U	100
6.	Northern Colorado	120
7.	NM State	121
8.	UT Rio Grande Valley	130
9.	Chicago State	142

FIELDING PCT.		
1.	Sacramento State	.981
2.	UT Rio Grande Valley	.976
3.	Grand Canyon	.971
4.	Seattle U	.966
5.	NM State	.964
6.	Utah Valley	.961
7.	Chicago State	.961
8.	Northern Colorado	.959
9.	CSU Bakersfield	.952

ERRORS		
1.	CSU Bakersfield	40
	Northern Colorado	40
3.	Chicago State	36
	NM State	36
	Utah Valley	36
6.	UT Rio Grande Valley	33
7.	Seattle U	31
8.	Grand Canyon	26
9.	Sacramento State	17

HIT BY PITCHES		
1.	Sacramento State	.982
2.	Grand Canyon	.973
3.	UT Rio Grande Valley	.972
4.	Seattle U	.968
5.	NM State	.967
6.	Chicago State	.963
7.	Utah Valley	.962
8.	Northern Colorado	.959
9.	CSU Bakersfield	.953



2017 STARTERS GAME-BY-GAME

DATE	Opp. (W-L-ND)	IP	H	R	ER	BB	SO
Feb. 17	Bryant (L)	4.0	2	4	4	6	4
Feb. 18	Bryant (L)	4.0	5	3	3	3	0
Feb. 18	Bryant (ND)	5.0	3	3	2	5	5
Feb. 19	Bryant (W)	6.0	7	3	3	1	5
Feb. 21	at #21 Texas Tech (ND)	2.0	2	1	1	1	1
Feb. 24	Mount Saint Mary's (W)	6.0	6	2	2	2	8
Feb. 25	Mount Saint Mary's (W)	6.0	3	1	1	5	7
Feb. 25	Mount Saint Mary's (W)	5.0	10	4	4	1	8
Feb. 26	Mount Saint Mary's (ND)	2.1	0	0	0	0	2
Feb. 28	at Arizona State (ND)	2.0	3	0	0	1	2
March 3	Yale (L)	6.1	6	3	3	1	6
March 4	Yale (W)	7.0	8	3	3	0	5
March 4	Yale (ND)	5.1	5	2	2	1	4
March 5	Yale (W)	6.0	9	3	2	1	8
March 7	vs. New Mexico (ND)	1.0	1	0	0	0	1
March 10	at Utah (ND)	6.0	5	1	1	1	6
March 11	at Utah (L)	6.0	6	5	4	3	7
March 12	at Utah (W)	8.1	5	0	0	4	5
March 14	at BYU (W)	6.0	7	4	3	3	3
March 20	at Benedictine U. at Mesa (ND)	7.0	6	4	4	0	8
March 20	at Benedictine U. at Mesa (ND)	2.0	2	0	0	3	3
March 21	at Arizona (L)	5.0	5	4	2	2	0
March 24	at UC Santa Barbara (W)	6.0	6	3	2	4	5
March 25	at UC Santa Barbara (L)	5.0	9	6	4	1	7
March 26	at UC Santa Barbara (L)	6.0	10	6	5	1	5
March 28	New Mexico (ND)	3.1	3	2	0	3	5
March 31	at Seattle U* (W)	7.0	1	1	1	5	8
April 1	at Seattle U* (W)	7.0	4	4	4	4	9
April 2	at Seattle U* (W)	7.0	4	2	2	3	3
April 4	<u>Texas Tech</u>						
April 7	<u>UT Rio Grande Valley*</u>						
April 8	<u>UT Rio Grande Valley*</u>						
April 9	<u>UT Rio Grande Valley*</u>						
April 13	<u>at Sacramento State*</u>						
April 14	<u>at Sacramento State*</u>						
April 15	<u>at Sacramento State*</u>						
April 18	<u>at Texas Tech</u>						
April 21	<u>Northern Colorado*</u>						
April 22	<u>Northern Colorado*</u>						
April 23	<u>Northern Colorado*</u>						
April 25	<u>at Arizona</u>						
April 28	<u>Grand Canyon*</u>						
April 29	<u>Grand Canyon*</u>						
April 30	<u>Grand Canyon*</u>						
May 2	<u>at New Mexico</u>						
May 5	<u>at Utah Valley*</u>						
May 6	<u>at Utah Valley*</u>						
May 7	<u>at Utah Valley*</u>						
May 12	<u>at Chicago State*</u>						
May 13	<u>at Chicago State*</u>						
May 14	<u>at Chicago State*</u>						
May 18	<u>CSU Bakersfield*</u>						
May 19	<u>CSU Bakersfield*</u>						
May 20	<u>CSU Bakersfield*</u>						
May 23	<u>WAC Tournament</u>						
May 24	<u>WAC Tournament</u>						
May 25	<u>WAC Tournament</u>						
May 26	<u>WAC Tournament</u>						

2017 BULLPEN GAME-BY-GAME

DATE	Opp. (W-L-ND)	IP	H	R	ER	BB	SO
Feb. 17	Bryant (ND)	5.0	4	2	2	3	1
Feb. 18	Bryant (ND)	5.0	13	10	10	3	3
Feb. 18	Bryant (W)	4.0	3	0	0	2	2
Feb. 19	Bryant (ND)	3.0	5	4	4	0	3
Feb. 21	at #21 Texas Tech (L)	6.0	16	15	12	4	3
Feb. 24	Mount Saint Mary's (ND)	3.0	1	0	0	1	2
Feb. 25	Mount Saint Mary's (ND)	3.0	2	2	1	2	3
Feb. 25	Mount Saint Mary's (ND)	4.0	1	0	0	0	4
Feb. 26	Mount Saint Mary's (W)	6.2	2	1	1	1	9
Feb. 28	at Arizona State (L)	6.0	12	12	9	8	4
March 3	Yale (ND)	2.2	2	0	0	1	3
March 4	Yale (ND)	2.0	5	2	1	1	1
March 4	Yale (W)	3.2	1	1	1	1	3
March 5	Yale (ND)	3.0	2	2	2	1	2
March 7	vs. New Mexico (L)	9.0	11	8	4	4	6
March 10	at Utah (L)	2.0	4	4	4	1	0
March 11	at Utah (ND)	2.0	0	0	0	1	1
March 12	at Utah (ND)	0.2	1	0	0	0	2
March 14	at BYU (ND)	3.0	3	2	2	2	5
March 20	at Benedictine U. at Mesa (W)	2.0	1	2	2	1	2
March 20	at Benedictine U. at Mesa (W)	5.0	12	7	7	3	8
March 21	at Arizona (ND)	3.0	3	2	2	3	3
March 24	at UC Santa Barbara (ND)	3.0	1	0	0	1	1
March 25	at UC Santa Barbara (ND)	3.0	2	2	2	1	2
March 26	at UC Santa Barbara (ND)	2.0	2	1	1	1	3
March 28	New Mexico (L)	5.2	4	3	3	4	7
March 31	at Seattle U* (ND)	2.0	3	1	1	0	2
April 1	at Seattle U* (S)	2.0	1	1	1	4	2
April 2	at Seattle U* (ND)	2.0	3	2	2	2	2
April 4	<u>Texas Tech</u>						
April 7	<u>UT Rio Grande Valley*</u>						
April 8	<u>UT Rio Grande Valley*</u>						
April 9	<u>UT Rio Grande Valley*</u>						
April 13	<u>at Sacramento State*</u>						
April 14	<u>at Sacramento State*</u>						
April 15	<u>at Sacramento State*</u>						
April 18	<u>at Texas Tech</u>						
April 21	<u>Northern Colorado*</u>						
April 22	<u>Northern Colorado*</u>						
April 23	<u>Northern Colorado*</u>						
April 25	<u>at Arizona</u>						
April 28	<u>Grand Canyon*</u>						
April 29	<u>Grand Canyon*</u>						
April 30	<u>Grand Canyon*</u>						
May 2	<u>at New Mexico</u>						
May 5	<u>at Utah Valley*</u>						
May 6	<u>at Utah Valley*</u>						
May 7	<u>at Utah Valley*</u>						
May 12	<u>at Chicago State*</u>						
May 13	<u>at Chicago State*</u>						
May 14	<u>at Chicago State*</u>						
May 18	<u>CSU Bakersfield*</u>						
May 19	<u>CSU Bakersfield*</u>						
May 20	<u>CSU Bakersfield*</u>						
May 23	<u>WAC Tournament</u>						
May 24	<u>WAC Tournament</u>						
May 25	<u>WAC Tournament</u>						
May 26	<u>WAC Tournament</u>						



GAME-BY-GAME STARTERS BY BATTING ORDER

Date	Opponent	Rec.	1st	2nd	3rd	4th	5th	6th	7th	8th	9th
Feb. 17	Bryant	0-1	Still	Sakurai	Botello	Hetzel	Stine	Fishback	Hatch	Carranza	Popylisen
Feb. 18	Bryant (OH-1)	0-2	Still	Stine	Botello	Hetzel	Fishback	Hatch	Sakurai	Carranza	Popylisen
Feb. 18	Bryant (OH-2)	1-2	Still	Popylisen	Botello	Hetzel	Hatch	Sakurai	Williams	Ortiz	Bush
Feb. 19	Bryant	2-2	Still	Popylisen	Botello	Hetzel	Hatch	Fishback	Sakurai	Williams	Ortiz
Feb. 21	at #21 Texas Tech	2-3	Still	Popylisen	Botello	Hetzel	Hatch	Fishback	Sakurai	Williams	Ortiz
Feb. 24	Mount Saint Mary's	3-3	Still	Botello	Hetzel	Fishback	Hatch	Williams	Sakurai	Ortiz	Popylisen
Feb. 25	Mount Saint Mary's (OH-1)	4-3	Still	Botello	Hetzel	Hatch	Williams	Sakurai	Ortiz	Popylisen	Bush
Feb. 25	Mount Saint Mary's (OH-2)	5-3	Still	Botello	Hetzel	Hatch	Fishback	Ortiz	Sakurai	Carranza	Popylisen
Feb. 26	Mount Saint Mary's	6-3	Still	Botello	Hetzel	Fishback	Hatch	Ortiz	Sakurai	Carranza	Popylisen
Feb. 28	at Arizona State	6-4	Still	Botello	Hetzel	Fishback	Hatch	Ortiz	Sakurai	Carranza	Bush
March 3	Yale	6-5	Still	Botello	Hetzel	Fishback	Hatch	Ortiz	Sakurai	Carranza	Popylisen
March 4	Yale (OH-1)	7-5	Still	Ortiz	Botello	Hetzel	Hatch	Fishback	Sakurai	Williams	Bush
March 4	Yale (OH-2)	8-5	Still	Ortiz	Botello	Hetzel	Hatch	Fishback	Sakurai	Williams	Kiser
March 5	Yale	9-5	Still	Ortiz	Botello	Hatch	Fishback	Sakurai	Carranza	Bush	Kiser
March 7	vs. New Mexico	9-6	Still	Ortiz	Botello	Hetzel	Hatch	Fishback	Sakurai	Carranza	Kiser
March 10	at Utah	9-7	Still	Ortiz	Botello	Hetzel	Hatch	Fishback	Sakurai	Carranza	Bush
March 11	at Utah	9-8	Still	Ortiz	Botello	Hetzel	Hatch	Fishback	Sakurai	Carranza	Kiser
March 12	at Utah	10-8	Still	Ortiz	Botello	Hetzel	Fishback	Hatch	Carranza	Sakurai	Popylisen
March 14	at BYU	11-8	Still	Ortiz	Botello	Hetzel	Fishback	Hatch	Sakurai	Carranza	Balman
March 20	at Benedictine U at Mesa	12-8	Still	Ortiz	Botello	Hetzel	Fishback	Hatch	Carranza	Sakurai	Popylisen
March 20	at Benedictine U at Mesa	13-8	Still	Ortiz	Botello	Hetzel	Hatch	Carranza	Sakurai	Williams	Bush
March 21	at Arizona	13-9	Still	Ortiz	Botello	Hetzel	Fishback	Hatch	Carranza	Sakurai	Bush
March 24	at UC Santa Barbara	14-9	Still	Ortiz	Botello	Hetzel	Carranza	Fishback	Hatch	Sakurai	Bush
March 25	at UC Santa Barbara	14-10	Still	Ortiz	Botello	Hetzel	Carranza	Fishback	Hatch	Sakurai	Kiser
March 26	at UC Santa Barbara	14-11	Still	Ortiz	Botello	Hetzel	Hatch	Carranza	Sakurai	Williams	Bush
March 28	New Mexico	14-12	Still	Ortiz	Botello	Hetzel	Carranza	Hatch	Fishback	Sakurai	Williams
March 31	at Seattle U*	15-2	Still	Ortiz	Botello	Hetzel	Fishback	Carranza	Hatch	Sakurai	Bush
April 1	at Seattle U*	16-2	Still	Ortiz	Botello	Hetzel	Fishback	Carranza	Hatch	Sakurai	Bush
April 2	at Seattle U*	17-2	Still	Ortiz	Botello	Hetzel	Carranza	Hatch	Fishback	Sakurai	Popylisen
April 4	Texas Tech										
April 7	UT Rio Grande Valley*										
April 8	UT Rio Grande Valley*										
April 9	UT Rio Grande Valley*										
April 13	at Sacramento State*										
April 14	at Sacramento State*										
April 15	at Sacramento State*										
April 18	vs. Texas Tech										
April 21	Northern Colorado*										
April 22	Northern Colorado*										
April 23	Northern Colorado*										
April 25	at Arizona										
April 28	Grand Canyon*										
April 29	Grand Canyon*										
April 30	Grand Canyon*										
May 2	at New Mexico										
May 5	at Utah Valley*										
May 6	at Utah Valley*										
May 7	at Utah Valley*										
May 12	at Chicago State*										
May 13	at Chicago State*										
May 14	at Chicago State*										
May 18	CSU Bakersfield*										
May 19	CSU Bakersfield*										
May 20	CSU Bakersfield*										
May 23	WAC Tournament										
May 24	WAC Tournament										
May 25	WAC Tournament										
May 26	WAC Tournament										



GAME-BY-GAME STARTERS BY POSITION

Date	Opponent	Rec.	C	1B	2B	SS	3B	LF	CF	RF	DH
Feb. 17	Bryant	0-1	Fishback	Carranza	Sakurai	Hatch	Stine	Popylisen	Still	Hetzel	Botello
Feb. 18	Bryant (DH-1)	0-2	Fishback	Carranza	Sakurai	Hatch	Stine	Popylisen	Still	Hetzel	Botello
Feb. 18	Bryant (DH-2)	1-2	Bush	Williams	Sakurai	Hatch	Ortiz	Popylisen	Still	Hetzel	Botello
Feb. 19	Bryant	2-2	Fishback	Williams	Sakurai	Hatch	Ortiz	Popylisen	Still	Hetzel	Botello
Feb. 21	at #21 Texas Tech	2-3	Fishback	Williams	Sakurai	Hatch	Ortiz	Popylisen	Still	Hetzel	Botello
Feb. 24	Mount Saint Mary's	3-3	Fishback	Williams	Sakurai	Hatch	Ortiz	Popylisen	Still	Botello	Hetzel
Feb. 25	Mount Saint Mary's (DH-1)	4-3	Bush	Williams	Sakurai	Hatch	Ortiz	Popylisen	Still	Botello	Hetzel
Feb. 25	Mount Saint Mary's (DH-2)	5-3	Fishback	Carranza	Sakurai	Hatch	Ortiz	Popylisen	Still	Botello	Hetzel
Feb. 26	Mount Saint Mary's	6-3	Fishback	Carranza	Sakurai	Hatch	Ortiz	Popylisen	Still	Botello	Hetzel
Feb. 28	at Arizona State	6-4	Bush	Carranza	Sakurai	Hatch	Ortiz	Botello	Still	Hetzel	Fishback
March 3	Yale	6-5	Fishback	Carranza	Sakurai	Hatch	Ortiz	Popylisen	Still	Hetzel	Botello
March 4	Yale (DH-1)	7-5	Bush	Williams	Sakurai	Hatch	Ortiz	Botello	Still	Hetzel	Fishback
March 4	Yale (DH-2)	8-5	Fishback	Williams	Sakurai	Hatch	Ortiz	Kiser	Still	Hetzel	Botello
March 5	Yale	9-5	Bush	Carranza	Sakurai	Hatch	Ortiz	Kiser	Still	Botello	Fishback
March 7	vs. New Mexico	9-6	Fishback	Carranza	Sakurai	Hatch	Ortiz	Kiser	Still	Hetzel	Botello
March 10	at Utah	9-7	Bush	Carranza	Sakurai	Hatch	Ortiz	Botello	Still	Hetzel	Fishback
March 11	at Utah	9-8	Fishback	Carranza	Sakurai	Hatch	Ortiz	Botello	Still	Hetzel	Kiser
March 12	at Utah	10-8	Fishback	Carranza	Sakurai	Hatch	Ortiz	Popylisen	Still	Hetzel	Botello
March 14	at BYU	11-8	Fishback	Carranza	Sakurai	Hatch	Ortiz	Botello	Still	Hetzel	Balman
March 20	at Benedictine U. at Mesa	12-8	Fishback	Carranza	Sakurai	Hatch	Ortiz	Popylisen	Still	Hetzel	Botello
March 20	at Benedictine U. at Mesa	13-8	Bush	Williams	Sakurai	Hatch	Ortiz	Botello	Still	Hetzel	Carranza
March 21	at Arizona	13-9	Bush	Carranza	Sakurai	Hatch	Ortiz	Botello	Still	Hetzel	Fishback
March 24	at UC Santa Barbara	14-9	Bush	Carranza	Sakurai	Hatch	Ortiz	Botello	Still	Hetzel	Fishback
March 25	at UC Santa Barbara	14-10	Fishback	Carranza	Sakurai	Hatch	Ortiz	Botello	Still	Hetzel	Kiser
March 26	at UC Santa Barbara	14-11	Bush	Carranza	Sakurai	Hatch	Ortiz	Botello	Still	Hetzel	Williams
March 28	New Mexico	14-12	Fishback	Carranza	Sakurai	Hatch	Ortiz	Botello	Still	Hetzel	Williams
March 31	at Seattle U*	15-12	Bush	Carranza	Sakurai	Hatch	Ortiz	Botello	Still	Hetzel	Fishback
April 1	at Seattle U*	16-12	Bush	Carranza	Sakurai	Hatch	Ortiz	Botello	Still	Hetzel	Fishback
April 2	at Seattle U*	17-12	Fishback	Carranza	Sakurai	Hatch	Ortiz	Botello	Still	Hetzel	Popylisen
April 4	Texas Tech										
April 7	UT Rio Grande Valley*										
April 8	UT Rio Grande Valley*										
April 9	UT Rio Grande Valley*										
April 13	at Sacramento State*										
April 14	at Sacramento State*										
April 15	at Sacramento State*										
April 18	vs. Texas Tech										
April 21	Northern Colorado*										
April 22	Northern Colorado*										
April 23	Northern Colorado*										
April 25	at Arizona										
April 28	Grand Canyon*										
April 29	Grand Canyon*										
April 30	Grand Canyon*										
May 2	at New Mexico										
May 5	at Utah Valley*										
May 6	at Utah Valley*										
May 7	at Utah Valley*										
May 12	at Chicago State*										
May 13	at Chicago State*										
May 14	at Chicago State*										
May 18	CSU Bakersfield*										
May 19	CSU Bakersfield*										
May 20	CSU Bakersfield*										
May 23	WAC Tournament										
May 24	WAC Tournament										
May 25	WAC Tournament										
May 26	WAC Tournament										



2017 TEAM GAME-BY-GAME (HITTING)

Date	Opponent	ab	r	h	rbi	2b	3b	hr	tb	bb	ibb	sb	cs	hbp	sac	sf	gdp	k	po	a	e	lob	avg
Feb 17	BRYANT	30	3	5	3	1	0	0	6	8	0	0	1	2	0	0	1	14	27	15	0	10	.167
Feb 18	BRYANT	41	7	13	7	3	2	0	20	5	0	0	0	0	1	0	1	5	27	10	2	13	.254
Feb 18	BRYANT	30	4	9	4	1	1	0	12	2	0	1	0	1	1	1	0	3	27	9	2	7	.267
Feb 19	BRYANT	39	20	14	18	3	0	3	26	11	0	1	0	4	0	1	1	8	27	14	1	11	.293
Feb 21	at Texas Tech	28	1	2	1	2	0	0	4	3	0	0	0	1	0	1	0	9	24	11	3	5	.256
Feb 24	MOUNT ST. MARY'S	41	13	20	11	1	0	0	21	2	0	3	0	2	0	1	0	6	27	10	0	9	.301
Feb 25	MOUNT ST. MARY'S	33	6	10	4	4	0	0	14	4	0	1	0	2	2	0	0	5	27	12	1	11	.302
Feb 25	MOUNT ST. MARY'S	50	25	29	25	5	1	2	42	7	0	2	0	1	0	1	0	4	27	11	0	10	.349
Feb 26	MOUNT ST. MARY'S	48	29	27	28	5	0	5	47	2	0	0	0	6	0	1	0	4	27	11	1	4	.379
Feb 28	at Arizona State	34	5	8	5	2	0	0	10	7	0	0	1	1	0	0	0	11	24	9	3	10	.366
Mar 03	YALE	31	1	5	1	0	1	0	7	1	0	0	0	3	0	0	0	6	27	7	1	7	.351
Mar 04	YALE	39	16	15	13	5	0	1	23	8	0	2	1	0	0	1	0	5	27	18	0	8	.354
Mar 04	YALE	31	7	13	6	3	0	0	16	6	0	1	2	0	2	1	2	7	27	13	1	9	.358
Mar 05	YALE	42	18	19	14	3	2	2	32	7	0	0	0	3	0	0	2	6	27	16	3	10	.366
Mar 07	vs New Mexico	37	2	12	2	0	0	0	12	0	0	0	0	1	0	0	1	7	27	12	4	9	.363
Mar 10	at Utah	26	1	3	0	1	1	0	6	3	0	0	0	1	0	0	3	8	24	11	0	2	.352
Mar 11	at Utah	32	1	6	1	0	0	1	9	2	0	0	0	1	0	0	1	6	24	8	2	7	.343
Mar 12	at Utah	35	3	9	2	2	1	0	13	4	0	0	1	0	1	0	0	7	27	8	0	10	.338
Mar 14	at Brigham Young Univ.	41	8	14	8	2	2	0	20	6	0	0	0	3	1	0	0	9	27	12	3	16	.339
Mar 20	vs Benedictine at Mesa	32	8	12	8	4	0	0	16	5	0	1	0	1	1	1	2	2	27	10	1	8	.340
Mar 20	vs Benedictine at Mesa	25	10	9	9	1	0	3	19	5	0	1	0	3	0	2	1	4	21	7	0	7	.341
Mar 21	at Arizona	34	3	7	3	3	1	1	15	3	0	0	0	1	1	0	1	4	24	13	3	9	.335
Mar 24	at UC Santa Barbara	37	7	10	7	0	0	1	13	3	0	0	0	0	0	0	1	11	27	7	1	6	.332
Mar 25	at UC Santa Barbara	29	0	3	0	0	0	0	3	2	0	0	1	0	0	0	0	8	24	7	2	4	.324
Mar 26	at UC Santa Barbara	35	2	9	2	1	0	0	10	0	0	1	0	0	0	0	2	9	24	12	2	6	.322
Mar 28	NEW MEXICO	35	3	9	3	2	0	0	11	1	0	0	0	1	0	0	0	7	27	11	0	7	.319
*Mar 31	at Seattle University	34	6	9	6	0	0	3	18	0	0	0	1	1	1	0	0	7	27	7	0	3	.317
*Apr 01	at Seattle University	37	8	11	7	1	3	1	21	1	0	0	0	0	2	0	1	9	27	11	0	5	.316
*Apr 02	at Seattle University	34	6	10	6	1	0	2	17	5	0	1	0	4	1	0	2	6	27	10	0	11	.316
Totals		1020	223	322	204	56	15	25	483	113	0	15	8	43	14	11	22	197	756	312	36	234	.316



2017 TEAM GAME-BY-GAME (PITCHING)

Date	Opponent	ip	h	r	er	bb	so	2b	3b	hr	wp	bk	hbp	dp	ibb	score	w-l	sv	era
Feb 17	BRYANT	9.0	6	6	6	9	5	2	0	0	1	0	1	2	0	3-6	0-1	0	6.00
Feb 18	BRYANT	9.0	18	13	13	6	3	3	1	3	2	1	1	1	0	7-13	0-2	0	9.50
Feb 18	BRYANT	9.0	6	3	2	7	7	2	0	0	0	1	0	0	0	4-3	1-2	1	7.00
Feb 19	BRYANT	9.0	12	7	7	1	8	3	0	3	0	0	0	1	0	20-7	2-2	1	7.00
Feb 21	at Texas Tech	8.0	18	16	13	5	4	2	0	2	1	0	1	1	0	1-16	2-3	1	8.39
Feb 24	MOUNT ST. MARY'S	9.0	7	2	2	3	10	1	1	0	1	0	0	1	0	13-2	3-3	1	7.30
Feb 25	MOUNT ST. MARY'S	9.0	5	3	2	7	10	1	0	1	0	0	0	0	0	6-3	4-3	2	6.53
Feb 25	MOUNT ST. MARY'S	9.0	11	4	4	1	12	1	0	0	2	0	0	1	0	25-4	5-3	2	6.21
Feb 26	MOUNT ST. MARY'S	9.0	2	1	1	1	11	0	0	0	1	0	1	0	0	29-1	6-3	2	5.62
Feb 28	at Arizona State	8.0	15	12	9	9	6	1	0	0	4	0	1	1	0	5-12	6-4	2	6.03
Mar 03	YALE	9.0	8	3	2	2	9	1	0	1	0	0	0	1	0	1-3	6-5	2	5.66
Mar 04	YALE	9.0	13	5	4	1	6	1	0	1	0	0	0	1	0	16-5	7-5	2	5.52
Mar 04	YALE	9.0	6	3	3	2	7	0	0	1	0	0	0	0	0	7-3	8-5	2	5.32
Mar 05	YALE	9.0	11	5	4	2	10	2	0	2	2	0	0	2	0	18-5	9-5	2	5.23
Mar 07	vs New Mexico	9.0	12	8	4	4	7	3	0	1	1	0	2	0	0	2-8	9-6	2	5.14
Mar 10	at Utah	8.0	9	5	5	2	6	0	0	4	1	0	1	1	0	1-5	9-7	2	5.17
Mar 11	at Utah	8.0	6	5	4	4	8	2	0	0	1	0	2	0	0	1-5	9-8	2	5.13
Mar 12	at Utah	9.0	6	0	0	4	7	1	0	0	0	0	0	1	0	3-0	10-8	3	4.84
Mar 14	at Brigham Young Univ.	9.0	10	6	5	5	8	2	0	0	2	0	1	1	0	8-6	11-8	4	4.85
Mar 20	vs Benedictine at Mesa	9.0	7	6	6	1	10	2	0	0	1	0	1	0	0	8-6	12-8	4	4.91
Mar 20	vs Benedictine at Mesa	7.0	14	7	7	6	11	3	0	0	0	0	0	1	0	10-7	13-8	4	5.07
Mar 21	at Arizona	8.0	8	6	4	5	3	2	0	0	3	0	1	0	0	3-6	13-9	4	5.04
Mar 24	at UC Santa Barbara	9.0	7	3	2	5	6	2	0	0	2	0	1	1	0	7-3	14-9	5	4.91
Mar 25	at UC Santa Barbara	8.0	11	8	6	2	9	2	1	0	0	0	1	0	0	0-8	14-10	5	4.98
Mar 26	at UC Santa Barbara	8.0	12	7	6	2	8	5	1	0	0	0	0	2	0	2-7	14-11	5	5.04
Mar 28	NEW MEXICO	9.0	7	5	3	7	12	0	1	1	1	0	0	2	0	3-5	14-12	5	4.96
*Mar 31	at Seattle University	9.0	4	2	2	5	10	0	0	1	0	0	0	0	0	6-2	15-12	5	4.85
*Apr 01	at Seattle University	9.0	5	5	5	8	11	0	0	1	2	1	1	1	0	8-5	16-12	6	4.85
*Apr 02	at Seattle University	9.0	7	4	4	5	5	0	0	1	0	0	0	0	0	6-4	17-12	7	4.82
Totals		252.0	263	160	135	121	229	44	5	23	28	3	16	22	0	223-160	17-12	7	4.82



2017 OVERALL STATISTICS

Record: 17-12 Home: 9-4 Away: 6-7 Neutral: 2-1 WAC: 3-0

Player	avg	gp-gs	ab	r	h	2b	3b	hr	rbi	tb	slg%	bb	hp	so	gdp	ob%	sf	sh	sb-att	po	a	e	fld%
5 Brent Sakurai	.364	29-29	107	22	39	4	4	2	16	57	.533	13	0	15	0	.430	1	3	2-2	42	80	4	.968
36 Joey Ortiz	.353	28-27	119	27	42	6	3	0	16	54	.454	6	3	9	3	.395	1	4	1-3	17	53	1	.986
13 Austin Botello	.345	29-29	113	27	39	9	2	3	31	61	.540	21	3	20	1	.453	2	0	1-1	31	1	1	.970
23 Dan Hetzel	.327	28-28	101	23	33	9	0	4	28	54	.535	19	3	24	4	.440	2	0	0-0	45	1	2	.958
25 Mason Fishback	.324	25-25	102	20	33	7	0	2	18	46	.451	3	7	20	0	.384	0	0	0-0	122	13	4	.971
27 Tristen Carranza	.321	24-22	81	19	26	6	0	9	30	59	.728	6	8	20	3	.421	0	0	0-0	181	13	6	.970
1 Marcus Still	.291	29-29	117	21	34	3	2	1	13	44	.376	15	7	27	2	.397	2	0	5-9	63	2	2	.970
11 LJ Hatch	.284	29-29	109	24	31	7	2	1	21	45	.413	10	6	13	7	.373	1	3	2-2	51	85	7	.951

3 Greg Popylisen	.333	13-13	42	13	14	0	1	0	8	16	.381	4	3	11	0	.429	0	2	4-4	11	1	0	1.000
35 Brian Kiser	.333	14-5	27	7	9	0	0	1	4	12	.444	1	0	5	0	.345	1	0	0-0	5	0	0	1.000
18 Roman Trujillo	.333	5-0	3	2	1	0	0	1	1	4	1.333	0	2	1	0	.600	0	0	0-0	1	0	0	1.000
44 Cooper Williams	.256	14-10	39	6	10	3	0	0	9	13	.333	4	0	12	1	.326	0	1	0-0	72	7	2	.975
6 David Bellamy	.250	8-0	8	3	2	0	0	0	2	2	.250	2	0	1	0	.400	0	0	0-0	1	0	0	1.000
26 Jason Bush	.205	14-12	44	7	9	2	1	1	7	16	.364	2	0	14	1	.234	1	1	0-2	95	13	1	.991
9 Jaron Balman	.000	7-1	7	1	0	0	0	0	0	0	.000	4	0	5	0	.364	0	0	0-0	0	0	0	.000
10 Trey Stine	.000	2-2	1	1	0	0	0	0	0	0	.000	3	1	0	0	.800	0	0	0-0	1	2	0	1.000
41 Austin Bryan	.000	3-0	0	0	0	0	0	0	0	0	.000	0	0	0	0	.000	0	0	0-0	2	0	0	1.000
24 Marcel Renteria	.000	7-6	0	0	0	0	0	0	0	0	.000	0	0	0	0	.000	0	0	0-0	4	5	1	.900
17 Ruger Rodriguez	.000	13-0	0	0	0	0	0	0	0	0	.000	0	0	0	0	.000	0	0	0-0	0	0	0	.000
33 Keaton Graf	.000	8-0	0	0	0	0	0	0	0	0	.000	0	0	0	0	.000	0	0	0-0	0	1	0	1.000
38 Kyle Bradish	.000	7-7	0	0	0	0	0	0	0	0	.000	0	0	0	0	.000	0	0	0-0	4	5	1	.900
16 Alex Reyes	.000	8-0	0	0	0	0	0	0	0	0	.000	0	0	0	0	.000	0	0	0-0	0	2	1	.667
15 Steven Butts	.000	5-0	0	0	0	0	0	0	0	0	.000	0	0	0	0	.000	0	0	0-0	0	0	0	.000
12 Chris Kucko	.000	6-3	0	0	0	0	0	0	0	0	.000	0	0	0	0	.000	0	0	0-0	0	1	0	1.000
21 Matthew McHugh	.000	10-5	0	0	0	0	0	0	0	0	.000	0	0	0	0	.000	0	0	0-0	2	5	0	1.000
20 Dalton Shalberg	.000	13-1	0	0	0	0	0	0	0	0	.000	0	0	0	0	.000	0	0	0-0	2	5	0	1.000
39 Matthew Perea	.000	13-0	0	0	0	0	0	0	0	0	.000	0	0	0	0	.000	0	0	0-0	0	0	0	.000
19 Chance Hroch	.000	8-0	0	0	0	0	0	0	0	0	.000	0	0	0	0	.000	0	0	0-0	1	0	0	1.000
37 Joseph Standley	.000	8-0	0	0	0	0	0	0	0	0	.000	0	0	0	0	.000	0	0	0-0	0	3	0	1.000
8 Andy Frakes	.000	11-0	0	0	0	0	0	0	0	0	.000	0	0	0	0	.000	0	0	0-0	2	4	2	.750
28 Jonathan Groff	.000	8-7	0	0	0	0	0	0	0	0	.000	0	0	0	0	.000	0	0	0-0	1	8	1	.900
7 Chris Butcher	.000	9-0	0	0	0	0	0	0	0	0	.000	0	0	0	0	.000	0	0	0-0	0	2	0	1.000
Totals	.316	29	1020	223	322	56	15	25	204	483	.474	113	43	197	22	.403	11	14	15-23	756	312	36	.967
Opponents	.268	29	981	160	263	44	5	23	140	386	.393	121	16	229	18	.356	7	14	30-41	744	307	34	.969

LOB - Team (234), Opp (225). DP's turned - Team (22), Opp (29). CI - Team (2), M. Fishback 2. Picked off - B. Sakurai 1, M. Fishback 1, M. Still 1.

(All games Sorted by Earned run avg)

Player	era	w-l	app	gs	cg	sho	sv	ip	h	r	er	bb	so	2b	3b	hr	b/avg	wp	hp	bk	sfa	sha
38 Kyle Bradish	2.31	4-0	7	7	0	0/0	5	39.0	28	12	10	23	39	4	0	3	.197	3	1	1	0	1
28 Jonathan Groff	3.50	3-4	8	7	0	0/1	0	43.2	39	24	17	19	31	8	2	3	.239	3	0	0	0	5
24 Marcel Renteria	4.50	4-2	7	6	0	0/0	0	36.0	40	22	18	11	46	9	1	3	.268	5	3	1	1	0
21 Matthew McHugh	4.89	2-1	10	5	0	0/0	1	35.0	40	20	19	13	28	3	0	1	.282	5	2	0	0	0

17 Ruger Rodriguez	0.93	1-0	13	0	0	0/1	5	9.2	4	1	1	2	13	2	0	0	.125	1	1	0	0	0
16 Alex Reyes	0.96	1-0	8	0	0	0/0	1	9.1	5	3	1	5	8	0	0	0	.161	3	1	0	0	1
20 Dalton Shalberg	4.70	0-1	13	1	0	0/0	0	15.1	11	9	8	9	12	4	0	0	.212	1	4	0	0	2
19 Chance Hroch	5.00	0-0	8	0	0	0/0	0	9.0	13	6	5	4	7	1	0	3	.333	1	0	0	0	0
33 Keaton Graf	6.14	0-0	8	0	0	0/0	0	7.1	5	6	5	11	7	2	0	0	.200	4	0	0	1	1
7 Chris Butcher	6.23	0-0	9	0	0	0/0	0	8.2	6	6	6	4	6	1	0	2	.200	1	2	0	1	0
12 Chris Kucko	7.00	0-0	6	3	0	0/0	0	9.0	17	9	7	6	8	3	1	0	.425	0	0	1	0	0
8 Andy Frakes	9.35	1-0	11	0	0	0/0	0	8.2	15	11	9	4	7	3	0	1	.385	0	1	0	1	2
15 Steven Butts	10.12	0-2	5	0	0	0/0	0	5.1	14	8	6	0	4	2	0	1	.483	0	0	0	1	0
39 Matthew Perea	10.57	0-1	13	0	0	0/0	0	7.2	14	9	9	2	7	0	1	4	.389	0	1	0	1	0
37 Joseph Standley	11.12	1-1	8	0	0	0/0	0	5.2	7	7	7	6	3	1	0	1	.368	1	0	0	1	2
41 Austin Bryan	23.62	0-0	3	0	0	0/0	0	2.2	5	7	7	2	3	1	0	1	.385	0	0	0	0	0
Totals	4.82	17-12	29	29	0	1/1	7	252.0	263	160	135	121	229	44	5	23	.268	28	16	3	7	14
Opponents	6.82	12-17	29	29	0	1/1	6	248.0	322	223	188	113	197	56	15	25	.316	26	43	3	11	14

PB - Team (13), M. Fishback 9, J. Bush 4, Opp (10). Pickoffs - Team (3), D. Shalberg 1, J. Groff 1, A. Frakes 1, Opp (3). SBA/ATT - M. Fishback (20-24), J. Bush (10-16), M. McHugh (7-9), J. Groff (7-9), M. Renteria (4-5), K. Bradish (3-5), C. Kucko (3-3), D. Shalberg (2-3), C. Butcher (1-2), A. Frakes (1-1), A. Reyes (0-1), J. Standley (0-1), C. Hroch (1-1), R. Rodriguez (1-1)



2017 WAC STATISTICS

Player	avg	gp-gs	ab	r	h	2b	3b	hr	rbi	tb	slg%	bb	hp	so	gdp	ob%	sf	sh	sb-att	po	a	e	fld%
27 Tristen Carranza	.545	3-3	11	4	6	1	0	3	4	16	1.455	1	1	2	0	.615	0	0	0-0	25	1	0	1.000
13 Austin Botello	.364	3-3	11	3	4	0	1	0	1	6	.545	2	1	4	0	.500	0	0	0-0	9	0	0	1.000
23 Dan Hetzel	.333	3-3	12	4	4	0	0	2	6	10	.833	2	0	3	1	.429	0	0	0-0	8	0	0	1.000
25 Mason Fishback	.333	3-3	12	3	4	1	0	1	3	8	.667	0	1	4	0	.385	0	0	0-0	5	0	0	1.000
36 Joey Ortiz	.308	3-3	13	2	4	0	1	0	1	6	.462	0	0	1	1	.308	0	1	0-0	1	7	0	1.000
11 LJ Hatch	.273	3-3	11	3	3	0	0	0	3	3	.273	0	1	0	1	.333	0	1	0-0	3	7	0	1.000
5 Brent Sakurai	.167	3-3	12	0	2	0	1	0	1	4	.333	0	0	3	0	.167	0	1	0-0	2	7	0	1.000
1 Marcus Still	.083	3-3	12	1	1	0	0	0	0	1	.083	1	1	1	0	.214	0	0	0-0	6	0	0	1.000

3 Greg Popylisen	.333	1-1	3	0	1	0	0	0	0	1	.333	0	0	0	0	.333	0	1	1-1	0	0	0	.000
26 Jason Bush	.125	2-2	8	0	1	0	0	0	0	1	.125	0	0	4	0	.125	0	0	0-1	20	3	0	1.000
28 Jonathan Groff	.000	1-1	0	0	0	0	0	0	0	0	.000	0	0	0	0	.000	0	0	0-0	0	1	0	1.000
16 Alex Reyes	.000	1-0	0	0	0	0	0	0	0	0	.000	0	0	0	0	.000	0	0	0-0	0	0	0	.000
17 Ruger Rodriguez	.000	2-0	0	0	0	0	0	0	0	0	.000	0	0	0	0	.000	0	0	0-0	0	0	0	.000
20 Dalton Shalberg	.000	2-0	0	0	0	0	0	0	0	0	.000	0	0	0	0	.000	0	0	0-0	0	0	0	.000
33 Keaton Graf	.000	1-0	0	0	0	0	0	0	0	0	.000	0	0	0	0	.000	0	0	0-0	0	0	0	.000
7 Chris Butcher	.000	1-0	0	0	0	0	0	0	0	0	.000	0	0	0	0	.000	0	0	0-0	0	0	0	.000
24 Marcel Renteria	.000	1-1	0	0	0	0	0	0	0	0	.000	0	0	0	0	.000	0	0	0-0	2	0	0	1.000
21 Matthew McHugh	.000	2-0	0	0	0	0	0	0	0	0	.000	0	0	0	0	.000	0	0	0-0	0	1	0	1.000
38 Kyle Bradish	.000	1-1	0	0	0	0	0	0	0	0	.000	0	0	0	0	.000	0	0	0-0	0	1	0	1.000
Totals	.286	3	105	20	30	2	3	6	19	56	.533	6	5	22	3	.353	0	4	1-2	81	28	0	1.000
Opponents	.170	3	94	11	16	0	0	3	10	25	.266	18	1	26	1	.310	0	0	2-4	81	30	2	.982

LOB - Team (19), Opp (21). DPs turned - Team (1), Opp (3).

(WAC games only Sorted by Earned run avg)

Player	era	w-l	app	gs	cg	sho	sv	ip	h	r	er	bb	so	2b	3b	hr	b/avg	wp	hp	bks	sfa	sha
38 Kyle Bradish	1.29	1-0	1	1	0	0/0	0	7.0	1	1	1	5	8	0	0	1	.048	0	0	0	0	0
28 Jonathan Groff	2.57	1-0	1	1	0	0/0	0	7.0	4	2	2	3	3	0	0	1	.160	0	0	0	0	0
24 Marcel Renteria	5.14	1-0	1	1	0	0/0	0	7.0	4	4	4	4	9	0	0	1	.167	2	1	1	0	0
21 Matthew McHugh	7.36	0-0	2	0	0	0/0	0	3.2	6	3	3	1	3	0	0	0	.353	0	0	0	0	0

16 Alex Reyes	0.00	0-0	1	0	0	0/0	1	0.2	0	0	0	1	0	0	0	0	.000	0	0	0	0	0
17 Ruger Rodriguez	0.00	0-0	2	0	0	0/0	1	0.1	0	0	0	2	1	0	0	0	.000	0	0	0	0	0
7 Chris Butcher	0.00	0-0	1	0	0	0/0	0	0.1	0	0	0	0	0	0	0	0	.000	0	0	0	0	0
33 Keaton Graf	0.00	0-0	1	0	0	0/0	0	0.0	0	0	0	1	0	0	0	0		0	0	0	0	0
20 Dalton Shalberg	9.00	0-0	2	0	0	0/0	0	1.0	1	1	1	1	2	0	0	0	.250	0	0	0	0	0
Totals	3.67	3-0	3	3	0	0/0	2	27.0	16	11	11	18	26	0	0	3	.170	2	1	1	0	0
Opponents	5.33	0-3	3	3	0	0/0	0	27.0	30	20	16	6	22	2	3	6	.286	1	5	1	0	4

PB - Team (0), Opp (2). SBA/ATT - J. Bush (1-3), K. Bradish (0-1), M. McHugh (1-1), M. Fishback (1-1), M. Renteria (0-1), J. Groff (1-1).



2017 GAME SUMMARY

Score by innings	1	2	3	4	5	6	7	8	9	Total
NM State	30	42	19	19	39	26	23	23	2	223
Opponents	13	16	16	20	23	24	22	20	6	160

Record when ...

Overall	17-12	After 6 leading	15-0
Conference	3-0 trailing	0-10
Non-Conference	14-12 tied	2-2
Home games	9-4	After 7 leading	16-0
Away games	6-7 trailing	0-12
Neutral site	2-1 tied	0-0
Day games	11-8	After 8 leading	16-0
Night games	6-4 trailing	0-12
vs Left starter	6-5 tied	0-0
vs Right starter	11-7		
1-Run games	1-0	Hit 0 home runs	7-10
2-Run games	3-2	... 1 home run	3-2
5+Run games	6-6	... 2+ home runs	7-0
Extra innings	0-0		
Shutouts	1-1	Opponent 0 home runs	9-6
	 1 home run	6-3
Scoring 0-2 runs	0-7 2+ HRs	2-3
..... 3-5 runs	2-4		
..... 6-9 runs	8-1	Made 0 errors	8-3
..... 10+ runs	7-0 1 error	6-1
	 2+ errors	3-8
Opponent 0-2 runs	4-0		
..... 3-5 runs	9-4	Opp. made 0 errors	4-8
..... 6-9 runs	4-5 1 error	5-2
..... 10+ runs	0-3 2+ errors	8-2
Scored in 1st inning	9-1	Out-hit opponent	16-1
Opp. scored in 1st	6-2	Out-hit by opponent	1-9
Scores first	8-5	Hits are tied	0-2
Opp. scores first	9-7		

Record when team scores:

Runs	0	1	2	3	4	5	6	7	8	9	10+
W-L	0-1	0-4	0-2	1-3	1-0	0-1	3-0	2-1	3-0	0-0	7-0

Record when opponent scores:

Runs	0	1	2	3	4	5	6	7	8	9	10+
W-L	1-0	1-0	2-0	4-1	2-0	3-3	2-2	2-1	0-2	0-0	0-3

Record when leading after:

Inn.	1	2	3	4	5	6	7	8
W-L	9-1	13-2	12-4	12-1	16-0	15-0	16-0	16-0

Record when trailing after:

Inn.	1	2	3	4	5	6	7	8
W-L	2-2	3-6	4-8	4-8	0-10	0-10	0-12	0-12

Record when tied after:

Inn.	1	2	3	4	5	6	7	8
W-L	6-9	1-4	1-0	1-3	1-2	2-2	0-0	0-0

Current winning streak: 3

Longest winning streak: 4

Longest losing streak: 3

Home attendance : 7312 (10 dates avg = 731)

Away attendance : 17277 (16 dates avg = 1079)

Total attendance: 24589 (26 dates avg = 945)





#7 CHRIS BUTCHER

SENIOR | RHP | R/R | 6-1 | 165

RANCHO CUCAMONGA, CALIF. | RIO HONDO COLLEGE | LOS OSOS HS

Last Appearance: at Seattle U, 4/1/17

Last Started: N/A

2017 Season-High	Statistic	Career-High
2.0, vs. New Mexico, 3/28/17	Innings Pitched	3.0, 2x, CSU Bakersfield, 4/22/16
2, 3x, Last at Utah, 3/10/17	Runs	3, 3x, Last at Northern Colorado, 5/20/16
2, 3x, Last at Utah, 3/10/17	Earned Runs	3, 2x, Last at Northern Colorado, 5/20/16
2, at Arizona State, 2/28/17	Hits	4, at Arizona, 3/15/16
2, at Arizona State, 2/28/17	Walks	2, 4x, Last at Arizona State, 2/28/17
1, 6x, Last vs. New Mexico, 3/28/17	Strikeouts	4, at Arizona, 3/15/16

Date	Opponent	P	AB	R	H	BI	BB	SO	HR	BB	SB	CS	HBP	SF	GDP	K	PO	A	E	AVG
Mar 07	vs New Mexico	p	0	0	0	0	0	0	0	0	0	0	0	0	0	0	0	1	0	.000
Mar 28	NEW MEXICO	p	0	0	0	0	0	0	0	0	0	0	0	0	0	0	0	1	0	.000
Totals			0	0	0	0	0	0	0	0	0	0	0	0	0	0	0	2	0	.000


On base pct. .000 • Slugging pct. .000

#7 Chris Butcher - 9 appearances (All games)

Date	Opponent	GS	IP	H	R	ER	BB	SO	2B	3B	HR	WP	BK	HBP	IBB	Score	W-L	Sv	ERA	NP
Feb 17	BRYANT	1.0	1.0	1	0	0	0	0	1	0	0	0	0	0	0	3-6	0-0	0	0.00	14
Feb 19	BRYANT	1.0	0	0	0	0	0	1	0	0	0	0	0	0	0	20-7	0-0	0	0.00	8
Feb 26	at Arizona State	1.0	2	2	2	2	0	0	0	0	0	1	0	1	0	5-12	0-0	0	6.00	32
Mar 05	YALE	1.0	1	2	2	1	1	0	0	0	1	0	0	0	0	18-5	0-0	0	9.00	19
Mar 07	vs New Mexico	1.0	0	0	0	0	0	1	0	0	0	0	0	0	0	2-8	0-0	0	7.20	12
Mar 10	at Utah	1.0	1	2	2	1	0	0	0	0	1	0	0	1	0	1-5	0-0	0	9.00	15
Mar 21	at Arizona	0.1	0	0	0	0	1	0	0	0	0	0	0	0	0	3-6	0-0	0	8.53	3
Mar 28	NEW MEXICO	2.0	1	0	0	0	1	0	0	0	0	0	0	0	0	3-5	0-0	0	6.48	22
Apr 01	at Seattle University	0.1	0	0	0	0	0	0	0	0	0	0	0	0	0	8-5	0-0	0	6.23	2
Totals		0	8.2	6	6	6	4	6	1	0	2	1	0	2	0	63-39	0-0	0	6.23	-

Butcher's Career Stats

Year	era	w-l	app	gs	cg	sho	sv	ip	h	r	er	bb	so	2b	3b	hr	bf	bavg	wp	hbp	bk	sfa	sha
2016	4.45	2-0	24	0	0	0/1	1	28.1	32	19	14	11	19	4	1	2	131	.294	2	5	0	1	5
2017	6.48	0-0	8	0	0	0/0	0	8.1	6	6	6	4	6	1	0	2	36	.207	1	2	0	1	0
TOTAL	4.91	2-0	32	0	0	0/1	1	36.2	38	25	20	15	25	5	1	4	167	.275	3	7	0	2	5



#8 ANDY FRAKES

SENIOR | RHP | R/R | 5-11 | 195

SHERMAN OAKS, CALIF. | GLENDALE CC/SAN FRANCISCO | CRESPI CARMELITE HS

Last Appearance: vs. New Mexico, 3/28/17


Last Started: N/A

2017 Season-High	Statistic	Career-High
12, vs. Yale (Game 2), 3/4/17	Innings Pitched	5.1, vs. Seattle U, 5/28/16
5, vs. Bryant (Game 1), 2/18/17	Runs	5, at Northern Colorado, 5/20/16
5, vs. Bryant (Game 1), 2/18/17	Earned Runs	3, 3x, Last at Utah Valley, 4/16/16
5, vs. Bryant (Game 1), 2/18/17	Hits	5, at Northern Colorado, 5/20/16
1, 4x, Last at Arizona, 3/21/17	Walks	2, 3x, Last at Northern Colorado, 5/20/16
3, vs. Yale (Game 2), 3/4/17	Strikeouts	4, at Northern Colorado, 5/20/16

Date	Opponent	GS	IP	H	R	ER	BB	SO	2B	3B	HR	WP	BK	HBP	IBB	Score	W-L	Sv	ERA	NP
Feb 17	BRYANT	1.0	1	0	0	0	0	0	0	0	0	0	0	0	0	3-6	0-0	0	0.00	7
Feb 18	BRYANT-1	0.2	5	5	5	0	0	1	0	0	0	0	0	0	0	7-13	0-0	0	27.00	24
Feb 21	at Texas Tech	1.0	0	0	0	0	0	0	0	0	0	0	0	0	0	1-16	0-0	0	22.50	1
Feb 24	MOUNT ST. MARY'S	1.0	2	1	1	1	0	0	0	0	0	0	0	0	0	13-2	0-0	0	15.00	12
Feb 25	MOUNT ST. MARY'S	1.0	2	1	1	1	0	0	0	0	0	0	0	0	0	6-3	0-0	0	13.50	31
Feb 28	at Arizona State	0.2	2	2	0	0	1	1	0	0	0	0	0	0	0	5-12	0-0	0	11.57	11
Mar 04	YALE-2	1.2	0	0	0	1	3	0	0	0	0	0	0	0	0	7-3	1-0	0	8.53	25
Mar 07	vs New Mexico	0.1	1	0	0	0	0	0	0	0	0	0	0	0	0	5-8	1-0	0	8.10	3
Mar 14	at Brigham Young Univ	0.2	1	1	1	1	1	0	0	0	0	0	0	0	0	8-6	1-0	0	8.59	17
Mar 21	at Arizona	1.0	2	2	2	2	1	1	1	0	0	0	0	0	0	3-6	1-0	0	9.72	28
Mar 28	NEW MEXICO	0.1	1	0	0	0	0	0	0	0	0	0	0	0	0	3-5	1-0	0	9.35	2
Totals		0	8.2	15	11	9	4	7	3	0	1	0	0	1	0	68-80	1-0	0	9.35	-

Frakes' Career Stats

Year	era	w-l	app	gs	cg	sho	sv	ip	h	r	er	bb	so	2b	3b	hr	bf	bavg	wp	hbp	bk	sfa	sha
2016	5.12	1-0	23	0	0	0/0	0	31.2	37	24	18	10	19	2	1	2	149	.282	4	6	2	0	2
2017	9.35	1-0	11	0	0	0/0	0	8.2	15	11	9	4	7	3	0	1	47	.385	0	1	0	1	2
TOTAL	6.02	2-0	34	0	0	0/0	0	40.1	52	35	27	14	26	5	1	3	196	.306	4	7	2	1	4



#12 CHRIS KUCKO

SENIOR | RHP | R/R | 5-11 | 180

SAHUARITA, ARIZ. | PIMA CC | SAHUARITA HS

Last Appearance: vs. Benedictine at Mesa (Game 2), 3/20/17

Last Started: vs. New Mexico, 3/28/17

2017 Season-High	Statistic	Career-High
3.1, vs. New Mexico, 3/28/17	Innings Pitched	3.1, vs. New Mexico, 3/28/17
5, vs. Benedictine at Mesa (Game 2), 3/20/17	Runs	5, 2x, Last vs. Benedictine at Mesa (Game 2), 3/20/17
5, vs. Benedictine at Mesa (Game 2), 3/20/17	Earned Runs	5, vs. Benedictine at Mesa (Game 2), 3/20/17
6, vs. Benedictine at Mesa (Game 2), 3/20/17	Hits	6, vs. Benedictine at Mesa (Game 2), 3/20/17
3, vs. New Mexico, 3/28/17	Walks	3, 2x, Last vs. New Mexico, 3/28/17
5, vs. New Mexico, 3/28/17	Strikeouts	5, vs. New Mexico, 3/28/17

Date	Opponent	P	AB	R	H	BI	BB	SO	HR	BB	SB	CS	HBP	SF	GDP	K	PO	A	E	AVG
Mar 07	vs New Mexico	p	0	0	0	0	0	0	0	0	0	0	0	0	0	0	0	1	0	.000
Mar 28	NEW MEXICO	p	0	0	0	0	0	0	0	0	0	0	0	0	0	0	0	1	0	.000
Totals			0	0	0	0	0	0	0	0	0	0	0	0	0	0	0	2	0	.000

On base pct. .000 • Slugging pct. .000

#12 Chris Kucko - 9 appearances (All games)

Date	Opponent	GS	IP	H	R	ER	BB	SO	2B	3B	HR	WP	BK	HBP	IBB	Score	W-L	Sv	ERA	NP
Feb 17	BRYANT	1.0	1.0	1	0	0	0	0	1	0	0	0	0	0	0	3-6	0-0	0	0.00	14
Feb 19	BRYANT	1.0	0	0	0	0	0	1	0	0	0	0	0	0	0	20-7	0-0	0	0.00	8
Feb 26	at Arizona State	1.0	2	2	2	2	0	0	0	0	0	1	0	1	0	5-12	0-0	0	6.00	32
Mar 05	YALE	1.0	1	2	2	1	1	0	0	0	1	0	0	0	0	18-5	0-0	0	9.00	19
Mar 07	vs New Mexico	1.0	0	0	0	0	0	1	0	0	0	0	0	0	0	2-8	0-0	0	7.20	12
Mar 10	at Utah	1.0	1	2	2	1	0	0	0	0	1	0	0	1	0	1-5	0-0	0	9.00	15
Mar 21	at Arizona	0.1	0	0	0	0	1	0	0	0	0	0	0	0	0	3-6	0-0	0	8.53	3
Mar 28	NEW MEXICO	2.0	1	0	0	0	1	0	0	0	0	0	0	0	0	3-5	0-0	0	6.48	22
Apr 01	at Seattle University	0.1	0	0	0	0	0	0	0	0	0	0	0	0	0	8-5	0-0	0	6.23	2
Totals		0	8.2	6	6	6	4	6	1	0	2	1	0	2	0	63-39	0-0	0	6.23	-

Kucko's Career Stats

Year	era	w-l	app	gs	cg	sho	sv	ip	h	r	er	bb	so	2b	3b	hr	bf	bavg	wp	hbp	bk	sfa	sha
2016	4.40	0-1	10	3	0	0/0	0	14.1	22	16	7	10	2	7	0	0	76	.349	1	0	0	2	1
2017	7.00	0-0	6	3	0	0/0	0	9.0	17	9	7	6	8	3	1	0	46	.425	0	0	1	0	0
TOTAL	5.40	0-1	16	6	0	0/0	0	23.1	39	25	14	16	10	10	1	0	122	.370	1	0	1	2	1



#15 STEVEN BUTTS

SOPHOMORE | LHP | L/L | 5-10 | 185

GLENDALE, ARIZ. | NORTHWEST CHRISTIAN HS

Last Appearance: at Arizona, 3/21/17

Last Started: N/A

2017 Season-High	Statistic	Career-High
2.0, at Texas Tech, 2/21/17	Innings Pitched	5.1, 2x, Last at Texas Tech, 3/1/16
3, vs. Bryant (Game 1), 2/18/17	Runs	6, 2x, Last vs. San Diego, 3/12/16
3, vs. Bryant (Game 1), 2/18/17	Earned Runs	6, vs. San Diego, 3/12/16
4, 2x, Last vs. New Mexico, 3/7/17	Hits	10, vs. San Diego, 3/12/16
0, 4x, Last at Arizona, 3/21/17	Walks	2, 3x, Last at CSU Bakersfield, 4/24/16
2, 2x, Last at Texas Tech, 2/21/17	Strikeouts	4, at Arizona, 4/20/16

Date	Opponent	GS	IP	H	R	ER	BB	SO	2B	3B	HR	WP	BK	HBP	IBB	Score	W-L	Sv	ERA	NP
Feb 18	BRYANT-1		1.0	4	3	3	0	2	1	0	0	0	0	0	0	7-13	0-0	0	27.00	29
Feb 21	at Texas Tech		2.0	2	1	0	0	2	1	0	0	0	0	0	0	1-16	0-1	0	9.00	35
Feb 28	at Arizona State		1.1	3	2	2	0	0	0	0	0	0	0	0	0	5-12	0-2	0	10.38	21
Mar 07	vs New Mexico		1.0	4	2	1	0	0	0	0	0	0	0	0	0	2-8	0-2	0	10.12	20
Mar 21	at Arizona		0.0	1	0											1-1	0-0	0	10.12	20
Totals		0	5.1	14	8	6	0	4	2	0	0	0	0	0	0	18-55	0-2	0	10.12	20



#16 ALEX REYES

SOPHOMORE | RHP | R/R | 6-1 | 190
EL PASO, TEXAS | EL DORADO HS

Last Appearance: at Seattle U, 4/1/17

Last Started: N/A

2017 Season-High	Statistic	Career-High
2.2, vs. Mount St. Mary's, 2/26/17	Innings Pitched	2.2, vs. Mount St. Mary's, 2/26/17
2, at #21 Texas Tech, 2/21/17	Runs	4, at Texas Tech, 3/2/16
1, vs. Mount St. Mary's, 2/26/17	Earned Runs	4, at Texas Tech, 3/2/16
2, 2x, Last vs. Mount St. Mary's, 2/26/17	Hits	4, at Texas Tech, 3/2/16
1, 4x, Last at Seattle U, 4/1/17	Walks	2, at Texas Tech, 3/2/16
3, 2x, Last at BYU, 3/14/17	Strikeouts	3, 2x, Last at BYU, 3/14/17

Date	Opponent	GS	IP	H	R	ER	BB	SO	2B	3B	HR	WP	BK	HBP	IBB	Score	W-L	Sv	ERA	NP
Feb 18	BRYANT-1	1.0	1	0	0	0	1	0	0	0	0	1	0	0	0	7-13	0-0	0	0.00	16
Feb 21	at Texas Tech	1.0	2	2	1	1	3	0	0	0	0	1	0	0	0	1-16	0-0	0	0.00	24
Feb 26	MOUNT ST. MARY'S	2.2	2	1	1	1	3	0	0	0	0	1	0	0	0	29-1	1-0	0	1.33	47
Mar 03	YALE	0.2	0	0	0	0	0	0	0	0	0	0	0	0	0	1-3	1-0	0	1.69	10
Mar 05	YALE	1.1	0	0	0	0	1	0	0	0	0	0	0	0	0	18-5	1-0	0	1.35	12
Mar 14	at Brigham Young Univ.	1.0	0	0	1	1	3	0	0	0	0	0	0	0	0	8-6	1-0	0	1.17	19
Mar 21	at Arizona	1.0	0	0	0	1	1	0	0	0	0	1	0	0	0	3-5	1-0	0	1.04	13
Apr 01	at Seattle University	0.2	0	0	0	1	0	0	0	0	0	0	0	0	0	8-5	1-0	1	0.96	10
Totals		0	9.1	5	3	1	5	8	0	0	0	3	0	1	0	75-55	1-0	1	0.96	-

Reyes' Career Stats

Year	era	w-l	app	gs	cg	sho	sv	ip	h	r	er	bb	so	2b	3b	hr	bf	bavg	wp	hbp	bk	sfa	sha
2016	18.00	0-1	2	1	0	0/0	0	2.0	4	4	3	0	1	0	2	13	.400	1	0	0	0	0	0
2017	0.96	1-0	8	0	0	0/0	1	9.1	5	3	1	5	8	0	0	38	.161	3	1	0	0	0	1
TOTAL	3.97	1-1	10	1	0	0/0	1	11.1	9	7	5	8	8	1	0	51	.220	4	1	0	0	0	1



#17 RUGER RODRIGUEZ

SENIOR | RHP | R/R | 6-3 | 205
LOS CHAVEZ, N.M. | NEW MEXICO MILITARY INSTITUTE | LOS LUNAS HS

Last Appearance: at Seattle U, 4/2/17

Last Started: N/A

2017 Season-High	Statistic	Career-High
11, vs. Benedictine at Mesa (Game 1), 3/20/17	Innings Pitched	2.0, at Arizona, 4/20/16
1, at UC Santa Barbara, 3/26/17	Runs	2, 3x, Last vs. New Mexico, 4/5/16
1, at UC Santa Barbara, 3/26/17	Earned Runs	2, vs. Stephen F. Austin, 3/4/16
2, at UC Santa Barbara, 3/26/17	Hits	3, 2x, Last vs. New Mexico, 4/5/16
2, at Seattle U, 4/1/17	Walks	3, vs. CSU Bakersfield, 5/27/16
3, vs. Mount St. Mary's (Game 1), 2/25/17	Strikeouts	4, at CSU Bakersfield, 4/22/16

Date	Opponent	GS	IP	H	R	ER	BB	SO	2B	3B	HR	WP	BK	HBP	IBB	Score	W-L	Sv	ERA	NP
Feb 18	BRYANT-2	0.2	0	0	0	0	1	0	0	0	0	0	0	0	0	4-3	0-0	1	0.00	10
Feb 21	at Texas Tech	0.1	0	0	0	0	0	0	0	0	0	0	0	0	0	1-16	0-0	1	0.00	3
Feb 25	MOUNT ST. MARY'S-1	1.0	0	0	0	0	3	0	0	0	0	0	0	0	0	6-3	0-0	2	0.00	13
Mar 03	YALE	1.0	1	0	0	0	2	1	0	0	0	0	0	0	0	1-3	0-0	2	0.00	13
Mar 04	YALE-2	1.0	0	0	0	0	0	0	0	0	0	0	0	0	0	7-3	0-0	2	0.00	10
Mar 12	at Utah	0.2	1	0	0	0	2	0	0	0	0	0	0	0	0	3-0	0-0	3	0.00	12
Mar 14	at Brigham Young Univ.	1.0	0	0	0	0	1	0	0	0	0	0	0	0	0	8-6	0-0	4	0.00	14
Mar 20	vs Benedictine at Mesa	1.1	0	0	0	0	1	0	0	0	0	0	0	0	0	8-6	1-0	4	0.00	19
Mar 21	at Arizona	0.2	0	0	0	0	0	0	0	0	0	1	0	0	0	3-5	1-0	4	0.00	11
Mar 26	at UC Santa Barbara	1.0	2	1	1	0	2	1	0	0	0	0	0	0	0	2-7	1-0	4	1.04	21
Mar 28	NEW MEXICO	0.2	0	0	0	0	0	0	0	0	0	0	0	0	0	3-5	1-0	4	0.96	5
Apr 01	at Seattle University	0.0	0	0	0	2	0	0	0	0	0	0	0	0	0	8-5	1-0	4	0.96	8
Apr 02	at Seattle University	0.1	0	0	0	0	1	0	0	0	0	0	0	0	0	6-4	1-0	5	0.93	3
Totals		0	9.2	4	1	1	2	13	2	0	0	1	0	1	0	60-67	1-0	5	0.93	-

Rodriguez's Career Stats

Year	era	w-l	app	gs	cg	sho	sv	ip	r	er	bb	so	2b	3b	hr	bf	bavg	wp	hbp	bk	sfa	sha	
2016	3.72	1-0	24	0	0	0/1	0	19.1	18	12	8	18	24	5	0	0	96	.237	3	1	0	0	1
2017	0.93	1-0	13	0	0	0/1	5	9.2	4	1	1	2	13	2	0	0	35	.125	1	1	0	0	0
TOTAL	2.79	2-0	37	0	0	0/2	5	29.0	22	13	9	20	37	7	0	0	131	.204	4	2	0	0	1



#19 CHANCE HROCH

FRESHMAN | RHP | R/R | 6-2 | 170
TEMECULA, CALIF. | VISTA MURIETTA HS

Last Appearance: vs. New Mexico, 3/28/17

Last Started: N/A

2017 Season-High	Statistic	Career-High
2.0, 2x, Last vs. Yale (Game 1), 3/4/17	Innings Pitched	2.0, 2x, Last vs. Yale (Game 1), 3/4/17
2, vs. Yale (Game 1), 3/4/17	Runs	2, vs. Yale (Game 1), 3/4/17
1, 5x, Last vs. New Mexico, 3/28/17	Earned Runs	1, 5x, Last vs. New Mexico, 3/28/17
5, vs. Yale (Game 1), 3/4/17	Hits	5, vs. Yale (Game 1), 3/4/17
1, 4x, Last vs. Yale (Game 1), 3/4/17	Walks	1, 4x, Last vs. Yale (Game 1), 3/4/17
2, vs. New Mexico, 3/28/17	Strikeouts	2, vs. New Mexico, 3/28/17

Date	Opponent	GS	IP	H	R	ER	BB	SO	2B	3B	HR	WP	BK	HBP	IBB	Score	W-L	Sv	ERA	NP
Feb 17	BRYANT	1.0	1	1	1	1	0	0	0	0	0	0	0	0	0	3-6	0-0	0	9.00	22
Feb 19	BRYANT	1.0	2	1	1	1	0	1	0	0	1	0	0	0	0	20-7	0-0	0	9.00	18
Feb 24	MOUNT ST. MARY'S	2.0	1	0	0	0	1	1	0	0	0	0	0	0	0	13-2	0-0	0	4.50	22
Feb 28	at Arizona State	1.0	2	1	1	1	1	0	0	0	0	1	0	0	0	5-12	0-0	0	5.40	24
Mar 04	YALE-1	2.0	5	2	1	1	1	0	0	0	0	0	0	0	0	16-5	0-0	0	5.14	48
Mar 07	vs New Mexico	1.0	1	0	0	0	1	1	0	0	0	0	0	0	0	2-8	0-0	0	4.50	9
Mar 11	at Utah	0.1	0	0	0	0	0	0	0	0	0	0	0	0	0	1-5	0-0	0	4.32	7
Mar 28	NEW MEXICO	0.2	1	1	1	1	0	2	0	0	1	0	0	0	0	3-5	0-0	0	5.00	12
Totals		0	9.0	13	6	5	4	7	1	0	3	1	0	0	0	63-50	0-0	0	5.00	-

Hroch's Career Stats

Year	era	w-l	app	gs	cg	sho	sv	ip	h	r	er	bb	so	2b	3b	hr	bf	bavg	wp	hbp	bk	sfa	sha
2017	5.00	0-0	8	0	0	0/0	0	9.0	13	6	5	4	7	1	0	3	43	.333	1	0	0	0	0
TOTAL	5.00	0-0	8	0	0	0/0	0	9.0	13	6	5	4	7	1	0	3	43	.333	1	0	0	0	0



#20 DALTON SHALBERG

SENIOR | RHP | R/R | 6-5 | 200
GLENDALE, ARIZ. | NORTHWEST CHRISTIAN HS

Last Appearance: at Seattle U, 4/2/17

Last Started: at #21 Texas Tech, 2/21/17

2017 Season-High	Statistic	Career-High
2.2, at UC Santa Barbara, 3/25/17	Innings Pitched	5.0, at New Mexico, 4/26/16
3, vs. New Mexico, 3/7/17	Runs	6, 3x, Last vs. Seattle U, 5/28/16
3, vs. New Mexico, 3/7/17	Earned Runs	5, 2x, Last vs. Sacramento State, 5/1/16
4, vs. New Mexico, 3/7/17	Hits	11, vs. Sacramento State, 5/1/16
2, vs. New Mexico, 3/7/17	Walks	4, vs. New Mexico, 3/8/16
2, 3x, Last at Seattle U, 4/1/17	Strikeouts	4, 2x, Last at North Dakota, 5/15/16

Date	Opponent	Pos	AB	R	H	RBI	2B	3B	HR	BB	SB	CS	HBP	SAC	SF	GDP	K	PO	A	E	Avg
Feb 17	BRYANT	p	0	0	0	0	0	0	0	0	0	0	0	0	0	0	0	0	1	0	0.000
Mar 07	vs New Mexico	p	0	0	0	0	0	0	0	0	0	0	0	0	0	0	0	0	1	0	0.000
Mar 11	at Utah	p	0	0	0	0	0	0	0	0	0	0	0	0	0	0	0	0	1	0	0.000
Mar 20	vs Benedictine at Mesa	p	0	0	0	0	0	0	0	0	0	0	0	0	0	0	0	0	1	0	0.000
Mar 25	at UC Santa Barbara	p	0	0	0	0	0	0	0	0	0	0	0	0	0	0	0	0	2	5	0.000
Totals		ogs	0	0	0	0	0	0	0	0	0	0	0	0	0	0	0	0	2	5	0.000

On base pct. .000 • Slugging pct. .000

#20 Dalton Shalberg - 13 appearances (All games)

Date	Opponent	GS	IP	H	R	ER	BB	SO	2B	3B	HR	WP	BK	HBP	IBB	Score	W-L	Sv	ERA	NP	
Feb 17	BRYANT	1.0	0	0	0	0	1	0	0	0	0	0	0	0	0	3-6	0-0	0	0.00	14	
Feb 18	BRYANT-1	1.0	0	0	0	0	1	1	0	0	0	0	0	0	0	7-13	0-0	0	0.00	19	
Feb 21	at Texas Tech	2.0	2	1	1	1	1	0	0	0	0	0	0	0	0	1-16	0-0	0	2.25	32	
Feb 25	MOUNT ST. MARY'S-2	1.0	1	0	0	0	2	0	0	0	0	0	0	0	0	25-4	0-0	0	1.80	17	
Feb 26	MOUNT ST. MARY'S	1.0	0	0	0	0	1	0	0	0	0	0	0	0	0	29-1	0-0	0	1.50	9	
Feb 28	at Arizona State	1.0	1	1	0	1	1	0	0	0	0	0	0	0	0	5-12	0-0	0	1.29	18	
Mar 07	vs New Mexico	2.1	4	3	3	2	0	2	0	0	0	0	0	0	0	2-9	0-1	0	3.86	53	
Mar 11	at Utah	1.1	0	0	0	0	0	0	0	0	0	0	0	0	0	1-5	0-1	0	3.38	12	
Mar 20	vs Benedictine at Mesa	0.1	1	1	1	1	0	1								10-7	0-1	0	4.09	11	
Mar 25	at UC Santa Barbara	2.2	1	2	2	1	2	1								0-8	0-1	0	4.61	40	
Mar 26	at NEW MEXICO	1.0	0	0	0	0	0	0	0	0	0	0	0	0	0	1-1	0-0	0	2.40	11	
Apr 01	at Seattle University	1.0	0	1	1	0	2	0	0	0	0	0	0	0	0	8-5	0-1	0	4.70	19	
Apr 02	at Seattle University	1.0	0	0	0	0	0	0	0	0	0	0	0	0	0	8-5	0-1	0	4.70	4	
																10-34					



#21 MATTHEW MCHUGH

SENIOR | RHP | R/R | 6-3 | 210

LEAWOOD, KAN. | JOHNSON COUNTY CC/PURDUE | BLUE VALLEY NORTH HS

Last Appearance: at Seattle U, 4/2/17**Last Started:** vs. Benedictine at Mesa (Game I), 3/20/17

2017 Season-High	Statistic	Career-High
7.0, vs. Benedictine at Mesa (Game I), 3/20/17	Innings Pitched	7.0, vs. Benedictine at Mesa (Game I), 3/20/17
4, 3x, Last vs. Benedictine at Mesa (Game I), 3/20/17	Runs	8, at UT Rio Grande Valley, 4/1/16
4, 2x, Last vs. Benedictine at Mesa (Game I), 3/20/17	Earned Runs	7, at CSU Bakersfield, 4/22/16
10, vs. Mount St. Mary's (Game 2), 2/25/17	Hits	11, at UC Riverside, 3/18/16
3, 2x, Last at BYU, 3/14/17	Walks	5, 2x, Last at UT Rio Grande Valley, 4/1/16
8, 2x, Last vs. Benedictine at Mesa (Game I), 3/20/17	Strikeouts	8, 2x, Last vs. Benedictine at Mesa (Game I), 3/20/17

Date	Opponent	Pos	AB	R	H	BI	2B	3B	HR	BB	SO	CS	HBP	SAC	SF	GDP	K	PO	A	E	Avg
Feb 25	MOUNT ST. MARY'S-2	P	0	0	0	0	0	0	0	0	0	0	0	0	0	0	0	1	0	0	.000
Mar 04	YALE-2	P	0	0	0	0	0	0	0	0	0	0	0	0	0	0	0	0	1	0	.000
Mar 14	at Brigham Young Univ.	P	0	0	0	0	0	0	0	0	0	0	0	0	0	0	0	0	1	0	.000
Mar 20	vs Benedictine at Mesa	P	0	0	0	0	0	0	0	0	0	0	0	0	0	0	0	0	2	0	.000
Mar 21	at Seattle University	P	0	0	0	0	0	0	0	0	0	0	0	0	0	0	0	0	0	0	.000
Totals			0	0	0	0	0	0	0	0	0	0	0	0	0	0	0	2	5	0	.000


On base pct. .000 • Slugging pct. .000

#21 Matthew Mchugh - 10 appearances (All games)

Date	Opponent	CS	IP	H	R	ER	BB	SO	2B	3B	HR	WP	BK	HBP	IBB	Score	W-L	Sv	ERA	NP
Feb 18	BRYANT-1	*	4.0	5	3	3	3	0	0	0	1	1	0	1	0	7-13	0-1	0	6.75	84
Feb 25	MOUNT ST. MARY'S-2	*	5.0	10	4	4	1	8	1	0	0	1	0	0	0	25-4	1-1	0	7.00	89
Mar 04	YALE-2	*	5.1	5	2	2	1	4	0	0	0	0	0	0	0	7-3	1-1	0	5.65	82
Mar 14	at Brigham Young Univ.	*	6.0	4	5	3	3	3	1	0	0	2	0	1	0	8-6	2-1	0	5.31	96
Mar 20	vs Benedictine at Mesa	*	7.0	6	4	4	0	8	1	0	0	0	0	0	0	8-6	2-1	0	5.27	91
Mar 24	at UC Santa Barbara		3.0	0	0	0	1	1	0	0	0	0	0	0	0	7-3	2-1	1	4.75	29
Mar 25	at UC Santa Barbara		1.0	0	0	0	1	1	0	0	0	0	0	0	0	2-7	2-1	1	4.60	15
Mar 26	NEW MEXICO		0.0	0	0	0	0	2	0	0	0	1	0	0	0	3-5	2-1	1	4.60	12
Mar 31	at Seattle University		2.0	3	1	1	0	2	0	0	0	0	0	0	0	6-2	2-1	1	4.59	38
Apr 02	at Seattle University		1.2	3	2	2	1	1	0	0	0	0	0	0	0	6-4	2-1	1	4.89	39
Totals		5	35.0	40	20	19	13	28	3	0	1	5	0	2	0	79-53	2-1	1	4.89	-

McHugh's Career Stats

Year	era	w-l	app	gs	cg	sho	sv	ip	h	r	er	bb	so	2b	3b	hr	bf	baavg	wp	hbp	bk	sfa	shv
2016	4.21	6-3	17	9	0	0	0	68.1	75	40	32	35	50	16	1	3	311	.282	8	5	2	0	5
2017	4.89	2-1	10	5	0	0	0	35.0	40	20	19	13	28	3	0	1	158	.282	5	2	0	0	0
TOTAL	4.44	8-4	27	14	0	0	0	103.1	115	60	51	48	78	19	1	4	469	.282	13	7	2	0	5



#24 MARCEL RENTERIA

SENIOR | RHP | R/R | 5-11 | 210

NOGALES, ARIZ. | PIMA CC | NOGALES HS

Last Appearance: at Seattle U, 4/1/17**Last Started:** at UC Santa Barbara, 3/25/17

2017 Season-High	Statistic	Career-High
7.0, at Seattle U, 4/1/17	Innings Pitched	7.2, vs. Sacramento State, 4/29/16
6, at UC Santa Barbara, 3/25/17	Runs	6, 3x, Last at UC Santa Barbara, 3/25/17
5, at UC Santa Barbara, 3/25/17	Earned Runs	6, vs. Seattle U, 5/6/16
9, 2x, Last at UC Santa Barbara, 3/25/17	Hits	9, 2x, Last at UC Santa Barbara, 3/25/17
4, at Seattle U, 4/1/17	Walks	6, 2x, Last at Northern Colorado, 5/19/16
9, at Seattle U, 4/1/17	Strikeouts	12, at North Dakota, 5/14/16

Date	Opponent	CS	IP	H	R	ER	BB	SO	2B	3B	HR	WP	BK	HBP	IBB	Score	W-L	Sv	ERA	NP
Feb 19	BRYANT	*	6.0	7	3	3	1	5	3	0	1	0	0	0	0	20-7	1-0	0	4.50	94
Feb 26	MOUNT ST. MARY'S	*	2.1	0	0	0	0	2	0	0	0	0	0	0	0	29-1	1-0	0	3.24	22
Mar 05	YALE	*	6.0	9	3	2	1	8	2	0	1	2	0	0	0	18-5	2-1	0	3.14	101
Mar 11	at Utah	*	6.0	6	5	4	3	7	2	0	0	1	0	1	0	1-5	2-1	0	3.98	113
Mar 20	vs Benedictine at Mesa	*	3.2	5	1	1	1	8	1	0	0	0	0	0	0	10-7	3-1	0	3.75	65
Mar 25	at UC Santa Barbara	*	5.0	9	6	4	1	7	1	1	0	0	0	1	0	0-8	3-2	0	4.34	105
Apr 01	at Seattle University	*	7.0	4	4	4	4	9	0	0	1	2	1	1	0	8-5	4-2	0	4.50	113
Totals		6	36.0	40	22	18	11	48	9	1	3	5	1	3	0	86-38	4-2	0	4.50	-

Renteria's Career Stats

Year	era	w-l	app	gs	cg	sho	sv	ip	h	r	er	bb	so	2b	3b	hr	bf	baavg	wp	hbp	bk	sfa	shv
2016	4.74	5-4	17	14	0	0	0	79.2	85	48	42	44	79	19	0	7	364	.285	16	9	4	2	11
2017	4.50	4-2	7	6	0	0	0	36.0	40	22	18	11	48	9	1	3	164	.268	5	3	1	1	0
TOTAL	4.67	9-6	24	20	0	0	0	115.2	125	70	60	55	125	28	1	10	528	.280	21	12	5	3	11



#28 JONATHAN GROFF

JUNIOR | LHP | L/L | 5-7 | 190

CASTROVILLE, TEXAS | TYLER CC | MEDINA VALLEY HS


Last Appearance: vs. New Mexico, 3/7/17**Last Started:** at Seattle U, 4/2/17

2017 Season-High	Statistic	Career-High
8.1, at Utah, 3/12/17	Innings Pitched	8.1, at Utah, 3/12/17
6, at UC Santa Barbara, 3/26/17	Runs	6, at UC Santa Barbara, 3/26/17
5, at UC Santa Barbara, 3/26/17	Earned Runs	5, at UC Santa Barbara, 3/26/17
10, at UC Santa Barbara, 3/26/17	Hits	10, at UC Santa Barbara, 3/26/17
6, vs. Bryant, 2/17/17	Walks	6, vs. Bryant, 2/17/17
8, vs. Mount St. Mary's, 2/24/17	Strikeouts	8, vs. Mount St. Mary's, 2/24/17

Date	Opponent	CS	IP	H	R	ER	BB	SO	2B	3B	HR	WP	BK	HBP	IBB	Score	W-L	Sv	ERA	NP
Feb 17	BRYANT	*	4.0	2	4	4	6	4	1	1	0	1	0	0	0	3-5	0-1	0	9.00	88
Feb 24	MOUNT ST. MARY'S	*	6.0	6	2	2	2	8	1	1	0	1	0	0	0	13-2	1-1	0	5.40	105
Mar 03	YALE	*	6.1	6	3	2	1	6	0	0	1	0	0	0	0	1-3	1-2	0	4.41	99
Mar 07	vs New Mexico	*	1.0	1	3	0	0	0	0	0	1	0	0	0	0	2-8	1-2	0	4.15	21
Mar 12	at Utah	*	8.1	5	0	0	4	0	1	0	0	0	0	0	0	3-0	2-2	0	2.81	125
Mar 21	at Arizona	*	5.0	5	4	2	2	0	1	0	0	1	0	0	0	3-6	2-3	0	2.93	71
Mar 26	at UC Santa Barbara	*	6.0	10	6	5	1	5	4	1	0	0	0	0	0	2-7	2-4	0	3.68	93
Apr 02	at Seattle University	*	7.0	4	2	2	3	0	0	1	0	0	0	0	0	6-4	3-4	0	3.50	86
Totals		7	43.2	39	24	17	19	31	8	2	3	3	0	0	0	33-36	3-4	0	3.50	-

Groff's Career Stats

Year	era	w-l	app	gs	cg	sho	sv	ip	h	r	er	bb	so	2b	3b	hr	bf	baavg	wp	hbp	bk	sfa	shv
2017	3.50	3-4	8	7	0	0	0	43.2	39	24	17	19	31	8	2	3	188	.239	3	0	0	0	5
TOTAL	3.50	3-4	8	7	0	0	0	43.2	39	24	17	19	31	8	2	3	188	.239	3	0	0	0	5



#29 DANTE MARTINEZ

FRESHMAN | LHP | L/L | 5-10 | 165

EL PASO, TEXAS | EL DORADO HS

Last Appearance: N/A**Last Started:** N/A

2017 Season-High	Statistic	Career-High
	Innings Pitched	
	Runs	
	Earned Runs	
	Hits	
	Walks	
	Strikeouts	

Martinez's Career Stats

Year	era	w-l	app	gs	cg	sho	sv	ip	h	r	er	bb	so	2b	3b	hr	bf	baavg	wp	hbp	bk	sfa	shv
2017	4.74	5-4	17	14	0	0	0	79.2	85	48	42	44	79	19	0	7	364	.285	16	9	4	2	11
TOTAL	4.74	5-4	17	14	0	0	0	79.2	85	48	42	44	79	19	0	7	364	.285	16	9	4	2	11





#32 KODY JONES
JUNIOR | LHP | L/L | 6-II | 210
PRESCOTT, ARIZ. | NEW MEXICO MILITARY INSTITUTE | BRADSHAW MOUNTAIN HS

Last Appearance: N/A
Last Started: N/A

2017 Season-High	Statistic	Career-High
	Innings Pitched	
	Runs	
	Earned Runs	
	Hits	
	Strikeouts	
	Walks	

--

Jones' Career Stats



#33 KEATON GRAF
JUNIOR | RHP | R/R | 6-2 | 195
WAERLY, MD. | JOHNSON COUNTY CC/COWLEY CC | SANTA FE HS

Last Appearance: at Seattle U, 4/1/17
Last Started: N/A

2017 Season-High	Statistic	Career-High
2.1, vs. Bryant (Game 2), 2/18/17	Innings Pitched	
2, 2x, Last vs. Benedictine at Mesa (Game I), 3/20/17	Runs	
2, 2x, Last vs. Benedictine at Mesa (Game I), 3/20/17	Earned Runs	
2, at Arizona State, 2/28/17	Hits	
2, 2x, Last vs. New Mexico, 3/7/17	Walks	
2, vs. New Mexico, 3/7/17	Strikeouts	

Date	Opponent	Pos	AB	R	H	RBI	2B	3B	HR	BB	SB	CS	HBP	SAC	SF	GDP	K	PO	A	E	Avg
Feb 18	BRYANT-2	P	0	0	0	0	0	0	0	0	0	0	0	0	0	0	0	0	1	0	.000
Totals			0	0	0	0	0	0	0	0	0	0	0	0	0	0	0	0	1	0	.000

On base pct. .000 • Slugging pct. .000

Date	Opponent	GS	IP	H	R	ER	BB	SO	2B	3B	HR	WP	BK	HBP	IBB	Score	W-L	Sv	ERA	NP
Feb 18	BRYANT-2	2.1	1	0	0	2	1	1	0	0	0	0	0	0	0	4-3	0-0	0	0.00	38
Feb 25	MOUNT ST. MARY'S-1	1.0	0	1	0	1	0	0	0	0	0	0	0	0	0	6-3	0-0	0	0.00	20
Feb 28	at Arizona State	0.2	2	2	2	2	0	0	0	0	0	2	0	0	0	5-12	0-0	0	4.50	28
Mar 03	YALE	0.2	1	0	0	1	0	0	0	0	0	0	0	0	0	1-3	0-0	0	3.86	9
Mar 07	vs New Mexico	1.0	0	0	0	2	2	0	0	0	0	1	0	0	0	2-8	0-0	0	3.18	27
Mar 20	vs Benedictine at Mesa	0.2	1	2	2	1	1	1	0	0	0	1	0	0	0	8-6	0-0	0	5.68	21
Mar 28	NEW MEXICO	1.0	0	1	1	1	3	0	0	0	0	0	0	0	0	3-5	0-0	0	6.14	21
Apr 01	at Seattle University	0.0	0	0	0	1	0	0	0	0	0	0	0	0	0	8-5	0-0	0	6.14	5
Totals		0	7.1	5	6	5	11	7	2	0	0	4	0	0	0	37-45	0-0	0	6.14	-

Graf's Career Stats

Year	era	w-l	ip	qs	cg	sho	sv	ip	h	r	er	bb	so	2b	3b	hr	bf	avg	wp	hbp	bk	sta	sha
2017	6.14	0-0	8	0	0	0.00	0	7.1	5	6	5	11	7	2	0	0	38	.200	4	0	0	1	1
TOTAL	6.14	0-0	8	0	0	0.00	0	7.1	5	6	5	11	7	2	0	0	38	.200	4	0	0	1	1



#34 CARLOS ARELLANO
FRESHMAN | RHP | R/R | 5-10 | 155
CALEXICO, CALIF. | CALEXICO HS

Last Appearance: N/A
Last Started: N/A

2017 Season-High	Statistic	Career-High
	Innings Pitched	
	Runs	
	Earned Runs	
	Hits	
	Strikeouts	
	Walks	

--

Arellano Career Stats



#37 JOSEPH STANDLEY
FRESHMAN | LHP | L/L | 6-0 | 195
ALBUQUERQUE, N.M. | HOPE CHRISTIAN SCHOOL

Last Appearance: vs. New Mexico, 3/28/17
Last Started: N/A

2017 Season-High	Statistic	Career-High
2.0, vs. Mount St. Mary's (Game 2), 2/25/17	Innings Pitched	
4, at #21 Texas Tech, 2/21/17	Runs	
4, at #21 Texas Tech, 2/21/17	Earned Runs	
3, at #21 Texas Tech, 2/21/17	Hits	
1, 3x, Last at Utah, 3/11/17	Strikeouts	
2, 2x, Last at Arizona State, 2/28/17	Walks	

Date	Opponent	GS	IP	H	R	ER	BB	SO	2B	3B	HR	WP	BK	HBP	IBB	Score	W-L	Sv	ERA	NP
Feb 17	BRYANT	1.0	1	0	0	0	1	0	0	0	0	0	0	0	0	3-6	0-0	0	0.00	13
Feb 18	BRYANT-2	1.0	2	0	0	0	0	1	0	0	0	0	0	0	0	4-3	1-0	0	0.00	10
Feb 21	at Texas Tech	0.2	3	4	4	2	0	0	0	1	1	0	0	0	0	1-16	1-0	0	13.50	30
Feb 25	MOUNT ST. MARY'S	2.0	0	0	0	0	1	0	0	0	0	0	0	0	0	25-4	1-0	0	7.71	24
Feb 28	at Arizona State	0.0	0	2	2	2	0	0	0	0	0	0	0	0	0	5-12	1-0	0	11.57	10
Mar 11	at Utah	0.1	0	0	0	1	1	0	0	0	0	0	0	0	0	1-5	1-0	0	10.80	14
Mar 25	at UC Santa Barbara	0.1	1	0	0	0	0	0	0	0	0	0	0	0	0	0-8	1-0	0	10.12	4
Mar 28	NEW MEXICO	0.1	0	1	1	1	0	0	0	0	0	0	0	0	0	3-5	1-1	0	11.12	7
Totals		0	5.2	7	7	7	6	3	1	0	1	1	0	0	0	42-59	1-1	0	11.12	-

Standley's Career Stats

Year	era	w-l	app	qs	cg	sho	sv	ip	h	r	er	bb	so	2b	3b	hr	bf	avg	wp	hbp	bk	sta	sba
2017	11.12	1-1	8	0	0	0.00	0	5.2	7	7	7	6	3	1	0	1	28	.368	1	0	0	1	2
TOTAL	11.12	1-1	8	0	0	0.00	0	5.2	7	7	7	6	3	1	0	1	28	.368	1	0	0	1	2





#38 KYLE BRADISH

SOPHOMORE | RHP | R/R | 6-4 | 190
GODDARD, ARIZ. | MILLENNIUM HS

Last Appearance: N/A


Last Started: at Seattle U, 3/31/17

2017 Season-High	Statistic	Career-High
7.0, 2x, Last at Seattle U, 3/31/17	Innings Pitched	7.0, 5x, Last at Seattle U, 3/31/17
3, 3x, Last at UC Santa Barbara, 3/24/17	Runs	6, vs. Stephen F. Austin, 3/4/16
3, vs. Yale (Game 1), 3/4/17	Earned Runs	5, 2x, Last vs. CSU Bakersfield, 5/27/16
8, vs. Yale (Game 1), 3/4/17	Hits	10, vs. Stephen F. Austin, 3/4/16
5, 2x, Last vs. Mount St. Mary's (Game 1), 2/25/17	Walks	7, at Grand Canyon, 4/9/16
8, at Seattle U, 3/31/17	Strikeouts	9, at Northern Colorado, 5/20/16

Date	Opponent	GS	IP	H	R	ER	BB	SO	2B	3B	HR	WP	BK	HBP	IBB	Score	W/L	Sv	ERA	NP
Feb 18	BRYANT-2	*	5.0	3	3	2	5	5	0	0	0	0	1	0	0	4-3	0-0	0	3.60	94
Feb 25	MOUNT ST. MARY'S-1	*	6.0	3	1	1	5	7	0	0	0	0	0	0	0	6-3	1-0	0	2.45	112
Mar 04	YALE-1	*	7.0	8	3	3	0	5	1	0	0	0	0	0	0	16-5	2-0	0	3.00	109
Mar 10	at Utah	*	6.0	5	1	1	1	6	0	0	1	1	0	0	0	1-5	2-0	0	2.62	99
Mar 20	vs Benedictine at Mesa	*	2.0	2	0	0	3	3	0	0	0	0	0	0	0	10-7	2-0	0	2.42	43
Mar 24	at UC Santa Barbara	*	6.0	6	3	2	4	5	2	0	0	2	0	1	0	7-3	3-0	0	2.53	111
Mar 31	at Seattle University	*	7.0	1	1	1	5	8	0	0	1	0	0	0	0	6-2	4-0	0	2.31	114
Totals			7	39.0	28	12	10	23	39	4	0	3	3	1	0	50-28	4-0	0	2.31	-

Bradish's Career Stats

Year	era	w-l	app	gs	cg	sho	sv	ip	h	r	er	bb	so	2b	3b	hr	bf	bavg	wp	hbp	bk	sfa	sha
2016	4.67	8-3	17	15	0	0/1	0	86.2	84	54	45	43	82	16	3	8	392	.257	19	15	1	2	5
2017	2.31	4-0	7	7	0	0/0	0	39.0	28	12	10	23	39	4	0	3	167	.197	3	1	1	0	1
TOTAL	3.94	12-3	24	22	0	0/1	0	125.2	112	66	55	66	121	20	3	11	559	.239	22	16	2	2	6



#39 MATTHEW PEREA

JUNIOR | LHP | L/L | 6-0 | 175
SOCORRO, TEXAS | DODGE CITY CC | CATHEDRAL HS

Last Appearance: vs. New Mexico, 3/28/17

Last Started: N/A

2017 Season-High	Statistic	Career-High
2.0, vs. Mount St. Mary's, 2/26/17	Innings Pitched	2.0, vs. Mount St. Mary's, 2/26/17
3, vs. Bryant, 2/19/17	Runs	3, vs. Bryant, 2/19/17
3, vs. Bryant, 2/19/17	Earned Runs	3, vs. Bryant, 2/19/17
4, at #21 Texas Tech, 2/21/17	Hits	4, at #21 Texas Tech, 2/21/17
1, 2x, Last at Arizona, 3/21/17	Walks	1, 2x, Last at Arizona, 3/21/17
3, vs. Mount St. Mary's, 2/26/17	Strikeouts	3, vs. Mount St. Mary's, 2/26/17

Date	Opponent	GS	IP	H	R	ER	BB	SO	2B	3B	HR	WP	BK	HBP	IBB	Score	W/L	Sv	ERA	NP
Feb 17	BRYANT	0.0	0	1	1	1	0	0	0	0	0	0	0	0	0	3-6	0-0	0	9.99	00
Feb 19	BRYANT	1.0	3	3	3	0	0	1	0	0	0	0	0	0	0	20-7	0-0	0	36.00	20
Feb 21	at Texas Tech	1.0	4	1	1	0	1	0	0	0	0	0	0	0	0	1-16	0-0	0	22.50	26
Feb 26	MOUNT ST. MARY'S	0.0	0	0	0	0	3	0	0	0	0	0	0	0	0	29-1	0-0	0	11.25	28
Feb 28	at Arizona State	0.1	0	0	0	0	0	0	0	0	0	0	0	0	0	5-12	0-0	0	10.38	6
Mar 03	YALE	0.1	0	0	0	0	1	0	0	0	0	0	0	0	0	1-3	0-0	0	9.64	3
Mar 04	YALE-2	1.0	1	1	1	0	0	0	1	0	0	0	0	0	0	7-3	0-0	0	9.53	8
Mar 05	YALE	0.2	1	0	0	0	0	0	0	0	0	0	0	0	0	19-5	0-0	0	8.53	7
Mar 07	vs New Mexico	0.1	0	0	0	0	0	0	0	0	0	0	0	0	0	2-8	0-0	0	8.10	5
Mar 10	at Utah	1.0	3	2	2	0	0	0	0	0	2	0	0	0	0	1-5	0-1	0	9.39	14
Mar 14	at Brigham Young Univ	0.0	1	1	1	0	0	0	0	0	0	0	0	0	0	8-6	0-1	0	10.57	2
Mar 21	at Arizona	0.0	0	0	0	1	0	0	0	0	0	0	0	0	0	3-9	0-1	0	10.57	5
Mar 28	NEW MEXICO	0.0	1	0	0	0	0	0	1	0	0	0	0	0	0	3-5	0-1	0	10.57	6
Totals		0	7.2	14	9	9	2	7	0	1	4	0	0	1	0	101-83	0-1	0	10.57	-

Perea's Career Stats

Year	era	w-l	app	gs	ca	sho	sv	ip	r	er	bb	so	2b	3b	hr	bf	bavg	wp	hbp	bk	sta	sha	
2017	10.57	0-1	13	0	0	0/0	0	7.2	14	9	9	2	7	0	1	4	40	389	0	1	0	1	0
TOTAL	10.57	0-1	13	0	0	0/0	0	7.2	14	9	9	2	7	0	1	4	40	389	0	1	0	1	0



#40 MATHEW MUNDEN

SOPHOMORE | RHP | R/R | 5-10 | 180
EL PASO, TEXAS | CORDONADO HS

Last Appearance: N/A


Last Started: N/A

2017 Season-High	Statistic	Career-High
.....	Innings Pitched	1.0, at Texas Tech, 3/2/16
.....	Runs	5, at Texas Tech, 3/2/16
.....	Earned Runs	3, at Texas Tech, 3/2/16
.....	Hits	4, at Texas Tech, 3/2/16
.....	Walks	1, at Texas Tech, 3/2/16
.....	Strikeouts	N/A

Date	Opponent	GS	IP	H	R	ER	BB	SO	2B	3B	HR	WP	BK	HBP	IBB	Score	W/L	Sv	ERA	NP				
2016			20.25	0-0	2	0	0	0/0	0	1.1	6	6	3	1	0	2	0	3	11	.600	1	0	0	0
TOTAL			20.25	0-0	2	0	0	0/0	0	1.1	6	6	3	1	0	2	0	3	11	.600	1	0	0	0

Munden's Career Stats

Year	era	w-l	app	gs	ca	sho	sv	ip	h	r	er	bb	so	2b	3b	hr	bf	bavg	wp	hbp	bk	sfa	sha
2016	20.25	0-0	2	0	0	0/0	0	1.1	6	6	3	1	0	2	0	3	11	.600	1	0	0	0	0
TOTAL	20.25	0-0	2	0	0	0/0	0	1.1	6	6	3	1	0	2	0	3	11	.600	1	0	0	0	0



#41 AUSTIN BRYAN

FRESHMAN | LHP | L/L | 5-10 | 185
SAHUJARITA, ARIZ. | SAHUJARITA HS

Last Appearance: vs. Mount St. Mary's, 2/26/17

Last Started: N/A

2017 Season-High	Statistic	Career-High
1.0, 2x, Last vs. Mount St. Mary's, 2/26/17	Innings Pitched	1.0, 2x, Last vs. Mount St. Mary's, 2/26/17
7, at #21 Texas Tech, 2/21/17	Runs	7, at #21 Texas Tech, 2/21/17
7, at #21 Texas Tech, 2/21/17	Earned Runs	7, at #21 Texas Tech, 2/21/17
5, at #21 Texas Tech, 2/21/17	Hits	5, at #21 Texas Tech, 2/21/17
2, vs. Mount St. Mary's, 2/26/17	Strikeouts	2, vs. Mount St. Mary's, 2/26/17
2, at #21 Texas Tech, 2/21/17	Walks	2, at #21 Texas Tech, 2/21/17

Date	Opponent	GS	IP	H	R	ER	BB	SO	2B	3B	HR	WP	BK	HBP	IBB	Score	W/L	Sv	ERA	NP
Feb 21	at Texas Tech	0.2	5	7	7	2	0	1	0	1	0	0	0	0	0	1-16	0-0	0	94.50	31
Feb 25	MOUNT ST. MARY'S-2	1.0	0	0	0	0	0	1	0	0	0	0	0	0	0	25-4	0-0	0	37.80	14
Feb 26	MOUNT ST. MARY'S	1.0	0	0	0	0	2	0	0	0	0	0	0	0	0	29-1	0-0	0	23.62	15
Totals		0	2.2	5	7	7	2	3	1	0	1	0	0	0	0	55-21	0-0	0	23.62	-

Brian's Career Stats

Year	era	w-l	app	gs	ca	sho	sv	ip	r	er	bb	so	2b	3b	hr	bf	avg	wp	hbp	bk	sf	sha	
2017	23.62	0-0	3	0	0	0/0	0	2.2	5	7	7	2	3	1	0	1	15	.385	0	0	0	0	0
TOTAL	23.62	0-0	3	0	0	0/0	0	2.2	5	7	7	2	3	1	0	1	15	.385	0	0	0	0	0





FRESHMAN | LHP | L/L | 6-1 | 220
GILBERT, ARIZ. | CAMPO VERDE HS

Last Started: N/A

2017 Season-High.....	Statistic.....	Career-High.....
	Innings Pitched.....	
	Runs.....	
	Earned Runs.....	
	Hits.....	
	Strikeouts.....	
	Walks.....	

Williams' Career Stats



SENIOR | RHP | R/R | 5-11 | 165
ALBUQUERQUE, N.M. | LA CUEVA HS


Last Started: N/A

2017 Season-High.....	Statistic.....	Career-High.....
	Innings Pitched.....	31 vs. Towson, 2/21/16
	Runs.....	1 vs. Towson, 2/21/16
	Earned Runs.....	N/A
	Hits.....	2 vs. Towson, 2/21/16
	Walks.....	1 vs. Towson, 2/21/16
	Strikeouts.....	6 vs. Towson, 2/21/16


Worthen's Career Stats

Year	era	w1	app	qs	cq	sho	sv	tp	tr	f	er	do	so	do	so	tr	df	dang	wp	nipc	ok	sta	sta
2016	0.00	2.0	4	0	0	0/0	1	5.2	3	1	0	1	11	0	0	0	21	.176	0	2	0	0	1
TOTAL	0.00	2.0	4	0	0	0/0	1	5.2	3	1	0	1	11	0	0	0	21	.176	0	2	0	0	1

TV/PHOTO ROSTER



#1 | MARCUS STILL



#3 | GREG POPPYLISEN




#5 | BRENT SAKURAI



#6 | DAVID BELLAMY




#7 | CHRIS BUTCHER



#8 | ANDY FRAKES



#9 | JARON BALMAN



#10 | TREY STINE




#11 | LJ HATCH



#12 | CHRIS KUCKO



#13 | AUSTIN BOTELLO



#14 | GABE CASTILLO



#15 | STEVEN BUTTS



#16 | ALEX REYES




#17 | RUGER RODRIGUEZ



#18 | ROMAN TRUJILLO




#19 | CHANCE HROCH




#20 | DALTON SHALBERG




#21 | MATTHEW MCHUGH



#23 | DAN HETZEL



#24 | MARCEL RENTERIA



#25 | MASON FISHBACK




#26 | JASON BUSH



#27 | TRISTEN CARRANZA



#28 | JONATHAN GROFF



#29 | DANTE MARTINEZ



#32 | KODY JONES



#33 | KEATON GRAF



#34 | CARLOS ARELLANO



#35 | BRIAN KISER




#36 | JOEY ORTIZ




#37 | JOSEPH STANDLEY



#38 | KYLE BRADISH



#39 | MATTHEW PEREA



#40 | MATHEW MUNDEN



#41 | AUSTIN BRYAN



#44 | COOPER WILLIAMS



#50 | BRETT WORTHEN



HC | BRIAN GREEN



AC | JOEL MANGRUM



AC | TERRY DAVIS



VAC | JORDAN BECKER

