



2017 NM STATE BASEBALL

1815 Wells Street | Stan Fulton Athletic Center | Las Cruces, NM 88003 | @NMStateBaseball | NMStateSports.com

3 NCAA TOURNAMENT APPEARANCES | 1 CONFERENCE CHAMPIONSHIPS | 13 ALL-AMERICANS | 61 MLB DRAFT PICKS | 5 MLB PLAYERS

2017 SCHEDULE

FEBRUARY (5-4)

FRI. 17	BRYANT	PRESLEY ASKEW FIELD	L, 6-3
SAT. 18	BRYANT (DH)	PRESLEY ASKEW FIELD	L, 13-7 / W, 4-3
SUN. 19	BRYANT	PRESLEY ASKEW FIELD	W, 4-3
TUES. 21	at #21 TEXAS TECH	LUBBOCK, TEXAS	L, 16-1
FRI. 24	MOUNT SAINT MARY'S	PRESLEY ASKEW FIELD	W, 13-2
SAT. 25	MOUNT SAINT MARY'S (DH)	PRESLEY ASKEW FIELD	W, 6-3 / W, 25-4
SUN. 26	MOUNT SAINT MARY'S	PRESLEY ASKEW FIELD	W, 29-1
TUES. 28	at ARIZONA STATE	PHOENIX, ARIZ.	L, 12-5

MARCH (9-8)

FRI. 3	YALE	PRESLEY ASKEW FIELD	L, 3-1
SAT. 4	YALE (DH)	PRESLEY ASKEW FIELD	W, 16-5 / W, 7-3
SUN. 5	YALE*	PRESLEY ASKEW FIELD	W, 18-5
TUES. 7	NEW MEXICO*	EL PASO, TEXAS	L, 8-2
FRI. 10	at UTAH*	SALT LAKE CITY, UTAH	L, 5-1
SAT. 11	at UTAH*	SALT LAKE CITY, UTAH	L, 5-1
SUN. 12	at UTAH*	SALT LAKE CITY, UTAH	W, 3-0
TUES. 14	at BYU*	PROVO, UTAH	W, 8-6
MON. 20	at BENEDICTINE U. at MESA (DH)	MESA, ARIZ.	W, 8-6 / W, 10-7
TUES. 21	at #3 ARIZONA*	TUCSON, ARIZ.	L, 6-3
FRI. 24	at UC SANTA BARBARA	SANTA BARBARA, CALIF.	W, 7-3
SAT. 25	at UC SANTA BARBARA	SANTA BARBARA, CALIF.	L, 8-0
SUN. 26	at UC SANTA BARBARA	SANTA BARBARA, CALIF.	L, 7-2
TUES. 28	NEW MEXICO*	PRESLEY ASKEW FIELD	L, 5-3
FRI. 31	at SEATTLE U* @	SEATTLE, WASH.	W, 6-2

APRIL (2-0)

SAT. 1	at SEATTLE U*	SEATTLE, WASH.	W, 8-5
SUN. 2	at SEATTLE U*	SEATTLE, WASH.	W, 6-4
TUES. 4	#6 TEXAS TECH	PRESLEY ASKEW FIELD	L, 15-4
FRI. 7	UT RIO GRANDE VALLEY*	PRESLEY ASKEW FIELD	W, 10-2
SAT. 8	UT RIO GRANDE VALLEY*	PRESLEY ASKEW FIELD	W, 7-4
SUN. 9	UT RIO GRANDE VALLEY*	PRESLEY ASKEW FIELD	W, 15-5 (7)
TUES. 12	SUL ROSS STATE	PRESLEY ASKEW FIELD	W, 19-9
THURS. 13	at SACRAMENTO STATE*	SACRAMENTO, CALIF.	W, 8-4
FRI. 14	at SACRAMENTO STATE*	SACRAMENTO, CALIF.	L, 2-1 (12 INN.)
SAT. 15	at SACRAMENTO STATE*	SACRAMENTO, CALIF.	W, 5-2
TUES. 18	vs. #5 TEXAS TECH*	MIDLAND, TEXAS	6 P.M.
FRI. 21	NORTHERN COLORADO*	PRESLEY ASKEW FIELD	6 P.M.
SAT. 22	NORTHERN COLORADO*	PRESLEY ASKEW FIELD	2 P.M.
SUN. 23	NORTHERN COLORADO*	PRESLEY ASKEW FIELD	NOON
TUES. 25	at ARIZONA	TUCSON, ARIZ.	7 P.M.
FRI. 28	GRAND CANYON*	PRESLEY ASKEW FIELD	6 P.M.
SAT. 29	GRAND CANYON*	PRESLEY ASKEW FIELD	2 P.M.
SUN. 30	GRAND CANYON*	PRESLEY ASKEW FIELD	NOON

MAY (0-0)

TUES. 2	at NEW MEXICO	ALBUQUERQUE, N.M.	6 P.M.
FRI. 5	at UTAH VALLEY*	DREXEL, UTAH	6 P.M.
SAT. 6	at UTAH VALLEY*	DREXEL, UTAH	6 P.M.
SUN. 7	at UTAH VALLEY*	DREXEL, UTAH	NOON
FRI. 12	at CHICAGO STATE*	CHICAGO, ILL.	5 P.M.
SAT. 13	at CHICAGO STATE*	CHICAGO, ILL.	2 P.M.
SUN. 14	at CHICAGO STATE*	CHICAGO, ILL.	11 A.M.
THURS. 18	CSU BAKERSFIELD*	PRESLEY ASKEW FIELD	6 P.M.
FRI. 19	CSU BAKERSFIELD*	PRESLEY ASKEW FIELD	6 P.M.
SAT. 20	CSU BAKERSFIELD*	PRESLEY ASKEW FIELD	NOON

WAC TOURNAMENT

WED. 24	TBD (GAMES 1-2)	MESA, ARIZ.	3/7 P.M.
THURS. 25	TBD (GAMES 3-5)	MESA, ARIZ.	TBD
FRI. 26	TBD (GAMES 6-8)	MESA, ARIZ.	TBD
SAT. 27	TBD (GAMES 9-10)	MESA, ARIZ.	3/7 P.M.
SUN. 28	TBD (GAME 11 IF NECESSARY)	MESA, ARIZ.	NOON

JUNE (0-0)

NCAA TOURNAMENT

2-4	NCAA REGIONALS	TBD	TBD
9-11	NCAA SUPER REGIONALS	TBD	TBD
17-28	COLLEGE WORLD SERIES	OMAHA, NEB.	TBD

ALL TIMES MOUNTAIN

DATE/TIME SUBJECT TO CHANGE

%PLAYED AT SOUTHWEST UNIVERSITY PARK

HOME GAMES LISTED IN BOLD

#PLAYED AT SECURITY BANK BALLPARK

*DENOTES WAC GAME

60MINUTES PAC-12 LIVE STREAM

*DENOTES AGGIEVISION GAME

\$DENOTES BYU TV

@WAC Digital Network Game

2017 WAC STANDINGS (THRU 4/17/17)

	WAC	W	L	GB	OVERALL	W	L	T	STR
1. NM STATE		8	1	--	23	14	0	0	W1
2. GRAND CANYON		10	2	1.5	16	19	0	0	W2
3. CSU BAKERSFIELD		6	6	3.5	19	12	0	0	W5
4. NORTHERN COLORADO		4	5	4.0	14	19	0	0	L2
5. UTAH VALLEY		4	5	4.0	11	23	0	0	W4
6. CHICAGO STATE		4	5	4.0	8	24	0	0	L2
7. UT RIO GRANDE VALLEY		4	8	5.5	20	19	0	0	W1
8. SACRAMENTO STATE		4	8	5.5	17	18	0	0	L1
9. SEATTLE U		4	8	5.5	12	21	1	1	L1

AGGIE BASEBALL GAME NOTES

NEW MEXICO STATE

Aggies



Twitter: @NMStateBaseball

Overall: 23-14

Conference: 8-1 WAC

Home: 13-5

Away: 8-8

Neutral: 2-1

TEXAS TECH

Red Raiders



Twitter: @TTU_Baseball

Overall: 31-8

Conference: 8-4 Big 12

Home: 16-2

Away: 11-4

Neutral: 4-2

ALL-TIME SERIES INFORMATION

Series Record.....	NM State trails 46-17
in Las Cruces, N.M.....	NM State leads 7-6
in Lubbock, Texas.....	Texas Tech leads 38-6
Streak.....	Texas Tech won 2
Longest Streak.....	Texas Tech won 12 straight
Last NM State Win.....	3/1/16 at Texas Tech (7-6)
Last Sacramento State Win.....	4/4/17 at NM State (15-4)

STADIUM INFORMATION

Security Bank Ballpark | Capacity: 4,709
Playing Surface | Bermuda Grass
Left: 330 | Center: 410 | Right: 322 | Alleys: 370

MIDWEEK MATCH-UP

TUESDAY, APRIL 18, 2017

FIRST PITCH.....	6 P.M.
TELEVISION.....	N/A
RADIO.....	99.5 FM ZIA COUNTRY & TUNE IN
PLAY-BY-PLAY.....	ADAM YOUNG
LIVE STATS.....	TEXASTECH.STATBROADCAST.COM
NM STATE STARTER.....	TBD
TEXAS TECH STARTER.....	TBD
WEATHER.....	84°, 10% CHANCE OF RAIN, NW 10-15 MPH



TBD

VERSUS



TBD



Leading Off...

- Tuesday's contest is the fourth time this season NM State faces off against a top-25 team.

- The Aggies have not lost a game this season when leading after the 6th (21-0), 7th (23-0) and 8th innings (22-0).

- The Aggies have outscored opponents so far this season 292-203 while hitting .318 as a team with 132 extra-base hits.

- NM State is ranked in the top-25 nationally in the following categories...

NM State (Rk)	Category	NCAA
.318 (11th)	Batting Avg.	334
414 (8th)	Hits	446
21 (2nd)	Triples	29
53 (14th)	Hit by Pitch	68
.491 (12th)	Slugging %	535
.408 (12th)	OB %	431
292 (10th)	Runs	338
7.9 (11th)	Scoring	9.0

- A couple players also rank nationally in single game highs for...

Rank	Category	Player (Stat)
1st	Triples	Brent Sakurai (6)
16th	Wins	Kyle Bradish (6)
18th	Hit by pitch	Tristen Carranza (12)
20th	Triples	Joey Ortiz (4)
23rd	RBI	Dan Hetzel (41)
24th	Home Runs	Tristen Carranza (11)
24th	Slugging %	Tristen Carranza (.691)

BY THE NUMBERS...

Aggies	Red Raiders
37.....	Games Played.....39
.318.....	Batting Avg.....303
.491.....	Slugging Pct.....459
.408.....	OBP.....388
.292.....	Runs.....277
.414.....	Hits.....408
.156.....	Walks.....172
.28-.38.....	SB-ATT.....36-48
.75.....	Doubles.....82
.21.....	Triples.....16
.36.....	Home Runs.....32
.132.....	Extra Base Hits.....140
.46.....	Errors.....27
.968.....	Fielding Pct.....982

PITCHING STATS

4.72.....	ERA.....3.44
.292.....	Strikeouts.....324
.162.....	Walks.....167
.34.....	WP.....31
.3.....	Pick-Offs.....7
.0.....	Complete Games.....0
.1.....	Shutouts.....0
8.1.....	K/9IP.....8.4
.21.....	HBP.....38
.39-.52.....	SB-ATT.....37-51



2017 NM STATE BASEBALL ROSTER

NUMERICAL		
No.	NAME	Pos.
1.	MARCUS STILL	OF
3.	GREG POPYLISEN	OF
5.	BRENT SAKURAI	INF
6.	DAVID BELLAMY	OF
7.	CHRIS BUTCHER	RHP
8.	ANDY FRAKES	RHP
9.	JARON BALMAN	OF
10.	TREY STINE	INF
11.	LJ HATCH	INF
12.	CHRIS KUCKO	RHP
13.	AUSTIN BOTELLO	OF
14.	GABE CASTILLO	C
15.	STEVEN BUTTS	LHP
16.	ALEX REYES	INF/RHP
17.	RUGER RODRIGUEZ	RHP
18.	ROMAN TRUJILLO	INF
19.	CHANCE HROCH	RHP
20.	DALTON SHALBERG	RHP
21.	MATTHEW MCHUGH	RHP
23.	DAN HETZEL	OF
24.	MARCEL RENTERIA	RHP
25.	MASON FISHBACK	C
26.	JASON BUSH	C
27.	TRISTEN CARRANZA	INF
28.	JONATHAN GROFF	LHP
29.	DANTE MARTINEZ	LHP
30.	CALEB HENDERSON	INF
32.	KODY JONES	LHP
33.	KEATEN GRAF	RHP
34.	CARLOS ARELLANO	INF/RHP
35.	BRIAN KISER	OF
36.	JOEY ORTIZ	INF
37.	JOSEPH STANDLEY	LHP
38.	KYLE BRADISH	RHP
39.	MATTHEW PEREA	LHP
40.	MATHEW MUNDEN	RHP
41.	AUSTIN BRYAN	LHP
44.	COOPER WILLIAMS	INF/LHP
50.	BRETT WORTHEN	RHP

STATE BREAKDOWN	
ARIZONA.....	8
CALIFORNIA.....	8
TEXAS.....	7
NEW MEXICO.....	5
COLORADO.....	3
KANSAS.....	3
HAWAII.....	1
LOUISIANA.....	1
MISSOURI.....	1
NEW YORK.....	1
OREGON.....	1

CLASS BREAKDOWN	
SENIOR.....	15
JUNIOR.....	9
SOPHOMORE.....	7
FRESHMAN.....	8

PITCHERS

No.	NAME	Pos.	B/T	Ht.	Wt.	CLASS	HOMETOWN/PREVIOUS SCHOOL/HIGH SCHOOL
7.	CHRIS BUTCHER	RHP	R/R	6-1	165	Sr.	RANCHO CUCAMONGA, CALIF./RIO HONDO COLLEGE/LOS OSOS HS
8.	ANDY FRAKES	RHP	R/R	5-11	195	Sr.	SHERMAN OAKS, CALIF./GLENDALE CC/CRESPI CARMELITE HS
12.	CHRIS KUCKO	RHP	R/R	5-11	180	Sr.	SAHUARITA, ARIZ./PIMA CC/SAHUARITA HS
15.	STEVEN BUTTS	LHP	L/L	5-10	180	So.	GLENDALE, ARIZ./NORTHWEST CHRISTIAN HS
16.	ALEX REYES	RHP/INF	R/R	6-1	190	So.	EL PASO, TEXAS/EL DORADO HS
17.	RUGER RODRIGUEZ	RHP	R/R	6-3	205	Sr.	LOS CHAVEZ, N.M./NEW MEXICO MILITARY INSTITUTE/LOS LUNAS HS
19.	CHANCE HROCH	RHP	R/R	6-2	170	Fr.	TEMECULA, CALIF./VISTA MURRIETA HS
20.	DALTON SHALBERG	RHP	R/R	6-5	200	Sr.	LAKIN, KAN./GARDEN CITY CC/LAKIN HS
21.	MATTHEW MCHUGH	RHP	R/R	6-3	210	Sr.	LEAWOOD, KAN./JOHNSON CITY CC/BLUE VALLEY NORTH HS
24.	MARCEL RENTERIA	RHP	R/R	5-11	185	Sr.	NOGALES, ARIZ./PIMA CC/NOGALES HS
28.	JONATHAN GROFF	LHP	L/L	5-9	190	Jr.	CASTROVILLE, TEXAS/TYLER CC/MEDIA VALLEY HS
29.	DANTE MARTINEZ	LHP	L/L	5-10	195	Fr.	EL PASO, TEXAS/EL DORADO HS
32.	KODY JONES	LHP	L/L	6-11	210	Jr.	PRESCOT, ARIZ./NEW MEXICO MILITARY INSTITUTE/BROADSHAW MOUNTAIN HS
33.	KEATEN GRAF	RHP	R/R	6-2	195	Jr.	WAVERLY, MO./JOHNSON COUNTY CC/SANTA FE HS
34.	CARLOS ARELLANO	RHP/INF	R/R	5-10	155	Fr.	CALEXICO, CALIF./CALEXICO HS
37.	JOSEPH STANDLEY	LHP	L/L	6-0	195	Fr.	ALBUQUERQUE, N.M./HOPE CHRISTIAN SCHOOL
38.	KYLE BRADISH	RHP	R/R	6-4	190	So.	GOODYEAR, ARIZ./MILLENNIUM HS
39.	MATTHEW PEREA	LHP	L/L	6-0	175	Jr.	SOCORRO, TEXAS/DODGE CITY CC/CATHEDRAL HS
40.	MATHEW MUNDEN	RHP	R/R	5-10	180	So.	EL PASO, TEXAS/CORNADO HS
41.	AUSTIN BRYAN	LHP	L/L	5-10	185	Fr.	SAHUARITA, ARIZ./SAHUARITA HS
44.	COOPER WILLIAMS	LHP/INF	L/L	6-1	220	Fr.	GILBERT, ARIZ./CAMPO VERDE HS
50.	BRETT WORTHEN	RHP	R/R	5-11	165	Sr.	ALBUQUERQUE, N.M./NEW MEXICO JC/LA CUEVA HS

INFELDERS

No.	NAME	Pos.	B/T	Ht.	Wt.	CLASS	HOMETOWN/PREVIOUS SCHOOL/HIGH SCHOOL
5.	BRENT SAKURAI	INF	R/R	5-10	170	Sr.	AIEA, HAWAII/GLENDALE CC/MID PACIFIC INSTITUTE
10.	TREY STINE	INF	R/R	5-11	190	Sr.	TUCSON, ARIZ./PIMA CC/IRONWOOD RIDGE HS
11.	LJ HATCH	INF	R/R	5-11	180	Sr.	SHAWNEE, KAN./JOHNSON COUNTY CC/MILL VALLEY HS
16.	ALEX REYES	INF/RHP	R/R	6-1	190	So.	EL PASO, TEXAS/EL DORADO HS
18.	ROMAN TRUJILLO	INF	R/R	5-10	165	So.	LAS CRUCES, N.M./DNATE HS
27.	TRISTEN CARRANZA	INF	R/R	5-11	210	So.	EL CENTRO, CALIF./BRAWLEY HS
30.	CALEB HENDERSON	INF	R/R	6-4	220	Jr.	CONIFER, COLO./CENTRAL ARIZONA CC/CONIFER HS
34.	CARLOS ARELLANO	INF/RHP	R/R	5-10	155	Fr.	CALEXICO, CALIF./CALEXICO HS
36.	JOEY ORTIZ	INF	R/R	5-11	160	Fr.	GARDEN GROVE, CALIF./PACIFICA
44.	COOPER WILLIAMS	INF/LHP	L/L	6-1	220	Fr.	GILBERT, ARIZ./CAMPO VERDE HS

OUTFIELDERS

No.	NAME	Pos.	B/T	Ht.	Wt.	CLASS	HOMETOWN/PREVIOUS SCHOOL/HIGH SCHOOL
1.	MARCUS STILL	OF	R/R	5-10	180	Jr.	NEW ORLEANS, LA./SCOTTSDALE CC/QUEEN CREEK HS
3.	GREG POPYLISEN	OF	R/R	6-1	170	Sr.	HIGHLANDS RANCH, COLO./EL PASO CC/VALOR CHRISTIAN HS
6.	DAVID BELLAMY	OF	L/R	6-0	185	Jr.	EUGENE, ORE./LANE CC/SELDON HS
9.	JARON BALMAN	OF	L/R	6-2	225	Sr.	ERIE, COLO./NORTHEASTERN JC/FREDERICK HS
13.	AUSTIN BOTELLO	OF	L/L	5-9	190	Sr.	GALVESTON, TEXAS/NEW MEXICO JC/CLEAR SPRINGS HS
23.	DAN HETZEL	OF	R/R	6-1	220	Sr.	LONG ISLAND, N.Y./COCHISE CC/SACHEM EAST HS
35.	BRIAN KISER	OF	R/R	6-0	185	Jr.	EL PASO, TEXAS/SOUTH MOUNTAIN CC/EASTWOOD HS

CATCHERS

No.	NAME	Pos.	B/T	Ht.	Wt.	CLASS	HOMETOWN/PREVIOUS SCHOOL/HIGH SCHOOL
14.	GABE CASTILLO	C	R/R	5-10	195	Fr.	LAS CRUCES, N.M./MAYFIELD HS
25.	MASON FISHBACK	C	R/R	6-1	190	RJr.	RANCHO CUCAMONGA, CALIF./RIVERSIDE CC/RANCHO CUCAMONGA HS
26.	JASON BUSH	C	L/R	6-2	170	So.	CARLSBAD, CALIF./CYPRESS HS

COACHING STAFF

No.	NAME	Pos.	B/T	Ht.	Wt.	CLASS	HOMETOWN/PREVIOUS SCHOOL/HIGH SCHOOL
14.	GABE CASTILLO	C	R/R	5-10	195	Fr.	LAS CRUCES, N.M./MAYFIELD HS
25.	MASON FISHBACK	C	R/R	6-1	190	RJr.	RANCHO CUCAMONGA, CALIF./RIVERSIDE CC/RANCHO CUCAMONGA HS
26.	JASON BUSH	C	L/R	6-2	170	So.	CARLSBAD, CALIF./CYPRESS HS

PRONUNCIATION GUIDE

CARLOS ARELLANO.....	ARE-RAY-YAWN-NO	ANDY FRAKES.....	RHYMES WITH BRAKES	MATHEW MUNDEN.....	MUN-BEN
JARON BALMAN.....	JAIR-RUN BALL-MIN	KEATEN GRAF.....	GRAPH	MATTHEW PEREA.....	PER-RAY-UH
DAVID BELLAMY.....	BELL-UH-MEE	JONATHAN GROFF.....	GROW-FF	GREG POPYLISEN.....	POPPA-LISTEN
AUSTIN BOTELLO.....	BUH-TELL-OH	CHANCE HROCH.....	ROACH	RUGER RODRIGUEZ.....	ROO-GRR
KYLE BRADISH.....	BRAD-DISH	BRIAN KISER.....	KAI-ZER	BRENT SAKURAI.....	SACK-UH-RYE
TRISTIAN CARRANZA.....	CUH-RON-ZA	CHRIS KUCKO.....	KOOKS-GO	DALTON SHALBERG.....	SHAWL-BERG
GABE CASTILLO.....	CAST-TEE-YO	DANTE MARTINEZ.....	DAWN-TAY	ROMAN TRUJILLO.....	TRUE-HE-YO



Brian Green enters his third season as the head coach of his alma mater after being named the 10th head coach in New Mexico State baseball history on Friday, July 25, 2014.

In just his second season, Green helped guide the Aggies to the best win improvement in all of college baseball. The turnaround was a few wins shy of the biggest turnaround in NCAA history. After compiling a record of 11-38-1 in 2015, Green and the Aggies finished 2016 with a record of 34-23. Among the 34 wins was an early March road upset of nationally ranked and eventual College World Series participant, Texas Tech.

In the offseason leading up to the 2016 campaign, Green and his staff were recognized for having the 37th-best recruiting class in the country as rated by Collegiate Baseball. The recruiting class included a pair of 2016 MLB draft picks in Joe Galindo (13th round) and Tyler Erwin (23rd round). Both of the draft picks were only juniors and had just concluded their first year with the Aggies. Green didn't stop there as Collegiate Baseball ranked their 2017 recruiting class 33rd best in the country, marking the 12th-consecutive year he has racked up a ranked class from a national publication.

Green mentored five players from the 2016 roster that earned all-conference honors at the conclusion of the 2016 regular season – including Johnson, the Western Athletic Conference Player of the Year.

Johnson was the easy choice for WAC Player of the Year after batting .382 with 12 home runs and 50 runs batted in. He also recorded seven triples and stole 29 bases on the season. He also led the conference in batting average, hits, home runs, stolen bases and runs scored. Johnson was also named an ABCA/Rawlings Third Team All-American and finished the 2016 campaign fourth in the country in hits.

Green helped engineer a near 3-run improvement in team ERA from 2015 to 2016. NM State compiled a 4.61 team ERA in 2016, which was the second-best in program history. Individually, closer Joe Galindo's ERA of 2.48 was the best by an Aggie since 1972.

At the conclusion of the 2016 campaign, pitcher Kyle Bradish became the first-ever Aggie hurler to earn Freshman All-American honors. Bradish also finished the 2016 season with the most strikeouts by a freshman in program history.

Of the three players that were drafted in the 2016 MLB Draft, Johnson was the first drafted, going off the board in the fifth-round to the Washington Nationals and became the second-highest draft pick in school history. Galindo was the first NM State pitcher taken in the draft when he was selected by the San Diego Padres in the 13th round. Meanwhile, Erwin was selected by the Baltimore Orioles in the 23rd round. With Quinton Mack going in the 35th round to the Arizona Diamondbacks in 2015, the current Aggie Staff has had 4 players move on professionally in just 2 seasons. The three players drafted also marked the first time since 2009 that NM State had Aggies drafted in the same year.

Off the field, the Aggies have certainly made an impact in community. The baseball team has clocked over 4,000 hours of community service in Green's three seasons in Las Cruces, including winning the Male Team Community Service Award in 2015. The Aggies have partnered with Special Olympics New Mexico, the Meca Miracles and the Las Cruces Special Needs in establishing each group's specific day at the ballpark to interact with the Aggie Players. In the fall of 2015, NM State Baseball was recognized for Community outreach with their video production of "Special Needs Day".

In the classroom, the Aggies have excelled. Since the fall of 2014, the NM State baseball team has earned a cumulative team GPA of 3.01 and have placed 13 players on the WAC All-Academic team and have had 34 Aggie ball players named Crimson Scholars.

The Aggies have also set school records for season ticket sales in back-to-back years and almost tripled the previous record, as well as setting records for gate attendance and revenue earned since the fall of 2014. In addition, Aggie baseball now has RV's routinely in attendance for home baseball weekends.

Green came back to his alma mater after coaching for six seasons as an assistant at Kentucky. In 2014, he directed the best offense in college baseball and in Kentucky history. Green was UK's offensive coordinator and infield defensive coach.

During his time in Lexington, Green guided one of the top offensive units in the nation, with the Wildcats consistently boasting a well-rounded approach among the Southeastern Conference leaders. Green implemented an offensive style that puts emphasis on speed and athleticism, with an aggressive approach at the plate and on the base paths – a system that proved to brilliantly foreshadow the NCAA change in bats.

A native of Temecula, Calif., Green was a four-year assistant coach at UCLA before going to Kentucky as one of the top hitting instructors in college baseball. A tenacious recruiter, he had tremendous success while on the west coast as the recruiting coordinator with traditional powerhouse UCLA, where he recruited the bulk of the Bruins that recently won the national championship.

Other stops for Green include Hawai'i, Oregon State, San Diego, Chapman University, Cal Poly-Pomona, Riverside Community College and New Mexico State. Green's dynamic offense at Kentucky in 2014 led the SEC in eight categories, ranking in the top three in 10-of-13 major categories. UK led the league in average (.299), slugging (.446), on-base percentage (.398), runs (472), RBI (423), homers (60) and hit batters (109). The Wildcats were also ranked second in the SEC in hits (655) and doubles (121), while ranking third in walks (268).

Green's offensive approach in 2014 was spearheaded by a focus on situational hitting, two-strike approaches and quality at-bats. UK finished as the SEC leader in pinch-hitting average (.388), two-out hitting (.310) and two-out RBI (167) while leadoff hitters reached on base in 39-percent of their opportunities.

At seasons end, UK finished third in runs, fourth in homers, fifth in scoring and hits, sixth in hit batters and on-base percentage, eighth in slugging and ninth in doubles nationally.

Green transformed the Kentucky offensive attack into a proving ground for professional baseball with a school-record 23 position players drafted or signed to a professional contract during his time at UK, including four position players that were drafted in 2014.

Kentucky saw A.J. Reed go to the Astros to open the second round followed with centerfielder Austin Cousino going in the third round to the Seattle Mariners. Reed and Cousino marked the highest drafted position player duo in program history. Third baseman Max Kuhn, who had three at-bats as a freshman, and hit under .250 as a sophomore, was a 13th-round pick in the draft by the Athletics. Kuhn finished 2014 leading the SEC and all BCS conferences in runs scored, becoming the first UK player to lead in the SEC in runs since Billy White in 1988.

Fifth-year senior Michael Thomas was also picked in the 2014 MLB Draft, going to the Detroit Tigers, while senior shortstop Matt Reida signed with the Tampa Bay Rays as an undrafted free agent.

Green's dynamic offense was paced by one of the best players in the history of college baseball in 2014, two-way star and Golden Spikes Award Winner, AJ Reed. The Golden Spikes Award is given to the top collegiate baseball player in America.

The first pick of the second round in the 2014 MLB Draft by the Houston Astros, Reed was named the Dick Howser Trophy Award winner, the Baseball America College Player of the Year, Collegiate Baseball's Player of the Year and the American Baseball Coaches Association National Player of the Year. The first national player of the year in Kentucky history, Reed also won the 2014 John Olerud Award, given to the nation's top two-way player. In addition, Reed was named SEC Player of the Year by the conference coaches and SEC Male Athlete of the Year by the league athletics directors.

After establishing a reputation as a tenacious recruiter, Green's shortstop at UCLA, Brandon Crawford, solidified himself as one of the best young shortstops in the big leagues while playing with the 2012 World Series Champion San Francisco Giants and earned another championship ring in 2014.

Since 2004, Green's guidance as an infield and hitting coach improved the draft stock of 26 players – 24 between Kentucky and UCLA and two at New Mexico State within the last two years.



The Green File

Education

New Mexico State University, 1995
Business Management

Coaching Experience

NM State | Head Coach (2014-Pres.)
Kentucky | Assistant Coach (2008-14)
UCLA | Assistant Coach (2004-08)
Hawaii | Assistant Coach (2003-04)
San Diego | Assistant Coach (2002)
Oregon State | Volunteer Assistant (2001)
Chapman | Assistant Coach (1998-00)
Cal Poly Pomona | Assistant Coach (1997-98)
Riverside CC | Assistant Coach (1996-97)
NM State | Volunteer Assistant (1995-96)

Year-by-Year

	Overall				WAC			
Year	W	L	T	Pct.	W	L	T	Pct.
2015	11	38	1	.230	7	19	1	.278
2016	34	23	0	.596	20	7	0	.741
2017	23	14	0	.560	8	1	0	.889
Total	68	75	1	.474	35	27	1	.560



In addition to his recruiting duties and ability as UK's offensive coordinator, Green also served as Kentucky's infield defensive coach. He has coached some of the most talented infielders in Kentucky history since 2009, while also coaching UCLA's infield for four seasons, with Crawford, Jermaine Curtis and Alden Carrithers earning All-Pac-10 honors under his guidance.

At Kentucky, Green's 2009 middle infield, shortstop Chris Wade and second baseman Chris Bisson, became the first double play combo in nearly 120-year history of the program to each earn All-SEC honors. Taylor Black led SEC shortstops in defensive assists, with Reida serving as a three-year starter at shortstop. Second baseman J.T. Riddle also shined defensively at second base, leading all SEC second baseman in assists over his three years at the keystone.

In 2014, Green's defense led the SEC and ranked third in the NCAA in double plays turned, with Reida, freshmen second baseman JaVon Shelby and Connor Hedy forming a new double play tandem.

Green was honored as a featured speaker at the 2011 American Baseball Coaches Association Convention in Nashville, Tenn. His presentation was on infield defense and double play specifics in front of an estimated 5,000 coaches and did so once again in 2015 in Orlando on offensive approach.

During his time at Kentucky, Green helped Henderson and fellow UK assistant Brad Bohannon welcome the best classes in program history, while also shining as UCLA's recruiting coordinator that beefed up the roster for the Bruins' Omaha run in 2010.

In his first season, Green helped UK secure the fourth-best recruiting class in the nation according to Baseball America – a new Kentucky record. UK then ranked No. 6 in 2010, No. 16 in 2011, No. 25 in 2012 – a class that featured Reed, Cousino and righty Chandler Shepherd – No. 11 in 2013 and No. 25 in 2014.

In his two seasons as the UCLA recruiting coordinator, Green helped secure the No. 13 and No. 7 best recruiting classes in the nation in the fall of 2006 and fall of 2007, respectively, as ranked by Baseball America. Green also played a large role in assisting UCLA land the No. 5 ranked recruiting class in 2005, as rated by Baseball America.

Using an offensive philosophy geared towards utilizing the athletic ability of his hitters, Green turned UK's offensive attack into a high-energy threat. In 2010, UK ran all over the base paths, leading the SEC with an eye-popping 120 stolen bases, with Bisson leading the league with 32 stolen bases and Neiko Johnson ranking fourth with 24 stolen bags in just 21 starts.

During the 2011 campaign, Green's offensive approach shined with the new NCAA bat standards, as the Wildcats finished the year ranked second in the SEC in slugging percentage, doubles, homers and total bases. UK also led the league in hit by pitches and ranked fourth in average and fifth in stolen bases.

Under the direction of Green in 2011, outfielder Chad Wright and third baseman Thomas McCarthy developed into one of the best hitters in both the SEC and nation. Wright became one of the top hitters in the nation and signed with the Tigers after being selected in the ninth-round of the MLB draft after his junior season. With Green, McCarthy batted .371 with seven homers and 39 RBI at the Division I level after transferring from a junior college. He wound up earning First-Team All-SEC honors and became the first Wildcat third baseman to earn first-team conference accolades since 1972.

Green's 2012 UK team had a historic campaign, winning a school-record 45 games. The Wildcats also soared to No. 1 in the country for three-straight weeks for the first time in UK history, and equaled its best finish in the NCAA and SEC Tournaments ever. With Green's supervision, the UK offense ranked No. 3 in the SEC in average (.294), No. 2 in slugging (.433), No. 2 in on-base percentage (.380), No. 2 in runs scored (383), No. 1 in hits (641), No. 2 in RBI (351), No. 1 in doubles (123), No. 2 in home runs (56) and No. 2 in total bases (942).

Prior to becoming the offensive coordinator for Kentucky in the Southeastern Conference, Green was the infield and hitting coach at UCLA, helping to lead the Bruins to 115 wins in four years while posting 33 wins in each of his last three seasons. Green had a huge impact in recruiting the bulk of the Bruins roster, in addition to coordinating the UCLA infield defense and overseeing the Bruins offensive attack.

Green's instruction as the infield coach for those four seasons had tangible results, as Bruins cornerstone infielders Curtis (third base) and Crawford (shortstop) earned All-Pac-10 recognition three-straight years. Likewise, second baseman Carrithers gained All-Pac-10 Honorable Mention accolades in 2007 before earning All-Pac-10 honors in 2008.

The Bruins turned a conference-leading 65 double plays in 2008, as Crawford and Carrithers helped steady UCLA's defense up the middle.

In 2007, Green guided UCLA's hitters to a .296 batting average and 51 home runs, the fourth-highest total in the Pac-10 Conference. That spring, Gabe Cohen compiled a .345 batting average, belted 10 home runs and totaled 36 RBI to earn Pac-10 Co-Newcomer of the Year honors with USC shortstop Grant Green.

Green helped lead the Bruins to three consecutive NCAA Regional appearances, a first in school history, and advanced to the Super Regionals in 2007. In 2006, Green's infielders contributed to UCLA's .977 fielding percentage, which topped in the Pac-10 and sixth in the nation. Crawford earned freshman All-America honors that season before playing for the USA National Team in the summer of 2006. Curtis gained All-Pac-10 Honorable Mention accolades after leading all Bruin starters with a .325 batting average.

While serving as an assistant at the University of Hawaii in 2003 and 2004, Green doubled as the team's hitting instructor, infield coach and base running coach. He also assisted with recruiting efforts. In 2004, Green helped Hawaii head coach Mike Trapasso earn 2004 Western Athletic Conference Coach of the Year honors, and in 2003 he coached two Rainbow Warriors who earned Freshman All-America accolades.

Prior to his time at Hawaii, Green was an assistant at the University of San Diego for the 2002 season where he helped the Toreros capture their first West Coast Conference title in school history. USD led the conference in batting average, runs scored, walks and fewest strikeouts that season with Green while head coach Rich Hill gained WCC Coach of the Year honors.

In the summers of 2001 and 2002, Green served as head coach of the Kenai Peninsula Oilers of the Alaskan Summer Baseball League. In 2001, Green's Oilers became the only Alaskan League team to defeat the U.S. National Team, winning 4-1.

Green also spent time as a volunteer assistant in 2001 at Oregon State and also served stints at Chapman University, Cal Poly Pomona and Riverside Community College. At Chapman in 2000, Green helped lead the Panthers to a third-place finish at the Division III World Series. Prior to that, he helped lead Chapman to a 39-5 overall finish during the 1999 campaign. The Panthers' infield corps also led the nation in double plays turned that year thanks to Green.

Green began his coaching career in 1994 where he served as a student assistant at his alma mater, New Mexico State. Green spent his first two collegiate seasons playing at Riverside Community College (1991-92) before transferring to Chapman (1993) and then eventually New Mexico State (1994).

Green, 45, graduated from New Mexico State with a degree in business management in 1995 and earned his Master's degree in education from National University in 1997. Green has spoken at the American Baseball Coaches Association twice and began his first year (2017) as the West Region Representative for the ABCA.

He is married to the former Becki Francis (also an NMSU Graduate). The Greens have two daughters, Emily Rae (13) and Zoe Addison (7) and are proud residents of Las Cruces again.



TOP OF THE ORDER

The New Mexico State Aggies baseball team travels to Midland, Texas for a midweek contest versus No. 5 Texas Tech on Tuesday, April 18, at 6 p.m. MT.

Tuesday's neutral contest takes place at Security Bank Ballpark, home of the Oakland Athletics Double-A affiliate Midland RockHounds.

PROBABLE STARTERS

The starting pitchers for the midweek showdown will be a game-time decision for each club. Last time out, NM State threw Chris Kucko (1-1, 8.36 ERA) against Texas Tech right-hander Caleb Killian.

GET CONNECTED

Get up to the minute information and news about the NM State baseball team all season on Twitter, and Instagram by following @NMStateBaseball and on Facebook.com/NMSUAthletics.

LISTEN UP!

Aggie fans that can't make it to the game can listen to Adam Young (@youngbbp) on 99.5 FM Zia Country. Fans can also listen to the game live with their mobile or tablet device on the TuneIn app for free by searching Zia Country.

GET YOUR SEASON TICKETS NOW!

With the start of the 2017 season tickets, Aggie fans can be a part of the action for all 23 home games (including three double-headers) for just \$100 per seat. Season tickets will guarantee fans a seat in the reserved section of 104 behind home plate. Fans can purchase 2017 Aggie baseball season tickets by going to the Pan American Center ticket office or by calling 575-646-1420.

LEADING THE LEAGUE

With his moonshot on Thursday, April 13, Aggie first baseman Tristen Carranza continues to pace the WAC in home runs with a league-best 11 jacks. The El Centro, Calif., product has tallied multi-homer games three separate times so far this season, including a two-homer night in Seattle to open WAC play.

Right-fielder Dan Hetzel also had a round-tripper in the game on Thursday which moved the Aggie just behind Carranza in second place in the conference with eight home runs.

LOOKING AT THE RED RAIDERS

Tuesday's 6 p.m. first pitch against No. 5 Texas Tech will be the third meeting between the two programs this season and the 64th time these two programs face off on the diamond all-time. Texas Tech, then ranked No. 21 in the first bout and No. 6 in the second, took the first contest 16-1 and the second 15-4.

The Red Raiders enter the midweek tilt 31-8 overall and 8-4 in Big 12 action. The opponent is 4-2 in games played at a neutral location.

Senior Hunter Hargrove paces Texas Tech offensively with a .344 batting average with 55 hits, 36 RBI and 35 runs scored. Left fielder Grant Little is just behind Hargrove with a .339 BA and a team-leading five stolen bases. Shortstop Orland Garcia leads the Texas Tech squad in home runs with eight and a .578 slugging percentage.

Steven Gingery leads the Texas Tech pitching staff with a 7-0 record and a 1.48 ERA which is good for 25th in the NCAA in 60.2 innings of work. He's only allowed 12 runs, 10 earned, with 15 walks and 67 punch outs. Jacob Patterson and Davis Martin are tied for second on the wins list as they each hold a 4-1 mark. Parker Mushinski is the Red Raider go-to bullpen pitcher with a team-leading 20 appearances and the hurler owns a 2-1 record with a 2.78 ERA and only three extra-base hits allowed.

SEVERE CASE OF KLEPTOMANIA

This past week's games, April 11-15, saw the Aggies steal 11 bases in four games. Previously, the team had stolen 17 bases in their first 33 contests. The impressive stat line featured a season-high four stolen bases in the team's game against Sacramento State on April 14.

LAST TIME OUT

From April 13-15, the Aggies traveled to take on WAC foe Sacramento State for a three-game series. Five home runs in the first contest saw the Aggies win the game 8-4.

Then, in the second game the team saw Marcel Renteria throw nine innings only allowing one run with nine strikeouts. The score remained tied at one through nine and the Aggies ended up falling 2-1 in 12 innings of play.

The final contest to close out the series saw the Aggies take an early lead and hold on in the end to defeat the Hornets 5-2 to win their first three WAC series this year.

UP NEXT

After the midweek contest, the New Mexico State baseball squad returns home for a three-game weekend series versus Western Athletic Conference opponent Northern Colorado (14-19, 4-5 WAC). The series will take place April 21-23, with the opening night's first pitch slated for 6 p.m. MT at Presley Askef Field.

SAY HELLO TO JOEY BATZ

This past Tuesday, April 4, New Mexico State third baseman Joey Ortiz teed off on No. 6 Texas Tech's pitching staff. The freshman went 4-for-5 with two singles, one double and a triple. One home run shy of the cycle, Ortiz put up his 14th multi-hit game of the season – which also leads the team and extended his hit streak to six games. The infielder now owns a team-high .371 batting average with four triples, which is good for 11th in the country.

BASH BROTHERS

Sophomore Tristen Carranza and senior Dan Hetzel put the fear into Seattle U's pitching staff last weekend, combining for five homers, with 10 hits and five RBI while scoring seven. The two also teamed up to hit .435 from the dish with a 1.130 slugging-percentage and .519 on-base percentage. Carranza has now gone yard twice in a game for the second time this season. He last hit two homers against Yale back on March 4 at home.

CARRANZA BRINGS THE BOOM STICK

New Mexico State corner infielder Tristen Carranza was named this week's (March 27-April 2) Western

UNIVERSITY INFORMATION

LOCATION.....	LAS CRUCES, N.M.
FOUNDED.....	1898
ENROLLMENT.....	15,480
TWITTER.....	@NMSU
NICKNAME.....	AGGIES
COLORS.....	CRIMSON & WHITE
PRESIDENT.....	GARREY CARRUTHERS

ATHLETICS INFORMATION

AFFILIATION.....	DIVISION I
CONFERENCE.....	WESTERN ATHLETIC
TWITTER.....	@NMSSTATEAGGIES
WEBSITE.....	WWW.NMSSTATESPORTS.COM
ATHLETICS DIRECTOR.....	MARIO MOCCIA
TWITTER.....	@MARIOMOCCIA
FACULTY ATHLETIC REPRESENTATIVE.....	DR. JAMES PEACH
INTERIM SWA.....	DR. RENAY SCOTT
TICKET OFFICE.....	575-646-1420
FACILITY.....	PRESLEY ASKEF FIELD
OPENED.....	1981 (EXPANSION IN 2014)
CAPACITY.....	1,000
SURFACE.....	INFIELD (FIELD TURF) OUTFIELD (BERMUDA)
DIMENSIONS.....	LF: 345 CF: 400 RF: 345 ALLEYS: 385

COACHING STAFF

HEAD COACH.....	BRIAN GREEN (NM STATE '95)
TWITTER.....	@BREGREENS
CAREER RECORD.....	45-61-1 (3RD)
RECORD AT NM STATE.....	SAME
ASSISTANT COACHES.....	JOEL MANGRUM (3RD, MISSISSIPPI COLLEGE '05)
TWITTER.....	@COACHMANGRUM
.....	TERRY DAVIS (1ST, ST. CATHARINE COLLEGE '13)
TWITTER.....	@TDAVISNMSU
VOLUNTEER ASSISTANT.....	JORDAN BECKER (1ST, CAL STATE SAN BERNARDINO '14)

TEAM INFORMATION

2016 RECORD.....	34-23, 20-7 WAC (2ND)
HOME/AWAY/NEUTRAL.....	15-9 / 16-9 / 3-5
2016 POSTSEASON.....	NONE
LETTERMEN RETURNING/LOST.....	23/11
POSITION PLAYERS RETURNING/LOST.....	7/2
PITCHERS RETURNING/LOST.....	12/5
NEWCOMERS.....	16 (8 FRESHMEN, 8 JC TRANSFERS)

TEAM HISTORY

FIRST YEAR OF BASEBALL.....	1962
RECORD AT PRESLEY ASKEF FIELD.....	622-725-3
ALL-TIME RECORD.....	1269-3712-5
ALL-TIME CONFERENCE RECORD.....	228-352
ALL-TIME WAC RECORD.....	112-113-2
ALL-TIME WAC TOURNAMENT RECORD.....	6-16
ALL-TIME SBC RECORD.....	50-46
ALL-TIME SBC TOURNAMENT RECORD.....	5-6
ALL-TIME BWC RECORD.....	63-164
ALL-TIME BWC TOURNAMENT RECORD.....	NO TOURNAMENT
ALL-TIME MVC RECORD.....	3-29
ALL-TIME MVC TOURNAMENT.....	5-17
NCAA APPEARANCES (LAST).....	3 (2012)
NCAA REGIONAL APPEARANCES (LAST).....	N/A
CONFERENCE CHAMPIONSHIPS (LAST).....	1 (2002)
CONFERENCE TOURNAMENT CHAMPIONSHIPS (LAST).....	1 (2012)

MEDIA RELATIONS

BASEBALL CONTACTS.....	
ASSISTANT AD - MEDIA RELATIONS.....	JOHN VU
E-MAIL.....	JVU@NMSU.EDU
TWITTER.....	@JOHNVUNMSU
OFFICE.....	575-646-4120
CELL.....	714-728-9163
ASSISTANT DIRECTOR - MEDIA RELATIONS.....	CHRIS KENNEDY
E-MAIL.....	KENNEDY9@NMSU.EDU
OFFICE.....	575-646-3269
CELL.....	617-833-9484
ADDRESS.....	1815 WELLS STREET
.....	LAS CRUCES, N.M. 88003



Athletic Conference Hitter of the Week after blasting three homers with an unreal 1.133 slugging-percentage, .529 on-base percentage and .467 batting average.

This is the first hitter of the week honor for Carranza and second for NM State this season.

The sophomore also finished with four RBI, a double, walk, hit-by-pitch and scored four runs over the week. Carranza opened NM State's WAC-opening weekend with a pair of dingers last Friday, going 3-for-4 from the plate with three RBI while scoring two. He then followed that up with a 2-for-4 performance with an RBI and scored two thanks to a solo shot to left. He then wrapped up the weekend with a single and walk on Sunday against the Redhawks' pitchers.

In the weekend series against Seattle U, Carranza batted .545 (6-for-11) with 4 RBI, three homers, a 1.455 slugging-percentage and .615 on-base percentage while scoring four.

YARDHOUSE

Carranza accounted for three home runs on the weekend, matching the total NM State had hit as a team on the road heading into the Seattle U series. As a team, NM State hit six dingers in total – doubling its total of three in the previous 26 games. The six homers over the weekend was also a third of NM State's home runs heading into the series as well (19).

STARTING TO ZONE IN

The Aggie pitching staff was fantastic over the weekend with all three starters pitching 7.0 solid innings for work. Friday's starter, Kyle Bradish, gave up just one earned run while fanning a season-high eight batters. The seven innings ties the season-high for Bradish and also matched his career-high for the fifth time.

The seven frames of work and nine strike outs for Marcel Renteria last Saturday was also a season-high for the senior righty. Sunday's starter, Johnathan Groff, only allowed four hits during his outing – which is the lowest number of hits he's given up this season (min. 7 innings).

ROAD WARRIORS

After the weekend tilt against the Redhawks, the Aggies wrap up a schedule which put them on the road in 14 of their last 15 contests.

The road stretch puts NM State up against three College World Series participants (Arizona, Utah and UC Santa Barbara). Heading into the weekend match-up, the Aggies are 5-6 in true road games.

FIRST THINGS FIRST

NM State's victory over UC Santa Barbara saw multiple Aggies knock another thing off their checklists for the season's stat sheet.

In the fifth inning of the contest, Austin Botello smacked a two-out grand slam to give the Aggies the lead 5-3. This was the first grand

slam of the season for the team.

Then, in the sixth inning, Matthew McHugh made his first appearance of the season in relief as the senior threw three scoreless innings of baseball while only allowing one hit. This secured a 7-3 victory for the Aggies and earned McHugh his first save of the season.

THERE'S A FIRST TIME FOR EVERYTHING

• **#1 Marcus Still** – Recorded his first hit in Division I on Feb. 17 vs. Bryant.

• **#6 David Bellamy** – Made his Division I debut as pinch-hitter on Feb. 17 vs. Bryant.

• **#19 Chance Hroch** – Made his first appearance on the mound for the Aggies on Feb. 17 vs. Bryant.

• **#28 Jonathan Groff** – Started in his first career Division I game on Feb. 17 vs. Bryant.

• **#33 Keaton Graf** – Made his first Division I appearance on the mound in the second game of the doubleheader vs. Bryant on Feb. 18.

• **#35 Brian Kiser** – Debuted as a pinch-runner in his first career Division I game vs. Bryant on Feb. 17.

• **#36 Joey Ortiz** – Recorded his first RBI as an Aggie in the first game of the doubleheader vs. Bryant on Feb. 18. Then had his first hit on Feb. 19 vs. Bryant.

• **#37 Joseph Standley** – Made his first collegiate appearance as a reliever on Feb. 17 vs. Bryant. Also recorded his first win in the second game of the doubleheader vs. Bryant on Feb. 18.

• **#39 Matthew Perea** – Made his first Division I appearance in relief on Feb. 17 vs. Bryant.

• **#41 Austin Bryan** – Made his collegiate debut against No. 21 Texas Tech (Feb. 21) on the road.

• **#44 Cooper Williams** – Had his first collegiate at-bat in the first game of the doubleheader vs. Bryant on Feb. 18. Then, recorded his first hit in the second game of the doubleheader that day.

LOAD 'EM UP

Of the 39 players on the NM State roster, 24 have transferred in from the junior college ranks the past two seasons. The Aggies will not be short of any experience, boasting 15 seniors and nine juniors on the opening-day roster. Seven sophomores and eight freshmen round out the roster for third-year head coach Brian Green.

BOTELLO GRABS WEEKLY HONOR

Senior outfielder Austin Botello was named this week's Western Athletic Conference Hitter of the Week after a monstrous weekend at the plate for New Mexico State.

Botello was 15-of-23 at the plate, hitting for a WAC-best .652 average with a 1.043 slugging percentage and .678 on-base percentage. The

Aggie outfielder finished the week with three doubles, two home runs, nine runs scored, 12 RBI and one stolen base.

Botello had multiple hits in each game over the weekend, leading the team with 20 over four games. The Galveston, Texas, native began the series with two hits in a 13-2 victory for the Aggies on Friday night. Saturday featured a doubleheader for the team, as they won both games to a combined score of 31-7. Over the two contests, Botello had six hits, with one double, one homer and five RBI.

The senior's best game came on Sunday afternoon in the weekend finale. Botello posted a career-high six hits in seven at-bats (.857), a feat not accomplished since Kristoffer Koerper on May 11, 2014. The afternoon matchup also saw the Aggie add five RBI with one double and a round tripper.

LOCKED 'N LOADED

Aggie skipper Brian Green has the luxury of having every arm that started in all 57 games last year at his disposal. Green only lost two players from his bullpen in Joe Galindo and Tyler Erwin, both of whom were taken in the 2016 MLB Draft.

Green also added the 2016 Junior College Division III National Player of the Year Jonathan Groff to his starting rotation for 2017. Groff comes to NM State after leading Tyler Community College to three-straight NJCAA Division III National Championships. The Castroville, Texas, native posted a 12-0 record in 2016 with a staggering 1.06 ERA in 102.1 innings of work. His 125 strikeouts were second-most in the nation while also recording double-digit punch outs in five of his 15 starts. Groff was also named the 2016 NJCAA Division III World Series MVP in addition of tallying NJCAA Division III First-Team All-American honors.

SECOND GO AROUND

The Aggie roster has five players that have played at their second Division I school.

- Matt McHugh (Purdue)
- Dan Hetzel (Rhode Island)
- Marcus Still (Loyola Marymount)
- Andy Frakes (San Francisco)
- Mason Fishback (Oregon State)

TRIO OF AGGIE DRAFT PICKS

New Mexico State had three players selected in the 2016 MLB Draft, headlined by fifth-rounder Daniel Johnson – who was the 154th overall pick by the Washington Nationals. A day later, closer Joe Galindo was selected by the San Diego Padres with the 384th overall pick in the 13th round. Last, but not least, was Tyler Erwin – who was chosen in the 23rd round (691st overall) by the Baltimore Orioles.

The three first year players draft picks marked the first time since 2009 that at least three Aggies were drafted in the same year.

RECORD SETTING SEASON IN 2016



New Mexico State produced the best win improvement in the country in 2016, going from 11 wins in 2015 to 34 wins in 2016. The Aggies' turnaround of plus-19 (to determine games improved, add the difference in victories between the two seasons to the difference in losses, and then divide by two.) which includes postseason, was second to only SIU Carbondale (+20).

NATIONALLY-RANKED RECRUITING CLASSES

Head coach Brian Green and his staff has diligently pieced together one of the nation's best recruiting classes the last two seasons. The back-to-back nationally-ranked recruiting class according to Collegiate Baseball is a first in New Mexico State baseball history. Green's 2017 recruiting class was ranked 33rd in the nation while his 2016 class was ranked 37th.

With the 33rd best recruiting class nationally, the Aggies ranked above Stanford, USC and Tennessee. NM State was the only school in the Western Athletic Conference and the only school in New Mexico with a recruiting class ranked in the top-40.

AGGIES DUBBED RUNNER-UP IN PRESEASON POLL

New Mexico State was voted to finish second in the Western Athletic Conference this year in its preseason coaches' poll, garnering 52 points – including one first-place vote. The Aggies were picked to finish second behind Seattle U, who received 60 points – including four first-place votes.

Sacramento State was predicted to finish third with 47 points and two first-place votes while Grand Canyon checked in at fourth. Utah Valley was predicted to finish in fifth with 47 points, but managed to obtain two first-place votes. CSU Bakersfield, UT Rio Grande Valley, Northern Colorado and Chicago State rounds out the preseason poll for the WAC.

FOUR AGGIES EARN PRESEASON HONORS

Catcher Mason Fishback, third baseman Trey Stine, designated hitter/outfielder Austin Botello and pitcher Kyle Bradish were named to the 2017 Preseason All-WAC Team. Fishback earned First-Team All-WAC honors last season as a sophomore after batting .384 with four home runs and 21 runs batted in throughout conference play. Overall, Fishback finished the season with a .329 average, four homers and 28 RBI over 42 games, including 39 starts.

Stine was named Second-Team All-WAC in 2016 after belting seven home runs with 39 RBI. The third baseman recorded 27 extra-base hits, including 19 doubles - which were the most by an Aggie since 2011 and tied for the WAC lead last season.

Splitting time in the outfield and as the Aggies designated hitter, Botello finished last season second on the team with a .354 batting average.

The senior also played in 56-of-57 games, to go with 55 starts. Botello finished second on the team in home runs (8), RBI (55), triples (3) and slugging percentage (.528).

Rounding out the nominees is Bradish, who became just the fifth Aggie in school history to be named a Louisville Slugger Freshman All-American and the first since 2010 (Zac Fisher). Bradish led the team in wins (8), starts (15), innings pitched (86.2) and strikeouts (82).

LOOKING BACK AT 2016

- The Aggie baseball team enjoyed a very successful campaign in 2016, nearly capturing its first conference regular-season title since 2002 and came up one game short.
- New Mexico State was successful away from home last season, going 16-9 on the road and 15-9 at Presley Askew Field.
- NM State also picked up three wins over Power-5 schools last year, collecting a road win at then-No. 23 Texas Tech (7-6) followed by two at Baylor.
- At seasons end, the Aggies led the Western Athletic Conference in batting average (.297), runs (371), doubles (112) and home runs (49). The .297 batting average was also good for 40th in the country.
- The NM State pitching corp. boasted a near three-run improvement in team ERA from 2015 to 2016, going from 7.35 to 4.61.
- Trey Stine's 19 doubles last season was the most by any Aggie since 2011.

BRADISH EARNS ALL-AMERICA STATUS

Pitcher Kyle Bradish was named to the Louisville Slugger Freshman All-American team in 2016. He became just the fifth freshman in school history to receive the honor and the first since Zac Fisher in 2010. The 6-4 righty was also the first pitcher in school history to receive the honor.

Bradish finished his freshman campaign 8-3 overall and with a 4.67 ERA in 86.2 innings of work. In his 15 starts, he led the team with 82 strikeouts. The Goodyear, Ariz., product also broke the school record for most strikeouts by a freshman, set by Jaime Mendes in 1992, with 78 punch outs.

NEW FACES JOIN GREEN

Head coach Brian Green added Terry Davis as an assistant coach and Jordan Becker as the volunteer assistant in the offseason.

Davis comes to Las Cruces from Division II Bellarmine, where he served as the hitting coach and recruiting coordinator while also working with the infielders. In addition to running the offense, Davis was the third base coach.

Before joining the Knights in 2013, Davis spent 10 years as an assistant at St. Catharine College, where he helped the Patriots move from a junior college to an NAIA member institution. In the summers, Davis was an active camp director at the University of Kentucky.

As a player, Davis helped Spalding University to the 2002 NAIA World Series and the program's first-ever 50-win season. Davis also earned his bachelor's degree from St. Catharine College in sports leadership.

Becker comes to the City of Crosses after serving as an assistant at Riverside Community College in Riverside, Calif., last season. At RCC, Becker served as the first base coach, hitting coach and worked with the infielders. He also assisted the Tigers staff with recruiting. Becker helped RCC qualify for the California Community College Athletics Association playoffs in 2016 and finished its season in the CCCAA Southern California Regionals. During the playoffs, the Tigers became the first No. 16-seed in state history to defeat a No. 1-seed in the first round.

GAMES BY POSITION (PLAYED/STARTED)

LEFT FIELD

Austin Botello (21/20)
Greg Popylisen - (12/12)
Brian Kiser - (9/3)
David Bellamy - (4/1)

THIRD BASE

Joey Ortiz - (35/34)
Trey Stine - (2/2)
Roman Trujillo - (1/0)

SHORTSTOP

LJ Hatch - (36/36)
Jaron Balman - (1/0)
Roman Trujillo - (2/0)

DESIGNATED HITTER

Austin Botello - (10/10)
Mason Fishback - (12/12)
Dan Hetzel - (5/5)
Cooper Williams - (4/4)
Jaron Balman - (2/1)
Brian Kiser - (3/2)
Tristen Carranza - (1/1)
Greg Popylisen - (1/1)

CENTER FIELD

Marcus Still - (34/34)
David Bellamy - (7/1)
Greg Popylisen - (1/1)

SECOND BASE

Brent Sakurai - (36/36)
Roman Trujillo - (3/0)

RIGHT FIELD

Dan Hetzel - (30/30)
Austin Botello - (6/5)
Jaron Balman - (3/1)

FIRST BASE

Tristen Carranza - (30/28)
Cooper Williams - (10/8)

CATCHER

Mason Fishback - (20/20)
Jason Bush - (18/16)



NM STATE STARTERS

	# of Starts	IP	W-L	H	R	ER	BB	SO	Run Support	Run Per Game
Groff	8	48.2	5-4	40	21	17	21	39	23	2.9
McHugh	5	27.1	2-1	33	17	16	8	23	35	7.0
Bradish	9	52.0	6-0	34	16	13	34	50	44	4.9
Renteria	8	48.1	5-2	42	22	18	20	52	58	7.3
Kucko	5	11.1	0-0	15	11	6	7	10	14	2.8
Shalberg	1	2.0	0-0	2	1	1	1	1	1	1.0
TOTAL	32	163.2	13-7	154	82	68	75	150	155	4.8

NM STATE BULLPEN

	# of App	W-L-S	IP	Hold	NO	H	R	ER	BB	SO	Run Support
Bryan	3	--	2.2	--	3	5	7	7	2	3	0
Butcher	12	--	13.1	1	12	13	9	9	4	9	5
Butts	6	0-2-0	6.1	--	4	18	11	9	2	4	0
Frakes	14	1-0-0	14.1	--	13	26	18	16	5	9	10
Graf	9	--	8.1	1	6	5	7	6	13	10	5
Groff	1	--	1.0	--	1	1	3	0	0	0	0
Hroch	10	--	11.0	--	10	13	6	5	4	9	6
Jones	--	--	--	--	--	--	--	--	--	--	--
Kucko	3	--	2.2	--	3	10	7	7	2	0	8
Martinez	--	--	--	--	--	--	--	--	--	--	--
McHugh	9	0-1-2	10.1	--	6	13	7	7	7	8	9
Munden	--	--	--	--	--	--	--	--	--	--	--
Perea	15	0-1-0	8.2	--	14	17	10	10	4	9	16
Renteria	1	1-0-0	3.2	--	--	5	1	1	1	8	8
Reyes	9	1-0-1	9.2	1	6	6	3	1	5	8	4
Rodriguez	15	1-0-6	12.2	--	6	4	1	1	4	16	2
Shalberg	16	0-1-1	17.1	--	14	17	13	12	9	17	13
Standley	8	1-1-0	5.2	--	6	7	7	7	6	3	2
Total	116	5-4-7	112.1	2	95	137	92	80	58	98	74

NATIONAL POLLS

Collegiate Baseball (April 17)

Rk	Team (Record)	Points
1.	Oregon St. (30-2)	498
2.	Louisville (31-4)	496
3.	Texas Christian (28-7)	492
4.	North Carolina (29-7)	490
5.	Clemson (30-6)	489
6.	Texas Tech. (31-8)	487
7.	Arizona (26-9)	485
8.	Cal. St. Fullerton (23-11)	482
9.	Arkansas (29-8)	479
10.	Auburn (27-11)	477
11.	Kentucky (25-12)	474
12.	Louisiana St. (25-12)	473
13.	St. John's (26-5)	472
14.	Mississippi St. (25-13)	468
15.	Virginia (29-9)	465
16.	Florida (24-12)	463
17.	Wake Forest (28-10)	461
18.	Maryland (24-11)	458
19.	San Diego (25-9)	456
20.	Michigan (29-7)	453
21.	South Carolina (22-13)	450
22.	Southern Mississippi (28-9)	446
23.	McNeese St. (26-9)	443
24.	Long Beach St. (22-12)	441
25.	West Virginia (21-13)	440

Baseball America (April 17)

Rk	Team	Record	Prev.
1.	Oregon State	30-2	1
2.	Louisville	31-4	2
3.	North Carolina	29-7	4
4.	Texas Tech	31-8	6
5.	Clemson	30-6	5
6.	Arizona	26-9	7
7.	TCU	28-7	3
8.	Cal State Fullerton	23-11	8
9.	LSU	25-12	9
10.	Auburn	27-11	10
11.	Mississippi State	25-13	13
12.	Long Beach State	22-12	12
13.	Virginia	29-9	14
14.	Kentucky	25-12	15
15.	Florida	24-12	16
16.	Arkansas	29-8	19
17.	Wake Forest	28-10	20
18.	Michigan	29-7	23
19.	Oklahoma	27-12	11
20.	Southern Miss	28-9	21
21.	West Virginia	21-13	NR
22.	St. John's	26-5	24
23.	Texas A&M	26-11	NR
24.	Houston	25-10	NR
25.	Oregon	23-10	22

NCBWA (April 17)

Rk	Team	Record	Prev.
1.	Oregon State	30-2	1
2.	Louisville	31-4	2
3.	North Carolina	29-7	5
4.	Clemson	30-6	4
5.	Texas Tech	31-8	6
6.	Arizona	26-9	7
7.	TCU	28-7	3
8.	LSU	24-12	8
9.	Cal State Fullerton	23-11	9
10.	Arkansas	29-8	13
11.	Virginia	29-9	14
12.	Kentucky	25-12	15
13.	Florida	24-12	12
14.	Auburn	27-11	16
15.	Michigan	29-7	18
16.	Mississippi State	25-13	21
17.	Long Beach State	22-12	20
18.	Wake Forest	28-10	24
19.	St. John's	26-5	19
20.	Southern Mississippi	28-9	17
21.	Oklahoma	27-12	10
22.	Houston	25-10	23
23.	South Carolina	22-13	11
24.	West Virginia	21-13	NR
25.	Texas A&M	26-11	NR

D1Baseball.com (April 17)

Rk	Team	Record	Prev.
1.	Oregon State	30-2	1
2.	Louisville	31-4	2
3.	Clemson	30-6	4
4.	North Carolina	29-7	5
5.	Texas Tech	31-8	6
6.	TCU	28-7	3
7.	Arizona	26-9	7
8.	Cal State Fullerton	23-11	8
9.	LSU	25-12	9
10.	Kentucky	25-12	10
11.	Auburn	27-11	11
12.	Florida	24-12	12
13.	Michigan	29-7	13
14.	Arkansas	29-8	15
15.	Mississippi State	25-13	21
16.	Southern Miss	28-9	16
17.	Long Beach State	22-12	19
18.	Wake Forest	28-10	24
19.	Virginia	29-9	20
20.	Texas A&M	26-11	NR
21.	West Virginia	21-13	NR
22.	St. John's	26-5	22
23.	Houston	25-10	23
24.	South Carolina	22-13	14
25.	San Diego	25-9	25

USA Today (April 17)

Rk	Team	Prev.
1.	Oregon State (27)	1
2.	Louisville (3)	2
3.	North Carolina	5
4.	Clemson	4
5.	Texas Tech	6
6.	TCU	3
7.	Arizona	7
8.	LSU	8
9.	Cal State Fullerton	9
10.	Florida	10
11.	Virginia	12
12.	Auburn	13
13.	Kentucky	14
14.	Arkansas	15
15.	Michigan	17
16.	Mississippi State	21
17.	Wake Forest	22
18.	South Carolina	11
19.	Long Beach State	24
20.	St. John's	20
21.	Southern Miss	18
22.	Oklahoma	16
23.	Houston	23
24.	San Diego	NR
25.	West Virginia	NR

Perfect Game (April 17)

Rk	Team	Record	Prev.
1.	Oregon State	30-2	1
2.	Louisville	31-4	2
3.	North Carolina	29-7	5
4.	Clemson	30-6	4
5.	TCU	28-7	3
6.	Texas Tech	31-8	6
7.	Arizona	26-9	7
8.	Cal State Fullerton	23-11	9
9.	Florida	24-12	10
10.	LSU	25-12	12
11.	Arkansas	29-8	13
12.	Houston	25-11	11
13.	Kentucky	25-12	15
14.	Virginia	29-9	17
15.	Auburn	27-11	18
16.	Mississippi State	25-13	20
17.	Long Beach State	22-12	23
18.	Wake Forest	28-10	25
19.	Michigan	29-7	NR
20.	South Carolina	22-13	8
21.	Southern Miss	28-9	22
22.	Mercer	32-6	NR
23.	Stanford	19-12	16
24.	Oklahoma	27-12	14
25.	South Florida	29-7	21



MULTIPLE-HIT GAMES

	2	3	4	5	6+	Total
Joey Ortiz	9	5	1	1	-	16
Austin Botello	10	1	2	-	1	14
Marcus Still	9	4	-	-	-	13
Mason Fishback	7	4	1	-	-	12
LJ Hatch	6	6	-	-	-	12
Dan Hetzel	11	1	-	-	-	12
Brent Sakurai	9	2	1	-	-	12
Tristen Carranza	7	2	1	-	-	10
Greg Popylisen	3	1	-	-	-	4
Jason Bush	3	-	-	-	-	3
Brian Kiser	3	-	-	-	-	3
Cooper Williams	-	1	-	-	-	1

Total 77 27 6 1 1 112

MULTIPLE RBI GAMES

	2	3	4	5	6+	Total
Austin Botello	6	-	3	1	-	10
LJ Hatch	9	-	-	-	--	9
Dan Hetzel	5	4	-	-	-	9
Tristen Carranza	2	2	-	1	1	6
Brent Sakurai	4	2	-	-	-	6
Mason Fishback	3	2	2	-	-	7
Joey Ortiz	3	3	-	-	-	6
Marcus Still	4	1	-	-	-	5
Cooper Williams	4	-	-	-	-	4
Jason Bush	-	2	-	-	-	2
Greg Popylisen	2	-	-	-	-	2
Brian Kiser	-	1	-	-	-	1

Total 42 17 5 2 1 67

REACHED BASE STREAKS

	Longest	Current
Brent Sakurai	17	6
Marcus Still	16	1
Joey Ortiz	12	2
Austin Botello	10	8
Tristen Carranza	9	9
Dan Hetzel	9	5
Mason Fishback	8	8
Cooper Williams	7	7
LJ Hatch	7	1
Greg Popylisen	5	-
Brian Kiser	5	-
David Bellamy	3	-
Jason Bush	2	2
Trey Stine	2	2
Jaron Balman	2	1
Roman Trujillo	2	-

HITTING STREAKS

	Longest	Current
Brent Sakurai	15	6
Dan Hetzel	9	1
Joey Ortiz	8	2
Austin Botello	7	4
Tristen Carranza	6	-
Brian Kiser	5	-
Marcus Still	5	1
Mason Fishback	4	3
LJ Hatch	4	1
Cooper Williams	3	3
Greg Popylisen	3	-
Jason Bush	2	2
David Bellamy	2	-
Roman Trujillo	1	-

RECORD BREAKDOWN

	Rec.	Streak
Overall	23-14	W1
Home	13-5	W4
Away	8-8	W1
Neutral	2-1	W2
Conference	8-1	W1
Home	3-0	W3
Away	5-1	W1
Non-Conference	15-13	W1
Home	10-5	W1
Away	3-7	L2
Neutral	2-1	W2
February	6-4	L1
Home	6-2	W6
Away	0-2	L2
Neutral	0-0	--
March	9-8	W1
Home	3-2	L1
Away	4-5	W
Neutral	2-1	W2
April	8-2	W1
Home	4-1	W3
Away	4-1	W1
Neutral	0-0	--
May	0-0	--
Home	0-0	--
Away	0-0	--
Neutral	0-0	--
June	0-0	--
Home	0-0	--
Away	0-0	--
Neutral	0-0	--
In Day Games	1-0	W1
Home	1-0	W1
Away	0-0	--
Neutral	0-0	--
In Afternoon Games	15-7	W2
Home	6-2	W1
Away	6-5	W3
Neutral	2-0	W2
In Night Games	8-6	W4
Home	5-3	W1
Away	4-2	W3
Neutral	0-1	11
In Extra Inning Games	1-0	W1
Home	0-0	--
Away	0-1	L1
Neutral	0-0	--
Game 1 of Weekend Series	5-3	W4
Home	2-2	W1
Away	3-1	W3
Neutral	0-0	--
Game 2 of Weekend Series	4-4	L1
Home	2-1	W2
Away	2-3	L1
Neutral	0-0	--
Game 3 of Weekend Series	7-1	W3
Home	4-0	W4
Away	3-1	W2
Neutral	0-0	--
Game 4 of Weekend Series	3-0	W3
Home	3-0	W3
Away	0-0	--
Neutral	0-0	--

NM STATE RECORD WHEN...

	Rec.	Streak
vs. Right-Handed Starter	17-10	W1
vs. Left-Handed Starter	6-4	W2
When Starter Receives Decision	19-8	W6
When Reliever Receives Decision	4-6	L2
When Starter Goes 5+ Innings	21-7	W1
When Starter Goes < 5 Innings	2-6	L2
When Scoring First	11-5	W1
When Opponents Score First	12-9	W3
When Leading After 6 Innings	21-0	W21
When Trailing After 6 Innings	0-11	L11
When Tied After 6 Innings	2-3	L1
When Leading After 7 Innings	23-0	W23
When Trailing After 7 Innings	0-13	L13
When Tied After 7 Innings	0-1	L1
When Leading After 8 Innings	22-0	W22
When Trailing After 8 Innings	0-13	L13
When Tied After 8 Innings	0-1	L1
In 1 Run Games	1-1	L1
In 2 Run Games	3-2	W1
In 3 Run Games	5-2	W3
When Scoring 0-2 Runs	0-8	L8
When Scoring 3-5 Runs	2-5	L3
When Scoring 6-9 Runs	9-1	W9
When Scoring 10+ Runs	10-0	W10
When Opp. Score 0-2 Runs	5-0	W5
When Opp. Score 3-5 Runs	12-4	W5
When Opp. Score 6-9 Runs	5-5	W1
When Opp. Score 10+ Runs	0-4	L4
Has More Hits	21-1	W1
Opponents Have More Hits	2-11	W1
# of Hits are Equal	0-2	L2
NM State Homers	7-2	W4
Opponents Homer	2-6	L3
Both Teams Homer	8-0	W8
Neither Team Homers	5-6	L4
When Errorless	9-5	L1
When Committing 1 Error	8-2	W4
When Committing 2+ Errors	6-7	W3
When Opp. Go Errorless	6-8	W4
When Opp. Commit 1 Error	7-2	W2
When Opp. Commit 2+ Errors	10-4	L1
Playing on Sundays	6-1	W2
Playing on Mondays	2-0	W2
Playing on Tuesdays	2-6	W1
Playing on Wednesdays	0-0	--
Playing on Thursdays	1-0	W1
Playing on Fridays	4-4	L1
Playing on Saturdays	8-3	W3
Playing on Turf	0-1	L1
Playing on Grass	11-8	W1
Plaing on Turf Infield/Grass Outfield	13-5	W4
Playing vs. Ranked Opponents	0-3	L3



THE LAST TIME

AN AGGIE BATTER HAD...

6 at-bats in a game.....	Joey Ortiz at Sacramento State (4/14/17)
7 at-bats in a game.....	Austin Botello vs. Mount St. Mary's (2/26/17)
4 hits in a game.....	Brent Sakurai vs. Sul Ross State (4/11/17)
5+ hits in a game.....	(6) Austin Botello vs. Mount St. Mary's (2/26/17)
4 runs in a game.....	Brent Sakurai vs. Sul Ross State (4/11/17)
3 doubles in a game.....	Brent Hermanussen at Seattle U (4/11/15)
2 home runs in a game.....	Dan Hetzel vs. Sul Ross State (4/11/17)
5 RBI in a game.....	Tristen Carranza vs. Yale (3/5/17)
6+ RBI in a game.....	(7) Dan Hetzel vs. Sul Ross State (4/11/17)
8+ total bases.....	(8), Austin Botello vs. Mount St. Mary's (Game 2) (2/25/17)
10+ total bases.....	(11), Tristen Carranza vs. Mount St. Mary's (2/26/17)
3 stolen bases in a game.....	LJ Hatch at Sacramento State (4/13/16)
Walk-off hit.....	Greg Poppylisen vs. Sacramento State (5/27/16)^

AN AGGIE PITCHER...

Pitched a complete game.....	Ryan Beck vs. San Jose State (5/4/13)
Pitched a shutout.....	Ryan Beck vs. San Jose State (5/4/13)
Pitched a 3-hitter.....	Ryan Beck vs. UT Arlington (4/27/13)
Struckout 10+ batters.....	Marcel Renteria at North Dakota (5/14/16)
Struckout 7+ batters.....	(8) Johnathan Groff (4/15/17)

THE AGGIES...

Had 15+ runs.....	19, vs. Sul Ross State (4/11/17)
Had 20+ runs.....	29, vs. Mount St. Mary's (2/26/17)
Had 15+ hits.....	18, vs. Sul Ross State (4/11/17)
Had 20+ hits.....	29, vs. Mount St. Mary's (2/26/17)
Had 7+ doubles.....	7, vs. Saint Joseph's (3/5/10)
Had 3+ triples.....	4, vs. Northern Colorado (5/19/16)
Had 5+ home runs.....	5, at Sacramento State (4/13/17)
Had 10+ walks.....	10, vs. Sul Ross State (4/11/17)
Had 7+ stolen bases.....	8, vs. Northern Colorado (3/14/09)
Won in extra-innings.....	6-5 (10 innings) vs. UC Riverside (3/20/16)
Lost in extra-innings.....	2-1 (12 innings) at Sacramento State (4/14/17)
Recorded a team shutout.....	3-0 at Utah (3/12/17)
Scored 0 runs.....	8-0, at UC Santa Barbara (3/25/17)
Struck out 10+ times.....	11, at Sacramento State (4/15/17)
Struck out 15+ batters.....	19 vs. Northern Colorado (5/20/16)
Struck out 10+ batters.....	11 at Sacramento State (4/15/17)

^Denotes WAC Tournament game

CAREER HOMERS

Player	Solo	2R	3R	GS	Total
Dan Hetzel	4	4	6		14
Austin Botello	4	6	1	1	12
Tristen Carranza	7	4	1		12
Mason Fishback	2	4	1		7
Trey Stine	5	2			7
LJ Hatch	3	4			7
Brent Sakurai	1	3			4
Jason Bush	1	2			3
Greg Poppylisen	1				1
Brian Kiser			1		1
Roman Trujillo	1				1
Marcus Still		1			1

TOUCH 'EM ALL COUNTER

	Player	Date	Opp.	Runs-Outs
1.	D. Hetzel	2/19	Bryant	3-2
2.	M. Fishback	2/19	Bryant	2-1
3.	B. Sakurai	2/19	Bryant	2-1
4.	A. Botello	2/25	Mount St. Mary's	2-0
5.	R. Trujillo	2/25	Mount St. Mary's	1-0
6.	B. Kiser	2/26	Mount St. Mary's	3-2
7.	A. Botello	2/26	Mount St. Mary's	2-0
8.	D. Hetzel	2/26	Mount St. Mary's	1-0
9.	T. Carranza	2/26	Mount St. Mary's	2-2
10.	T. Carranza	2/26	Mount St. Mary's	2-2
11.	J. Bush	3/4	Yale	2-2
12.	T. Carranza	3/5	Yale	3-2
13.	T. Carranza	3/5	Yale	2-1
14.	T. Carranza	3/11	Utah	1-0
15.	B. Sakurai	3/20	Benedictine at Mesa	2-2
16.	T. Carranza	3/20	Benedictine at Mesa	1-0
17.	L. Hatch	3/20	Benedictine at Mesa	2-2
18.	M. Still	3/21	Arizona	2-0
19.	A. Botello	3/24	UC Santa Barbara	4-2
20.	T. Carranza	3/31	Seattle U	1-0
21.	T. Carranza	3/31	Seattle U	2-1
22.	D. Hetzel	3/31	Seattle U	3-2
23.	T. Carranza	4/1	Seattle U	1-0
24.	D. Hetzel	4/2	Seattle U	2-2
25.	M. Fishback	4/2	Seattle U	2-0
26.	M. Fishback	4/7	UTRGV	2-1
27.	T. Carranza	4/8	UTRGV	1-0
28.	B. Sakurai	4/8	UTRGV	1-2
29.	D. Hetzel	4/9	UTRGV	2-1
30.	D. Hetzel	4/11	Sul Ross State	3-2
31.	D. Hetzel	4/11	Sul Ross State	3-1
32.	L. Hatch	4/13	Sacramento State	2-1
33.	A. Botello	4/13	Sacramento State	2-2
34.	J. Bush	4/13	Sacramento State	1-0
35.	D. Hetzel	4/13	Sacramento State	2-2
36.	T. Carranza	4/13	Sacramento State	1-2

TOUCH 'EM ALL BREAKDOWN

Total.....	36
at Presley Askew Field.....	19
On the Road.....	14
at Neutral Sites.....	3
vs. LHP.....	12
vs. RHP.....	24
With 0 Outs.....	12
With 1 Out.....	8
With 2 Outs.....	16
Solo.....	10
2-Run.....	19
3-Run.....	6
Grand Slam.....	1
Back-to-Back.....	1
Pinch-Hit.....	1
Walk-Off.....	
Before the 7th Inning.....	26
7th Inning and Beyond.....	10
Opponent Total.....	24
Last HR Given Up.....	vs. Sul Ross State, 4/11/17
Games Since Last HR Given Up.....	3
Longest Stretch Without a HR Given Up.....	9



2017 WAC PITCHERS OF THE WEEK

Feb. 20	Jose Garcia (UT Rio Grande Valley)
Feb. 27	Justin Dillon (Sacramento State)
March 6	Justin Dillon (Sacramento State)
March 13	Jake Prizina (Seattle U)
March 20	Zach Martinez (UTRGV)
March 27	Patrick Wolfe (Utah Valley)
April 3	Jake Wong (Grand Canyon)
April 10	Jake Mayer (Utah Valley)
April 17	
April 24	
May 1	
May 8	
May 15	
May 22	

2017 WAC HITTERS OF THE WEEK

Feb. 20	Jake Wong (Grand Canyon)
Feb. 27	Austin Botello (NM State)
March 6	Jack Pauley (Northern Colorado)
March 13	Dalton Hurd (Seattle U)
March 20	Ryan Grotjohn (CSU Bakersfield)
March 27	Austin Bull (Grand Canyon)
April 3	Tristen Carranza (NM State)
April 10	David Metzgar (CSU Bakersfield)
April 17	
April 24	
May 1	
May 8	
May 15	
May 22	

2017 WAC PRESEASON COACHES POLL

Rank	Team (1st-Place Votes)	Points
1.	Seattle U (4)	60
2.	NM State (1)	52
3.	Sacramento State (2)	47
4.	Grand Canyon	46
5.	Utah Valley (2)	43
6.	CSU Bakersfield	25
7.	UT Rio Grande Valley	24
8.	Northern Colorado	19
9.	Chicago State	8

2017 PRESEASON ALL-WAC TEAM

Catcher.....	Mason Fishback, Jr., NM State
First Base.....	Sean Sutton, Jr., Seattle U
Second Base.....	David Metzgar, Sr., CSU Bakersfield
Third Base.....	Trey Stine, Sr., NM State
Shortstop.....	Griffin Andreychuk, Sr., Seattle U
Outfield.....	Garrison Schwartz, Jr., Grand Canyon
Outfield.....	Austin Botello, Sr., NM State
Outfield.....	Jose Garcia, Sr., UT Rio Grande Valley
Starting Pitcher.....	Nick Meservey, Jr., Seattle U
Starting Pitcher.....	Kyle Bradish, So., NM State
Starting Pitcher.....	Tarik Skubal, Jr., Seattle U
Relief Pitcher.....	Connor Moore, Sr., Seattle U

Player of the Year ...Garrison Schwartz, Jr. Grand Canyon
 Pitcher of the Year.....Nick Meservey, Jr., LHP, Seattle U



AROUND THE WAC (2017)

BATTING AVG.

1.	NM State	.320
2.	CSU Bakersfield	.313
3.	Seattle U	.275
4.	Grand Canyon	.275
5.	Northern Colorado	.272
6.	Sacramento State	.287
7.	UT Rio Grande Valley	.264
8.	Utah Valley	.255
9.	Chicago State	.252

SLUGGING PCT.

1.	NM State	.489
2.	Northern Colorado	.411
3.	Seattle U	.403
4.	Sacramento State	.387
5.	CSU Bakersfield	.382
6.	UT Rio Grande Valley	.373
7.	Utah Valley	.370
8.	Grand Canyon	.363
9.	Chicago State	.332

ON-BASE PCT.

1.	NM State	.411
2.	CSU Bakersfield	.395
3.	Seattle U	.385
4.	UT Rio Grande Valley	.378
5.	Northern Colorado	.351
6.	Sacramento State	.347
7.	Grand Canyon	.346
8.	Utah Valley	.342
9.	Chicago State	.338

HITS

1.	NM State	367
2.	UT Rio Grande Valley	304
3.	CSU Bakersfield	291
4.	Grand Canyon	288
5.	Sacramento State	283
6.	Seattle U	281
7.	Northern Colorado	266
8.	Utah Valley	256
9.	Chicago State	243

RBI

1.	NM State	234
2.	UT Rio Grande Valley	173
3.	Seattle U	168
4.	CSU Bakersfield	159
5.	Sacramento State	151
6.	Northern Colorado	143
7.	Grand Canyon	134
8.	Utah Valley	123
9.	Chicago State	108

DOUBLES

1.	NM State	68
2.	UT Rio Grande Valley	62
3.	Northern Colorado	55
4.	Utah Valley	53
5.	Grand Canyon	50
	Sacramento State	50
7.	Seattle U	44
8.	Chicago State	43
9.	CSU Bakersfield	37

TRIPLES

1.	NM State	19
2.	CSU Bakersfield	12
3.	UT Rio Grande Valley	11
4.	Seattle U	10
5.	Sacramento State	9
6.	Chicago State	5
7.	Utah Valley	4
8.	Grand Canyon	3
	Northern Colorado	3

HOME RUNS

1.	NM State	29
2.	Northern Colorado	25
3.	Seattle U	22
4.	Sacramento State	20
5.	Utah Valley	18
6.	UT Rio Grande Valley	14
7.	Grand Canyon	12
8.	Chicago State	8
9.	CSU Bakersfield	1

STOLEN BASES

1.	Seattle U	34
2.	CSU Bakersfield	32
3.	Sacramento State	30
4.	UT Rio Grande Valley	23
5.	Northern Colorado	21
6.	Chicago State	19
7.	Grand Canyon	18
8.	NM State	17
	Utah Valley	17

RUNS PER GAME

1.	NM State	7.85
2.	CSU Bakersfield	6.26
3.	Seattle U	5.74
4.	UT Rio Grande Valley	5.39
5.	Northern Colorado	5.31
6.	Sacramento State	5.26
7.	Grand Canyon	4.87
8.	Utah Valley	4.50
9.	Chicago State	4.39

INNINGS PITCHED

1.	UT Rio Grande Valley	308.2
2.	NM State	286.0
3.	Sacramento State	275.1
4.	Grand Canyon	270.0
5.	Seattle U	262.1
6.	Utah Valley	259.0
7.	Northern Colorado	248.1
8.	Chicago State	246.0
9.	CSU Bakersfield	234.0

ERA

1.	Sacramento State	3.76
2.	CSU Bakersfield	4.50
3.	NM State	4.91
4.	UT Rio Grande Valley	4.93
5.	Grand Canyon	5.03
6.	Seattle U	5.49
7.	Chicago State	6.26
8.	Northern Colorado	6.27
9.	Utah Valley	6.50

OPPOSING BATTING AVG.

1.	Sacramento State	.238
2.	UT Rio Grande Valley	.266
3.	Grand Canyon	.273
4.	NM State	.274
5.	Seattle U	.285
6.	CSU Bakersfield	.289
7.	Chicago State	.298
8.	Northern Colorado	.310
9.	Utah Valley	.310

STRIKEOUTS

1.	UT Rio Grande Valley	285
2.	NM State	255
3.	Sacramento State	218
4.	Seattle U	217
5.	Grand Canyon	202
6.	Northern Colorado	192
7.	Utah Valley	182
8.	CSU Bakersfield	169
9.	Chicago State	159

WALKS

1.	CSU Bakersfield	82
2.	Grand Canyon	91
3.	Sacramento State	96
4.	Utah Valley	105
5.	Seattle U	121
6.	Northern Colorado	138
7.	NM State	142
8.	UT Rio Grande Valley	153
9.	Chicago State	160

FIELDING PCT.

1.	Sacramento State	.979
2.	Grand Canyon	.974
3.	UT Rio Grande Valley	.969
4.	NM State	.967
5.	Seattle U	.966
6.	Chicago State	.965
7.	Utah Valley	.965
8.	Northern Colorado	.960
9.	CSU Bakersfield	.957

ERRORS

1.	CSU Bakersfield	44
	Northern Colorado	44
3.	NM State	42
4.	UT Rio Grande Valley	41
5.	Utah Valley	39
6.	Seattle U	38
	Chicago State	38
8.	Grand Canyon	30
9.	Sacramento State	24

HIT BY PITCH

1.	NM State	50
2.	UT Rio Grande Valley	31
	Seattle U	31
4.	Sacramento State	30
5.	CSU Bakersfield	29
	Chicago State	29
7.	Utah Valley	26
8.	Northern Colorado	20
9.	Grand Canyon	17



2017 STARTERS GAME-BY-GAME

DATE	Opp. (W-L-ND)	IP	H	R	ER	BB	SO
Feb. 17	Bryant (L)	4.0	2	4	4	6	4
Feb. 18	Bryant (L)	4.0	5	3	3	3	0
Feb. 18	Bryant (ND)	5.0	3	3	2	5	5
Feb. 19	Bryant (W)	6.0	7	3	3	1	5
Feb. 21	at #21 Texas Tech (ND)	2.0	2	1	1	1	1
Feb. 24	Mount Saint Mary's (W)	6.0	6	2	2	2	8
Feb. 25	Mount Saint Mary's (W)	6.0	3	1	1	5	7
Feb. 25	Mount Saint Mary's (W)	5.0	10	4	4	1	8
Feb. 26	Mount Saint Mary's (ND)	2.1	0	0	0	0	2
Feb. 28	at Arizona State (ND)	2.0	3	0	0	1	2
March 3	Yale (L)	6.1	6	3	3	1	6
March 4	Yale (W)	7.0	8	3	3	0	5
March 4	Yale (ND)	5.1	5	2	2	1	4
March 5	Yale (W)	6.0	9	3	2	1	8
March 7	vs. New Mexico (ND)	1.0	1	0	0	0	1
March 10	at Utah (ND)	6.0	5	1	1	1	6
March 11	at Utah (L)	6.0	6	5	4	3	7
March 12	at Utah (W)	8.1	5	0	0	4	5
March 14	at BYU (W)	6.0	7	4	3	3	3
March 20	at Benedictine U. at Mesa (ND)	7.0	6	4	4	0	8
March 20	at Benedictine U. at Mesa (ND)	2.0	2	0	0	3	3
March 21	at Arizona (L)	5.0	5	4	2	2	0
March 24	at UC Santa Barbara (W)	6.0	6	3	2	4	5
March 25	at UC Santa Barbara (L)	5.0	9	6	4	1	7
March 26	at UC Santa Barbara (L)	6.0	10	6	5	1	5
March 28	New Mexico (ND)	3.1	3	2	0	3	5
March 31	at Seattle U* (W)	7.0	1	1	1	5	8
April 1	at Seattle U* (W)	7.0	4	4	4	4	9
April 2	at Seattle U* (W)	7.0	4	2	2	3	3
April 4	Texas Tech (L)	0.0	3	6	6	2	0
April 7	UT Rio Grande Valley* (W)	7.0	3	2	1	4	5
April 8	UT Rio Grande Valley* (W)	7.0	5	0	0	4	5
April 9	UT Rio Grande Valley* (W)	6.0	7	5	1	2	4
April 12	Sul Ross State (W)	5.0	5	3	0	1	2
April 13	at Sacramento State* (W)	6.0	3	2	2	7	6
April 14	at Sacramento State* (ND)	9.0	2	1	1	6	9
April 15	at Sacramento State* (W)	6.0	2	0	0	2	8
April 18	at Texas Tech						
April 21	Northern Colorado*						
April 22	Northern Colorado*						
April 23	Northern Colorado*						
April 25	at Arizona						
April 28	Grand Canyon*						
April 29	Grand Canyon*						
April 30	Grand Canyon*						
May 2	at New Mexico						
May 5	at Utah Valley*						
May 6	at Utah Valley*						
May 7	at Utah Valley*						
May 12	at Chicago State*						
May 13	at Chicago State*						
May 14	at Chicago State*						
May 18	CSU Bakersfield*						
May 19	CSU Bakersfield*						
May 20	CSU Bakersfield*						
May 23	WAC Tournament						
May 24	WAC Tournament						
May 25	WAC Tournament						
May 26	WAC Tournament						

2017 BULLPEN GAME-BY-GAME

DATE	Opp. (W-L-ND)	IP	H	R	ER	BB	SO
Feb. 17	Bryant (ND)	5.0	4	2	2	3	1
Feb. 18	Bryant (ND)	5.0	13	10	10	3	3
Feb. 18	Bryant (W)	4.0	3	0	0	2	2
Feb. 19	Bryant (ND)	3.0	5	4	4	0	3
Feb. 21	at #21 Texas Tech (L)	6.0	16	15	12	4	3
Feb. 24	Mount Saint Mary's (ND)	3.0	1	0	0	1	2
Feb. 25	Mount Saint Mary's (ND)	3.0	2	2	1	2	3
Feb. 25	Mount Saint Mary's (ND)	4.0	1	0	0	0	4
Feb. 26	Mount Saint Mary's (W)	6.2	2	1	1	1	9
Feb. 28	at Arizona State (L)	6.0	12	12	9	8	4
March 3	Yale (ND)	2.2	2	0	0	1	3
March 4	Yale (ND)	2.0	5	2	1	1	1
March 4	Yale (W)	3.2	1	1	1	1	3
March 5	Yale (ND)	3.0	2	2	2	1	2
March 7	vs. New Mexico (L)	9.0	11	8	4	4	6
March 10	at Utah (L)	2.0	4	4	4	1	0
March 11	at Utah (ND)	2.0	0	0	0	1	1
March 12	at Utah (ND)	0.2	1	0	0	0	2
March 14	at BYU (ND)	3.0	3	2	2	2	5
March 20	at Benedictine U. at Mesa (W)	2.0	1	2	2	1	2
March 20	at Benedictine U. at Mesa (W)	5.0	12	7	7	3	8
March 21	at Arizona (ND)	3.0	3	2	2	3	3
March 24	at UC Santa Barbara (ND)	3.0	1	0	0	1	1
March 25	at UC Santa Barbara (ND)	3.0	2	2	2	1	2
March 26	at UC Santa Barbara (ND)	2.0	2	1	1	1	3
March 28	New Mexico (L)	5.2	4	3	3	4	7
March 31	at Seattle U* (ND)	2.0	3	1	1	0	2
April 1	at Seattle U* (S)	2.0	1	1	1	4	2
April 2	at Seattle U* (ND)	2.0	3	2	2	2	2
April 4	Texas Tech (ND)	9.0	18	9	9	4	7
April 7	UT Rio Grande Valley* (ND)	2.0	3	0	0	0	2
April 8	UT Rio Grande Valley* (S)	2.0	5	3	3	4	3
April 9	UT Rio Grande Valley* (ND)	1.0	0	0	0	1	0
April 12	Sul Ross State (ND)	4.0	8	6	6	0	4
April 13	at Sacramento State* (ND)	3.0	4	2	2	0	2
April 14	at Sacramento State* (L)	2.1	1	1	1	3	3
April 15	at Sacramento State* (S)	3.0	3	2	2	1	3
April 18	at Texas Tech						
April 21	Northern Colorado*						
April 22	Northern Colorado*						
April 23	Northern Colorado*						
April 25	at Arizona						
April 28	Grand Canyon*						
April 29	Grand Canyon*						
April 30	Grand Canyon*						
May 2	at New Mexico						
May 5	at Utah Valley*						
May 6	at Utah Valley*						
May 7	at Utah Valley*						
May 12	at Chicago State*						
May 13	at Chicago State*						
May 14	at Chicago State*						
May 18	CSU Bakersfield*						
May 19	CSU Bakersfield*						
May 20	CSU Bakersfield*						
May 23	WAC Tournament						
May 24	WAC Tournament						
May 25	WAC Tournament						
May 26	WAC Tournament						



GAME-BY-GAME STARTERS BY BATTING ORDER

Date	Opponent	Rec.	1st	2nd	3rd	4th	5th	6th	7th	8th	9th
Feb. 17	Bryant	0-1	Still	Sakurai	Botello	Hetzel	Stine	Fishback	Hatch	Carranza	Popylisen
Feb. 18	Bryant (DH-1)	0-2	Still	Stine	Botello	Hetzel	Fishback	Hatch	Sakurai	Carranza	Popylisen
Feb. 18	Bryant (DH-2)	1-2	Still	Popylisen	Botello	Hetzel	Hatch	Sakurai	Williams	Ortiz	Bush
Feb. 19	Bryant	2-2	Still	Popylisen	Botello	Hetzel	Hatch	Fishback	Sakurai	Williams	Ortiz
Feb. 21	at #21 Texas Tech	2-3	Still	Popylisen	Botello	Hetzel	Hatch	Fishback	Sakurai	Williams	Ortiz
Feb. 24	Mount Saint Mary's	3-3	Still	Botello	Hetzel	Fishback	Hatch	Williams	Sakurai	Ortiz	Popylisen
Feb. 25	Mount Saint Mary's (DH-1)	4-3	Still	Botello	Hetzel	Hatch	Williams	Sakurai	Ortiz	Popylisen	Bush
Feb. 25	Mount Saint Mary's (DH-2)	5-3	Still	Botello	Hetzel	Hatch	Fishback	Ortiz	Sakurai	Carranza	Popylisen
Feb. 26	Mount Saint Mary's	6-3	Still	Botello	Hetzel	Fishback	Hatch	Ortiz	Sakurai	Carranza	Popylisen
Feb. 28	at Arizona State	6-4	Still	Botello	Hetzel	Fishback	Hatch	Ortiz	Sakurai	Carranza	Bush
March 3	Yale	6-5	Still	Botello	Hetzel	Fishback	Hatch	Ortiz	Sakurai	Carranza	Popylisen
March 4	Yale (DH-1)	7-5	Still	Ortiz	Botello	Hetzel	Hatch	Fishback	Sakurai	Williams	Bush
March 4	Yale (DH-2)	8-5	Still	Ortiz	Botello	Hetzel	Hatch	Fishback	Sakurai	Williams	Kiser
March 5	Yale	9-5	Still	Ortiz	Botello	Hatch	Fishback	Sakurai	Carranza	Bush	Kiser
March 7	vs. New Mexico	9-6	Still	Ortiz	Botello	Hetzel	Hatch	Fishback	Sakurai	Carranza	Kiser
March 10	at Utah	9-7	Still	Ortiz	Botello	Hetzel	Hatch	Fishback	Sakurai	Carranza	Bush
March 11	at Utah	9-8	Still	Ortiz	Botello	Hetzel	Hatch	Fishback	Sakurai	Carranza	Kiser
March 12	at Utah	10-8	Still	Ortiz	Botello	Hetzel	Fishback	Hatch	Carranza	Sakurai	Popylisen
March 14	at BYU	11-8	Still	Ortiz	Botello	Hetzel	Fishback	Hatch	Sakurai	Carranza	Balman
March 20	at Benedictine U at Mesa	12-8	Still	Ortiz	Botello	Hetzel	Fishback	Hatch	Carranza	Sakurai	Popylisen
March 20	at Benedictine U at Mesa	13-8	Still	Ortiz	Botello	Hetzel	Hatch	Carranza	Sakurai	Williams	Bush
March 21	at Arizona	13-9	Still	Ortiz	Botello	Hetzel	Fishback	Hatch	Carranza	Sakurai	Bush
March 24	at UC Santa Barbara	14-9	Still	Ortiz	Botello	Hetzel	Carranza	Fishback	Hatch	Sakurai	Bush
March 25	at UC Santa Barbara	14-10	Still	Ortiz	Botello	Hetzel	Carranza	Fishback	Hatch	Sakurai	Kiser
March 26	at UC Santa Barbara	14-11	Still	Ortiz	Botello	Hetzel	Hatch	Carranza	Sakurai	Williams	Bush
March 28	New Mexico	14-12	Still	Ortiz	Botello	Hetzel	Carranza	Hatch	Fishback	Sakurai	Williams
March 31	at Seattle U*	15-12	Still	Ortiz	Botello	Hetzel	Fishback	Carranza	Hatch	Sakurai	Bush
April 1	at Seattle U*	16-12	Still	Ortiz	Botello	Hetzel	Fishback	Carranza	Hatch	Sakurai	Bush
April 2	at Seattle U*	17-12	Still	Ortiz	Botello	Hetzel	Carranza	Hatch	Fishback	Sakurai	Popylisen
April 4	Texas Tech	17-13	Popylisen	Ortiz	Botello	Hetzel	Carranza	Hatch	Fishback	Williams	Sakurai
April 7	UT Rio Grande Valley*	18-13	Still	Ortiz	Botello	Hetzel	Carranza	Hatch	Fishback	Sakurai	Bush
April 8	UT Rio Grande Valley*	19-13	Still	Ortiz	Botello	Hetzel	Carranza	Hatch	Fishback	Sakurai	Bush
April 9	UT Rio Grande Valley*	20-13	Still	Ortiz	Botello	Hetzel	Carranza	Hatch	Fishback	Sakurai	Williams
April 12	Sul Ross State										
April 13	at Sacramento State*										
April 14	at Sacramento State*										
April 15	at Sacramento State*										
April 18	vs. Texas Tech										
April 21	Northern Colorado*										
April 22	Northern Colorado*										
April 23	Northern Colorado*										
April 25	at Arizona										
April 28	Grand Canyon*										
April 29	Grand Canyon*										
April 30	Grand Canyon*										
May 2	at New Mexico										
May 5	at Utah Valley*										
May 6	at Utah Valley*										
May 7	at Utah Valley*										
May 12	at Chicago State*										
May 13	at Chicago State*										
May 14	at Chicago State*										
May 18	CSU Bakersfield*										
May 19	CSU Bakersfield*										
May 20	CSU Bakersfield*										
May 23	WAC Tournament										
May 24	WAC Tournament										
May 25	WAC Tournament										
May 26	WAC Tournament										



GAME-BY-GAME STARTERS BY POSITION

Date	Opponent	Rec.	C	1B	2B	SS	3B	LF	CF	RF	DH
Feb. 17	Bryant	0-1	Fishback	Carranza	Sakurai	Hatch	Stine	Popylisen	Still	Hetzel	Botello
Feb. 18	Bryant (DH-1)	0-2	Fishback	Carranza	Sakurai	Hatch	Stine	Popylisen	Still	Hetzel	Botello
Feb. 18	Bryant (DH-2)	1-2	Bush	Williams	Sakurai	Hatch	Ortiz	Popylisen	Still	Hetzel	Botello
Feb. 19	Bryant	2-2	Fishback	Williams	Sakurai	Hatch	Ortiz	Popylisen	Still	Hetzel	Botello
Feb. 21	at #21 Texas Tech	2-3	Fishback	Williams	Sakurai	Hatch	Ortiz	Popylisen	Still	Hetzel	Botello
Feb. 24	Mount Saint Mary's	3-3	Fishback	Williams	Sakurai	Hatch	Ortiz	Popylisen	Still	Botello	Hetzel
Feb. 25	Mount Saint Mary's (DH-1)	4-3	Bush	Williams	Sakurai	Hatch	Ortiz	Popylisen	Still	Botello	Hetzel
Feb. 25	Mount Saint Mary's (DH-2)	5-3	Fishback	Carranza	Sakurai	Hatch	Ortiz	Popylisen	Still	Botello	Hetzel
Feb. 26	Mount Saint Mary's	6-3	Fishback	Carranza	Sakurai	Hatch	Ortiz	Popylisen	Still	Botello	Hetzel
Feb. 28	at Arizona State	6-4	Bush	Carranza	Sakurai	Hatch	Ortiz	Botello	Still	Hetzel	Fishback
March 3	Yale	6-5	Fishback	Carranza	Sakurai	Hatch	Ortiz	Popylisen	Still	Hetzel	Botello
March 4	Yale (DH-1)	7-5	Bush	Williams	Sakurai	Hatch	Ortiz	Botello	Still	Hetzel	Fishback
March 4	Yale (DH-2)	8-5	Fishback	Williams	Sakurai	Hatch	Ortiz	Kiser	Still	Hetzel	Botello
March 5	Yale	9-5	Bush	Carranza	Sakurai	Hatch	Ortiz	Kiser	Still	Botello	Fishback
March 7	vs. New Mexico	9-6	Fishback	Carranza	Sakurai	Hatch	Ortiz	Kiser	Still	Hetzel	Botello
March 10	at Utah	9-7	Bush	Carranza	Sakurai	Hatch	Ortiz	Botello	Still	Hetzel	Fishback
March 11	at Utah	9-8	Fishback	Carranza	Sakurai	Hatch	Ortiz	Botello	Still	Hetzel	Kiser
March 12	at Utah	10-8	Fishback	Carranza	Sakurai	Hatch	Ortiz	Popylisen	Still	Hetzel	Botello
March 14	at BYU	11-8	Fishback	Carranza	Sakurai	Hatch	Ortiz	Botello	Still	Hetzel	Balman
March 20	at Benedictine U. at Mesa	12-8	Fishback	Carranza	Sakurai	Hatch	Ortiz	Popylisen	Still	Hetzel	Botello
March 20	at Benedictine U. at Mesa	13-8	Bush	Williams	Sakurai	Hatch	Ortiz	Botello	Still	Hetzel	Carranza
March 21	at Arizona	13-9	Bush	Carranza	Sakurai	Hatch	Ortiz	Botello	Still	Hetzel	Fishback
March 24	at UC Santa Barbara	14-9	Bush	Carranza	Sakurai	Hatch	Ortiz	Botello	Still	Hetzel	Fishback
March 25	at UC Santa Barbara	14-10	Fishback	Carranza	Sakurai	Hatch	Ortiz	Botello	Still	Hetzel	Kiser
March 26	at UC Santa Barbara	14-11	Bush	Carranza	Sakurai	Hatch	Ortiz	Botello	Still	Hetzel	Williams
March 28	New Mexico	14-12	Fishback	Carranza	Sakurai	Hatch	Ortiz	Botello	Still	Hetzel	Williams
March 31	at Seattle U*	15-12	Bush	Carranza	Sakurai	Hatch	Ortiz	Botello	Still	Hetzel	Fishback
April 1	at Seattle U*	16-12	Bush	Carranza	Sakurai	Hatch	Ortiz	Botello	Still	Hetzel	Fishback
April 2	at Seattle U*	17-12	Fishback	Carranza	Sakurai	Hatch	Ortiz	Botello	Still	Hetzel	Popylisen
April 4	Texas Tech	17-13	Fishback	Carranza	Sakurai	Hatch	Ortiz	Botello	Popylisen	Hetzel	Williams
April 7	UT Rio Grande Valley*	18-13	Bush	Carranza	Sakurai	Hatch	Ortiz	Botello	Still	Hetzel	Fishback
April 8	UT Rio Grande Valley*	19-13	Bush	Carranza	Sakurai	Hatch	Ortiz	Botello	Still	Hetzel	Fishback
April 9	UT Rio Grande Valley*	20-13	Fishback	Carranza	Sakurai	Hatch	Ortiz	Botello	Still	Hetzel	Williams
April 12	Sul Ross State										
April 13	at Sacramento State*										
April 14	at Sacramento State*										
April 15	at Sacramento State*										
April 18	vs. Texas Tech										
April 21	Northern Colorado*										
April 22	Northern Colorado*										
April 23	Northern Colorado*										
April 25	at Arizona										
April 28	Grand Canyon*										
April 29	Grand Canyon*										
April 30	Grand Canyon*										
May 2	at New Mexico										
May 5	at Utah Valley*										
May 6	at Utah Valley*										
May 7	at Utah Valley*										
May 12	at Chicago State*										
May 13	at Chicago State*										
May 14	at Chicago State*										
May 18	CSU Bakersfield*										
May 19	CSU Bakersfield*										
May 20	CSU Bakersfield*										
May 23	WAC Tournament										
May 24	WAC Tournament										
May 25	WAC Tournament										
May 26	WAC Tournament										



2017 TEAM GAME-BY-GAME (HITTING)

Date	Opponent	ab	r	h	rbi	2b	3b	hr	tb	bb	ibb	sb	cs	hbp	sac	sf	gdp	k	po	a	e	lob	avg
Feb 17	BRYANT	30	3	5	3	1	0	0	6	8	0	0	1	2	0	0	1	14	27	15	0	10	.167
Feb 18	BRYANT	41	7	13	7	3	2	0	20	5	0	0	0	0	1	0	1	5	27	10	2	13	.254
Feb 18	BRYANT	30	4	9	4	1	1	0	12	2	0	1	0	1	1	1	0	3	27	9	2	7	.267
Feb 19	BRYANT	39	20	14	18	3	0	3	26	11	0	1	0	4	0	1	1	8	27	14	1	11	.293
Feb 21	at Texas Tech	28	1	2	1	2	0	0	4	3	0	0	0	1	0	1	0	9	24	11	3	5	.256
Feb 24	MOUNT ST. MARY'S	41	13	20	11	1	0	0	21	2	0	3	0	2	0	1	0	6	27	10	0	9	.301
Feb 25	MOUNT ST. MARY'S	33	6	10	4	4	0	0	14	4	0	1	0	2	2	0	0	5	27	12	1	11	.302
Feb 25	MOUNT ST. MARY'S	50	25	29	25	5	1	2	42	7	0	2	0	1	0	1	0	4	27	11	0	10	.349
Feb 26	MOUNT ST. MARY'S	48	29	27	28	5	0	5	47	2	0	0	0	6	0	1	0	4	27	11	1	4	.379
Feb 28	at Arizona State	34	5	8	5	2	0	0	10	7	0	0	1	1	0	0	0	11	24	9	3	10	.366
Mar 03	YALE	31	1	5	1	0	1	0	7	1	0	0	0	3	0	0	0	6	27	7	1	7	.351
Mar 04	YALE	39	16	15	13	5	0	1	23	8	0	2	1	0	0	1	0	5	27	18	0	8	.354
Mar 04	YALE	31	7	13	6	3	0	0	16	6	0	1	2	0	2	1	2	7	27	13	1	9	.358
Mar 05	YALE	42	18	19	14	3	2	2	32	7	0	0	0	3	0	0	2	6	27	16	3	10	.366
Mar 07	vs New Mexico	37	2	12	2	0	0	0	12	0	0	0	0	1	0	0	1	7	27	12	4	9	.363
Mar 10	at Utah	26	1	3	0	1	1	0	6	3	0	0	0	1	0	0	3	8	24	11	0	2	.352
Mar 11	at Utah	32	1	6	1	0	0	1	9	2	0	0	0	1	0	0	1	6	24	8	2	7	.343
Mar 12	at Utah	35	3	9	2	2	1	0	13	4	0	0	1	0	1	0	0	7	27	8	0	10	.338
Mar 14	at Brigham Young Univ.	41	8	14	8	2	2	0	20	6	0	0	0	3	1	0	0	9	27	12	3	16	.339
Mar 20	vs Benedictine at Mesa	32	8	12	8	4	0	0	16	5	0	1	0	1	1	1	2	2	27	10	1	8	.340
Mar 20	vs Benedictine at Mesa	25	10	9	9	1	0	3	19	5	0	1	0	3	0	2	1	4	21	7	0	7	.341
Mar 21	at Arizona	34	3	7	3	3	1	1	15	3	0	0	0	1	1	0	1	4	24	13	3	9	.335
Mar 24	at UC Santa Barbara	37	7	10	7	0	0	1	13	3	0	0	0	0	0	0	1	11	27	7	1	6	.332
Mar 25	at UC Santa Barbara	29	0	3	0	0	0	0	3	2	0	0	1	0	0	0	0	8	24	7	2	4	.324
Mar 26	at UC Santa Barbara	35	2	9	2	1	0	0	10	0	0	1	0	0	0	0	2	9	24	12	2	6	.322
Mar 28	NEW MEXICO	35	3	9	3	2	0	0	11	1	0	0	0	1	0	0	0	7	27	11	0	7	.319
*Mar 31	at Seattle University	34	6	9	6	0	0	3	18	0	0	0	1	1	1	0	0	7	27	7	0	3	.317
*Apr 01	at Seattle University	37	8	11	7	1	3	1	21	1	0	0	0	0	2	0	1	9	27	11	0	5	.316
*Apr 02	at Seattle University	34	6	10	6	1	0	2	17	5	0	1	0	4	1	0	2	6	27	10	0	11	.316
Apr 04	TEXAS TECH	33	4	12	4	2	2	0	18	5	0	0	0	2	0	2	3	5	27	13	0	11	.317
*Apr 07	UT RIO GRANDE VALL	32	10	10	7	2	1	1	17	3	0	1	1	1	2	0	1	6	27	9	2	4	.317
*Apr 08	UT RIO GRANDE VALL	30	7	9	7	2	0	2	17	9	1	1	1	0	1	1	1	7	27	11	0	10	.317
*Apr 09	UT RIO GRANDE VALL	31	15	14	12	6	1	1	25	7	0	0	0	4	0	1	1	3	21	11	4	8	.320
Totals		1146	259	367	234	68	19	29	560	137	1	17	10	50	17	15	28	218	858	356	42	267	.320



2017 TEAM GAME-BY-GAME (PITCHING)

Date	Opponent	ip	h	r	er	bb	so	2b	3b	hr	wp	bk	hbp	dp	ibb	score	w-l	sv	era
Feb 17	BRYANT	9.0	6	6	6	9	5	2	0	0	1	0	1	2	0	3-6	0-1	0	6.00
Feb 18	BRYANT	9.0	18	13	13	6	3	3	1	3	2	1	1	1	0	7-13	0-2	0	9.50
Feb 18	BRYANT	9.0	6	3	2	7	7	2	0	0	0	1	0	0	0	4-3	1-2	1	7.00
Feb 19	BRYANT	9.0	12	7	7	1	8	3	0	3	0	0	0	1	0	20-7	2-2	1	7.00
Feb 21	at Texas Tech	8.0	18	16	13	5	4	2	0	2	1	0	1	1	0	1-16	2-3	1	8.39
Feb 24	MOUNT ST. MARY'S	9.0	7	2	2	3	10	1	1	0	1	0	0	1	0	13-2	3-3	1	7.30
Feb 25	MOUNT ST. MARY'S	9.0	5	3	2	7	10	1	0	1	0	0	0	0	0	6-3	4-3	2	6.53
Feb 25	MOUNT ST. MARY'S	9.0	11	4	4	1	12	1	0	0	2	0	0	1	0	25-4	5-3	2	6.21
Feb 26	MOUNT ST. MARY'S	9.0	2	1	1	1	11	0	0	0	1	0	1	0	0	29-1	6-3	2	5.62
Feb 28	at Arizona State	8.0	15	12	9	9	6	1	0	0	4	0	1	1	0	5-12	6-4	2	6.03
Mar 03	YALE	9.0	8	3	2	2	9	1	0	1	0	0	0	1	0	1-3	6-5	2	5.66
Mar 04	YALE	9.0	13	5	4	1	6	1	0	1	0	0	0	1	0	16-5	7-5	2	5.52
Mar 04	YALE	9.0	6	3	3	2	7	0	0	1	0	0	0	0	0	7-3	8-5	2	5.32
Mar 05	YALE	9.0	11	5	4	2	10	2	0	2	2	0	0	2	0	18-5	9-5	2	5.23
Mar 07	vs New Mexico	9.0	12	8	4	4	7	3	0	1	1	0	2	0	0	2-8	9-6	2	5.14
Mar 10	at Utah	8.0	9	5	5	2	6	0	0	4	1	0	1	1	0	1-5	9-7	2	5.17
Mar 11	at Utah	8.0	6	5	4	4	8	2	0	0	1	0	2	0	0	1-5	9-8	2	5.13
Mar 12	at Utah	9.0	6	0	0	4	7	1	0	0	0	0	0	1	0	3-0	10-8	3	4.84
Mar 14	at Brigham Young Univ.	9.0	10	6	5	5	8	2	0	0	2	0	1	1	0	8-6	11-8	4	4.85
Mar 20	vs Benedictine at Mesa	9.0	7	6	6	1	10	2	0	0	1	0	1	0	0	8-6	12-8	4	4.91
Mar 20	vs Benedictine at Mesa	7.0	14	7	7	6	11	3	0	0	0	0	0	1	0	10-7	13-8	4	5.07
Mar 21	at Arizona	8.0	8	6	4	5	3	2	0	0	3	0	1	0	0	3-6	13-9	4	5.04
Mar 24	at UC Santa Barbara	9.0	7	3	2	5	6	2	0	0	2	0	1	1	0	7-3	14-9	5	4.91
Mar 25	at UC Santa Barbara	8.0	11	8	6	2	9	2	1	0	0	0	1	0	0	0-8	14-10	5	4.98
Mar 26	at UC Santa Barbara	8.0	12	7	6	2	8	5	1	0	0	0	0	2	0	2-7	14-11	5	5.04
Mar 28	NEW MEXICO	9.0	7	5	3	7	12	0	1	1	1	0	0	2	0	3-5	14-12	5	4.96
*Mar 31	at Seattle University	9.0	4	2	2	5	10	0	0	1	0	0	0	0	0	6-2	15-12	5	4.85
*Apr 01	at Seattle University	9.0	5	5	5	8	11	0	0	1	2	1	1	1	0	8-5	16-12	6	4.85
*Apr 02	at Seattle University	9.0	7	4	4	5	5	0	0	1	0	0	0	0	0	6-4	17-12	7	4.82
Apr 04	TEXAS TECH	9.0	21	15	15	6	7	5	1	0	1	0	3	1	0	4-15	17-13	7	5.17
*Apr 07	UT RIO GRANDE VALL	9.0	6	2	1	4	7	1	0	0	0	0	0	1	0	10-2	18-13	7	5.03
*Apr 08	UT RIO GRANDE VALL	9.0	10	4	4	8	8	1	0	0	0	0	1	0	0	7-4	19-13	8	5.00
*Apr 09	UT RIO GRANDE VALL	7.0	7	5	1	3	4	1	1	1	0	0	1	2	0	15-5	20-13	8	4.91
Totals		286.0	307	186	156	142	255	52	7	24	29	3	21	26	0	259-186	20-13	8	4.91



2017 OVERALL STATISTICS

Player	avg	gp-gs	ab	r	n	2b	3b	hr	rbi	lob	slg%	bb	np	so	gdp	ob%	st	su	su-att	po	a	e	na%
5 Brent Sakurai	.372	37-37	137	32	51	6	6	3	23	78	.569	19	1	17	1	.449	1	4	3-3	61	108	4	.977
36 Joey Ortiz	.351	36-35	154	36	54	8	4	0	21	70	.455	11	3	14	3	.400	2	5	6-9	22	68	2	.978
13 Austin Botello	.347	37-37	147	32	51	12	2	4	39	79	.537	26	3	27	1	.447	3	0	1-1	40	1	2	.953
11 LJ Hatch	.328	36-36	137	30	45	11	3	2	25	68	.496	10	7	19	9	.400	1	5	7-7	57	108	8	.954
23 Dan Hetzel	.326	36-36	129	31	42	11	1	8	41	79	.612	29	5	31	7	.461	2	0	0-0	63	1	2	.970
25 Mason Fishback	.321	33-33	131	26	42	10	0	3	30	61	.466	6	8	28	1	.381	2	1	0-0	150	16	4	.976
27 Tristen Carranza	.309	32-30	110	29	34	7	1	11	33	76	.691	12	12	27	3	.433	0	0	0-0	259	14	8	.972
1 Marcus Still	.294	35-35	143	26	42	4	2	1	16	53	.371	15	7	32	2	.381	3	1	5-10	73	2	4	.949

35 Brian Kiser	.333	17-5	30	7	10	1	0	1	5	14	.467	1	0	5	0	.344	1	0	0-0	5	0	0	1.000
3 Greg Popylisen	.292	15-15	48	13	14	0	1	0	8	16	.333	4	3	14	0	.382	0	2	4-4	13	1	0	1.000
6 David Bellamy	.267	10-1	15	5	4	0	0	0	3	4	.267	3	0	3	0	.389	0	0	1-1	4	0	0	1.000
44 Cooper Williams	.244	16-12	41	7	10	3	0	0	10	13	.317	8	0	13	1	.360	1	1	0-0	72	7	2	.975
26 Jason Bush	.220	18-16	59	11	13	2	1	2	9	23	.390	3	0	19	1	.254	1	2	1-3	128	19	1	.993
18 Roman Trujillo	.143	7-1	7	4	1	0	0	1	1	4	.571	2	2	3	0	.455	0	0	0-0	1	3	0	1.000
9 Jaron Balman	.077	9-2	13	2	1	0	0	0	0	1	.077	4	1	6	0	.333	0	0	0-0	1	0	1	.500
10 Trey Stine	.000	2-2	1	1	0	0	0	0	0	0	.000	3	1	0	0	.800	0	0	0-0	1	2	0	1.000
Totals	.318	37	1302	292	414	75	21	36	264	639	.491	156	53	258	29	.408	17	21	28-38	973	398	46	.968
Opponents	.266	37	1260	203	335	58	8	25	179	484	.384	162	21	292	24	.356	11	18	39-52	953	388	43	.969

LOB - Team (305), Opp (298). DPs turned - Team (28), Opp (38). CI - Team (2), M. Fishback 2, Opp (1). IBB - Team (2), A. Botello 1, M. Fishback 1, Opp (1). Picked off - M. Fishback 2, B. Sakurai 1, M. Still 1.

(All games Sorted by Earned run avg)

Player	era	w-l	app	gs	cg	sho	sv	ip	h	r	er	bb	so	2b	3b	hr	b/avg	wp	hp	bk	sfa	sha
38 Kyle Bradish	2.25	6-0	9	9	0	0/0	0	52.0	34	16	13	34	50	4	1	3	.183	5	1	1	0	2
28 Jonathan Groff	2.91	5-4	10	9	0	0/1	0	55.2	48	29	18	23	43	9	3	4	.230	4	0	0	0	6
24 Marcel Renteria	3.29	5-2	9	8	0	0/0	0	52.0	47	23	19	21	60	9	1	3	.234	6	4	1	2	1
21 Matthew McHugh	5.50	2-2	14	5	0	0/0	2	37.2	47	24	23	15	31	4	0	1	.297	6	2	0	0	0

17 Ruger Rodriguez	0.71	1-0	15	0	0	0/1	6	12.2	4	1	1	4	16	2	0	0	.103	1	1	0	1	0
16 Alex Reyes	0.93	1-0	9	0	0	0/0	1	9.2	6	3	1	5	8	0	0	0	.182	3	1	0	0	1
19 Chance Hroch	4.09	0-0	10	0	0	0/0	0	11.0	13	6	5	4	9	1	0	3	.289	1	0	0	0	0
7 Chris Butcher	5.65	0-0	14	0	0	0/0	0	14.1	14	9	9	5	9	3	0	2	.264	1	3	0	1	0
20 Dalton Shalberg	6.05	0-1	16	1	0	0/0	1	19.1	19	14	13	10	18	6	0	0	.264	1	4	0	0	2
33 Keaton Graf	6.48	0-0	10	0	0	0/0	0	8.1	5	7	6	13	10	2	0	0	.179	4	1	0	1	1
12 Chris Kucko	8.36	1-1	8	5	0	0/0	0	14.0	25	18	13	9	10	6	1	0	.410	0	1	1	1	0
8 Andy Frakes	10.05	1-0	14	0	0	0/0	0	14.1	26	18	16	5	9	7	1	2	.388	0	2	0	1	2
39 Matthew Perea	10.38	0-1	15	0	0	0/0	0	8.2	17	10	10	4	9	1	1	4	.415	1	1	0	1	1
37 Joseph Standley	11.12	1-1	8	0	0	0/0	0	5.2	7	7	7	6	3	1	0	1	.368	1	0	0	1	2
15 Steven Butts	12.79	0-2	6	0	0	0/0	0	6.1	18	11	9	2	4	2	0	1	.514	0	0	0	2	0
41 Austin Bryan	23.62	0-0	3	0	0	0/0	0	2.2	5	7	7	2	3	1	0	1	.385	0	0	0	0	0
Totals	4.72	23-14	37	37	0	1/1	10	324.1	335	203	170	162	292	58	8	25	.266	34	21	3	11	18
Opponents	6.94	14-23	37	37	0	1/1	6	317.2	414	292	245	156	258	75	21	36	.318	31	53	5	17	21

PB - Team (18), M. Fishback 9, J. Bush 9, Opp (16). Pickoffs - Team (3), D. Shalberg 1, J. Groff 1, A. Frakes 1, Opp (4). SBA/ATT - M. Fishback (25-30), J. Bush (14-21), J. Groff (11-14), M. McHugh (8-10), M. Renteria (5-7), K. Bradish (4-6), C. Kucko (3-3), D. Shalberg (2-3), C. Butcher (1-2), R. Rodriguez (2-2), S. Butts (1-1), J. Standley (0-1), A. Reyes (0-1), A. Frakes (1-1), C. Hroch (1-1).



2017 WAC STATISTICS																								
11 Lj Hatch	.429	9-9	33	8	13	3	1	1	7	23	.057	0	2	0	2	.459	0	3	3-3	9	27	1	.973	
25 Mason Fishback	.333	9-9	33	9	11	3	0	2	13	20	.606	2	2	11	0	.395	1	1	0-0	19	3	0	1.000	
27 Tristen Carranza	.323	9-9	31	11	10	1	0	5	6	26	.839	6	4	7	0	.488	0	0	0-0	80	2	2	.976	
5 Brent Sakurai	.294	9-9	34	6	10	2	3	1	4	21	.618	5	0	5	1	.385	0	2	1-1	15	25	0	1.000	
13 Austin Botello	.270	9-9	37	5	10	2	1	1	6	17	.459	6	1	11	0	.386	0	0	0-0	16	0	0	1.000	
23 Dan Hetzel	.265	9-9	34	9	9	1	0	4	11	22	.647	9	1	10	2	.432	0	0	0-0	26	0	0	1.000	
36 Joey Ortiz	.256	9-9	39	7	10	1	1	0	5	13	.333	3	0	6	1	.302	1	2	4-5	5	15	1	.952	
1 Marcus Still	.237	9-9	38	6	9	1	0	0	3	10	.263	1	1	6	0	.268	1	1	0-1	16	0	2	.889	

35 Brian Kiser	.500	2-0	2	0	1	1	0	0	1	2	1.000	0	0	0	0	.500	0	0	0-0	0	0	0	.000	
26 Jason Bush	.217	6-6	23	4	5	0	0	1	2	8	.348	1	0	9	0	.250	0	1	1-2	53	9	0	1.000	
3 Greg Popylisen	.167	2-2	6	0	1	0	0	0	0	1	.167	0	0	1	0	.167	0	1	1-1	0	0	0	.000	
44 Cooper Williams	.000	1-1	1	1	0	0	0	0	1	0	.000	1	0	0	0	.333	1	0	0-0	0	0	0	.000	
Totals	.291	9	313	66	91	15	6	15	59	163	.521	34	11	72	6	.376	4	11	12-15	244	88	8	.976	
Opponents	.186	9	290	30	54	5	2	4	27	75	.259	52	3	76	5	.314	2	3	10-14	239	87	9	.973	

LOB - Team (69), Opp (76). DPs turned - Team (5), Opp (7). CI - Team (0), Opp (1). IBB - Team (2), M. Fishback 1, A. Botello 1, Opp (1).

(Conference games only Sorted by Earned run avg)

Player	era	w-l	app	gs	cg	sho	sv	ip	h	r	er	bb	so	2b	3b	hr	b/avg	wp	hp	bk	sfa	sha
28 Jonathan Groff	1.42	3-0	3	3	0	0/0	0	19.0	13	7	3	7	15	1	1	2	.183	1	0	0	0	1
38 Kyle Bradish	1.80	3-0	3	3	0	0/0	0	20.0	7	5	4	16	19	0	1	1	.108	2	0	0	0	1
24 Marcel Renteria	1.96	2-0	3	3	0	0/0	0	23.0	11	5	5	14	23	0	0	1	.145	2	2	1	1	1

17 Ruger Rodriguez	0.00	0-0	4	0	0	0/0	2	3.1	0	0	0	4	4	0	0	0	.000	0	0	0	1	0
16 Alex Reyes	0.00	0-0	1	0	0	0/0	1	0.2	0	0	0	1	0	0	0	0	.000	0	0	0	0	0
39 Matthew Perea	0.00	0-0	1	0	0	0/0	0	0.0	1	0	0	0	0	1	0	0	1.000	0	0	0	0	0
20 Dalton Shalberg	2.08	0-0	4	0	0	0/0	1	4.1	3	1	1	2	7	0	0	0	.188	0	0	0	0	0
7 Chris Butcher	4.50	0-0	4	0	0	0/0	0	4.0	5	2	2	1	2	2	0	0	.313	0	1	0	0	0
21 Matthew McHugh	9.95	0-1	6	0	0	0/0	1	6.1	13	7	7	3	6	1	0	0	.394	1	0	0	0	0
8 Andy Frakes	27.00	0-0	1	0	0	0/0	0	0.2	1	2	2	1	0	0	0	0	.333	0	0	0	0	0
33 Keaton Graf	99.00	0-0	2	0	0	0/0	0	0.0	0	1	1	3	0	0	0	0		0	0	0	0	0
Totals	2.77	8-1	9	9	0	0/0	5	81.1	54	30	25	52	76	5	2	4	.186	6	3	1	2	3
Opponents	5.87	1-8	9	9	0	0/0	0	79.2	91	66	52	34	72	15	6	15	.291	5	11	3	4	11

PB - Team (6), J. Bush 5, M. Fishback 1, Opp (6). SBA/ATT - J. Bush (5-8), J. Groff (5-6), M. Fishback (5-6), M. Renteria (1-3), K. Bradish (1-2), M. McHugh (2-2), R. Rodriguez (1-1).



2017 GAME SUMMARY

Opponents	25	17	20	24	25	27	24	31	9	1	203
Record when ...											
Overall	23-14								After 6 leading		21-0
Conference	8-1							 trailing		0-11
Non-Conference	15-13							 tied		2-3
Home games	13-5								After 7 leading		21-0
Away games	8-8							 trailing		0-13
Neutral site	2-1							 tied		0-1
Day games	15-9								After 8 leading		21-0
Night games	8-5							 trailing		0-13
vs Left starter	6-5							 tied		0-1
vs Right starter	17-9										
1-Run games	1-1								Hit 0 home runs		8-12
2-Run games	3-2								... 1 home run		5-2
5+Run games	9-7								... 2+ home runs		10-0
Extra innings	0-1										
Shutouts	1-1								Opponent 0 home runs		13-8
								 1 home run		8-3
Scoring 0-2 runs	0-8							 2+ HRs		2-3
..... 3-5 runs	3-5										
..... 6-9 runs	10-1								Made 0 errors		9-5
..... 10+ runs	10-0							 1 error		8-1
								 2+ errors		6-8
Opponent 0-2 runs	6-1										
..... 3-5 runs	12-4								Opp. made 0 errors		7-8
..... 6-9 runs	5-5							 1 error		6-2
..... 10+ runs	0-4							 2+ errors		10-4
Scored in 1st inning	12-2								Out-hit opponent		21-2
Opp. scored in 1st	9-3								Out-hit by opponent		2-10
Scores first	11-6								Hits are tied		0-2
Opp. scores first	12-8										

Record when team scores:

Runs	0	1	2	3	4	5	6	7	8	9	10+
W-L	0-1	0-5	0-2	1-3	1-1	1-1	3-0	3-1	4-0	0-0	10-0

Record when opponent scores:

Runs	0	1	2	3	4	5	6	7	8	9	10+
W-L	1-0	1-0	4-1	4-1	4-0	4-3	2-2	2-1	0-2	1-0	0-4

Record when leading after:

Inn.	1	2	3	4	5	6	7	8
W-L	12-1	16-2	17-4	17-1	22-0	21-0	21-0	21-0

Record when trailing after:

Inn.	1	2	3	4	5	6	7	8
W-L	4-3	4-7	5-9	5-9	0-11	0-11	0-13	0-13

Record when tied after:

Inn.	1	2	3	4	5	6	7	8
W-L	7-10	3-5	1-1	1-4	1-3	2-3	0-1	0-1

Current winning streak: 1

Longest winning streak: 5


Longest losing streak: 3

Home attendance : 10147 (15 dates avg = 676)

Away attendance : 18074 (19 dates avg = 951)

Total attendance: 28221 (34 dates avg = 830)





#7 CHRIS BUTCHER

SENIOR | RHP | R/R | 6-1 | 165
RANCHO CUCAMONGA, CALIF. | RIO HONDO COLLEGE | LOS OSOS HS

Last Appearance: vs. UTRGV, 4/9/17


Last Started: N/A

2017 Season-High	Statistic	Career-High
2.0, vs. New Mexico, 3/28/17	Innings Pitched	3.0, 2x, CSU Bakersfield, 4/22/16
2, 3x, Last at Utah, 3/10/17	Runs	3, 3x, Last at Northern Colorado, 5/20/16
2, 3x, Last at Utah, 3/10/17	Earned Runs	3, 2x, Last at Northern Colorado, 5/20/16
3, vs. #6 Texas Tech, 4/4/17	Hits	4, at Arizona, 3/15/16
2, at Arizona State, 2/28/17	Walks	2, 4x, Last at Arizona State, 2/28/17
1, 7x, Last vs. UTRGV, 4/7/17	Strikeouts	4, at Arizona, 3/15/16

Date	Opponent	GS	IP	H	R	ER	BB	SO	2B	3B	HR	WP	BK	HBP	IBB	Score	W-L	Sv	ERA	NP
Feb 17	BRYANT	1.0	1	0	0	0	0	0	1	0	0	0	0	0	0	3-6	0-0	0	0.00	14
Feb 19	BRYANT	1.0	0	0	0	0	1	0	0	0	0	0	0	0	0	20-7	0-0	0	0.00	8
Feb 26	at Arizona State	1.0	2	2	2	2	1	0	0	0	0	1	0	0	1	5-12	0-0	0	6.00	32
Mar 05	YALE	1.0	1	2	2	2	1	1	0	0	1	0	0	0	0	18-5	0-0	0	9.00	19
Mar 07	vs New Mexico	1.0	0	0	0	0	1	0	0	0	0	0	0	0	0	2-9	0-0	0	7.20	12
Mar 10	at Utah	1.0	1	2	2	1	0	0	0	0	1	0	0	0	1	1-5	0-0	0	9.00	15
Mar 21	at Arizona	0.1	0	0	0	0	1	0	0	0	0	0	0	0	0	3-6	0-0	0	8.53	3
Mar 28	NEW MEXICO	2.0	1	0	0	0	0	1	0	0	0	0	0	0	0	3-5	0-0	0	6.48	22
Apr 01	at Seattle University	0.1	0	0	0	0	0	0	0	0	0	0	0	0	0	8-5	0-0	0	6.23	2
Apr 04	TEXAS TECH	1.0	3	1	1	0	0	0	0	0	0	0	0	0	0	4-15	0-0	0	6.52	2
Apr 07	UT RIO GRANDE VAL	1.0	2	0	0	0	0	1	1	0	0	0	0	0	0	10-2	0-0	0	5.91	12
Apr 09	UT RIO GRANDE VAL	1.0	0	0	0	1	0	0	0	0	0	0	0	0	1	15-5	0-0	0	5.40	12
Apr 11	SUL ROSS STATE	1.0	0	0	0	0	1	0	0	0	0	0	0	0	0	19-9	0-0	0	4.97	14
Apr 13	at Sacramento State	1.2	3	2	2	0	1	1	0	0	0	0	0	0	0	8-4	0-0	0	5.65	38
Totals		0	14.1	14	9	9	5	9	3	0	2	1	0	3	0	119-94	0-0	0	5.65	-

Butcher's Career Stats

Year	era	w-l	app	gs	ca	sho	sv	ip	r	er	bb	so	2b	3b	hr	bf	bavg	wp	hbp	bk	sfa	sba	
2016	4.45	2-0	24	0	0	0/1	1	28.1	32	19	14	11	19	4	1	2	131	294	2	5	0	1	5
2017	5.65	0-0	14	0	0	0/0	0	14.1	14	9	9	5	9	3	0	2	62	264	1	3	0	1	0
TOTAL	4.85	2-0	38	0	0	0/1	1	42.2	46	28	23	16	28	7	1	4	193	284	3	8	0	2	5



#8 ANDY FRAKES

SENIOR | RHP | R/R | 5-11 | 195
SHERMAN OAKS, CALIF. | GLENDALE CC/SAN FRANCISCO | CRESPI CARMELITE HS

Last Appearance: vs. #6 Texas Tech, 4/4/17


Last Started: N/A

2017 Season-High	Statistic	Career-High
4.0, vs. #6 Texas Tech, 4/4/17	Innings Pitched	5.1, vs. Seattle U, 5/28/16
5, vs. Bryant (Game 1), 2/18/17	Runs	5, at Northern Colorado, 5/20/16
5, vs. Bryant (Game 1), 2/18/17	Earned Runs	3, 3x, Last at Utah Valley, 4/16/16
9, vs. #6 Texas Tech, 4/4/17	Hits	9, vs. #6 Texas Tech, 4/4/17
1, 4x, Last at Arizona, 3/21/17	Walks	2, 3x, Last at Northern Colorado, 5/20/16
3, vs. Yale (Game 2), 3/4/17	Strikeouts	4, at Northern Colorado, 5/20/16

Date	Opponent	GS	IP	H	R	ER	BB	SO	2B	3B	HR	WP	BK	HBP	IBB	Score	W-L	Sv	ERA	NP
Feb 17	BRYANT	1.0	1	0	0	0	0	0	0	0	0	0	0	0	0	3-6	0-0	0	0.00	7
Feb 18	BRYANT-1	0.2	5	5	5	0	0	1	0	0	0	0	0	0	0	7-13	0-0	0	27.00	24
Feb 21	at Texas Tech	1.0	0	0	0	0	0	0	0	0	0	0	0	0	0	1-16	0-0	0	22.50	1
Feb 24	MOUNT ST. MARY'S	1.0	0	0	0	0	1	0	0	0	0	0	0	0	0	13-2	0-0	0	15.00	12
Feb 25	MOUNT ST. MARY'S-1	1.0	2	1	1	0	0	0	0	0	0	0	0	0	0	6-3	0-0	0	13.50	31
Feb 26	at Arizona State	0.2	2	2	0	0	1	1	0	0	0	0	0	0	0	5-12	0-0	0	11.57	11
Mar 04	YALE-2	1.2	0	0	0	1	3	0	0	0	0	0	0	0	0	7-3	1-0	0	8.53	25
Mar 07	vs New Mexico	0.1	1	0	0	0	0	0	0	0	0	0	0	0	0	2-8	1-0	0	8.10	3
Mar 14	at Brigham Young Univ.	0.2	1	1	1	1	1	0	0	0	0	0	0	0	0	8-6	1-0	0	8.59	17
Mar 21	at Arizona	1.0	2	2	2	1	1	1	0	0	0	0	0	0	0	3-6	1-0	0	9.72	28
Mar 28	NEW MEXICO	0.1	1	0	0	0	0	0	0	0	0	0	0	0	0	3-5	1-0	0	9.35	3
Apr 04	TEXAS TECH	4.0	9	4	4	0	1	4	1	0	0	0	0	1	0	4-15	1-0	0	9.24	78
Apr 11	SUL ROSS STATE	1.0	1	1	1	0	1	0	0	1	0	0	0	0	0	19-9	1-0	0	9.22	9
Apr 15	at Sacramento State	0.2	1	2	2	1	0	0	0	0	0	0	0	0	0	5-2	1-0	0	10.05	16
Totals		0	14.1	26	18	16	5	9	7	1	2	0	0	2	0	86-106	1-0	0	10.05	-

Frakes' Career Stats

Year	era	w-l	app	gs	cg	sho	sv	ip	h	r	er	bb	so	2b	3b	hr	bf	avg	wp	hbp	bk	sfa	sba
2016	5.12	1-0	23	0	0	0/0	0	31.2	37	24	18	10	19	2	1	2	149	282	4	6	2	0	2
2017	10.05	1-0	14	0	0	0/0	0	14.1	26	18	16	5	9	7	1	2	77	388	0	2	0	1	2
TOTAL	6.65	2-0	37	0	0	0/0	0	46.0	63	42	34	15	28	9	2	4	226	318	4	8	2	1	4



#12 CHRIS KUCKO

SENIOR | RHP | R/R | 5-11 | 180
SAHUARITA, ARIZ. | PIMA CC | SAHUARITA HS

Last Appearance: vs. Benedictine at Mesa (Game 2), 3/20/17

Last Started: vs. #6 Texas Tech, 4/4/17

2017 Season-High	Statistic	Career-High
3.1, vs. New Mexico, 3/28/17	Innings Pitched	3.1, vs. New Mexico, 3/28/17
5, vs. Benedictine at Mesa (Game 2), 3/20/17	Runs	5, 2x, Last vs. Benedictine at Mesa (Game 2), 3/20/17
5, vs. Benedictine at Mesa (Game 2), 3/20/17	Earned Runs	5, vs. Benedictine at Mesa (Game 2), 3/20/17
6, vs. Benedictine at Mesa (Game 2), 3/20/17	Hits	6, vs. Benedictine at Mesa (Game 2), 3/20/17
3, vs. New Mexico, 3/28/17	Walks	3, 2x, Last vs. New Mexico, 3/28/17
5, vs. New Mexico, 3/28/17	Strikeouts	5, vs. New Mexico, 3/28/17

Date	Opponent	GS	IP	H	R	ER	BB	SO	2B	3B	HR	WP	BK	HBP	IBB	Score	W-L	Sv	ERA	NP
Feb 18	BRYANT-1	1.1	3	2	2	1	0	1	1	0	0	0	0	0	0	7-13	0-0	0	13.50	36
Feb 26	at Arizona State	2.0	3	0	0	0	1	2	0	0	0	0	0	0	0	5-12	0-0	0	5.40	33
Mar 07	vs New Mexico	1.0	1	0	0	0	1	0	0	0	0	0	0	0	0	2-8	0-0	0	4.15	15
Mar 14	at Brigham Young Univ.	0.1	1	0	0	0	0	0	1	0	0	0	0	0	0	8-6	0-0	0	3.86	5
Mar 20	vs Benedictine at Mesa	1.0	6	5	5	1	0	1	0	0	0	0	0	0	0	10-7	0-0	0	11.12	27
Mar 28	NEW MEXICO	3.1	3	2	0	3	5	0	0	0	0	0	0	0	0	3-5	0-0	0	7.00	72
Apr 04	TEXAS TECH	0.0	3	6	6	2	0	1	0	0	0	0	0	1	0	4-15	0-1	0	13.00	23
Apr 11	SUL ROSS STATE	5.0	5	3	0	1	2	2	0	0	0	0	0	0	0	19-9	1-1	0	8.36	56
Totals		5	14.0	25	18	13	9	10	6	1	0	0	0	1	0	56-75	1-1	0	8.36	-

Kucko's Career Stats

Year	era	w-l	app	gs	ca	sho	sv	ip	h	r	er	bb	so	2b	3b	hr	bf	bavg	wp	hbp	tk	sfa	sba
2016	4.40	0-1	10	3	0	0/0	0	14.1	22	16	7	10	2	7	0	0	76	.349	1	0	0	2	1
2017	8.36	1-1	8	5	0	0/0	0	14.0	25	18	13	9	10	6	1	0	72	.410	0	1	1	1	0
TOTAL	6.35	1-2	18	8	0	0/0	0	28.1	47	34	20	19	12	13	1	0	148	.379	1	1	1	3	1



#15 STEVEN BUTTS

SOPHOMORE | LHP | L/L | 5-10 | 185
GLENDALE, ARIZ. | NORTHWEST CHRISTIAN HS

Last Appearance: vs. #6 Texas Tech

Last Started: N/A

2017 Season-High	Statistic	Career-High
2.0, at Texas Tech, 2/21/17	Innings Pitched	5.1, 2x, Last at Texas Tech, 3/1/16
3, 2x, Last vs. #6 Texas Tech, 4/4/17	Runs	6, 2x, Last vs. San Diego, 3/12/16
3, 2x, Last vs. #6 Texas Tech, 4/4/17	Earned Runs	6, vs. San Diego, 3/12/16
4, 3x, Last vs. #6 Texas Tech, 4/4/17	Hits	10, vs. San Diego, 3/12/16
2, vs. #6 Texas Tech, 4/4/17	Walks	2, 4x, Last vs. #6 Texas Tech, 4/4/17
2, 2x, Last at Texas Tech, 2/21/17	Strikeouts	4, at Arizona, 4/20/16

Date	Opponent	GS	IP	H	R	ER	BB	SO	2B	3B	HR	WP	BK	HBP	IBB	Score	W-L	Sv	ERA	NP
Feb 18	BRYANT-1		1.0	4	3	3	0	2	1	0	1	0	0	0	0	7-13	0-0	0	27.00	29
Feb 21	at Texas Tech		2.0	2	1	0	0	2	1	0	0	0	0	0	0	1-16	0-1	0	9.00	35
Feb 26	at Arizona State		1.1	3	2	2	0	0	0	0	0	0	0	0	0	5-12	0-2	0	10.38	21
Mar 07	vs New Mexico		1.0	4	2	1	0	0	0	0	0	0	0	0	0	2-8	0-0	0	10.12	20
Mar 21	at Arizona		0.0	1	0	0	0	0	0	0	0	0	0	0	0	3-6	0-2	0	10.12	3
Apr 04	TEXAS TECH		1.0	4	3	3	2	0	0	0	0	0	0	0	0	4-15	0-2	0	12.79	35
Totals		0	6.1	18	11	9	2	4	2	0	1	0	0	0	0	22-70	0-2	0	27.93	124



#16 ALEX REYES

SOPHOMORE | RHP | R/R | 6-1 | 190
EL PASO, TEXAS | EL DORADO HS

Last Appearance: vs. UTRGV, 4/8/17

Last Started: N/A

2017 Season-High	Statistic	Career-High
2.2, vs. Mount St. Mary's, 2/26/17	Innings Pitched	2.2, vs. Mount St. Mary's, 2/26/17
2, at #21 Texas Tech, 2/21/17	Runs	4, at Texas Tech, 3/2/16
1, vs. Mount St. Mary's, 2/26/17	Earned Runs	4, at Texas Tech, 3/2/16
2, 2x, Last vs. Mount St. Mary's, 2/26/17	Hits	4, at Texas Tech, 3/2/16
1, 4x, Last at Seattle U, 4/1/17	Walks	2, at Texas Tech, 3/2/16
3, 2x, Last at BYU, 3/14/17	Strikeouts	3, 2x, Last at BYU, 3/14/17

Date	Opponent	GS	IP	H	R	ER	BB	SO	2B	3B	HR	WP	BK	HBP	IBB	Score	W/L	Sv	ERA	NP
Feb 18	BRYANT-1	1.0	1	0	0	0	0	1	0	0	0	1	0	0	0	7-13	0-0	0	0.00	16
Feb 21	at Texas Tech	1.0	2	2	0	0	0	0	0	0	0	0	0	0	0	1-16	0-0	0	0.00	24
Feb 26	MOUNT ST. MARY'S	2.2	2	1	1	1	3	0	0	0	0	1	0	0	0	29-1	1-0	0	1.93	47
Mar 03	YALE	0.2	0	0	0	0	0	0	0	0	0	0	0	0	0	1-3	1-0	0	1.69	10
Mar 05	YALE	1.1	0	0	0	0	0	0	0	0	0	0	0	0	0	18-5	1-0	0	1.35	12
Mar 14	at Brigham Young Univ.	1.0	0	0	0	1	3	0	0	0	0	0	0	0	0	8-6	1-0	0	1.17	19
Mar 21	at Arizona	1.0	0	0	0	1	1	0	0	0	0	1	0	1	0	3-6	1-0	0	1.04	13
Apr 01	at Seattle University	0.2	0	0	0	1	0	0	0	0	0	0	0	0	0	8-5	1-0	1	0.96	10
Apr 11	SUL ROSS STATE	0.1	1	0	0	0	0	0	0	0	0	0	0	0	0	19-9	1-0	1	0.93	9
Totals		0	9.2	6	3	1	5	8	0	0	0	3	0	1	0	94-64	1-0	1	0.93	-

Reyes' Career Stats

Year	ERA	W/L	APP	GS	IP	SHO	SV	IP	P	F	ER	BB	SO	2B	3B	HR	WP	BK	HBP	IBB	Score	W/L	
2016	18.00	0-1	2	1	0	0/0	0	2.0	4	4	4	3	0	1	0	2	13	.400	1	0	0	0	0
2017	0.93	1-0	9	0	0	0/0	1	9.2	6	3	1	5	8	0	0	0	40	.182	3	1	0	0	1
TOTAL	3.86	1-1	11	1	0	0/0	1	11.2	10	7	5	8	8	1	0	2	53	.233	4	1	0	0	1



#17 RUGER RODRIGUEZ

SENIOR | RHP | R/R | 6-3 | 205
LOS CHAVEZ, N.M. | NEW MEXICO MILITARY INSTITUTE | LOS LUNAS HS

Last Appearance: at Seattle U, 4/2/17

Last Started: N/A

2017 Season-High	Statistic	Career-High
1, vs. Benedictine at Mesa (Game 1), 3/20/17	Innings Pitched	2.0, at Arizona, 4/20/16
1, at UC Santa Barbara, 3/26/17	Runs	2, 3x, Last vs. New Mexico, 4/5/16
1, at UC Santa Barbara, 3/26/17	Earned Runs	2, vs. Stephen F. Austin, 3/4/16
2, at UC Santa Barbara, 3/26/17	Hits	3, 2x, Last vs. New Mexico, 4/5/16
2, at Seattle U, 4/1/17	Walks	3, vs. CSU Bakersfield, 5/27/16
3, vs. Mount St. Mary's (Game 1), 2/25/17	Strikeouts	4, at CSU Bakersfield, 4/22/16

Date	Opponent	GS	IP	H	R	ER	BB	SO	2B	3B	HR	WP	BK	HBP	IBB	Score	W/L	Sv	ERA	NP
Feb 18	BRYANT-2	0.2	0	0	0	0	0	0	0	0	0	0	0	0	0	4-3	0-0	1	0.00	10
Feb 21	at Texas Tech	0.1	0	0	0	0	0	0	0	0	0	0	0	0	0	1-16	0-0	1	0.00	3
Feb 25	MOUNT ST. MARY'S-1	1.0	0	0	0	0	3	0	0	0	0	0	0	0	0	6-3	0-0	2	0.00	13
Mar 03	YALE	1.0	1	0	0	0	2	1	0	0	0	0	0	0	0	1-3	0-0	2	0.00	13
Mar 04	YALE-2	1.0	0	0	0	0	0	0	0	0	0	0	0	0	0	7-3	0-0	2	0.00	10
Mar 12	at Utah	0.2	1	0	0	0	2	0	0	0	0	0	0	0	0	3-0	0-0	3	0.00	12
Mar 14	at Brigham Young Univ.	1.0	0	0	0	0	1	0	0	0	0	0	0	0	0	8-6	0-0	4	0.00	14
Mar 20	vs Benedictine at Mesa	1.1	0	0	0	0	1	0	0	0	0	0	1	0	0	8-6	1-0	4	0.00	19
Mar 21	at Arizona	0.2	0	0	0	0	0	0	0	0	0	0	0	0	0	3-5	1-0	4	0.00	11
Mar 26	at UC Santa Barbara	1.0	2	1	1	0	2	1	0	0	0	0	0	0	0	2-7	1-0	4	1.04	21
Mar 28	NEW MEXICO	0.2	0	0	0	0	0	0	0	0	0	0	0	0	0	3-5	1-0	4	0.96	5
Apr 01	at Seattle University	0.0	0	0	0	2	0	0	0	0	0	0	0	0	0	8-5	0-1	4	0.96	8
Apr 02	at Seattle University	0.1	0	0	0	0	1	0	0	0	0	0	0	0	0	6-4	1-0	5	0.93	3
Apr 08	UT RIO GRANDE VAL	1.0	0	0	0	0	1	0	0	0	0	0	0	0	0	7-4	1-0	6	0.84	15
Apr 14	at Sacramento State	2.0	1	0	0	0	0	1	0	0	0	0	0	0	0	1-2	1-0	8	0.71	39
Totals		0	12.2	4	1	0	1	4	16	2	0	0	1	0	1	68-73	1-0	8	0.71	-

Rodriguez's Career Stats

Year	era	w-l	app	gs	cg	sho	sv	ip	h	r	er	bb	so	2b	3b	hr	gf	bavg	wp	hbp	bk	sla	sha
2016	3.72	1-0	24	0	0	0/1	0	19.1	18	12	8	18	24	5	0	0	96	.237	3	1	0	0	1
2017	0.71	1-0	15	0	0	0/1	6	12.2	4	1	1	4	16	2	0	0	45	.103	1	1	0	1	0
TOTAL	2.53	2-0	39	0	0	0/2	6	32.0	22	13	9	22	40	7	0	0	141	.191	4	2	0	1	1



#19 CHANCE HROCH

FRESHMAN | RHP | R/R | 6-2 | 170
TEMECULA, CALIF. | VISTA MURIETTA HS

Last Appearance: vs. #6 Texas Tech, 4/4/17

Last Started: N/A

2017 Season-High	Statistic	Career-High
2.0, 2x, Last vs. Yale (Game 1), 3/4/17	Innings Pitched	2.0, 2x, Last vs. Yale (Game 1), 3/4/17
2, vs. Yale (Game 1), 3/4/17	Runs	2, vs. Yale (Game 1), 3/4/17
1, 5x, Last vs. New Mexico, 3/28/17	Earned Runs	1, 5x, Last vs. New Mexico, 3/28/17
5, vs. Yale (Game 1), 3/4/17	Hits	5, vs. Yale (Game 1), 3/4/17
1, 4x, Last vs. Yale (Game 1), 3/4/17	Walks	1, 4x, Last vs. Yale (Game 1), 3/4/17
2, vs. New Mexico, 3/28/17	Strikeouts	2, vs. New Mexico, 3/28/17

Date	Opponent	GS	IP	H	R	ER	BB	SO	2B	3B	HR	WP	BK	HBP	IBB	Score	W/L	Sv	ERA	NP
Feb 17	BRYANT	1.0	1	1	1	1	0	0	0	0	0	0	0	0	0	3-6	0-0	0	9.00	22
Feb 19	BRYANT	1.0	2	1	1	1	1	0	0	1	0	0	0	0	0	20-7	0-0	0	9.00	16
Feb 24	MOUNT ST. MARY'S	2.0	1	0	0	1	1	0	0	0	0	0	0	0	0	13-2	0-0	0	4.50	22
Feb 28	at Arizona State	1.0	2	1	1	1	1	0	0	0	0	1	0	0	0	5-12	0-0	0	5.40	24
Mar 04	YALE-1	2.0	5	2	1	1	1	0	0	1	0	0	0	0	0	16-5	0-0	0	5.14	48
Mar 07	vs New Mexico	1.0	1	0	0	0	1	1	0	0	0	0	0	0	0	2-8	0-0	0	4.50	9
Mar 11	at Utah	0.1	0	0	0	0	0	0	0	0	0	0	0	0	0	1-5	0-0	0	4.32	7
Mar 28	NEW MEXICO	0.2	1	1	1	0	2	0	0	0	0	1	0	0	0	3-5	0-0	0	5.00	12
Apr 04	TEXAS TECH	1.0	0	0	0	0	1	0	0	0	0	0	0	0	0	4-15	0-0	0	4.50	17
Apr 11	SUL ROSS STATE	1.0	0	0	0	0	0	0	0	0	0	0	0	0	0	19-9	0-0	0	4.09	12
Totals		0	11.0	13	6	5	4	9	1	0	3	1	0	0	0	86-74	0-0	0	4.09	-

Hroch's Career Stats

Year	era	w-l	app	gs	cg	sho	sv	ip	h	r	er	bb	so	2b	3b	hr	bf	bavg	wp	hbp	bk	sfa	sha
2017	4.09	0-0	10	0	0	0/0	0	11.0	13	6	5	4	9	1	0	3	49	.289	1	0	0	0	0
TOTAL	4.09	0-0	10	0	0	0/0	0	11.0	13	6	5	4	9	1	0	3	49	.289	1	0	0	0	0



#20 DALTON SHALBERG

SENIOR | RHP | R/R | 6-5 | 200
GLENDALE, ARIZ. | NORTHWEST CHRISTIAN HS

Last Appearance: vs. UTRGV, 4/8/17

Last Started: at #21 Texas Tech, 2/21/17

2017 Season-High	Statistic	Career-High
2.2, at UC Santa Barbara, 3/25/17	Innings Pitched	5.0, at New Mexico, 4/26/16
3, vs. New Mexico, 3/7/17	Runs	6, 3x, Last vs. Seattle U, 5/28/16
3, vs. New Mexico, 3/7/17	Earned Runs	5, 2x, Last vs. Sacramento State, 5/1/16
4, vs. New Mexico, 3/7/17	Hits	11, vs. Sacramento State, 5/1/16
2, vs. New Mexico, 3/7/17	Walks	4, vs. New Mexico, 3/8/16
2, 4x, Last vs. UTRGV, 4/8/17	Strikeouts	4, 2x, Last at North Dakota, 5/15/16

Date	Opponent	GS	IP	H	R	ER	BB	SO	2B	3B	HR	WP	BK	HBP	IBB	Score	W/L	Sv	ERA	NP
Feb 17	BRYANT	1.0	0	0	0	1	0	0	0	0	0	0	0	0	0	3-6	0-0	0	0.00	14
Feb 18	BRYANT-1	1.0	0	0	0	0	1	0	0	0	0	0	0	0	0	7-13	0-0	0	0.00	19
Feb 21	at Texas Tech	2.0	2	1	1	1	1	0	0	0	0	0	0	0	0	1-16	0-0	0	2.25	32
Feb 25	MOUNT ST. MARY'S-2	1.0	1	0	0	0	2	0	0	0	0	1	0	0	0	25-4	0-0	0	1.80	17
Feb 26	MOUNT ST. MARY'S	1.0	0	0	0	0	1	0	0	0	0	0	0	0	0	29-1	0-0	0	1.50	9
Feb 28	at Arizona State	1.0	1	0	1	1	1	0	0	0	0	0	0	0	0	5-12	0-0	0	1.29	19
Mar 07	vs New Mexico	2.1	4	3	3	2	1	2	0	0	0	0	0	0	0	2-8	0-1	0	3.86	53
Mar 11	at Utah	1.1	0	0	0	0	0	0	0	0	0	0	0	0	0	1-5	0-1	0	3.38	12
Mar 20	vs Benedictine at Mesa	0.1	1	1	1	1	0	0	0	0	0	0	0	0	0	10-7	0-1	0	4.09	11
Mar 25	at UC Santa Barbara	2.2	1	2	2	1	2	1	0	0	0	0	0	0	0	0-8	0-1	0	4.61	40
Mar 28	NEW MEXICO	0.2	0	0	0	0	1	0	0	0	0	0	0	0	0	3-5	0-1	0	4.40	11
Apr 01	at Seattle University	1.0	0	0	0	0	2	0	0	0	0	0	0	0	0	8-5	0-1	0	4.70	19
Apr 02	at Seattle University	0.2	0	0	0	0	0	0	0	0	0	0	0	0	0	8-5	0-1	0	4.70	19
Apr 08	UT RIO GRANDE VAL	1.0	1	0	0	1	2	0	0	0	0	0	0	0	0	7-4	0-1	0	4.41	26
Apr 11	SUL ROSS STATE	0.2	6	5	5	0	1	2	0	0	0	0	0	0	0	19-9	0-1	0	6.86	18
Apr 15	at Sacramento State	1.0	0	0	0	0	0	0	0	0	0	0	0	0	0	10-1	0-0	0	6.86	18



#21 MATTHEW MCHUGH

SENIOR | RHP | R/R | 6-3 | 210
LEAWOOD, KAN. | JOHNSON COUNTY CC/PURDUE | BLUE VALLEY NORTH HS

Last Appearance: vs. UTRGV, 4/7/17


Last Started: vs. Benedictine at Mesa (Game I), 3/20/17

2017 Season-High	Statistic	Career-High
7.0, vs. Benedictine at Mesa (Game I), 3/20/17	Innings Pitched	7.0, vs. Benedictine at Mesa (Game I), 3/20/17
4, 3x, Last vs. Benedictine at Mesa (Game I), 3/20/17	Runs	8, at UT Rio Grande Valley, 4/1/16
4, 2x, Last vs. Benedictine at Mesa (Game I), 3/20/17	Earned Runs	7, at CSU Bakersfield, 4/22/16
10, vs. Mount St. Mary's (Game 2), 2/25/17	Hits	11, at UC Riverside, 3/18/16
3, 2x, Last at BYU, 3/14/17	Walks	5, 2x, Last at UT Rio Grande Valley, 4/1/16
8, 2x, Last vs. Benedictine at Mesa (Game I), 3/20/17	Strikeouts	8, 2x, Last vs. Benedictine at Mesa (Game I), 3/20/17

Date	Opponent	CS	IP	H	R	ER	BB	SO	2B	3B	HR	WP	BK	HBP	IBB	Score	W/L	Sv	ERA	NP
Feb 18	BRYANT-1	*	4.0	5	3	3	3	0	0	0	1	1	0	0	0	7-13	0-1	0	6.75	84
Feb 25	MOUNT ST. MARY'S-2	*	5.0	10	4	4	1	8	1	0	0	1	0	0	0	25-4	1-1	0	7.00	89
Mar 04	YALE-2	*	5.1	5	2	2	1	4	0	0	0	0	0	0	0	7-3	1-1	0	5.65	82
Mar 14	at Brigham Young Univ.	*	6.0	7	4	3	3	3	1	0	0	2	0	1	0	8-6	2-1	0	5.31	96
Mar 20	vs Benedictine at Mesa	*	7.0	6	4	4	0	8	1	0	0	0	0	0	0	9-5	2-1	0	5.27	91
Mar 24	at UC Santa Barbara	*	3.0	1	0	0	1	1	0	0	0	0	0	0	0	7-3	2-1	1	4.75	29
Mar 26	at UC Santa Barbara	*	1.0	0	0	0	1	1	0	0	0	0	0	0	0	2-7	2-1	1	4.60	15
Mar 28	NEW MEXICO	*	0.0	0	0	0	2	0	0	0	0	1	0	0	0	3-5	2-1	1	4.60	12
Mar 31	at Seattle University	*	2.0	3	1	1	0	2	0	0	0	0	0	0	0	6-2	2-1	1	4.59	38
Apr 02	at Seattle University	*	1.2	3	2	2	1	1	0	0	0	0	0	0	0	6-4	2-1	1	4.89	39
Apr 07	UT RIO GRANDE VAL	*	1.0	1	0	0	0	1	0	0	0	0	0	0	0	10-2	2-1	1	4.75	18
Apr 08	UT RIO GRANDE VAL	*	0.0	4	3	3	1	0	1	0	0	0	0	0	0	7-4	2-1	1	5.50	15
Apr 13	at Sacramento State	*	1.1	1	0	0	0	1	0	0	0	0	0	0	0	8-4	2-1	2	5.30	16
Apr 14	at Sacramento State	*	0.1	1	1	1	1	1	1	0	0	1	0	0	0	1-2	2-2	2	5.50	17
Totals			5	37.2	47	24	23	15	31	4	0	1	6	0	2	105-65	2-2	2	5.50	-

McHugh's Career Stats

Year	ERA	W-L	SV	IP	CS	SHO	SV	IP	R	F	GB	BB	SO	2B	3B	HR	BT	CSW	BB	HBP	ER	SH	SV
2016	4.21	7-3	17	9	0	0/0	0	68.1	75	40	32	35	50	16	1	3	311	282	8	5	2	0	5
2017	5.50	2-2	14	5	0	0/0	2	37.2	47	24	23	15	31	4	0	1	176	297	6	2	0	0	0
TOTAL	4.67	9-5	31	14	0	0/0	2	106.0	122	64	55	50	81	20	1	4	487	288	14	7	2	0	5



#24 MARCEL RENTERIA

SENIOR | RHP | R/R | 5-11 | 210
NOGALES, ARIZ. | PIMA CC | NOGALES HS

Last Appearance: vs. Benedictine at Mesa, 3/23/17

Last Started: vs. UT Rio Grande Valley, 4/8/17

2017 Season-High	Statistic	Career-High
7.0, 2x, Last vs. UTRGV, 4/8/17	Innings Pitched	7.2, vs. Sacramento State, 4/29/16
6, at UC Santa Barbara, 3/25/17	Runs	6, 3x, Last at UC Santa Barbara, 3/25/17
5, at UC Santa Barbara, 3/25/17	Earned Runs	6, vs. Seattle U, 5/6/16
9, 2x, Last at UC Santa Barbara, 3/25/17	Hits	9, 2x, Last at UC Santa Barbara, 3/25/17
4, 2x, Last vs. UTRGV, 4/8/17	Walks	6, 2x, Last at Northern Colorado, 5/19/16
9, at Seattle U, 4/1/17	Strikeouts	12, at North Dakota, 5/14/16

Date	Opponent	CS	IP	H	R	ER	BB	SO	2B	3B	HR	WP	BK	HBP	IBB	Score	W/L	Sv	ERA	NP	
Feb 19	BRYANT	*	6.0	7	3	3	1	5	3	0	1	0	0	0	0	20-7	1-0	0	4.50	94	
Feb 26	MOUNT ST. MARY'S	*	2.1	0	0	0	0	2	0	0	0	0	0	0	0	29-1	1-0	0	3.24	22	
Mar 05	YALE	*	6.0	9	3	2	1	8	2	0	1	2	0	0	0	18-5	2-0	0	3.14	101	
Mar 11	at UTAH	*	6.0	6	5	4	3	7	2	0	0	1	0	1	0	1-5	2-1	0	3.98	113	
Mar 20	vs Benedictine at Mesa	*	3.2	5	1	1	1	8	1	0	0	0	0	0	0	10-7	3-1	0	3.75	65	
Mar 25	at UC Santa Barbara	*	5.0	9	6	4	1	7	1	1	0	1	0	1	0	0-8	3-2	0	4.34	105	
Apr 01	at Seattle University	*	7.0	4	4	4	4	9	0	0	1	2	1	1	0	8-5	4-2	0	4.50	113	
Apr 08	UT RIO GRANDE VAL	*	7.0	5	0	0	4	5	0	0	0	0	0	0	1	7-4	5-2	0	3.77	107	
Apr 14	at Sacramento State	*	9.0	2	1	1	1	6	9	0	0	0	0	0	1	1-2	5-2	0	3.29	121	
Totals			8	52.0	47	23	19	21	60	9	1	3	6	1	4	1	94-44	5-2	0	3.29	-

Renteria's Career Stats

Year	era	w-l	app	qs	cg	sho	sv	ip	h	r	er	bb	so	2b	3b	hr	bf	baavg	wp	hbp	bk	sfa	sha
2016	4.74	5-4	17	14	0	0/1	0	79.2	85	48	42	44	79	19	0	7	364	.285	16	9	4	2	11
2017	3.29	5-2	9	8	0	0/0	0	52.0	47	23	19	21	60	9	1	3	229	.234	6	4	1	2	1
TOTAL	4.17	10-6	26	22	0	0/1	0	131.2	132	71	61	65	139	28	1	10	593	.265	22	13	5	4	12



#28 JONATHAN GROFF

JUNIOR | LHP | L/L | 5-7 | 190
CASTROVILLE, TEXAS | TYLER CC | MEDINA VALLEY HS

Last Appearance: vs. New Mexico, 3/7/17


Last Started: vs. UTRGV, 4/9/17

2017 Season-High	Statistic	Career-High
8.1, at Utah, 3/12/17	Innings Pitched	8.1, at Utah, 3/12/17
6, at UC Santa Barbara, 3/26/17	Runs	6, at UC Santa Barbara, 3/26/17
5, at UC Santa Barbara, 3/26/17	Earned Runs	5, at UC Santa Barbara, 3/26/17
10, at UC Santa Barbara, 3/26/17	Hits	10, at UC Santa Barbara, 3/26/17
6, vs. Bryant, 2/17/17	Walks	6, vs. Bryant, 2/17/17
8, vs. Mount St. Mary's, 2/24/17	Strikeouts	8, vs. Mount St. Mary's, 2/24/17

Date	Opponent	CS	IP	H	R	ER	BB	SO	2B	3B	HR	WP	BK	HBP	IBB	Score	W/L	Sv	ERA	NP
Feb 17	BRYANT	*	4.0	2	4	4	6	4	1	0	0	1	0	0	0	3-6	0-1	0	9.00	86
Feb 24	MOUNT ST. MARY'S	*	6.0	6	2	2	2	8	1	1	0	1	0	0	0	13-2	1-1	0	5.40	105
Mar 03	YALE	*	6.1	6	3	2	1	6	0	0	0	1	0	0	0	1-3	1-2	0	4.41	99
Mar 07	vs New Mexico	*	1.0	1	3	0	0	0	0	0	1	0	0	0	0	2-8	1-2	0	4.15	21
Mar 12	at Utah	*	8.1	5	0	0	4	5	1	0	0	0	0	0	0	3-0	2-2	0	2.81	125
Mar 21	at Arizona	*	5.0	5	4	2	2	0	0	1	0	0	0	0	0	3-6	2-3	0	2.93	71
Mar 26	at UC Santa Barbara	*	6.0	10	6	5	1	5	4	1	0	0	0	0	0	2-7	2-4	0	3.68	93
Apr 02	at Seattle University	*	7.0	4	2	2	3	3	0	0	1	0	0	0	0	6-4	3-4	0	3.50	95
Apr 09	UT RIO GRANDE VAL	*	6.0	7	5	1	2	4	1	1	1	0	0	0	0	15-5	4-4	0	3.26	113
Apr 15	at Sacramento State	*	6.0	2	0	0	2	8	0	0	0	1	0	0	0	5-2	5-4	0	2.91	109
Totals			9	55.2	48	29	18	23	43	9	3	4	4	0	0	53-43	5-4	0	2.91	-

Groff's Career Stats

Year	ERA	W-L	app	qs	cg	sho	sv	ip	h	r	er	bb	so	2b	3b	hr	lf	brvc	wp	hbp	bk	sls	str	
2017	2.91	5-4	10	9	0	0/1	0	55.2	48	29	18	23	43	9	3	4	239	230	4	0	0	0	0	6
TOTAL	2.91	5-4	10	9	0	0/1	0	55.2	48	29	18	23	43	9	3	4	239	230	4	0	0	0	0	6



#29 DANTE MARTINEZ

FRESHMAN | LHP | L/L | 5-10 | 165
EL PASO, TEXAS | EL DORADO HS

Last Appearance: N/A

Last Started: N/A

2017 Season-High	Statistic	Career-High
	Innings Pitched	
	Runs	
	Earned Runs	
	Hits	
	Walks	
	Strikeouts	

Martinez's Career Stats

Year	W	L	SV	IP	H	R	ER	BB	SO	2B	3B	HR	WP	BK	HBP	IBB	Score	W/L	Sv	ERA	NP
2017																					
TOTAL																					





#32 KODY JONES

JUNIOR | LHP | L/L | 6-II | 210
PRESCOTT, ARIZ. | NEW MEXICO MILITARY INSTITUTE | BRADSHAW MOUNTAIN HS

Last Appearance: N/A

Last Started: N/A

2017 Season-High	Statistic	Career-High
	Innings Pitched	
	Runs	
	Earned Runs	
	Hits	
	Strikeouts	
	Walks	



#34 CARLOS ARELLANO

FRESHMAN | RHP | R/R | 5-10 | 155
CALEXICO, CALIF. | CALEXICO HS

Last Appearance: N/A

Last Started: N/A

2017 Season-High	Statistic	Career-High
	Innings Pitched	
	Runs	
	Earned Runs	
	Hits	
	Strikeouts	
	Walks	

Jones' Career Stats



#33 KEATON GRAF

JUNIOR | RHP | R/R | 6-2 | 195
WAERLY, MD. | JOHNSON COUNTY CC/COWLEY CC | SANTA FE HS

Last Appearance: vs. UTRGV, 4/8/17

Last Started: N/A

2017 Season-High	Statistic	Career-High
2.1, vs. Bryant (Game 2), 2/18/17	Innings Pitched	
2, 2x, Last vs. Benedictine at Mesa (Game I), 3/20/17	Runs	
2, 2x, Last vs. Benedictine at Mesa (Game I), 3/20/17	Earned Runs	
2, at Arizona State, 2/28/17	Hits	
2, 2x, Last vs. New Mexico, 3/7/17	Walks	
3, vs. #6 Texas Tech, 4/4/17	Strikeouts	

DATE	OPPONENT	GS	IP	H	R	ER	BB	SO	2B	3B	HR	WP	BK	HBP	IBB	Score	W-L	SV	ERA	WHIP
Feb 18	BRYANT-2	2.1	1	0	0	2	1	1	0	0	0	0	0	0	0	4-3	0-0	0	0.00	38
Feb 26	MOUNT ST. MARY'S-1	1.0	0	1	0	1	0	0	0	0	0	0	0	0	0	6-3	0-0	0	0.00	20
Feb 26	at Arizona State	0.2	2	2	2	2	0	0	0	0	0	2	0	0	0	5-12	0-0	0	4.50	28
Mar 03	YALE	0.2	1	0	0	1	0	0	0	0	0	0	0	0	0	1-3	0-0	0	3.86	9
Mar 07	vs New Mexico	1.0	0	0	0	2	2	0	0	0	1	0	0	0	0	2-8	0-0	0	3.18	27
Mar 20	vs Benedictine at Mesa	0.2	1	2	2	1	1	1	0	0	1	0	0	0	0	8-6	0-0	0	5.68	21
Mar 28	NEW MEXICO	1.0	0	1	1	1	3	0	0	0	0	0	0	0	0	3-5	0-0	0	6.14	21
Apr 01	at Seattle University	0.0	0	0	0	1	1	0	0	0	0	0	0	0	0	8-5	0-0	0	6.14	6
Apr 04	TEXAS TECH	1.0	0	0	0	0	3	0	0	0	0	0	1	0	0	4-15	0-0	0	5.40	22
Apr 08	UT RIO GRANDE VAL	0.0	0	1	1	2	0	0	0	0	0	0	0	0	0	7-4	0-0	0	6.48	12
Totals		0	8.1	5	7	6	13	10	2	0	0	4	0	1	0	48-64	0-0	0	6.48	-

Graf's Career Stats

Year	era	w-l	app	gs	cg	sho	sv	ip	h	r	er	bb	so	2b	3b	hr	bf	avg	wp	hbp	bk	sfa	sha
2017	6.48	0-0	10	0	0	0/0	0	8.1	5	7	6	13	10	2	0	0	44	.179	4	1	0	1	1
TOTAL	6.48	0-0	10	0	0	0/0	0	8.1	5	7	6	13	10	2	0	0	44	.179	4	1	0	1	1



#37 JOSEPH STANDLEY

FRESHMAN | LHP | L/L | 6-0 | 195
ALBUQUERQUE, N.M. | HOPE CHRISTIAN SCHOOL

Last Appearance: vs. New Mexico, 3/28/17

Last Started: N/A


2017 Season-High	Statistic	Career-High
2.0, vs. Mount St. Mary's (Game 2), 2/25/17	Innings Pitched	
4, at #21 Texas Tech, 2/21/17	Runs	
4, at #21 Texas Tech, 2/21/17	Earned Runs	
3, at #21 Texas Tech, 2/21/17	Hits	
1, 3x, Last at Utah, 3/11/17	Strikeouts	
2, 2x, Last at Arizona State, 2/28/17	Walks	

Date	Opponent	GS	IP	H	R	ER	BB	SO	2B	3B	HR	WP	BK	HBP	IBB	Score	W-L	SV	ERA	WHIP
Feb 17	BRYANT		1.0	1	0	0	0	1	0	0	0	0	0	0	0	3-6	0-0	0	0.00	13
Feb 18	BRYANT-2		1.0	2	0	0	0	0	1	0	0	0	0	0	0	4-3	1-0	0	0.00	10
Feb 21	at Texas Tech		0.2	4	4	2	0	0	0	0	1	1	0	0	0	1-16	1-0	0	13.50	30
Feb 25	MOUNT ST. MARY'S-		2.0	0	0	0	1	0	0	0	0	0	0	0	0	25-4	1-0	0	7.71	24
Feb 26	at Arizona State		0.0	0	2	2	2	0	0	0	0	0	0	0	0	5-12	1-0	0	11.57	10
Mar 11	at Utah		0.1	0	0	0	1	1	0	0	0	0	0	0	0	1-5	1-0	0	10.80	14
Mar 25	at UC Santa Barbara		0.1	1	0	0	0	0	0	0	0	0	0	0	0	0-8	1-0	0	10.12	4
Mar 28	NEW MEXICO		0.1	0	1	1	1	0	0	0	0	0	0	0	0	3-5	1-1	0	11.12	7
Totals		0	5.2	7	7	7	6	3	1	0	1	1	0	0	0	42-59	1-1	0	11.12	-

Standley's Career Stats

Year	era	w-l	app	gs	cg	sho	sv	ip	h	r	er	bb	so	2b	3b	hr	bf	bavg	wp	hbp	bk	sfa	sha
2017	11.12	1-1	8	0	0	0/0	0	5.2	7	7	7	6	3	1	0	1	28	368	1	0	0	1	2
TOTAL	11.12	1-1	8	0	0	0/0	0	5.2	7	7	7	6	3	1	0	1	28	368	1	0	0	1	2





#38 KYLE BRADISH

SOPHOMORE | RHP | R/R | 6-4 | 190
GOODYEAR, ARIZ. | MILLENNIUM HS

Last Appearance: N/A


Last Started: vs. UT Rio Grande Valley, 4/7/17

2017 Season-High	Statistic	Career-High
7.0, 7x, Last vs. UTRGV 4/7/17	Innings Pitched	7.0, 6x, Last vs. UTRGV, 4/7/17
3, 3x, Last at UC Santa Barbara, 3/24/17	Runs	6, vs. Stephen F. Austin, 3/4/16
3, vs. Yale (Game 1), 3/4/17	Earned Runs	5, 2x, Last vs. CSU Bakersfield, 5/27/16
8, vs. Yale (Game 1), 3/4/17	Hits	10, vs. Stephen F. Austin, 3/4/16
5, 2x, Last vs. Mount St. Mary's (Game 1), 2/25/17	Walks	7, at Grand Canyon, 4/9/16
8, at Seattle U, 3/31/17	Strikeouts	9, at Northern Colorado, 5/20/16

Date	Opponent	GS	IP	H	R	ER	BB	SO	2B	3B	HR	WP	BK	HBP	IBB	Score	W/L	Sv	ERA	NP
Feb 18	BRYANT-2	*	5.0	3	3	2	5	5	0	0	0	0	1	0	0	4-3	0-0	0	3.60	94
Feb 25	MOUNT ST. MARY'S-1	*	6.0	3	1	1	1	7	1	0	1	0	0	0	0	6-3	1-0	0	2.45	112
Mar 04	YALE-1	*	7.0	8	3	3	0	5	1	0	0	0	0	0	0	16-5	2-0	0	3.00	109
Mar 10	at Utah	*	6.0	5	1	1	1	6	0	0	1	1	0	0	0	1-5	2-0	0	2.62	99
Mar 20	vs Benedictine at Mesa	*	2.0	2	0	0	3	3	0	0	0	0	0	0	0	10-7	2-0	0	2.42	43
Mar 24	at UC Santa Barbara	*	6.0	6	3	2	4	5	2	0	0	2	0	1	0	7-3	3-0	0	2.53	111
Mar 31	at Seattle University	*	7.0	1	1	1	5	8	0	0	1	0	0	0	0	6-2	4-0	0	2.31	114
Apr 07	UT RIO GRANDE VAL	*	7.0	3	2	1	4	5	0	0	0	0	0	0	0	10-2	5-0	0	2.15	117
Apr 13	at Sacramento State	*	6.0	3	2	2	7	6	0	1	0	2	0	0	0	8-4	6-0	0	2.25	115
Totals		9	52.0	34	16	13	34	50	4	1	3	5	1	1	0	68-34	8-0	0	2.25	-

Bradish's Career Stats

Year	era	w-l	app	gs	cg	sho	sv	ip	h	r	er	bb	so	2b	3b	hr	bf	bavg	wp	hbp	bk	sfa	sha
2016	4.67	8-3	17	15	0	0/1	0	86.2	84	54	45	43	82	16	3	8	392	.257	19	15	1	2	5
2017	2.25	6-0	9	9	0	0/0	0	52.0	34	16	13	34	50	4	1	3	223	.183	5	1	1	0	2
TOTAL	3.76	14-3	26	24	0	0/1	0	138.2	118	70	58	77	132	20	4	11	615	.230	24	16	2	2	7



#39 MATTHEW PEREA

JUNIOR | LHP | L/L | 6-0 | 175
SOCORRO, TEXAS | DODGE CITY CC | CATHEDRAL HS

Last Appearance: vs. #6 Texas Tech


Last Started: N/A

2017 Season-High	Statistic	Career-High
2.0, vs. Mount St. Mary's, 2/26/17	Innings Pitched	2.0, vs. Mount St. Mary's, 2/26/17
3, vs. Bryant, 2/19/17	Runs	3, vs. Bryant, 2/19/17
3, vs. Bryant, 2/19/17	Earned Runs	3, vs. Bryant, 2/19/17
4, at #21 Texas Tech, 2/21/17	Hits	4, at #21 Texas Tech, 2/21/17
2, vs. #6 Texas Tech, 4/4/17	Walks	2, vs. #6 Texas Tech, 4/4/17
3, vs. Mount St. Mary's, 2/26/17	Strikeouts	3, vs. Mount St. Mary's, 2/26/17

Date	Opponent	GS	IP	H	R	ER	BB	SO	2B	3B	HR	WP	BK	HBP	IBB	Score	W/L	Sv	ERA	NP
Feb 17	BRYANT		0.0	0	1	1	1	0	0	0	0	0	0	0	0	3-6	0-0	0	9.99	00
Feb 19	BRYANT		1.0	3	3	3	0	1	0	0	1	0	0	0	0	20-7	0-0	0	36.00	20
Feb 21	at Texas Tech		1.0	4	1	1	0	1	0	0	0	0	0	0	0	1-16	0-0	0	22.50	26
Feb 26	MOUNT ST. MARY'S		2.0	0	0	0	0	3	0	0	0	0	0	0	0	29-1	0-0	0	11.25	28
Feb 28	at Arizona State		0.1	0	0	0	0	0	0	0	0	0	0	0	0	5-12	0-0	0	10.38	6
Mar 03	YALE		0.1	0	0	0	0	1	0	0	0	0	0	0	0	1-3	0-0	0	9.64	3
Mar 04	YALE-2		1.0	1	1	1	0	0	0	0	1	0	0	0	0	7-3	0-0	0	9.53	8
Mar 05	YALE		0.2	1	0	0	0	0	0	0	0	0	0	0	0	19-5	0-0	0	8.53	7
Mar 07	vs New Mexico		0.1	0	0	0	0	0	0	0	0	0	0	0	0	2-8	0-0	0	8.10	5
Mar 10	at Utah		1.0	3	2	2	0	0	0	0	2	0	0	0	0	1-6	0-1	0	9.39	14
Mar 14	at Brigham Young Univ.		0.0	1	1	1	0	0	0	0	0	0	0	0	0	8-6	0-1	0	10.57	2
Mar 21	at Arizona		0.0	0	0	0	1	0	0	0	0	0	0	0	0	3-6	0-1	0	10.57	5
Mar 28	NEW MEXICO		0.0	1	0	0	0	0	0	1	0	0	0	0	0	3-5	0-1	0	10.57	6
Apr 04	TEXAS TECH		1.0	2	1	1	2	2	0	0	0	1	0	0	0	4-15	0-1	0	10.38	37
Apr 15	at Sacramento State		0.0	1	1	0	0	0	0	0	0	0	0	0	0	5-2	0-1	0	10.38	4
Totals		0	8.2	17	10	10	4	9	1	1	4	1	0	1	0	110-100	0-1	0	10.38	-

Perea's Career Stats

Year	era	w-l	app	gs	cq	sho	sv	ip	h	r	er	bb	so	2b	3b	hr	bf	bavg	wp	hbp	bk	sf	sha
2017	10.38	0-1	15	0	0	0/0	0	8.2	17	10	10	4	9	1	1	4	48	415	1	1	0	1	1
TOTAL	10.38	0-1	15	0	0	0/0	0	8.2	17	10	10	4	9	1	1	4	48	415	1	1	0	1	1



#40 MATHEW MUNDEN

SOPHOMORE | RHP | R/R | 5-10 | 180
EL PASO, TEXAS | CORDONADO HS

Last Appearance: N/A


Last Started: N/A

2017 Season-High	Statistic	Career-High
.....	Innings Pitched	1.0, at Texas Tech, 3/2/16
.....	Runs	5, at Texas Tech, 3/2/16
.....	Earned Runs	3, at Texas Tech, 3/2/16
.....	Hits	4, at Texas Tech, 3/2/16
.....	Walks	1, at Texas Tech, 3/2/16
.....	Strikeouts	N/A

Date	Opponent	GS	IP	H	R	ER	BB	SO	2B	3B	HR	WP	BK	HBP	IBB	Score	W/L	Sv	ERA	NP					
2016			20.25	0-0	2	0	0	0	0	0	1.1	6	6	3	1	0	2	0	3	11	.600	1	0	0	0
TOTAL			20.25	0-0	2	0	0	0	0	0	1.1	6	6	3	1	0	2	0	3	11	.600	1	0	0	0

Munden's Career Stats

Year	era	w-l	app	gs	cq	sho	sv	ip	h	r	er	bb	so	2b	3b	hr	bf	bavg	wp	hbp	bk	sfa	sha
2016	20.25	0-0	2	0	0	0/0	0	1.1	6	6	3	1	0	2	0	3	11	.600	1	0	0	0	0
TOTAL	20.25	0-0	2	0	0	0/0	0	1.1	6	6	3	1	0	2	0	3	11	.600	1	0	0	0	0



#41 AUSTIN BRYAN

FRESHMAN | LHP | L/L | 5-10 | 185
SAHUJARITA, ARIZ. | SAHUJARITA HS

Last Appearance: vs. Mount St. Mary's, 2/26/17

Last Started: N/A

2017 Season-High	Statistic	Career-High
1.0, 2x, Last vs. Mount St. Mary's, 2/26/17	Innings Pitched	1.0, 2x, Last vs. Mount St. Mary's, 2/26/17
7, at #21 Texas Tech, 2/21/17	Runs	7, at #21 Texas Tech, 2/21/17
7, at #21 Texas Tech, 2/21/17	Earned Runs	7, at #21 Texas Tech, 2/21/17
5, at #21 Texas Tech, 2/21/17	Hits	5, at #21 Texas Tech, 2/21/17
2, vs. Mount St. Mary's, 2/26/17	Strikeouts	2, vs. Mount St. Mary's, 2/26/17
2, at #21 Texas Tech, 2/21/17	Walks	2, at #21 Texas Tech, 2/21/17

Date	Opponent	GS	IP	H	R	ER	BB	SO	2B	3B	HR	WP	BK	HBP	IBB	Score	W-L	Sv	ERA	NP
Feb 21	at Texas Tech		0.2	5	7	7	2	0	1	0	1	0	0	0	0	1-16	0-0	0	94.50	31
Feb 25	MOUNT ST. MARY'S-2		1.0	0	0	0	0	1	0	0	0	0	0	0	0	25-4	0-0	0	37.80	14
Feb 26	MOUNT ST. MARY'S		1.0	0	0	0	0	2	0	0	0	0	0	0	0	29-1	0-0	0	23.62	15
Totals		0	2.2	5	7	7	2	3	1	0	1	0	0	0	0	55-21	0-0	0	23.62	-

2017																								
			23.62	0-0	3	0	0	0	0	2.2	5	7	7	2	3	1	0	1	15	.385	0	0	0	0
TOTAL			23.62	0-0	3	0	0	0	0	2.2	5	7	7	2	3	1	0	1	15	.385	0	0	0	0

Brian's Career Stats

Year	era	w-l	app	gs	ip	h	r	er	bb	so	2b	3b	hr	bf	bavg	wp	hbp	bk	sfa	sho			
2017	23.62	0-0	3	0	0	0	0	0	2.2	5	7	7	2	3	1	0	1	15	.385	0	0	0	0
TOTAL	23.62	0-0	3	0	0	0	0	0	2.2	5	7	7	2	3	1	0	1	15	.385	0	0	0	0





FRESHMAN | LHP | L/L | 6-1 | 220
GILBERT, ARIZ. | CAMPO VERDE HS

Last Started: N/A

2017 Season-High.....	Statistic.....	Career-High.....
	Innings Pitched.....	
	Runs.....	
	Earned Runs.....	
	Hits.....	
	Strikeouts.....	
	Walks.....	

Williams' Career Stats



SENIOR | RHP | R/R | 5-11 | 165
ALBUQUERQUE, N.M. | LA CUEVA HS


Last Started: N/A

2017 Season-High.....	Statistic.....	Career-High.....
	Innings Pitched.....	31 vs. Towson, 2/21/16
	Runs.....	1 vs. Towson, 2/21/16
	Earned Runs.....	N/A
	Hits.....	2 vs. Towson, 2/21/16
	Walks.....	1 vs. Towson, 2/21/16
	Strikeouts.....	6 vs. Towson, 2/21/16


Worthen's Career Stats

Year	era	w1	app	qs	cq	sho	sv	tp	tr	f	er	do	so	do	so	tr	df	dang	wp	nipc	ok	sta	sta
2016	0.00	2.0	4	0	0	0/0	1	5.2	3	1	0	1	11	0	0	0	21	.176	0	2	0	0	1
TOTAL	0.00	2.0	4	0	0	0/0	1	5.2	3	1	0	1	11	0	0	0	21	.176	0	2	0	0	1

TV/PHOTO ROSTER




#1 | MARCUS STILL




#3 | GREG POPPYLISEN




#5 | BRENT SAKURAI



#6 | DAVID BELLAMY




#7 | CHRIS BUTCHER



#8 | ANDY FRAKES



#9 | JARON BALMAN



#10 | TREY STINE




#11 | LJ HATCH



#12 | CHRIS KUCKO



#13 | AUSTIN BOTELLO



#14 | GABE CASTILLO



#15 | STEVEN BUTTS



#16 | ALEX REYES




#17 | RUGER RODRIGUEZ



#18 | ROMAN TRUJILLO




#19 | CHANCE HROCH




#20 | DALTON SHALBERG




#21 | MATTHEW MCHUGH



#23 | DAN HETZEL



#24 | MARCEL RENTERIA



#25 | MASON FISHBACK




#26 | JASON BUSH



#27 | TRISTEN CARRANZA



#28 | JONATHAN GROFF



#29 | DANTE MARTINEZ



#32 | KODY JONES



#33 | KEATON GRAF



#34 | CARLOS ARELLANO



#35 | BRIAN KISER




#36 | JOEY ORTIZ




#37 | JOSEPH STANDLEY




#38 | KYLE BRADISH



#39 | MATTHEW PEREA



#40 | MATHEW MUNDEN



#41 | AUSTIN BRYAN



#44 | COOPER WILLIAMS



#50 | BRETT WORTHEN



HC | BRIAN GREEN



AC | JOEL MANGRUM



AC | TERRY DAVIS



VAC | JORDAN BECKER