

# TROY

## TROJANS



VS



### GAME FOUR

#### 2016 SCHEDULE

Date	Opponent	Time/Result
Sept. 3	Austin Peay (ESPN3)	W, 57-17
Sept. 10	at #2/2 Clemson (ACC/ESPN3)	L, 24-30
Sept. 17	at Southern Miss (BeIN)	W, 37-31
Sept. 24	* New Mexico State (ESPN3)	6 p.m.
Oct. 1	* at Idaho	4 p.m.
Oct. 15	* Georgia State	2:30 p.m.
Oct. 20	* at South Alabama (ESPNU)	6:30 p.m.
Nov. 5	UMass	TBA
Nov. 12	* Appalachian State	TBA
Nov. 17	* Arkansas State (ESPNU)	8:30 p.m.
Nov. 26	* at Texas State	3 p.m.
Dec. 3	* at Georgia Southern	12 p.m.

\* Sun Belt Conference Game / All times Central

#### TROY BY THE NUMBERS

**1** Rush of 20 yards or more allowed by Troy's defense this season, which is tied for seventh nationally

**2** Touchdowns by the Trojans on 4th-and-short; Jabir Frye rushed for a 66-yard TD (4th-and-1) at Clemson & Deondre Douglas caught a 34-yard TD (4th-and-2) at S. Miss

**4** Interceptions by the Trojan defense against Heisman Trophy candidate Deshaun Watson and Conference USA Player of the Year Nick Mullens

**4** Sacks allowed by the Troy offense line over the past nine games dating back to last season in 298 pass attempts (one every 74.5 attempts)

**5** Rushes of 30 or more yards this season by the Trojans is tied for the fifth most in the country

**9** Three-and-outs forced by the Troy defense at Southern Miss; Troy has forced opponents into 21 three-and-outs on 46 drives this season (45.7 percent) -- USM had three all season coming into the game

**23** Seconds between touchdowns for the Trojans in the first quarter at Southern Miss; it marked the quickest back-to-back touchdowns in Troy's FBS history

**55** Sun Belt Conference victories all-time by Troy, the most in the league since the Trojans joined in 2004

**103** Games coached by Neal Brown as a head coach and an offensive coordinator (Troy, Texas Tech & Kentucky); Brown's offenses have never been shutout in that span

**381** Rushing yards by Jordan Chunn are the most by a Troy player in the first three games of a season in school history

#### TROY TROJANS

Record: 2-1, 0-0 Sun Belt  
Head Coach: Neal Brown  
Career Record: 6-9 (2nd season)  
Record at Troy: 6-9 (2nd season)

#### NEW MEXICO STATE AGGIES

Record: 1-2, 0-0 Sun Belt  
Head Coach: Doug Martin  
Career Record: 37-84 (11th season)  
Record at NMSU: 8-31 (4th season)

#### GAME INFORMATION

Date: Sept. 24, 2016  
Time: 6 p.m.  
Location: Troy, Ala.  
Stadium: Veterans Memorial (30,000)  
TV: ESPN3  
Talent: Brett Dolan (PxP)  
Watson Brown (Analyst)

Radio: Troy Sports Radio Network  
Talent: Barry McKnight (PxP)  
Jerry Miller (Analyst)  
Chris Blackshear (Sideline)

#### SERIES

Series (Overall): 2-1  
Series in Troy: 1-0  
Series in Las Cruces: 1-1  
Neutral Site: 0-0  
Brown vs. New Mexico St.: 1-0



@TROYATHLETICS  
#RTW

#### DID YOU KNOW?

- Neal Brown is the fourth-youngest head coach at the FBS level. Brown turned 36 on March 11 ... only Memphis' Mike Norvell, Western Michigan's P.J. Fleck and Georgia Southern's Tyson Summers are younger

- The Trojans are 56-20 at home since moving to the FBS level in 2001

- Jabir Frye's 66-yard touchdown at Clemson was the longest rush by a freshman in Troy's Division I history
- Jordan Chunn ranks ninth nationally averaging 127.0 yards per game on the ground; Troy has played against the nation's No. 16 (Clemson) & No. 21 (Southern Miss) rush defenses

- Troy is one of just 23 teams to score in every trip inside the red zone this season (7-of-7) and the Trojans are eighth nationally scoring touchdowns in 85.7 percent of their trips (6-of-7)

- The 2015 Trojan defense held opposing offenses to 391.3 yards per game; it was the first time under 400 yards per game since 2008 ... it was an improvement of 62.8 yards from 2014

- Troy has scored 50+ points in three games under Neal Brown (15 overall games); the Trojans had done so just once in the previous 66 games

- Defensive coordinator Vic Koenning has coached six defenses (one at Troy and five at Clemson) that ranked in the top 20 in the country in total defense; his two North Carolina defense's ranked in the top 12 in tackles for loss

- Troy's defense already has five interceptions this season, which ranks 10th nationally; the Trojans had just six interceptions all of last season

- Troy held Deshaun Watson to a 35 QBR ... it was the first time in his career he had a QBR of less than 65

- Freshman quarterback Sawyer Smith threw a 47-yard touchdown pass on his first career attempt; he is the first QB in Troy's recorded history to do so

- Troy has adopted the motto #RebuildTheWall. The saying is crafted from Greek mythology and the Iliad. The city of Troy had a mighty wall that surrounded the city before it was eventually destroyed thanks to the Trojan Horse

- Troy Football built a wall around the Sun Belt with five straight league titles (2006-10) & is now looking to #RebuildTheWall under Neal Brown

#### TALE OF THE TAPE

	TROY	NMSU
<b>Offense</b>		
Points	118	96
Average	39.3	32.0
First Downs/Game	23.0	22.3
Total Offense	1401	1152
Average	467.0	384.0
Net Rushing	710	464
Average	236.7	154.7
Net Passing	691	688
Average	230.3	229.3
Pass Attempts	109	110
Complete	65	55
Interceptions	4	2
Fumbles/Lost	5/1	0/0
Sacks Allowed/Yds.	1/8	6/33
3rd Down	12/44 (27%)	21/47 (45%)
FG/Att.	5/7	5/5
Avg. TOP	32:13	25:21
Penalties	35-318	19-148
Average	106.0	49.3
<b>Defense</b>		
Points	78	131
Average	26.0	43.7
First Downs/Game	19.0	26.3
Total Defense	1089	1546
Average	363.0	515.3
Net Rushing	373	891
Average	124.3	297.0
Net Passing	716	655
Average	238.7	218.3
Pass Attempts	127	75
Complete	65	45
Interceptions	5	2
Fumble/Rec.	5/2	7/4
3rd Down	16/53 (30%)	19/37 (51%)
Sacks/Yds.	2/15	2/16

#### SUN BELT STANDINGS

	SBC	OVERALL	STK
Georgia Southern	2-0	3-0	W3
UL Lafayette	1-0	2-1	W2
<b>Troy</b>	<b>0-0</b>	<b>2-1</b>	<b>W1</b>
Texas State	0-0	1-1	L1
Appalachian State	0-0	1-2	L1
Idaho	0-0	1-2	L2
New Mexico State	0-0	1-2	L1
Arkansas State	0-0	0-3	L3
Georgia State	0-0	0-3	L3
ULM	0-1	1-2	L2
South Alabama	0-2	1-2	L2



## WHO TO CONTACT

**Adam Prendergast, Assistant AD/Media Relations** - All player, coach and administrator interview requests  
334-670-3832 (o) | 334-372-5555 (c) | adamp@troy.edu | @AdamP\_Troy

**Grace Bolin, Graduate Assistant** - Photo Requests  
334-670-3229 (o) | 251-214-5446 | gbolin@troy.edu | @GraceBolin

## TROY PRACTICE POLICIES

Troy's practices are open to the public including credentialed media as long as our policies are adhered to. Please contact Adam Prendergast in the Athletics Media Relations Office by 2 p.m. if you plan on coming to practice and then check in with a member of the Athletics Media Relations Office upon your arrival.

**What's Open:** Still and video photography is allowed; the use of Periscope or any other live streaming all is NOT allowed during practice. Any injuries sustained during the open portion of practice are asked to not be reported on until confirmed by the Troy medical staff.

Friday's walk-thru on home weeks is completely closed to the public and to the media. The Trojans will not go through a walk-thru on the road.

## NEAL BROWN INTERVIEW OPPORTUNITIES

### Sun Belt Conference Teleconference -- Monday 11:26 a.m.

This is the best opportunity for out-of-town media to ask Neal Brown questions about the upcoming week and any player feature stories. Brown is scheduled to be on the call at 11:26 a.m. every Monday morning -- please note that the conference sometimes runs early and late, so it is advised that media members be on the call at least five minutes early. For access to the teleconference, members of the media can call 212-812-4494, passcode 13599868. For quick access, go to <https://sportssystemspiderphone.com/13599868>. For more information about the Sun Belt Teleconference contact John McElwain at [mcelwain@sunbeltsports.org](mailto:mcelwain@sunbeltsports.org).

### Troy Weekly Press Luncheon -- Monday 11:45 a.m.

Neal Brown will hold his weekly media luncheon at 11:45 a.m. on Mondays on the fifth floor of the Veterans Memorial Stadium press box. Lunch will be served beginning at 11:30 a.m. Requested players and assistant coaches will be available following Brown's press conference. **PLAYER & COACH REQUESTS MUST BE MADE BY 5 P.M. ON SUNDAY.**

Audio and video of Brown's portion of the press conference will be posted to TroyTrojans.com Monday afternoon. HD video of the press conference will also be available for download; contact Adam Prendergast for details.

### Post Practice in Person

Neal Brown will be available after practice on Tuesday and Wednesday during the week to speak with the media.

### By Phone Via Appointment

Neal Brown will have limited availability to do phone interviews early in the week, however it is advised that all out-of-town media participate in the Sun Belt Teleconference as we **CAN NOT** guarantee phone availability. Contact the Troy Athletics Media Relations Office to schedule an interview.

## TROY AUDIO & VIDEO DOWNLOAD

All Troy football audio & video produced by the Troy Athletic Media Relations department is available for download. Video can be accessed via TroyTrojans.com/FootballVideo, while audio can be downloaded via TroyTrojans.com/Sound.

## CREDENTIALS

All credential requests for Troy home games must be completed online at TroyTrojans.com/Credentials. Please note that credentials will not be mailed via USPS within 10 days of a game.

## ON THE WEB

### TroyTrojans.com

The official online home of Troy Athletics, TroyTrojans.com, is the number one stop on the web for all the up to date information you need on the Trojan football team.

Schedules, results, rosters, bios, stats, general releases, game notes, depth chart and the 2016 Troy Football Media Guide can all be found at TroyTrojans.com

### sunbeltsports.org

The official online home of the Sun Belt Conference, sunbeltsports.org, has updated league standings, results, schedules and notes.

### collegepressbox.com

collegepressbox.com is the official media Web site for Sun Belt football. Access and download weekly game notes, quotes, stats, media guides and more for the conference and each of its nine member schools. Login information will be distributed to accredited media or you can apply for a password by sending an e-mail to [password@collegepressbox.com](mailto:password@collegepressbox.com). The following conferences are represented on collegepressbox.com -- ACC, American Athletic, Big 10, Big 12, C-USA, MAC, Mountain West, Pac 12, SEC, Sun Belt, WAC and four independents (Army, Navy, Notre Dame, BYU). The site also has logos and information for all of the NCAA bowl games and postseason awards.

### nmstatesports.com

This week's opponent's athletic website.

[Facebook.com/TroyAthletics](https://www.facebook.com/TroyAthletics)

[Twitter.com/TroyAthletics](https://twitter.com/TroyAthletics)

[Twitter.com/TroyTrojansFB](https://twitter.com/TroyTrojansFB)

## TROY vs. NEW MEXICO STATE GAME WEEK SCHEDULE

*Troy's Practices are Open to the Public and Media Unless Otherwise Noted*

SUNDAY	MONDAY	TUESDAY	WEDNESDAY	THURSDAY	FRIDAY	SATURDAY
No Practice No Interviews	<b>Sun Belt Conference Head Coach Teleconference</b> 11:26 a.m. -- See above for call-in information  <b>Troy Weekly Press Conference</b> 11:45 a.m. on 5th Floor of Veterans Memorial Stadium Press Box-- Player requests due Sunday by 5 p.m.  <b>Practice</b> 7:15 - 8:15 p.m. No Interviews	<b>Practice</b> 4:20 - 6 p.m. Player & Coach interviews after practice	<b>Practice</b> 3:45 - 5:30 p.m. Player & Coach interviews after practice	<b>Practice</b> 4:30 - 5:45 p.m. No Interviews  <b>Trojan Talk</b> 6 - 7 p.m. B Graves - Downtown Troy	<b>Practice</b> TBA No Interviews Practice Close	<b>Game Day</b> Troy vs. NM State 6 p.m. Neal Brown and selected players will be available in the Tine Davis Fieldhouse Auditorium following a 10-minute cooling off period



**OFFENSE****QUARTERBACK**

12	Brandon Silvers	6-3	214	Jr.	Orange Beach, Ala.
3	Sawyer Smith	6-3	210	Fr.	Cantonment, Fla.
18	Kaleb Barker	6-1	199	Fr.	Decatur, Ala.

**RUNNING BACK (F)**

38	Jordan Chunn	6-1	231	R-Jr.	Gurley, Ala.
33	Josh Anderson	5-11	251	Jr.	Douglasville, Ga.
5	Jabir Frye	5-7	170	Fr.	Pensacola, Fla.

**FULLBACK**

45	Zacc Weldon	6-0	233	R-Fr.	Skipperville, Ala.
----	-------------	-----	-----	-------	--------------------

**WIDE RECEIVER-X**

16	Ismail Saleem	5-8	172	So.	Montgomery, Ala.
88	Dominic Walker	6-2	213	Jr.	Orlando, Fla.

**WIDE RECEIVER-H**

15	Andre Flakes	5-8	195	Jr.	Milton, Fla.
11	Tavaris McCormick	5-10	180	Jr.	Biloxi, Miss.

**WIDE RECEIVER-Y**

80	Deondre Douglas	6-1	204	So.	Madison, Ala.
10	Richard Hallman	6-2	201	R-Fr.	Powder Springs, Ga.
17	Sam Letton	6-2	215	Fr.	Marietta, Ga.

**WIDE RECEIVER-Z**

8	Emanuel Thompson	6-1	202	Jr.	Clayton, Ala.
19	Adarius Wesley	6-0	196	Fr.	Montgomery, Ala.
7	Hiram Velez	5-8	173	Jr.	Adairsville, Ga.

**TIGHT END**

42	Gabe Hill	6-2	232	So.	Birmingham, Ala.
----	-----------	-----	-----	-----	------------------

**LEFT TACKLE**

53	Antonio Garcia	6-7	302	Sr.	Atlanta, Ga.
78	Kirk Kelley	6-4	330	R-Fr.	Marrero, La.

**LEFT GUARD**

67	Steven Rowzee	6-3	320	Jr.	Chicago Heights, Ill.
54	Tristan Crowder	6-4	323	Fr.	Carrollton, Ga.

**CENTER**

57	Deontae Crumitie	6-2	282	So.	Lake City, Fla.
69	J.L. Gaston	6-4	290	Fr.	Monroeville, Ala.

**RIGHT GUARD**

77	Xavier Fields	6-5	341	Sr.	Montgomery, Ala.
66	Taylor Edwards	6-4	300	Jr.	Water Valley, Miss.

**RIGHT TACKLE**

72	Tyler Lassiter	6-6	302	Sr.	Hazel Green, Ala.
75	James Peach	6-5	299	R-Fr.	Brewton, Ala.

**DEFENSE****DEFENSIVE END**

44	Junior Gnonkonde	6-4	260	Sr.	Lakeland, Ga.
11	Uvakeious McGhee	6-4	249	R-Fr.	Montgomery, Ala.
48	Marcus Webb	6-3	245	Fr.	Decatur, Ala.

**DEFENSIVE TACKLE**

30	Jamal Stadom	6-2	265	Jr.	Melbourne, Fla.
94	Seth Calloway	6-3	266	Jr.	Ariton, Ala.

**NOSE GUARD**

97	Baron Poole II	6-2	295	Jr.	Decatur, Ga.
90	Trevon Sanders	6-0	315	So.	Charleston, S.C.
95	Michael Robinson	6-3	324	Fr.	Auburn, Ala.

**BANDIT**

7	Rashad Dillard	6-1	255	Sr.	Greer, S.C.
5	Sam Lebbie	6-3	251	Jr.	Washington, D.C.
50	Zo Bridges	6-2	214	Fr.	Opelika, Ala.

**WILL LINEBACKER**

23	William Lloyd	6-0	215	Sr.	Rosedale, Miss.
21	Demetrius Cain	6-1	220	Sr.	Hazlehurst, Miss.

**MIKE LINEBACKER**

13	Justin Lucas	5-10	227	Sr.	Aberdeen, Miss.
20	Terris Lewis	6-2	225	Sr.	Linden, Ala.

**SPEAR**

10	Tyquae Russell	6-1	202	Jr.	Oklahoma City, Okla.
25	Josh Marshall	5-11	183	Sr.	Lawrenceville, Ga.

**CORNERBACK**

9	Jalen Harris	6-0	182	Jr.	Dothan, Ala.
6	Jawon McDowell	6-0	180	R-Fr.	Mobile, Ala.
18	Blace Brown	6-0	182	R-Jr.	Canton, Ga.

**CAT SAFETY**

3	Kris Weatherspoon	6-2	202	Jr.	Natchez, Miss.
34	Robert Johnson	6-0	196	So.	Hueytown, Ala.

**FREE SAFETY**

24	Cedarius Rookard	6-1	209	So.	Spartanburg, S.C.
12	Melvin Tyus	5-10	214	R-Fr.	Montgomery, Ala.

**CORNERBACK**

4	Kamryn Melton	5-10	185	Jr.	Dothan, Ala.
22	Jalen Rountree	5-11	177	Sr.	Warner Robins, Ga.

**SPECIAL TEAMS****KICKER**

99	Ryan Kay	6-2	222	Sr.	Jonesboro, Ga.
----	----------	-----	-----	-----	----------------

**KICKOFF SPECIALIST**

43	Bratcher Underwood	5-9	160	So.	Dothan, Ala.
98	Tyler Sumpter	5-10	240	Fr.	Hoover, Ala.

**PUNTER**

99	Ryan Kay	6-2	222	Sr.	Jonesboro, Ga.
98	Tyler Sumpter	5-10	240	Fr.	Hoover, Ala.

**SHORT SNAPPER (FG/XP)**

63	Justin Fuller	5-11	253	Sr.	Luverne, Ala.
73	Taylor Polk	6-2	240	Sr.	Demopolis, Ala.

**LONG SNAPPER (PUNT)**

73	Taylor Polk	6-2	240	Sr.	Demopolis, Ala.
63	Justin Fuller	5-11	253	Jr.	Luverne, Ala.

**HOLDER**

18	Kaleb Barker	6-1	199	Fr.	Decatur, Ala.
2	John Johnson	5-11	187	Jr.	Troy, Ala.

**KICKOFF RETURNER**

5	Jabir Frye	5-7	170	Fr.	Pensacola, Fla.
80	Deondre Douglas	6-1	204	So.	Madison, Ala.

**PUNT RETURNER**

24	Cedarius Rookard	6-1	209	So.	Spartanburg, S.C.
15	Andre Flakes	5-8	195	Jr.	Milton, Fla.

Projected Starters in **BOLD**



# GAME FOUR | NUMERICAL ROSTER

No.	Name	Pos.	Ht.	Wt.	Yr.	Exp.	Hometown/Last School
2	John Johnson	WR	5-11	187	Jr.	2L	Troy, Ala. / Charles Henderson HS
3	Kris Weatherspoon	S	6-2	202	Jr.	TR	Natchez, Miss. / Hinds CC
3	Sawyer Smith	QB	6-3	210	Fr.	HS	Cantonment, Fla. / Tate HS
4	Kamryn Melton	CB	5-10	185	Jr.	TR	Dothan, Ala. / Auburn
5	Sam Lebbie	BAN	6-3	251	Jr.	2L	Washington D.C. / DeMatha Catholic HS
5	Jabir Frye	RB	5-7	170	Fr.	HS	Pensacola, Fla. / Escambia HS
6	Jawon McDowell	CB	6-0	180	R-Fr.	1L	Mobile, Ala. / UMS-Wright Prep HS
7	Rashad Dillard	BAN	6-1	255	Sr.	2L	Greer, S.C. / Coffeyville CC
7	Hiram Velez	WR	5-8	173	Jr.	TR	Adairsville, Ga. / Scottsdale CC
8	Emanuel Thompson	WR	6-1	202	Jr.	2L	Clayton, Ala. / Barbour County HS
9	Jalen Harris	CB	6-0	188	Jr.	2L	Dothan, Ala. / Northview HS
10	Richard Hallman	WR	6-2	189	R-Fr.	RS	Powder Springs, Ga. / Hillgrove HS
10	Tyquae Russell	SPR	6-1	202	Jr.	TR	Oklahoma City, Okla. / Northeastern Okla. A&M
11	Uvakeious McGhee	DE	6-4	249	R-Fr.	RS	Montgomery, Ala. / Jeff Davis HS
11	Tevaris McCormick	WR	5-10	180	Jr.	TR	Biloxi, Miss. / Mississippi Gulf Coast CC
12	Brandon Silvers	QB	6-3	214	Jr.	2L	Orange Beach, Ala. / Gulf Shores HS
12	Melvin Tyus	S	5-10	214	R-Fr.	RS	Montgomery, Ala. / Carver HS
13	Justin Lucas	LB	5-10	227	Sr.	1L	Aberdeen, Miss. / East Mississippi CC
14	Nyck Young	WR	6-1	203	Sr.	2L	Homewood, Ala. / Victor Valley CC
15	Andre Flakes	WR	5-8	195	Jr.	2L	Milton, Fla. / Milton HS
16	Ismail Saleem	WR	5-8	172	So.	1L	Montgomery, Ala. / Carver HS
17	Sam Letton	WR	6-2	215	Fr.	HS	Marietta, Ga. / Walton HS
18	Kaleb Barker	QB	6-1	199	Fr.	HS	Decatur, Ala. / Priceville HS
18	Blace Brown	CB	6-0	182	R-Jr.	1L	Canton, Ga. / Cherokee HS
19	Adarius Wesley	WR	6-0	196	Fr.	HS	Montgomery, Ala. / Jeff Davis HS
20	Terris Lewis	LB	6-2	225	Sr.	3L	Linden, Ala. / Linden HS
20	Tray Eafford	WR	6-0	195	Fr.	HS	Leesburg, Ga. / Lee County HS
21	Demetrius Cain	LB	6-1	220	Sr.	1L	Hazlehurst, Miss. / East Mississippi CC
22	Jalen Rountree	CB	5-11	177	Sr.	1L	Warner Robins, Ga. / Coffeyville CC
23	William Lloyd	LB	6-0	215	Sr.	1L	Rosedale, Miss. / East Mississippi CC
24	Cedarius Rookard	S	6-1	209	So.	1L	Spartanburg, S.C. / Spartanburg HS
25	Josh Marshall	SPR	5-11	189	Sr.	1L	Lawrenceville, Ga. / Iowa Central CC
26	B.J. Smith	RB	5-9	190	Fr.	HS	Millbrook, Ala. / Stanhope Elmore HS
27	Jai Nunn-Liddell	CB	6-2	190	Fr.	HS	Mableton, Ga. / Pebblebrook HS
27	Jamarius Henderson	RB	5-11	210	So.	TR	Midland City, Ala. / Memphis
28	Alvin Bryant	WR	5-10	175	Fr.	HS	Orlando, Fla. / Dr. Phillips HS
29	Tron Folsom	LB	6-2	213	R-Fr.	RS	Alma, Ga. / Bacon County HS
30	Jamal Stodom	DT	6-2	265	Jr.	2L	Melbourne, Fla. / Melbourne HS
31	A.J. Smiley	SPR	6-3	203	So.	1L	Hoover, Ala. / Spain Park HS
32	Marcus Anderson	RB	5-10	210	R-So.	TR	Killeen, Texas / Navarro College
33	Josh Anderson	RB	5-11	251	Jr.	2L	Douglasville, Ga. / South Paulding HS
34	Robert Johnson	S	6-0	196	So.	1L	Hueytown, Ala. / Hueytown HS
35	Doug Salter	LB	5-11	228	R-Fr.	RS	Brantley, Ala. / Brantley HS
36	Jeremiah Jones	SPR	5-11	186	Fr.	HS	Bessemer, Ala. / Bessemer City HS
37	Nick Manuel	SPR	5-11	185	So.	SQ	Fairhope, Ala. / Fairhope HS
38	Jordan Chunn	RB	6-1	231	R-Jr.	3L	Gurley, Ala. / Madison County HS
39	Dondrell Harris	LB	6-0	209	Jr.	2L	Panama City, Fla. / Rutherford HS
40	Antione Barker	DE	6-3	245	R-Fr.	RS	Pensacola, Fla. / Pensacola Catholic HS
41	Terrance Corbett	BAN	6-4	215	Fr.	HS	Athens, Ala. / East Limestone HS
42	Kyler Knudsen	S	6-4	195	R-Fr.	RS	Sugar Hill, Ga. / North Gwinnett HS
42	Gabe Hill	TE	6-2	240	So.	1L	Birmingham, Ala. / Gardendale HS
43	Bratcher Underwood	K	5-9	160	So.	1L	Dothan, Ala. / Houston Academy
44	Junior Gnonkonde	DE	6-4	260	Sr.	TR	Lakeland, Ga. / North Carolina
45	Zacc Weldon	FB	6-0	233	R-Fr.	RS	Skipperville, Ala. / G.W. Long HS
46	Walter Pritchett	LB	6-2	217	Fr.	HS	Phenix City, Ala. / Central HS
47	Hunter Reese	BAN	6-1	210	So.	1L	Wetumpka, Ala. / Wetumpka HS
48	Marcus Webb	DE	6-3	245	Fr.	HS	Decatur, Ala. / Austin HS
50	Zo Bridges	BAN	6-2	214	Fr.	HS	Opelika, Ala. / Opelika HS
52	Damien Kemp	OL	6-6	294	R-Fr.	RS	Greensboro, Ga. / Greene County HS
53	Antonio Garcia	OL	6-7	302	Sr.	3L	Atlanta, Ga. / Charles Drew HS
54	Tristan Crowder	OL	6-4	323	Fr.	HS	Carrollton, Ga. / Carrollton HS

No.	Name	Pos.
33	Josh Anderson	RB
32	Marcus Anderson	RB
40	Antione Barker	DE
18	Kaleb Barker	QB
65	Dylan Bradshaw	OL
70	Zach Branner	OL
50	Zo Bridges	BAN
18	Blace Brown	CB
28	Alvin Bryant	WR
21	Demetrius Cain	LB
64	Ethan Calhoun	OL
94	Seth Calloway	DT
38	Jordan Chunn	RB
89	Cason Cook	TE
41	Terrance Corbett	BAN
54	Tristan Crowder	OL
57	Deontae Crumitie	OL
84	Sidney Davis	WR
7	Rashad Dillard	BAN
80	Deondre Douglas	WR
59	Jay Dye	OL
20	Tray Eafford	WR
66	Taylor Edwards	OL
77	Xavier Fields	OL
15	Andre Flakes	WR
29	Tron Folsom	LB
5	Jabir Frye	RB
63	Justin Fuller	LS
53	Antonio Garcia	OL
69	J.L. Gaston	OL
44	Junior Gnonkonde	DE
10	Richard Hallman	WR
39	Dondrell Harris	LB
9	Jalen Harris	CB
27	Jamarius Henderson	RB
58	Aaron Herring	OL
42	Gabe Hill	TE
79	Case Hillier	OL
2	John Johnson	WR
34	Robert Johnson	S
36	Jeremiah Jones	SPR
99	Ryan Kay	K/P
78	Kirk Kelley	OL
52	Damien Kemp	OL
42	Kyler Knudsen	S
72	Tyler Lassiter	OL
5	Sam Lebbie	BAN
17	Sam Letton	WR
20	Terris Lewis	LB
23	William Lloyd	LB
13	Justin Lucas	LB
91	Kelvin Lucky	DE
37	Nick Manuel	SPR
25	Josh Marshall	SPR
11	Tevaris McCormick	WR
6	Jawon McDowell	CB
11	Uvakeious McGhee	DE
4	Kamryn Melton	CB
27	Jai Nunn-Liddell	CB
75	James Peach	OL
82	KE'Marvin Pitts	WR



# NUMERICAL ROSTER | GAME FOUR

No.	Name	Pos.	Ht.	Wt.	Yr.	Exp.	Hometown/Last School
57	Deontae Crumitie	OL	6-2	282	So.	1L	Lake City, Fla. / Columbia HS
58	Aaron Herring	OL	6-4	320	Jr.	1L	Alachua, Fla. / Santa Fe HS
59	Jay Dye	OL	6-2	275	So.	1L	Waynesboro, Ga. / Burke County HS
63	Justin Fuller	LS	5-11	253	Sr.	1L	Luverne, Ala. / Crenshaw Christian Academy
64	Ethan Calhoun	OL	6-1	285	So.	SQ	Phenix City, Ala. / Kansas State
65	Dylan Bradshaw	OL	6-2	312	Fr.	HS	Enterprise, Ala. / Enterprise HS
66	Taylor Edwards	OL	6-4	300	Jr.	2L	Water Valley, Miss. / Water Valley HS
67	Steven Rowzee	OL	6-3	320	Jr.	TR	Chicago Heights, Ill. / Eastern Arizona
69	J.L. Gaston	OL	6-4	290	Fr.	HS	Monroeville, Ala. / Monroe Academy
70	Zach Branner	OL	6-5	309	R-Fr.	RS	Huntsville, Ala. / Buckhorn HS
72	Tyler Lassiter	OL	6-6	302	Sr.	3L	Hazel Green, Ala. / Hazel Green HS
73	Taylor Polk	LS	6-2	240	Sr.	1L	Demopolis, Ala. / Demopolis HS
75	James Peach	OL	6-5	299	R-Fr.	RS	Brewton, Ala. / T.R. Miller HS
77	Xavier Fields	OL	6-5	341	Sr.	3L	Montgomery, Ala. / Stanhope Elmore HS
78	Kirk Kelley	OL	6-4	330	R-Fr.	RS	Marrero, La. / John Ehret HS
79	Case Hillier	OL	6-5	270	Jr.	1L	Mobile, Ala. / St. Paul's HS
80	Deondre Douglas	WR	6-1	204	So.	1L	Madison, Ala. / Bob Jones HS
82	KE'Marvin Pitts	WR	5-6	155	Jr.	1L	Albany, Ga. / Deerfield Windsor HS
84	Sidney Davis	WR	5-11	215	So.	TR	Natchez, Miss. / Southwest Mississippi CC
86	Justin Wyatt	WR	6-2	195	So.	TR	Suwanee, Ga. / Pierce College
88	Dominic Walker	WR	6-2	213	Jr.	TR	Orlando, Fla. / Itawamba CC
89	Cason Cook	TE	6-4	265	Fr.	HS	Linden, Ala. / Marengo Academy
90	Trevon Sanders	DT	6-0	315	So.	1L	Charleston, S.C. / Garrett Academy Tech HS
91	Kelvin Lucky	DE	6-4	220	Fr.	HS	Elmore, Ala. / Edgewood Academy
93	Bryan Slater	DT	6-2	276	Jr.	2L	Mobile, Ala. / St. Paul's HS
94	Seth Calloway	DT	6-3	266	Jr.	2L	Ariton, Ala. / Ariton HS
95	Michael Robinson	DT	6-3	324	Fr.	HS	Auburn, Ala. / Auburn HS
97	Baron Poole	DT	6-2	295	Jr.	TR	Decatur, Ga. / Hinds CC
98	Tyler Sumpter	K/P	5-10	240	Fr.	HS	Hoover, Ala. / Spain Park HS
99	Ryan Kay	K/P	6-2	222	Sr.	3L	Jonesboro, Ga. / Dutchtown HS

No.	Name	Pos.
73	Taylor Polk	LS
97	Baron Poole	DT
46	Walter Pritchett	LB
47	Hunter Reese	BAN
95	Michael Robinson	DT
24	Cedarius Rookard	S
22	Jalen Rountree	CB
67	Steven Rowzee	OL
10	Tyquae Russell	SPR
16	Ismail Saleem	WR
35	Doug Salter	LB
90	Trevon Sanders	DT
12	Brandon Silvers	QB
93	Bryan Slater	DT
31	A.J. Smiley	SPR
26	B.J. Smith	RB
3	Sawyer Smith	QB
30	Jamal Stadom	DT
98	Tyler Sumpter	K/P
8	Emanuel Thompson	WR
12	Melvin Tyus	S
43	Bratcher Underwood	K
7	Hiram Velez	WR
88	Dominic Walker	WR
3	Kris Weatherspoon	S
48	Marcus Webb	DE
45	Zacc Weldon	FB
19	Adarius Wesley	WR
86	Justin Wyatt	WR
14	Nyck Young	WR

## PRONUNCIATION GUIDE

<b>COACHES</b>	<b>Uvakeious McGhee</b>
<b>Kenny Edenfield</b>	you-VAW-kee-us
ED-in-field	
<b>PLAYERS</b>	<b>Jai Nunn-Liddell</b>
<b>Deontae Crumitie</b>	j-EYE
d-ON-tay CRUM-uh-tee	
<b>Jabir Frye</b>	<b>Steven Rowzee</b>
ja-BEER FRY	ROW(rhymes with cow)-zee
<b>Junior Gnonkonde</b>	<b>Tyquae Russell</b>
yawn-CON-day	tie-KWAY
<b>Kyler Knudson</b>	<b>Ismail Saleem</b>
kuh-NUD-sun	ISH-mail
<b>Sam Lebbie</b>	<b>Jamal Stadom</b>
LEBB-e	STAY-dum
<b>Jawon McDowell</b>	<b>Melvin Tyus</b>
ja-WAHN	TIE-us
<b>Tavaris McCormick</b>	<b>Hiram Velez</b>
tuh-VAR-us	HI-rum vuh-LEZ

## IN-SEASON BIRTHDAYS

Nick Manuel	Aug. 26 (20)	Jeremiah Jones	Nov. 6 (19)
Richard Hallman	Aug. 26 (19)	Bratcher Underwood	Nov. 7 (21)
Terris Lewis	Aug. 27 (23)	Damien Kemp	Nov. 8 (21)
Robert Johnson	Sept. 1 (20)	Justin Lucas	Nov. 10 (22)
Marcus Webb	Sept. 4 (19)	John Johnson	Nov. 21 (21)
Tyler Lassiter	Sept. 5 (23)	Josh Anderson	Nov. 25 (22)
Ismail Saleem	Sept. 5 (19)	Tyler Sumpter	Nov. 25 (19)
* Cornelius Williams	Sept. 6 (29)	Kamryn Melton	Nov. 25 (23)
Deondre Douglas	Sept. 9 (20)	Baron Poole	Nov. 28 (22)
<b>Ethan Calhoun</b>	<b>Sept. 10 (21)</b>		
* Al Pogue	Sept. 14 (42)		
Zo Bridges	Sept. 14 (19)		
Johnathan Boring	Sept. 19 (22)		
James Peach	Sept. 19 (20)		
Bryan Slater	Sept. 19 (22)		
Kylie Murphy	Sept. 23 (24)		
<b>Jalen Rountree</b>	<b>Sept. 24 (23)</b>		
Sawyer Smith	Sept. 26 (19)		
Tron Folsom	Sept. 27 (20)		
Grace Bolin (SID)	Sept. 28 (23)		
Andre Flakes	Oct. 5 (22)		
Kris Weatherspoon	Oct. 6 (22)		
Adarius Wesley	Oct. 11 (19)		
Hiram Velez	Oct. 12 (22)		
* Matt Moore	Oct. 18 (44)		
Ryan Kay	Oct. 19 (24)		
Dominic Walker	Oct. 22 (21)		
Uvakeious McGhee	Oct. 23 (20)		
Case Hillier	Oct. 24 (22)		
William Lloyd	Oct. 24 (22)		
Emanuel Thompson	Oct. 30 (21)		
<b>Zach Branner</b>	<b>Nov. 5 (20)</b>		

\* Denotes Coaching Staff Member

**Bold signifies game day**



# GAME FOUR | ALPHABETICAL ROSTER

No.	Name	Pos.	Ht.	Wt.	Yr.	Exp.	Hometown/Last School
33	Josh Anderson	RB	5-11	251	Jr.	2L	Douglasville, Ga. / South Paulding HS
32	Marcus Anderson	RB	5-10	210	R-So.	TR	Killeen, Texas / Navarro College
40	Antione Barker	DE	6-3	245	R-Fr.	RS	Pensacola, Fla. / Pensacola Catholic HS
18	Kaleb Barker	QB	6-1	199	Fr.	HS	Decatur, Ala. / Priceville HS
65	Dylan Bradshaw	OL	6-2	312	Fr.	HS	Enterprise, Ala. / Enterprise HS
70	Zach Branner	OL	6-5	309	R-Fr.	RS	Huntsville, Ala. / Buckhorn HS
50	Zo Bridges	BAN	6-2	214	Fr.	HS	Opelika, Ala. / Opelika HS
18	Blace Brown	CB	6-0	182	R-Jr.	1L	Canton, Ga. / Cherokee HS
28	Alvin Bryant	WR	5-10	175	Fr.	HS	Orlando, Fla. / Dr. Phillips HS
21	Demetrius Cain	LB	6-1	220	Sr.	1L	Hazlehurst, Miss. / East Mississippi CC
64	Ethan Calhoun	OL	6-1	285	So.	SQ	Phenix City, Ala. / Kansas State
94	Seth Calloway	DT	6-3	266	Jr.	2L	Ariton, Ala. / Ariton HS
38	Jordan Chunn	RB	6-1	231	R-Jr.	3L	Gurley, Ala. / Madison County HS
89	Cason Cook	TE	6-4	265	Fr.	HS	Linden, Ala. / Marengo Academy
41	Terrance Corbett	BAN	6-4	215	Fr.	HS	Athens, Ala. / East Limestone HS
54	Tristan Crowder	OL	6-4	323	Fr.	HS	Carrollton, Ga. / Carrollton HS
57	Deontae Crumitie	OL	6-2	282	So.	1L	Lake City, Fla. / Columbia HS
84	Sidney Davis	WR	5-11	215	So.	TR	Natchez, Miss. / Southwest Mississippi CC
7	Rashad Dillard	BAN	6-1	255	Sr.	2L	Greer, S.C. / Coffeyville CC
80	Deondre Douglas	WR	6-1	204	So.	1L	Madison, Ala. / Bob Jones HS
59	Jay Dye	OL	6-2	275	So.	1L	Waynesboro, Ga. / Burke County HS
20	Tray Eafford	WR	6-0	195	Fr.	HS	Leesburg, Ga. / Lee County HS
66	Taylor Edwards	OL	6-4	300	Jr.	2L	Water Valley, Miss. / Water Valley HS
77	Xavier Fields	OL	6-5	341	Sr.	3L	Montgomery, Ala. / Stanhope Elmore HS
15	Andre Flakes	WR	5-8	195	Jr.	2L	Milton, Fla. / Milton HS
29	Tron Folsom	LB	6-2	213	R-Fr.	RS	Alma, Ga. / Bacon County HS
5	Jabir Frye	RB	5-7	170	Fr.	HS	Pensacola, Fla. / Escambia HS
63	Justin Fuller	LS	5-11	253	Sr.	1L	Luverne, Ala. / Crenshaw Christian Academy
53	Antonio Garcia	OL	6-7	302	Sr.	3L	Atlanta, Ga. / Charles Drew HS
69	J.L. Gaston	OL	6-4	290	Fr.	HS	Monroeville, Ala. / Monroe Academy
44	Junior Gnonkonde	DE	6-4	260	Sr.	TR	Lakeland, Ga. / North Carolina
10	Richard Hallman	WR	6-2	189	R-Fr.	RS	Powder Springs, Ga. / Hillgrove HS
39	Dondrell Harris	LB	6-0	209	Jr.	2L	Panama City, Fla. / Rutherford HS
9	Jalen Harris	CB	6-0	188	Jr.	2L	Dothan, Ala. / Northview HS
27	Jamarius Henderson	RB	5-11	210	So.	TR	Midland City, Ala. / Memphis
58	Aaron Herring	OL	6-4	320	Jr.	1L	Alachua, Fla. / Santa Fe HS
42	Gabe Hill	TE	6-2	240	So.	1L	Birmingham, Ala. / Gardendale HS
79	Case Hillier	OL	6-5	270	Jr.	1L	Mobile, Ala. / St. Paul's HS
2	John Johnson	WR	5-11	187	Jr.	2L	Troy, Ala. / Charles Henderson HS
34	Robert Johnson	S	6-0	196	So.	1L	Hueytown, Ala. / Hueytown HS
36	Jeremiah Jones	SPR	5-11	186	Fr.	HS	Bessemer, Ala. / Bessemer City HS
99	Ryan Kay	K/P	6-2	222	Sr.	3L	Jonesboro, Ga. / Dutchtown HS
78	Kirk Kelley	OL	6-4	330	R-Fr.	RS	Marrero, La. / John Ehret HS
52	Damien Kemp	OL	6-6	294	R-Fr.	RS	Greensboro, Ga. / Greene County HS
42	Kyler Knudsen	S	6-4	195	R-Fr.	RS	Sugar Hill, Ga. / North Gwinnett HS
72	Tyler Lassiter	OL	6-6	302	Sr.	3L	Hazel Green, Ala. / Hazel Green HS
5	Sam Lebbie	BAN	6-3	251	Jr.	2L	Washington D.C. / DeMatha Catholic HS
17	Sam Letton	WR	6-2	215	Fr.	HS	Marietta, Ga. / Walton HS
20	Terris Lewis	LB	6-2	225	Sr.	3L	Linden, Ala. / Linden HS
23	William Lloyd	LB	6-0	215	Sr.	1L	Rosedale, Miss. / East Mississippi CC
13	Justin Lucas	LB	5-10	227	Sr.	1L	Aberdeen, Miss. / East Mississippi CC
91	Kelvin Lucky	DE	6-4	220	Fr.	HS	Elmore, Ala. / Edgewood Academy
37	Nick Manuel	SPR	5-11	185	So.	SQ	Fairhope, Ala. / Fairhope HS
25	Josh Marshall	SPR	5-11	189	Sr.	1L	Lawrenceville, Ga. / Iowa Central CC
11	Tevaris McCormick	WR	5-10	180	Jr.	TR	Biloxi, Miss. / Mississippi Gulf Coast CC
6	Jawon McDowell	CB	6-0	180	R-Fr.	1L	Mobile, Ala. / UMS-Wright Prep HS
11	Uvakeious McGhee	DE	6-4	249	R-Fr.	RS	Montgomery, Ala. / Jeff Davis HS
4	Kamryn Melton	CB	5-10	185	Jr.	TR	Dothan, Ala. / Auburn
27	Jai Nunn-Liddell	CB	6-2	190	Fr.	HS	Mableton, Ga. / Pebblebrook HS
75	James Peach	OL	6-5	299	R-Fr.	RS	Brewton, Ala. / T.R. Miller HS
82	KE' Marvin Pitts	WR	5-6	155	Jr.	1L	Albany, Ga. / Deerfield Windsor HS
73	Taylor Polk	LS	6-2	240	Sr.	1L	Demopolis, Ala. / Demopolis HS
97	Baron Poole	DT	6-2	295	Jr.	TR	Decatur, Ga. / Hinds CC

No.	Name	Pos.
2	John Johnson	WR
3	Sawyer Smith	QB
3	Kris Weatherspoon	S
4	Kamryn Melton	CB
5	Sam Lebbie	BAN
5	Jabir Frye	RB
6	Jawon McDowell	CB
7	Rashad Dillard	BAN
7	Hiram Velez	WR
8	Emanuel Thompson	WR
9	Jalen Harris	CB
10	Richard Hallman	WR
10	Tyquae Russell	SPR
11	Uvakeious McGhee	DE
11	Tevaris McCormick	WR
12	Brandon Silvers	QB
12	Melvin Tyus	S
13	Justin Lucas	LB
14	Nyck Young	WR
15	Andre Flakes	WR
16	Ismail Saleem	WR
17	Sam Letton	WR
18	Kaleb Barker	QB
18	Blace Brown	CB
19	Adarius Wesley	WR
20	Terris Lewis	LB
20	Tray Eafford	WR
21	Demetrius Cain	LB
22	Jalen Rountree	CB
23	William Lloyd	LB
24	Cedarius Rookard	S
25	Josh Marshall	SPR
26	B.J. Smith	RB
27	Jai Nunn-Liddell	CB
27	Jamarius Henderson	RB
28	Alvin Bryant	WR
29	Tron Folsom	LB
30	Jamal Stadom	DT
31	A.J. Smiley	SPR
32	Marcus Anderson	RB
33	Josh Anderson	RB
34	Robert Johnson	S
35	Doug Salter	LB
36	Jeremiah Jones	SPR
37	Nick Manuel	SPR
38	Jordan Chunn	RB
39	Dondrell Harris	LB
40	Antione Barker	DE
41	Terrance Corbett	BAN
42	Kyler Knudsen	S
42	Gabe Hill	TE
43	Bratcher Underwood	K
44	Junior Gnonkonde	DE
45	Zacc Weldon	FB
46	Walter Pritchett	LB
47	Hunter Reese	BAN
48	Marcus Webb	DE
50	Zo Bridges	BAN
52	Damien Kemp	OL
53	Antonio Garcia	OL
54	Tristan Crowder	OL
57	Deontae Crumitie	OL
58	Aaron Herring	OL



No.	Name	Pos.	Ht.	Wt.	Yr.	Exp.	Hometown/Last School	No.	Name	Pos.
46	Walter Pritchett	LB	6-2	217	Fr.	HS	Phenix City, Ala. / Central HS	59	Jay Dye	OL
47	Hunter Reese	BAN	6-1	210	So.	1L	Wetumpka, Ala. / Wetumpka HS	63	Justin Fuller	LS
95	Michael Robinson	DT	6-3	324	Fr.	HS	Auburn, Ala. / Auburn HS	64	Ethan Calhoun	OL
24	Cedarius Rookard	S	6-1	209	So.	1L	Spartanburg, S.C. / Spartanburg HS	65	Dylan Bradshaw	OL
22	Jalen Rountree	CB	5-11	177	Sr.	1L	Warner Robins, Ga. / Coffeyville CC	66	Taylor Edwards	OL
67	Steven Rowzee	OL	6-3	320	Jr.	TR	Chicago Heights, Ill., Ill. / Eastern Arizona	67	Steven Rowzee	OL
10	Tyquae Russell	SPR	6-1	202	Jr.	TR	Oklahoma City, Okla. / Northeastern Okla. A&M	69	J.L. Gaston	OL
16	Ismail Saleem	WR	5-8	172	So.	1L	Montgomery, Ala. / Carver HS	70	Zach Branner	OL
35	Doug Salter	LB	5-11	228	R-Fr.	RS	Brantley, Ala. / Brantley HS	72	Tyler Lassiter	OL
90	Trevon Sanders	DT	6-0	315	So.	1L	Charleston, S.C. / Garrett Academy Tech HS	73	Taylor Polk	LS
12	Brandon Silvers	QB	6-3	214	Jr.	2L	Orange Beach, Ala. / Gulf Shores HS	75	James Peach	OL
93	Bryan Slater	DT	6-2	276	Jr.	2L	Mobile, Ala. / St. Paul's HS	77	Xavier Fields	OL
31	A.J. Smiley	SPR	6-3	203	So.	1L	Hoover, Ala. / Spain Park HS	78	Kirk Kelley	OL
26	B.J. Smith	RB	5-9	190	Fr.	HS	Millbrook, Ala. / Stanhope Elmore HS	79	Case Hillier	OL
3	Sawyer Smith	QB	6-3	210	Fr.	HS	Cantonment, Fla. / Tate HS	80	Deondre Douglas	WR
30	Jamal Stodom	DT	6-2	265	Jr.	2L	Melbourne, Fla. / Melbourne HS	82	KE'Marvin Pitts	WR
98	Tyler Sumpter	K/P	5-10	240	Fr.	HS	Hoover, Ala. / Spain Park HS	84	Sidney Davis	WR
8	Emanuel Thompson	WR	6-1	202	Jr.	2L	Clayton, Ala. / Barbour County HS	86	Justin Wyatt	WR
12	Melvin Tyus	S	5-10	214	R-Fr.	RS	Montgomery, Ala. / Carver HS	88	Dominic Walker	WR
43	Bratcher Underwood	K	5-9	160	So.	1L	Dothan, Ala. / Houston Academy	89	Cason Cook	TE
7	Hiram Velez	WR	5-8	173	Jr.	TR	Adairsville, Ga. / Scottsdale CC	90	Trevon Sanders	DT
88	Dominic Walker	WR	6-2	213	Jr.	TR	Orlando, Fla. / Itawamba CC	91	Kelvin Lucky	DE
3	Kris Weatherspoon	S	6-2	202	Jr.	TR	Natchez, Miss. / Hinds CC	93	Bryan Slater	DT
48	Marcus Webb	DE	6-3	245	Fr.	HS	Decatur, Ala. / Austin HS	94	Seth Calloway	DT
45	Zacc Weldon	FB	6-0	233	R-Fr.	RS	Skipperville, Ala. / G.W. Long HS	95	Michael Robinson	DT
19	Adarius Wesley	WR	6-0	196	Fr.	HS	Montgomery, Ala. / Jeff Davis HS	97	Baron Poole	DT
86	Justin Wyatt	WR	6-2	195	So.	TR	Suwanee, Ga. / Pierce College	98	Tyler Sumpter	K/P
14	Nyck Young	WR	6-1	203	Sr.	2L	Homewood, Ala. / Victor Valley CC	99	Ryan Kay	K/P

## TROY FOOTBALL COACH STAFF GAME LOCATION - (F) FIELD | (PB) PRESS BOX



**NEAL BROWN - F**  
HEAD COACH



**MATT MOORE - F**  
CO-OFFENSIVE COORDINATOR  
OFFENSIVE LINE



**KENNY EDENFIELD - PB**  
OFFENSIVE COORDINATOR  
INSIDE WR



**AL POGUE - F**  
CORNERBACKS



**BAM HARDMON - F**  
DEFENSIVE LINE



**SEAN REAGAN - F**  
QUARTERBACKS /  
RUNNING BACKS



**VIC KOENNING - F**  
DEFENSIVE COORDINATOR  
SAFETIES



**JON SUMRALL - F**  
LINEBACKERS /  
SPECIAL TEAMS



**JORDAN LESLEY - PB**  
DEFENSIVE TACKLES











**CORNELIUS WILLIAMS - F**  
WIDE RECEIVERS





**NEAL**  
**BROWN**  
HEAD COACH

## COACHING TIMELINE

2015		<b>TROY</b> HEAD COACH
2013		<b>KENTUCKY</b> OFFENSIVE COORDINATOR
2010		<b>TEXAS TECH</b> OFFENSIVE COORDINATOR
2008		<b>TROY</b> OFFENSIVE COORDINATOR
2006		<b>TROY</b> INSIDE RECEIVERS
2005		<b>DELAWARE</b> WIDE RECEIVERS
2004		<b>SACRED HEART</b> QUARTERBACKS/ WIDE RECEIVERS
2003		<b>UMASS</b> TIGHT ENDS / OL ASSISTANT

**"BRINGS A HISTORY OF  
PROLIFIC OFFENSES ..."**  
-SPORTS ILLUSTRATED

## CONFERENCE TITLES



## BOWL APPEARANCES



***"Troy is a Special Place ... Troy has won at every level and we will continue to do that."***

## Neal Brown

## NEAL BROWN'S OFFENSES IN THE NATIONAL RANKINGS

Year	Number of days	Days of the week
2007	16	T
2008	27	T
2009	3	T
2010	15	T
2011	13	T

## BROWN BY THE NUMBERS

Category.....	Record
Overall Record .....	6-9
Home .....	3-3
Away.....	3-6
Neutral.....	0-0
Day (Start Prior to 6 p.m.....	4-7
Night (Start after 6 p.m.) .....	2-2
On Television .....	6-9
vs. Coaches Ranked .....	0-2
vs. Coaches Top 10 .....	0-1
vs. FBS.....	4-9
vs. FBS Unranked .....	4-7
vs. FCS.....	2-0
vs. Teams from Alabama .....	0-1
vs. ACC.....	0-2
vs. Big Ten.....	0-1
vs. C-USA .....	1-0
vs. SEC.....	0-1
vs. Sun Belt .....	3-5
More Than Seven Days to Prepare .....	1-3
Outrushing Opponent .....	4-2
Outrushed by Opponent .....	2-7
Rushing for 200 Yards.....	1-0
Rushing for 300 Yards.....	1-0
Outpassing Opponent .....	5-3
Outpassed by Opponent .....	1-6
Passing for 300-399 yards.....	4-1
Passing for 400-499 yards.....	0-0
Passing for 500+ yards.....	0-0
Allowing 1-199 Yards Passing .....	4-3
Allowing 200-299 Yards Passing .....	2-5
Allowing 300+ Yards Passing .....	0-1
400-499 Total Offense .....	3-1
500-599 Total Offense .....	0-0
600+ Total Offense.....	1-0
More Total Offense than Opponent .....	4-2
Same Total Offense as Opponent .....	1-0
Less Total Offense than Opponent .....	1-7
Allowing 399 or Less Total Offense.....	5-4
Allowing 400-499 Total Offense .....	1-5
Allowing 500+ Total Offense .....	0-0
Committing Fewer Turnovers .....	5-0
Committing More Turnovers .....	0-7
Turnovers are even.....	1-2
Less than 30:00 of Time of Possession .....	4-6
More than 30:00 of Time of Possession .....	2-3
Scoring First.....	5-2
Opponent Scores First .....	1-7
Leading After the 1st Quarter .....	6-0
Trailing After the 1st Quarter .....	0-6
Tied After the 1st Quarter .....	0-3
Leading at Halftime .....	6-0
Trailing at Halftime .....	0-9
Tied at Halftime.....	0-0
Leading After the 3rd Quarter .....	6-0
Trailing After the 3rd Quarter .....	0-9
Tied After the 3rd Quarter .....	0-0
Scoring 0-10 Points .....	0-2
Scoring 11-20 Points .....	0-3
Scoring 21-30 Points .....	0-3
Scoring 31-40 Points .....	1-0
Scoring 41-plus Points .....	5-1
Opponent Scores 0-10 Points .....	1-0
Opponent Scores 11-20 Points .....	4-1
Opponent Scores 21-30 Points .....	0-2
Opponent Scores 31-40 Points .....	1-2
Opponent Scores 41-plus Points .....	0-4
Individual 100-yard Rusher.....	5-1
Opponent 100-yard Rusher.....	3-2
Opponent Less Than 100-yards Rushing .....	1-0
Individual 100-yard Receiver .....	3-1
Opponent 100-yard Receiver .....	1-2
Individual 300-yard Passer .....	2-0
Individual 400-yard Passer .....	0-0





# NEAL BROWN

## SECOND SEASON

Considered one of the top young minds in college football, Neal Brown begins his second season as the head coach at Troy.

The fourth-youngest head coach in the Football Bowl Subdivision, Brown's first season was marked by steady development and growth that was capped by one of the strongest recruiting classes in program history.

Playing under the mantra of "Rebuild the Wall", Troy finished the season as one of the most improved defensive teams in the country, while posting improved numbers across the board.

The Trojans finished the 2015 season with the second-best turnaround nationally in opponent 3rd-down percentage (14.62 percent), the fourth-best turnaround in yards per play allowed (-1.13), the fifth-best improvement in tackles for loss per game (2.59) and 16th-best improvement in total defense (-62.7).

Troy scored five defensive touchdowns, the third most in the country and most by a Troy team since 2004, and finished fifth in the country with 13 fumble recoveries. The Trojans forced 16 turnover over the final six games of the season after just three in the first six games.

Offensively, Troy improved per-game averages in scoring (6.1) and passing yards (42.0), in passing touchdowns (9), total offensive touchdowns (5), penalty yards per game (-2.2), sacks allowed (-5), red zone scoring (8 percent), first quarter scoring (57) and third quarter scoring (34).

The Trojans ranked 38th in the nation with just 18 sacks allowed after ranking 111th the previous season, while Brandon Burks became the school's seventh player to rush for over 1,000 yards in a season.

Brown's Trojans began to click offensively as the season progressed as they averaged 36.0 points over the final six games of the season with four 40-point games. Troy scored 144 points over a three-game stretch against New Mexico State, Appalachian State and ULM -- the most in a three-game period by a Troy squad since 1993.

Attendance also improved during Brown's initial campaign with the Trojans as the per-game average increased by over 2,600 fans.

Brown led the Trojans to a 4-8 overall record and a 3-5 Sun Belt Conference mark during his first season. However, four of Troy's five Sun Belt setbacks were by a combined 22 points, while the Trojans' three league victories came by an average of 35.3 points.

Troy's improvement wasn't limited to just the playing field as the Trojans also drastically improved in the classroom as the cumulative grade point average for the team rose each semester compared to the prior year.

Brown parlayed the momentum of his first season into a recruiting class that was rated as the second best in the Sun Belt Conference by both 247Sports and Scout.

Brown, 36, was named Troy's 21st head coach on December 1, 2014, and was the second-youngest head coach in the FBS during his inaugural season.

A native of Danville, Ky., Brown spent four seasons at Troy (2006-09), including the final two as the Trojans' offensive coordinator. Troy won four Sun Belt Conference titles and appeared in three bowl games during Brown's initial tenure.

At the time the youngest offensive coordinator in the FBS, Brown's 2009 offense finished third in the nation in total offense at 485.7 yards per game, fourth in passing at 336.5 yards per game and 16th in scoring with 33.7 points per contest. In 2008, his first season as coordinator, Brown's fast-paced offense set 10 school records.

In addition to the team accomplishments, Brown guided quarterback Levi Brown to the Sun Belt Conference Player of the Year award in 2009 and SBC Newcomer of the Year in 2008.

Prior to returning to Troy, Brown spent the previous two seasons as the offensive coordinator under Mark Stoops at Kentucky and led the Wildcats to some new heights on the offensive side of the football. The Wildcats posted over 440 yards of total offense in three Southeastern Conference games in 2014, its highest total since 2001.

In his first season, Kentucky's offense averaged three more points and 26 more yards of total offense per game than the prior year and the totals grew even more in year two. Before Brown left Kentucky, he had the Wildcats averaging 11.3 points and 69.3 yards of total offense more per game than before he arrived on campus. The 11.3 points per game increase was the fourth highest in the country over the same time period.

The Wildcats totaled 380 yards or more of total offense in their first three SEC games in 2014 -- Florida, Arkansas and South Carolina -- marking the first time a UK team had done so since 1998.

Kentucky scored 21 offensive touchdowns in SEC play in 2014. The two years prior to Brown being named offensive coordinator, Kentucky had a combined 21 offensive touchdowns in SEC play.

Brown left Troy to join Tommy Tuberville's staff at Texas Tech in 2010 and picked up right where he left off at Troy. With Brown serving as Texas Tech's offensive coordinator and quarterbacks coach, the Red Raiders ranked in the nation's top-seven teams in passing offense, top-15 in total offense and top-25 in scoring offense, having increased production in all three categories each year since 2010. TTU finished the 2012 season second nationally in passing with 355.9 yards per game, 13th in total offense at 495.4 yards per game and 20th in scoring with 37.5 points per game.

The 2012 campaign was an expansion of the success from 2011, when Texas Tech ranked 13th nationally in total offense at 470.6 yards per game. The Red Raiders lit the scoreboard at a tune of 33.8 points per contest.

Individually, quarterback Seth Doege put up eye-popping numbers. In 2011, Doege threw for 4,004 yards and 28 touchdowns. He improved to 4,205 yards and 39 touchdowns as a senior.

In his first season in Lubbock, Brown's offense notched 460.2 yards of total offense per game, 318.9 passing, and scored at a 33.1-point clip as Tech went 8-5 and won the TicketCity Bowl.

Brown's running game has made significant contributions to the attack as well. The Red Raiders rushed for 135.7 yards per game and scored 52 rushing touchdowns during his three seasons. TTU's primary running backs averaged 5.0 yards per rushing attempt, including a 5.8 average by Kenny Williams, the leading rusher in 2012.

Prior to his first stint at Troy, Brown served one season as wide receivers coach at the University of Delaware. In 2004, Brown coached the quarterbacks and wide receivers at Sacred Heart. In 2003, he was the tight ends coach and offensive line assistant at Massachusetts.

Brown earned his bachelor's degree in business management and his master's in business administration from Massachusetts, where he played the 2001-02 seasons. He totaled 58 receptions for 721 yards and four touchdowns while being named to the Atlantic-10 All-Academic Team and the NCAA Division I-AA Athletic Directors' Academic All-Star Team.

Born in Louisville, Brown grew up in Bardstown, Ky., before moving to Danville, Ky., where he was an all-state wide receiver at Boyle County High School, finishing his career as the No. 2 pass catcher in state history. He played at Kentucky from 1998-2000 and was a two-year letterman, catching 10 passes, including one touchdown. He was a member of the Outback Bowl and Music City Bowl teams before transferring to Massachusetts.

## PERSONAL

**Birthday:** March 11, 1980

**Age:** 36

**Hometown:** Danville, Kentucky

**Education:** UMass, '02 (BS - Business Management); UMass, '05 (MS - Business Administration)

**Wife:** Brooke (Stewart)

**Children:** Adalyn (8), Anslee (5) and Dax (1)

## COACHING EXPERIENCE

<b>2016 - Troy (Head Coach)</b>	<b>2-1</b>
<b>2015 - Troy (Head Coach)</b>	<b>4-8</b>
2014 - Kentucky (Offensive Coordinator)	5-7
2013 - Kentucky (Offensive Coordinator)	2-10
2012 - Texas Tech (Offensive Coordinator)	7-5*
2011 - Texas Tech (Offensive Coordinator)	5-7
2010 - Texas Tech (Offensive Coordinator)	8-5*
2009 - Troy (Offensive Coordinator)	9-4*
2008 - Troy (Offensive Coordinator)	8-5*
2007 - Troy (Inside Receivers)	8-4
2006 - Troy (Inside Receivers)	8-5*
2005 - Delaware (Wide Receivers)	6-5
2004 - Sacred Heart (QB/WR)	6-4
2003 - UMass (TE/OL Asst.)	10-3*

\* - Bowl Game / FCS Playoffs (UMass)

## YOUNGEST FBS HEAD COACHES

1. Mike Norvell, Memphis	34 (10-11-81)
2. P.J. Fleck, Western Michigan	35 (11-29-80)
3. Tyson Summers, Ga. Southern	36 (4-11-80)
<b>4. Neal Brown, Troy</b>	<b>36 (3-11-80)</b>
5. Matt Campbell, Iowa State	36 (11-29-79)
6. Jason Candle, Toledo	36 (11-12-79)
7. Kliff Kingsbury, Texas Tech	37 (8-9-79)
8. Nick Rolovich, Hawai'i	37 (2-16-79)
9. Seth Littrell, North Texas	37 (6-24-78)
10. Scottie Montgomery, ECU	38 (5-26-78)

**Ages as of Sept. 1, 2016**



## NCAA RANKINGS (127 RANKED)

<b>Offense.....</b>	<b>TROY.....</b>	<b>NMSU.....</b>
Rushing.....	25.....	85
Passing.....	68.....	69
Total.....	39.....	84
Scoring.....	34.....	64
Sacks Allowed.....	6.....	66
Third Down Pct.....	118.....	46
Fourth Down Pct.....	36.....	36
<b>Defense.....</b>	<b>TROY.....</b>	<b>NMSU.....</b>
Rush.....	48.....	127
Pass.....	80.....	63
Total.....	59.....	120
Scoring.....	71.....	122
Sacks.....	113.....	113
Tackles for Loss.....	52.....	52
Third Down Pct.....	34.....	121
Fourth Down Pct.....	49.....	89
<b>Returns.....</b>	<b>TROY.....</b>	<b>NMSU.....</b>
Punt.....	48.....	108
Kickoff.....	37.....	88
Punt Coverage.....	114.....	122
Kickoff Coverage.....	29.....	119
<b>Miscellaneous.....</b>	<b>TROY.....</b>	<b>NMSU.....</b>
Net Punting.....	95.....	112
Turnover Margin.....	36.....	13
Time of Possession.....	38.....	119
<b>Rushing.....</b>	<b>Rank.....</b>	<b>Stat.....</b>
TROY..... Jordan Chunn.....	9.....	127.0
NMSU..... Xavier Hal.....	N/A.....	54.3
<b>Passing Efficiency.....</b>	<b>Rank.....</b>	<b>Stat.....</b>
TROY..... Brandon Silvers.....	74.....	125.3
NMSU..... Tyler Rogers.....	98.....	108.6
<b>Passing Yards.....</b>	<b>Rank.....</b>	<b>Stat.....</b>
TROY..... Brandon Silvers.....	71.....	195.0
NMSU..... Tyler Rogers.....	57.....	219.0
<b>Total Offense.....</b>	<b>Rank.....</b>	<b>Stat.....</b>
TROY..... Brandon Silvers.....	79.....	193.0
NMSU..... Tyler Rogers.....	38.....	270.3
<b>Receptions.....</b>	<b>Rank.....</b>	<b>Stat.....</b>
TROY..... Deondre Douglas.....	21.....	6.3
NMSU..... OJ Clark.....	96.....	4.3
<b>Receiving Yards.....</b>	<b>Rank.....</b>	<b>Stat.....</b>
TROY..... Deondre Douglas.....	N/A.....	57.3
NMSU..... Royce Caldwell.....	N/A.....	62.0
<b>Punting.....</b>	<b>Rank.....</b>	<b>Stat.....</b>
TROY..... Ryan Kay.....	45.....	42.5
NMSU..... Peyton Theisler.....	9.....	46.6
<b>Punt Returns.....</b>	<b>Rank.....</b>	<b>Stat.....</b>
TROY..... Cedarius Rookard.....	33.....	9.6
NMSU.....		
<b>Kickoff Returns.....</b>	<b>Rank.....</b>	<b>Stat.....</b>
TROY..... Jabir Frye.....	27.....	25.7
NMSU..... Tyrian Taylor.....	80.....	19.3
<b>Scoring.....</b>	<b>Rank.....</b>	<b>Stat.....</b>
TROY..... Ryan Kay.....	71.....	8.7
NMSU..... Parker Davidson.....	81.....	8.0
<b>Sacks.....</b>	<b>Rank.....</b>	<b>Stat.....</b>
TROY..... Zo Bridges.....	N/A.....	0.33
NMSU..... Shamad Lomax.....	N/A.....	0.50
<b>Tackles.....</b>	<b>Rank.....</b>	<b>Stat.....</b>
TROY..... William Lloyd.....	N/A.....	5.3
NMSU..... Rodney Butler.....	1.....	17.0
<b>Tackles for Loss.....</b>	<b>Rank.....</b>	<b>Stat.....</b>
TROY..... Stodom / Weatherspoon.....	N/A.....	0.8
NMSU..... Terrill Hanks.....	22.....	1.7
<b>Interceptions.....</b>	<b>Rank.....</b>	<b>Stat.....</b>
TROY..... Five Players.....	66.....	0.3
NMSU..... Wright / Hanks.....	66.....	0.3

## TEAM NOTES

### THE SERIES

• Troy leads the all-time series against New Mexico State by a 2-1 margin ... the Trojans have won both meetings since the Aggies rejoined the Sun Belt Conference prior to the 2014 season.

• Troy has outscored New Mexico State 93-31 in the last two meetings, including a 52-7 victory last season in Las Cruces.

• New Mexico State's lone victory in the series came in 2004 the week after Troy shocked the nation with a 24-14 victory over No. 17 Missouri.

### UNIFORM COMBOS

• For the second straight year, the Trojans updated their wardrobe. This year, the Trojans have added a new white and silver jersey to go along with the new cardinal and black jerseys from last year.

• Additionally, the Trojans will be sporting a new helmet as Troy will debut a white lid. The helmets -- Cardinal Matte, Chrome, White -- will feature the Power T logo for the second straight year. The 2015 debut of the Power T marked the first time since 2003 something other than the Troy Shield logo was on the helmets.

### 2016 COMBOS

	HELMET	JERSEY	PANTS
Austin Peay	Chrome	Cardinal	Cardinal
Clemson	Cardinal	White	Cardinal
Southern Miss	Chrome	White	White

• Troy wore 10 different uniform combinations during the 2015 season.

### Record When (All-Time Under Brown):

**Helmet** - Cardinal: 2-4 ; Chrome: 2-3; Black: 2-2

**Jersey** - Cardinal: 2-2; White: 3-5; Black: 0-2; Silver: 1-0

**Pants** - Cardinal: 2-3; White: 1-3; Black: 2-2; Silver: 1-1

### Record When (2016):

**Helmet** - Cardinal: 0-1 ; Chrome: 2-0; White 0-0

**Jersey** - Cardinal: 1-0; White: 2-1; Black: 0-0; Silver: 0-0

**Pants** - Cardinal: 1-1; White: 2-0; Black: 0-0; Silver: 0-0

### TROY HEAD COACHES IN YEAR TWO

• Neal Brown is the 21st head coach in Troy's football history ... below is the breakdown of Troy's head coaches in their first two years on the job.

Coach	Year	1st Season	2nd Season
Vergil Parks McKinley	1909	1-0-2	-
Dan Herren	1910	1-1-2	-
George Penton	1911-12	4-1-1	3-0
J.W. Campbell	1921-22	1-7	6-4-1
Ross V. Ford	1924	2-1-4	-
Otis Bynum	1925-26	5-3	7-1-1
Gladwin Gaumer	19228	5-3	2-4
Albert Elmore	1931-32	6-3	5-3-2
Albert Choate	1938-39	4-4-1	7-4
Fred McCollum	1947-48	6-3-1	6-5
Jim Grantham	195-52	2-7	4-6
William Clipson	1956-57	2-6	3-5
Billy Atkins	1967-68	5-5	8-2
Tom Jones	1972-73	4-5-1	7-2-1
Byrd Whigham	1974-75	6-4	6-4
Charlie Bradshaw	1976-77	8-1-1	6-4
Chan Gailey	1983-84	7-4	12-1
Rick Rhoades	1985-86	6-4	10-2
Robert Maddox	1988-89	4-6	5-5
Larry Blakeney	1991-92	5-6	10-1
Neal Brown	2015-16	4-8	2-1



## DEFENDING VETERANS MEMORIAL STADIUM

• Troy has defended its home turf as well as anybody in the state of Alabama and the Sun Belt Conference.

## Alabama FBS Schools Since 2007:

1. Alabama	57-7 (.891)
2. Auburn	51-19 (.729)
3. <b>Troy</b>	<b>33-16 (.673)</b>
4. South Alabama	12-13 (.480) #
5. UAB	18-25 (.419) ^

## Sun Belt Since 2007:

1. Georgia Southern	12-1 (.923) \$
2. Arkansas State	40-11 (.784)
3. Appalachian State	10-4 (.714) \$
4. <b>Troy</b>	<b>33-16 (.673)</b>
5. UL Lafayette	32-20 (.615)
6. ULM	29-20 (.592)
7. Texas State	13-11 (.542) %
8. South Alabama	12-13 (.480) #
9. Idaho	19-33 (.352)
10. New Mexico State	17-39 (.304)
11. Georgia State	3-15 (.167) !

# South Alabama's total is 2012-present (FBS Seasons)

! Georgia State's total is 2013-present (FBS Seasons)

% Texas State's total is 2012-present (FBS Seasons)

\$ Appalachian State and Georgia Southern's totals are 2014 (FBS Season)

^ UAB's total is 2007-14

## TROY'S SUSTAINED SUN BELT SUCCESS

• Troy joined the Sun Belt in 2004.

## By Sun Belt Wins (Since 2004)

Records reflect games vacated by NCAA

1. <b>Troy</b>	<b>55-35</b>
2. Arkansas State	52-31
3. ULM	45-46
4. Middle Tennessee %	39-29
UL Lafayette	39-38
6. Florida Atlantic %	26-34
7. North Texas %	23-44
FIU %	23-37
9. Western Kentucky %	17-22
10. Georgia Southern	16-2
11. South Alabama	13-20
Appalachian State	13-3
13. Texas State	9-14
14. New Mexico State	8-15
15. Idaho	6-17
16. Georgia State	5-18
17. Utah State %	2-5

## By Sun Belt Winning Percentage (Since 2004)

Records reflect games vacated by NCAA

1. Georgia Southern	.889
2. Appalachian State	.813
3. Arkansas State	.627
4. <b>Troy</b>	<b>.611</b>
5. Middle Tennessee %	.574
6. UL Lafayette	.506
7. ULM	.495
8. Western Kentucky %	.436
9. Florida Atlantic %	.433
10. South Alabama	.394
11. Texas State	.391
12. FIU %	.383
13. New Mexico State	.348
14. North Texas %	.343
15. Idaho	.261
16. Utah State %	.250
17. Georgia State	.217

## By Sun Belt Wins (Overall 2001-present)

Records reflect games vacated by NCAA

1. Arkansas State (2001-pr.)	59-43
2. <b>Troy (2004-pr.)</b>	<b>55-35</b>
3. Middle Tennessee % (2001-12)	50-37
ULM (2001-pr.)	50-59
5. UL Lafayette (2001-pr.)	44-44
6. North Texas % (2001-12)	39-40
7. Florida Atlantic % (2005-12)	26-34
8. FIU % (2005-12)	23-37
9. Western Kentucky % (2009-13)	21-23
10. New Mexico State (2001-04, 14-pr.)	19-23
11. Georgia Southern (2014-pr.)	16-2
12. South Alabama (2012-pr.)	13-20
Appalachian State (2014-pr.)	13-3
14. Idaho (2001-04, 14-pr.)	11-31
15. Texas State (2013-pr.)	9-14
16. Utah State % (2003-04)	6-12
17. Georgia State (2013-pr.)	5-18

## By Winning Percentage (Overall)

Records reflect games vacated by NCAA

1. Georgia Southern	.889
2. Appalachian State	.813
3. <b>Troy</b>	<b>.611</b>
4. Arkansas State	.578
5. Middle Tennessee %	.575
6. UL Lafayette	.500
North Texas %	.494
8. Western Kentucky %	.477
9. ULM	.459
10. New Mexico State	.452
11. Florida Atlantic %	.433
12. South Alabama	.394
13. Texas State	.391
14. FIU %	.383
15. Utah State %	.333
16. Idaho	.262
17. Georgia State	.217

% Former Members

## ON THE ROAD IN THE BELT

• Since the 2006 season the Trojans have been among the best in the league on the road in Sun Belt Conference games.

1. Georgia Southern	8-1 (.889) \$
2. Appalachian State	7-1 (.875) \$
3. UL Lafayette	24-15 (.615)
4. <b>Troy</b>	<b>23-15 (.605)</b>
5. Arkansas State	21-17 (.553)
6. ULM	17-24 (.415)
7. New Mexico State	3-7 (.300) \$
8. Texas State	3-8 (.273) !
Georgia State	3-8 (.273) !
10. South Alabama	4-12 (.250) #
11. Idaho	1-7 (.125) \$

# South Alabama's total is 2012-present

! Georgia State and Texas State's totals are 2013-present  
\$ New Mexico State, Idaho, Appalachian State and Georgia Southern's totals are 2014

## TROJANS IN OVERTIME

Nov. 16, 2002	vs. Utah State	L, 16-19
Oct. 29, 2005	UL Lafayette	L, 28-31
Dec. 21, 2008	vs Southern Miss	L, 27-30
Jan. 5, 2010	vs Central Michigan	L, 41-44 (2OT)
Oct. 25, 2011	at FIU	L, 20-23
Aug. 31, 2013	vs. UAB	W, 34-31
Oct. 31, 2015	at Appalachian State	L, 41-44 (3OT)
<b>OVERALL</b>		<b>1-6</b>

## START CHARTS

Offense	2016	Current Streak	Career
Antonio Garcia, OL	2	2	32
Brandon Silvers, QB	3	9	25
Josh Anderson, RB	-	-	19
Gabe Hill, TE	2	-	12
Tyler Lassiter, OL	3	12	12
Emanuel Thompson, WR	3	9	10
Deontae Crumite, OL	3	3	9
Xavier Fields, OL	3	9	9
John Johnson, WR	1	-	8
Johnathan Boring, OL	-	-	7
Jordan Chunn, RB	3	3	3
Zacc Weldon, FB	3	3	3
Andre Flakes, WR	3	3	3
Deondre Douglas, WR	3	3	3
Steven Rowzee, OL	3	3	3
Ismail Saleem, WR	1	-	2
Hiram Velez, WR	1	1	1
Sam Letton, TE	1	1	1
Kirk Kelley, OL	1	-	1
Jay Dye, OL	-	-	1

Defense	2016	Current Streak	Career
Jamal Stodom, DT	3	3	22 &
Terris Lewis, LB	1	-	17
William Lloyd, LB	3	15	15
Jalen Harris, CB	3	5	13
Demetrius Cain, LB	-	-	12 ^
Josh Marshall, SPR	-	-	9 #
Rashad Dillard, BAN	3	8	8 \$
Cedarius Rookard, S	3	6	7
Sam Lebbie, BAN	-	-	5 *
Jalen Rountree, CB	1	1	3
Justin Lucas, LB	2	1	3
Junior Gnonkonde, DE	3	3	3
Tyquae Russell, SPR	3	3	3
Kris Weatherspoon, S	3	3	3
Baron Poole, NG	2	-	2
Kamryn Melton, CB	2	-	2
Trevon Sanders, NG	1	1	1

\* Sam Lebbie started four games at LB in 2014 & one game at defensive end in 2015

^ Demetrius Cain started 12 games at spear in 2015

# Josh Marshall started nine games at defensive end in 2015

\$ Rashad Dillard started five games at defensive end in 2015

& Jamal Stodom started 19 games at defensive end in 2014-15

Specialist	2016	Current Streak	Career
Ryan Kay, P/K	3	27	27
Justin Fuller, LS	3	27	27
Taylor Polk, LS	3	12	26
Bratcher Underwood, KOS	3	3	4

## Longest Active Streak:

Ryan Kay, P/K	27
Justin Fuller, SS/LS	27
William Lloyd, LB	15
Tyler Lassiter, OL	12
Taylor Polk, LS	12
Brandon Silvers, QB	9
Emanuel Thompson, WR	9
Xavier Fields, OL	9

## Most Career Starts:

Antonio Garcia, OL	32
Ryan Kay, K/P	27
Justin Fuller, LS	27
Taylor Polk, LS	26
Brandon Silvers, QB	25
Jamal Stodom, DT	22
Josh Anderson, RB	19
Terris Lewis, LB	16
William Lloyd, LB	15
Jalen Harris, CB	13
Demetrius Cain, LB	12
Gabe Hill, TE	12



## BY THE NUMBERS

Overall Record.....	2-1
Sun Belt.....	0-0
Non-Conference.....	2-1
Home .....	1-0
Road.....	1-1
Scoring first.....	1-1
Opponent scoring first.....	1-0
Leading after first.....	2-0
Trailing after first.....	0-0
Tied after first.....	0-1
Leading at halftime.....	2-0
Trailing at halftime.....	0-1
Tied at halftime.....	0-0
Leading after third.....	2-0
Trailing after third.....	0-1
Tied after third.....	0-0
Overtime games.....	0-0
Against Top 25.....	0-1
Against Top 15.....	0-1
Against Top 10.....	0-1
On Natural Grass.....	0-1
On Field Turf.....	2-0
Scoring 0-10 points.....	0-0
Scoring 11-20 points.....	0-0
Scoring 21-30 points.....	0-1
Scoring 31-40 points.....	1-0
Scoring 41-50 points.....	0-0
Scoring 51+ points.....	1-0
Allowing 0-10 points.....	0-0
Allowing 11-20 points.....	1-0
Allowing 21-30 points.....	0-1
Allowing 31-40 points.....	1-0
Allowing 41-50 points.....	0-0
Allowing 50+ points.....	0-0
Rushing for 0-99 yards.....	0-0
Rushing for 100-199 yards.....	1-1
Rushing 200-299 yards.....	0-0
Rushing for 300+ yards.....	1-0
Allowing 0-99 rushing yards.....	1-0
Allowing 100-199 rushing yards.....	1-1
Allowing 200-299 rushing yards.....	0-0
Allowing 300+ rushing yards.....	0-0
Passing for 0-99 yards.....	0-0
Passing for 100-199 yards.....	1-0
Passing for 200-299 yards.....	0-1
Passing for 300-399 yards.....	1-0
Passing for 400+ yards.....	0-0
Allowing 0-99 passing yards.....	0-0
Allowing 100-199 passing yards.....	1-0
Allowing 200-299 passing yards.....	1-1
Allowing 300-399 passing yards.....	0-0
Allowing 400+ passing yards.....	0-0
Total offense 0-299 yards.....	0-0
Total offense 300-399 yards.....	1-1
Total offense 400-499 yards.....	0-0
Total offense 500+ yards.....	1-0
Allowing 0-299 yards total offense.....	1-0
Allowing 300-399 yards total offense.....	0-0
Allowing 400-499 yards total offense.....	1-1
Allowing 500+yards total offense.....	0-0
Having 100-yard rusher.....	2-0
Opp. having 100-yard rusher.....	1-0
No turnovers.....	0-0
One turnover.....	2-0
Two turnovers.....	0-0
Three+ turnovers.....	0-1
No takeaways.....	0-0
One takeaway.....	1-0
Two takeaways.....	0-0
Three+ takeaways.....	1-1
More than 30:00 of possession.....	1-1
Less than 30:00 of possession.....	1-0

## TROY'S NFL PIPELINE

- NFL rosters currently feature six former Troy Trojans.
- Troy is also home to the first underclassman to be drafted from the league when Jonathan Massaquoi was selected in the fifth round of the 2012 Draft.
- Massaquoi was the 33rd Trojan to be selected in the NFL Draft and the ninth in Troy's short history in the Sun Belt Conference. Troy has had more players selected in the NFL Draft than any school in the league despite not joining the conference until its fourth-year of existence.
- The Trojans have twice had players taken in the first round of the draft, with Leodis McKelvin (BUF, 11th overall) going in 2008 and DeMarcus Ware (DAL, 11th overall) going in 2005.

### Former Trojans in the NFL

Player	Team
Mario Addison	Carolina Panthers
DuJuan Harris	San Francisco 49ers
Leodis McKelvin	Philadelphia Eagles
Steve McLendon	New York Jets
Brynden Trawick	Oakland Raiders
DeMarcus Ware	Denver Broncos

- Troy's NFL pipeline also includes four players who have recently retired or are currently free agents. Osi Umenyiora, Jerrel Jernigan and Lawrence Tynes have recently stepped away from the game, while Sherrod Martin is a free agent.
- Troy players in Super Bowls has been a common sight recently. Since 2003, seven former Trojans have made nine appearances in a Super Bowl. All told, 11 former Trojans have made 12 total appearance in the Super Bowl.
- Virgil Seay (Washington) 1983 (XVII) & 1984 (XVIII); Jack Peavey (Denver) 1988 (XXII); Kerry Jenkins (Tampa Bay) 2003 (XXXVII); Osi Umenyiora (NY Giants) 2008 (XLII) & 2012 (XLVI); Steve McLendon (Pittsburgh) 2011 (XLV); Lawrence Tynes (NY Giants) 2012 (XLVI); Jerrel Jernigan (NY Giants) 2012 (XLVI); DeMarcus Ware (Denver Broncos) 2016 (50); Mario Addison (Carolina Panthers) 2016 (50).
- Troy's six players on NFL rosters are tied with Appalachian State and Arkansas State for the most in the Sun Belt.

## TRAGEDY STRIKES TROJANS AGAIN

- The Troy football team was forced to deal with the loss of a teammate for the third straight offseason.
- Freshman safety Nathan Harris died in a motorcycle accident on April, 30, 2016, in Gulf Shores, Alabama.
- Prior to the 2015 season, redshirt freshman offensive lineman Corey McCullers died in a car accident just north of Troy on June 20, 2015.
- The Trojans played with heavy hearts during the 2014 season after defensive end Jadarius Garner was killed in January 2014.
- Garner was struck by a vehicle near his hometown of Clarksdale, Mississippi.

## TROJANS VS. RANKED FOES

- The Trojans have faced a nationally-ranked opponent 21 times since moving to the FBS in 2001. Troy is 1-20 all-time against nationally ranked (FBS) opponents.

Year	Opponent	Rank	Result
2001	Nebraska	4	L, 14-42
2001	Miami	1	L, 7-38
2001	Maryland	15	L, 14-47
2002	Nebraska	9	L, 16-31
2002	Iowa State	21	L, 12-42
2003	Kansas State	7	L, 5-41
2004	* Missouri	17	W, 24-14
2004	LSU	17	L, 20-24
2006	Florida State	9	L, 17-24
2006	Nebraska	23	L, 0-56
2007	Arkansas	21	L, 26-46
2007	Florida	4	L, 31-59
2007	Georgia	10	L, 34-44
2008	Ohio State	13	L, 10-28
2008	LSU	19	L, 31-40
2009	Florida	1	L, 6-56
2010	South Carolina	17	L, 24-69
2011	Arkansas	14	L, 28-38
2014	Georgia	13	L, 0-66
2015	Wisconsin	23	L, 3-28
2016	Clemson	2	L, 24-30

\* Home Game

## TROY INKS SEVERAL HOME-AND-HOME DEALS

- Troy has signed some premier home-and-home deals over the recent years.
- The Trojans have upcoming/current home-and-home series with NC State (2015 & 2017); UMass (2016 & 2018); Southern Miss (2016 & 2019); Boise State (2017 & 2018); Akron (2017 & 2019).
- Additionally, Troy has played host to Missouri (2004), Oklahoma State (2007), Mississippi State (2012), Navy (2012) and Duke (2014) in recent years.
- Troy has hosted Mississippi State, Missouri, Oklahoma State and Navy in Veterans Memorial Stadium and Duke visits in 2014.

## TROY IN SEASON OPENERS

- The Trojans are 8-8 in season openers since moving to the FBS in 2001.
- Troy is 51-39-6 all-time in season openers and 16-8 as a NCAA Division I (FCS & FBS) member (1993-present).

## TROJANS ON PRESEASON ALL-SUN BELT

- A pair of Trojans earned spots on the Preseason All-Sun Belt Conference Team.
- Offensive lineman Antonio Garcia and bandit Rashad Dillard were both selected to the All-Sun Belt Preseason First Team.
- Troy was picked to finish in a tie for fifth place in the Sun Belt Preseason Coaches Poll.
- The coaches voted the teams to finish in this order - Appalachian State, Arkansas State, Georgia Southern, Georgia State, Troy & UL Lafayette, South Alabama, Idaho, New Mexico State, Texas State, ULM.



## SERIES INFORMATION



**Overall:** Troy leads 2-1

**At Troy:** 1-0

**At Las Cruces:** 1-1

**Neutral Sites:** 0-0

**Current Streak:** W2

**Neal Brown vs. New Mexico State:** 1-0

**Doug Martin vs. Troy:** 0-2

**First Meeting:** L, 18-22 (2004)

**Last Meeting:** W, 52-7 (2015)

## SERIES RESULTS

Year	W/L	Site	Score
2004	L	A	18-22
2014	W	H	41-24
2015	W	A	52-7

## TROY VS. SUN BELT

Opponent	GP	W	L	T
Appalachian State	5	2	3	0
Arkansas State	15	6	9	0
Georgia Southern	15	10	5	0
Georgia State	3	2	1	0
Idaho	3	2	1	0
New Mexico State	3	2	1	0
South Alabama	4	2	2	0
Texas State	6	5	1	0
ULM	17	9	7	1
UL Lafayette	19	8	11	0
<b>Total</b>	<b>90</b>	<b>48</b>	<b>41</b>	<b>1</b>

## BROWN VS. THE SUN BELT

Opponent	GP	W	L
Appalachian State	1	0	1
Arkansas State	0	0	0
Georgia Southern	1	0	1
Georgia State	1	0	1
Idaho	1	0	0
New Mexico State	1	1	0
South Alabama	1	0	1
Texas State	0	0	0
ULM	1	1	0
UL Lafayette	1	1	0
<b>Total</b>	<b>8</b>	<b>3</b>	<b>5</b>

## TROJANS WITH DEGREES

• Entering the season, five current players have already received their undergraduate degree from Troy.

• OL Antonio Garcia; DE Junior Gnonkonde; K/P Ryan Kay, OL Tyler Lassiter and WR Nyck Young have all already completed their undergraduate degrees.

• OL Johnathan Boring, CB Jalen Harris and OL Aaron Herring are on track to graduate in December.

## TROJANS PLAY THE BEST AROUND

• Troy has played the who's who of college football since moving to FBS in 2001.

• Troy has picked up victories over Oklahoma State, Missouri and Mississippi State and have put the scare into several teams including LSU (leading 31-10 in the fourth quarter in 2008) and Florida State (tied 17-17 with two minutes in fourth quarter in 2006).

## Troy's Power 5 Conference Opponents

Arkansas (4)  
Clemson (2) \*  
Duke (2)  
Florida (2)  
Florida State  
Georgia (2)  
Georgia Tech  
Iowa State  
Kansas State  
LSU (2)  
Maryland  
Miami  
Minnesota  
Mississippi State (5)  
Missouri (3)  
NC State  
Nebraska (4)  
Ohio State  
Oklahoma State (3)  
Ole Miss  
South Carolina (3)  
Tennessee  
Virginia  
Wisconsin  
\* - Game in 2016

## TROJANS IN FRONT OF BIG CROWDS

• Seven of the top 18 attended games in Veterans Memorial Stadium history have come since 2012.

• Troy set a new single-season record as a total of 125,709 fans attended Troy's six home games in 2012.

• In 2012, Troy broke the 20,000 average attendance mark for the first time since 2007 and the fifth time in school history.

## Largest Veterans Memorial Stadium Crowds

Crowd	Opponent	Date	Result
1. 29,013	Mississippi State	9/15/12	L, 24-30
2. 26,574	Missouri	9/9/04	W, 24-13
3. 26,265	Alabama State	9/2/06	W, 38-0
4. 26,000	Marshall	9/27/03	W, 33-24
5. 24,321	Navy	11/10/12	W, 41-31
6. 24,102	Oklahoma State	9/14/07	W, 41-23
7. 23,887	North Texas	10/20/07	W, 45-7
8. 23,024	South Alabama	10/5/13	W, 34-33
9. 22,873	South Alabama	10/3/15	L, 18-24
10. 22,299	UAB	9/10/05	L, 7-27
11. 22,283	UL Lafayette	10/16/10	W, 31-24
12. 22,105	Alcorn State	9/13/08	W, 65-0
13. 21,398	UAB	8/31/13	W, 34-31
14. 21,331	Duke	9/6/14	L, 17-34
15. 21,316	Alabama State	9/16/00	W, 62-19
16. 21,182	UAB	9/19/09	W, 27-14
17. 21,053	Florida Atlantic	11/5/05	W, 28-14
18. 20,614	Arkansas State	11/17/12	L, 34-41
19. 20,515	Florida Atlantic	11/6/04	W, 24-6
20. 20,243	FIU	11/13/10	L, 35-52

## Largest Crowds for a Troy Game

Crowd	Opponent	Date	Result
1. 102,989	at Ohio State	9/20/08	L, 10-28
2. 92,746	at Georgia	11/3/07	L, 34-44
92,746	at Georgia	9/20/14	L, 0-66
4. 92,103	at LSU	11/15/08	L, 31-40
5. 90,349	at Florida	9/12/09	L, 6-56
6. 90,244	at Florida	9/8/07	L, 31-59
7. 89,493	at LSU	10/23/04	L, 20-24
8. 84,799	at Nebraska	9/23/06	L, 0-56
9. 84,189	at Tennessee	11/3/12	L, 48-55
10. 79,700	at South Carolina	9/25/04	L, 7-17

## MEDIA MARKETS

• Six different markets ranked among the top 200 in the nation feed programming into Troy, giving the Trojans an opportunity to reach almost 2 million "local" viewers.

• Here is a look at Troy's television markets and the combined potential viewership of those markets.

Rank	Market	TV Households
45	Birmingham	686,080
58	Mobile/Pensacola	528,440
122	Montgomery/Selma	228,580
127	Columbus	217,060
154	Panama City	139,090
173	Dothan	98,330
11	Combined	1,897,580

Information obtained from A.C. Nielsen

• Troy's 16 radio affiliates are the most in the Sun Belt

## 2016 FOOTBALL RADIO AFFILIATES

Birmingham - WXJC-FM 92.5 / WYDE-AM 1260  
Columbus, Ga. - WDAK-AM 540  
Crestview, Fla. - WAAZ-FM 104.7  
Decatur - WEKI-FM 94.7 / WEKI-AM 1490  
Dothan - WOOF-AM 560  
Enterprise - WVVL-FM 101.1  
Foley - WHEP-FM 92.5 / WHEP-AM 1310  
Montgomery - WTXK-FM 107.5 / WTXK-AM 1210  
Opp - WOPP-AM 1290  
Troy - WTBF-FM 94.7  
Tuskegee/Tallahassee - WACQ-AM 580 / W266BJ-FM 101.1

## POINTS ON THE BOARD

• Troy has been shutout just six times since moving to FBS in 2001 with three of those coming during the 2003 season.

• Troy has only been shutout once (North Texas, 2003) by a non-AQ school -- the Trojans have played 122 straight games against non-AQ schools without being shutout.

• Troy has been shutout just once with Neal Brown on the coaching staff -- 52 total games as an assistant coach (56-0 at Nebraska in 2006) and 15 as the head coach.

• Neal Brown was never been shutout as an offensive coordinator in his career -- 88 games -- and has not been shutout in 15 games as a head coach.

• Troy has played 62 straight games with Neal Brown on the coaching staff without being shutout.

• Troy was shutout by Georgia, 66-0, on Sept. 20, 2014, which snapped a streak of 99 straight games without being shutout (Nebraska, 56-0, on Sept. 23, 2006).



## HOW THE TEAM WAS BUILT

### 2012 Signing Class (3)

OL Antonio Garcia, P/K Ryan Kay, OL Tyler Lassiter

### 2013 Signing Class (14)

RB Josh Anderson, OL Jonathan Boring, RB Jordan Chunn, OL Taylor Edwards, OL, Xavier Fields, LB Dondrell Harris, CB Jalen Harris, OL Aaron Herring, BAN Sam Lebbie, LB Terris Lewis, WR Clark Quisenberry, QB Brandon Silvers, DT Bryan Slater, DT Jamal Stodom

### 2014 Signing Class (6)

DT Seth Calloway, BAN Rashad Dillard, RB Andre Flakes, WR John Johnson, WR Emanuel Thompson, WR Nyck Young

### 2015 Signing Class (22)

DE Antione Barker, OL Zach Branner, S Demetrius Cain, OL Deonte Crumitie, WR Deondre Douglas, S Tron Folsom, WR Richard Hallman, OL Kirk Kelley, OL Damien Kemp, LB William Lloyd, LB Justin Lucas, SPR Josh Marshall, CB Jawon McDowell, DE Uvakeious McGhee, OL James Peach, S Cedarius Rookard, CB Jalen Rountree, WR Ismail Saleem, LB Doug Salter, S A.J. Smiley, DT Trevon Sanders, S Melvin Tyus

### 2016 Signing Class (27)

QB Sawyer Smith, RB Jabir Frye, WR Sam Letton, QB Kaleb Barker, WR Adarius Wesley, WR Tray Efford, RB B.J. Smith, CB Jai Nunn-Liddell, WR Alvin Bryant, SPR Jeremiah Jones, BAN Terrance Corbett, LB Walter Pritchett, DE Marcus Webb, BAN Zo Bridges, OL Tristan Crowder, OL Dylan Bradshaw, OL J.L. Gaston, DE Kelvin Lucky, DT Michael Robinson, K Tyler Sumpter, WR Sidney Davis, SPR Tyquae Russell, WR Tevaris McCormick, OL Steven Rowzee, WR Dominic Walker, DT Baron Poole, S Kris Weatherspoon

### Four-Year Transfers (3)

DE Junior Gnonkonde (North Carolina), RB Jamarius Henderson (Memphis), S Kamryn Melton (Auburn)

### Walk-Ons Now Scholarship (5)

CB Blace Brown, OL Jay Dye, LS Justin Fuller, S Robert Johnson, LS Taylor Polk

### Walk-Ons (36)

RB Marcus Anderson, DE Marto Barto, WR TJ Bell, CB Tanner Blatt, DT Jarvis Bryant, OL Ethan Calhoun, RB Owen Cole, TE Cason Cook, OL Jeb Davis, WR Hobie Desanges, WR Chazz Garrett, TE Gabe Hill, OL Case Hillier, RB Keith Johnson, QB Jalen Jones, LS Cameron Kaye, OL Hunter Kennedy, BAN Gabe Kennon, WR Kyle Knudsen, LS Preston Langham, S Nick Manuel, LB Abdul Mikiibi, QB Johnathan Ortner, WR KE'Marvin Pitts, TE Lukas Plum Olsen, DE Cameron Prince, LB Hunter Reese, DT Coby Smith, K Bratcher Underwood, WR Hiram Velez, TE Zacc Weldon, K Chandler Williams, WR Desmond Williams, RB Devante Williams, WR Justin Wyatt, QB Kade Young

## SIGN OF THINGS TO COME?

• Winning the season opener has usually been a sign of good things to come for the Trojans.

### Years with Season-Opening Wins (FBS)

Year	Record	Notes
2013	6-6	Bowl Eligible
2012	5-7	N/A
2010	8-5	SBC Champs / NOLA Bowl
2008	8-5	SBC Champs / NOLA Bowl
2006	8-5	SBC Champs / NOLA Bowl
2005	4-7	N/A
2004	7-5	Silicon Valley Bowl

## YOUTH ALL AROUND

• Troy has the 14th fewest seniors nationally with just 15 on roster for the 2016 season.

### Offense

• OL Tyler Lassiter, OL Xavier Fields, OL Antonio Garcia, WR Nyck Young

### Defense

• BAN Rashad Dillard, LB Justin Lucas, LB William Lloyd, LB Demetrius Cain, LB Terris Lewis, CB Jalen Rountree, SPR Josh Marshall, DE Junior Gnonkonde

### Special Teams

K/P Ryan Kay, LS Justin Fuller, LS Taylor Polk

### Fewest Total Seniors - NCAA

1.	Kentucky	11
2.	Penn State	12
3.	Baylor	12
4.	Minnesota	13
	Old Dominion	13
	Florida	13
	Marshall	13
	Wake Forest	13
	NC State	13
	Massachusetts	13
11.	TCU	14
	Wisconsin	14
	USC	14
14.	Troy	15

## FIRST-TIME STARTERS

• Troy saw 11 players make the first starts of their careers in the season opener against Austin Peay ... below is all first-time starters this season.

### Offense - 8

OL - Kirk Kelley, Steven Rowzee  
WR - Andre Flakes, Deondre Douglas, Hiram Velez  
RB - Jordan Chunn  
FB - Zacc Weldon  
TE - Sam Letton

### Defense - 6

DE - Junior Gnonkonde  
NG - Baron Poole, Trevon Sanders  
SPR - Tyquae Russell  
S - Kris Weatherspoon  
CB - Kamryn Melton

## CATCHING THE EYES OF THE NATION

• Troy's near victory at Clemson caught the attention of the nation. "Troy" was trending No. 1 on Twitter as the game hit halftime.

• Troy's football Twitter account saw 506,100 impressions on the Saturday of the Clemson game and the following Sunday ... The account saw 782.8K impressions all of August.

• Additionally, videos on Troy's Facebook page were viewed over 149,000 times over that same time period.

## HISTORY IN THE MAKING?

• A Troy victory over New Mexico State would put the Trojans at 3-1 on the young season ... the last time Troy won three of its first four games?

• In the year 2000! Troy's final season as a member of the FCS.

## WELCOME TO THE SHOW

• This season, 35 players have made their first career appearance in a Troy uniform.

### Offense - 22

**OL (8)** - Kirk Kelley, Steven Rowzee, Jeb Davis, Tristan Crowder, Ethan Calhoun, J.L. Gaston, Zach Branner, James Peach

**WR (9)** - Andre Flakes, Deondre Douglas, Richard Hallman, Hiram Velez, Adarius Wesley, Sidney Davis, Justin Wyatt, Dominic Walker, Sam Letton

**QB (2)** - Sawyer Smith, Kaleb Barker

**RB (2)** - Jabir Frye, B.J. Smith

**FB (1)** - Zacc Weldon

### Defense - 12

**DE / BAN (4)** - Junior Gnonkonde, Uvakeious McGhee, Marcus Webb, Zo Bridges

**NG / DT (2)** - Baron Poole, Michael Robinson

**LB (2)** - Tron Folsom, Doug Salter

**SPR (1)** - Tyquae Russell

**S (2)** - Kris Weatherspoon, Melvin Tyus

**CB (1)** - Kamryn Melton

### Special Teams - 1

**K (1)** - Chandler Williams

## POINTS A PLENTY

• Troy's 57 points in its victory over Austin Peay was the most in a season opener since the Trojans scored 61 against Alcorn State to start the 1996 campaign.

• The 57 points were the third most ever in a season opener behind the 61 against Alcorn State in 1996 and 62 against Southern Union in 1932.

## HEAD COACH CONSISTENCY

• Troy is one of just six schools in the country to have just two head coaches since the start of the 1994 season.

School	Coaches
Troy	2
Air Force	2
Florida State	2
Iowa	2
Kansas State	2
Virginia Tech	2

## 50-POINT GAMES ARE SO IN

• Troy has topped the 50-point plateau three times during the Neal Brown era ... the Trojans had done so just once in the previous 66 contests.

### Troy 50-Point Games (Division I)

Opponent	Year	Score
Austin Peay	2016	57-17
ULM	2015	51-14
at New Mexico State	2015	52-7
Savannah State	2013	66-3
North Texas	2009	50-26
Alcorn State	2008	65-0

### FCS Era

Alabama State	2000	62-19
Samford	1996	50-10
at Alcorn State	1996	61-7
at Samford	1995	50-20
UAB	1995	60-7
at Charleston Southern	1995	66-7
Western Kentucky	1995	56-39
Charleston Southern	1994	55-20
Samford	1993	52-24
Alcorn State	1993	63-21
Charleston Southern	1993	56-0



## TREND BREAKER

• Troy's 37-31 victory at Southern Miss in week three broke several trends both for the school and Neal Brown.

• It was Troy's first victory over Southern Miss since 1935 (0-7 in between) and Troy's first victory in the state of Mississippi since 2001 (0-4 in between).

• For Troy under Neal Brown, it was Troy's first win when:  
 -> Fewer passing yards than opponent (0-6)  
 -> Fewer total yards than opponent (0-7)  
 -> Opponent scores first (0-7)  
 -> Scoring 31-40 points (0-0)  
 -> Allowing 31-40 points (0-2)

## OFFENSE NOTES

## TROY'S MAGIC NUMBER IS 35

• The Trojans have always had success when scoring at least 35 points in a game. Troy stands 46-7 since moving to FBS in 2001 in games when it scores at least 35 points.

• Troy scored at least 35 points in 11 of 26 games with Neal Brown as the offensive coordinator; the Trojans went 10-1 in those contests (44-41 vs. Central Michigan in 2009 GMAC Bowl).

• As an offensive coordinator, Neal Brown coached 88 games (26 at Troy, 38 at Texas Tech and 24 at Kentucky) and his offenses have scored 35 or more points in 38 of those games (43.2 percent).

• Troy scored 35+ points 42.3 percent of the time (11-of-26) with Brown as OC; Texas Tech scored 35+ points 55.3 percent of the time (21-of-38) with Brown as the OC and Kentucky scored 35+ points 25.0 percent of the time (6-of-24) with Brown as the OC.

• Troy has scored 35+ points in 7-of-15 games with Neal Brown as the head coach; the Trojans are 6-1 in those contests (lone loss in 3OT at Appalachian State in 2015).

## FINDING THE END ZONE ON THE GROUND

• Troy scored five rushing touchdowns in the season opener against Austin Peay -- Jordan Chunn, Brandon Silvers, Joshua Anderson, Andre Flakes and Kaleb Barker

• It marked just the fifth time in Troy's FBS history and the 12th time in Troy's Division I history the Trojans have rushed for five or more touchdowns in a game.

• It also marked just the third time in the past 22 years where five different players scored a rushing touchdown -- Georgia State (5) in 2014 and Charleston Southern (6) in 1994.

## TROY HAS A THING FOR RECORD-SETTING QB'S

• Troy's last three quarterbacks currently hold either NCAA, Sun Belt or Troy records.

• Junior Brandon Silvers set the NCAA record for completion percentage by a freshman in 2014 as he completed 70.5 percent of his passes (191-of-271). Silvers erased former Oklahoma quarterback Sam Bradford's mark of 69.5 from the top spot.

• Corey Robinson (2010-13) set the NCAA record for highest completion percentage with a minimum of 30 attempts. Robinson completed 30-of-32 passes in the 2013 season opener against UAB.

• Robinson is also only one of five players in NCAA history to have over 3,000 yards of total offense and over 3,000 passing yards in four different seasons.

• Levi Brown (2008-09) is Troy's single-season record holder for passing yards, completions and passing yards per game.

• The trio have their names littered throughout the Troy and Sun Belt record books.

## SILVERS' RUN AT HISTORY

• Junior quarterback Brandon Silvers begins his third season under center for the Trojans and has already begun his ascension up the Troy record book.

## PASSING YARDS

Player	Comp-Att	Yds
1. Corey Robinson (2010-13)	1179-1823	13477
2. Brock Nutter (1997-2001)	581-1037	7687
3. Sim Byrd (1966-68)	575-924	7619
4. Levi Brown (2008-09)	522-830	6284
5. Omar Haugabook (2006-07)	532-868	5376
6. <b>Brandon Silvers (2014-pr.)</b>	<b>447-697</b>	<b>4799</b>

## PASSING ATTEMPTS

Player	Att
1. Corey Robinson (2010-13)	1823
2. Brock Nutter (1997-2001)	1037
3. Sim Byrd (1966-68)	924
4. Omar Haugabook (2006-07)	868
5. Levi Brown (2008-09)	830
6. <b>Brandon Silvers (2014-pr.)</b>	<b>697</b>

## PASSING COMPLETIONS

Player	Att.	Comp
1. Corey Robinson (2010-13)	1823	1179
2. Brock Nutter (1997-2001)	1037	581
3. Sim Byrd (1966-68)	924	575
4. Omar Haugabook (2006-07)	868	532
5. Levi Brown (2008-09)	830	522
6. <b>Brandon Silvers (2014-pr.)</b>	<b>697</b>	<b>447</b>

## PASSING TOUCHDOWNS

Player	TD
1. Corey Robinson (2010-13)	81
2. Sim Byrd (1966-68)	79
3. Brock Nutter (1997-2001)	49
4. Kelvin Simmons (1992-93)	40
5. Omar Haugabook (2006-07)	39
6. <b>Brandon Silvers (2014-pr.)</b>	<b>38</b>
Levi Brown (2008-09)	38

## PASS COMPLETION PERCENTAGE (min 100 attempts)

Player	Comp-Att	Pct
1. Deon Anthony (2012-13)	105-156	67.3
2. Corey Robinson (2010-13)	1179-1823	64.7
3. <b>Brandon Silvers (2014-pr.)</b>	<b>447-697</b>	<b>64.1</b>
4. Levi Brown (2008-09)	522-830	62.9
5. Jamie Hampton (2007-11)	133-212	62.7

## PASSING YARDS PER GAME (min 150 completions)

Player	Yds	Avg
1. Corey Robinson (2010-13)	13477	280.8
2. Levi Brown (2008-09)	6284	273.2
3. Sim Byrd (1966-68)	7619	238.1
4. Omar Haugabook (2006-07)	5376	215.0
5. <b>Brandon Silvers (2014-pr.)</b>	<b>4799</b>	<b>192.0</b>

## MEGACHUNN REWRITING THE RECORD BOOK

• Jordan Chunn has rushed for 381 yards through the first three games of the season, which is the most in Troy's history -- 161 vs. Austin Peay, 44 at Clemson, 176 vs. Southern Miss.

• The previous mark was Shawn Southward's 374 yards to open the 2012 season -- 204 at UAB, 33 vs. UL Lafayette, 137 vs. Mississippi State.

## NATIONAL POLLS

## ASSOCIATED PRESS - WEEK 4

Rk.	School (1st)	Record	Pts.	Prv.
1.	Alabama (50)	3-0	1510	1
2.	Ohio St. (4)	3-0	1442	3
3.	Louisville (6)	3-0	1406	10
4.	Michigan (1)	3-0	1277	4
5.	Clemson	3-0	1258	5
6.	Houston	3-0	1245	6
7.	Stanford	2-0	1195	7
8.	Michigan St.	2-0	1084	12
9.	Washington	3-0	1040	8
10.	Texas A&M	3-0	890	17
11.	Wisconsin	3-0	828	9
12.	Georgia	3-0	726	16
13.	Florida St.	2-1	722	2
14.	Tennessee	3-0	707	15
15.	Miami (FL)	3-0	565	25
16.	Baylor	3-0	529	21
17.	Arkansas	3-0	528	24
18.	LSU	2-1	517	20
19.	Florida	3-0	479	23
20.	Nebraska	3-0	420	NR
21.	Texas	2-1	196	11
22.	S. Diego St.	3-0	183	NR
23.	Mississippi	1-2	172	19
24.	Utah	3-0	154	NR
25.	Oklahoma	1-2	139	14

Others receiving votes: TCU 132, N. Dak. St. 74, UCLA 74, Boise St. 69, Iowa 47, California 44, Oklahoma St. 42, Notre Dame 32, Oregon 23, Georgia Tech 17, N. Carolina 17, Cent. Michigan 16, South Florida 7, W. Michigan 6, Toledo 6, Maryland 3, Arizona St. 3, Virginia Tech 1

## USA TODAY / COACHES - WEEK 4

Rk.	School (1st)	Record	Pts.	Prv.
1.	Alabama (59)	3-0	1571	1
2.	Ohio St. (3)	3-0	1482	4
3.	Clemson (1)	3-0	1405	3
4.	Louisville	3-0	1331	10
5.	Michigan	3-0	1302	5
6.	Stanford	2-0	1273	6
7.	Houston	3-0	1235	7
8.	Michigan St.	2-0	1156	8
9.	Washington	3-0	1065	9
10.	Wisconsin	3-0	872	12
11.	Georgia	3-0	847	13
12.	Tennessee	3-0	805	15
13.	Texas A&M	3-0	791	20
14.	Florida St.	2-1	742	2
15.	Baylor	3-0	658	19
16.	Florida	3-0	598	23
17.	LSU	2-1	522	22
18.	Arkansas	3-0	500	24
19.	Miami (FL)	3-0	441	25
20.	Nebraska	3-0	373	NR
21.	TCU	2-1	166	NR
21.	Mississippi	1-2	166	17
23.	Utah	3-0	155	NR
24.	Texas	2-1	143	16
25.	Iowa	2-1	140	11

Others receiving votes: Oklahoma 106, N. Carolina 95, S. Diego St. 87, UCLA 81, Boise St. 62, Oregon 50, Oklahoma St. 46, Arizona St. 34, South Florida 32, Georgia Tech 28, Notre Dame 23, West Virginia 19, W. Michigan 16, Minnesota 11, Navy 10, Cent. Michigan 6, California 6, Toledo 6, Kansas St. 4, Memphis 4, Maryland 4, Auburn 2, W. Kentucky 2, Army 2



MEGACHUNN

• Junior running back Jordan Chunn has been nicknamed MegaChunn by his teammates due to his impressive size and play-making ability.

• Returns from a season-ending injury that limited him to just seven carries in 2015; able to take a medical hardship and redshirt the season.

• Led ALL freshmen running backs in the NCAA with 14 rushing touchdowns in 2013 (ranked 19th nationally).

• Set the Troy freshman rushing touchdown record.

• Two rushing touchdowns at Duke made him the first Troy freshman to run for multiple touchdowns in a game since Shawn Southward did so in 2009.

• Named to the College Football News Freshman All-America Team.

• Touchdown tally was three shy of the single-season school record and ranked him 15th on the career rushing touchdown list.

2016 Notes

• Returned from his injury with a flourish as he ran for 161 yards on just 13 carries and a touchdown in Troy's season-opener against Austin Peay.

• It was the ninth most rushing yards in the country over the opening weekend of play and the second most in a season opener in Troy history.

• Took Troy's first offensive snap 48 yards for a touchdown.

• Rushed for a Troy record 381 yards through the first three games of the season.

• Topped the 100-yard mark in two of the first three games -- 161 yards (Austin Peay) & 176 yards (Southern Miss).

• Ranks sixth nationally with 12 rushes of 10+ yards and 14th with a pair of 30+ yard rushes.

• Became the first Troy player since DeWhitt Betterson in 2003 to record at least 20 carries in any half; had 20 first-half carries at Southern Miss.

• Chunn has been a first-down workhorse for the Trojans .. he ranks fourth nationally with 268 rushing yards on first down, while his 35 rushes on first down rank as the eighth most in the country.

TROY CAREER RUSHING TOUCHDOWNS

Player	Att	TD
1. Joe Jackson (1994-97)	469	34
2. Shawn Southward (2009-12)	542	33
3. Mike Turk (1984-87)	493	32
4. DuJuan Harris (2007-10)	443	27
5. DeWhitt Betterson (2001-04)	653	24
6. Jordan Chunn (2013-pr.)	308	23

CHUNN'S STREAK WAS IMPRESSIVE

• Running back Jordan Chunn put together an impressive streak over his freshman and sophomore seasons.

• Chunn rushed for a touchdown in eight straight games, a streak that was the third longest in the country at the time.

YARDS OUT THE DOOR

• Troy has the luxury of a two-year starting quarterback returning under center and four returning offensive linemen, but the Trojans will be looking for new playmakers this year.

• Troy lost 73.1 percent of its rushing and receiving yards from last season.

• Below is a breakdown of Troy's 2015 offense with player totals and the percentage of the team's total they were responsible for.

2015 Offensive Contribution

Rushing - Players Not Returning

Player	Attempts	%	Yards	%
Brandon Burks	201	53.8	1,005	70.3
Dontreal Pruitt	36	9.4	97	6.8
Dallas Tidwell	4	1.0	12	0.1
Teddy Ruben	2	0.5	12	0.1
Total	243	63.8	1,126	78.8

Rushing - Players Returning

Player	Attempts	%	Yards	%
Andre Flakes	66	17.3	243	17.0
Brandon Silvers	41	10.8	41	2.9
Jordan Chunn	7	2.2	39	2.7
Josh Anderson	10	2.6	29	2.0
KE'Marvin Pitts	7	2.2	4	0.3
Total	131	41.2	356	24.9

\* Two players and TEAM accounted for -53 rushing yards

Receiving - Players Not Returning

Player	Catches	%	Yards	%
Teddy Ruben	63	25.2	879	30.4
Brandon Burks	29	11.6	304	10.5
Jarvis Bentley	22	8.8	325	11.2
Bryan Holmes	19	7.6	295	10.2
^ Clark Quisenberry	14	5.6	138	4.8
K.D. Edenfield	9	3.6	60	2.1
Trey Page	2	0.1	19	0.1
Nick McLaughlin	1	0.1	12	0.1
Total	159	63.6	2032	70.3

^ Ineligible for 2016 season

Rushing - Players Returning

Player	Catches	%	Yards	%
Emanuel Thompson	28	11.2	299	10.3
John Johnson	23	9.2	258	8.9
Deondre Douglas	21	8.4	172	6.0
Ismail Saleem	7	2.8	63	2.2
Andre Flakes	9	3.6	49	1.7
Brandon Silvers	1	0.1	9	0.0
Nyck Young	1	0.1	6	0.1
Jordan Chunn	1	0.1	2	0.1
Total	91	36.4	858	29.7

CRUMITIE MAKES HISTORY

• Last season, Deontae Crumitie started the opener at NC State for Troy at right guard. He became the first TRUE freshman to start a season opener for the Trojans on the offensive line in recorded history (records have been verified back until at least 1982).

• The Trojans have started five redshirt freshmen on the offense line during the FBS era in a season opener.  
- Kirk Kelley (2016), Antonio Garcia (2013), Terrence Jones (2011), Kyle Wilborn (2009) and Kirbie Bodiford (2003).

O-LINE STRONG DESPITE REVOLVING DOOR

• Troy finished the 2015 season ranked 38th nationally in sacks allowed; the Trojans allowed just 18 on the season and just three over the final six games of the season.

• This despite the fact that the Trojans used six different starting lineup combinations during the season and six different linemen made their first career start at the collegiate level.

- Tyler Lassiter, Luke Lawrence, Xavier Fields, Jay Dye, Deontae Crumitie and Johnathan Boring.

• Three of Troy's starters in the 2015 season finale -- Tyler Lassiter, Xavier Fields and Antonio Garcia -- and six-game starter Demontae Crumitie are Troy's mainstays on the offensive line in 2016.

YOUTH ALL AROUND

• Troy has the second fewest number of senior on offense with just four available for the 2016 season.

• Offensive linemen Tyler Lassiter, Xavier Fields and Antonio Garcia along with wide receiver Nyck Young are Troy's only seniors on offense.

Fewest Offensive Seniors - NCAA

1. Minnesota	3
2. Troy	4
Old Dominion	4
Florida	4
South Carolina	4
6. Penn State	5
Baylor	5
Marshall	5
Fresno State	5
FAU	5

OFFENSIVE EXPLOSION VS. AUSTIN PEAY

• Troy broke out of the gates quickly against Austin Peay and didn't look back.

• Troy's 706 yards of total offense were the third most in school history

1. Alcorn State	2008	736
2. Tennessee	2012	721
3. Austin Peay	2016	706

• It was the third most yards by a team in the opening weekend (Ohio State, 776; Texas Tech, 758) and the most by a Troy team in a season opener.

• Troy rushed for 383 yards against the Govs, it was the third most in the Trojans' FBS history.

1. Utah State	2002	464
2. UL Lafayette	2008	391
3. Austin Peay	2016	383

• It was the sixth most in the NCAA during the opening weekend of play and the most by a Troy team in a season opener.

• Eight different Trojans found the end zone in the game:

**Rushing** - Jordan Chunn, Brandon Silvers, Joshua Anderson, Andre Flakes and Kaleb Barker

**Receiving** - Ismail Saleem, Hiram Velez, Emanuel Thompson



## OFFENSIVE LINE SNAPSHOT

## TRISTAN CROWDER

Game	Snaps	Knockdown	Sacks Allowed	Great Block	Grade
Austin Peay	25	0	0	2	86
Clemson	8	0	0	1	62

## DEONTAE CRUMITIE

Game	Snaps	Knockdown	Sacks Allowed	Great Block	Grade
Austin Peay	53	1	0	1	93
Clemson	86	2	1	5	81
Southern Miss	88	1	0	2	79

## TAYLOR EDWARDS

Game	Snaps	Knockdown	Sacks Allowed	Great Block	Grade
Austin Peay	22	0	0	0	80

## XAVIER FIELDS

Game	Snaps	Knockdown	Sacks Allowed	Great Block	Grade
Austin Peay	52	2	0	0	87
Clemson	86	1	0	1	85

## ANTONIO GARCIA

Game	Snaps	Knockdown	Sacks Allowed	Great Block	Grade
Austin Peay	43	1	0	1	87
Clemson	86	6	0	0	90
Southern Miss	88	5	0	2	83

## J.L. GASTON

Game	Snaps	Knockdown	Sacks Allowed	Great Block	Grade
Austin Peay	27	0	0	0	92
Southern Miss	2	0	0	0	100

## KIRK KELLEY

Game	Snaps	Knockdown	Sacks Allowed	Great Block	Grade
Austin Peay	37	1	0	0	88
Southern Miss	3	0	0	0	100

## TYLER LASSITER

Game	Snaps	Knockdown	Sacks Allowed	Great Block	Grade
Austin Peay	48	7	0	0	83
Clemson	86	2	0	0	84
Southern Miss	88	3	0	1	86

## JAMES PEACH

Game	Snaps	Knockdown	Sacks Allowed	Great Block	Grade
Austin Peay	21	1	0	0	80

## STEVEN ROWZEE

Game	Snaps	Knockdown	Sacks Allowed	Great Block	Grade
Austin Peay	55	2	0	2	90
Clemson	78	2	0	3	78
Southern Miss	88	1	0	1	73

## FIRST PLAY TOUCHDOWN

- Troy scored on its first offensive play of the season as Jordan Chunn rushed 48-yards for a score.
- It marked the first time in Troy's recorded history that it scored on the opening offensive snap of the season.
- Troy is one of just four schools in the country this season to score on its first offensive play of the year -- Navy, New Mexico & Old Dominion.
- It was the first time since 2010 that Troy scored on its opening play of the game ... Corey Robinson and Chip Reeves connected for a 69-yard touchdown pass at North Texas.

## TROJANS ON WATCH LISTS

- Junior quarterback Brandon Silvers was named to the Manning Award Watch List, which is presented annually to the top quarterback in the country ... he was just one of 30 quarterbacks named to the list.
- Left tackle Antonio Garcia was named to the Outland Watch List, for the best interior lineman in college football.
- Junior running back Jordan Chunn was named to the Doak Walker Watch List, which is presented annually to the nation's top running back.
- Junior wide receiver John Johnson was named to the Wuerffel Trophy Watch List, which is known as College Football's Premier Award for Community Service. Johnson was also nominated for the Senior Class Award.

## STRONG FROSH QB DEBUTS

- Brandon Silvers is fully entrenched in the starting role as Troy's starting quarterback, but there was some uncertainty in the backup situation as no other quarterback on the roster had taken a snap.

- Against Austin Peay, true freshmen Sawyer Smith and Kaleb Barker combined to complete 9-of-9 passes for 94 yards and a touchdown, while rushing six times for 60 yards and a touchdown.

**Sawyer Smith** - 7-of-7, 86 yards, TD; 4 rushes, 2 yards

**Kaleb Barker** - 2-of-2, 8 yards; 2 rushes, 58 yards, TD

- Smith became the first Troy quarterback in recorded history to throw a touchdown pass on his first pass attempt.

- Barker broke through for a 50-yard touchdown to cap Troy's scoring on the night. It was the longest rush by a Trojan quarterback since Jamie Hampton had a 56-yard carry at Arkansas in 2007 ... it was the longest touchdown run by a Troy quarterback since Bearden Hansell had a 63-yard score against Southern Utah in 2002.

## ISH HITS TRIPLE DIGITS

- Sophomore wide receiver Ismail Saleem caught four passes for 106 yards to lead the Trojans wideouts in the opener against Austin Peay.

- Saleem entered the 2016 season with just seven catches for 63 yards in his career.

- He was one of just 23 receivers in the country to have two catches of over 30 yards -- Ish had grabs of 49 and 38 yards.

## BIG PLAY OFFENSE

- Troy posted six plays of over 30 yards in the opener against Austin Peay which was the fourth most in the country in the opening weekend ... Troy's four plays of over 40 yards were the sixth most in the opening weekend.

- Troy is among the top teams in the nation in big plays through the first two games of the season. The Trojans are tied for 21st with five plays of 40 yards or more and are tied for 15th with 10 plays of 30 yards or more.

- Troy is tied for fifth nationally with five rushes of 30 yards or more this season.

- Jabir Frye (66 yards), Kaleb Barker (50), Jordan Chunn (47, 39) and Josh Anderson (32)

- Troy is tied for sixth nationally with three rushes of 40 yards or more this season; only Navy has more (4).

- Jabir Frye (66 yards), Kaleb Barker (50), Jordan Chunn (47)

## SPREADING THE WEALTH

- Troy has scored 15 offensive touchdowns this season and 10 different players have crossed the goal line with the ball.

## Troy Plays with TD

**WR** - Deondre Douglas, Emanuel Thompson, Ismail Saleem, Andre Flakes, Hiram Velez

**RB** - Jordan Chunn, Jabir Frye, Josh Anderson

**QB** - Brandon Silvers, Kaleb Barker

- Andre Flakes has both a receiving and rushing touchdown this season.



PROTECTING THE FOOTBALL

- Brandon Silvers set the Troy FBS record with 119 consecutive pass attempts to start his career without throwing an interception; Levi Brown held the record with 118 attempts to open his career in 2008.
- Silvers had attempted 192 consecutive pass attempts without throwing an interception before throwing three against South Alabama last season.
- Entering the South Alabama game, Silvers had not thrown an interception in 33 consecutive quarters, which was the longest such streak in the country.
- Silvers has 38 touchdown passes and just 13 interceptions in 25 career games; he has thrown an interception in just eight of 25 career starts.

- Silvers has thrown an interception on just 1.87 percent of his pass attempts; the NCAA record with a min. of 600 attempts is 1.30 percent (Billy Volek, Fresno State [12 of 934], 1997-99), while the record with a min. of 1,050 attempts is 1.43 percent (Geno Smith, West Virginia [21 of 1,465], 2009-12)

TALE OF THE TURNOVER

- The Trojans have a 16-6 record in games in which they have not committed a turnover since joining the Sun Belt in 2004.
- However, five of those losses have come in the past four seasons. Three in 2014 and one in both 2013 and 2012.

TOUCHDOWN DRIVES

Plays	Yards	Time	Opp
1	48	0:07	APSU
10	75	2:59	APSU
4	75	1:32	APSU
10	49	3:06	APSU
3	67	1:15	APSU
8	63	2:36	APSU
8	42	2:53	APSU
6	87	2:18	APSU
4	75	2:14	CU
14	86	4:57	CU
8	68	1:40	CU
7	74	2:44	USM
2	29	0:16	USM
2	13	0:13	USM
2	49	0:23	USM

15 Total Drives

- 4 drives under a minute
- 5 drives under 90 seconds
- 7 drives under two minutes
- 3 drives over 10+ plays

- Average touchdown drive - 5.9 plays, 60.0 yards, 1:56

RED ZONE EFFICIENCY

- Troy is one of just 23 teams nationally to be perfect in the red zone this season as the Trojans have scored on all seven of their trips inside the red zone.
- Additionally, Troy ranks eighth nationally scoring touchdowns on 85.7 percent of its trip into the red zone ... the Trojans have scored touchdowns on 6-of-7 trips inside the red zone this season.

It's ALIVE ...

- It was a tale of two seasons for Troy's offense last season.

Stat	First 6 Games	Last 6 Games
Points	19.8	36.0
Rushing Yards	116.3	121.8
Passing Yards	189.3	292.3
Passing TDs	5	16
Interceptions	7	4
Total Offense	305.7	414.2
Plays	65.8	67.3
Yards/Play	4.6	6.2
Sacks Allowed	15	3

- The Trojans topped the 40-point mark four times over the final six games, including a three-game run where they scored a combined 144 points -- the most by a Troy team since 1993.
- The trend has continued into the 2016 season.

Stat	First 6 Games	Past 9 Games
Points	19.8	36.4
Rushing Yards	116.3	160.1
Passing Yards	189.3	271.7
Passing TDs	5	24
Interceptions	7	8
Total Offense	305.7	431.8
Plays	65.8	70.9
Yards/Play	4.6	6.1
Sacks Allowed	15	4

FRY TO THE HOUSE

- True freshman running back Jabir Frye took a 4th-and-1 handoff at Clemson and ran it 66 yards for a game-tying touchdown in the second quarter.
- Frye's 66-yard run is the longest by a freshman in Troy's Division I history and the longest run nationally this season on fourth down.

MR. FOURTH DOWN

- Sophomore wide receiver Deondre Douglas is turning into Mr. Fourth Down.
- Douglas is tied for second nationally with a pair of first down catches on fourth down, while his 34-yard touchdown reception at Southern Miss is the sixth longest reception nationally on fourth down this season.
- Douglas is one of just two players nationally (Austin Duke, Charlotte) to have a pair of catches of 15+ yards on fourth down this season.

QUICK STRIKE

- Trailing 7-0 early in the first quarter at Southern Miss, Troy scored the quickest back-to-back touchdowns in the school's FBS history to take a 14-7 lead -- 23 seconds.
- Brandon Silvers threw a 34-yard touchdown pass to Deondre Douglas on 4th-and-2 with 8:47 to play in the quarter.
- Melvin Tyus forced a fumble on the ensuing kickoff and Cedarius Rookard recovered the loose ball for the Trojans.
- Following an incompletion, Silvers threw a 29-yard touchdown pass to Emanuel Thompson with 8:24 to play in the quarter.
- The Trojans scored a field and a touchdown within 16 seconds of each other against Florida Atlantic in 2008.

DEFENSE NOTES

CLEMSON REWIND

- Troy held Clemson to just 13 points in the first half, with a pair of field goals and one touchdown.
- Troy became the first non-conference team to intercepted a pair of Deshaun Watson passes.
- Deshaun Watson finished the game with a 35 QBR, he had never posted a QBR lower than 65 in his career.
- Troy held Clemson to just 122 yards rushing in the game, which is the fewest for the Tigers against a Non-Power 5 Conference team since at least 2008.

- Troy held Clemson to just a 50.9 completion percentage, which is the fifth lowest over the last five seasons by the Tigers.

Opponent	Season	Comp. %
South Carolina	2012	45.8
Notre Dame	2015	47.6
Florida State	2013	48.9
Troy	2016	50.9

- Troy forced Clemson into five three-and-outs in the game, including three in the first half. In fact, the three in the first half came on three of Clemson's first four possessions.

TROJANS STRONG AGAINST TOP QBs

- In back-to-back weeks, Troy faced Heisman Trophy candidate Deshaun Waston (Clemson) and C-USA Player of the Year Nick Mullens (S. Miss) ... The Trojans more than held their own against two of the top quarterbacksin the country.
- The pair combined to complete just 51-of-105 pass attempts (48.6 percent) with four interceptions by the Troy defense.
- Last season, the pair combined to complete 65.6 percent of their passes last year with 25 interceptions.

TURNOVER FRENZY

- Troy entered last season's game against ULM (game number nine of the season) with six forced turnovers on the year (two interceptions and four fumbles) ... the Trojans matched that total against the Warhawks.
- It was the most turnovers by a Troy defense since forcing seven against Alcorn State in 2008 and most against an FBS team since forcing seven against Idaho in 2004.
- Four of ULM's first six plays in the game resulted in a tackle for loss.
- Troy forced 16 turnovers over the final six games of the season and 13 over the final four games of the season.
- Troy finished fifth nationally with 13 fumble recoveries on the year.

2016 Notes

- Troy has forced seven turnovers this season -- five interceptions and two fumbles -- which ranks as the 14th most in the country.
- Troy's five interceptions are the 10th most in the country after three weeks of play and are just one shy of last year's total for the entire season.



## DEFENSE FINDING THE END ZONE

• Troy's defense scored five touchdowns -- all in the last five games -- last season ... the touchdowns were four fumble returns and one interception return.

• Troy's five defensive touchdowns were the third most in the country and the most by a Troy defense since 2004.

• Troy's four fumble returns for a touchdown were the most in the country.

### NCAA Defensive Touchdowns

Team	Fumble TDs	Int TDS	Total
1. Arkansas State	2	6	8
2. Buffalo	2	5	7
3. <b>Troy</b>	<b>4</b>	<b>1</b>	<b>5</b>
Utah	2	3	5
Southern California	3	2	5
Oklahoma St.	3	2	5
Michigan St.	3	2	5

• Two of those touchdowns came against ULM on a 27-yard fumble return by Darrin Reddick and a 55-yard interception return by LaMarcus Farmer.

• It marked the first time since 2004 against Middle Tennessee that Troy scored two defensive touchdowns in a game.

• Troy's four fumbles returned for a touchdown set a record for the most in the school's FBS history.

• Troy scored a defensive in consecutive games (ULM, Georgia Southern) for the first time since 2011.

• Troy has scored a defensive touchdown in five straight seasons and in eight of the last nine years.

### 2015 Troy Defensive Touchdowns

- Rashad Dillard 33-yard fumble return (NMSU)
- Darrin Reddick 27-yard fumble return (ULM)
- LaMarcus Farmer 55-yard interception return (ULM)
- Demetrius Cain 19-yard fumble return (GS)
- Demetrius Cain 17-yard fumble return (ULL)

## SECOND HALF SHUTDOWN

• Troy's defense completely shutdown Austin Peay in the second half in the season opener.

• The Trojans limited the Gobs to just 37 yards on 20 plays; that's an average of just 1.85 yards per play.

• Troy forced five straight three-and-outs to close out the game as the Trojans held the Gobs to just 16 yards on 15 plays on their final five drives of the game.

## STOPS BEHIND THE LINE

• Troy's defense was in the Austin Peay backfield most of the game as the Trojans recorded nine tackles for loss in the game -- nine different players were credited with at least a half tackle for loss.

• Kris Weatherspoon (1.5), William Lloyd (1.0), Justin Lucas (0.5), Rashad Dillard (1.5), Zo Bridges (1.0), Hunter Reese (0.5), Seth Calloway (1.0), Tyquae Russell (1.5) and Jamal Stodom (0.5).

## THREE-AND-OUTS

• Troy's defense forced Southern Miss into nine three-and-outs -- a new season high. The Golden Eagles had gone three-and-out just three times in their games against Kentucky & Savannah State.

• Troy has forced opponents into a three-and-out on 45.7 percent of their drives this season.

## TALE OF THE TURNOVER

• Since Troy joined the Sun Belt in 2004, the Trojans have failed to force a turnover in a game just 28 times.

• In those games the Trojans are 5-23, with the victories coming against North Texas in 2006, 2010 and 2012 and against UAB and South Alabama in 2013.

## EXPERIENCED LINEBACKERS

• Troy is as deep as any linebacking unit in the country with their two-deep at Will and Mike linebackers.

• William Lloyd and Demetrius Cain started all 12 games last season at Will and Spear last season, respectively, and combined for 118 tackles, 11.0 tackles for loss and 4.5 sacks. The pair will split time at the Will linebacker.

• At Mike linebacker, Justin Lucas and Terris Lewis will split time after the pair combined to start all 12 games at the position last season.

• Playing at East Mississippi Community College, Lucas, Lloyd and Cain won back-to-back NJCAA National Championships. EMCC allowed just 7.6 points and 181.3 yards of total offense their sophomore season.

## FEARSOME FOURSOME

• Troy's front four is a fearsome group that should build on Troy's improved pressure numbers from a year ago.

• Anchoring the ends are Preseason All-Sun Belt selection in Rashad Dillard and North Carolina transfer Junior Gnonkonde ... Dillard finished third in the Sun Belt with seven sacks and added nine tackles for loss, while Gnonkonde recorded 97 tackles, 4.5 sacks, 12 tackles for loss and 11 quarterback hurries in 37 games at North Carolina.

• Up the middle, the Trojans have converted defensive end Jamal Stodom and JUCO standout Baron Poole. Poole recorded six sacks and 11 tackles for loss at Hinds CC last season, while Stodom has 6.5 career sacks and 11 career tackles for loss for the Trojans.

## KEEPING IN UNDER 400

• Troy held opponents to 391.2 yards of total offense last season; it was the first time since 2008 that Troy has held opponents under 400 yards for the season.

Season	Yards Allowed
<b>2016</b>	<b>363.0</b>
2015	391.2
2014	454.0
2013	483.2
2012	443.6
2011	465.0
2010	453.5
2009	424.5
2008	327.5
2007	378.2

## LLOYD'S IMPRESSIVE DEBUT

• Senior linebacker William Lloyd had an impressive debut for the Trojans last season as he finished with 15 tackles at NC State in the season opener ... His tally ranked as the seventh most in a game in school history and the most by a player in his Troy debut.

### Single-Game Tackle Leaders

Player	Opponent	Year	Tackles
1. Anthony Rabb	M. Tennessee	1999	23
2. Brynden Trawick	W. Kentucky	2011	20
3. Naazir Yamini	Sam Houston St.	2000	19
4. Anthony Rabb	Texas State	1999	18
Naazir Yamini	Miss. State	2002	18
6. Anthony Rabb	Cincinnati	1999	17
7. William Lloyd	NC State	2015	15
Boris Lee	Ohio State	2008	15
Brynden Trawick	North Texas	2012	15

## FIRE ANT DEFENSE

• Defensive coordinator Vic Koenning wanted to bring a fire ant mentality to the Trojan defense ... players swarming to the ball.

• In the first game under Koenning, the Trojans had three sacks and seven tackles for loss at NC State.

• It was the most tackles for loss and sacks for the Trojans against a Power 5 team since 2011; Troy also had seven tackles for loss and three sacks at Arkansas on Sept. 17, 2011.

• Troy followed that up with three sacks and eight tackles for loss against Charleston Southern.

• The Trojans had five sacks and eight tackles for loss against South Alabama; it was the most sacks for the Trojans since their 2013 game against Savannah State and most against an SBC team since Troy has six against Middle Tennessee in 2010.

• The Trojans had 14 tackles for loss at New Mexico State; the most since recording 15 against North Texas in 2008.

• The Trojans averaged 2.4 sacks and 6.9 tackles for loss in the 2015 season; Troy averaged 1.4 sacks and 4.3 tackles for loss a game the previous year.

### Troy Sacks in Sun Belt Games

Opponent	Year	Sacks
1. North Texas	2007	9
2. FIU	2008	7
3. Middle Tennessee	2010	6
FIU	2009	6
FIU	2006	6
Idaho	2004	6
Florida Atlantic	2004	6
8. South Alabama	2015	5
Florida Atlantic	2009	5
Middle Tennessee	2008	5
Arkansas State	2007	5

### Troy Tackles for Loss (All Games - Since 2001 [FBS])

Opponent	Year	Sacks
1. ULM	2003	18
2. Marshall	2004	16
3. North Texas	2003	15
North Texas	2007	15
5. New Mexico State	2015	14
Middle Tennessee	2008	14
Florida Atlantic	2003	14
8. Utah State	2002	13.5
9. Florida Atlantic	2002	13
10. Florida A&M	2002	12
Cal State Northridge	2001	12
Southern Utah	2001	12



## DEFENSIVE IMPROVEMENT

• The Trojans turned in one of the most impressive defensive improvements in the country last season under defensive coordinator Vic Koenning ... below is a breakdown of Troy's improvements.

Stat	2015	2014	Difference
Scoring Defense	27.9	36.2	-8.3
Total Defense	391.2	454.0	-62.8
Yards Per Play	5.2	6.4	-1.2
Rushing Defense	192.2	246.1	-53.9
Passing Defense	199.1	207.9	-8.8
First Downs Allowed	21.1	23.3	-2.2
Sacks	29	17	+12
Sacks Per Game	2.4	1.4	+1.0
Tackles for Loss	83	52	+31
Tackles for Loss Per Game	6.9	4.3	+2.6
Quarterback Hurries	32	8	+24

### Total Defense

	School	2015	2014	Difference
1.	Illinois	350.8	456.4	-105.6
2.	Western Kentucky	405.2	509.9	-104.7
3.	Georgia State	405.6	497.1	-91.5
4.	New Mexico	437.4	519.0	-81.6
5.	Iowa State	453.4	528.9	-75.5
6.	Bowling Green	418.2	493.6	-75.4
7.	So. Mississippi	379.5	451.4	-71.9
8.	Boston College	254.3	324.2	-69.9
9.	<b>Troy</b>	<b>391.3</b>	<b>454</b>	<b>-62.7</b>
10.	North Carolina	435.9	497.8	-61.9

### Yards Per Play

	School	2015	2014	Difference
1.	Southern Mississippi	5.14	6.41	-1.27
2.	North Carolina	5.3	6.53	-1.23
3.	Georgia State	5.41	6.57	-1.16
4.	<b>Troy</b>	<b>5.25</b>	<b>6.38</b>	<b>-1.13</b>
5.	Western Kentucky	5.53	6.66	-1.13

### Third-Down Percentage

	School	2015	2014	Difference
1.	North Carolina State	33.33	48.48	-15.15
2.	<b>Troy</b>	<b>35.98</b>	<b>50.6</b>	<b>-14.62</b>
3.	Boston College	24.14	38.71	-14.57
4.	Vanderbilt	28.16	42.17	-14.01
5.	San Diego State	27.84	40.93	-13.09

### Tackles for Loss

	School	2015	2014	Difference
1.	Colorado State	7.58	4.39	3.19
2.	Pittsburgh	7	4.15	2.85
3.	Texas A&M	8.58	5.85	2.73
4.	Boston College	9.5	6.85	2.65
5.	<b>Troy</b>	<b>6.92</b>	<b>4.33</b>	<b>2.59</b>

## THIRD-DOWN IMPROVEMENT

• As noted above, Troy had the second-best improvement in the country when it came to third-down defense. The Trojans held opponents to a 35.98 success rate on third down, which was down from 50.6 percent the previous year.

• Troy finished the 2015 season ranked 42nd nationally in third-down defense, a dramatic improvement from the 125th of 128 it ranked in 2014 and the 95th of 125 it ranked in 2013.

• Troy held opponents to just 30-of-52 on third down attempts from 1-3 yards on the season (57.8 percent). Last year, opponents converted that distance at a 68 percent rate.

• The Trojans rank 34th nationally this season holding opponents to just 30.2 percent on third down ... the Trojan defense has faced the fourth-most third downs this season with 53 through three games.

## LAST CHANCE U & TROY

• While no current Troy student-athletes appeared on Netflix's hit show Last Chance U about East Mississippi Community College, defensive tackles coach Jordan Lesley was a fixture on the show as EMCC's defensive coordinator in 2015.

• Additionally, senior linebackers Justin Lucas, William Lloyd and Demetrius Cain were members of the 2013 & 2014 EMCC squads that won back-to-back NJCAA National Championships with a perfect 24-0 record.

## TRADING PLACES

• Two of Troy's four cornerbacks on the two-deep heading into the season are relatively new to their position at the collegiate level.

• Juniors Jalen Harris and Blace Brown are both converted wide receivers and are both thriving in their new roles at cornerback.

• Harris converted in the spring of 2015 and started all 12 games last season, while Brown made the switch during the summer of 2016 and is listed second on the depth chart behind Harris.

## RUSHING DEFENSE BUILDING THE WALL

• Entering week three Troy was one of just 12 teams in the country to have not allowed a rushing touchdown.

• Following the Southern Miss game, Troy is tied for 18th nationally with just two rushing touchdowns allowed, while ranking 48th nationally against the run (124.3 ypg).

• Troy is one of 22 teams nationally to have allowed just one rushing play of 20+ yards ... the Trojans are tied for seventh nationally in the category.

## YARDS PER PLAY ON THE DOWN LOW

• After posting one of the top turnarounds in the country last year in yards per play, the Trojans are at it again.

• Troy ranks 33rd nationally allowing just 4.76 yards per play, which is down from last year's 5.2 yards per play average.

## ANOTHER BRICK IN THE WALL

• Opponents have reached the red zone against Troy's defense 10 times and have scored a touchdown on just five of those trips.

• Troy ranks 13th nationally (among teams with 10 opponent red zone opportunities) holding opponents to touchdowns just 50 percent of the time in the red zone.

## LIMITING THE BIG PLAY

• The Trojan defense ranks 10th nationally with just three plays of 30+ yards allowed this season.

• The Trojan defense ranks seventh nationally with just one play of 40+ yards allowed this season.

## NO-FLY ZONE

• Troy ranks 10th nationally with five interceptions on the year, but the Trojans are also having success knocking the ball down.

• Troy ranks seventh in the country with 17 pass break ups on the year, fifth with 22 total passes defended and eighth with 7.33 passes defended per game.

• Defensive end Junior Gnonkonde is tied for second nationally among defensive linemen with three pass break ups on the year -- all of which came at Clemson.

### Troy Passes Defended

Player	Int	PBU	Total
Kris Weatherspoon	0	3	3
Junior Gnonkonde	0	3	3
Jawon McDowell	0	2	2
Robert Johnson	0	2	2
Cedarius Rookard	1	1	2
Josh Marshall	1	1	2
Seven Players	-	-	1



## SPECIAL TEAMS NOTES

### NO SUCH THING AS JINXES

• Senior kicker Ryan Kay entered the season a perfect 30-for-30 on extra-point attempts in his career. He is the lone Troy kicker in school history to be perfect on his PATs.

• He is 11-for-11 during the 2016 season on PATs.

• Kay was Troy's primary kicker in the 2014 season before handing off the duties to Jed Solomon last season.

### KAY PICKS UP PAIR OF AWARDS

• Senior kicker Ryan Kay was named the Sun Belt Conference Special Teams Player of the Week and a Groza Award Star of the Week for his performance in Troy's victory at Southern Miss.

• Kay made a career-high three field goals, including a 43-yarder in the fourth quarter which assured Southern Miss of needing a touchdown on its final drive.

• Kay was also good from 30 yards and 42 yards, plus he was perfect on all four of his extra-point attempts.

• He was also valuable in the punt game as he averaged 41.0 yards on nine attempts, but one of his shortest punts might have been his most important. Kay pinned Southern Miss on the 1-yard line with a beautiful 37-yard punt, Troy's defense forced a three-and-out and the Trojans took over on Southern Miss' 26-yard line. Kay's followed with his 43-yard field goal to seal the game.

### THE NEW RIVERBOAT GAMBLER

• Three times last season Neal Brown took a special teams gamble and they paid off each time.

1. Troy successfully converted an on-sides kick attempt following the Trojans' second touchdown at Mississippi State.

• It was the first successful on-side kick by the Trojans since 2012 at North Texas when the Trojans recovered the opening kickoff to the second half.

2. Brown wasn't satisfied with the one on-side kick, so he dialed up another one against Idaho.

• After a Jed Solomon field goal pulled Troy within 10 points (16-6) at the start of the fourth quarter, Solomon recovered his own on-side kick.

• Three plays later Teddy Ruben took a Dallas Tidwell pass 43 yards for a touchdown.

3. Brown did it again, this time to open the third quarter at App State; Troy recovered the on-side kick and scored three players later.

• The first play following the on-side kick, was a double pass from wide receiver K.D. Edenfield to Jarvis Bentley for 46 yards.

• Brown picked up right where he left off as he attempted a two-point conversion following Troy's opening touchdown of the 2016 season, which was unsuccessful.

### HOW MANY KICKERS DO WE HAVE?

• Troy rolled out three different kickers for extra point attempts against Austin Peay.

• Ryan Kay was perfect on his four attempts, Bratcher Underwood made 1-of-2 and Chandler Williams hit his lone attempt.

### STINGY KICKOFF COVERAGE

• Troy ranked ninth nationally last season holding opponents to an average of just 17.5 yards per kickoff return.

• The longest kickoff return that Troy allowed all last season was 30 yards (twice).

### LIGHTNING IN A BOTTLE

• Troy ranked 120th out of 127 last season in kickoff returns (17.7 yards per return).

• Freshman Jabir Frye hopes to change those numbers in a big way ... listed at 5-foot-7 and 170 pounds, Frye will be Troy's primary kickoff returner.

• Averaged 27.7 yards per punt return at Escambia High School in Florida last season.

• In the opener against Austin Peay, Frye averaged 26 yards on his three attempts with returns of 33, 29 and 16 yards (penalty on return limited yardage).

### STINGY KICKOFF COVERAGE

• Troy ranked ninth nationally last season holding opponents to an average of just 17.5 yards per kickoff return.

• The longest kickoff return that Troy allowed all last season was 30 yards (twice).

• Troy ranks 29th nationally this season allowing just 18.0 yards per return.

### TYUS WITH THE STICK

• Melvin Tyus came up with one of the biggest plays of the game at Southern Miss as he forced a fumble on a kickoff return following Troy's first touchdown of the game.

• Troy scored another touchdown 23 seconds later and didn't trail the remainder of the game en route to the 37-31 victory over the Golden Eagles.

### KAY ON THE NATIONAL SCENE

• Ryan Kay ranks 15th nationally with his five field goals through the first three games of the season.

• He also ranks 45th nationally averaging 42.5 yards per punt on 19 attempts.



GAME FOUR | MONEY PLAYS

MONEY RUSHERS	1st	TD	No.	Att	MONEY RECEPTIONS	1st	TD	No.	Rec
Chunn, Jordan	16	2	16	64	Thompson, Emanuel	8	2	9	16
Anderson, Josh	8	1	8	18	Douglas, Deondre	5	3	7	19
Silvers, Brandon	2	1	3	5	Saleem, Ismail	4	1	4	5
Frye, Jabir	3	1	3	11	Flakes, Andre	3	1	3	5
Barker, Kaleb	2	1	2	4	Smith, B.J.	1	0	1	1
Smith, Sawyer	2	0	2	8	Velez, Hiram	1	1	1	3
Smith, B.J.	2	0	2	9	Wesley, Adarius	1	0	1	4
Flakes, Andre	0	1	1	3	Frye, Jabir	1	0	1	2
TOTALS	35	7	37	124	Walker, Dominic	1	0	1	1
					Anderson, Josh	1	0	1	2
					Chunn, Jordan	1	0	1	2
					TOTALS	27	8	30	65

3RD DOWN MONEY RUSHERS	1st	TD	No.	Att	3RD DOWN MONEY RECEPTIONS	1st	TD	No.	Rec
Smith, Sawyer	2	0	2	2	Thompson, Emanuel	2	0	2	3
Chunn, Jordan	2	0	2	12	Saleem, Ismail	1	0	1	1
Smith, B.J.	1	0	1	2	Douglas, Deondre	0	1	1	1
TOTALS	5	0	5	18	Flakes, Andre	1	0	1	1
					Wesley, Adarius	1	0	1	2
					Walker, Dominic	1	0	1	1
					TOTALS	6	1	7	11

4TH DOWN MONEY RUSHERS	1st	TD	No.	Att	4TH DOWN MONEY RECEPTIONS	1st	TD	No.	Rec
Silvers, Brandon	1	0	1	1	Douglas, Deondre	2	1	2	2
Frye, Jabir	1	1	1	1	TOTALS	2	1	2	2
TOTALS	2	1	2	4					

Money plays are defined as plays resulting in first down or a touchdown



## FBS ERA DEFENSIVE TOUCHDOWNS

Year	Player	Type	Yards	Opponent
2015	Demetrius Cain	Fumble	17	UL Lafayette
2015	Demetrius Cain	Fumble	19	Georgia Southern
2015	LaMarcus Farmer	Interception	55	ULM
2015	Darrin Reddick	Fumble	27	ULM
2015	Rashad Dillard	Fumble	33	at New Mexico State
2014	Montres Kitchens	Interception	28	at Idaho
2013	Eli Canton	Interception	78	Savannah State
2013	Camren Hudson	Interception	65	at UL Lafayette
2012	Brynden Trawick	Interception	70	Arkansas State
2011	LaDarrius Madden	Interception	53	at Arkansas
2011	Chris Pickett	Fumble	63	Middle Tennessee
2011	Tony Davis	Fumble	29	at FIU
2009	Boris Lee	Interception	30	ULM
2008	Jorrick Calvin	Fumble	17	vs. Southern Miss
2008	Terence Moore	Interception	28	at LSU
2007	Chris Braswell	Fumble	16	at Western Kentucky
2007	Boris Lee	Fumble	1	at Arkansas State
2007	Boris Lee	Interception	28	ULM
2007	Elbert Mack	Interception	39	UL Lafayette
2004	Derrick Ansley	Interception	16	Middle Tennessee
2004	Robby Farmer	Interception	29	Middle Tennessee
2004	Leverne Johnson	Interception	24	Idaho
2004	Johnny Faulk	Fumble	79	Idaho
2004	Leodis McKelvin	Interception	71	Utah State
2003	Derrick Ansley	Interception	70	Marshall
2002	Johnny Faulk	Interception	34	Florida A&M
2001	David Philyaw	Fumble	8	at ULM
2001	Rayshun Reed	Interception	26	Cal State Northridge
2001	Rayshun Reed	Interception	73	Mississippi State

## FBS ERA SPECIAL TEAMS TOUCHDOWNS

Year	Player	Type	Yards	Opponent
2015	Teddy Ruben	Punt Return	64	Charleston Southern
2014	Chandler Worthy	Kickoff Return	89	New Mexico State
2014	Chandler Worthy	Kickoff Return	99	Appalachian State
2013	K.D. Edenfield	Punt Return (Blocked)	11	ULM
2010	Jerrel Jernigan	Punt Return	75	UL Lafayette
2010	Jerrel Jernigan	Kickoff Return	100	at Oklahoma State
2009	Bryan Willis	Kickoff Return	38	UL Lafayette
2008	Jorrick Calvin	Blocked Field Goal	65	UL Lafayette
2008	Jorrick Calvin	Kickoff Return	95	at North Texas
2007	Leodis McKelvin	Punt Return	52	North Texas
2007	Leodis McKelvin	Punt Return	84	at FIU
2007	Leodis McKelvin	Punt Return	74	Oklahoma State
2006	Leodis McKelvin	Punt Return	48	at FIU
2005	Leodis McKelvin	Kickoff Return	100	at South Carolina
2005	Leodis McKelvin	Punt Return	73	UAB
2004	Leodis McKelvin	Punt Return	64	Florida Atlantic
2004	Leodis McKelvin	Punt Return	60	Idaho
2001	Demontray Carter	Kickoff Return	94	Southern Utah



## BIG PLAYS (20+ YARDS)

Yards	Type	Player(s)	Opponent
66	Run	Jabir Frye [TD]	Clemson
50	Run	Kaleb Barker [TD]	Austin Peay
49	Pass	Ismail Saleem from Brandon Silvers [TD]	Austin Peay
48	Run	Jordan Chunn [TD]	Austin Peay
47	Pass	Hiram Velez from Sawyer Smith [TD]	Austin Peay
39	Run	Jordan Chunn [TD]	S. Miss
38	Pass	Ismail Saleem from Brandon Silvers	Austin Peay
34	Pass	Deondre Douglas from Brandon Silvers [TD]	S. Miss
32	Run	Josh Anderson [TD]	Austin Peay
30	Pass	Deondre Douglas from Brandon Silvers	Clemson
29	Pass	Emanuel Thompson from Brandon Silvers	S. Miss
29	Run	Jordan Chunn	Austin Peay
28	Pass	Andre Flakes from Brandon Silvers	Clemson
21	Run	Sawyer Smith	S. Miss

Type	
Rushing	7
Passing	7

### Rushing

Jordan Chunn	3
Jabir Frye	1
Kaleb Barker	1
Josh Anderson	1
Sawyer Smith	1

### Passing

Brandon Silvers	6
Sawyer Smith	1

### Receiving

Ismail Saleem	2
Deondre Douglas	2
Emanuel Thompson	1
Andre Flakes	1
Hiram Velez	1

### Opponent

Austin Peay	7
Clemson	3
Southern Miss	4

### Yards

20-29	4
30-39	5
40-49	3
50-59	1
60-69	1
70-79	0
80-89	0
90-100	0



## BIG PLAYS (20+ YARDS) - OPPONENTS

Yards	Type	Player(s)	Opponent
70	Run	Smith	S. Miss
36	Pass	Beard from Hays	Austin Peay
35	Pass	Renfrow from Watson (TD)	Clemson
28	Pass	Moore from Hays	Austin Peay
24	Pass	Staggers from Mullens	S. Miss
23	Pass	Cain from Watson [TD]	Clemson
21	Pass	Holmes from Mullens	S. Miss
20	Pass	McCloud from Watson	Clemson
20	Pass	McCloud from Watson	Clemson
20	Pass	McCloud from Watson	Clemson

Type	
Rushing	1
Passing	9

Opponent	
Austin Peay	2
Clemson	5
Southern Miss	3

Yards	
20-29	7
30-39	2
40-49	0
50-59	0
60-69	0
70-79	1
80-89	0
90-99	0



FIELD POSITION

TROY (Regulation)					Opponents (Regulation)				
Opponent	No. of Drives	Avg. Start	Inside RZ	Cross 50	Opponent	No. of Drives	Avg. Start	Inside RZ	Past 50
Austin Peay	12	Own 31	3	10	Austin Peay	13	Own 27	3	5
Clemson	17	Own 30	2	8	Clemson	16	Own 35	4	11
Southern Miss	18	Own 41	2	10	Southern Miss	17	Own 23	3	6
New Mexico State					New Mexico State				
Idaho					Idaho				
Georgia State					Georgia State				
South Alabama					South Alabama				
UMass					UMass				
Appalachian State					Appalachian State				
Arkansas State					Arkansas State				
Texas State					Texas State				
Georgia Southern					Georgia Southern				
Totals	47	Own 34.0	7	28	Totals	46	Own 28.3	10	22

DRIVE STATISTICS

TROY (Regulation)								Opponents (Regulation)							
Opponent	No.	3 &		Score	Pct.	TD	Pct.	Opponent	No.	3 &		Score	Pct.	TD	Pct.
		Out	Pct.							Out	Pct.				
Austin Peay	12	1	8.3	9	75.0	8	66.7	Austin Peay	13	7	53.8	3	23.1	2	15.4
Clemson	17	7	41.2	4	23.5	3	17.6	Clemson	16	5	31.3	6	37.5	3	18.8
Southern Miss	18	6	33.3	7	38.9	4	22.2	Southern Miss	17	9	52.9	4	23.5	3	17.6
New Mexico State								New Mexico State							
Idaho								Idaho							
Georgia State								Georgia State							
South Alabama								South Alabama							
UMass								UMass							
Appalachian State								Appalachian State							
Arkansas State								Arkansas State							
Texas State								Texas State							
Georgia Southern								Georgia Southern							
Total	47	14	29.8	20	42.6	15	31.9	Total	46	21	45.7	13	28.3	8	17.4

IN THE RED ZONE

TROY						Opponents					
	Times in			Score			Times in			Score	
Opponent	RZ	TD	TD Pct.	FG	Pct.	Opponent	RZ	TD	TD Pct.	FG	Pct.
Austin Peay	3	3	100	0	100	Austin Peay	3	2	66.7	1	100
Clemson	2	2	100	0	100	Clemson	4	1	25.0	3	100
Southern Miss	2	1	50	1	100	Southern Miss	3	2	66.7	0	66.7
New Mexico State						New Mexico State					
Idaho						Idaho					
Georgia State						Georgia State					
South Alabama						South Alabama					
UMass						UMass					
Appalachian State						Appalachian State					
Arkansas State						Arkansas State					
Texas State						Texas State					
Georgia Southern						Georgia Southern					
Total	7	6	85.7	1	100	Total	10	5	50.0	4	90.0

3RD DOWN AND ...

TROY													Opponents														
Yards	APSU	CLEM	USM	NMSU	UI	GSU	USA	UMASS	APP	ASU	TXST	GS	Total	Yards	APSU	CLEM	USM	NMSU	UI	GSU	USA	UMASS	APP	ASU	TXST	GS	Total
1-3	4-5	1-4	1-2										6-11	1-3	2-3	4-4	2-3									8-10	
4-6	2-2	1-3	1-4										4-9	4-6	1-7	2-5	1-7									4-19	
7-9	0-2	0-4	0-4										0-10	7-9	0-2	1-4	0-5									1-11	
10-14	1-2	0-3	1-5										2-10	10-14	1-3	1-7	1-2									3-12	
15+	0-0	0-1	0-3										0-5	15+	0-0	0-0	0-1									0-1	
4+	3-6	1-11	2-16										6-33	4+	2-12	6-16	2-15									10-43	
7+	1-4	0-8	1-12										2-24	7+	1-5	2-11	1-8									4-24	
10+	1-2	0-4	1-8										2-14	10+	1-3	1-7	1-3									3-13	
Total	7-11	2-15	3-18										12-44	Total	4-15	8-20	4-18										16-53



# OPPONENT SCHEDULES | GAME FOUR

## AUSTIN PEAY (0-2, 0-1 OVC)

Date	Opponent	Result
Sept. 3	at Troy	L, 17-57
Sept. 10	* Tennessee Tech	L, 7-41
Sept. 24	* at Eastern Illinois	
Oct. 1	* Murray State	
Oct. 8	* at UT Martin	
Oct. 15	* at Jacksonville State	
Oct. 22	Mercer	
Oct. 29	* at SE Missouri State	
Nov. 5	* Tennessee State	
Nov. 12	* Eastern Kentucky	
Nov. 19	at Kentucky	
* OVC Game		

## CLEMSON (3-0, 0-0 ACC)

Date	Opponent	Result
Sept. 3	at Auburn	W, 19-13
Sept. 10	Troy	W, 30-24
Sept. 17	South Carolina State	W, 59-0
Sept. 22	* at Georgia Tech	
Oct. 1	* Louisville	
Oct. 7	* at Boston College	
Oct. 15	* NC State	
Oct. 29	* at Florida State	
Nov. 5	* Syracuse	
Nov. 12	* Pitt	
Nov. 19	* at Wake Forest	
Nov. 26	South Carolina	
* ACC Game		

## SOUTHERN MISS (2-1, 0-0 C-USA)

Date	Opponent	Result
Sept. 3	at Kentucky	W, 44-35
Sept. 10	Savannah State	W, 56-0
Sept. 17	Troy	L, 31-37
Sept. 24	* at UTEP	
Oct. 1	* Rice	
Oct. 8	* at Texas-San Antonio	
Oct. 15	at LSU	
Oct. 29	* Marshall	
Nov. 5	* Charlotte	
Nov. 12	* at Old Dominion	
Nov. 19	* at North Texas	
Nov. 25	* Louisiana Tech	
*C-USA Game		

## NEW MEXICO STATE (1-2, 0-0 SBC)

Date	Opponent	Result
Sept. 3	at UTEP	L, 22-38
Sept. 10	New Mexico	W, 32-31
Sept. 17	at Kentucky	L, 42-62
Sept. 24	* at Troy	
Oct. 1	* UL Lafayette	
Oct. 15	* at Idaho	
Oct. 22	* Georgia Southern	
Oct. 29	at Texas A&M	
Nov. 12	* at Arkansas State	
Nov. 19	* Texas State	
Nov. 26	* Appalachian State	
Dec. 3	* at South Alabama	
*Sun Belt Game		

## IDAHO (1-2, 0-0 SBC)

Date	Opponent	Result
Sept. 1	Montana State	W, 20-17
Sept. 10	at Washington	L, 14-59
Sept. 17	at Washington State	L, 6-56
Sept. 25	at UNLV	
Oct. 1	* Troy	
Oct. 8	* at ULM	
Oct. 15	* New Mexico State	
Oct. 22	* at Appalachian State	
Nov. 5	* at UL Lafayette	
Nov. 12	* at Texas State	
Nov. 26	* South Alabama	
Dec. 3	* Georgia State	
*Sun Belt Game		

## GEORGIA STATE (0-3, 0-0 SBC)

Date	Opponent	Result
Sept. 2	Ball State	L, 21-31
Sept. 10	at Air Force	L, 14-48
Sept. 17	at Wisconsin	L, 17-23
Oct. 1	* at Appalachian State	
Oct. 8	* Texas State	
Oct. 15	* at Troy	
Oct. 22	UT Martin	
Oct. 29	* at South Alabama	
Nov. 3	* Arkansas State	
Nov. 12	* ULM	
Nov. 19	* Georgia Southern	
Dec. 3	* at Idaho	
*Sun Belt Game		

## SOUTH ALABAMA (1-2, 0-2 SBC)

Date	Opponent	Result
Sept. 3	at Mississippi State	W, 21-20
Sept. 10	* Georgia Southern	L, 9-24
Sept. 17	* at UL Lafayette	L, 23-28
Sept. 24	Nicholls State	
Oct. 1	San Diego State	
Oct. 15	* at Arkansas State	
Oct. 20	* Troy	
Oct. 29	* Georgia State	
Nov. 5	* at ULM	
Nov. 19	at LSU	
Nov. 26	* at Idaho	
Dec. 3	* New Mexico State	
*Sun Belt Game		

## UMASS (0-2)

Date	Opponent	Result
Sept. 3	at Florida	L, 7-24
Sept. 10	Boston College	L, 7-26
Sept. 17	FIU	
Sept. 24	Mississippi State	
Oct. 1	Tulane	
Oct. 8	at Old Dominion	
Oct. 15	Louisiana Tech	
Oct. 22	at South Carolina	
Oct. 29	Wagner	
Nov. 5	at Troy	
Nov. 19	at BYU	
Nov. 26	at Hawai'i	

## APPALACHIAN STATE (1-2, 0-0 SBC)

Date	Opponent	Result
Sept. 1	at Tennessee	L, 13-20
Sept. 10	Old Dominion	W, 31-7
Sept. 17	Miami	L, 10-45
Sept. 24	at Akron	
Oct. 1	* Georgia State	
Oct. 12	* at UL Lafayette	
Oct. 22	* Idaho	
Oct. 27	* at Georgia Southern	
Nov. 5	* Texas State	
Nov. 12	* at Troy	
Nov. 19	* ULM	
Nov. 26	* at New Mexico State	
*Sun Belt Game		

## ARKANSAS STATE (0-3, 0-0 SBC)

Date	Opponent	Result
Sept. 2	Toledo	L, 10-31
Sept. 10	at Auburn	L, 14-51
Sept. 16	at Utah State	L, 20-34
Sept. 24	Central Arkansas	
Oct. 5	* Georgia Southern	
Oct. 15	* South Alabama	
Oct. 29	* ULM	
Nov. 3	* at Georgia State	
Nov. 12	* New Mexico State	
Nov. 17	* at Troy	
Nov. 26	* at UL Lafayette	
Dec. 3	* at Texas State	
*Sun Belt Game		

## TEXAS STATE (1-1, 0-0 SBC)

Date	Opponent	Result
Sept. 3	at Ohio	W, 56-54
Sept. 17	at Arkansas	L, 3-42
Sept. 24	Houston	
Oct. 1	Incarnate Word	
Oct. 8	* at Georgia State	
Oct. 15	* at ULM	
Oct. 22	* UL Lafayette	
Nov. 5	* at Appalachian State	
Nov. 12	* Idaho	
Nov. 19	* at New Mexico State	
Nov. 26	* Troy	
Dec. 3	* Arkansas State	
*Sun Belt Game		

## GEORGIA SOUTHERN (3-0, 2-0 SBC)

Date	Opponent	Result
Sept. 3	Savannah State	W, 54-0
Sept. 10	* at South Alabama	W, 24-9
Sept. 17	* ULM	W, 23-21
Sept. 24	at Western Michigan	
Oct. 5	* at Arkansas State	
Oct. 15	at Georgia Tech	
Oct. 22	* at New Mexico State	
Oct. 27	* Appalachian State	
Nov. 5	at Ole Miss	
Nov. 10	* UL Lafayette	
Nov. 19	* at Georgia State	
Dec. 3	* Troy	
*Sun Belt Game		



STARTS BY POSITION

OFFENSE

WR-X

Saleem (1)  
Johnson (1)  
Velez (1)

WR-H

Flakes (3)

WR-Y

Douglas (3)

WR-Z

Thompson (3)

LT

Garcia (2)  
Kelley (1)

LG

Rowzee (3)

C

Crumitie (3)

RG

Fields (3)

RT

Lassiter (3)

QB

Silvers (3)

RB

Chunn (3)

FB

Weldon (3)

TE

Hill (2)  
Letton (1)

DEFENSE

DE

Gnonkonde (3)

NG

Poole (2)  
Sanders (1)

DT

Stadom (3)

BAN

Dillard (3)

CB

Harris (3)

SPEAR

Russell (3)

MLB

Lucas (2)  
Lewis (1)

WLB

Lloyd (3)

CB

Melton (2)  
Rountree (1)

CS

Weatherspoon (3)

FS

Rookard (3)

(#) Indicates times started at designated position.

Starts are calculated by depth chart position heading into game not playing first snap of game.

GAME-BY-GAME OFFENSIVE STARTERS													
Game	WR-Z	WR-X	WR-Y	WR-H	LT	LG	C	RG	RT	TE	QB	TB	FB
Austin Peay	Thompson	Johnson	Douglas	Flakes	Kelley	Rowzee	Crumitie	Fields	Lassiter	Hill	Silvers	Chunn	Weldon
Clemson	Thompson	Saleem	Douglas	Flakes	Garcia	Rowzee	Crumitie	Fields	Lassiter	Hill	Silvers	Chunn	Weldon
Southern Miss	Thompson	Velez	Douglas	Flakes	Garcia	Rowzee	Crumitie	Fields	Lassiter	Hill	Silvers	Chunn	Letton
New Mexico State													
Idaho													
Georgia State													
South Alabama													
UMass													
Appalachian State													
Arkansas State													
Texas State													
Georgia Southern													

GAME-BY-GAME DEFENSIVE STARTERS												
Game	BANDIT	NG	DT	DE	MLB	WLB	SPEAR	FS	CS	CB	CB	
Austin Peay	Dillard	Poole	Stadom	Gnonkonde	Lloyd	Lucas	Russell	Rookard	Weatherspoon	Harris	Melton	
Clemson	Dillard	Poole	Stadom	Gnonkonde	Lloyd	Lewis	Russell	Rookard	Weatherspoon	Harris	Melton	
Southern Miss	Dillard	Sanders	Stadom	Gnonkonde	Lloyd	Lucas	Russell	Rookard	Weatherspoon	Harris	Rountree	
New Mexico State												
Idaho												
Georgia State												
South Alabama												
UMass												
Appalachian State												
Arkansas State												
Texas State												
Georgia Southern												



## RUSHING YARDS

Player	Att	Yds
1. DeWhitt Betterson (2001-04)	653	3441
2. Ted Horstead (1983-86)	638	2926
3. Shawn Southward (2009-12)	542	2793
4. DuJuan Harris (2007-10)	539	2636
5. Mike Turk (1984-87)	493	2533
6. Joe Jackson (1994-97)	469	2418
7. Arrid Gregory (1993-96)	365	2417
8. Eddie Coleman (1990-92)	420	2360
9. Tony Jackson (1987-90)	480	2326
10. Brandon Burks (2012-15)	431	2264
11. Kenny Cattouse (2004-07)	402	1966
12. Sullivan Walker (1975-77)	343	1931
13. Ron Daniels (1974-77)	363	1921
14. LeBarron Black (1999-2002)	499	1840
15. Phillip Jones (1997-99)	392	1727
16. Demontray Carter (2000-01)	308	1666
17. Randall Lovejoy (1991-94)	309	1574
18. Boyd Grant (1976-79)	345	1485
19. Jordan Chunn (2013-pr.)	310	1439

## RUSHING TOUCHDOWNS

Player	Att	TD
1. Joe Jackson (1994-97)	469	34
2. Shawn Southward (2009-12)	542	33
3. Mike Turk (1984-87)	493	32
4. DuJuan Harris (2007-10)	443	27
5. DeWhitt Betterson (2001-04)	653	24
6. Jordan Chunn (2013-pr.)	310	23

## PASSING YARDS

Player	Comp-Att	Yds
1. Corey Robinson (2010-13)	1179-1823	13477
2. Brock Nutter (1997-2001)	581-1037	7687
3. Sim Byrd (1966-68)	575-924	7619
4. Levi Brown (2008-09)	522-830	6284
5. Omar Haugabook (2006-07)	532-868	5376
6. Brandon Silvers (2014-pr.)	447-697	4799

## PASSING ATTEMPTS

Player	Att
1. Corey Robinson (2010-13)	1823
2. Brock Nutter (1997-2001)	1037
3. Sim Byrd (1966-68)	924
4. Omar Haugabook (2006-07)	868
5. Levi Brown (2008-09)	830
6. Brandon Silvers (2014-pr.)	670

## PASSING COMPLETIONS

Player	Att.	Comp
1. Corey Robinson (2010-13)	1823	1179
2. Brock Nutter (1997-2001)	1037	581
3. Sim Byrd (1966-68)	924	575
4. Omar Haugabook (2006-07)	868	532
5. Levi Brown (2008-09)	830	522
6. Brandon Silvers (2014-pr.)	697	483

## PASSING TOUCHDOWNS

Player	TD
1. Corey Robinson (2010-13)	81
2. Sim Byrd (1966-68)	79
3. Brock Nutter (1997-2001)	49
4. Kelvin Simmons (1992-93)	40
5. Omar Haugabook (2006-07)	39
6. Brandon Silvers (2014-pr.)	38
Levi Brown (2008-09)	38

## PASS COMPLETION PERCENTAGE (min 100 attempts)

Player	Comp-Att	Pct
1. Deon Anthony (2012-13)	105-156	67.3
2. Corey Robinson (2010-13)	1179-1823	64.7
3. Brandon Silvers (2014-pr.)	447-697	64.1

4. Levi Brown (2008-09)	522-830	62.9
5. Jamie Hampton (2007-11)	133-212	62.7

## PASSING YARDS PER GAME (min 150 completions)

Player	Yds	Avg
1. Corey Robinson (2010-13)	13477	280.8
2. Levi Brown (2008-09)	6284	273.2
3. Sim Byrd (1966-68)	7619	238.1
4. Omar Haugabook (2006-07)	5376	215.0
5. Brandon Silvers (2014-pr.)	4799	192.0

## PAT MADE

Player	ATT	MADE
1. Ted Clem (1984-87)	170	166
2. Ollie Quass (1992-95)	161	158
3. Greg Whibbs (2003-07)	141	134
4. Michael Taylor (2009-11)	130	122
5. Lawrence Tynes (1997-2000)	113	111
6. Will Scott (2012-13)	93	89
7. Randy Hicks (1969-71)	94	85
8. Randy Yancey (1976-78)	65	58
9. Sam Glusman (2008-09)	61	57
10. Don Van Wie (1981-83)	56	52
Matt Stone (1991-92)	60	52
12. Matt Huerkamp (1996)	50	46
13. Thomas Olmsted (2002-05)	49	43
14. Jed Solomon (2012-15)	43	42
15. Ryan Kay (2013-pr.)	41	41

## PATs ATTEMPTED

Player	MADE	ATT
1. Ted Clem (1984-87)	166	170
2. Ollie Quass (1992-95)	158	161
3. Greg Whibbs (2003-07)	134	141
4. Michael Taylor (2009-11)	122	130
5. Lawrence Tynes (1997-2000)	111	113
6. Randy Hicks (1969-71)	85	94
7. Will Scott (2012-13)	89	93
8. Randy Yancey (1976-78)	58	65
9. Sam Glusman (2008-09)	57	61
Matt Stone (1991-92)	52	60
11. Don Van Wie (1981-83)	52	56
12. Matt Huerkamp (1996)	46	50
13. Thomas Olmsted (2002-05)	43	49
14. Jed Solomon (2012-pr.)	42	43
15. Brian Wilson (1988-89)	35	42
16. Ryan Kay (2013-pr.)	41	41

## PATs PERCENTAGE (min 20 attempts)

Player	MADE	ATT	Pct.
1. Ryan Kay (2013-pr.)	41	41	1.000
2. Lawrence Tynes (1997-2000)	111	113	.982
3. Ollie Quass (1992-95)	158	161	.981
4. Jed Solomon (2012-15)	42	43	.977
5. Ted Clem (1984-87)	166	170	.976
6. Rusty Adams (1979)	28	29	.966
7. Will Scott (2012-13)	89	93	.957
8. Greg Whibbs (2003-07)	134	141	.950
9. Michael Taylor (2009-11)	122	130	.938
10. Sam Glusman (2008-09)	57	61	.934
11. Don Van Wie (1981-83)	52	56	.929

## FIELD GOALS MADE

Player	ATT	MADE
1. Greg Whibbs (2003-07)	71	50
2. Ted Clem (1984-87)	78	48
3. Lawrence Tynes (1997-2000)	57	44
4. Michael Taylor (2009-11)	50	36
5. Ollie Quass (1992-95)	50	31
6. Will Scott (2012-13)	36	28
7. Sam Glusman (2008-09)	38	27
8. Matt Stone (1991-92)	33	23
9. Randy Yancey (1976-78)	39	20
10. Brian Wilson (1988-89)	33	19

11. Matt Huerkamp (1996)	24	18
12. Don Van Wie (1981-83)	27	17
Thomas Olmsted (2002-05)	29	17
14. Ryan Kay (2013-pr.)	23	16
Randy Hicks (1969-71)	16	16

## FIELD GOALS ATTEMPTED

Player	MADE	ATT
1. Ted Clem (1984-87)	48	78
2. Greg Whibbs (2003-07)	50	71
3. Lawrence Tynes (1997-2000)	44	57
4. Ollie Quass (1992-95)	31	50
Michael Taylor (2009-11)	36	50
6. Randy Yancey (1976-78)	20	39
7. Sam Glusman (2008-09)	27	38
8. Will Scott (2012-13)	28	36
9. Matt Stone (1991-92)	23	33
Brian Wilson (1988-89)	19	33
11. Thomas Olmsted (2002-05)	17	29
12. Don Van Wie (1981-83)	17	27
13. Matt Huerkamp (1996)	18	24
14. Ryan Kay (2013-pr.)	16	23

## FIELD GOAL PERCENTAGE (min 10 attempts)

Player	MADE	ATT	Pct.
1. Randy Hicks (1969-71)	16	16	1.000
2. Jed Solomon (2012-15)	15	19	.789
3. Will Scott (2012-13)	28	36	.778
4. Lawrence Tynes (1997-2000)	44	57	.772
5. Matt Huerkamp (1996)	18	24	.750
6. Michael Taylor (2009-11)	36	50	.720
7. Sam Glusman (2008-09)	27	38	.711
8. Greg Whibbs (2003-07)	50	71	.704
9. Matt Stone (1991-92)	23	33	.697
10. Ryan Kay (2013-pr.)	16	23	.696
11. Don Van Wie (1981-83)	17	27	.630

## PUNT ATTEMPTS

Player	Att
1. Thomas Olmsted (2002-05)	288
2. Will Goggans (2009-11)	240
3. Matt Allen (1997-2000)	225
4. Mike Quinn (1977-80)	213
5. Glen Klava (1985-88)	193
6. Rodney Glass (1989-91)	182
7. Ryan Kay (2013-pr.)	145

## PUNTS - TOTAL YARDS

Player	Att	Yds
1. Thomas Olmsted (2002-05)	288	11,953
2. Matt Allen (1997-2000)	225	9226
3. Mike Quinn (1977-80)	213	8461
4. Glen Klava (1985-88)	193	7432
5. Will Goggans (2009-11)	172	7024
6. Rodney Glass (1989-91)	182	6781
7. Ryan Kay (2013-pr.)	145	5949

## AVERAGE YARDS PER PUNT (min 30 attempts)

Player	Att	Yds	Avg.
1. Will Scott (2012-13)	110	4709	42.81
2. Thomas Olmsted (2002-05)	288	11,953	41.50
3. Greg Whibbs (2003-07)	47	1942	41.31
4. Matt Allen (1997-2000)	225	9226	41.09
5. Ryan Kay (2013-pr.)	145	5949	41.03
6. Will Goggans (2009-11)	240	9797	40.82
7. David Cooper (1967-69)	91	3675	40.38
8. Jason Wright (2003-06)	59	2359	39.98
9. Mike Quinn (1977-80)	213	8461	39.72
10. Lionel Rainey (1969-70)	37	1436	38.81



## TROY

Points Scored .....	57.....	Austin Peay
Low .....	24.....	Clemson
First Downs .....	29.....	Austin Peay
Low .....	19.....	Southern Miss
Rushing Plays .....	49.....	Southern Miss
Low .....	33.....	Clemson
Net Rushing Yards .....	383.....	Austin Peay
Low .....	141.....	Clemson
Passes Attempted.....	45.....	Clemson
Low .....	28.....	Southern Miss
Had Intercepted .....	3.....	Clemson
Low .....	0.....	Austin Peay
Net Passing Yards.....	323.....	Austin Peay
Low .....	123.....	Southern Miss
Total Offensive Plays.....	79.....	Austin Peay
Low .....	77.....	Southern Miss
Total Net Offense .....	706.....	Austin Peay
Low .....	309.....	Southern Miss
Penalties .....	14.....	Austin Peay
Low .....	10.....	Southern Miss
Penalty Yards.....	153.....	Austin Peay
Low .....	70.....	Southern Miss

## TROY INDIVIDUALS

Rushes .....	36	Chunn, Jordan at Southern Miss (Sep 17, 2016)
Yards Rushing .....	176	Chunn, Jordan at Southern Miss (Sep 17, 2016)
TD Rushes.....	1	Barker, Kaleb vs Austin Peay (Sep 03, 2016)
.....		Silvers, Brandon vs Austin Peay (Sep 03, 2016)
.....		Flakes, Andre vs Austin Peay (Sep 03, 2016)
.....		Anderson, Josh vs Austin Peay (Sep 03, 2016)
.....		Chunn, Jordan vs Austin Peay (Sep 03, 2016)
.....		Frye, Jabir at Clemson (Sep 10, 2016)
.....		Chunn, Jordan at Southern Miss (Sep 17, 2016)
Long Rush .....	66	Frye, Jabir at Clemson (Sep 10, 2016)
Pass attempts.....	42	Silvers, Brandon at Clemson (Sep 10, 2016)
Pass completions.....	24	Silvers, Brandon at Clemson (Sep 10, 2016)
Yards Passing.....	233	Silvers, Brandon at Clemson (Sep 10, 2016)
TD Passes.....	3	Silvers, Brandon at Southern Miss (Sep 17, 2016)
Long Pass.....	49	Silvers, Brandon vs Austin Peay (Sep 03, 2016)
Receptions .....	11	Douglas, Deondre at Clemson (Sep 10, 2016)
Yards Receiving .....	106	Saleem, Ismail vs Austin Peay (Sep 03, 2016)
TD Receptions.....	2	Douglas, Deondre at Clemson (Sep 10, 2016)
Long Reception.....	49	Saleem, Ismail vs Austin Peay (Sep 03, 2016)
Field Goals.....	3	Kay, Ryan at Southern Miss (Sep 17, 2016)
Long Field Goal .....	43	Kay, Ryan vs Austin Peay (Sep 03, 2016)
.....		Kay, Ryan at Southern Miss (Sep 17, 2016)
Punts .....	9	Kay, Ryan at Southern Miss (Sep 17, 2016)
Punting Avg.....	44.5	Kay, Ryan vs Austin Peay (Sep 03, 2016)
Long Punt.....	60	Kay, Ryan at Clemson (Sep 10, 2016)
Punts inside 20 .....	3	Kay, Ryan at Southern Miss (Sep 17, 2016)
Long Punt Return .....	28	Rookard, Cedarius vs Austin Peay (Sep 03, 2016)
Long Kickoff Return.....	35	Frye, Jabir at Southern Miss (Sep 17, 2016)
Tackles.....	9	Lewis, Terris at Clemson (Sep 10, 2016)
Sacks.....	1.0	Bridges, Zo vs Austin Peay (Sep 03, 2016)
Tackles For Loss.....	2.0	Poole, Baron at Southern Miss (Sep 17, 2016)
Interceptions.....	1	Melton, Kamryn vs Austin Peay (Sep 03, 2016)
.....		Rookard, Cedarius at Clemson (Sep 10, 2016)
.....		Rountree, Jalen at Clemson (Sep 10, 2016)
.....		Dillard, Rashad at Southern Miss (Sep 17, 2016)
.....		Marshall, Josh at Southern Miss (Sep 17, 2016)

## OPPONENTS

Points Scored .....	31.....	Southern Miss
Low .....	17.....	Austin Peay
First Downs .....	24.....	Clemson
Low .....	13.....	Austin Peay
Rushing Plays .....	41.....	Austin Peay
Low .....	29.....	Southern Miss
Net Rushing Yards .....	158.....	Southern Miss
Low .....	93.....	Austin Peay
Passes Attempted.....	53.....	Clemson
Low .....	22.....	Austin Peay
Had Intercepted .....	2.....	Southern Miss / Clemson
Low .....	1.....	Austin Peay
Net Passing Yards.....	292.....	Clemson
Low .....	161.....	Austin Peay
Total Offensive Plays.....	85.....	Clemson
Low .....	63.....	Austin Peay
Total Net Offense .....	421.....	Southern Miss
Low .....	254.....	Austin Peay
Penalties .....	16.....	Southern Miss
Low .....	3.....	Austin Peay
Penalty Yards.....	135.....	Southern Miss
Low .....	23.....	Austin Peay

## OPPONENT INDIVIDUALS

Rushes .....	20	SMITH, Ito, at Southern Miss (Sep 17, 2016)
Yards Rushing .....	131	SMITH, Ito, at Southern Miss (Sep 17, 2016)
TD Rushes.....	2	SMITH, Ito, at Southern Miss (Sep 17, 2016)
Long Rush .....	70	SMITH, Ito, at Southern Miss (Sep 17, 2016)
Pass attempts.....	53	WATSON, at Clemson (Sep 10, 2016)
Pass completions.....	27	WATSON, at Clemson (Sep 10, 2016)
Yards Passing.....	292	WATSON, at Clemson (Sep 10, 2016)
TD Passes.....	3	WATSON, at Clemson (Sep 10, 2016)
Long Pass.....	36	Hays, Tommy, vs Austin Peay (Sep 03, 2016)
Receptions .....	7	A. SCOTT, at Clemson (Sep 10, 2016)
.....		McCLOUD, at Clemson (Sep 10, 2016)
Yards Receiving .....	98	STAGGERS, A., at Southern Miss (Sep 17, 2016)
TD Receptions.....	2	Coleman, James, vs Austin Peay (Sep 03, 2016)
Long Reception.....	36	Beard, Jared, vs Austin Peay (Sep 03, 2016)
Field Goals.....	3	HUEGEL, at Clemson (Sep 10, 2016)
Long Field Goal .....	41	SHAUNFIELD, P., at Southern Miss (Sep 17, 2016)
Punts .....	8	Stuart, Devin, vs Austin Peay (Sep 03, 2016)
.....		SARRAZIN, Tyler, at Southern Miss (Sep 17, 2016)
Punting Avg.....	45.0	SARRAZIN, Tyler, at Southern Miss (Sep 17, 2016)
Long Punt.....	57	SARRAZIN, Tyler, at Southern Miss (Sep 17, 2016)
Punts inside 20 .....	1	Stuart, Devin, vs Austin Peay (Sep 03, 2016)
.....		TEASDALL, at Clemson (Sep 10, 2016)
.....		SARRAZIN, Tyler, at Southern Miss (Sep 17, 2016)
Long Punt Return .....	74	McCLOUD, at Clemson (Sep 10, 2016)
Long Kickoff Return.....	30	PARKS, Tez, at Southern Miss (Sep 17, 2016)
Tackles.....	14	Scholato, Gunnar, vs Austin Peay (Sep 03, 2016)
.....		V. SMITH, at Clemson (Sep 10, 2016)
Sacks.....	1.0	WATKINS, at Clemson (Sep 10, 2016)
Tackles For Loss.....	4.0	THIGPEN, Xavier, at Southern Miss (Sep 17, 2016)
Interceptions.....	1	JOSEPH, at Clemson (Sep 10, 2016)
.....		J. WILLIAMS, at Clemson (Sep 10, 2016)
.....		O'DANIEL, at Clemson (Sep 10, 2016)
.....		FOSTER, Devonta, at Southern Miss (Sep 17, 2016)



# GAME-BY-GAME STATS | **GAME FOUR**

GAME.....	SCORE	FIRST DOWNS		RUSHING NO-YDS-TD	C-A-I	PASSING		TOT OFF PL-YDS	PUNTS NO-AVG	FUM F-L	PENALTIES		TIME OF POSS
		TOT	RU-PA-PE			YDS	TD				NO-YDS	3DN	
Troy .....	57	29	18-11-0	43-383-5	29-36-0	323	3	79-706	2-44.5	2-1	14-153	7-of-11	27:26
vs. Austin Peay .....	17	13	4-6-3	41-93-0	14-22-1	161	2	63-254	8-37.6	1-0	3-23	4-of-15	32:34
Troy .....	24	21	6-11-4	33-141-1	26-45-3	245	2	78-386	8-43.8	2-0	11-95	2-of-15	33:20
at Clemson .....	30	24	8-13-3	32-122-0	27-53-2	292	3	85-414	6-37.5	2-1	7-71	8-of-20	26:40
Troy .....	37	19	11-5-3	49-186-1	10-28-1	123	3	77-309	9-41.0	1-0	10-70	3-of-18	35:54
at Southern Miss .....	31	20	5-13-2	29-158-2	24-52-2	263	1	81-421	8-45.0	2-1	16-135	4-of-18	24:06



2016 Season Results (2-1, 0-0 Sun Belt)

Date	Opponent	Location	Result	TV	Attendance
Sept. 3	Austin Peay	Troy, Ala.	W, 57-17	ESPN3	18,835
Sept. 10	#2/2 Clemson	Clemson, S.C.	L, 24-30	ACC / ESPN3	78,532
Sept. 17	Southern Miss	Hattiesburg, Miss.	W, 37-31	beIN	27,905
Sept. 24	New Mexico State	Troy, Ala.		ESPN3	
Oct. 1	Idaho	Moscow, Idaho			
Oct. 15	Georgia State	Troy, Ala.			
Oct. 20	South Alabama	Mobile, Ala.		ESPNU	
Nov. 5	UMass	Troy, Ala.			
Nov. 12	Appalachian State	Troy, Ala.			
Nov. 17	Arkansas State	Troy, Ala.		ESPNU	
Nov. 26	Texas State	San Marcos, Texas			
Dec. 3	Georgia Southern	Statesboro, Ga.			

INDIVIDUAL STATISTICS

RUSHING..... GP	Att	Gain	Loss	Net	Avg	TD	Long	Avg/G
Chunn, Jordan ..... 3	64	396	15	381	6.0	2	48	127.0
Anderson, Josh ..... 3	18	124	5	119	6.6	1	32	39.7
Frye, Jabir ..... 3	11	103	11	92	8.4	1	66	30.7
Barker, Kaleb ..... 2	4	70	0	70	17.5	1	50	35.0
Smith, B.J. .... 3	9	45	2	43	4.8	0	15	14.3
Flakes, Andre ..... 3	3	16	0	16	5.3	1	6	5.3
Smith, Sawyer ..... 3	8	28	26	2	0.2	0	21	0.7
Douglas, Deondre ..... 3	1	1	0	1	1.0	0	1	0.3
Silvers, Brandon..... 3	6	7	13	-6	-1.0	1	3	-2.0
TEAM ..... 1	1	0	8	-8	-8.0	0	0	-8.0
<b>Total..... 3</b>	<b>125</b>	<b>790</b>	<b>80</b>	<b>710</b>	<b>5.7</b>	<b>7</b>	<b>66</b>	<b>236.7</b>
<b>Opponents..... 3</b>	<b>102</b>	<b>438</b>	<b>65</b>	<b>373</b>	<b>3.7</b>	<b>2</b>	<b>70</b>	<b>124.3</b>

PASSING.....G	Effic	Cmp-Att-Int	Pct	Yds	TD	Lng	Avg/G
Silvers, Brandon..... 3	125.25	54-96-3	56.2	585	7	49	195.0
Smith, Sawyer ..... 3	168.47	9-11-1	81.8	98	1	47	32.7
Barker, Kaleb ..... 2	133.60	2-2-0	100.0	8	0	7	4.0
<b>Total..... 3</b>	<b>129.77</b>	<b>65-109-4</b>	<b>59.6</b>	<b>691</b>	<b>8</b>	<b>49</b>	<b>230.3</b>
<b>Opponents..... 3</b>	<b>106.26</b>	<b>65-127-5</b>	<b>51.2</b>	<b>716</b>	<b>6</b>	<b>36</b>	<b>238.7</b>

RECEIVING .....G	No.	Yds	Avg	TD	Long	Avg/G
Douglas, Deondre ..... 3	19	172	9.1	3	34	57.3
Thompson, Emanuel ..... 3	16	142	8.9	2	29	47.3
Saleem, Ismail ..... 2	5	117	23.4	1	49	58.5
Flakes, Andre ..... 3	5	68	13.6	1	28	22.7
Wesley, Adarius ..... 1	4	24	6.0	0	12	24.0
Velez, Hiram..... 3	3	65	21.7	1	47	21.7
Davis, Sidney ..... 3	2	21	10.5	0	15	7.0
Chunn, Jordan ..... 3	2	20	10.0	0	14	6.7
Anderson, Josh ..... 3	2	18	9.0	0	11	6.0
Johnson, John..... 2	2	14	7.0	0	7	7.0
Frye, Jabir ..... 3	2	6	3.0	0	5	2.0
Smith, B.J. .... 3	1	10	10.0	0	10	3.3
Walker, Dominic..... 2	1	7	7.0	0	7	3.5
Hallman, Richard..... 3	1	7	7.0	0	7	2.3
<b>Total..... 3</b>	<b>65</b>	<b>691</b>	<b>10.6</b>	<b>8</b>	<b>49</b>	<b>230.3</b>
<b>Opponents..... 3</b>	<b>65</b>	<b>716</b>	<b>11.0</b>	<b>6</b>	<b>36</b>	<b>238.7</b>

TEAM STATISTICS

	TROY	OPP
SCORING	118	78
Points Per Game	39.3	26.0
Points off Turnovers	20	17

FIRST DOWNS	69	57
Rushing	35	17
Passing	27	32
Penalty	7	8

RUSHING YARDAGE	710	373
Yards gained rushing	790	438
Yards lost rushing	80	65
Rushing Attempts	125	102
Average Per Rush	5.7	3.7
Average Per Game	236.7	124.3
TDs Rushing	7	2

PASSING YARDAGE	691	716
Comp-Att-Int	65-109-4	65-127-5
Average Per Pass	6.3	5.6
Average Per Catch	10.6	11.0
Average Per Game	230.3	238.7
TDs Passing	8	6

TOTAL OFFENSE	1401	1089
Total Plays	234	229
Average Per Play	6.0	4.8
Average Per Game	467.0	363.0

KICK RETURNS: #-Yards	9-215	16-288
PUNT RETURNS: #-Yards	5-48	7-103
INT RETURNS: #-Yards	5-60	4-74
KICK RETURN AVERAGE	23.9	18.0
PUNT RETURN AVERAGE	9.6	14.7
INT RETURN AVERAGE	12.0	18.5
FUMBLES-LOST	5-1	5-2

PENALTIES-Yards	35-318	26-229
Average Per Game	106.0	76.3

PUNTS-Yards	19-808	22-886
Average Per Punt	42.5	40.3
Net punt average	35.0	36.3

TIME OF POSSESSION/GAME	32:13	27:47
-------------------------	-------	-------

3RD-DOWN Conversions	12/44	16/53
3rd-Down Pct	27%	30%
4TH-DOWN Conversions	4/6	3/7
4th-Down Pct	67%	43%

SACKS BY-Yards	2-15	1-8
MISC YARDS	0	0
TOUCHDOWNS SCORED	15	9
FIELD GOALS-ATTEMPTS	5-7	5-5
ON-SIDE KICKS	0-2	0-0
RED-ZONE SCORES	(7-7) 100%	(9-10) 90%
RED-ZONE TOUCHDOWNS	(6-7) 86%	(5-10) 50%
PAT-ATTEMPTS	(13-14) 93%	(9-9) 100%
ATTENDANCE	18835	106437
Games/Avg Per Game	1/18835	2/53218
Neutral Site Games		0/0

SCORE BY QUARTERS						
	1st	2nd	3rd	4th	OT	Total
Troy	33	31	24	30	-	118
Opponents	17	27	17	17	-	78



SCORING.....	TD	FGs	Kick	Rush	Rcv	Pass	DXP	Saf	Points
Kay, Ryan.....	0	5-7	11-11	0-0	0	0-0	0	0	26
Douglas, Deondre .....	3	0-0	0-0	0-0	0	0-0	0	0	18
Flakes, Andre .....	2	0-0	0-0	0-0	0	0-0	0	0	12
Thompson, Emanuel .....	2	0-0	0-0	0-0	0	0-0	0	0	12
Chunn, Jordan .....	2	0-0	0-0	0-0	0	0-0	0	0	12
Saleem, Ismail .....	1	0-0	0-0	0-0	0	0-0	0	0	6
Frye, Jabir .....	1	0-0	0-0	0-0	0	0-0	0	0	6
Silvers, Brandon.....	1	0-0	0-0	0-0	0	0-1	0	0	6
Velez, Hiram.....	1	0-0	0-0	0-0	0	0-0	0	0	6
Barker, Kaleb.....	1	0-0	0-0	0-0	0	0-0	0	0	6
Anderson, Josh.....	1	0-0	0-0	0-0	0	0-0	0	0	6
Williams, Chandler .....	0	0-0	1-1	0-0	0	0-0	0	0	1
Underwood, Bratcher.....	0	0-0	1-2	0-0	0	0-0	0	0	1
<b>Total.....</b>	<b>15</b>	<b>5-7</b>	<b>13-14</b>	<b>0-0</b>	<b>0</b>	<b>0-1</b>	<b>0</b>	<b>0</b>	<b>118</b>
<b>Opponents.....</b>	<b>9</b>	<b>5-5</b>	<b>9-9</b>	<b>0-0</b>	<b>0</b>	<b>0-0</b>	<b>0</b>	<b>0</b>	<b>78</b>

FIELD GOALS .....	FGM-FGA	Pct	01-19	20-29	30-39	40-49	50-99	Lg	Blk
Kay, Ryan .....	5-7	71.4	0-0	0-0	2-3	3-4	0-0	43	0

ALL PURPOSE .....	G	Rush	Rec	PR	KOR	IR	Tot	Avg/G
Chunn, Jordan .....	3	381	20	0	0	0	401	133.7
Frye, Jabir .....	3	92	6	0	180	0	278	92.7
Douglas, Deondre .....	3	1	172	0	35	0	208	69.3
Thompson, Emanuel .....	3	0	142	0	0	0	142	47.3
Anderson, Josh.....	3	119	18	0	0	0	137	45.7
Saleem, Ismail .....	2	0	117	0	0	0	117	58.5
Flakes, Andre .....	3	16	68	0	0	0	84	28.0
Rookard, Cedarius .....	3	0	0	48	0	31	79	26.3
Barker, Kaleb.....	2	70	0	0	0	0	70	35.0
Velez, Hiram.....	3	0	65	0	0	0	65	21.7
Smith, B.J. ....	3	43	10	0	0	0	53	17.7
Rountree, Jalen.....	3	0	0	0	0	25	25	8.3
Wesley, Adarius .....	1	0	24	0	0	0	24	24.0
Davis, Sidney .....	3	0	21	0	0	0	21	7.0
Johnson, John.....	2	0	14	0	0	0	14	7.0
Hallman, Richard.....	3	0	7	0	0	0	7	2.3
Walker, Dominic .....	2	0	7	0	0	0	7	3.5
Dillard, Rashad.....	3	0	0	0	0	3	3	1.0
Smith, Sawyer .....	3	2	0	0	0	0	2	0.7
Marshall, Josh.....	3	0	0	0	0	1	1	0.3
Silvers, Brandon.....	3	-6	0	0	0	0	-6	-2.0
TEAM.....	1	-8	0	0	0	0	-8	-8.0
<b>Total.....</b>	<b>3</b>	<b>710</b>	<b>691</b>	<b>48</b>	<b>215</b>	<b>60</b>	<b>1724</b>	<b>574.7</b>
<b>Opponents.....</b>	<b>3</b>	<b>373</b>	<b>716</b>	<b>103</b>	<b>288</b>	<b>74</b>	<b>1554</b>	<b>518.0</b>

PUNTING.....	No.	Yds	Avg	Long	TB	FC	I20	50+	Blkd
Kay, Ryan.....	19	808	42.5	60	2	4	6	3	0
<b>Total.....</b>	<b>19</b>	<b>808</b>	<b>42.5</b>	<b>60</b>	<b>2</b>	<b>4</b>	<b>6</b>	<b>3</b>	<b>0</b>
<b>Opponents.....</b>	<b>22</b>	<b>886</b>	<b>40.3</b>	<b>57</b>	<b>2</b>	<b>6</b>	<b>3</b>	<b>4</b>	<b>0</b>

KICKOFFS.....	No.	Yds	Avg	TB	OB	Retn	Net	YdLn
Underwood, Bratcher.....	20	1180	59.0	2	1			
<b>Total.....</b>	<b>20</b>	<b>1180</b>	<b>59.0</b>	<b>2</b>	<b>1</b>	<b>288</b>	<b>42.1</b>	<b>22</b>
<b>Opponents.....</b>	<b>17</b>	<b>1019</b>	<b>59.9</b>	<b>6</b>	<b>0</b>	<b>215</b>	<b>38.5</b>	<b>26</b>

FG SEQUENCE	TROY	OPPONENTS
Austin Peay	(43)	(33)
Clemson	(39),48	(26),(32),(34)
Southern Miss	(30),39,(42),(43)	(41)

Numbers in (parentheses) indicate field goal was made.

PUNT RETURNS .....	No.	Yds	Avg	TD	Long
Rookard, Cedarius .....	5	48	9.6	0	28
<b>Total.....</b>	<b>5</b>	<b>48</b>	<b>9.6</b>	<b>0</b>	<b>28</b>
<b>Opponents.....</b>	<b>7</b>	<b>103</b>	<b>14.7</b>	<b>0</b>	<b>74</b>

INTERCEPTIONS .....	No.	Yds	Avg	TD	Long
Dillard, Rashad.....	1	3	3.0	0	3
Rookard, Cedarius .....	1	31	31.0	0	31
Rountree, Jalen.....	1	25	25.0	0	25
Melton, Kamryn .....	1	0	0.0	0	0
Marshall, Josh.....	1	1	1.0	0	1
<b>Total.....</b>	<b>5</b>	<b>60</b>	<b>12.0</b>	<b>0</b>	<b>31</b>
<b>Opponents.....</b>	<b>4</b>	<b>74</b>	<b>18.5</b>	<b>1</b>	<b>61</b>

KICK RETURNS.....	No.	Yds	Avg	TD	Long
Frye, Jabir .....	7	180	25.7	0	35
Douglas, Deondre .....	2	35	17.5	0	20
<b>Total.....</b>	<b>9</b>	<b>215</b>	<b>23.9</b>	<b>0</b>	<b>35</b>
<b>Opponents.....</b>	<b>16</b>	<b>288</b>	<b>18.0</b>	<b>0</b>	<b>30</b>

FUMBLE RETURNS .....	No.	Yds	Avg	TD	Long
<b>Total.....</b>	<b>0</b>	<b>0</b>	<b>0.0</b>	<b>0</b>	<b>0</b>
<b>Opponents.....</b>	<b>0</b>	<b>0</b>	<b>0.0</b>	<b>0</b>	<b>0</b>

TOTAL OFFENSE	G	Plays	Rush	Pass	Total	Avg/G
Silvers, Brandon	3	102	-6	585	579	193.0
Chunn, Jordan	3	64	381	0	381	127.0
Anderson, Josh	3	18	119	0	119	39.7
Smith, Sawyer	3	19	2	98	100	33.3
Frye, Jabir	3	11	92	0	92	30.7
Barker, Kaleb	2	6	70	8	78	39.0
Smith, B.J.	3	9	43	0	43	14.3
Flakes, Andre	3	3	16	0	16	5.3
Douglas, Deondre	3	1	1	0	1	0.3
TEAM	1	1	-8	0	-8	-8.0
<b>Total.....</b>	<b>3</b>	<b>234</b>	<b>710</b>	<b>691</b>	<b>1401</b>	<b>467.0</b>
<b>Opponents.....</b>	<b>3</b>	<b>229</b>	<b>373</b>	<b>716</b>	<b>1089</b>	<b>363.0</b>



# GAME FOUR | DEFENSIVE STATS

		-----Tackles-----				-Sacks-		---Pass Def---		-----Fumbles-----				Blkd	
DEFENSE	GP-GS	Solo	Ast	Total	TFL/Yds	No-Yards	Int-Yds	BrUp	QBH	Rcv-Yds	FF	Kick	Saf		
23	Lloyd, William	3	12	4	16	1.0-4	.	.	.	1	.	.	.	.	
20	Lewis, Terris	3	5	10	15	.	.	.	.	.	.	.	.	.	
25	Marshall, Josh	3	10	3	13	1.0-1	.	1-1	1	.	.	.	.	.	
3	Weatherspoon, Kris	3	9	2	11	2.5-8	.	.	3	.	.	.	.	.	
24	Rookard, Cedarius	3	7	4	11	1.0-2	.	1-31	1	.	1-0	.	.	.	
30	Stadom, Jamal	3	4	7	11	2.5-6	0.5-4	.	.	.	.	.	.	.	
13	Lucas, Justin	3	7	4	11	0.5-1	.	.	.	.	.	1	.	.	
44	Gnonkonde, Junior	3	8	1	9	.	.	.	3	.	.	.	.	.	
7	Dillard, Rashad	3	6	3	9	2.0-5	.	1-3	.	2	.	.	.	.	
5	Lebbie, Sam	3	5	3	8	0.5-1	.	.	.	.	.	.	.	.	
12	Tyus, Melvin	3	7	1	8	.	.	.	.	.	.	1	.	.	
9	Harris, Jalen	3	6	2	8	.	.	.	1	.	.	1	.	.	
94	Calloway, Seth	3	3	4	7	1.5-2	.	.	.	.	.	.	.	.	
34	Johnson, Robert	3	6	1	7	.	.	.	2	.	.	.	.	.	
90	Sanders, Trevon	2	1	6	7	.	.	.	.	.	.	.	.	.	
18	Brown, Blace	3	4	2	6	.	.	.	1	.	.	.	.	.	
50	Bridges, Zo	3	5	1	6	2.0-24	1.0-7	.	.	.	.	.	.	.	
4	Melton, Kamryn	3	3	3	6	.	.	1-0	.	1	.	.	.	.	
21	Cain, Demetrius	3	4	2	6	0.5-4	0.5-4	.	1	1	.	.	.	.	
10	Russell, Tyquae	3	3	3	6	0.5-1	.	.	1	.	.	.	.	.	
48	Webb, Marcus	3	1	4	5	0.5-0	.	.	.	.	.	.	.	.	
97	Poole, Baron	3	2	2	4	2.0-6	.	.	1	1	.	.	.	.	
11	McGhee, Uvakeious	2	2	2	4	.	.	.	.	.	.	.	.	.	
22	Rountree, Jalen	3	4	.	4	.	.	1-25	.	.	.	.	.	.	
39	Harris, Dondrell	2	2	1	3	.	.	.	.	.	.	.	.	.	
29	Folsom, Tron	3	1	2	3	.	.	.	.	.	.	1	.	.	
47	Reese, Hunter	3	2	1	3	1.0-4	.	.	.	.	.	.	.	.	
38	Chunn, Jordan	3	2	.	2	.	.	.	.	.	.	.	.	.	
35	Salter, Doug	3	1	1	2	.	.	.	.	1	.	.	.	.	
TM	TEAM	1	1	.	1	.	.	.	.	.	.	.	.	.	
95	Robinson, Michael	3	.	1	1	.	.	.	.	.	.	.	.	.	
6	McDowell, Jawon	3	1	.	1	.	.	.	2	.	.	.	.	.	
73	Polk, Taylor	3	1	.	1	.	.	.	.	.	.	.	.	.	
99	Kay, Ryan	3	.	.	.	.	.	.	.	.	1-0	.	.	.	
Total.....		3	135	80	215	19-69	2-15	5-60	17	7	2-0	4	.	.	
Opponents.....		3	135	101	236	18.0-66	1-8	4-74	12	4	1-0	3	.	.	



## PASSING

### #12 Silvers, B.

	Att	Comp	Int	Pct	Yards	TD	Long	Sack	Yds	Effic
Austin Peay	27	20	0	74.1	229	2	49	0	0	169.8
Clemson	42	24	2	57.1	233	2	30	1	8	109.9
Southern Miss	27	10	1	37.0	123	3	34	0	0	104.6
<b>TOTALS</b>	<b>96</b>	<b>54</b>	<b>3</b>	<b>56.2</b>	<b>585</b>	<b>7</b>	<b>49</b>	<b>1</b>	<b>8</b>	<b>125.2</b>

### #3 Smith, Sawyer

	Att	Comp	Int	Pct	Yards	TD	Long	Sack	Yds	Effic
Austin Peay	7	7	0	100.0	86	1	47	0	0	250.3
Clemson	3	2	1	66.7	12	0	8	0	0	33.6
Southern Miss	1	0	0	0.0	0	0	0	0	0	0.0
<b>TOTALS</b>	<b>11</b>	<b>9</b>	<b>1</b>	<b>81.8</b>	<b>98</b>	<b>1</b>	<b>47</b>	<b>0</b>	<b>0</b>	<b>168.5</b>

### #8 Barker, Kaleb

	Att	Comp	Int	Pct	Yards	TD	Long	Sack	Yds	Effic
Austin Peay	2	2	0	100.0	8	0	7	0	0	133.6
<b>TOTALS</b>	<b>2</b>	<b>2</b>	<b>0</b>	<b>100.0</b>	<b>8</b>	<b>0</b>	<b>7</b>	<b>0</b>	<b>0</b>	<b>133.6</b>

## RUSHING

	No-Yds/TD	APSU	CU	USM
Chunn, Jordan	64-381/2	13-161/1	15-44/0	36-176/1
Anderson, Josh	18-119/1	5-68/1	10-40/0	3-11/0
Frye, Jabir	11-92/1	5-33/0	4-61/1	2--2/0
Barker, Kaleb	4-70/1	2-58/1	2-12/0	DNP
Smith, B.J.	9-43/0	9-43/0	-	-
Flakes, Andre	3-16/1	3-16/1	-	-
Smith, Sawyer	8-2/0	4-2/0	-	4-0/0
Douglas, D.	1-1/0	-	-	1-1/0
Silvers, B.	6--6/1	2-2/1	1--8/0	3-0/0
TEAM	1--8/0	DNP	1--8/0	DNP

## RECEIVING

	No-Yds/TD	APSU	CU	USM
Douglas, D.	19-172/3	7-45/0	11-93/2	1-34/1
Thompson, E.	16-142/2	5-42/1	6-47/0	5-53/1
Saleem, Ismail	5-117/1	4-106/1	1-11/0	DNP
Flakes, Andre	5-68/1	1-9/0	3-48/0	1-11/1
Velez, Hiram	3-65/1	2-53/1	-	1-12/0
Wesley, Adarius	4-24/0	4-24/0	DNP	DNP
Davis, Sidney	2-21/0	2-21/0	-	-
Chunn, Jordan	2-20/0	-	1-14/0	1-6/0
Anderson, Josh	2-18/0	-	2-18/0	-
Johnson, John	2-14/0	-	2-14/0	DNP
Smith, B.J.	1-10/0	1-10/0	-	-
Hallman, R.	1-7/0	1-7/0	-	-
Walker, Dominic	1-7/0	-	DNP	1-7/0
Frye, Jabir	2-6/0	2-6/0	-	-

## ALL-PURPOSE YARDS

	TOTAL	APSU	CU	USM
Chunn, Jordan	401	161	58	182
Frye, Jabir	278	117	75	86
Douglas, D.	208	45	93	70
Thompson, E.	142	42	47	53
Anderson, Josh	137	68	58	11
Saleem, Ismail	117	106	11	DNP
Flakes, Andre	84	25	48	11
Rookard, C.	79	30	35	14
Barker, Kaleb	70	58	12	DNP
Velez, Hiram	65	53	-	12
Smith, B.J.	53	53	-	-
Rountree, Jalen	25	-	25	-
Wesley, Adarius	24	24	DNP	DNP
Davis, Sidney	21	21	-	-
Johnson, John	14	-	14	DNP
Hallman, R.	7	7	-	-
Walker, Dominic	7	-	DNP	7
Dillard, Rashad	3	-	-	3
Smith, Sawyer	2	2	-	-
Marshall, Josh	1	-	-	1
Silvers, B.	-6	2	-8	-
TEAM	-8	-	-8	-

## PUNT RETURNS

	No-Yds	APSU	CU	USM
Rookard, C.	5-48	2-30	1-4	2-14



# GAME FOUR | INDIVIDUAL GAME-BY-GAME

KICK RETURNS	No-Yds	APSU	CU	USM
Frye, Jabir	7-180	3-78	1-14	3-88
Douglas, D.	2-35	-	-	2-35

INT. RETURNS	No-Yds	APSU	CU	USM
Melton, Kamryn	1-0	1-0	-	-
Dillard, Rashad	1-3	-	-	1-3
Marshall, Josh	1-1	-	-	1-1
Rookard, C.	1-31	-	1-31	-
Rountree, Jalen	1-25	-	1-25	-

FUMBLE RETURNS	No-Yds	APSU	CU	USM
----------------	--------	------	----	-----

TOTAL TACKLES	UA-A	TOT	APSU	CU	USM
Lloyd, William	12-4	16	3-2	4-1	5-1
Lewis, Terris	5-10	15	1-1	4-5	0-4
Marshall, Josh	10-3	13	2-2	2-0	6-1
Weatherspoon, K	9-2	11	6-1	3-1	-
Stadom, Jamal	4-7	11	1-1	3-4	0-2
Lucas, Justin	7-4	11	3-2	2-0	2-2
Rookard, C.	7-4	11	3-0	0-3	4-1
Gnonkonde, J.	8-1	9	6-0	2-1	-
Dillard, Rashad	6-3	9	2-1	1-1	3-1
Harris, Jalen	6-2	8	0-2	2-0	4-0
Tyus, Melvin	7-1	8	3-1	-	4-0
Lebbie, Sam	5-3	8	2-1	1-2	2-0
Johnson, Robert	6-1	7	1-0	1-0	4-1
Sanders, Trevon	1-6	7	DNP	1-4	0-2
Calloway, Seth	3-4	7	1-2	2-2	-
Cain, Demetrius	4-2	6	-	3-2	1-0
Brown, Blace	4-2	6	1-1	0-1	3-0
Bridges, Zo	5-1	6	2-1	1-0	2-0
Russell, Tyquae	3-3	6	2-0	0-2	1-1
Melton, Kamryn	3-3	6	1-1	2-2	-
Webb, Marcus	1-4	5	-	0-1	1-3
McGhee, U.	2-2	4	1-0	1-2	DNP
Rountree, Jalen	4-0	4	1-0	1-0	2-0
Poole, Baron	2-2	4	-	0-1	2-1
Harris, D. 2-1	3	1-0	1-1	DNP	-
Reese, Hunter	2-1	3	2-1	-	-
Folsom, Tron	1-2	3	0-2	-	1-0
Salter, Doug	1-1	2	1-1	-	-
Chunn, Jordan	2-0	2	-	2-0	-
Polk, Taylor	1-0	1	-	-	1-0
TEAM 1-0	1	-	1-0	-	-
McDowell, Jawon	1-0	1	1-0	-	-
Robinson, M.	0-1	1	0-1	-	-

TACKLES FOR LOSS	UA-A	TOT	APSU	CU	USM
Weatherspoon, K	2-1	2.5	1.5-5	1.0-3	-
Stadom, Jamal	1-3	2.5	0.5-0	1.5-5	0.5-1
Dillard, Rashad	1-2	2.0	1.5-5	0.5-0	-
Bridges, Zo	2-0	2.0	1.0-7	-	1.0-17
Poole, Baron	2-0	2.0	-	-	2.0-6
Calloway, Seth	1-1	1.5	1.5-2	-	-
Reese, Hunter	1-0	1.0	1.0-4	-	-
Marshall, Josh	1-0	1.0	-	1.0-1	-
Rookard, C.	1-0	1.0	-	-	1.0-2
Lloyd, William	1-0	1.0	1.0-4	-	-
Russell, Tyquae	0-1	0.5	-	0.5-1	-
Lucas, Justin	0-1	0.5	0.5-1	-	-
Lebbie, Sam	0-1	0.5	0.5-1	-	-
Webb, Marcus	0-1	0.5	-	-	0.5-0
Cain, Demetrius	0-1	0.5	-	0.5-4	-

SACKS	UA-A	TOT	APSU	CU	USM
Bridges, Zo	1-0	1.0	1.0-7	-	-
Cain, Demetrius	0-1	0.5	-	0.5-4	-
Stadom, Jamal	0-1	0.5	-	0.5-4	-



Shutout an opponent: .....Sept. 13, 2008 vs. Alcorn State (65-0)

Rushed for more than 300 yards: ..... Sept. 3, 2016 vs. Austin Peay  
(43 rushes, 383 yards)

Rushed for more than 400 yards: ..... Sept. 14, 2002 vs. Southern Utah  
(52 rushes, 464 yards)

Passed for more than 300 yards: ..... Sept. 3, 2016 vs. Austin Peay  
(323 yards)

Passed for more than 400 yards: ..... Sept. 12, 2013 at Arkansas State  
(504 yards)

Recorded 600-699 yds offense: ..... Oct. 12, 2013 at Georgia State  
(249 rushing, 385 passing, 634 total)

Recorded more than 700 yds offense: ..... Sept. 3, 2016 vs. Austin Peay  
(383 rushing, 323 passing, 706 total)

Ran at least 100 plays ..... Oct. 12, 2013 at Georgia State (102 plays)

Scored more than 50 points: ..... Sept. 3, 2016 vs. Austin Peay (57)

Scored on First Play: ..... Sept. 3, 2016 vs. Austin Peay  
(48-yard run by Jordan Chunn)

Scored on First Play of Season ..... Sept. 3, 2016 vs. Austin Peay  
(48-yard run by Jordan Chunn)

Scored on First Possession: ..... Sept. 3, 2016 vs. Austin Peay

Scored on First Two Plays: ..... Nov. 18, 2000 vs. Jacksonville State  
(65-yard pass from Brock Nutter to Jonathan Carter  
33-yard pass from Thad Buttone to Jonathan Carter)

Rushed for less than 100 yards: ..... Nov. 14, 2015 vs. Georgia Southern  
(18 rushes, 68 yards)

Passed for less than 100 yards: ..... Oct. 30, 2014 at Georgia Southern  
(4-11, 13 yards)

Passed for less than 100 yds in 3 straight gams: ..... Oct. 16-23-30, 2004  
at Arkansas State (73 yards); at LSU (60 yards); vs. Idaho (48 yards)

Failed to record 200 yards total offense: ..... Oct. 30, 2014 at Georgia Southern  
(141 rushing, 13 passing, 154 total)

Failed to record 100 yards total offense: ..... Oct. 9, 1982 vs SE Louisiana  
(27 rushing, 48 passing, 75 total)

Failed to score a touchdown and lost: ..... Sept. 19, 2015 at Wisconsin (28-3)

Failed to score a touchdown and won: ..... Nov. 4, 2000  
vs. Stephen F. Austin (6-0 win via two field goals)

Held an opponent to less than 100 yards rushing: ..... Sept. 3, 2016 vs. Austin Peay  
(41 carries, 93 yards)

Held an opponent to negative yards rushing: ..... Nov. 6, 2004  
vs. Florida Atlantic (33 carries, -12 yards)

Held an opponent to less than 100 yards passing: ..... Nov. 14, 2015  
vs Georgia Southern (4-7, 85 yards)

Held an opponent to less than 50 yards passing: ..... Oct. 30, 2014  
at Georgia Southern (6-10, 40 yards)

Held an opponent to less than 10 yards passing: ..... Oct. 27, 2001  
vs. Southern Utah (1-8, 6 yards)

Held opponent to less than 200 yards total offense: ..... Sept. 7, 2013 vs. Savannah State  
(14 rush, 133 pass, 147 total)

Returned a kickoff for a touchdown: ..... Oct. 18, 2014 vs. Appalachian State  
(Chandler Worthy, 99 yards)

Returned a punt for a touchdown: ..... Sept. 12, 2015, vs. Charleston Southern  
(Teddy Ruben, 64 yards)

Blocked an opponent's punt: ..... Nov. 27, 2015 at Georgia State (Team)

Blocked two opponent punts in a game: ..... Oct. 26, 2002 vs. FAU

Blocked an opponent's field goal attempt: ..... Nov. 24, 2012 at Middle Tennessee  
(Derrek Upshaw)

Blocked an opponent's PAT try: ..... Nov. 16, 2013 at Ole Miss  
(Chris Pickett)

Returned an interception for a TD: ..... Nov. 7, 2013 at Louisiana-Lafayette  
(Camren Hudson, 65 yards)

Returned a fumble for a touchdown: ..... Dec. 3, 2015 at UL Lafayette  
(Demetrius Cain, 17 yards)

Attempted a two-point conversion: ..... Sept. 3, 2016 vs. Austin Peay (Unsuccessful)

Converted a two-point conversion ..... Oct. 3, 2015 vs. South Alabama  
(Burks run successful)

Attempted an on-side kick: ..... Sept. 10, 2016, at Clemson (Unsuccessful)

Converted an on-side kick ..... Oct. 31, 2015, at Appalachian State (Successful)

Attempted a fake field goal: ..... Oct. 31, 2014 at Appalachian State  
(Unsuccessful)

Scored a safety: ..... Nov. 29, 2014 vs. UL Lafayette  
Team Safety

Returned a PAT attempt for two points: ..... Nov. 25, 2000  
Chris Archie vs. Appalachian State (INT, 102 yards)

Had a player rush for more than 100 yards in a game: ..... Sept. 17, 2016 at S. Miss  
(Jordan Chunn, 176 yards)

2 players rush for 100 yards in a game: ..... Sept. 14, 2002 vs. Southern Utah  
(Marrio Fraser, 125; DeWhitt Betterson, 122; LeBarron Black, 100)

3 players rush for 100 yards in a game: ..... Sept. 14, 2002 vs. S. Utah  
(Marrio Fraser, 125; DeWhitt Betterson, 122; LeBarron Black, 100)

Player rushed for 100 yds in consecutive games: ..... 2013, Brandon Burks  
(100 vs. South Alabama; 113 at Georgia State)

Player rush for over 200 yards in a game: ..... Sept. 1, 2012 at UAB  
(Shawn Southward, 28 carries, 204 yards)

Had a player record 40 carries in a game: ..... Nov. 15, 2003 vs. Utah St  
(DeWhitt Betterson, 46 carries, 230 yards, 2 TDs)

Had a player rush for three TD in a game: ..... Sept. 1, 2012 at UAB  
(Shawn Southward)

Had a player rush for four TD in a game: ..... Nov. 7, 2009 at WKU  
(Shawn Southward 1, 2, 10, 39)

Player record 100 yards rushing and receiving : ..... Sept. 9, 2000 vs. App State  
(Demontray Carter, 102 rushing & 153 receiving)

2 players with over 100 yards receiving in a game: ..... Oct. 12, 2013 at Georgia State  
(Chris Williams 152, Eric Thomas 113)

Made three field goals in a game: ..... Sept. 17, 2016, at Southern Miss  
(Ryan Kay - 30, 42, 43)

Make a game-winning FG with less than one minute in game: ..... Aug. 31, 2013 vs. UAB  
(Will Scott, 30 yards, overtime)

Played an overtime game: ..... Oct. 31, 2015 at Appalachian State  
(Appalachian State 44, Troy 41 3OT)

Punted on third down: ..... Oct. 12, 2002, vs. Mississippi State  
(3rd-and-16 from the Troy 4-yard line)

A player record two interceptions in a game: ..... Nov. 7, 2015  
vs. ULM (LaMarcus Farmer)

A player record three interceptions in a game: ..... Nov. 15, 2014  
at Idaho (Montres Kitchens)

## LAST TIME ... AN OPPONENT

Shutout Troy: ..... Sept. 20, 2014 at Georgia (0-66)

Rushed for more than 300 yards: ..... Nov. 14, 2015 vs. Georgia Southern  
(66 attempts, 325 yards)

Passed for more than 300 yards: ..... Nov. 27, 2014 at Georgia State  
(368 yards)

Had more than 500 yards total offense: ..... Nov. 27, 2014 at Georgia State  
(151 rushing, 368 passing, 519 overall)

Had more than 600 yards total offense: ..... Nov. 16, 2013 at Ole Miss  
(382 rushing, 369 passing, 751 overall)

Scored more than 50 points: ..... Oct. 18, 2014 vs. Appalachian State (14-53)

Scored more than 60 points: ..... Sept. 20, 2014 at Georgia (0-66)

Returned a kickoff for a touchdown: ..... Aug. 31, 2013 vs. UAB  
(Jamarcus Nelson, 97 yards)

Returned a punt for a touchdown: ..... Oct. 10, 2015, at Mississippi State  
(Fred Ross, 77 yards)

Returned two punts for TD in a game: ..... Aug. 31, 2002 vs. Nebraska  
(DeJuan Groce, 83 and 72 yards)

Returned a blocked punt for a touchdown: ..... Dec. 3, 2011  
at Arkansas State (Jones)

Blocked a Troy punt: ..... Dec. 3, 2015, at UL Lafayette

Blocked two Troy punts: ..... Nov. 2, 2002 vs. Arkansas  
(Tom Crowder and Bo Mosley)

Blocked a Troy field goal attempt: ..... Nov. 7, 2015 vs. ULM

Blocked a Troy field goal and returned for TD: ..... Never (FBS era)

Blocked a Troy PAT Attempt: ..... Oct. 31, 2013 vs. ULM

Returned an interception for a TD: ..... Sept. 17, 2016, at Southern Miss  
(Devonta Foster, 61 yards)

Returned a fumble for a touchdown: ..... Nov. 14, 2015, vs. Georgia Southern  
(61 yards)

Returned a fumble and an INT for touchdowns: ..... Sept. 7, 2002 vs. UAB  
(Chris Brown, 91-yard fumble; Gaylon Black, 30-yard INT)

Scored a safety: ..... Sept. 12, 2015, vs. Charleston Southern

Returned a missed PAT attempt for two points: ..... Never

A player rushed for 100 yards in a game: ..... Sept. 17, 2016, at Southern Miss  
(Ito Smith, 131 yards)

A player rushed for 200 yards in a game: ..... Nov. 26, 2011 at WKU  
(Bobby Rainey, 43 carries, 227 yards, 3 TDs)

Converted a Fake Punt: ..... Oct. 16, 2010 vs. La.-Lafayette  
(Spencer Ortego 19-yard run for 1st down)

Failed on a Fake Punt: ..... Sept. 17, 2016, at Southern Miss  
(rush short)

Attempted a 2-point conversion: ..... Sept. 27, 2014 at ULM (unsuccessful)

Attempted an on-side kick: ..... Sept. 12, 2015, vs. Charleston Southern (unsuccessful)



GAME 1

AUSTIN PEAY	7	7	3	0	17
TROY	13	17	14	13	57

SEPT. 3 • VETERANS MEMORIAL STADIUM • TROY, ALA. • 18,835



	APSU	TROY
<b>FIRST DOWNS</b>	<b>13</b>	<b>29</b>
Rushing	4	18
Passing	6	11
Penalty	3	0
<b>NET YARDS RUSHING</b>	<b>93</b>	<b>383</b>
Rushing Attempts	41	43
Average Per Rush	2.3	8.9
Rushing Touchdowns	0	5
Yards Gained Rushing	118	390
Yards Lost Rushing	25	7
<b>NET YARDS PASSING</b>	<b>161</b>	<b>323</b>
Completions-Attempts-Int	14-22-1	29-36-0
Average Per Attempt	7.3	9.0
Average Per Completion	11.5	11.1
Passing Touchdowns	2	3
<b>TOTAL OFFENSE YARDS</b>	<b>254</b>	<b>706</b>
Total offense plays	63	79
Average Gain Per Play	4.0	8.9
Fumbles: Number-Lost	1-0	2-1
Penalties: Number-Yards	3-23	14-153
<b>PUNTS-YARDS</b>	<b>8-301</b>	<b>2-89</b>
Average Yards Per Punt	37.6	44.5
Net Yards Per Punt	33.9	42.0
Inside 20	1	1
50+ Yards	1	0
Touchbacks	0	0
Fair catch	2	0
<b>KICKOFFS-YARDS</b>	<b>4-251</b>	<b>9-568</b>
Average Yards Per Kickoff	62.8	63.1
Net Yards Per Kickoff	37.0	43.0
Touchbacks	1	2
Punt returns: Number-Yards-TD	1-5-0	2-30-0
Average Per Return	5.0	15.0
Kickoff returns: Number-Yds-TD	7-131-0	3-78-0
Average Per Return	18.7	26.0
Interceptions: Number-Yds-TD	0-0-0	1-0-0
Fumble Returns: Number-Yds-TD	0-0-0	0-0-0
Miscellaneous Yards	0	0
Possession Time	32:34	27:26
1st Quarter	10:36	4:24
2nd Quarter	9:27	5:33
3rd Quarter	6:32	8:28
4th Quarter	5:59	9:01
Third-Down Conversions	4 of 15	7 of 11
Fourth-Down Conversions	1 of 2	0 of 1
Red-Zone Scores-Chances	3-3	3-3
Touchdowns	2-3	3-3
Field goals	1-3	0-3
Sacks By: Number-Yards	0-0	1-7
PAT Kicks	2-2	6-7
Field Goals	1-1	1-1
Points off turnovers	0	3

NOTABLE

- Nine different Trojans recorded a tackle for loss in the opener against Austin Peay
- Troy's defense allowed just 37 yards in the second half against Austin Peay; Troy forced Austin Peay into three-and-outs on five straight possessions to close the game
- Troy's 57 points was the 10th most points scored during the opening weekend of play and the third most in a Troy season opener
- Troy's 706 yards of total offense by was the third highest in school history
- The game featured 11 first-time starters for the Trojans with six on offense and five on defense; additionally, 34 players made their Trojan debut in the game
- Five different plays rushed for a touchdown in the game for just the third time in the past 22 years (2012 & 1994)
- Eight different players accounted for Troy's eight touchdowns in the game
- Three different players kicked an extra point
- Troy has averaged 39.0 points and 455.9 yards over the last seven games ... the Trojans averaged just 19.8 points and 305.7 yards of total offense over the first six games of the 2015 season

Troy Routs Austin Peay in Season Opener

TROY, Alabama – Troy rushed for 383 yards, the most by a Trojan team since 2008, in a 57-17 victory over Austin Peay in the season opener for both schools in Veterans Memorial Stadium.

The Trojans (1-0) finished with 706 yards of total offense while holding the Governors (0-1) to just 254 yards, with only 37 yards in the second half. Troy's tally ranks as the third most in school history and the most since the Trojans racked up 721 yards at Tennessee in 2012.

The victory was Troy's 10 straight in home openers that double as season openers, while the 57 points scored were the most in a season opener since dropping 61 to open the 1996 campaign.

Jordan Chunn, who took the first play of the game 48 yards for a touchdown, finished with 161 yards on just 13 carries, while Josh Anderson added 68 yards on five carries. Brandon Silvers completed 20-of-27 passes for 229 yards and two scores, while true freshman Sawyer Smith was perfect on seven attempts for 86 yards – Smith's first career pass went for 47 yards and a touchdown to Hiram Velez.

Tommy Hays completed 8-of-12 passes for 124 yards and two touchdowns to lead Austin Peay. He also rushed for 52 yards on 11 carries.

Quotable

"Offensively, Brandon Silvers really managed the game well," head coach Neal Brown said.


"He did not make a bad decision until late in the second quarter and that's a big change from last year. I'll just leave it at that. I thought he managed the game well and I thought our tempo was really good when we pressed the gas. I thought he threw the ball down the field probably better than he has at any point in his career."

Scoring Summary

TROY – Chunn 48-yard run (Silvers pass fail), 12:24, 1st	6-0
TROY – Thompson 3-yard pass from Silvers (Kay kick), 5:48, 1st	13-0
APSU – Coleman 6-yard pass from Hays (Gauna kick), 1:18, 1st	13-7
APSU – Coleman 14-yard pass from Hays (Gauna kick), 11:07, 2nd	13-14
TROY – Velez 47-yard pass from Smith (Kay kick), 9:35, 2nd	20-14
TROY – Silvers 1-yard run (Kay kick), 4:47, 2nd	27-14
TROY – Kay 43-yard field goal, 0:00, 2nd	30-14
TROY – Saleem 49-yard pass from Silvers (Kay kick), 13:45, 3rd	37-14
APSU – Gauna 33-yard field goal, 10:33, 3rd	37-17
TROY – Anderson, Josh 32-yard run (Underwood kick), 3:53, 3rd	44-17
TROY – Flakes 6-yard run (Underwood kick missed), 14:14, 4th	50-17
TROY – Barker 50-yard run (Williams kick), 5:39, 4th	57-17

STAT LEADERS

AUSTIN PEAY						
Rushing	No	Yds	TD	Lg	Avg	
Hays, Tommy	11	52	1	15	4.7	
Morris, Kendall	14	20	0	5	1.4	
Moore, Kyran	3	12	0	8	4.0	
Marsalis, Jalen	1	6	0	6	6.0	
Passing	A	C	I	Yds	TD	Lng
Hays, Tommy	12	8	1	124	2	36
Mitchell, T.	10	6	0	37	0	19
Receiving	No.	Yds	TD	Long		
Coleman, James	6	65	2	19		
Beard, Jared	4	47	0	36		
Moore, Kyran	2	44	0	28		
Mooris, Kendall	1	4	0	4		
Braswell, Jermer	1	1	0	1		



TROY						
Rushing	No	Yds	TD	Lg	Avg	
Chunn, Jordan	13	161	1	48	12.4	
Anderson, Josh	5	68	1	32	12.6	
Barker, Kalen	2	58	1	59	29.0	
Smith, B.J.	9	43	0	15	4.8	
Passing	A	C	I	Yds	TD	Lng
Silvers, Brandon	27	20	0	229	2	49
Smith, Sawyer	7	7	0	86	1	47
Barker, Kaleb	2	2	0	8	7	0
Receiving	No.	Yds	TD	Long		
Douglas, Deondre	7	45	0	10		
Thompson, Emanuel	5	42	1	15		
Saleem, Ismail	4	106	1	49		
Wesley, Adarius	4	24	0	12		
Velez, Hiram	2	53	1	47		



## GAME 2

<b>TROY</b>	<b>3</b>	<b>7</b>	<b>0</b>	<b>14</b>	<b>24</b>
<b>CLEMSON</b>	<b>3</b>	<b>10</b>	<b>0</b>	<b>17</b>	<b>30</b>

SEPT. 10 • MEMORIAL STADIUM • CLEMSON, S.C. • 78,532



	<b>TROY</b>	<b>CU</b>
<b>FIRST DOWNS</b>	<b>21</b>	<b>24</b>
Rushing	6	8
Passing	11	13
Penalty	4	3
<b>NET YARDS RUSHING</b>	<b>141</b>	<b>122</b>
Rushing Attempts	33	32
Average Per Rush	4.3	3.8
Rushing Touchdowns	1	0
Yards Gained Rushing	175	136
Yards Lost Rushing	34	14
<b>NET YARDS PASSING</b>	<b>245</b>	<b>292</b>
Completions-Attempts-Int	26-45-3	27-53-2
Average Per Attempt	5.4	5.5
Average Per Completion	9.4	10.8
Passing Touchdowns	2	3
<b>TOTAL OFFENSE YARDS</b>	<b>386</b>	<b>414</b>
Total offense plays	78	85
Average Gain Per Play	4.9	4.9
Fumbles: Number-Lost	2-0	2-1
Penalties: Number-Yards	11-95	7-71
<b>PUNTS-YARDS</b>	<b>8-350</b>	<b>6-225</b>
Average Yards Per Punt	43.8	37.5
Net Yards Per Punt	26.8	33.5
Inside 20	2	1
50+ Yards	2	0
Touchbacks	2	1
Fair catch	1	2
<b>KICKOFFS-YARDS</b>	<b>3-156</b>	<b>7-423</b>
Average Yards Per Kickoff	52.0	60.4
Net Yards Per Kickoff	44.7	40.6
Touchbacks	0	5
Punt returns: Number-Yards-TD	1-4-0	3-96-0
Average Per Return	4.0	32.0
Kickoff returns: Number-Yds-TD	2-14-0	1-22-0
Average Per Return	7.0	22.0
Interceptions: Number-Yds-TD	2-56-0	3-13-0
Fumble Returns: Number-Yds-TD	0-0-0	0-0-0
Miscellaneous Yards	0	0
Possession Time	33:20	26:40
1st Quarter	9:30	5:30
2nd Quarter	8:22	6:38
3rd Quarter	7:50	7:10
4th Quarter	7:38	7:22
Third-Down Conversions	2 of 15	8 of 20
Fourth-Down Conversions	2 of 3	0 of 1
Red-Zone Scores-Chances	2-2	4-4
Touchdowns	2-2	1-4
Field goals	0-2	3-4
Sacks By: Number-Yards	1-8	1-8
PAT Kicks	3-3	3-3
Field Goals	1-2	3-3
Points off turnovers	0	10

## NOTABLE

- Both of Troy's true freshmen quarterbacks -- Kaleb Barker and Sawyer Smith -- saw action on Troy's second possession of the second quarter.

- True freshman running back Jabir Frye rushed for his first career touchdown with a 66-yard rush on fourth-and-1 to tie the game at 10-10 in the second quarter.

- Jabir Frye's 66-yard rush in the second quarter is the longest play of the season by the Trojans.

- Deondre Douglas scored his first career touchdown on a two-yard pass from Silvers in the fourth quarter ... Douglas scored his second touchdown of the game on a one-yard pass from Silvers with under one minute left in the fourth.

- Jalen Rountree intercepted Deshaun Watson on Clemson's opening drive of the second quarter. It was Rountree's first career interception and the second of the season by a Trojan defender.

- Junior Gnonkonde finished the game with three pass break ups from his defensive end position.

- Troy intercepted multiple passes in a game for the first time since Nov. 7, 2015, against ULM ... the Trojans picked off three passes in that game.

## Troy Takes No. 2 Clemson to the Brink

CLEMSON, South Carolina – Troy traveled to No. 2 Clemson as a heavy underdog and walked off the turf of Memorial Stadium with the respect of the nation as the home-standing Tigers escaped with a 30-24 victory over the Trojans.

Clemson (2-0) led by just three points, 13-10, at the half and jumped out to a 17-point lead early in the fourth quarter following a pair of controversial non-fumble calls. Brandon Silvers threw a pair of touchdown passes to Deondre Douglas over the final five minutes of the game around a Clemson field goal to pull Troy within six, 30-24, but an on-sides kick attempt with under a minute to play was unsuccessful.

Troy (1-1) put a stir into the nation midway through the second quarter as head coach Neal Brown went for it on 4th-and-1 from his own 34-yard line. True freshman running back Jabir Frye made the gamble pay off as he went around the edge 66-yards for the game-tying touchdown.

Silvers finished the game 24-of-42 for 233 yards, a pair of touchdowns and two interceptions. Douglas made a game-high 11 catches for 93 yards and two touchdowns, while Emanuel Thompson had six catches for 47 yards.

The Trojans forced Clemson into five three-and-outs in the game and became the first non-conference team to pick off Heisman Trophy candidate Deshaun Watson multiple times as Jalen Rountree and Cedarius Rookard came away with interceptions.

Watson completed just 27-of-53 attempts for 292 yards and three touchdowns, while rushing 10 times for 55 yards. Clemson marginally outgained Troy in the game, 414-386, despite running seven more offensive plays.

### Turning Point

Clemson faced 2nd-and-goal on the 1-yard line. As Tyshon Dye attempted to cross the goal line, the ball was knocked out of his hands before a whistle had blown and Troy's Junior Gnonkonde returned it 98-yards for what would have been a go-ahead touchdown. However, officials ruled that forward progress had been stopped and the play was not reviewable.

### Scoring Summary

TROY – Kay 39-yard field goal, 10:22, 1st	0-3
CU – Huegel 26-yard field goal, 7:28, 1st	3-3
CU – Renfrow 35-yard pass from Watson (Huegel kick), 10:06, 2nd	10-3
TROY – Frye 66-yard run (Kay kick), 7:52, 2nd	10-10
CU – Huegel 32-yard field goal, 2:45, 2nd	13-10
CU – Wilkins 1-yard pass from Watson (Huegel kick), 13:50, 4th	20-10
CU – Cain 23-yard pass from Watson (Huegel kick), 10:00, 4th	27-10
TROY – Douglas 2-yard pass from Silvers (Kay kick), 4:59, 4th	27-17
CU- Huegel 34-yard field goal, 2:25, 4th	30-17
TROY – Douglas 1-yard pass from Silvers (Kay kick), 0:44, 4th	30-24

## STAT LEADERS

TROY						CLEMSON							
Rushing	No	Yds	TD	Lg	Avg	Rushing	No	Yds	TD	Lg	Avg		
Frye, Jarbi	4	61	1	66	15.2	Watson, Deshaun	10	55	0	14	5.5		
Chunn, Jordan	15	44	0	18	2.9	Gallman, Wayne	9	34	0	8	3.8		
Anderson, Josh	10	10	0	14	4.0	Dye, Tyshon	6	19	0	6	3.2		
Passing	A	C	I	Yds	TD	Lng	Passing	A	C	I	Yds	TD	Lng
Silvers, Brandon	42	24	2	233	2	30	Watson, Deshaun	53	27	2	292	3	35
Smith, Sawyer	3	2	1	12	0	8							
Receiving	No.	Yds	TD	Lng			Receiving	No.	Yds	TD	Long		
Douglas, Denodre	11	93	2	30			McCloud, Ray-Ray	7	86	0	20		
Thompson, Emanuel	6	47	0	16			Scott, Artavis	7	71	0	18		
Flakes, Andre	3	48	0	28			Gallman, Wayne	3	25	0	16		
Anderson, Josh	2	18	0	11			Cain, Deon	2	37	1	23		
Johnson, John	2	14	0	7			Williams, Mike	2	24	0	18		





## GAME 3

TROY	17	7	10	3	37
S. MISS	7	10	14	0	31

SEPT. 17 • ROBERTS STADIUM • HATTIESBURG, MISS. • 27,905



	TROY	USM
<b>FIRST DOWNS</b>	<b>19</b>	<b>20</b>
Rushing	11	5
Passing	5	13
Penalty	3	2
<b>NET YARDS RUSHING</b>	<b>186</b>	<b>158</b>
Rushing Attempts	49	29
Average Per Rush	3.8	5.4
Rushing Touchdowns	1	2
Yards Gained Rushing	225	184
Yards Lost Rushing	39	26
<b>NET YARDS PASSING</b>	<b>123</b>	<b>263</b>
Completions-Attempts-Int	10-28-1	24-52-2
Average Per Attempt	4.4	5.1
Average Per Completion	12.3	11.0
Passing Touchdowns	3	1
<b>TOTAL OFFENSE YARDS</b>	<b>309</b>	<b>421</b>
Total offense plays	77	81
Average Gain Per Play	4.0	5.2
Fumbles: Number-Lost	1-0	2-1
Penalties: Number-Yards	10-70	16-135
<b>PUNTS-YARDS</b>	<b>9-369</b>	<b>8-360</b>
Average Yards Per Punt	41.0	45.0
Net Yards Per Punt	40.8	40.8
Inside 20	3	1
50+ Yards	1	3
Touchbacks	0	1
Fair catch	3	2
<b>KICKOFFS-YARDS</b>	<b>8-456</b>	<b>6-345</b>
Average Yards Per Kickoff	57.0	57.5
Net Yards Per Kickoff	40.1	37.0
Touchbacks	0	0
Punt returns: Number-Yards-TD	2-14-0	3-2-0
Average Per Return	7.0	0.7
Kickoff returns: Number-Yds-TD	5-123-0	8-135-0
Average Per Return	24.6	16.9
Interceptions: Number-Yds-TD	2-4-0	1-61-1
Fumble Returns: Number-Yds-TD	0-0-0	0-0-0
Miscellaneous Yards	0	0
Possession Time	35:54	24:06
1st Quarter	9:58	5:02
2nd Quarter	10:06	4:54
3rd Quarter	6:07	8:53
4th Quarter	9:43	5:17
Third-Down Conversions	3 of 18	4 of 18
Fourth-Down Conversions	2 of 2	2 of 4
Red-Zone Scores-Chances	2-2	2-3
Touchdowns	1-2	2-3
Field goals	1-2	0-3
Sacks By: Number-Yards	0-0	0-0
PAT Kicks	4-4	4-4
Field Goals	3-4	1-1
Points off turnovers	17	7

## NOTABLE

- Jordan Chunn became the first Troy running back with 20 carries in one half since DeWhitt Betterson had 27 in the second half against Utah State in 2003.

- The Trojans intercepted multiple passes in a game for the second straight contest; it marked the first time since Nov. 8, 2014, and Nov. 15, 2014, against Georgia State and Idaho that Troy intercepted multiple passes in back-to-back games.

- Ryan Kay improved to 16-of-23 in his career on field goal attempts -- he made kicks of 30, 42 and 43 yards and missed from 39 yards.

- Troy's back-to-back touchdowns over 23 seconds in the first quarter are the quickest back-to-back touchdowns in Troy's Division I history; the Trojans scored a field and a touchdown within 16 seconds of each other against Florida Atlantic in 2008.

- This was Troy's first victory over Southern Miss since 1935 and Troy's first in the state of Mississippi since Troy defeated Mississippi State 21-9 in 2001.

- Brandon Silvers moved into a tie for sixth place with Levi Brown with 38 career touchdown passes.

- Andre Flakes caught an 11-yard TD pass in the second quarter; it was his first career TD reception.

## Troy Stuns Southern Miss at The Rock

HATTIESBURG, Mississippi – Needing one more stop, the Troy defense held Southern Miss with three seconds to play in the game and the Golden Eagles nine yards away from the end zone. The Trojans defeated the Golden Eagles 37-31 on Saturday night in Roberts Stadium in the first regular season meeting between the two schools since 1977.

Troy did not trail for the final 53 minutes of the game – the game was tied for 4:32 early in the third quarter – after scoring two touchdowns over a 23-second period in the first quarter; it was the quickest Troy has scored back-to-back touchdowns in its Division I history.

Brandon Silvers threw a 34-yard touchdown pass to put the Trojans (2-1) on the board, and after the Golden Eagles (2-1) fumbled away the kickoff, he found Emanuel Thompson from 29 yards out to put Troy in front 14-7.

Silvers completed just 10-of-27 passes for 123 yards on a rainy night in Hattiesburg, but the junior signal caller threw three touchdown passes to move into a tie with Levi Brown for sixth all-time in Troy history with 38 in his career.

The workhorse for the Troy offense was junior running back Jordan Chunn who rushed for a season-high 176 yards on 36 carries with a huge momentum changing touchdown. Leading by three, Troy stopped Southern Miss short on a fake punt attempt near midfield. Chunn took the first carry of the ensuing drive for 10 yards and then turned in a SportsCenter Top 10 run from 39 yards out to put Troy up 34-24.

Ryan Kay made sure that Southern Miss would need a touchdown and not a field goal in the final seconds after booting a 43-yard field goal with 10:21 to play in the game to put Troy up 37-31. Kay made a career-high three field goals in the game.

Troy's defense once again was active as the Trojans forced three Golden Eagle turnovers, including intercepting Conference USA Player of the Year Nick Mullens twice, while holding the Southern Miss quarterback to just 24-of-52 passing. Ito Smith rushed 20 times for 131 yards – 70 on one carry – with two touchdowns to lead the Southern Miss rushing attack.

The Trojans forced the Golden Eagles into nine three-and-outs in the game. Josh Marshall led the way with seven tackles – six solo – plus an interception and a pass break up. Rashad Dillard became the first Troy defensive lineman to intercept a pass since 2010.

## Scoring Summary

USM – Foster 61-yard interception return (Shaunfield kick), 11:24, 1st	7-0
TROY – Douglas 34-yard pass from Silvers (Kay kick), 8:47, 1st	7-7
TROY – Thompson 29-yard pass from Silvers (Kay kick), 8:24, 1st	7-14
TROY – Kay 30-yard field goal, 5:22, 1st	7-17
USM – Shaunfield 41-yard field goal, 14:47, 2nd	10-17
TROY – Flakes 11-yard pass from Silvers, 9:02, 2nd	10-24
USM – Smith 2-yard run (Shaunfield kick), 0:08, 2nd	17-24
USM – Smith 70-yard run (Shaunfield kick), 14:38, 3rd	24-24
TROY – Kay 42-yard field goal, 10:06, 3rd	24-27
TROY – Chunn 39-yard run (Kay kick), 6:12, 3rd	24-34
USM – Staggers 16-yard pass from Mullens (Shaunfield kick), 0:28, 3rd	31-34
TROY – Kay 43-yard field goal, 10:21, 4th	31-37

## STAT LEADERS

TROY						SOUTHERN MISS							
Rushing	No	Yds	TD	Lg	Avg	Rushing	No	Yds	TD	Lg	Avg		
Chunn, Jordan	36	176	1	39	4.9	Smith, Ito	20	131	2	70	6.6		
Anderson, Josh	3	11	0	15	3.7	Payne, George	5	31	0	17	6.2		
Passing	A	C	I	Yds	TD	Lng	Passing	A	C	I	Yds	TD	Lng
Silvers, Brandon	27	10	1	123	3	34	Mullens, Nick	52	24	2	263	1	24
Smith, Sawyer	1	0	0	0	0	0							
Receiving	No.	Yds	TD	Long									
Thompson, E.	5	53	1	29									
Douglas, Deondre	1	34	1	34									
Velez, Hiram	1	12	0	12									
Flakes, Andre	1	11	1	11									
Receiving	No.	Yds	TD	Long									
Staggers, A.	6	98	1	24									
Holmes, T.	4	56	0	21									
Jones, Isaiah	4	30	0	18									
Thompson, D.J.	3	40	0	16									

