

# 2016 NM STATE FOOTBALL

1815 Wells Street, Stan Fulton Center | Las Cruces, NM | 88003 | @NMStateFootball | Facebook.com/NMSUAthletics | www.NMStateSports.com

## Athletic Media Relations

Contact: John Vu  
O: 575-646-4120 | C: 714-728-9163  
jvu@nmsu.edu | @JohnVuNMSU

### 2016 Schedule

DATE	OPPONENT	TV	TIME (MT)
<b>SEPTEMBER (I-3, O-1 SBC)</b>			
3	at UTEP	BeIN Sports	L, 38-22
10	New Mexico	AggieVision	W, 32-31
17	at Kentucky	SEC Alt. Network	L, 62-42
24	at Troy*	ESPN3	L, 52-6
<b>OCTOBER (I-3, I-2 SBC)</b>			
1	UL-Lafayette*	ESPN3	W, 37-31
15	at Idaho*	ESPN3	L, 55-23
22	Georgia Southern*	AggieVision	L, 22-19
29	at #9/10 Texas A&M	ESPN3	L, 52-10
<b>NOVEMBER (I-2, I-2 SBC)</b>			
12	at Arkansas State*	ESPN3	L, 41-22
19	Texas State*	AggieVision	W, 50-10
26	Appalachian State*	ESPN3	L, 37-7
<b>DECEMBER (O-0, O-0 SBC)</b>			
3	at South Alabama	ESPN3	11 a.m.

All Times Subject to Change  
\*Denotes SBC Game

### GAMEDAY INFORMATION

Date	Dec. 3, 2106
Kickoff Time	11:00 a.m. MT
Location	Mobile, Ala.
Venue	Ladd-Peebles Stadium
Capacity	33,471
Surface	Field Turf
Television	ESPN3
Play-by-Play	Brock Bowling
Analyst	Tom O'Brien
Radio	Aggie Sports Network
Play-by-Play	Jack Nixon
Analyst	Preston Williams
Flagship Station	99.5 FM KXPZ (Tuneln)
Affiliates	Alamogordo 103.7 FM KNMZ Carlsbad 1240 AM KAMD Gallup 1230 AM, 94.9 FM KYVA Las Vegas 107.1 FM KMDS
Live Stats	<a href="http://nmstate.statbroadcast.com">nmstate.statbroadcast.com</a>

### 2016 SUN BELT CONFERENCE STANDINGS

	Conf.		Pct.	Overall		Pct.	Streak
	W	L		W	L		
Appalachian State	7	1	.875	9	3	.750	W2
Troy	6	1	.857	9	2	.818	W1
Arkansas State	6	1	.857	6	5	.545	L1
Idaho	5	2	.714	7	4	.636	W3
UL Lafayette	4	3	.571	5	6	.455	W1
Georgia Southern	3	4	.429	4	7	.364	L4
UL Monroe	3	4	.429	4	7	.364	L1
Georgia State	2	5	.286	3	8	.273	W1
<b>New Mexico State</b>	<b>2</b>	<b>5</b>	<b>.286</b>	<b>3</b>	<b>8</b>	<b>.273</b>	<b>L1</b>
South Alabama	1	6	.143	5	6	.455	L1
Texas State	0	6	.000	2	9	.182	L7

### STAY CONNECTED WITH THE AGGIES ON...

Twitter	@NMStateFootball
Coaching Staff	@CoachVance92
	@CoachKevMac
	@coacharichman
	@CoachCoryNMSU
	@osoukup
	@CoachMChristian
	@CoachBell118
	@Coach_GAnderson
	@BrownKai
	@spiffy evans
Instagram	@NMSStateFB
Facebook	/NMSUAthletics

## GAME 12

### AN NM STATE WIN WOULD...

...top last year's win total (3) in the final game of 2016.  
...be the first program victory over South Alabama.  
...give head coach Doug Martin his 11th win as an Aggie.



### South Alabama Jaguars

Head Coach.....Joey Jones  
Career Record (years).....50-48 (8)  
Record at South Alabama.....47-41

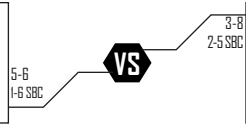
#### STAT LEADERS

**RUSHING | #28 Xavier Johnson**  
126-633, 7 TD, 5.0 ypr, 63.3 ypg

**PASSING | #11 Dallas Davis**  
172-297-2,222, 9 TD/9 INT, 246.9 ypg

**RECEIVING | #12 Gerald Everett**  
43-648, 4 TD, 15.1 ypc, 58.9 ypg

**DEFENSE | #32 Darrell Songy**  
80 tackles | 5.5 TFLs | 1 FF



### NM State Aggies

Head Coach.....Doug Martin  
Career Record (Yrs.).....39-90 (10)  
Record at NM State (Yrs.).....10-37 (4)

#### STAT LEADERS

**RUSHING | #3 Larry Rose III**  
137-695, 2 TD, 5.1 ypr, 86.9 ypg

**PASSING | #17 Tyler Rogers**  
220-394-2,588, 16 TD/11 INT, 258.8 ypg

**RECEIVING | #7 Greg Hogan**  
31-367, 3 TD, 11.8 ypc, 33.4 ypg

**DEFENSE | #53 Rodney Butler**  
150 tackles | 8.0 TFLs | 3 FF | 1 INT | 2 BRUP

### ALL-TIME RESULTS

First meeting between the two teams

### AGGIE FOOTBALL GAME NOTES

#### KICKOFF

Looking to finish the season on a high note, the NM State football team travels to Mobile, Ala., for an 11 a.m. kickoff against South Alabama this Saturday, Nov. 3.

Brock Bowling will once again have the call on Saturday while former NC State head coach Tom O'Brien serves as the analyst on the ESPN3 broadcast. Aggie fans can also listen to NM State Athletics/US Bank Hall of Famer Jack Nixon and former NM State football player, Preston Williams, on the Aggies' flagship station 99.5 FM KXPZ or listen to the game live with their mobile or tablet device on the Tuneln app for free.

#### WHERE TO WATCH

Aggie fans trying to catch the game on TV can watch the ESPN3 broadcast on their desktop or mobile device. In addition, fans with AppleTV, Chromecast, Roku and other webcast products that have the WatchESPN function can catch the game on their television set.

#### EYING THE JAGUARS

Saturday's contest between NM State and South Alabama will be the first meeting between the two teams. The Jaguars are 5-6 overall and 1-6 Sun Belt action when the two teams square off in Ladd-Peebles Stadium at 11 a.m. (MT) on Saturday while NM State checks in at 3-8 and 2-5 in Sun Belt play.

The Jaguars had a great non-conference season, beating the likes of Mississippi State (21-20) on the road in their season-opener and then a ranked San Diego State (42-24) team at home handedly. However, South Alabama has struggled in conference play with its lone win coming against Georgia State. USA will playing for bowl eligibility as well as it sits at 5-6 on the year.

Dallas Davis under center for USA ad is averaging 246.9 yards per game through the air with nine touchdowns, but has also thrown nine picks. Davis has thrown for 2,222 yards so far this season with a 123.70 efficiency rating. He's also fourth on the team in rushing with 176 net

yards and two runs into the end zone.

Xavier Johnson paces the running game for South Alabama, checking in with 633 yards on the ground with an average of 5.0 yards per rush and seven TDs. Tyreis Thomas is second on the team with 300 net yards on the ground for 4.1 yards per rush, but just trails Johnson by one with six rumbles into the end zone.

Gerald Everett has been the go-to target for Davis this season, bringing in 43 catches for 648 yards for four touchdowns. Josh Magee is right on his tails with three catches to the house for 533 yards on 40 receptions. However, Davis has thrown to 17 different targets so far this season.

The Jaguar defense has picked up opposing quarterbacks eight times while recovering nine of the 14 forced fumbles in 2016. South Alabama is fourth in scoring defense between SBC teams and third in total defense, allowing just 367.8 yards to its opponents.

#### DYNAMIC DUO

Rodney Butler (150), the nation's leading tackler, and Dalton Herrington (98) combined total of 248 tackles is second-most by any two players in FBS football with Virginia's pair of Kiser (134)/Blanding (120) in the lead with 254 combined tackles.

#### HOME SLATE WRAP UP

With the 2016 home slate all wrapped up for NM State, the Aggies finished the year 3-2 at home. The last time NM State had 3 or more wins at home during the season was back in 2007 when it was 4-3 in Aggie Memorial Stadium.

#### GOING OUT WITH A BANG

Senior linebacker Rodney Butler has had a senior season every player would hope to have. The Palm Springs, Calif., product has led the nation (FBS) in tackles in 11 of the 13 weeks since the Aggies' season-opener on Sept. 3 at UTEP. Should Butler finish the season as the nation's

### ON THE SIDELINES




DOUG MARTIN  
Head Coach  
D. Coordinator/OB



FRANK SPAZIANI  
D. Coordinator



ZANE VANCE  
Defensive Ends &  
Special Teams



CORY MARTIN  
O-Line &  
(Outside)



ANDY RICHMAN  
O-Line G  
Run Game Coordinator



OLIVER SOUKUP  
Linebackers



MATT CHRISTIAN  
Running Backs



SPIFFY EVANS  
Graduate Assistant

### INSIDE THE BOOTH



KERRY LOCKLIN  
Defensive Tackles



BRIAN BELL  
Safeties



KEVIN MCKEETHAN  
Wide Receivers (Inside)  
Passing Game Coord.



GARRETT ANDERSON  
Graduate Assistant



KATI BROWN  
Graduate Assistant



CJ JONES  
Graduate Assistant

# SOUTH ALABAMA GAME WEEK

<b>28</b> <b>MONDAY</b> SBC Teleconference 9:44 a.m. Martin on call Contact SBC for dial-in information  <b>No Interviews</b>	<b>29</b> <b>TUESDAY</b> Press Conference 11:30 a.m. - Hall of Legends  Practice 3-5 p.m.  <b>Interviews</b> Upon Request	<b>30</b> <b>WEDNESDAY</b> 3-5 p.m. - Practice  <b>Interviews</b> Upon Request	<b>1</b> <b>THURSDAY</b> 3-5 p.m. - Practice  <b>Coach Interviews</b> Upon Request  <b>No Player Interviews</b>	<b>2</b> <b>FRIDAY</b> Walk Through  <b>No Interviews</b>	<b>3</b> <b>SATURDAY</b> <b>Game Day</b> NM State at South Alabama  11 a.m. MT	<b>4</b> <b>SUNDAY</b>   <b>No Interviews</b>
---	--	---	--	---	---	---

leading tackler, he would only be the third Aggie ever to do so in program history, joining Jimmy Cottrell (179, 2005) and Derrick Richardson (137, 2008).

His 364 career tackles is fourth-most amongst active FBS football players and No. 23 amongst Division I football players. His 7.91 career tackles per game is ranked 10th compared to other FBS players while his 157 solo tackles ranks him 45th amongst active FBS football players. In addition, his 207 assisted tackles sit him at No. 2 on the active career list and No. 16 compared to active Division I football players. Butler's 44 assisted tackles for loss also places him at No. 26 on the FBS active career list.

## FIRST ONE IN THE BOOKS

Connor Cramer took his first snap under center in Division I on Saturday and took most of the snaps against Appalachian State at home. The transfer from New Mexico Military Institute picked up his first-career touchdown pass when he connected with Tyrian Taylor for a 54-yard bomb in the second quarter as well.

The redshirt junior wrapped up his first game 10-of-24 from the air for 93 yards through the air and a team-high 74 yards on the ground.

## MOVIN' ON UP

Heading into Saturday's game, Rodney Butler sits in a tie for seventh on the all-time tackles list with 364, tying D'Wayne Taylor (364, 1998-01). Butler needs 10 tackles to pass Bob Kinder (373, 1983-86) for sixth all-time and 15 tackles to pass Leo Barker (378, 1979-83) for fifth all-time.

Butler's 150 tackles this season is good for eight-best in a single-season at NM State. With one game remaining, he could move up as high as third place with 15 tackles.

## IN THE NATION

Heading into week 14 of the 2016 season, several players as well as the team ranks in the top-50 nationally amongst Football Subdivision Teams.

Senior linebacker Rodney Butler still leads the nation in total tackles with 150 (13.6/game). Fellow linebackers Dalton Herrington (98), Terrill Hanks (91) and Jacob Nwangwa (85) checks in at 40th 66th and 105th, respectively, in the country. The three Aggies also claim the top-10 spots in the Sun Belt Conference, checking in at Nos. 1, 3, 8 and 11. In the solo tackles department, Butler sits in 30th with 57 (5.2/game). Butler and Jaden Wright's three forced fumbles rank them 22nd in the nation and third in the SBC while Hanks' two FFs is tied for seventh in the league. Jaden Wright also moved into 23rd in the country with four interceptions on the year and third in the Sun Belt.

Offensively, Tyler Rogers is ranked No. 33 in the country with 258.8 passing yards per game while his total of 2,588 has him sitting at No. 50. His 22.00 completions per game is good for 18th in the country and first in the SBC.

Freshman Peyton Theisler sits at No. 49 in the country after averaging 41.9 yards per punt through 11 games.

## AROUND THE BELT

Entering this weekend, NM State is in third when it comes to total offense (4,513 yards) behind league leader Troy and second in the passing offense (2,829 yards) category.

Tyler Rogers continues to lead the Sun Belt in total offense with 291.2 yards per game while his 258.8 passing yards per game is second in the league.

On the defensive end, NM State has three represented in the league's top-10 tacklers list in Rodney Butler (No. 1), Dalton Herrington (No. 3) and Terrill Hanks (No. 8). Hanks is also tied for eighth with 11.5 tackles for loss while Butler's three forced fumbles has him tied for third amongst SBC players. Jaden Wright is tied for third with four interceptions on the year.

## UP NEXT

The 2016 season will have come to an end for the Aggies after their game at South Alabama on Saturday. NM State will look back at the positives from this season and build upon that in spring ball before ramping it up again for the 2017 season.

## TRIFECTA!

Along with last Saturday's win, Tyler Rogers became just the second player this season to have caught, thrown and rushed for a touchdown in a game. From the past five seasons, there have been 11 players to achieve the feat, two that have done it twice, with eight of the 11 players being quarterbacks.

1. **Tyler Rogers (Sr.) - New Mexico State - QB - vs. Texas State (11/19/16)**
2. James Summers (Sr.) - East Carolina - RB - vs. Connecticut (10/29/16)
3. Tyler Jones (Sr.) - Texas State - QB - at Ohio (9/2/16)
4. Kevin Hogan (RSr.) - Stanford - QB - vs. Southern California (12/5/15)\*
5. Christian McCaffrey (So.) - Stanford - RB - vs. Southern California (12/5/15)\*
6. Marquise Williams (Jr.) - North Carolina - QB - at Notre Dame (11/11/14)
7. Pharoah Cooper (So.) - South Carolina - WR - vs. Tennessee (11/1/14)
8. Dak Prescott (Jr.) - Mississippi State - QB - at South Alabama (9/13/14)
9. Connor Shaw (Sr.) - South Carolina - QB - vs. Wisconsin (1/1/14)^
10. Marquise Williams (So.) - North Carolina - QB - vs. Virginia (11/9/13)
11. Brett Hundley (RSr.) - UCLA - QB - at Utah (10/3/13)
12. Dak Prescott (So.) - Mississippi State - QB - vs. Troy (9/21/13)
13. Bo Wallace (So.) - Ole Miss - QB - vs. Auburn (10/13/12)

## IN MEMOREUM

Former NM State football head coach Gil Krueger, who coached the Aggies to the Missouri Valley Conference Championship in 1978, passed recently passed away at the age of 87. Krueger coached the Aggies for five years with a 17-37-1 overall mark. He also led Northern Michigan to the 1975 NCAA Division II national championship.

## FAST AND FURIOUS

The NM State offense is no short of fire power this season as the Aggies scored TDs in five separate occasions where it took less than a minute.

UNM - 2Q - 4 Plays, 21 Seconds  
 UNM - 2Q - 2 Plays, 17 Seconds  
 UK - 1Q - 2 Plays, 23 Seconds  
 UK - 1Q - 1 Play, 8 Seconds  
 UK - 2Q - 3 Plays, 20 seconds  
 IDAHO - 1Q - 3 Plays, 47 Seconds  
 TXST - 4Q - 1 Play, 12 Seconds  
 APP - 2Q - 1 Play, 14 Seconds

## ALL-TIME VS. SOUTH ALABAMA

Date	Location	Score	W/L
------	----------	-------	-----

First Meeting

Overall: First Meeting

## South Alabama SID Contact

FB Contact ..... Brian Fremund  
 Email ..... [bremund@southalabama.edu](mailto:bremund@southalabama.edu)  
 Office ..... 251-414-8032  
 Second Contact ..... Kevin Beasley  
 Email ..... [kbeasley@southalabama.edu](mailto:kbeasley@southalabama.edu)  
 Office ..... 251-414-8033

## INTERVIEWS

Media interviews with all NM State players and coaches must be arranged through the NM State Media Relations Department. Contact John Vu, assistant director of media relations, at [jvu@nmsu.edu](mailto:jvu@nmsu.edu) or at 714-728-9163 to arrange interviews with head coach Doug Martin and NM State players.

## WEEKLY CONFERENCE HONORS

## OFFENSE

Sept. 5	Dallas Davis (QB, South Alabama)
Sept. 12	Marcus Cox (RB, Appalachian State)
Sept. 19	Elijah McGuire (RB, UL-Lafayette)
Sept. 26	Jalin Moore (RB, Appalachian State)
Oct. 3	Cole Garvin (QB, South Alabama)
Oct. 10	Justice Hansen (QB, Arkansas State)
Oct. 17	Matt Linehan (QB, Idaho)
Oct. 24	Jordan Chunn (RB, Troy)
Oct. 31	Justice Hansen (QB, Arkansas State)
Nov. 7	Caleb Evans (QB, UL-Monroe)
Nov. 14	Thomas Kouffe (RB, UL-Monroe)
Nov. 21	Marcus Cox (RB, Appalachian State)
Nov. 28	Isaiah Saunders (RB, Idaho)
Dec. 5	

## DEFENSE

Sept. 5	Roman Buchanan (LB, South Alabama)
Sept. 12	Rodney Butler (LB, NM State)
Sept. 19	Bobby Baker (DB, Georgia State)
Sept. 26	Kaden Elliss (LB, Idaho)
Oct. 3	Rodney Butler (LB, NM State)
Oct. 10	Mackendy Cheridor (DL, Georgia State)
Oct. 17	Chris Humes (DB, Arkansas State)
Oct. 24	Clifton Duck (DB, Appalachian State)
Oct. 31	Ukeme Eligwe (LB, Georgia Southern)
Nov. 7	Kennan Gilchrist (LB, Appalachian State)
Nov. 14	Money Hunter (DB, Arkansas State)
Nov. 21	Chris Odom (DE, Arkansas State)
Nov. 28	Jalen Thompson (DB, South Alabama)
Dec. 5	

## SPECIAL TEAMS

Sept. 5	Marcus Ripley (K, Texas State)
Sept. 12	Peyton Theisler (K, NM State)
Sept. 19	Ryan Kay (K/P, Troy)
Sept. 26	Jabir Frye (RB, Troy)
Oct. 3	Bentlee Critcher (K/P, Appalachian State)
Oct. 10	Austin Rehkow (P/K, Idaho)
Oct. 17	Ryan Kay (K/P, Troy)
Oct. 24	Younghoe Koo (PK, Georgia Southern)
Oct. 31	Brandon McKee (P, South Alabama)
Nov. 7	Blaise Taylor (PR, Arkansas State)
Nov. 14	Austin Rehkow (P/K, Idaho)
Nov. 21	Brandon McKee (P, South Alabama)
Nov. 28	Bentlee Critcher (P, Appalachian State)
Dec. 5	

## WEEKLY CONFERENCE HONORS

## 2016 Sun Belt Football Coach's Poll (First-Place Votes)

1. Appalachian State (5)	114 Points
2. Arkansas State (5)	110 Points
3. Georgia Southern (1)	98 Points
4. Georgia State	73 Points
5. Troy	70 Points
5. UL-Lafayette	70 Points
7. South Alabama	62 Points
8. Idaho	48 Points
9. NM State	37 Points
10. Texas State	30 Points
11. ULM	14 Points

## EXPLOSIVE PLAYS

So far this season, the Aggies have had plays of 30-yards or longer 17 separate times. Of those 17, six have resulted in touchdowns - two coming against Kentucky and one against Idaho, Georgia Southern, Texas State and Appalachian State. These explosive plays have come from eight different players with Tyrian Taylor leading the team with four while and Johnathan Boone has three, followed by Royce Caldwell, Izaiah Lottie Jaleel Scott with one each.

## NOTHING BUT HOGAN

Redshirt junior Gregory Hogan has been a favorite target for quarterback Tyler Rogers this season. He's targeted the 6-1 wide out 32 times this season, second-most on the team behind DJ Clark (42), and Hogan and rewarded him for his confidence - hauling in three TD catches. The Houston, Texas, product is also second on the team in receiving yards with 377 while the next closest player is Izaiah Lottie with 346 receiving yards. Hogan only trails Tyrian Taylor, who has 381 receiving yards on 21 catches for two touchdowns.

## ENTER THE HALL

In the absence of All-American running back Larry Rose III, senior Xavier Hall fulfilled the mantra of next man up. The Las Cruces native is second on the team with 33.6 rushing yards per game with one rumble into end zone. He also picked up a career-high 39 reception yards at Troy.

## WEEKLY ACCOLADES

Linebacker Rodney Butler has earned two Sun Belt Conference Defensive Player of the Week honors this year while kicker Parker Davidson earned week two special teams player of the week. The two earned the weekly honor following the Aggies' 32-31 victory over Battle of I-25 rival New Mexico at home. Butler earned his second honor in week five after he recorded 18 tackles, a forced fumble and interception against UL-Lafayette.

## AGGIES BESTED BY VANDALS

The Aggies had a rough game in their final trip up to Moscow, Idaho, to play in the Kibbie Dome last weekend. NM State started off strong thanks Jared Phipps who picked of UL's Matt Linehan in the end zone off of a deflection. Tyler Rogers and company quickly worked down the field in their first possession to get ahead 6-0.

Idaho responded right back with a touchdown of their own, but NM State quickly regained the lead when Rogers threw a dart to the tight end, Clayton Granch, for a 10-yard strike to regain the 13-7 lead. However, the lead was short-lived as Idaho scored 20 unanswered points and never looked back.

Backup Nick Jeanty came in late in the fourth quarter and threw a 45-yard bomb to Jaleel Scott with 1:12 left to play in the game as NM State left Moscow with a 55-23 loss.

## WILD FINISH IN LAS CRUCES

The Aggies' last home game against UL-Lafayette finished in dramatic fashion as both teams teetered back-and-forth on winning drives. To start, the Aggies had a chance to win the game in regulation on a missed 20-yard field goal by Parker Davidson. Then in the first overtime period, NM State scored first in their possession. On the Ragin' Cajun's drive, Darius Hoggins fumbled the ball and just so luckily landed on it in the end zone to send the game into a second overtime period.

With ULL starting the second-overtime period, the Ragin' Cajuns settled for a 22-yard field goal. However, the kick was no good as it ricocheted off the left post and set the Aggies up for another game-winning drive. In a turn of events, it was the Aggies turn to fumble the ball near the end zone as Sebastian Anderson leaped onto the ball in the end zone to give NM State the 37-31 victory.

The last double-overtime game for NM State came in 2005 against Idaho, a heartbreaking 38-37 loss. The two other times the Aggies played in a double-overtime game was in 2000 at Idaho and in 1998 at home against Utah State on homecoming, both of which resulted in losses.

## BEYOND THE TROJANS

Needless to say, Aggie fans wish the last two games against Troy could be erased from their memory. However, should last year's trend hold true, the Aggies are in store for a three-game winning-streak. NM State notched a win in the very next game against UL-Lafayette and looks to follow that trend this week at Idaho before returning home against Georgia State (Oct. 22) to match last year's rally.

## SHOOTOUT IN LEXINGTON

Aggie fans were in for a treat in week three of this season as NM State entered Commonwealth Stadium guns a blazing against the Kentucky Wildcats. The Aggies scored on their first drives of the game and took a 21-14 lead after one quarter of play before heading into the locker room tied 35-35. New Mexico State would leave the Bluegrass State with a 62-42 loss, but gave UK a run for its money 'til the bitter end.

## AGGIE BADGE BOWL

The NM State football team and local law enforcement agencies partnered together for the Aggie Badge Bowl on Friday Night in Aggie Memorial Stadium. Donations at the flag football game exceeded \$4,300 and will go to the Officer Jose Ismael Chavez Memorial Fund.

During the event, NM State recognized Officer Chavez and his family, family members of law enforcement officers, and former NM State quarterback Andrew Allen's father. Allen's father was killed in the line of duty last November.

In addition to student-athletes from the NM State football team, members of the Las Cruces Police Department, the New Mexico State University Police Department, the Dona Ana County Sheriff's Department, the Mesilla Marshal's Department, the Dona Ana County Fire Department and the Dona Ana County Detention Center participated in the flag football game.

## PRESEASON PICKS

The NM State football team was picked to finish ninth in the Sun Belt Conference in a poll voted on by the league's head coaches. The league's reigning offensive player of the year, Larry Rose III was picked to be the preseason offensive player of the year as well as First-Team All-Sun Belt. Senior center Anthony McMeans was selected to the second-team as well.

## Multiple Roles

Head coach Doug Martin is one of six Division I football coaches who are both the head coach and the offensive coordinator.

- Paul Johnson (Georgia Tech)
- Mark Whipple (UMass)
- Doug Martin (NM State)
- Mike Leach (Washington State)
- David Beaty (Kansas)
- Philip Montgomery (Tulsa)

## Notables: Last Game

- Rodney Butler remains the nation's leading tackler with 150 total tackles (13.6/game) while his 57 solo tackles (5.2/game) sits him in 30th.
- Butler has now led the nation in tackling 11 out of the 13 weeks since NM State opened up the 2016 season on Sept. 3 at UTEP.
- Butler's 364 career tackles ranks him fourth-best amongst active FBS players and No. 23 compared to Division I players.
- His career tackling average of 7.91 is good for 10th amongst active FBS players.
- The tackling duo of Butler (150) and Dalton Herrington (98) are second amongst FBS players with 248 tackles combined.
- NM State's Butler, Herrington and Terrill Hanks own the top-eight spots in Sun Belt play in total tackles with Nos. 1, 3 and 8.
- Noah Brown recorded his first fumble recovery of the season, in the second quarter.
- Conner Cramer set career-highs in rushing yards (74) and passing yards (93)
- Cramer notched his first career touchdown on a 54-yard pass to Tyrian Taylor in the second quarter
- Larry Rose III gained 33 all-purpose yards which put his career total at 4,060 and he is now 39 yards away from passing Taeveon Rogers (4,098) for fourth all-time on the career list.
- NM State's 3-2 mark at home is the first time its head three-plus wins at home in a season since 2007.

## Home Grown Talent

The NM State football team has 14 players from the state of New Mexico. Six of those 14 are from Las Cruces.

## High School Teammates

Jared Phipps and Jason Huntley both attended Martin HS in Arlington, Texas. The two ran track together and finished fourth in the state in the 4X100 relay.

## Home Crowds


Below is a breakdown of the largest crowds to visit Aggie Memorial Stadium for a NM State football game:

Rk.	Att.	Opponent	Date	Rk.	Att.	Opponent	Date
1.	32,993	UTEP	Sept. 26, 1998	6.	30,343	New Mexico	Sept. 27, 2009
2.	32,904	UTEP	Sept. 13, 1986	7.	30,343	UTEP	Sept. 15, 2007
3.	31,839	UTEP	Sept. 18, 1993	8.	30,343	UTEP	Sept. 3, 2005
4.	31,214	New Mexico	Sept. 24, 2004	9.	30,341	UTEP	Sept. 14, 1991
5.	30,605	UTEP	Oct. 5, 2002	10.	30,193	UTEP	Sept. 16, 1978

## Sun Belt Crowds

Below is a breakdown of the largest crowds to visit Aggie Memorial Stadium for a Sun Belt Conference game:

Rk.	Att.	Opponent	Date	Rk.	Att.	Opponent	Date
1.	27,201	Georgia State	Sept. 12, 2015	6.	18,624	Idaho	Oct. 4, 2003
2.	20,323	Idaho	Oct. 13, 2001	7.	18,485	Middle Tennessee	Nov. 6, 2004
3.	19,876	UL-Lafayette	Oct. 12, 2002	8.	17,587	Troy	Sept. 17, 2004
4.	19,702	Arkansas State	Nov. 1, 2003	9.	15,853	North Texas	Nov. 3, 2001
5.	19,562	Middle Tennessee	Nov. 2, 2002	10.	12,472	North Texas	Nov. 25, 2003



## QUICK FACTS

### General Information

Location.....	Las Cruces, N.M.
Founded.....	1888
Nickname.....	Aggies
Enrollment.....	15,829
School Colors.....	Crimson & White
Stadium.....	Aggie Memorial
Capacity.....	30,343
Playing Surface.....	Field Turf
Stadium Record.....	69-129
First Game.....	Sept. 16, 1978
Largest Crowd.....	32,993
Division.....	Football Bowl Division (FBS)
Conference.....	Sun Belt Conference (Football only)
President.....	Dr. Garrey Carruthers
Athletic Director.....	Mario Moccia
Senior Woman Administrator.....	TBD
Faculty Representative.....	Dr. James Peach

### Coaches

Doug Martin.....	Head Coach/Offensive Coordinator/Quarterbacks
Frank Spaziani.....	Defensive Coordinator
Zane Vance.....	Assist. Head Coach/DEs/Special Teams Coordinator
Brian Bell.....	Secondary
Kerry Locklin.....	Defensive Tackles
Cory Martin.....	Wide Receivers (outside)
Kevin McKeethan.....	WRs (inside)/Pass Game Coord./Recruit. Coord.
Andy Richman.....	Offensive Line Coach/Run Game Coordinator
Oliver Soukup.....	Linebackers
Matt Christian.....	Running Backs
Garrett Anderson.....	Graduate Assistant
Kai Brown.....	Graduate Assistant
Spiffy Evans.....	Graduate Assistant
CJ Jones.....	Graduate Assistant

### Team Information

2015 Record.....	3-9
2015 SBC Record.....	3-5
Final Rankings.....	N/A
Postseason.....	N/A
Bowl Appearances.....	3
Bowl Record.....	2-0-1
Starters Returning/Lost.....	18/8
Starting Offense Returning/Lost.....	9/4
Starting Defense Returning/Lost.....	9/4
Specialists Returning/Lost.....	2/1
Letterwinners Returning/Lost.....	38-14
Offensive Letterwinners Returning/Lost.....	15/9
Defensive Letterwinners Returning/Lost.....	21/5
Specialist Letterwinners Returning/Lost.....	2/1

### Phone Numbers

Football Office.....	575-646-2521
Athletic Media Relations.....	575-646-3269
Ticket Office.....	575-646-1420
Equipment.....	575-646-6140
Athletic Training.....	575-646-1526
Strength and Conditioning.....	575-646-5137
Marketing.....	575-646-2569
Football Video.....	575-646-7713
Aggie Sports Network.....	575-646-5347
Aggie Athletic Club.....	575-646-5151
Press Box Phone.....	575-646-2700

**collegepressbox.com**  
SINCE 2005 EVERYTHING BUT THE PRE-GAME MEAL

collegepressbox.com is the official media website for Division I football. Access and download weekly game notes, quotes, statistics, media guides, headshots, logos and more for each conference and its member schools. Login information will be distributed to accredited media or you can apply for a password by sending an e-mail to [password@collegepressbox.com](mailto:password@collegepressbox.com).



## LONG PLAYS

## Passing/Receiving

Yds	From/To	Opponent	Date	QTR
29	Tyler Rogers to DJ Clark	UTEP	Sept. 3, 2016	1
49	Tyler Rogers to Royce Caldwell	New Mexico	Sept. 10, 2016	2
26	Tyler Rogers to Izaiah Lottie	New Mexico	Sept. 10, 2016	4
35*	Tyler Rogers to Johnathan Boone	Kentucky	Sept. 17, 2016	1
31*	Tyrian Taylor to Johnathan Boone	Kentucky	Sept. 17, 2016	1
55	Tyler Rogers to Royce Caldwell	Kentucky	Sept. 17, 2016	2
20	Tyler Rogers to Xavier Hall	Kentucky	Sept. 17, 2016	3
23	Tyler Rogers to DJ Clark	Kentucky	Sept. 17, 2016	4
22	Tyler Rogers to Izaiah Lottie	Troy	Sept. 24, 2016	1
23	Tyler Rogers to DJ Clark	Troy	Sept. 24, 2016	1
26	Tyler Rogers to Izaiah Lottie	Troy	Sept. 24, 2016	1
54	Tyler Rogers to Tyrian Taylor	Troy	Sept. 24, 2016	2
37	Tyler Rogers to Clayton Granch	Troy	Sept. 24, 2016	3
39	Tyler Rogers to Xavier Hall	Troy	Sept. 24, 2016	3
49	Tyler Rogers to Tyrian Taylor	Troy	Sept. 24, 2016	3
28	Tyler Rogers to Tyrian Taylor	Troy	Sept. 24, 2016	4
33	Tyler Rogers to Gregory Hogan	UL-Lafayette	Oct. 1, 2016	1
33	Tyler Rogers to Larry Rose III	UL-Lafayette	Oct. 1, 2016	2
28	Tyler Rogers to Gregory Hogan	UL-Lafayette	Oct. 1, 2016	4
23*	Tyler Rogers to Gregory Hogan	UL-Lafayette	Oct. 1, 2016	OTI
68*	Tyler Rogers to Izaiah Lottie	Idaho	Oct. 15, 2016	1
49	Tyler Rogers to Tyrian Taylor	Idaho	Oct. 15, 2016	1
26	Tyler Rogers to Tyrian Taylor	Idaho	Oct. 15, 2016	2
20	Tyler Rogers to Tyrian Taylor	Idaho	Oct. 15, 2016	2
23	Tyler Rogers to Gregory Hogan	Idaho	Oct. 15, 2016	2
45	Nick Jeanty to Jaleel Scott	Idaho	Oct. 15, 2016	4
35	Tyler Rogers to Gregory Hogan	Georgia Southern	Oct. 22, 2016	2
22	Tyler Rogers to Xavier Hall	Georgia Southern	Oct. 22, 2016	2
23	Tyler Rogers to DJ Clark	Georgia Southern	Oct. 22, 2016	4
32*	Tyler Rogers to Johnathan Boone	Georgia Southern	Oct. 22, 2016	4
29	Tyler Rogers to Xavier Hall	Texas A&M	Oct. 29, 2016	3
29	Tyler Rogers to DJ Clark	Arkansas State	Nov. 12, 2016	2
25*	Tyler Rogers to Royce Caldwell	Texas State	Nov. 19, 2016	1
21	Tyler Rogers to Izaiah Lottie	Texas State	Nov. 19, 2016	1
27	Tyler Rogers to Jaleel Scott	Texas State	Nov. 19, 2016	2
35*	Nick Jeanty to Jaleel Scott	Texas State	Nov. 19, 2016	4
54*	Conner Cramer to Tyrian Taylor	Appalachian State	Nov. 26, 2016	2

## Rushing

Yds	Player	Opponent	Date	QTR
22	Tyler Rogers	UTEP	Sept. 3, 2016	1
22	Tyler Rogers	Troy	Sept. 24, 2016	2
21	Larry Rose III	Troy	Sept. 24, 2016	3
23	Larry Rose III	UL-Lafayette	Oct. 1, 2016	3
22	Larry Rose III	Idaho	Oct. 15, 2016	2
34	Larry Rose III	Texas A&M	Oct. 29, 2016	3
27	Larry Rose III	Arkansas State	Nov. 12, 2016	3
40	Tyler Rogers	Texas State	Nov. 19, 2016	1
32	Larry Rose III	Texas State	Nov. 19, 2016	2
23	Conner Cramer	Appalachian State	Nov. 26, 2016	2

## Interception Returns

Yds	Player	Opponent	Date	QTR
45	Jaden Wright	UL-Lafayette	Oct. 1, 2016	2

## Fumble Recoveries

Yds	Player	Opponent	Date	QTR
50	DeMarcus Owens	UTEP	Sept. 3, 2016	4

## LONG PLAYS CONTINUED...

## Field Goals

Yds	Player	Opponent	Date	QTR
45	Parker Davidson	New Mexico	Sept. 10, 2016	1
41	Parker Davidson	New Mexico	Sept. 10, 2016	2
37	Parker Davidson	New Mexico	Sept. 10, 2016	2
30	Parker Davidson	New Mexico	Sept. 10, 2016	4
33	Parker Davidson	UL-Lafayette	Oct. 1, 2016	4
35	Parker Davidson	Idaho	Oct. 15, 2016	2
41	Parker Davidson	Georgia Southern	Oct. 22, 2016	2
30	Parker Davidson	Georgia Southern	Oct. 22, 2016	3
33	Parker Davidson	Texas A&M	Oct. 29, 2016	2
45	Parker Davidson	Arkansas State	Nov. 12, 2016	1
41	Parker Davidson	Arkansas State	Nov. 12, 2016	2
41	Parker Davidson	Texas State	Nov. 19, 2016	4

## Kickoff Returns

Yds	Player	Opponent	Date	QTR
31	Tyrian Taylor	New Mexico	Sept. 10	2

## Punt Returns

Yds	Player	Opponent	Date	QTR
-----	--------	----------	------	-----

\*Resulted in a touchdown

## 2016 NM STATE SCORING DRIVES

Opp.	QTR	Plays	Yards	TOP	Results	Time	Scoring Play
UTEP	1	11	74	3:25	FG	6:53	18-yd FG by Davidson, Parker
UTEP	3	12	99	4:04	TD	3:53	4-Yd rush by Rogers, Tyler
UTEP	3	6	75	1:12	TD	0:00	1-Yd rush by Huntley, Jason
UTEP	4	--	--	--	TD	12:18	50-Yd FR by Owens, DeMarcus
UNM	1	11	48	4:26	FG	5:59	45-yd FG by Davidson, Parker
UNM	2	11	52	3:45	FG	13:55	41-yd FG by Davidson, Parker
UNM	2	4	0	0:21	FG	6:42	37-yd FG by Davidson, Parker
UNM	2	2	69	0:17	TD	0:04	5-yd catch by Scott, Jaleel from Rogers, Tyler
UNM	3	14	63	5:20	TD	2:45	1-yd rush by Hall, Xavier
UNM	4	10	57	3:47	FG	10:12	30-yd FG by Davidson, Parker
UNM	4	6	27	2:51	TD	5:46	8-yd catch by Hogan, Gregory from Rogers, Tyler
UK	1	2	46	0:23	TD	13:20	35-yd catch by Boone, Jonathan from Rogers, Tyler
UK	1	1	31	0:08	TD	8:58	31-yd catch by Boone, Jonathan from Taylor, Tyrian
UK	1	15	75	5:41	TD	2:40	5-yd rush by Taylor, Tyrian
UK	2	10	79	2:31	TD	9:33	5-yd catch by Hogan, Gregory from Rogers, Tyler
UK	2	3	75	0:20	TD	0:38	1-yd rush by Rogers, Tyler
UK	3	8	75	2:28	TD	4:08	5-yd rush by Rogers, Tyler
TROY	3	9	88	2:58	TD	0:33	13-yd catch by Lottie, Izaiah from Rogers, Tyler
ULL	1	12	75	3:35	TD	11:25	19-yd catch by Granch, Clayton from Rogers, Tyler
ULL	2	10	94	4:13	TD	2:19	6-yd rush by Rose III, Larry
ULL	2	--	--	--	TD	1:23	45-yd interception return by Wright, Jaden
ULL	4	7	57	2:58	FG	10:31	33-yd FG by Davidson, Parker
ULL	OT	13	25	--	TD	--	23-yd catch by Hogan, Gregory from Rogers, Tyler
ULL	OT2	6	25	--	TD	--	0-yd fumble recovery by Anderson, Sebastian
IDAHO	1	3	75	0:47	TD	10:06	68-Yard catch by Lottie, Izaiah from Rogers, Tyler
IDAHO	1	6	75	2:43	TD	2:43	10-yard catch by Granch, Clayton from Rogers, Tyler
IDAHO	2	9	58	1:08	FG	0:00	35-yard FG by Davidson, Parker
IDAHO	4	6	81	1:31	TD	1:12	45-yard catch by Scott, Jaleel from Rogers, Tyler
Ga. Southern	2	9	75	2:49	TD	12:04	6-yard catch by Clark, DJ from Rogers, Tyler
Ga. Southern	4	5	87	0:53	TD	1:19	32-yard catch by Boone, Jonathan from Rogers, Tyler
Texas A&M	2	11	59	2:37	FG	1:05	33-yard field goal by Davidson, Parker
Texas A&M	4	8	75	2:46	TD	14:04	3-yard catch by Scott, Jaleel from Rogers, Tyler
Arkansas State	1	6	29	1:47	FG	5:18	6-yard catch by Clark, DJ from Rogers, Tyler
Arkansas State	2	10	54	1:36	FG	0:00	32-yard catch by Boone, Jonathan from Rogers, Tyler
Arkansas State	3	6	52	2:11	TD	10:56	33-yard field goal by Davidson, Parker
Arkansas State	4	6	75	1:43	TD	0:04	3-yard catch by Scott, Jaleel from Rogers, Tyler
TEXAS STATE	1	6	42	2:05	TD	9:15	9-yard catch by Rogers, Tyler from Boone, Jonathan
TEXAS STATE	1	2	25	0:37	TD	8:28	25-yard catch by Caldwell, Royce from Rogers, Tyler
TEXAS STATE	1	5	33	1:24	TD	6:49	9-yard rush by Rogers, Tyler
TEXAS STATE	1	5	51	1:54	TD	3:43	4-yard catch by Taylor, Tyrian from Rogers, Tyler
TEXAS STATE	2	10	57	2:55	FG	9:52	23-yard field goal by Davidson, Parker
TEXAS STATE	2	7	75	2:27	TD	4:04	18-yard catch by Muse, Anthony from Rogers, Tyler
TEXAS STATE	3	11	61	3:48	FG	5:38	27-yard field goal by Davidson, Parker
TEXAS STATE	4	13	51	4:01	FG	12:53	41-yard field goal by Davidson, Parker
TEXAS STATE	4	1	35	0:12	TD	8:15	35-yard catch by Scott, Jaleel from Jeanty, Nick
APPALACHIAN STATE	2	1	54	0:14	TD	5:06	54-yard catch by Taylor, Tyrian from Cramer, Conner

## Game-by-Game Notables

Opponent	Captains	Coin Toss	Kickoff/Receive	NM State 1st Poss.	Game Time (MT)	Game Length	Jerseys	Result
at UTEP	Larry Rose III, Rodney Butler, Anthony McMeans, Jaden Wright	Loss	Receive	Punt	6:00 p.m.	3 hrs. 37 min.	White	L, 38-22
New Mexico	Larry Rose III, Rodney Butler, Anthony McMeans, Jaden Wright	Loss	Kickoff	Field Goal	6:00 p.m.	3 hrs. 24 min.	Crimson	W, 32-31
at Kentucky	Larry Rose III, Rodney Butler, Anthony McMeans, Jaden Wright	Loss	Receive	Touchdown	2:00 p.m.	3 hrs. 33 min.	White	L, 62-42
at Troy	Larry Rose III, Rodney Butler, Anthony McMeans, Jaden Wright	Loss	Receive	Turnover on Downs	5:00 p.m.	3 hrs.	White	L, 52-6
UL Lafayette	Larry Rose III, Rodney Butler, Anthony McMeans, Jaden Wright	Loss	Receive	Touchdown	6:00 p.m.	3 hrs. 50 min.	Crimson	W, 37-31 OT2
at Idaho	Larry Rose III, Rodney Butler, Anthony McMeans, Jaden Wright	Win	Kickoff	Touchdown	3:00 p.m.	3 hrs.	White	L, 55-23
Georgia Southern	Larry Rose III, Rodney Butler, Anthony McMeans, Jaden Wright	Loss	Kickoff	Punt	6:00 p.m.	3 hrs. 13 min.	Crimson	L, 22-19
at #9/10 Texas A&M	Larry Rose III, Rodney Butler, Anthony McMeans, Jaden Wright	Win	Receive	Punt	5:30 p.m.	3 hrs. 19 min.	White	L, 52-10
at Arkansas State	Larry Rose III, Rodney Butler, Anthony McMeans, Jaden Wright	Win	Kickoff	Punt	1:00 p.m.	3 hrs. 11 min.	White	L, 41-22
Texas State	Larry Rose III, Rodney Butler, Anthony McMeans, Jaden Wright	Loss	Receive	Punt	3:30 p.m.	3 hrs. 20 min.	Crimson	W, 50-10
Appalachian State	Larry Rose III, Rodney Butler, Anthony McMeans, Jaden Wright	Win	Kickoff	Punt	2:00 p.m.	2 hrs. 59 min.	Crimson	L, 37-7



## #ThereGoesRose

### Back-to-Back 1,000 yards

Larry Rose III became the first back-to-back 1,000-yard rusher for the Aggies since Dennis Manns. Manns had four consecutive 1,000-yard rushing seasons from 1995-98. Rose III racked up 1,102 yards as a freshman and 1,651 yards as a sophomore.

### Associated Press All-American

After a standout sophomore season, Larry Rose III was selected to the AP All-America Third Team. He became the first Aggie to earn this honor since Karl Dean who was selected for the Third Team in both 1974 and 1975.

### Offensive Student-Athlete of the Year

After leading the Sun Belt Conference in both rushing yards and all-purpose yards with 1,651 and 1,934, respectively, Larry Rose III was selected as the Offensive Student-Athlete of the Year. This honor is voted on by the head coaches and one media member from each SBC school.

### Preseason Offensive Student-Athlete of the Year

As the reigning Offensive Student-Athlete of the year, junior Larry Rose III was selected to repeat the title for the 2016 season.

### In the Record Books

Larry Rose III broke the NM State all-time single season rushing record just 10 weeks into the season. A 191-yard rushing performance gave him 1481 yards for the season up to that point. In addition, Rose III's 1,651 total rushing yards ranks No. 6 all-time in the SBC record books.

### Career 100-yard Rushing Games

at UL Lafayette (11/21/15) - 191  
UTEP (9/19/15) - 186  
Texas State (11/1/14) - 181  
Troy (10/24/15) - 180  
at Idaho (10/18/14) - 155  
Cal Poly (8/28/14) - 149  
at Arkansas State (11/29/14) - 137  
Arkansas State (11/28/15) - 106  
Texas State (11/19/16) - 123

### Career 200-yard Rushing Games

at New Mexico (10/3/15) - 260  
ULM (11/22/14) - 229  
Idaho (10/31/15) - 212  
at Texas State (11/7/15) - 207

### Watch Lists

Maxwell Award  
Doak Walker Award  
Walter Camp Award  
Earl Campbell Tyler Rose Award  
Rotary Lombardy Award

### BY THE NUMBERS

Current Streak.....	Lost 1
Home Streak.....	Lost 1
Away / Neutral Streak.....	Lost 7
Last Win.....	vs. Texas State, 11/19/16 (W, 50-10)
Last Away/Neutral Win.....	at UL-Lafayette, 11/21/15 (W, 37-34)
Last Loss.....	vs. Appalachian State, 11/26/16 (L, 37-7)
Last Away/Neutral Loss.....	at Arkansas State, 11/12/16 (L, 41-22)
Consecutive Games without Turnover.....	0

Home.....	3-2
Away.....	0-6
Neutral.....	0-0
Natural Grass.....	0-1
Artificial Turf.....	3-7
Day Games.....	1-4
Night Games.....	2-4
Televised Games.....	3-8
vs. Ranked Opponents.....	0-1
vs. Teams Receiving Votes.....	0-0

September.....	1-3
October.....	1-3
November.....	1-2
December.....	0-0

Leading at Halftime.....	2-1
Trailing at Halftime.....	1-6
Tied at Halftime.....	0-1
Scoring First.....	2-2
Opponent Scoring First.....	1-6

Score <20 Points.....	0-4
Score 20-29 Points.....	0-3
Score 30-39 Points.....	2-0
Score 40+ Points.....	1-1

More Rushing Yards Than Opponents.....	1-1
Fewer Rushing Yards Than Opponents.....	2-7
Rush For <100 Yards.....	0-3
Rush For 100+ Yards.....	3-5
Opponent Rushes For <100 Yards.....	0-0
Opponent Rushes For 100+ Yards.....	3-8

More Passing Yards Than Opponent.....	3-2
Fewer Passing Yards Than Opponent.....	0-6
Pass For <250 Yards.....	2-4
Pass For 250+ Yards.....	1-4
Opponent Passes For <250 Yards.....	3-3
Opponent Passes For 250+ Yards.....	0-5

More Total Yards Than Opponent.....	2-2
Fewer Total Yards Than Opponent.....	1-6
Gain <350 Total Yards.....	1-3
Gain 350+ Yards.....	2-4
Opponent Gains <350 Yards.....	2-0
Opponent Gains 350+ Yards.....	1-8

No Turnovers.....	0-2
Committed <3 Turnovers.....	3-5
Committed 3+ Turnovers.....	0-1

Forced No Turnovers.....	0-1
Forced <3 Turnovers.....	2-6
Forced 3+ Turnovers.....	1-1

Lead Time of Possession.....	1-1
Trail Time of Possession.....	2-7

# NM STATE FOOTBALL DEPTH CHART

## OFFENSE

X	7	Greg Hogan	6-1	190	RJr.
	16	Jaleel Scott	6-6	215	RJr.
LT	76	Sage Duxtater	6-7	320	Fr.
	65	Tony Bello	6-4	285	RFr.
LG	58	Dezmand Candelarie	6-3	322	Jr.
	78	Brian Trujillo	6-4	310	RFr.
C	62	Anthony McMeans	6-2	314	Sr.
	78	Brian Trujillo	6-4	310	RFr.
RG	50	Abram Holland	6-2	315	RSr.
	61	Jefferson Hagan	6-3	300	Fr.
RT	55	Sebastian Anderson	6-6	290	RFr.
	72	Brayton Medina	6-4	310	RJr.
Y	88	Clayton Granch	6-3	255	Sr.
	84	Cameron Loos	6-3	235	Fr.
Z	5	Tyrian Taylor	5-9	160	Sr.
	13	Johnathan Boone	6-3	185	RSa.
H	10	Izaiah Lottie	6-0	193	RFr.
	80	Anthony Muse	6-0	163	RFr.
QB	17	Tyler Rogers	6-3	218	Sr.
	12	Nick Jeanty	6-2	204	RSa.
OR	11	Conner Cramer	6-2	195	RJr.
T	3	Larry Rose III	5-11	190	Jr.
	14	Jason Huntley	5-9	165	Fr.

## DEFENSE

DE	8	Jassavia Reece	6-4	265	So.
	9	Stody Bradley	6-2	254	Jr.
DT	90	Kourtland Busby	6-3	255	Jr.
	10	Cedric Wilcots II	6-4	265	RFr.
DT	51	Roy Lopez	6-2	290	Fr.
	93	Drew James	6-2	310	RSr.
DE	34	Noah Brown	6-1	230	RSr.
	18	Derek Watson	6-4	230	RFr.
Will	31	Dalton Herrington	6-2	225	Jr.
	3	Derek Ibekwe	6-0	243	Jr.
Mike	53	Rodney Butler	6-1	240	Sr.
	43	Billy Nipp	5-11	220	RSa.
Sam	2	Terrill Hanks	6-3	230	So.
	11	Tre Wilcoxon	6-0	206	RJr.
CB	22	Shamad Lomax	5-10	195	Fr.
	23	Jerrion Burton	5-11	175	RJr.
Safety I		Jacob Nwangwa	6-0	207	Jr.
	19	Austin Perkins	5-9	175	RFr.
Safety 21		Jaden Wright	6-0	215	Jr.
	12	Tymon Locklin	6-2	200	So.
CB	4	DeMarcus Owens	5-10	181	So.
	29	Jared Phipps	5-9	165	Fr.

## SPECIAL TEAMS

K	24	Parker Davidson	5-11	164	So.
P	16	Pyton Theisler	5-8	160	Fr.
	49	Max Wren	6-3	200	Jr.
LS	47	Andrew Kenney	6-0	220	Sr.
	46	Kennon Nunez	6-2	208	RFr.
H	11	Conner Cramer	6-2	195	RJr.
	12	Nick Jeanty	6-2	204	RSa.
PR	5	Tyrian Taylor	5-9	160	Sr.
	7	Greg Hogan	6-1	190	RJr.
KR	5	Tyrian Taylor	5-9	160	Sr.
	7	Greg Hogan	6-1	190	RJr.

## PRONUNCIATION GUIDE

Tony Bello ..... bell-oh  
 Dezmand Candelarie ..... candle-larry  
 Cassius Corley ..... cash-us  
 Malik Demby ..... MAH-leak  
 Sage Duxtater ..... dox-tatter  
 Javahn Fergurson ..... juh-VON FUR-ger-sun  
 Gamar Girdy ..... juh-mar  
 Terrill Hanks ..... tuh-rell  
 Dion Henrique ..... en-REEK-kay  
 Derek Ibekwe ..... E-beck-way

Tymon Locklin ..... Tie-men  
 Shamad Lomax ..... shah-mahd  
 Jacob Nwangwa ..... wonga  
 Sam Oyenuga ..... ohy-an-DOGAH  
 Jassavia Reece ..... juh-say-vee-uh  
 Jamin Smith ..... jay-min  
 Tyrian Taylor ..... tuh-RAN  
 Brian Trujillo ..... true-hee-yo  
 Myles Vigne ..... vine





# ROSTER: NUMERICAL

NO.	NAME	POS.	HT.	WT.	YR.	HOMETOWN / HIGH SCHOOL	NO.	NAME	POS.	HT.	WT.	YR.	HOMETOWN / HIGH SCHOOL
1	Royce Caldwell	WR	5-8	172	RSr.	Columbus, Texas / Columbus HS	29	Jared Phipps	DB	5-9	165	Fr.	Arlington, Texas / Martin HS
1	Jacob Nwangwa	DB	6-0	207	Jr.	Arlington, Texas / Arlington HS	30	Brandon Bell	DB	5-9	170	Fr.	Fresno, Texas / Manvel HS
2	OJ Clark	WR	5-7	160	RFr.	Wichita Falls, Texas / Wichita Falls HS	31	Dalton Herrington	LB	6-2	225	Jr.	Hallettsville, Texas / Hallettsville HS
2	Terrill Hanks	LB	6-3	230	So.	Miami, Fla. / Immaculate LeSalle HS	32	Dalton Rocha	LB	6-1	253	RJr.	Ventura, Calif. / St. Bonaventure HS
3	Derek Ibekwe	LB	6-0	243	Jr.	Rosenberg, Texas / Lamar Consolidated HS	34	Noah Brown	DL	6-1	230	RSr.	Los Lunas, N.M. / Valencia HS
3	Larry Rose III	RB	5-11	190	Jr.	Fairfield, Texas / Fairfield HS	35	Malik Demby	DB	6-2	200	RSr.	Chino, Calif. / Chino HS
4	Cassius Corley	WR	6-1	200	RSr.	Grants, N.M. / Grants HS	36	Dallas Hart	DB	6-0	198	Jr.	Honolulu, Hawai'i / Hanks High School
4	DeMarcus Owens	DB	5-10	181	So.	McKinney, Texas / Yukon HS in Okla.	38	Chris Acosta	LB	5-8	211	RJr.	Las Cruces, N.M. / Mayfield HS
5	Tyrian Taylor	WR	5-9	160	Sr.	Orlando, Fla. / Jones HS	40	Robert Wagner	LB	6-1	251	RSr.	Ontario, Calif. / Colony HS
6	Josh Aganon	WR	5-10	185	RJr.	Scottsdale, Ariz. / Mesa (AZ) CC	43	Billy Nipp	LB	5-11	220	RSr.	Nashville, Tenn. / Father Ryan HS
6	Christian Gibson	DB	6-1	206	So.	Dallas, Texas / Prime Prep Academy	44	Will Clement	LB	6-3	204	RSr.	Houston, Texas / Kindaid HS
7	Javahn Fergusson	LB	6-1	225	So.	Baton Rouge, La. / Southern Lab. School	46	Kennon Nunez	LS	6-2	208	RFr.	Tucson, Ariz. / Ironwood Ridge HS
7	Gregory Hogan	WR	6-1	190	RJr.	Houston, Texas / Summer Creek HS	47	Andrew Kenney	LS	6-0	220	Sr.	Chandler, Ariz. / Perry HS
8	Jassavia Reese	DL	6-4	265	So.	Tyler, Texas / John Tyler HS	48	Kalei Auelua	DL	6-2	243	RJr.	Honolulu, Hawai'i / St. Louis HS
9	Stody Bradley	DL	6-2	254	Jr.	Arlington, Texas / Bowie HS	49	Max Wren	P	6-3	200	Jr.	Kapolei, Hawai'i / Kapolei HS
10	Izaiah Lottie	WR	6-0	193	RFr.	Denver, Colo. / Cherokee Trail HS	50	Abram Holland	DL	6-2	315	RSr.	Rio Rancho, N.M. / V. Sue Cleveland HS
10	Cedric Wilcots II	DL	6-4	265	RFr.	Dallas, Texas / Wilmer-Hutchins HS	51	Roy Lopez	DL	6-2	290	Fr.	Tempe, Ariz. / Mesquite HS
11	Conner Cramer	QB	6-2	195	RJr.	Mobile, Ala. / NMCI JC	51	Thomas McGwire	DL	6-5	309	RJr.	Rancho Cucamonga, Calif. / Los Osos HS
11	Tre Wilcoxon	LB	6-0	206	RJr.	Colton, Calif. / Inglewood HS	53	Rodney Butler	LB	6-1	240	Sr.	Palm Springs, Calif. / Palm Springs HS
12	Nick Jeanty	QB	6-2	204	RSr.	Miramar, Fla. / Miramar HS	54	Spence Faatolia	DL	6-1	328	RJr.	La Mirada, Calif. / La Mirada HS
12	Tymon Locklin	DB	6-2	200	So.	Fresno, Calif. / Clovis North HS	55	Sebastian Anderson	DL	6-6	290	RFr.	Goodyear, Ariz. / Desert Edge HS
13	Johnathan Boone	WR	6-3	185	RSr.	Orlando, Fla. / Ellsworth CC	58	Dezmand Candelarie	DL	6-3	322	Jr.	Mesquite, Texas / North Mesquite HS
13	Austin Shaw	DB	6-0	165	Fr.	Frisco, Texas / Frisco, HS	59	Brandon Agomuo	DL	6-3	232	RSr.	Houston, Texas / Lamar HS
14	Dion Henrique	DB	6-1	198	Sr.	Amsterdam, Netherlands / RDC Stelcollege	61	Jefferson Hagan	DL	6-3	300	Fr.	Moorepark Calif. / Westlake HS
14	Jason Huntley	RB	5-9	165	Fr.	Arlington, Texas / Martin HS	62	Anthony McMeans	DL	6-2	314	Sr.	Greenville, Ala. / Greenville HS
15	Drew Dan	WR	6-3	180	Fr.	Muskogee, Okla. / Checotah HS	63	DeShawnte Lloyd	DL	6-1	325	Jr.	Baltimore, Md. / College of the Sequoias
15	Brett Kowalski	DL	6-1	227	RFr.	Las Cruces, N.M. / Mayfield HS	65	Tony Bello	DL	6-4	285	RFr.	Denver, Colo. / Bear Creek HS
16	Jaleel Scott	WR	6-6	215	RJr.	Rock Hill, SC / Ellsworth (IA) CC	67	Kolton Bob	DL	6-3	300	RFr.	Mescalero, N.M. / Ruidoso HS
16	Peyton Theisler	P	5-8	160	Fr.	Phoenix, Ariz. / Desert Vista HS	69	Tyler DuBry	DL	5-11	310	Fr.	Las Cruces, N.M. / North Platte HS
17	Travis Parnell	LB	6-3	212	RFr.	Rio Rancho, N.M. / Rio Rancho HS	72	Brayton Medina	DL	6-4	310	RJr.	Colorado Springs, Colo. / Mesa Ridge HS
17	Tyler Rogers	QB	6-3	218	Sr.	Peoria, Ariz. / Liberty HS	73	Keanu Higgins	DL	6-2	267	RJr.	Pomona, Calif. / Bishop Amat HS
18	Derek Watson	DL	6-4	230	RFr.	Everton, Ill. / Guyer HS	74	Rhyan Araiza	DL	6-3	300	Jr.	Castle Rock, Colo. / Douglas County HS
18	Robert Wiggins	RB	5-5	150	Fr.	El Paso, Texas / Andress HS	75	Noah Lopez	DL	6-4	285	Fr.	Katy, Texas / Katy HS
19	Isaiah McIntyre	WR	5-11	186	Fr.	Las Cruces, N.M. / Las Cruces HS	76	Sage Duxtater	DL	6-7	320	Fr.	Welland, Ontario, Canada / Canada Prep Academy
19	Austin Perkins	DB	5-9	175	RFr.	Tucson, Ariz. / Tucson HS	78	Brian Trujillo	DL	6-4	310	RFr.	Albuquerque, N.M. / Volcano Vista HS
20	Jonathan Hood	LB	6-0	215	So.	Tyler, Texas / North Crowley HS	80	Anthony Muse	WR	6-0	163	RFr.	Slymar, Calif. / Slymar HS
20	Brandyn Leonard	RB	6-0	174	RFr.	St. Louis, Mo. / Mountain Pointe, HS	81	Rhyan Araiza	WR	5-9	170	RFr.	Las Cruces, NM / Onate HS
21	Jaden Wright	DB	6-0	215	Jr.	Lewisville, Texas / Lewisville HS	82	Ty Atencio	TE	6-4	234	RSr.	Aztec, N.M. / Aztec HS
22	Xavier Hall	RB	5-8	185	Sr.	Las Cruces, N.M. / Las Cruces HS	84	Cameron Loos	TE	6-3	235	Fr.	Vancouver, Wash. / Hockinson HS
22	Shamad Lomax	DB	5-10	195	Fr.	Copperas Cove, Texas / Copperas Cove HS	86	Troy Posey	WR	5-8	167	RJr.	Las Vegas, Nev. / Rancho HS
23	Jerrion Burton	DB	5-11	175	RJr.	Rialto, Calif. / Eisenhower HS	88	Clayton Granch	TE	6-3	255	Sr.	Long Beach, Calif. / Valley Christian HS
23	Dominic Johnson	DB	6-4	190	Fr.	Albuquerque, N.M. / Highlands HS	89	Jackson Solbeck	TE	6-4	260	So.	Houston, Texas / Cypress Ranch HS
24	Parker Davidson	PK	5-11	164	So.	Plano, Texas / Plano West Senior HS	90	Kourtland Busby	DL	6-3	255	Jr.	Pflugerville, Texas / Henderickson HS
24	Sy Slater	DB	6-1	184	RFr.	Johnson City, Kansas / Katy HS	93	Drew James	DL	6-2	310	RSr.	Corona, Calif. / Corona HS
25	Samuel Oyenuga	DB	5-11	198	RSr.	Rowlett, Texas / Rowlett HS	97	Bobby Hill	DL	6-2	285	Jr.	Long Beach, Calif. / Orange Coast CC
26	Gamar Girdy	WR	5-9	190	Fr.	Victoria, Texas / Victoria West HS	98	Darius Anderson	DL	6-1	310	Fr.	Fresno, Texas / Hightower HS
28	CJ Boston	RB	6-0	210	RFr.	Mobile, Ala. / Baker HS	99	Myles Vigne	DL	6-1	300	Fr.	New Orleans, La. / Warren Easton Sr. HS
28	Shane Jackson	LB	6-0	224	RFr.	Houston, Texas / Manvel HS							

## ALPHABETICAL ROSTER

#	PLAYER	POS	#	PLAYER	POS	#	PLAYER	POS	#	PLAYER	POS	#	PLAYER	POS
38	Chris Acosta	LB	44	Will Clement	LB	7	Gregory Hogan	WR	19	Isaiah McIntyre	WR	24	Sy Slater	DB
6	Josh Aganon	WR	4	Cassius Corley	WR	50	Abram Holland	DL	62	Anthony McMeans	DL	74	Jamin Smith	DL
59	Brandon Agomuo	DL	11	Conner Cramer	QB	20	Jonathan Hood	LB	72	Brayton Medina	DL	89	Jackson Solbeck	TE
58	Darius Anderson	DL	15	Drew Dan	WR	14	Jason Huntley	RB	80	Anthony Muse	WR	5	Tyrian Taylor	WR
55	Sebastian Anderson	DL	24	Parker Davidson	PK	3	Derek Ibekwe	LB	43	Billy Nipp	LB	16	Peyton Theisler	P
81	Rhyan Araiza	WR	35	Malik Demby	DB	28	Shane Jackson	LB	46	Kennon Nunez	LS	78	Brian Trujillo	DL
82	Ty Atencio	TE	76	Sage Duxtater	DL	93	Drew James	DL	1	Jacob Nwangwa	DB	99	Myles Vigne	DL
48	Kalei Auelua	DL	69	Tyler DuBry	DL	12	Nick Jeanty	QB	4	DeMarcus Owens	DB	40	Robert Wagner	LB
30	Brandon Bell	DB	7	Javahn Fergusson	LB	23	Dominic Johnson	DB	25	Samuel Oyenuga	DB	18	Derek Watson	DL
65	Tony Bello	DL	6	Christian Gibson	DB	47	Andrew Kenney	LS	17	Travis Parnell	LB	18	Robert Wiggins	RB
67	Kolton Bob	DL	26	Gamar Girdy	WR	15	Brett Kowalski	DL	19	Austin Perkins	DB	10	Cedric Wilcots II	DL
13	Johnathan Boone	WR	88	Clayton Granch	TE	20	Brandyn Leonard	RB	29	Jared Phipps	DB	11	Tre Wilcoxon	LB
9	Stody Bradley	DL	66	Jefferson Hagan	DL	63	DeShawnte Lloyd	DL	86	Troy Posey	WR	49	Max Wren	P
34	Noah Brown	DL	22	Xavier Hall	RB	12	Tymon Locklin	DB	8	Jassavia Reese	DL	21	Jaden Wright	DB
23	Jerrion Burton	DB	2	Terrill Hanks	LB	22	Shamad Lomax	DB	92	Humberto Renteria	DL			
90	Kourtland Busby	DL	36	Dallas Hart	DB	84	Cameron Loos	TE	32	Dalton Rocha	LB			
53	Rodney Butler	LB	14	Dion Henrique	DB	75	Noah Lopez	DL	17	Tyler Rogers	QB			
1	Royce Caldwell	WR	31	Dalton Herrington	LB	51	Roy Lopez	DL	3	Larry Rose III	RB			
58	Dezmand Candelarie	DL	73	Keanu Higgins	DL	10	Izaiah Lottie	WR	16	Jaleel Scott	WR			
2	OJ Clark	WR	97	Bobby Hill	DL	51	Thomas McGwire	DL	13	Austin Shaw	DB			



## SUPERLATIVES

## THE LAST TIME AN AGGIE...

## Rushing

Rushed 40 or more times.....	Eric Higgins at UL-Monroe, 10/25/03 (43)
Rushed 30-39 times.....	Larry Rose III at Texas State, 11/7/15 (31)
Rushed for 200 or more yards.....	Larry Rose III at Texas State, 11/7/15 (207)
Rushed for 150-199 yards.....	Larry Rose III at UL-Arkansas State, 11/21/16 (168)
Rushed for 100-149 yards.....	Larry Rose III vs. Texas State, 11/19/16 (123)
Rushed for four or more touchdowns.....	Larry Rose III vs. Idaho, 10/31/15 (4)
Rushed for three touchdowns.....	Larry Rose III vs. New Mexico, 10/3/15 (260)

## Passing

Passed for 500 or more yards.....	Chase Holbrook vs. LA Tech, 12/2/06 (514)
Passed for 400-499 yards.....	Tyler Rogers at Troy, 9/24/16 (445)
Passed for 300 -399 yards.....	Andrew Allen vs. ULM, 12/5/15 (308)
Attempted 50 or more passes.....	Tyler Rogers at Troy, 9/24/16 (54)
Attempted 45-49 passes.....	Tyler Rogers at Arkansas State, 11/12/16 (45)
Attempted 35-44 passes.....	Tyler Rogers vs. Texas State, 11/19/16 (35)
Completed 40 or more passes.....	Chase Holbrook vs. vs. LA Tech, 11/22/08 (45)
Threw five or more touchdown passes.....	Chase Holbrook at UTEP, 9/20/08 (5)
Threw four touchdown passes.....	Andrew Allen at UL-Lafayette, 11/21/15 (4)

## Receiving

Caught 15 or more passes.....	Paul Dombrowski vs. San Jose State, 11/19/05 (16)
Caught 10-14 passes.....	Teldrick Morgan vs. Arkansas State, 11/28/15 (10)
Had 200 or more yards receiving.....	Tyrian Taylor vs. Georgia State, 9/12/2015 (206)
Had 150-199 yards receiving.....	Tyrian Taylor, at Troy, 9/24/16 (157)
Had 100-149 yards receiving.....	Teldrick Morgan, ULM, 12/5/15 (101)
Caught three or more TD passes.....	Gregory Hogan at Arkansas State, 11/29/14 (3)
Caught two TD passes.....	Johnathan Boone at Kentucky, 9/17/16 (2)

## Total Offense

Had 500 or more yards total offense.....	Chase Holbrook vs. LA Tech, 12/2/06 (518)
Had 400-499 yards total offense.....	Tyler Rogers at Troy, 9/24/16 (470)
Had 300-399 yards total offense.....	Andrew Allen vs. ULM, 12/5/15 (300)
Had 100 or more yards each rushing and passing.....	Matt Christian at UNM, 10/1/11 (296 pass, 101 rush)

## Scoring

Accounted for four or more touchdowns.....	Tyler Rogers vs. Texas State, 11/19/16 (3 pass, 1 rush, 1 rec.)
Scored four or more touchdowns.....	Larry Rose III vs. Idaho, 10/31/15 (4 rush)
Scored a defensive PAT.....	Parrish Foster at Arkansas State, 9/11/93 (92 yard FG return)
Returned an interception for TD.....	Jaden Wright, vs. UL-Lafayette, 10/1/16 (41)
Returned a fumble for TD.....	DeMarcus Owens, at UTEP, 9/3/16 (50)
Returned a kickoff for TD.....	Akeelie Mustafa at Ohio, 9/8/12 (91)
Returned a punt for TD.....	Chris Williams vs. Alcorn State, 10/4/08 (83)

## Defense

Intercepted three or more passes.....	Donald Stowers at UNLV, 11/18/95 (3)
Intercepted two passes.....	Shamad Lomax vs. Texas State, 11/19/16 (2)
Recovered three or more fumbles.....	Fredd Young vs. LA Tech, 9/10/83 (3)
Recorded five or more sacks.....	Fredd Young vs. LA Tech, 9/10/83 (6)
Recorded three or four sacks.....	Aubrey Dorisme at Middle Tennessee, 10/11/03 (3)
Recorded two sacks.....	Stephan Meredith vs. UL-Lafayette, 11/8/14 (2)
Recorded 20+ tackles.....	Rodney Butler vs. New Mexico, 9/10/16 (24)
Recorded 15-19 tackles.....	Dalton Herrington at Arkansas State, 11/12/16 (16)
Recorded 10-14 tackles.....	Dalton Herrington at Troy, 9/24/16 (13)
Blocked a punt.....	B.J. Adolpho vs Utah State, 10/10/09
Blocked a PAT.....	Dion Henrique at Florida, 9/5/15
Tackles in a Half.....	Rodney Butler vs. New Mexico, 9/10/16 (15)

## Special Teams

Kicked five or more field goals.....	Dat Ly at Kansas, 10/1/88 (5)
Kicked four field goals.....	Parker Davidson vs. New Mexico, 9/10/16 (4)
Kicked two field goals of 50 or more yards.....	Skip Vernon at Hawai'i, 11/11/78 (53, 50)
Kicked one field goal of 50 or more yards.....	Dario Aguiniga at Oregon State, 9/13/03 (53)
Kicked a punt of 70 or more yards.....	Anthony Torres at Texas State, 11/7/15 (70)
Kicked a punt of 60-69 yards.....	Anthony Torres vs. Arkansas State, 11/28/15 (68)
Totalled 175 or more kick return yards.....	Akeelie Mustafa at Ohio, 9/8/12 (180)
Totalled 150-174 kick return yards.....	Taveon Rogers vs. Idaho, 10/15/11 (172)
Totalled 100-149 kick return yards.....	Tyrian Taylor, ULM, 12/5/15 (105)
Totalled 100 or more punt return yards.....	Fredd Young vs. Illinois State, 10/2/82 (106)
Totalled 50-99 punt return yards.....	Teldrick Morgan vs. UL-Lafayette, 11/4/14 (56)

## THE LAST TIME NM STATE...

## Rushing

Had 400 or more yards rushing.....	at Louisville, 8/23/01 (407)
Had 70 or more rushing attempts.....	at ULM, 10/25/03 (71)
Had 60-69 rushing attempts.....	at ULM, 10/25/03 (71)
Had four or more rushing TDs.....	vs. Idaho, 10/31/15 (4)
Two or more players with 100 yards rushing.....	at New Mexico 10/1/11 (Turner 109, Christian 101)

## Passing

Had 400 or more yards passing.....	at Troy, 9/24/16 (334)
Had 300-399 yards passing.....	at Idaho, 10/15/16 (302)
Had 50 or more pass attempts.....	at Troy, 9/24/16 (54)
Had 40-49 pass attempts.....	at Arkansas State, 11/12/16 (45)
Had 25 or more pass completions.....	at Arkansas State, 11/12/16 (26)
Had 20-24 pass completions.....	vs. Texas State, 11/19/16 (23)
Had five or more passing TDs.....	vs. Texas State, 11/19/16 (5)
Had four passing TDs.....	at UL-Lafayette, 11/21/15 (4)
Threw four interceptions.....	vs. Southeastern Louisiana, 8/30/07 (4)
Threw five interceptions.....	at Troy, 9/24/16 (5)

## Receiving

Had two players with 100 yards receiving.....	at UTEP, 9/15/12 (Franklin 107; Bateman 115)
Had 10 or more players with a reception.....	vs. Texas State, 11/19/16 (11)
Had two or more players with 10 or more receptions.....	vs. LA Tech, 11/22/08 (2)
Had six or more players with two or more receptions.....	vs. Texas State, 11/19/16 (6)
Had three or more players with five or more receptions.....	vs. Georgia State, 9/12/2015 (3)

## Total Offense

Had 700 or more yards total offense.....	at UNLV, 11/18/95 (721)
Had 600 or more yards total offense.....	vs. Idaho, 10/31/15 (641)
Had 90 or more total offensive plays.....	at Texas State, 11/7/15 (93)

## Scoring

Scored 50 or more points.....	vs. Texas State, 11/19/16 (50)
Scored 40-49 points.....	at Kentucky, 9/17/16 (42)
Allowed 50 or more points.....	at Idaho, 10/15/16 (55)
Was held scoreless.....	at LA Tech, 11/26/11 (0-44)
Was held scoreless at home.....	vs. #3 Boise State, 10/2/10 (0-59)
Was held scoreless on the road.....	at LA Tech, 11/26/11 (0-44)
Held an opponent scoreless.....	at ULM, 9/29/01 (31-0)
Held an opponent scoreless at home.....	vs. UT Arlington, 10/25/75 (16-0)
Held an opponent scoreless on the road.....	at ULM, 9/29/01 (31-0)

## Turnovers

Committed seven or more turnovers.....	at Texas, 9/7/96 (7)
Lost four or more fumbles.....	at Texas 8/31/13 (4)
Did not commit a turnover.....	vs. New Mexico, 9/10/16
Recorded six or more takeaways.....	vs. Long Beach State, 11/7/98 (8)
Recovered three or more fumbles.....	vs. Idaho, 10/15/11 (3)
Returned one interception for a TD.....	vs. UTEP, 9/19/15 (41-yard return)
Returned two or more interceptions for TDs.....	vs. Florida International, 10/30/04 (Byrd 48, Griebel 64)
Returned a fumble for a TD.....	at UTEP, 9/3/16 (50)

## Defense

Held an opponent to 10 or fewer first downs.....	vs. NM Highlands, 9/2/99 (9)
Held an opponent to 50 or fewer yards passing.....	vs. Georgia Southern, 10/4/14 (18)
Held an opponent to 51-100 yards passing.....	vs. New Mexico, 9/20/14 (67)
Held an opponent to under 75 yards net rushing.....	at ULM, 12/5/15 (64)
Held an opponent to 200 or fewer yards total offense.....	vs. Alcorn State, 10/4/08 (195)
Intercepted three or more passes.....	vs. Texas State, 11/19/16 (3)
Intercepted four or more passes.....	vs. Florida International, 10/30/04 (4)
Recorded five or more sacks.....	at Hawai'i, 10/22/11 (5)
Had three or four players with 10+ tackles.....	at Arkansas State, 11/12/16 (3)
Had five or more players with 10+ tackles.....	vs. Utah State, 12/3/11 (5)
Recorded a safety.....	at Arkansas State, 11/12/16
Blocked a field goal attempt.....	vs. Georgia Southern, 10/4/14
Blocked a punt.....	vs. Utah State, 10/10/09

STARTING OFFENSE

	RT	RG	C	LG	LT	QB	WR/TE (X)	WR/TE (Y)	WR (Z)	WR (H)	RB (T)
at UTEP	Anderson	Smith	McMeans	Candelarie	Doxtater	Rogers	Hogan	Clark	Taylor	Caldwell	Hall
<b>New Mexico</b>	Anderson	Holland	McMeans	Candelarie	Doxtater	Rogers	Hogan	Granch	Boone	Caldwell	Hall
at Kentucky	Anderson	Holland	McMeans	Candelarie	Doxtater	Rogers	Hogan	Granch	Taylor	Caldwell	Huntley
at Troy	Anderson	Holland	McMeans	Candelarie	Doxtater	Rogers	Hogan	Granch	Taylor	Lottie	Rose III
<b>UL-Lafayette</b>	Anderson	Holland	McMeans	Candelarie	Doxtater	Rogers	Hogan	Granch	Taylor	Lottie	Rose III
at Idaho	Anderson	Holland	McMeans	Candelarie	Doxtater	Rogers	Hogan	Clark	Taylor	Lottie	Rose III
<b>Georgia Southern</b>	Anderson	Holland	McMeans	Candelarie	Doxtater	Rogers	Hogan	Granch	Taylor	Lottie	Rose III
at Texas A&M	Anderson	Holland	McMeans	Candelarie	Doxtater	Rogers	Hogan	Granch	Taylor	Muse	Rose III
at Arkansas State	Anderson	Holland	McMeans	Candelarie	Doxtater	Rogers	Hogan	Granch	Boone	Lottie	Rose III
<b>Texas State</b>	Anderson	Holland	McMeans	Candelarie	Doxtater	Rogers	Hogan	Granch	Boone	Lottie	Rose III
<b>Appalachian State</b>	Medina	Holland	McMeans	Trujillo	Hagan	Jeanty	Hogan	Taylor	Boone	Caldwell	Rose III
at South Alabama											

STARTING DEFENSE

	DE	DT	DT	DE	Sam	Mike	Will	CB	Safety	Safety	CB
at UTEP	Reese	Busby	Brown	Bradley	Hanks	Butler	Herrington	Hood	Nwangwa	Wright	Owens
<b>New Mexico</b>	Reese	Busby	Brown	Wilcots	Hanks	Butler	Herrington	Hood	Nwangwa	Wright	Owens
at Kentucky	Reese	Busby	Lloyd	Brown	Hanks	Butler	Herrington	Burton	Nwangwa	Wright	Owens
at Troy	Reese	Busby	Lloyd	Brown	Hanks	Butler	Ibekwe	Burton	Nwangwa	Wright	Owens
<b>UL-Lafayette</b>	Reese	Lopez	Wilcots III	Brown	Hanks	Butler	Herrington	Phipps	Nwangwa	Wright	Lomax
at Idaho	Reese	Busby	Lopez	Brown	Hanks	Butler	Ibekwe	Phipps	Nwangwa	Wright	Lomax
<b>Georgia Southern</b>	Reese	Busby	Lopez	Bradley	Hanks	Butler	Herrington	Phipps	Nwangwa	Wright	Owens
at Texas A&M	Reese	Busby	Lopez	Bradley	Hanks	Butler	Herrington	Lomax	Nwangwa	Wright	Owens
at Arkansas State	Reese	Busby	Lopez	Brown	Hanks	Butler	Herrington	Lomax	Nwangwa	Wright	Owens
<b>Texas State</b>	Reese	Busby	Lopez	Brown	Hanks	Butler	Herrington	Lomax	Nwangwa	Wright	Owens
<b>Appalachian State</b>	Reese	Busby	Lopez	Brown	Hanks	Butler	Wagner	Lomax	Nwangwa	Wright	Owens
at South Alabama											



# DOUG MARTIN

## FOURTH SEASON

Doug Martin begins his fourth season at the helm of the NM State football program in 2016.

Martin was officially announced as the Aggies' 34th head football coach on Feb. 1, 2013, after the departure of former head coach DeWayne Walker to the NFL. Martin was no stranger to the NM State program as he was the Aggie offensive coordinator under Walker in 2011.

The Aggies concluded the 2015 season with a 3-9 record, which is the best record for the program since 2011. In conference play, NM State defeated Idaho 55-48, Texas State 31-21 and UL-Lafayette 37-34 to collect three victories in a row. This was also the first time the team won three in a row since 2004.

As the offensive coordinator, Martin guided sophomore Larry Rose III as he broke the NM State single-season rushing record in just 10 games. Overall, Rose III had 1,651 rushing yards to finish the year ranked No. 6 all-time in the conference. For his accomplishments, Rose III earned Associated Press All-American Third Team honors and was named the Sun Belt Conference's Offensive Player of the Year.

Overall, the Aggies won five conference Player of the Week awards. Rose III won back-to-back honors, while Andrew Allen and Parker Davidson both won after leading the team to victory against UL-Lafayette. Jaden Wright was named Defensive Player of the Week at the beginning of the season.

NM State went 2-10 for the second year in a row in 2014. During Martin's second year, the Aggies began the season 2-0 for the first time since 1999. After topping Cal Poly in a 28-10 victory, NM State defeated Georgia State, 34-31, in its first Sun Belt Conference game.

The Aggies also faced I-10 rival UTEP, Rio Grande rival New Mexico and No. 17 LSU in 2014. Under Martin's tutelage, Larry Rose III became the first freshman to rush for over 100 yards against LSU since 2011. Later in the season, Rose III rushed for 229 yards against UL-Monroe to become the first NM State player to rush for over 200 yards since 2003 when Eric Higgins ran for 218 yards. This feat ranked Rose III as No. 7 all-time for single game performances.

With Martin guiding him, Rose III amassed 1,102 yards over the season to become the first 1,000 yard rusher since Kenny Turner in 2011. This was also the first time a freshman rushed for over 1,000 yards since Dennis Manns in 1995.

As a team, the Aggies averaged 420.9 yards of total offense per game after amassing 2,252 rushing yards and 2,899 receiving yards through 12 games. Defensively, NM State had two players amass triple-digit tackling on the season as Rodney Butler racked up 119 tackles and Derek Ibekwe accumulated 102 tackles. In addition, 21 student-athletes garnered double-digit tackles on the season. In all, the defense had 1,028 tackles, fivesacks, 11 interceptions and 10 fumble recoveries.

NM State went 2-10 in 2013 during Martin's first season as head

coach after playing one of the toughest schedules in the school's history. The Aggies faced five teams that had participated in a bowl game the previous season while also playing two teams ranked in the top 15 in the nation.

NM State kicked off the 2013 season with a trip to Austin, Texas, to face the 15th-ranked Texas Longhorns and also made a trip to Los Angeles during the season to play No. 13 UCLA. The Aggies' home schedule included games versus Minnesota, which was the first school out of the Big Ten to play at Aggie Memorial Stadium, and Boston College, which was the first school out of the Atlantic Coast Conference to make a trip to Las Cruces.

The Aggies averaged 20.9 points per game and 382.2 yards per game in 2013, including 141.8 yards per game on the ground and 240.5 yards per game through the air. The team had a season-high 224 yards rushing against Abilene Christian on Oct. 26 and a season-high 380 yards passing and receiving versus Boston College on Nov. 9.

Martin's influence and system began to take shape during the final five games of the season as NM State went 2-3 in those games and had fourth-quarter chances for a win in two of the three losses.

Martin would start making an impact on the squad as soon as he accepted the head coaching position. Before the season began, the Aggies had four players placed on six different preseason watch lists, the most for any NM State football team in the school's history. NM State also had 12 players honored on the College Sports Madness Independent Preseason All-Conference team and 11 players on the Phil Steele College Football Preview All-Independent team.

During the season, senior safety Davis Cazares was nominated as a Bulsworth Trophy finalist, honoring the most outstanding collegiate football player who began his career as a walk-on. Linebacker Clint Barnard would be named to the Capital One Academic All-District VII first team. The Aggies would also pick up three FBS Independent Player of the Week nods in 2013 under Martin, Cazares and Barnard on the defensive side and punter Cayle Chapman-Brown on special teams.

At the conclusion of the 2013 season, NM State would place five players on the All-Independent Football team including Cazares, Trashaun Nixon, Austin Franklin, Andy Cunningham and Davonte Wallace.

In 2012, Martin left his offensive coordinator position at NM State to take the same position for Boston College out of the ACC. The Eagles ranked 47th in the nation in passing offense, as Martin guided wide receiver Alex Amidon and offensive tackle Emmett Cleary to All-ACC honors. Amidon finished the season ranked 11th among all receivers in the country in receiving yards per game (100.8). He ranked second among all ACC receivers in both receptions per game (6.5) and receiving yards per game.

As the offensive coordinator for the Aggies in 2011, Martin helped NM State rank 47th in the country in total offense and 26th in passing offense. He helped guide the Aggies to a win over Minnesota, the

## The Martin File

**Full Name:** Doug Martin

**Birthdate:** Feb. 4, 1963

**Wife:** Vicki

**Children:** Molly, Cory and Bobby

### Education

University of Kentucky, 1985

B.S. History

### Coaching Experience

- New Mexico State, 2013-Pres. (Head Coach)
- Boston College, 2012 (Offensive Coordinator)
- New Mexico State, 2011 (Offensive Coordinator)
- Kent State, 2004-10 (Head Coach)
- East Carolina, 1996-02 (Offensive Coordinator)
- East Carolina, 1992-02 (assistant Coach)
- East Tennessee State, 1989-91 (Offensive Coordinator)
- East Tennessee State, 1988 (Assistant Coach)
- University of Kentucky, 1986-87 (Graduate Assistant)

### Bowl Experience

- 1984 - Hall of Fame Bowl (Kentucky)
- 1994 - St. Jude Liberty Bowl (ECU)
- 1995 - St. Jude Liberty Bowl (ECU)
- 1999 - Mobile Alabama Bowl (ECU)
- 2000 - GalleryFurniture.com (ECU)
- 2001 - GMAC Bowl (ECU)

program's first win against a team from the Big Ten. Under Martin, the Aggies had three All-WAC selections in wide receiver Taveon Rogers, offensive tackle Davonte Wallace and running back Kenny Turner. Quarterback Matt Christian led the Aggies with 2,158 yards passing and 15 touchdowns in 2011.

With seven seasons under his belt as the head coach at Kent State University and eight as the offensive coordinator, Martin was instrumental in building a true football program at the university. A total of 20 Golden Flashes earned All-Mid-American Conference accolades from 2007-10, including Eugene Jarvis, who was atop the active Football Bowl Subdivision running backs list with 3,722 career yards on the ground, and Brian Lainhart, whose 17 career interceptions was also tops among active FBS players.

In 2010, Roosevelt Nix was named the MAC Defensive Player of the Year under Martin's watch. Also under Martin, four players were selected in the NFL draft including Jameson Konz (2010 - 7th round, Seattle Seahawks), Usama Young (2007 - 3rd round, New Orleans Saints), Jack Williams (2008 - 4th round, Denver Broncos) and Julian Edelman (2009 - 7th round, New England Patriots), with Young becoming the sixth-highest pick in the history of the program.

Over the past four years, Martin's offense at Kent State recorded a remarkable 16,907 yards of total offense, averaging 422.6 yards per game during that spanned including 26.3 points a game.

In December of 2006, Martin signed a four-year extension that kept him in Blue and Gold through 2010. The extension rewarded a 2006 campaign that saw Kent State pull off the fourth-largest turnaround in the nation, improving by five wins over the previous year's total.

Included in the performance was a five-game winning streak, including four straight MAC victories - the Flashes' longest conference streak ever. Furthermore, the nation's 25th-ranked team in total defense in 2006, limited Miami and Bowling Green to a combined 17 points as Kent State won road games against the RedHawks and Falcons in the same season for the first time since 1972. Kent State saw five players earn All-MAC accolades.

In addition to his head coaching duties, Martin also served as quarterbacks' coach and was the offensive coordinator for all but the 2009 season.

Martin is widely regarded as one of the nation's premier quarterback mentors. His list of protégés includes three-time All-Conference USA selection and current NFL passer David Garrard, record-setting CFL quarterback Marcus Crandell and other pros Richard Alston and Joshua Cribbs, who both played quarterback in college under Martin before switching positions in the NFL.

In 2005, Martin's spread passing attack posted the third-highest yardage total in school history while the team's 15 touchdown passes were the sixth most in a single year at Kent State. The Flashes also reached the 30-point mark three times in 2005, running the total number of games with at least that many points to 16 since 2003.

In Martin's first season, the Golden Flashes posted a 5-6 overall record, winning their final four games for the program's longest winning streak since 1976. The team also finished in fourth place in the MAC East Division with a 4-4 mark while producing three All-MAC players and two honorable mention All-Americans.

Martin also handled the offensive play-calling duties and the unit responded to his coaching, scoring 335 points and racking up 4,168 yards, the second- and third-highest totals, respectively, in school history.

Under his guidance, the Flashes averaged 30.5 points per game, just the third time in school history a team averaged 30 or more points. The team also set a single-game scoring mark in its 69-17 win over Eastern Michigan Nov. 13. Four times in 2004 the Flashes totaled more than 400 yards on offense, including two games over 500.

Additionally, in two years tutoring All-MAC quarterback Joshua Cribbs, Martin saw Cribbs develop into one of the top dual threats in the country. Always a talented runner, Cribbs finished his career as the owner of KSU career records for total offense, passing yardage, touchdowns, points and completions. He also ranked fourth nationally in total offense and completed a school-record 64.5 percent of his passes. As a team, the Flashes had a completion rate of 62.8 percent, also a school record.

While his spread offensive style is his calling card, Martin revamped his defensive coaching staff and saw that unit go from ranking 12th of 14 teams in the MAC in total defense in 2003 to first in the league in 2004. It marked the first time since 1987 that the team led the MAC in total defense and just the second time since joining the conference in 1951. Kent State also ranked 15th nationally in total defense.

Martin was named the school's 19th head coach on March 1, 2004, replacing Dean Pees. Martin joined the Kent State staff in January 2003 as offensive coordinator. After just one year on the staff, Martin made an instant impact on the Golden Flashes' offense. In its first season under Martin's system, Kent State averaged 26.8 points per game, the second-highest in the last 30 years, and scored 30-or-more points in each of the final six games and did so in a school-record eight games overall.

From 2002-04 Martin's teams averaged nearly 30 points per game and posted the highest offensive totals in back-to-back years in school history. From 2002-03 alone, scoring offense increased by 10 points, touchdowns grew from 24 to 40, total offense was up by more than 40 yards per game and passing yardage increased by nearly 100 yards per game.

In 2004, that trend continued as the Flashes' increased their scoring, touchdowns, passing yards and total yards per game.

Martin arrived at Kent State following 11 seasons at East Carolina University, the last seven of which he was in charge of the team's offense. He was at ECU for all of Steve Logan's tenure there, serving as the tight ends coach and special teams coordinator for two seasons (1992-93), then another two years as wide receivers coach (1994-95) before being promoted to offensive coordinator in 1996.

At East Carolina, Martin played a significant role in the development of quarterback David Garrard, who broke 28 school passing records and total offensive records from 1998-01. In addition, Martin coached the top three receivers in ECU history. During Martin's time at ECU, the team advanced to five bowl games: the Liberty Bowl in 1994 and 1995, the GMAC (formerly Mobile Alabama) Bowl in 1999 and 2001 and the galleryfurniture.com Bowl in 2000.

Prior to joining the staff at East Carolina, Martin was a graduate assistant at the University of Kentucky, his alma mater, from 1986-87 and then spent the 1988-91 seasons at East Tennessee State University, where he coached the running backs his first year, then served as the offensive coordinator and quarterbacks/wide receivers coach his final three seasons.

Martin was a four-year letterwinner at Kentucky from 1981-84, spending time as a part-time starter at quarterback before injuries limited him to the holder role. A native of Oak Ridge, Tenn., Martin earned a bachelor's degree in history from Kentucky in 1985.

Martin and his wife Vicki have a daughter, Molly, and two sons, Cory and Bobby.





## OVERALL INDIVIDUAL STATISTICS

Rushing	gp-gs	att	gain	loss	net	avg	td	lg	avg/g
Rose III, Larry	8-8	137	760	65	695	5.1	2	34	86.9
Hall, Xavier	11-2	76	383	13	370	4.9	1	19	33.6
Rogers, Tyler	10-10	116	532	208	324	2.8	4	40	32.4
Huntley, Jason	10-1	40	182	15	167	4.2	1	17	16.7
Cramer, Conner	7-0	9	78	4	74	8.2	0	23	10.6
Caldwell, Royce	7-4	7	37	2	35	5.0	0	17	5.0
Girdy, Gamar	11-0	9	32	6	26	2.9	0	12	2.4
Taylor, Tyrian	11-9	1	5	0	5	5.0	1	5	0.5
Anderson, S	9-9	0	0	0	0	0.0	1	0	0.0
Burke, King	5-0	1	0	1	-1	-1.0	0	0	-0.2
Wilcoxon, Tre	6-0	1	0	1	-1	-1.0	0	0	-0.2
Jeanty, Nick	5-1	5	9	10	-1	-0.2	0	9	-0.2
TEAM	7-0	3	0	9	-9	-3.0	0	0	-1.3
Total	11	405	2018	334	1684	4.2	10	40	153.1
Opponents	11	500	2881	232	2649	5.3	27	75	240.8

Passing	gp-gs	effic	comp-att-int	pct	yds	td	lg	avg/g
Rogers, Tyler	10-10	118.83	220-394-11	55.8	2588	16	68	258.8
Cramer, Conner	7-0	71.30	10-24-2	41.7	93	1	54	13.3
Jeanty, Nick	5-1	171.15	10-15-0	66.7	108	2	45	21.6
Taylor, Tyrian	11-9	690.40	1-1-0	100.0	31	1	31	2.8
Boone, Johnathan	11-3	505.60	1-1-0	100.0	9	1	9	0.8
TEAM	7-0	0.00	0-1-0	0.0	0	0	0	0.0
Wilcoxon, Tre	6-0	0.00	0-0-0	0.0	0	0	0	0.0
Total	11	119.94	242-436-13	55.5	2829	21	68	257.2
Opponents	11	150.89	216-332-11	65.1	2790	22	78	253.6

Receiving	gp-gs	no.	yds	avg	td	lg	avg/g
Clark, OJ	11-2	42	328	7.8	1	29	29.8
Hogan, Gregory	11-11	32	377	11.8	3	35	34.3
Lottie, Izaiah	10-6	25	346	13.8	2	68	34.6
Rose III, Larry	8-8	23	157	6.8	0	33	19.6
Taylor, Tyrian	11-9	21	381	18.1	2	54	34.6
Scott, Jaleel	11-0	21	264	12.6	5	45	24.0
Boone, Johnathan	11-3	20	276	13.8	3	35	25.1
Caldwell, Royce	7-4	11	217	19.7	1	55	31.0
Hall, Xavier	11-2	9	139	15.4	0	39	12.6
Muse, Anthony	8-2	9	88	9.8	1	18	11.0
Aganon, Josh	10-0	8	71	8.9	0	20	7.1
Huntley, Jason	10-1	8	35	4.4	0	10	3.5
Granch, Clayton	11-8	6	101	16.8	2	37	9.2
Loos, Cameron	8-0	2	32	16.0	0	18	4.0
Solbeck, J	6-0	2	12	6.0	0	9	2.0
Rogers, Tyler	10-10	1	9	9.0	1	9	0.9
McIntyre, Isaiah	5-0	1	1	1.0	0	1	0.2
Cramer, Conner	7-0	1	-5	-5.0	0	0	-0.7
Total	11	242	2829	11.7	21	68	257.2
Opponents	11	216	2790	12.9	22	78	253.6

Punt Returns	no.	yds	avg	td	lg
Taylor, Tyrian	2	4	2.0	0	4
Girdy, Gamar	1	-2	-2.0	0	0
Clark, OJ	1	5	5.0	0	5
Wright, Jaden	1	6	6.0	0	6
Total	5	13	2.6	0	6
Opponents	28	465	16.6	4	73

Interceptions	no.	yds	avg	td	lg
Wright, Jaden	4	71	17.8	1	45
Lomax, Shamad	2	11	5.5	0	11
Hanks, Terrill	2	8	4.0	0	8
Phipps, Jared	1	25	25.0	0	25
Herrington, D	1	0	0.0	0	0
Butler, Rodney	1	0	0.0	0	0
Total	11	115	10.5	1	45
Opponents	13	188	14.5	1	54

Kick Returns	no.	yds	avg	td	lg
Hogan, Gregory	12	180	15.0	0	22
Taylor, Tyrian	8	154	19.2	0	31
Boone, Johnathan	2	35	17.5	0	18
Total	22	369	16.8	0	31
Opponents	25	675	27.0	1	100

Fumble Returns	no.	yds	avg	td	lg
Busby, K.	1	0	0.0	0	0
Owens, DeMarcus	1	50	50.0	1	50
Brown, Noah	0	16	0.0	0	16
Total	2	66	33.0	1	50
Opponents	0	0	0.0	0	0

OVERALL INDIVIDUAL STATISTICS

Scoring	td	fg	PAT				dxp	saf	pts
			kick	rush	rcv	pass			
Davidson,P	-	15-19	25-30	-	-	-	-	-	70
Rogers,Tyler	5	-	-	-	-	0-1	-	-	30
Scott,Jaleel	5	-	-	-	-	-	-	-	30
Hogan,Gregory	3	-	-	-	-	-	-	-	18
Taylor,Tyrian	3	-	-	-	-	-	-	-	18
Boone,Johnathan	3	-	-	-	-	-	-	-	18
Granch,Clayton	2	-	-	-	-	-	-	-	12
Lottie,Izaiah	2	-	-	-	-	-	-	-	12
Rose III, Larry	2	-	-	-	-	-	-	-	12
Hall,Xavier	1	-	-	-	-	-	-	-	6
Anderson,S	1	-	-	-	-	-	-	-	6
Muse,Anthony	1	-	-	-	-	-	-	-	6
Caldwell,Royce	1	-	-	-	-	-	-	-	6
Clark,OJ	1	-	-	-	-	-	-	-	6
Huntley,Jason	1	-	-	-	-	-	-	-	6
Wright,Jaden	1	-	-	-	-	-	-	-	6
Owens,DeMarcus	1	-	-	-	-	-	-	-	6
TEAM	-	-	-	-	-	-	-	1	2
Cramer,Conner	-	-	-	-	-	0-1	-	-	0
Total	33	15-19	25-30	-	-	0-2	-	1	270
Opponents	55	16-20	51-54	-	1	1-1	-	-	431

Total Offense	g	plays	rush	pass	total	avg/g
Rogers,Tyler	10	510	324	2588	2912	291.2
Rose III, Larry	8	137	695	0	695	86.9
Hall,Xavier	11	76	370	0	370	33.6
Huntley,Jason	10	40	167	0	167	16.7
Cramer,Conner	7	33	74	93	167	23.9
Jeanty,Nick	5	20	-1	108	107	21.4
Taylor,Tyrian	11	2	5	31	36	3.3
Caldwell,Royce	7	7	35	0	35	5.0
Girdy,Gamar	11	9	26	0	26	2.4
Boone,Johnathan	11	1	0	9	9	0.8
Burke,King	5	1	-1	0	-1	-0.2
Wilcoxon,Tre	6	1	-1	0	-1	-0.2
TEAM	7	4	-9	0	-9	-1.3
Total	11	841	1684	2829	4513	410.3
Opponents	11	832	2649	2790	5439	494.5

Field Goals	fg	pct.	01-19	20-29	30-39	40-49	50-99	lg	blk
Davidson,P	15-19	78.9	1-1	2-3	8-10	4-5	0-0	45	0

FG Sequence	NM State	Opponents
UTEP	(18)	(23)
New Mexico	(45),(41),(37),(30)	(41)
Kentucky	-	-
Troy	35	(34)
UL-Lafayette	(33),47,20	(23),(41),(47),22
IDAHO	(35)	(33),(37)
Georgia Southern	(41),(30),34	(25),(22),(29)
Texas A&M	(33)	50,(36)
Arkansas State	(37),(38)	31
Texas State	(23),(27),(41)	(29)
Appalachian State	-	(20),45,(31),(27)

Punting	no.	yds	avg	lg	tb	fc	i20	50+	blk
Theisler,Peyton	58	2350	40.5	67	2	17	16	10	2
Theisler,Payton	9	455	50.6	59	0	0	3	4	0
TEAM	3	30	10.0	23	0	0	0	0	0
Rogers,Tyler	1	21	21.0	21	0	0	1	0	0
Total	71	2856	40.2	67	2	17	20	14	2
Opponents	44	1842	41.9	64	2	17	16	9	0

Kickoffs	no.	yds	avg	tb	ob	retn	net	ydln
Davidson,P	55	3428	62.3	27	1			
Total	55	3428	62.3	27	1	27.0	37.8	27
Opponents	79	5068	64.2	55	1	16.8	42.1	22

Numbers in (parentheses) indicate field goal was made.

## OVERALL INDIVIDUAL STATISTICS

All Purpose	g	rush	rcv	pr	kr	ir	total	avg/g
Rose III, Larry	8	695	157	0	0	0	852	106.5
Hogan, Gregory	11	0	377	0	180	0	557	50.6
Taylor, Tyrian	11	5	381	4	154	0	544	49.5
Hall, Xavier	11	370	139	0	0	0	509	46.3
Lottie, Izaiah	10	0	346	0	0	0	346	34.6
Clark, OJ	11	0	328	5	0	0	333	30.3
Rogers, Tyler	10	324	9	0	0	0	333	33.3
Boone, Johnatha	11	0	276	0	35	0	311	28.3
Scott, Jaleel	11	0	264	0	0	0	264	24.0
Caldwell, Royce	7	35	217	0	0	0	252	36.0
Huntley, Jason	10	167	35	0	0	0	202	20.2
Granch, Clayton	11	0	101	0	0	0	101	9.2
Muse, Anthony	8	0	88	0	0	0	88	11.0
Wright, Jaden	11	0	0	6	0	71	77	7.0
Aganon, Josh	10	0	71	0	0	0	71	7.1
Cramer, Conner	7	74	-5	0	0	0	69	9.9
Loos, Cameron	8	0	32	0	0	0	32	4.0
Phipps, Jared	9	0	0	0	0	25	25	2.8
Girdy, Gamar	11	26	0	-2	0	0	24	2.2
Solbeck, J	6	0	12	0	0	0	12	2.0
Lomax, Shamad	11	0	0	0	0	11	11	1.0
Hanks, Terrill	11	0	0	0	0	8	8	0.7
McIntyre, Isaiah	5	0	1	0	0	0	1	0.2
Burke, King	5	-1	0	0	0	0	-1	-0.2
Wilcoxen, Tre	6	-1	0	0	0	0	-1	-0.2
Jeanty, Nick	5	-1	0	0	0	0	-1	-0.2
TEAM	7	-9	0	0	0	0	-9	-1.3
Total	11	1684	2829	13	369	115	5010	455.5
Opponents	11	2649	2790	465	675	188	6767	615.2

## OVERALL TEAM STATISTICS

Team Statistics	NMSU	OPP
SCORING	270	431
Points Per Game	24.5	39.2
Points Off Turnovers	78	55
FIRST DOWNS	245	267
Rushing	107	120
Passing	113	132
Penalty	25	15
RUSHING YARDAGE	1684	2649
Yards gained rushing	2018	2881
Yards lost rushing	334	232
Rushing Attempts	405	500
Average Per Rush	4.2	5.3
Average Per Game	153.1	240.8
TDs Rushing	10	27
PASSING YARDAGE	2829	2790
Comp-Att-Int	242-436-13	216-332-11
Average Per Pass	6.5	8.4
Average Per Catch	11.7	12.9
Average Per Game	257.2	253.6
TDs Passing	21	22
TOTAL OFFENSE	4513	5439
Total Plays	841	832
Average Per Play	5.4	6.5
Average Per Game	410.3	494.5
KICK RETURNS: #-Yards	22-369	25-675
PUNT RETURNS: #-Yards	5-13	28-465
INT RETURNS: #-Yards	11-115	13-188
KICK RETURN AVERAGE	16.8	27.0
PUNT RETURN AVERAGE	2.6	16.6
INT RETURN AVERAGE	10.5	14.5
FUMBLES-LOST	12-6	18-9
PENALTIES-Yards	71-543	67-603
Average Per Game	49.4	54.8
PUNTS-Yards	71-2856	44-1842
Average Per Punt	40.2	41.9
Net punt average	33.1	40.7
KICKOFFS-Yards	55-3428	79-5068
Average Per Kick	62.3	64.2
Net kick average	37.8	42.1
TIME OF POSSESSION/Game	26:38	33:22
3RD-DOWN Conversions	61/176	73/162
3rd-Down Pct	35%	45%
4TH-DOWN Conversions	10/21	8/17
4th-Down Pct	48%	47%
SACKS BY-Yards	10-68	32-203
MISC YARDS	0	0
TOUCHDOWNS SCORED	33	55
FIELD GOALS-ATTEMPTS	15-19	16-20
ON-SIDE KICKS	0-0	0-1
RED-ZONE SCORES	(33-44) 75%	(48-54) 89%
RED-ZONE TOUCHDOWNS	(22-44) 50%	(34-54) 63%
PAT-ATTEMPTS	(25-30) 83%	(51-54) 94%
ATTENDANCE	47725	231350
Games/Avg Per Game	5/9545	6/38558
Neutral Site Games		0/0

## Score by Quarters

	1st	2nd	3rd	4th	OT	Total
NM State	78	75	48	56	13	270
Opponents	103	121	122	78	7	431



## OVERALL DEFENSIVE STATISTICS

#	Defensive Leaders	gp-gs	Tackles				Sacks	Pass Defense			Fumbles		Blocks	
			ua	a	tot	tfl/yds		int-yds	brup	qbh	rcv-yds	ff	kick	saf
53	Butler,Rodney	11-11	57	93	150	8.0-17	.	1-0	2	2	.	3	.	.
31	Herrington,D	11-8	36	62	98	4.0-9	.	1-0	2	.	2-0	1	.	.
2D	Hanks,Terrill	11-11	30	61	91	11.5-51	2.0-19	2-8	4	3	1-0	2	.	.
1D	Nwangwa,Jacob	11-11	31	54	85	5.5-13	.	.	3	.	1-0	.	.	.
21	Wright,Jaden	11-10	29	48	77	2.5-6	.	4-71	2	.	.	3	.	.
2B	Lomax,Shamad	11-6	35	27	62	4.5-16	1.0-11	2-11	.	.	.	.	.	.
90	Busby,K.	10-10	9	28	37	4.5-8	.	.	.	7	1-0	.	.	.
8D	Reese,Jassavia	11-11	11	25	36	1.5-6	0.5-3	.	.	.	.	.	.	.
9	Bradley,Stody	11-3	8	28	36	6.5-29	1.0-9	.	.	4	.	1	.	.
4D	Owens,DeMarcus	11-9	13	19	32	1.5-5	.	.	6	.	1-50	1	.	.
1K	Perkins,Austin	9-0	10	20	30	0.5-1	.	.	.	.	.	.	.	.
29	Phipps,Jared	9-3	18	10	28	0.5-1	.	1-25	2	.	1-0	.	.	.
5B	Lopez,Roy	10-6	3	20	23	0.5-1	.	.	.	1	.	.	.	.
1C	Locklin,Tymon	9-0	11	12	23	.	.	.	.	.	.	.	.	.
34	Brown,Noah	11-9	9	13	22	4.5-8	2.0-3	.	1	4	1-16	1	.	.
3D	Ibekwe,Derek	7-2	9	8	17	1.0-2	.	.	.	.	.	.	.	.
40	Wagner,Robert	9-1	8	7	15	.	.	.	.	.	.	.	.	.
1A	Wilcots,C	11-3	6	9	15	2.0-19	1.0-10	.	.	1	.	.	.	.
93	James,Drew	10-0	1	12	13	0.5-1	.	.	1	.	.	.	.	.
25	Oyenuga,Samuel	5-0	8	2	10	.	.	.	.	.	.	.	.	.
23	Burton,Jerrion	8-2	5	5	10	.	.	.	.	.	.	.	.	.
32	Rocha,Dalton	7-0	5	4	9	5.0-20	2.0-11	.	.	.	.	.	.	.
2A	Hood,Jonathan	4-1	4	4	8	1.5-3	.	.	.	.	.	.	.	.
63	Lloyd,DeShawnte	3-2	3	4	7	.	.	.	.	.	.	.	.	.
18	Watson,Derek	8-0	2	5	7	1.5-3	0.5-2	.	.	.	.	.	.	.
43	Nipp,Billy	7-0	2	4	6	.	.	.	.	.	.	.	.	.
26	Girdy,Gamar	11-0	4	1	5	.	.	.	.	.	.	.	.	.
1B	Wilcoxon,Tre	6-0	2	2	4	1.0-1	.	.	.	.	.	.	.	.
10	Lottie,Izaiah	10-6	1	2	3	.	.	.	.	.	1-0	.	.	.
5	Taylor,Tyrian	11-9	2	1	3	.	.	.	.	.	.	.	.	.
19	McIntyre,Isaiah	5-0	.	2	2	.	.	.	.	.	.	.	.	.
11	Cramer,Conner	7-0	1	1	2	.	.	.	.	.	.	.	.	.
22	Hall,Xavier	11-2	2	.	2	.	.	.	.	.	.	.	.	.
1E	Henrique,Dion	5-0	2	.	2	.	.	.	1	.	.	.	.	.
44	Clement,Will	6-0	2	.	2	.	.	.	.	.	.	.	.	.
24	Davidson,P	11-0	1	1	2	0.5-1	.	.	.	.	.	.	.	.
47	Kenney,Andrew	10-0	2	.	2	.	.	.	.	.	.	.	.	.
14	Huntley,Jason	10-1	.	1	1	.	.	.	.	.	.	.	.	.
16	Scott,Jaleel	11-0	1	.	1	.	.	.	.	.	.	.	.	.
88	Granch,Clayton	11-8	1	.	1	.	.	.	.	.	.	.	.	.
51	McGwire,Thomas	5-1	1	.	1	.	.	.	.	.	.	.	.	.
3	Rose III, Larry	8-8	1	.	1	.	.	.	.	.	.	.	.	.
2H	Jackson,Shane	2-0	.	1	1	.	.	.	.	.	.	.	.	.
6D	Gibson,C	1-0	.	1	1	.	.	.	.	.	.	.	.	.
1G	Theisler,Payton	2-0	.	1	1	.	.	.	.	.	.	.	.	.
7	Hogan,Gregory	11-11	1	.	1	.	.	.	.	.	.	.	.	.
TM	TEAM	7-0	.	.	.	.	.	.	.	.	.	.	.	1
Total		11	387	598	985	69-221	10-68	11-115	24	22	9-66	12	.	1
Opponents		11	388	424	812	84-345	32-203	13-188	49	29	6-0	8	2	.

## TEAM GAME-BY-GAME STATISTICS

Date	Opponent	Rushing				Receiving				Passing				Kick Returns				Punt Returns				tot off		
		no.	yds	td	lg	no.	yds	td	lg	cmp	att	int	yds	td	lg	no.	yds	td	lg	no.	yds		td	lg
Sep 03	at UTEP	30	139	2	22	17	206	0	44	17	41	0	206	0	44	2	35	0	19	1	0	0	0	345
Sep 10	NEW MEXICO	35	102	1	17	21	205	2	49	21	35	0	205	2	49	2	50	0	31	1	4	0	4	307
Sep 17	at Kentucky	45	223	3	16	17	277	3	55	17	34	2	277	3	55	4	69	0	19	0	0	0	0	500
Sep 24	at Troy	33	94	0	22	29	445	1	54	29	54	5	445	1	54	1	13	0	13	0	0	0	0	539
Oct 01	UL-LAFAYETTE	42	145	2	23	31	354	2	33	31	49	2	354	2	33	2	39	0	22	0	0	0	0	499
Oct 15	at IDAHO	29	62	0	22	23	366	3	68	23	36	0	366	3	68	3	46	0	22	0	0	0	0	428
Oct 22	GEORGIA SOUTHERN	40	168	0	18	22	250	2	35	22	39	1	250	2	35	2	26	0	21	0	0	0	0	418
Oct 29	at Texas A&M	39	169	0	34	21	147	1	23	21	38	0	147	1	23	1	14	0	14	1	5	0	5	316
Nov 12	at Arkansas State	40	182	1	27	26	256	1	29	26	45	1	256	1	29	4	65	0	18	1	-2	0	0	438
Nov 19	TEXAS STATE	44	252	1	40	23	231	5	35	23	38	0	231	5	35	1	12	0	12	1	6	0	6	483
Nov 26	APPALACHIAN STATE	28	148	0	23	12	92	1	54	12	27	2	92	1	54	0	0	0	0	0	0	0	0	240
		405	1684	10	40	242	2829	21	68	242	436	13	2829	21	68	22	369	0	31	5	13	0	6	4513
Opponents		500	2649	27	75	216	2790	22	78	216	332	11	2790	22	78	25	675	1	100	28	465	4	73	5439

Games: 11 • Avg/rush: 4.2 • Avg/catch: 11.7 • Pass effc: 119.94 • KR avg: 16.8 • PR avg: 2.6 • All purpose avg/game: 455.5 • Total offense avg/gm: 410.3

		Tackles				Sacks	Fumble		Pass Defense			blkd	PAT Attempts			off		
Date	Opponent	ua	a	total	tfl-yds	no-yds	ff	fr-yds	int-yds	qbh	brup	kick	kick	rush	rcv	saf	t/o	pts
Sep 03	at UTEP	44	38	82	13.0-56	1.0-11	2	1-50	0-0	5	4	0	1-2	0	0	0	6	22
Sep 10	NEW MEXICO	19	74	93	2.0-7	1.0-5	1	1-0	1-8	2	4	0	2-3	0	0	0	10	32
Sep 17	at Kentucky	35	56	91	4.0-8	0.0-0	2	2-0	1-10	1	1	0	6-6	0	0	0	14	42
Sep 24	at Troy	54	16	70	1.0-3	0.0-0	0	0-0	0-0	0	1	0	0-0	0	0	0	0	6
Oct 01	UL-LAFAYETTE	24	84	108	6.0-17	0.0-0	2	0-0	2-45	1	4	0	4-4	0	0	0	7	37
Oct 15	at IDAHO	63	22	85	4.0-9	0.0-0	0	0-0	1-25	0	1	0	2-3	0	0	0	6	23
Oct 22	GEORGIA SOUTHERN	35	58	93	12.0-37	2.0-12	1	1-16	2-0	4	2	0	1-2	0	0	0	0	19
Oct 29	at Texas A&M	32	48	80	5.0-15	2.0-8	1	1-0	0-0	4	3	0	1-1	0	0	0	0	10
Nov 12	at Arkansas State	22	72	94	10.0-21	0.0-0	0	0-0	1-16	1	1	0	2-2	0	0	1	0	22
Nov 19	TEXAS STATE	29	62	91	7.0-30	3.0-20	2	2-0	3-11	2	3	0	5-6	0	0	0	28	50
Nov 26	APPALACHIAN STATE	30	68	98	5.0-18	1.0-12	1	1-0	0-0	2	0	0	1-1	0	0	0	7	7
		387	598	985	69.0-221	10.0-68	12	9-66	11-115	22	24	0	25-30	0	0	1	78	270
Opponents		388	424	812	84.0-345	32.0-203	8	6-0	13-188	29	49	2	51-54	0	1	0	55	431

Date	Opponent	Punting					Field Goals					Kickoffs				
		no.	yds	avg	long	blkd	md-att	long	blkd	no.	yds	avg	tb	ob		
Sep 03	at UTEP	7	338	48.3	57	0	1-1	18	0	5	321	64.2	4	0		
Sep 10	NEW MEXICO	3	140	46.7	59	0	4-4	45	0	8	474	59.2	4	0		
Sep 17	at Kentucky	8	337	42.1	55	0	0-0	0	0	7	448	64.0	4	0		
Sep 24	at Troy	6	197	32.8	52	1	0-1	0	0	2	124	62.0	0	0		
Oct 01	UL-LAFAYETTE	6	236	39.3	52	0	1-3	33	0	5	324	64.8	3	0		
Oct 15	at IDAHO	6	229	38.2	50	0	1-1	35	0	4	257	64.2	2	0		
Oct 22	GEORGIA SOUTHERN	4	108	27.0	42	1	2-3	41	0	5	279	55.8	2	0		
Oct 29	at Texas A&M	9	363	40.3	54	0	1-1	33	0	3	195	65.0	1	0		
Nov 12	at Arkansas State	9	350	38.9	51	0	2-2	38	0	4	223	55.8	2	0		
Nov 19	TEXAS STATE	6	295	49.2	67	0	3-3	41	0	10	657	65.7	4	0		
Nov 26	APPALACHIAN STATE	7	263	37.6	52	0	0-0	0	0	2	126	63.0	1	1		
		71	2856	40.2	67	2	15-19	45	0	55	3428	62.3	27	1		
Opponents		44	1842	41.9	64	0	16-20	47	0	79	5068	64.2	55	1		

## OPPONENT GAME-BY-GAME STATISTICS

Date	Opponent	Rushing				Receiving				Passing				Kick Returns				Punt Returns				Tot Off
		no.	yds	td	lg	no.	yds	td	lg	cmp	att	int	yds	no.	yds	td	lg	no.	yds	td	lg	
Sep 03	at UTEP	49	289	2	75	15	229	3	46	15-28-0	229	3	46	1	26	0	26	6	104	0	43	518
Sep 10	NEW MEXICO	45	221	4	26	12	115	0	21	12-23-1	115	0	21	3	101	0	26	1	9	0	9	336
Sep 17	at Kentucky	51	381	5	63	18	311	3	72	18-24-1	311	3	72	3	66	0	58	5	101	1	65	692
Sep 24	at Troy	41	207	3	22	27	285	2	33	27-37-0	285	2	33	2	126	1	100	3	65	1	33	492
Oct 01	UL-LAFAYETTE	49	205	2	17	20	227	1	63	20-36-2	227	1	63	2	36	0	21	1	0	0	0	432
Oct 15	at IDAHO	42	169	3	17	31	482	4	78	31-39-1	482	4	78	2	47	0	26	1	-1	0	0	651
Oct 22	GEORGIA SOUTHERN	57	247	0	58	11	157	2	42	11-20-2	157	2	42	3	50	0	33	0	0	0	0	404
Oct 29	at Texas A&M	39	233	2	29	22	282	3	41	22-34-0	282	3	41	2	77	0	47	2	143	2	73	515
Nov 12	at Arkansas State	38	160	2	46	22	293	3	41	22-29-1	293	3	41	1	13	0	13	4	21	0	11	453
Nov 19	TEXAS STATE	41	153	1	45	18	189	0	43	18-34-3	189	0	43	6	133	0	26	2	12	0	9	342
Nov 26	APPALACHIAN STATE	48	384	3	63	20	220	1	42	20-28-0	220	1	42	0	0	0	0	3	11	0	10	604
NM State		500	2649	27	75	216	2790	22	78	216-332-11	2790	22	78	25	675	1	100	28	465	4	73	5439
		405	1684	10	40	242	2829	21	68	242-436-13	2829	21	68	22	369	0	31	5	13	0	6	4513

Games: 11 • Avg/rush: 5.3 • Avg/catch: 12.9 • Pass eff: 150.89 • KR avg: 27.0 • PR avg: 16.6 • All purpose avg/game: 615.2 • Total offense avg/gm: 494.5

Date	Opponent	Tackles				Sacks		Fumble		Pass Defense				blkd	PAT Attempts				off	
		ua	a	total	tfl-yds	no-yds	ff	fr-yds	int-yds	gbh	brup	kick	kick	kick	kick	rush	rcv	saf	tlo	pts
Sep 03	at UTEP	27	34	61	2.0-4	0.0-0	0	0-0	0-0	5	10	0	0	0	5-5	0	0	0	0	38
Sep 10	NEW MEXICO	29	48	77	9.0-37	5.0-29	0	0-0	0-0	0	4	0	0	0	4-4	0	0	0	0	31
Sep 17	at Kentucky	42	32	74	4.0-13	1.0-4	0	0-0	2-20	2	7	0	0	0	8-9	0	0	0	7	62
Sep 24	at Troy	44	26	70	11.0-44	3.0-22	0	0-0	5-94	4	5	1	0	0	7-7	0	0	0	10	52
Oct 01	UL-LAFAYETTE	32	75	107	8.0-50	5.0-43	2	0-0	2-9	1	4	0	0	0	2-2	0	1	0	8	31
Oct 15	at IDAHO	46	9	55	9.0-55	5.0-33	1	2-0	0-0	2	2	0	0	0	7-7	0	0	0	7	55
Oct 22	GEORGIA SOUTHERN	37	38	75	9.0-40	2.0-19	1	2-0	1-19	1	4	1	0	0	1-2	0	0	0	9	22
Oct 29	at Texas A&M	35	28	63	7.0-20	3.0-12	1	0-0	0-0	3	4	0	0	0	7-7	0	0	0	0	52
Nov 12	at Arkansas State	36	64	100	11.0-45	6.0-35	2	1-0	1-46	5	5	0	0	0	5-6	0	0	0	7	41
Nov 19	TEXAS STATE	36	46	82	8.0-21	0.0-0	1	1-0	0-0	3	2	0	0	0	1-1	0	0	0	0	10
Nov 26	APPALACHIAN STATE	24	24	48	6.0-16	2.0-6	0	0-0	2-0	3	2	0	0	0	4-4	0	0	0	7	37
NM State		388	424	812	84.0-345	32.0-203	8	6-0	13-188	29	49	2	0	0	51-54	0	1	0	55	431
		387	598	985	69.0-221	10.0-68	12	9-66	11-115	22	24	0	0	0	25-30	0	0	1	78	270

Date	Opponent	Punting				Field Goals				Kickoffs			
		no.	yds	avg	long	md-att	long	blkd	md-att	no.	yds	avg	tb
Sep 03	at UTEP	5	219	43.8	55	0	0	0	1	2	1-1	23	0
Sep 10	NEW MEXICO	2	81	40.5	46	0	1	0	0	0	1-1	41	0
Sep 17	at Kentucky	3	125	41.7	48	0	1	1	0	0	0-0	0	0
Sep 24	at Troy	6	239	39.8	50	0	4	1	4	1-1	34	0	0
Oct 01	UL-LAFAYETTE	7	338	48.3	64	0	4	2	4	3-4	47	0	0
Oct 15	at IDAHO	1	36	36.0	36	0	0	0	1	2-2	37	0	0
Oct 22	GEORGIA SOUTHERN	3	141	47.0	59	0	1	1	1	3-3	29	0	0
Oct 29	at Texas A&M	4	177	44.2	50	0	3	2	1	1-2	36	0	0
Nov 12	at Arkansas State	6	233	38.8	52	0	0	1	1	0-1	0	0	0
Nov 19	TEXAS STATE	6	200	33.3	41	0	3	0	0	1-1	29	0	0
Nov 26	APPALACHIAN STATE	1	53	53.0	53	0	0	0	1	3-4	31	0	0
NM State		44	1842	41.9	64	0	2	17	9	16	16-20	47	0
		71	2856	40.2	67	2	2	17	14	20	15-19	45	0

## TEAM RED ZONE RESULTS

Date	Opponent	Score	Times				Rush				Failed to score inside RZ			
			In RZ	Scored	Pts	TDs	TDs	TDs	TDs	Made	FGA	Down	Int	Fumb
Sep 03, 2016	at UTEP	L 22-38	3	3	16	2	2	0	1	1	0	0	0	0
Sep 10, 2016	NEW MEXICO	W 32-31	5	5	26	3	1	2	2	2	0	0	0	0
Sep 17, 2016	at Kentucky	L 42-62	5	4	28	4	3	1	0	0	0	0	1	0
Sep 24, 2016	at Troy	L 6-52	6	1	6	1	0	1	0	0	1	0	4	0
Oct 01, 2016	UL-LAFAYETTE	W 37-31	5	4	23	3	2	1	1	1	1	0	0	0
Oct 15, 2016	at IDAHO	L 23-55	2	2	10	1	0	1	1	1	0	0	0	0
Oct 22, 2016	GEORGIA SOUTHERN	L 19-22	3	2	9	1	0	1	1	1	1	0	0	0
Oct 29, 2016	at Texas A&M	L 10-52	2	2	10	1	0	1	1	1	0	0	0	0
Nov 12, 2016	at Arkansas State	L 22-41	4	3	17	2	1	1	1	1	0	1	0	0
Nov 19, 2016	TEXAS STATE	W 50-10	7	7	37	4	1	3	3	3	0	0	0	0
Nov 26, 2016	APPALACHIAN STATE	L 7-37	2	0	0	0	0	0	0	0	0	1	1	0
Totals			44	33	182	22	10	12	11	11	3	2	6	0
			33 of 44 (75.0%)											

Opponents Inside NM State Red-Zone

Date	Opponent	Score	Times				Rush				Failed to score inside RZ			
			In RZ	Scored	Pts	TDs	TDs	TDs	TDs	Made	FGA	Down	Int	Fumb
Sep 03, 2016	at UTEP	L 22-38	4	3	17	2	0	2	1	1	0	0	0	0
Sep 10, 2016	NEW MEXICO	W 32-31	4	4	24	3	3	0	1	1	0	0	0	0
Sep 17, 2016	at Kentucky	L 42-62	6	6	41	6	4	2	0	0	0	0	0	0
Sep 24, 2016	at Troy	L 6-52	7	6	38	5	3	2	1	1	0	0	0	0
Oct 01, 2016	UL-LAFAYETTE	W 37-31	3	3	18	2	1	1	1	1	0	0	0	0
Oct 15, 2016	at IDAHO	L 23-55	10	8	48	6	3	3	2	2	0	1	1	0
Oct 22, 2016	GEORGIA SOUTHERN	L 19-22	5	4	15	1	0	1	3	3	0	0	1	0
Oct 29, 2016	at Texas A&M	L 10-52	5	5	31	4	2	2	1	1	0	0	0	0
Nov 12, 2016	at Arkansas State	L 22-41	3	2	14	2	2	0	0	0	1	0	0	0
Nov 19, 2016	TEXAS STATE	W 50-10	2	2	10	1	1	0	1	1	0	0	0	0
Nov 26, 2016	APPALACHIAN STATE	L 7-37	5	5	23	2	2	0	3	3	0	0	0	0
Totals			54	48	279	34	21	13	14	14	1	1	2	0
			48 of 54 (88.9%)											

## GAME SUMMARIES

**Individual Statistics (Final)**  
**2016 UTEP Football**  
**NM State vs UTEP (Sep 03, 2016 at El Paso, Texas)**

NM State										UTEP																						
Rushing										Rushing																						
No.	Gain	Loss	Net	TD	Lg	Avg				No.	Gain	Loss	Net	TD	Lg	Avg																
Rogers, Tyler	9	63	0	63	1	22	7.0				JONES, Aaron	31	266	17	249	2	75	8.0														
Huntley, Jason	12	53	0	53	1	13	4.4				WADLEY, Quadraiz	10	58	22	36	0	29	3.6														
Caldwell, Royce	3	15	0	15	0	11	5.0				JOHNSON, Kavika	3	15	0	15	0	15	5.0														
Hall, Xavier	6	9	1	8	0	7	1.3				REDIX, Warren	1	3	0	3	0	3	3.0														
Totals	30	140	1	139	2	22	4.6				TEAM	1	0	2	-2	0	0	-2.0														
Passing										Passing																						
C-A-I	Yds	TD	Long	Sack						C-A-I	Yds	TD	Long	Sack																		
Rogers, Tyler	17-41-0	206	0	44	0						GREENLEE, Zack	15-27-0	229	3	46	1																
Totals	17-41-0	206	0	44	0						JOHNSON, Kavika	0-1-0	0	0	0	0																
										Totals																						
										15-28-0 229 3 46 1																						
Receiving										Receiving																						
No.	Yards	TD	Long							No.	Yards	TD	Long																			
Scott, Jaleel	5	68	0	33							FREYTAG, Cole	4	95	1	46																	
Clark, OJ	4	41	0	29							JONES, Aaron	3	43	0	27																	
Caldwell, Royce	3	57	0	44							WHITE, Jaquan	2	36	0	21																	
Huntley, Jason	2	7	0	4							JOHNSON, Kavika	2	26	0	18																	
Taylor, Tyrian	1	16	0	16							JUNIEL, Terry	2	15	0	19																	
Aganon, Josh	1	14	0	14							PLINKE, Hayden	1	11	1	11																	
Boone, Johnathan	1	3	0	3							REDIX, Warren	1	3	1	3																	
Totals	17	206	0	44							Totals	15	229	3	46																	
Punting										Punting																						
No.	Yds	Avg	Long	In20	TB					No.	Yds	Avg	Long	In20	TB																	
Peyton Theisler	7	338	48.3	57	1	0					LUNA, Alan	5	219	43.8	55	2	0															
Totals	7	338	48.3	57	1	0					Totals	5	219	43.8	55	2	0															
Punt										Kickoff										Intercept												
Returns	No	Yds	Lg	No	Yds	Lg	No	Yds	Lg	Returns	No	Yds	Lg	No	Yds	Lg	Returns	No	Yds	Lg	No	Yds	Lg									
Taylor, Tyrian	1	0	0	2	35	19	0	0	0	0	0	0	0	0	0	0	0	0	0	0	0	0	0									
Totals	1	0	0	2	35	19	0	0	0	0	0	0	0	0	0	0	0	0	0	0	0	0										
Field goals										Field goals										Field goals												
Qtr	Time	Dist	Result							Qtr	Time	Dist	Result							Qtr	Time	Dist	Result									
Davidson, Parker	1st	06:53	18 yards Good							MATTOX, Jay	2nd	11:11	23 yards Good																			
Kickoffs										Kickoffs										Kickoffs												
No.	Yards	Avg	TB	OB						No.	Yards	Avg	TB	OB						No.	Yards	Avg	TB	OB								
Davidson, Parker	5	321	64.2	4	0						MATTOX, Jay	7	452	64.6	5	0																
All-purpose										All-purpose										All-purpose												
Run	Rcv	KR	PR	IR	Total						Run	Rcv	KR	PR	IR	Total						Run	Rcv	KR	PR	IR	Total					
Caldwell, Royce	15	57	0	0	0	72						JONES, Aaron	249	43	0	0	0	292														
Scott, Jaleel	0	68	0	0	0	68						JUNIEL, Terry	-3	15	26	104	0	142														
Rogers, Tyler	63	0	0	0	0	63						FREYTAG, Cole	0	95	0	0	0	95														
Huntley, Jason	53	7	0	0	0	60						JOHNSON, Kavika	15	26	0	0	0	41														

FUMBLES: NM State-None. UTEP-JONES, Aaron 2-0; WADLEY, Quadraiz 1-1.

**Individual Statistics (Final)**  
**The Automated ScoreBook**  
**New Mexico vs NM State (Sep 10, 2016 at Las Cruces, NM)**

New Mexico										NM State													
Rushing										Rushing													
No.	Gain	Loss	Net	TD	Lg	Avg				No.	Gain	Loss	Net	TD	Lg	Avg							
OWENS, Tyrone	16	76	0	76	0	15	4.8				Hall,Xavier	11	61	0	61	1	15	5.5					
GIPSON, Teriyon	12	62	0	62	2	15	5.2				Rogers,Tyler	15	50	29	21	0	16	1.4					
APODACA, Austin	4	63	5	58	1	26	14.5				Caldwell,Royce	4	22	2	20	0	17	5.0					
McQUARLEY, R.	5	12	0	12	1	5	2.4				Girdy,Gamar	1	4	0	4	0	4	4.0					
CHESTNUT, Daryl	3	8	0	8	0	5	2.7				Huntley,Jason	1	1	0	1	0	1	1.0					
WOODHOUSE, Dig	3	3	0	3	0	2	1.0				Burke,King	1	0	1	-1	0	0	-1.0					
JORDAN, Lamar	2	2	0	2	0	2	1.0				TEAM	2	0	4	-4	0	0	-2.0					
Totals	45	226	5	221	4	26	4.9				Totals	35	138	36	102	1	17	2.9					
Passing										Passing													
C-A-I	Yds	TD	Long	Sack						C-A-I	Yds	TD	Long	Sack									
APODACA, Austin	12-23-1	115	0	21	1						Rogers,Tyler	21-35-0	205	2	49	5							
Totals	12-23-1	115	0	21	1						Totals	21-35-0	205	2	49	5							
Receiving										Receiving													
No.	Yards	TD	Long							No.	Yards	TD	Long										
GAMBLIN, Dameron	4	47	0	21							Hogan,Gregory	6	13	0	11								
GIPSON, Teriyon	4	28	0	12							Caldwell,Royce	4	41	1	14								
REED, Patrick	1	17	0	17							Boone,Johnathan	2	57	0	49								
OWENS, Tyrone	1	10	0	10							Lottie,Ziaiah	2	33	0	26								
GAUSCHKE, Cole	1	8	0	8							Scott,Jaaleel	2	19	0	11								
DAVIS, Chris	1	5	0	5							Solebeck,J	2	12	0	9								
Totals	12	115	0	21							Hall,Xavier	1	14	0	14								
Totals	12	115	0	21							Totals	21	205	2	49								
Punting										Punting													
No.	Yds	Avg	Long	In20	TB					No.	Yds	Avg	Long	In20	TB								
BOJORQUEZ, C.	2	81	40.5	46	0	1					Theisler,Payton	2	117	58.5	59	2	0						
Totals	2	81	40.5	46	0	1					TEAM	1	23	23.0	23	0	0						
Totals	2	81	40.5	46	0	1					Totals	3	140	46.7	59	2	0						
Returns										Returns													
Punt		Kickoff				Intercept				Punt		Kickoff				Intercept							
No	Yds	Lg	No	Yds	Lg	No	Yds	Lg	No	Yds	Lg	No	Yds	Lg	No	Yds	Lg						
DAVIS, Chris	1	9	9	0	0	0	0	0	0	0	0	0	0	0	0	0	0						
GIPSON, Teriyon	0	0	0	3:10	56	0	0	0	0	0	0	0	0	0	1	8	8						
Totals	1	9	9	3:10	56	0	0	0	0	0	0	1	8	8	1	8	8						
Field Goals										Field Goals													
Qtr	Time	Dist	Result							Qtr	Time	Dist	Result										
SANDERS, Jason	2nd	00:28	41 yards	Good							Davidson,P	1st	05:59	45 yards	Good								
											Davidson,P	2nd	13:55	41 yards	Good								
											Davidson,P	2nd	06:42	37 yards	Good								
											Davidson,P	4th	10:12	30 yards	Good								
Kickoffs										Kickoffs													
No.	Yards	Avg	TB	OB						No.	Yards	Avg	TB	OB									
SANDERS, Jason	6	379	63.2	4	0						Davidson,P	8	474	59.2	4	0							
All-purpose										All-purpose													
Run	Rcv	KR	PR	IR	Total						Run	Rcv	KR	PR	IR	Total							
GIPSON, Teriyon	62	28	101	0	0	191						Caldwell,Royce	20	57	0	0	0	77					
OWENS, Tyrone	0	76	0	0	0	86						Hogan,Gregory	6	14	0	0	0	24					
APODACA, Austin	58	0	0	0	0	58						Taylor,Tyrian	0	0	50	4	0	54					
GAMBLIN, Dameron	0	47	0	0	0	47						Taylor,Tyrian	0	41	0	0	0	4					



GAME SUMMARIES

Individual Statistics (Final)

2016 NM State Football

UL-Lafayette vs NM State (Oct 01, 2016 at Las Cruces, NM)

UL-Lafayette

Rushing	No.	Gain	Loss	Net	TD	Lg	Avg
Hoggins, Darius	12	87	6	81	1	15	6.8
Nixon, Jalen	12	59	1	58	0	17	4.8
Wright, Jordan	11	32	6	26	1	7	2.4
McGuire, Elijah	6	21	1	20	0	6	3.3
Jennings, A.	6	23	10	13	0	12	2.2
Calais, Raymond	1	6	0	6	0	6	6.0
Ray, Dion	1	1	0	1	0	1	1.0
Totals	49	229	24	205	2	17	4.2

Passing	C-A-I	Yds	TD	Long	Sack
Jennings, A.	12-22-2	143	1	63	0
Nixon, Jalen	8-13-0	84	0	37	0
TEAM	0-1-0	0	0	0	0
Totals	20-36-2	227	1	63	0

Receiving	No.	Yards	TD	Long
Riles, Al	8	110	0	63
Bradley, J.	4	37	0	18
Barnes, Keenan	3	15	1	7
Hoggins, Darius	2	17	0	9
Byrne, Nick	1	37	0	37
Fuseller, Gabe	1	13	0	13
Jacquet, M.	1	-2	0	0
Totals	20	227	1	63

Punting	No.	Yds	Avg	Long	In20	TD
Coutts, Steven	7	338	48.3	64	4	0
Totals	7	338	48.3	64	4	0

Returns	Punt			Kickoff			Intercept		
	No	Yds	Lg	No	Yds	Lg	No	Yds	Lg
Varnado, L.	1	0	0	2	36	21	0	0	0
Thomas, Simeon	0	0	0	0	0	0	1	0	0
Granier, Trey	0	0	0	0	0	0	1	9	9
Totals	1	0	0	2	36	21	2	9	9

Field goals	Qtr	Time	Dist	Result
Artigue, Stevie	2nd	08:55	23 yards	Good
Artigue, Stevie	2nd	00:00	41 yards	Good
Artigue, Stevie	4th	02:58	47 yards	Good
Artigue, Stevie	OT	15:00	22 yards	Missed

Kickoffs	No.	Yards	Avg	TD	OB
Artigue, Stevie	5	315	63.0	3	0

All-purpose	Run	Rcv	KR	PR	IR	Total
Riles, Al	0	110	0	0	0	110
Hoggins, Darius	81	17	0	0	0	98
Nixon, Jalen	58	0	0	0	0	58
Bradley, J.	0	37	0	0	0	37

FUMBLES: UL-Lafayette-Hoggins, Darius 2-0; Wright, Jordan 1-0; Jennings, A. 1-0. NM State-Rose III, Larry 1-0; Rogers, Tyler 1-0.

NM State

Rushing	No.	Gain	Loss	Net	TD	Lg	Avg
Rose III, Larry	23	117	5	112	1	23	4.9
Hall, Xavier	5	21	0	21	0	9	4.2
Rogers, Tyler	14	57	45	12	0	15	0.9
Anderson, S	0	0	0	0	1	0	0.0
Totals	42	195	50	145	2	23	3.5

Passing	C-A-I	Yds	TD	Long	Sack
Rogers, Tyler	31-49-2	354	2	33	5
Totals	31-49-2	354	2	33	5

Receiving	No.	Yards	TD	Long
Hogan, Gregory	11	172	1	33
Boone, Johnathan	6	51	0	17
Clark, OJ	4	24	0	12
Rose III, Larry	3	49	0	33
Scott, Jaleel	3	21	0	7
Lott, Iziah	3	18	0	8
Granch, Clayton	1	19	1	19
Totals	31	354	2	33

Punting	No.	Yds	Avg	Long	In20	TD
Theisler, Peyton	5	215	43.0	52	3	1
Rogers, Tyler	1	21	21.0	21	1	0
Totals	6	236	39.3	52	4	1

Returns	Punt			Kickoff			Intercept		
	No	Yds	Lg	No	Yds	Lg	No	Yds	Lg
Wright,Jaden	0	0	0	0	0	0	1	45	45
Butler,Rodney	0	0	0	0	0	0	1	0	0
Hogan,Gregory	0	0	0	2	39	22	0	0	0
Totals	0	0	0	2	39	22	2	45	45

Field goals	Qtr	Time	Dist	Result
Davidson, P	4th	10:31	33 yards	Good
Davidson, P	4th	06:02	47 yards	Missed
Davidson, P	4th	00:00	20 yards	Missed

Kickoffs	No.	Yards	Avg	TD	OB
Davidson, P	5	324	64.8	3	0

All-purpose	Run	Rcv	KR	PR	IR	Total
Hogan, Gregory	0	172	39	0	0	211
Rose III, Larry	112	49	0	0	0	161
Boone, Johnathan	0	51	0	0	0	51
Wright, Jaden	0	0	0	0	1	45

Individual Statistics (Final)

2016 NM State Football

NM State vs IDAHO (Oct 15, 2016 at Moscow, Idaho)

NM State

Rushing	No.	Gain	Loss	Net	TD	Lg	Avg
Huntley, Jason	5	32	0	32	0	17	6.4
Rose III, Larry	11	54	22	32	0	22	2.9
Hall, Xavier	1	6	0	6	0	6	6.0
Jeanty, Nick	2	9	4	5	0	9	2.5
Rogers, Tyler	10	20	33	-13	0	7	-1.3
Totals	29	121	59	62	0	22	2.1

Passing	C-A-I	Yds	TD	Long	Sack
Rogers, Tyler	19-29-0	302	2	68	5
Jeanty, Nick	4-6-0	64	1	45	0
TEAM	0-1-0	0	0	0	0
Totals	23-36-0	366	3	68	5

Receiving	No.	Yards	TD	Long
Taylor, Tyrian	4	110	0	49
Lott, Iziah	4	95	1	68
Clark, OJ	4	28	0	15
Rose III, Larry	4	17	0	7
Scott, Jaleel	2	54	1	45
Aganon, Josh	2	14	0	11
Hogan, Gregory	1	23	0	23
Boone, Johnathan	1	15	0	15
Granch, Clayton	1	10	1	10
Totals	23	366	3	68

Punting	No.	Yds	Avg	Long	In20	TD
Theisler, Peyton	6	229	38.2	50	1	0
Totals	6	229	38.2	50	1	0

Totals	0	229	30.2	30	1	25	25	
	Punt			Kickoff			Intercept	
Returns	No	Yds	Lg	No	Yds	Lg	No	Yds
Hogan, Gregory	0	0	0	3	46	22	0	0
Phipps, Jared	0	0	0	0	0	0	1	25
Totals	0	0	0	3	46	22	1	25

Field goals	Qtr	Time	Dist	Result
Davidson, P	2nd	00:00	35 yards	Good

Kickoffs	No.	Yards	Avg	TD	OB
Davidson, P	4	257	64.2	2	0

All-purpose	Run	Rcv	KR	PR	IR	Total
Taylor, Tyrian	0	110	0	0	0	110
Lott, Iziah	0	95	0	0	0	95
Hogan, Gregory	0	23	46	0	0	69
Scott, Jaleel	0	54	0	0	0	54

FUMBLES: NM State-Jeanty, Nick 1-1; Taylor, Tyrian 1-1. IDAHO-None.

IDAHO

Rushing	No.	Gain	Loss	Net	TD	Lg	Avg
Saunders, I	12	59	0	59	1	12	4.9
Duckworth, A	14	48	3	45	0	12	3.2
Linehan, Matt	4	30	2	28	1	17	7.0
Petrino, Mason	4	22	0	22	0	8	5.5
Brantley, D	5	17	0	17	1	5	3.4
Coman, Doug	2	2	0	2	0	2	1.0
Amos, Gunnar	1	0	4	-4	0	0	-4.0
Totals	42	178	9	169	3	17	4.0

Passing	C-A-I	Yds	TD	Long	Sack
Linehan, Matt	29-36-1	476	4	78	0
Amos, Gunnar	1-2-0	4	0	4	0
Petrino, Mason	1-1-0	2	0	2	0
Totals	31-39-1	482	4	78	0

Receiving	No.	Yards	TD	Long
Onunwor, A	9	117	1	58
Watson, Deon	6	129	1	48
Frysinger, J	4	102	1	78
Cowan, Trent	4	64	0	20
Mwhele, Reuben	4	29	0	12
Duckworth, A	3	37	1	19
Garner, Michael	1	4	0	4
Totals	31	482	4	78

Punting	No.	Yds	Avg	Long	In20	TD
Totals	0	0	0.0	0	0	0

Returns	Punt			Kickoff			Intercept		
	No	Yds	Lg	No	Yds	Lg	No	Yds	Lg
Onunwor, A	1	-1	0	0	0	0	0	0	0
Mwhele, Reuben	0	0	0	2	47	26	0	0	0
Totals	1	-1	0	2	47	26	0	0	0

Field goals	Qtr	Time	Dist	Result
Rehku, Austin	2nd	10:37	33 yards	Good
Rehku, Austin	2nd	01:08	37 yards	Good

Kickoffs	No.	Yards	Avg	TD	OB
Rehku, Austin	11	694	63.1	7	0

All-purpose	Run	Rcv	KR	PR	IR	Total
Watson, Deon	0	129	0	0	0	129
Onunwor, A	0	117	0	-1	0	116
Frysinger, J	0	102	0	0	0	102
Duckworth, A	45	37	0	0	0	82

Individual Statistics (Final)

2016 NM State Football

Georgia Southern vs NM State (Oct 22, 2016 at Las Cruces, NM)

Georgia Southern

Rushing	No.	Gain	Loss	Net	TD	Lg	Avg
K. Ellison	20	145	28	117	0	58	5.8
W. Fields	0	12	88	-76	0	19	-7.3
M. Breida	15	46	5	41	0	8	2.7
L. Ramsby	6	10	2	8	0	3	1.3
TEAM	4	0	7	-7	0	0	-1.8
Totals	57	289	42	247	0	58	4.3

Passing	C-A-I	Yds	TD	Long	Sack
S. Shuman	4-12-1	5	0	23	0
K. Ellison	7-8-1	101	2	42	2
Totals	11-20-2	157	2	42	2

Receiving	No.	Yards	TD	Long
K. Williams	2	42	0	21
B. Johnson	2	31	0	18
M. Johnson	2	8	0	9
M. Campbell	2	2	0	3
W. Fields	1	42	1	42
M. Jackson	1	23	0	23
M. Breida	1	9	1	9
Totals	11	157	2	42

Punting	No.	Yds	Avg	Long	In20	TD
M. Flynn	3	141	47.0	59	1	0
Totals	3	141	47.0	59	1	0

	Punt			Kickoff			Intercept		
Returns	No	Yds	Lg	No	Yds	Lg	No	Yds	Lg
M. Henry	0	0	0	3	50	33	0	0	0
J. Moon	0	0	0	0	0	0	1	19	19
Totals	0	0	0	3	50	33	1	19	19

Field goals	Qtr	Time	Dist	Result
Y. Koo	1st	09:43	25 yards	Good
Y. Koo	2nd	14:53	22 yards	Good
Y. Koo	3rd	00:59	29 yards	Good

Kickoffs	No.	Yards	Avg	TD	OB
T. Bass	6	391	65.2	3	1

All-purpose	Run	Rcv
-------------	-----	-----

## GAME SUMMARIES

Individual Statistics (Final)  
2016 NM State Football

## NM State vs Arkansas State (Nov 12, 2016 at Jonesboro, Arkansas)

## NM State

Rushing	No.	Gain	Loss	Net	TD	Lg	Avg
Rose III, Larry	25	176	8	168	1	27	6.7
Hall, Xavier	5	39	0	39	0	19	7.8
Wilcoxen, Tre	1	0	1	-1	0	0	-1.0
Rogers, Tyler	9	11	35	-24	0	6	-2.7
Totals	40	226	44	182	1	27	4.6

Passing	C-A-I	Yds	TD	Long	Sack
Rogers, Tyler	26-45-1	256	1	29	5
Wilcoxen, Tre	0-0-0	0	0	0	1
Totals	26-45-1	256	1	29	6

Receiving	No.	Yards	TD	Long
Clark, OJ	9	70	0	29
Lottie, Izaiah	6	51	0	16
Aganon, Josh	3	33	0	20
Rose III, Larry	2	31	0	20
Muse, Anthony	2	21	0	12
Hogan, Gregory	2	18	0	11
Boone, Johnathan	1	25	0	25
Scott, Jaleel	1	7	1	7
Totals	26	256	1	29

Punting	No.	Yds	Avg	Long	In20	TB
Theisler, Peyton	9	350	38.9	51	3	1
Totals	9	350	38.9	51	3	1

Returns	No	Yds	Lg	No	Yds	Lg	No	Yds	Lg
Girdy, Gamar	1	-2	0	0	0	0	0	0	0
Hogan, Gregory	0	0	0	2	30	18	0	0	0
Boone, Johnathan	0	0	0	2	35	18	0	0	0
Wright, Jaden	0	0	0	0	0	0	1	16	16
Totals	1	-2	0	4	65	18	1	16	16

Field goals	Qtr	Time	Dist	Result
Davidson, P	1st	05:18	37 yards	Good
Davidson, P	2nd	00:00	38 yards	Good

Kickoffs	No.	Yards	Avg	TB	OB
Davidson, P	4	223	55.8	2	0

All-purpose	Run	Rcv	KR	PR	IR	Total
Rose III, Larry	168	31	0	0	0	199
Clark, OJ	0	70	0	0	0	70
Boone, Johnathan	0	25	35	0	0	60
Lottie, Izaiah	0	51	0	0	0	51

FUMBLES: NM State-Hall, Xavier 1-0; Girdy, Gamar 1-1. Arkansas State-None.

## Arkansas State

Rushing	No.	Gain	Loss	Net	TD	Lg	Avg
Ward, Warren	13	95	4	91	2	46	7.0
White, Johnston	7	33	2	31	0	10	4.4
Voytik, Chad	8	28	2	26	0	8	3.2
Hansen, Justice	5	16	6	10	0	8	2.0
Jones, Jamal	2	6	0	6	0	6	3.0
Moragne, Logan	1	0	2	-2	0	0	-2.0
Rollins-Davis	2	0	2	-2	0	0	-1.0
Totals	38	178	18	160	2	46	4.2

Passing	C-A-I	Yds	TD	Long	Sack
Hansen, Justice	20-27-1	257	2	41	0
Echols-Luper, C	1-1-0	35	1	35	0
Voytik, Chad	1-1-0	1	0	1	0
Totals	22-29-1	293	3	41	0

Receiving	No.	Yards	TD	Long
Sanders, K.	6	101	2	41
Mack, Blake	2	46	1	35
Echols-Luper, C	2	31	0	22
Paschal, Dijon	2	19	0	12
Ward, Warren	2	14	0	10
Murray, Chris	2	13	0	9
White, Johnston	1	31	0	31
Rollins-Davis	1	26	0	26
McInnis, Justin	1	5	0	5
Stowers, S.	1	4	0	4
Bayless, Omar	1	2	0	2
Booker, C.	1	1	0	1
Totals	22	293	3	41

Punting	No.	Yds	Avg	Long	In20	TB
Foncham, Damon	6	233	38.8	52	2	0
Totals	6	233	38.8	52	2	0

Returns	No	Yds	Lg	No	Yds	Lg	No	Yds	Lg
Taylor, Blaise	3	14	11	0	0	0	0	0	0
Echols-Luper, C	1	7	7	0	0	0	0	0	0
Rollins-Davis	0	0	0	1	13	13	0	0	0
Hunter, Money	0	0	0	0	0	0	1	46	46
Totals	4	21	11	1	13	13	1	46	46

Field goals	Qtr	Time	Dist	Result
Houston, J.D.	4th	07:21	31 yards	Missed

Kickoffs	No.	Yards	Avg	TB	OB
Williams, S.	7	433	61.9	3	0

All-purpose	Run	Rcv	KR	PR	IR	Total
Ward, Warren	91	14	0	0	0	105
Sanders, K.	0	101	0	0	0	101
White, Johnston	31	31	0	0	0	62
Hunter, Money	0	0	0	0	46	46

Individual Statistics (Final)  
2016 NM State Football

## Appalachian State vs NM State (Nov 26, 2016 at Las Cruces, NM)

## Appalachian State

Rushing	No.	Gain	Loss	Net	TD	Lg	Avg
Cox, Marcus	16	143	3	140	0	47	8.8
Moore, Jalin	17	113	2	111	1	63	6.5
Lamb, Taylor	10	83	12	71	2	48	7.1
Evans, D.	2	34	0	34	0	24	17.0
Critchler, B.	1	28	0	28	0	28	28.0
Easter, Jake	1	2	0	2	0	2	2.0
TEAM	1	0	2	-2	0	0	-2.0
Totals	48	403	19	384	3	63	8.0

Passing	C-A-I	Yds	TD	Long	Sack
Lamb, Taylor	20-28-0	220	1	42	1
Totals	20-28-0	220	1	42	1

Receiving	No.	Yards	TD	Long
Capel, Jaquill	5	52	0	24
Lewis, Ike	5	36	0	10
Meadors, S.	4	72	1	42
Burns, Barrett	2	23	0	19
Letman, Zy	1	19	0	19
Jones, Dante	1	10	0	10
Cox, Marcus	1	7	0	7
Evans, D.	1	1	0	0
Totals	20	220	1	42

Punting	No.	Yds	Avg	Long	In20	TB
Critchler, B.	1	53	53.0	53	1	0
Totals	1	53	53.0	53	1	0

Returns	No	Yds	Lg	No	Yds	Lg	No	Yds	Lg
Duck, Clifton	3	11	10	0	0	0	0	0	0
Williams, Mondo	0	0	0	0	0	0	1	0	0
Thomas, Josh	0	0	0	0	0	0	1	0	0
Totals	3	11	10	0	0	0	2	0	0

Field goals	Qtr	Time	Dist	Result
Rubino, Michael	1st	11:51	20 yards	Good
Rubino, Michael	2nd	14:48	45 yards	Missed
Rubino, Michael	2nd	00:37	31 yards	Good
Rubino, Michael	3rd	08:46	27 yards	Good

Kickoffs	No.	Yards	Avg	TB	OB
Critchler, B.	8	520	65.0	8	0

All-purpose	Run	Rcv	KR	PR	IR	Total
Cox, Marcus	140	7	0	0	0	147
Moore, Jalin	111	0	0	0	0	111
Meadors, S.	0	72	0	0	0	72
Lamb, Taylor	71	0	0	0	0	71

FUMBLES: Appalachian State-Evans, D. 1-1. NM State-None.

## NM State

Rushing	No.	Gain	Loss	Net	TD	Lg	Avg
Cramer, Conner	9	78	4	74	0	23	8.2
Hall, Xavier	5	37	0	37	0	12	7.4
Rose III, Larry	11	40	6	34	0	7	3.1
Huntley, Jason	1	5	0	5	0	5	5.0
Jeanty, Nick	2	0	2	-2	0	0	-1.0
Totals	28	160	12	148	0	23	5.3

Passing	C-A-I	Yds	TD	Long	Sack
Cramer, Conner	10-24-2	93	1	54	1
Jeanty, Nick	2-3-0	-1	0	0	1
Totals	12-27-2	92	1	54	2

Receiving	No.	Yards	TD	Long
Taylor, Tyrian	3	59	1	54
Boone, Johnathan	2	19	0	11
Scott, Jaleel	2	6	0	5
Rose III, Larry	2	-1	0	0
Muse, Anthony	1	8	0	8
Hall, Xavier	1	2	0	2
Caldwell, Royce	1	-1	0	0
Totals	12	92	1	54

Punting	No.	Yds	Avg	Long	In20	TB
Theisler, Peyton	7	263	37.6	52	0	0
Totals	7	263	37.6	52	0	0

Returns	No	Yds	Lg	No	Yds	Lg	No	Yds	Lg
Totals	0	0	0	0	0	0	0	0	0

Field goals	Qtr	Time	Dist	Result
-------------	-----	------	------	--------

Kickoffs	No.	Yards	Avg	TB	OB
Davidson, P	2	126	63.0	1	1

All-purpose	Run	Rcv	KR	PR	IR	Total
Cramer, Conner	74	0	0	0	0	74
Taylor, Tyrian	0	59	0	0	0	59
Hall, Xavier	37	2	0	0	0	39
Rose III, Larry	34	-1	0	0	0	33

## CAREER RECORDS

## Rushing

YARDS					
RK.	PLAYER	YEARS	ATT.	AVG.	YDS
1.	Dennis Manns	1995-98	889	5.3	4,692
2.	Ron "Po" James	1968-71	817	4.8	3,885
3.	Larry Rose III	2014-Pres.	563	6.1	3,448
4.	James Pilot	1961-63	490	6.1	2,971
5.	Jim Bohl	1964-66	492	5.8	2,858
6.	James Hebert	1981-84	486	5.0	2,447
7.	Joe Kelly	1955-58	458	4.7	2,141
8.	Kenton Keith	1998-01	371	5.8	2,134
9.	Kim Locklin	1981-84	439	4.8	2,119
10.	Anthony Singleton	1986-89	420	4.4	1,858

## CARRIES

RK.	PLAYER	YEARS	YDS	AVG.	ATT.
1.	Dennis Manns	1995-98	4,692	5.3	889
2.	Ron "Po" James	1968-71	3,885	4.8	817
3.	Larry Rose III	2014-Pres.	3,448	6.1	563
4.	Jim Bohl	1964-66	2,858	5.8	492
5.	James Pilot	1961-63	2,971	6.1	490
6.	James Hebert	1981-84	2,447	5.0	486
7.	Joe Kelly	1955-58	2,141	4.7	458
8.	Justine Buries	2004-07	1,753	3.9	452
9.	Kim Locklin	1981-84	2,119	4.8	439
10.	Anthony Singleton	1986-89	1,858	4.4	420

## TOUCHDOWNS

RK.	PLAYER	YEARS	ATT.	YDS	TD
1.	James Pilot	1961-63	490	2,971	37
2.	Ron "Po" James	1968-71	817	3,885	33
3.	Bob Gaiters	1959-60	202	1,828	31
4.	Larry Rose III	2014-Pres.	563	3,448	25
	Jim Bohl	1964-66	492	2,858	24
5.	Dennis Manns	1995-98	889	4,682	23
	Jim Germany	1972-74	356	1,823	23
8.	Kim Locklin	1981-84	439	2,119	20
	Paul Dombrowski	2002-05	351	1,446	20
10.	Pervis Atkins	1958-60	195	1,582	19

## Passing

YARDS					
RK.	PLAYER	YEARS	ATT.	COMP.	YDS
1.	Chase Holbrook	06-08	1,567	1,087	11,846
2.	Cody Ledbetter	91-95	1,039	556	7,480
3.	Tyler Rogers	14-Pres.	965	560	6,341
4.	Joe Pisarcik	71-73	938	446	5,770
5.	K.C. Enzminger	98-01	769	373	5,416
6.	Buck Pierce	01-04	599	397	4,927
7.	Jamie McAlister	79-82	828	415	4,864
8.	Andrew Manley	10-12	614	332	4,260
9.	Charley Johnson	58-60	577	311	4,144
10.	Phil Vinson	86-89	811	364	4,090

## ATTEMPTS

RK.	PLAYER	YEARS	COMP.	YDS	ATT.
1.	Chase Holbrook	06-08	1,087	11,846	1,567
2.	Cody Ledbetter	91-95	556	7,480	1,039
3.	Tyler Rogers	14-Pres.	560	6,341	965
4.	Joe Pisarcik	71-73	446	5,770	938
5.	Jamie McAlister	79-82	415	4,864	828
6.	Phil Vinson	86-89	365	4,090	811
7.	K.C. Enzminger	98-01	373	5,416	769
8.	Sal Olivas	64-67	292	4,003	639
9.	Jim Miller	84-87	320	3,517	628
10.	Ty Houghtaling	96-99	304	4,072	615

## COMPLETIONS

RK.	PLAYER	YEARS	ATT.	YARDS	COMP.
1.	Chase Holbrook	06-08	1,567	11,846	1,087
2.	Tyler Rogers	14-Pres.	965	6,341	560
3.	Cody Ledbetter	91-95	1,039	7,480	556
4.	Joe Pisarcik	71-73	938	5,770	446
5.	Jamie McAlister	79-82	828	4,864	415

6.	Buck Pierce	01-04	599	4,927	397
7.	K.C. Enzminger	98-01	769	5,416	373
9.	Phil Vinson	86-89	811	4,090	364
9.	Andrew Manley	10-12	614	4,260	332
10.	Jim Miller	84-87	628	3,517	320

## TOUCHDOWNS

RK.	PLAYER	YEARS	COMP.	ATT.	YDS.	TD
1.	Chase Holbrook	06-08	1,087	1,567	11,846	85
2.	Cody Ledbetter	91-95	556	1,039	7,480	55
3.	Tyler Rogers	14-Pres.	560	965	6,341	42
4.	Sal Olivas	64-67	292	639	4,003	40
	Charley Johnson	58-60	311	577	4,144	40
6.	K.C. Enzminger	98-01	373	769	5,416	39
7.	Jamie McAlister	79-82	415	828	4,864	36
	Ty Houghtaling	96-99	296	604	3,966	31
9.	Joe Pisarcik	71-73	446	938	5,770	30
	Buck Pierce	01-04	397	599	4,927	30

## Receiving

Rk.	Player	Years	Rec.	Yards
1.	Chris Williams	2005-08	246	3,555
2.	Lucious Davis	1992-95	147	2,769
3.	Duane Gregory	1994-97	181	2,641
4.	A.J. Harris	2005-08	269	2,561
5.	Austin Franklin	2011-13	160	2,439
6.	Ryan Shaw	1996-99	153	2,315
7.	Derek Dubois	2005-07	136	1,881
8.	Alvin Warren	1987-90	130	1,780
9.	P.J. Winston	1999-02	120	1,724
10.	Hank Cook	1972-73	109	1,722

## RECEPTIONS

Rk.	Player	Years	Yards	Avg.	Rec.
1.	A.J. Harris	2005-08	2,561	9.5	269
2.	Chris Williams	2005-08	3,555	14.5	246
3.	Duane Gregory	1994-97	2,641	14.6	181
4.	Austin Franklin	2011-13	2,439	15.2	160
5.	Ryan Shaw	1996-99	2,315	15.1	153
6.	Lucious Davis	1992-95	2,769	18.8	147
7.	Derek Dubois	2005-07	1,881	13.8	136
8.	Brandon Allen	2004-07	1,288	9.8	132
9.	Alvin Warren	1987-90	1,780	13.7	130
10.	Tedrick Morgan	2014-15	1,454	12.1	120
	P.J. Winston	1999-02	1,724	14.4	120

## TOUCHDOWNS

Rk.	Player	Years	Rec.	TD
1.	Chris Williams	2005-08	246	32
2.	Lucious Davis	1992-95	147	31
3.	Ryan Shaw	1996-99	153	22
4.	Austin Franklin	2011-13	160	19
5.	A.J. Harris	2005-08	269	16
6.	Mike Carroll	1965-67	53	15
7.	David Patterson	1995-98	94	14
	Duane Gregory	1994-97	181	14
	Derek Dubois	2005-07	132	14
10.	Atlas Reagor	1991-92	69	13
--	Greg Hogan	2013-Pres.	77	11

## Total Offense

Rk.	Player	Years	Plays	Yds.
1.	C. Holbrook	06-08	1,783	11,557
2.	C. Ledbetter	91-95	1,362	8,207
3.	Tyler Rogers	14-Pres.	1,180	6,954
4.	K.C. Enzminger	98-01	1,170	6,776
5.	B. Pierce	01-04	840	5,661
6.	J. Pisarcik	71-73	1,098	5,582
7.	J. McAlister	79-82	1,149	4,890
8.	Ty Houghtaling	96-99	817	4,778
9.	D. Manns	95-98	890	4,742
10.	C. Johnson	58-60	811	4,612

## TOUCHDOWNS

RK.	PLAYER	YEARS	RUSH	PASS	TD
1.	Chase Holbrook	06-08	8	85	93
2.	Cody Ledbetter	91-95	13	55	68
3.	K.C. Enzminger	98-00	16	39	55
4.	Tyler Rogers	14-Pres.	7	42	50
5.	Sal Olivas	65-67	9	40	49
6.	Buck Pierce	01-04	14	30	44
7.	Charley Johnson	58-60	3	40	43
8.	Jamie McAlister	79-82	4	36	40
9.	James Pilot	61-63	37	0	37
	Ty Houghtaling	96-99	6	31	37

## All-Purpose

RK.	PLAYER	YEARS	RUSH	REC.	RET.	YDS
1.	Ron "Po" James	68-71	3,885	207	1,865	5,957
2.	Dennis Manns	95-98	4,692	620	384	5,696
3.	Chris Williams	05-08	100	3,555	400	4,985
4.	Taveon Rogers	10-11	44	1,326	2,728	4,098
5.	Larry Rose III	14-Pres.	3,448	612	0	4,060
6.	James Pilot	61-63	2,971	46	789	3,806
7.	Jim Bohl	64-66	2,858	259	609	3,726
8.	Kim Locklin	81-84	2,119	772	703	3,594
9.	Pervis Atkins	59-60	1,582	769	1,062	3,413
10.	Durriel Harris	72-75	487	1,562	1,227	3,276

## Scoring

## POINTS

RK.	PLAYER	YEARS	TD	FG	PAT	TP
1.	Dario Aguiniga	2000-03	0	47	121	261
2.	Ron "Po" James	1968-71	34	4	30	246
3.	James Pilot	1959-62	38	0	*7	242
4.	Bubba Culin	1992-95	0	31	128	221
5.	Chris Williams	2005-08	35	0	0	210
6.	Bob Gaiters	1959-60	32	0	11	203
7.	Skip Vernon	1975-78	0	39	85	202
8.	Pervis Atkins	1959-60	29	0	*12	187
9.	Lucious Davis	1993-95	31	0	0	186
10.	Larry Rose III	2014-Pres.	28	0	0	168

\*2-point conversions

## PAT Kicks

## MADE

RK.	PLAYER	YEARS	PCT.	ATT.	MD.
1.	Bubba Culin	1992-95	.928	138	128
2.	Dario Aguiniga	2000-03	.923	131	121
3.	Al Gonzales	1965-67	.903	104	94
4.	Nick Cecava	1996-99	.914	94	86
5.	Skip Vernon	1975-78	.977	87	85
6.	Maxwell Johnson	2012-14	.951	81	77
7.	Tyler Stampler	2010-12	.933	76	71
8.	Andy Weiler	1983-85	.970	66	64
9.	Parker Davidson	2015-Pres.	.849	73	62
10.	Pat McTeer	1969-71	.935	62	58

## Field Goals

## MADE

RK.	PLAYER	YEARS	FGA	FGM
1.	Dario Aguiniga	2000-03	76	47
2.	Dat Ly	1987-90	57	40
3.	Skip Vernon	1975-78	64	39
4.	Andy Weiler	1983-85	54	32
5.	Bubba Culin	1992-95	50	31
6.	Nick Cecava	1996-99	39	27
7.	Tyler Stampler	2010-12	35	25
	Parker Davidson	2015-Pres.	36	25
9.	Maxwell Johnson	2012-14	26	17
10.	Kyle Hughes	2008-09	26	16

SINGLE-SEASON RECORDS

Rushing					
YARDS					
RK.	PLAYER	YEAR	ATT.	AVG.	YARDS
1.	Larry Rose III	2015	240	6.9	1,651
2.	Dennis Manns	1998	269	5.5	1,469
3.	Bob Gaiters	1960	197	6.8	1,338
4.	Ron "Po" James	1968	225	5.7	1,291
5.	James Pilot	1961	191	6.7	1,278
6.	James Pilot	1962	208	6.0	1,247
7.	Jim Bohl	1965	184	6.5	1,192
8.	Ron "Po" James	1969	257	4.6	1,182
9.	Jim Bohl	1966	218	5.3	1,148
10.	Chris Barnes	2000	171	6.6	1,131

CARRIES					
RK.	PLAYER	YEAR	AVG.	YARDS	ATT.
1.	Dennis Manns	1998	5.5	1,469	269
	Dennis Manns	1996	4.0	1,086	269
3.	Ron "Po" James	1969	4.6	1,182	257
4.	Seth Smith	2009	4.1	1,016	246
5.	Larry Rose III	2015	6.9	1,651	240
6.	Ron "Po" James	1968	5.7	1,291	225
7.	Kenny Turner	2011	4.9	1,074	219
8.	Jim Bohl	1966	5.3	1,148	218
9.	Troy Dublin	1993	4.1	856	208
	James Pilot	1962	6.0	1,247	208

TOUCHDOWNS					
RK.	PLAYER	YEAR	ATT.	YARDS	TD
1.	Bob Gaiters	1960	197	1,338	23
2.	James Pilot	1961	191	1,278	20
3.	James Pilot	1962	208	1,247	15
4.	Larry Rose III	2015	240	1,651	14
	Jim Germany	1974	202	1,096	14
	Pervis Atkins	1959	130	971	14
7.	Jim Bohl	1966	218	1,148	13
8.	Ron "Po" James	1968	225	1,291	12
9.	Lawrence Truehill	1992	146	593	11
	Kenton Keith	2001	183	839	11

Passing					
YARDS					
RK.	PLAYER	YEAR	ATT.	COMP.	YDS
1.	Chase Holbrook	2006	566	396	4,619
2.	Chase Holbrook	2007	543	381	3,866
3.	Cody Ledbetter	1995	453	259	3,501
4.	Chase Holbrook	2008	457	309	3,361
5.	Charles Puleri	1992	349	189	2,788
6.	Tyler Rogers	2014	436	268	2,779
7.	Andrew Manley	2012	384	207	2,764
8.	Tyler Rogers	2016	394	220	2,588
9.	David Spriggs	1978	318	170	2,574
10.	Andrew McDonald	2013	350	233	2,497

ATTEMPTS					
RK.	PLAYER	YEAR	YDS	COMP.	ATT.
1.	Chase Holbrook	2006	4,619	396	566
2.	Chase Holbrook	2007	3,866	381	543
3.	Chase Holbrook	2008	3,361	309	457
4.	Cody Ledbetter	1995	3,501	259	453
5.	Tyler Rogers	2014	2,779	268	436
6.	Tyler Rogers	2016	2,558	220	394
7.	Joe Pisarcik	1972	2,179	183	384
	Andrew Manley	2012	2,764	207	384
9.	David Chisum	1990	2,277	187	374
10.	Andrew Manley	2012	2,516	191	355

COMPLETIONS					
RK.	PLAYER	YEAR	YDS	ATT.	COMP.
1.	Chase Holbrook	2006	4,619	566	396
2.	Chase Holbrook	2007	3,866	543	381
3.	Chase Holbrook	2008	3,361	457	309
4.	Tyler Rogers	2014	2,779	436	268
5.	Cody Ledbetter	1995	3,501	453	259

6.	Andrew McDonald	2013	2,497	350	233
7.	Tyler Rogers	2016	2,588	394	220
8.	Andrew Manley	2012	2,764	384	207
9.	Royal Gill	2005	1,930	328	195
10.	Buck Pierce	2004	2,253	285	191

TOUCHDOWNS						
RK.	PLAYER	YEAR	ATT.	COMP.	YDS.	TD
1.	Chase Holbrook	2006	566	396	4,619	34
2.	Cody Ledbetter	1995	453	259	3,501	30
3.	Chase Holbrook	2007	543	381	3,866	26
4.	Chase Holbrook	2008	457	309	3,361	25
5.	Ty Houghtaling	1998	267	130	1,829	20
6.	Sal Olivas	1967	321	155	2,225	19
	<b>Tyler Rogers</b>	<b>2014</b>	<b>436</b>	<b>268</b>	<b>2,779</b>	<b>19</b>
8.	Charley Johnson	1959	199	105	1,449	18
	Andrew Manley	2012	384	207	2,764	18
10.	Sal Olivas	1966	173	83	1,154	17
	David Spriggs	1978	318	170	2,574	17
--	<b>Tyler Rogers</b>	<b>2016</b>	<b>394</b>	<b>220</b>	<b>2,588</b>	<b>16</b>

Receiving					
YARDS					
RK.	PLAYER	YEAR	REC.	AVG.	YDS
1.	Chris Williams	2006	92	15.5	1,425
2.	Chris Williams	2008	86	14.8	1,271
3.	Austin Franklin	2012	74	16.8	1,245
4.	Hank Cook	1973	65	17.1	1,111
5.	Taveon Rogers	2011	59	17.8	1,048
6.	Lucious Davis	1995	57	17.9	1,018
7.	Lucious Davis	1994	54	18.2	985
8.	Taveon Rogers	2011	53	18.4	975
9.	Ronshay Jenkins	2003	57	16.3	928
10.	Jeff Evans	1978	48	19.3	926

RECEPTIONS					
RK.	PLAYER	YEAR	YARDS	AVG.	REC.
1.	Chris Williams	2006	1,425	15.5	92
2.	Chris Williams	2008	1,271	14.8	86
3.	A.J. Harris	2007	611	7.5	81
4.	Paul Dombrowski	2005	798	10.2	78
	A.J. Harris	2008	713	9.1	78
6.	Teldrick Morgan	2014	903	12.0	75
7.	Austin Franklin	2012	1,245	16.8	74
8.	A.J. Harris	2006	789	11.1	71
9.	Duane Gregory	1996	890	13.1	68
10.	Hank Cook	1973	1,111	17.1	65

TOUCHDOWNS						
RK.	PLAYER	YEAR	REC.	YARDS	AVG.	TD
1.	Ryan Shaw	1998	43	672	15.6	13
2.	Lucious Davis	1995	57	1,018	17.9	12
	Chris Williams	2006	92	1,425	15.5	12
4.	Lucious Davis	1994	54	985	18.2	11
	Chris Williams	2007	56	772	13.8	11
6.	Taveon Rogers	2011	59	1,048	17.8	9
	Mike Carroll	1966	15	431	28.7	9
	Chris Williams	2008	86	1,271	14.8	9
	Marcus Anderson	2008	46	594	12.9	9
	Austin Franklin	2012	69	1,154	16.7	9

Total Offense					
YARDS					
RK.	PLAYER	YEAR	RUSH	PASS	TOTAL
1.	Chase Holbrook	2006	-78	4,619	4,541
2.	Chase Holbrook	2007	5	3,866	3,871
3.	Cody Ledbetter	1995	223	3,501	3,724
4.	Chase Holbrook	2008	-196	3,361	3,165
5.	<b>Tyler Rogers</b>	<b>2014</b>	<b>200</b>	<b>2,779</b>	<b>2,979</b>
6.	David Spriggs	1978	244	2,558	2,802
7.	Andrew McDonald	2013	256	2,497	2,753
8.	Charles Puleri	1992	-157	2,788	2,631
9.	Andrew Manley	2012	-194	2,764	2,570
10	Matt Christian	2011	295	2,158	2,453

TOUCHDOWNS					
RK.	PLAYER	YEAR	RUSH	PASS	TD
1.	Chase Holbrook	2006	4	34	38
2.	Cody Ledbetter	1995	2	30	32
3.	Chase Holbrook	2007	2	26	28
4.	Chase Holbrook	2008	2	25	27
5.	Bob Gaiters	1960	23	0	23
6.	Sal Olivas	1967	3	19	22
	K.C. Enzinger	1999	8	14	22
8.	Tyler Rogers	2014	2	19	21
	James Pilot	1961	21	0	21
	Ty Houghtaling	1998	1	20	21

All Purpose

YARDS			YEARS			YDS
RK.	PLAYER	YEAR	YEARS	YDS		
1.	Taveon Rogers	2011	2,356			
2.	Larry Rose III	2015	1,934			
3.	Chris Williams	2006	1,861			
4.	Pervis Atkins	1959	1,800			
5.	Chris Williams	2008	1,785			
6.	Taveon Rogers	2010	1,742			
7.	Ron "Po" James	1968	1,685			
8.	Dennis Manns	1995	1,683			
9.	Austin Franklin	2012	1,627			
10.	James Pilot	1961	1,620			

Scoring

POINTS						
RK.	PLAYER	YEAR	TD	FG	PAT	TP
1.	Bob Gaiters	1960	23	0	7	145
2.	James Pilot	1961	21	0	*6	138
3.	Pervis Atkins	1959	17	0	5	107
4.	Jim Bohl	1966	15	0	6	96
5.	James Pilot	1962	15	0	*1	92
6.	Jim Germany	1974	14	0	2	86
7.	Larry Rose III	2015	14	0	0	84
	Ryan Shaw	1998	13	0	*3	84
	Doug Dalton	1967	14	0	0	84
10.	Dario Aguiniga	2002	0	17	32	83

\* - 2-point conversions

PAT KICKS

POINTS					
RK.	PLAYER	YEAR	PCT.	ATT.	MADE
1.	Bubba Culin	1995	.867	45	39
2.	Pete Smolanovich	1961	.974	39	38
3.	Al Gonzales	1967	.902	41	37
	Maxwell Johnson	2014	.974	38	37
	Parker Davidson	2015	.860	43	37
6.	Nick Cecava	1999	.946	37	35
7.	Dario Aguiniga	2000	.895	38	34
	Tyler Stamper	2011	.895	38	34
9.	Bubba Culin	1992	.917	36	33
	Kyle Hughes	2008	1.000	33	33

Field Goals

MADE					
RK.	PLAYER	YEAR	PCT.	FGA	FGM
1.	Dat Ly	1988	.810	21	17
2.	Tyler Stampler	2010	.842	19	16
3.	Andy Weiler	1985	.700	20	14
4.	Nick Cecava	1998	.929	14	13
5.	Dat Ly	1989	.632	19	12
	Skip Vernon	1976	.632	19	12
	Ryan Guardia	2004	.667	18	12
	Paul Young	2007	.667	18	12
9.	Andy Weiler	1983	.500	22	11
10.	Dat Ly	1990	.769	13	10
	Skip Vernon	1978	.769	13	10
	Earl Sark	1972	.588	17	10
	Maxwell Johnson	2013	.833	12	10
	Parker Davidson	2015	.588	17	10



## SINGLE-GAME RECORDS

## Rushing

## 100-Yard Rushing Leaders

Yds	Player	Year
24	Dennis Manns	1995-98
20	Ron "Po" James	1968-71
13	Jim Bohl	1964-66
12	Larry Rose III	2014-pres.
12	James Pilot	1961-63
11	Bob Gaiters	1959-60
10	James Hebert	1981-84
7	Jim Germany	1972-74
7	Doug Dalton	1964-67
6	Chris Barnes	1999-00
6	Kim Locklin	1981-84
6	Kenny Turner	2010-11

## Carries

Rk.	No.	Player	Opponent	Date	Yds.
1.	45	James Pilot	vs. Hardin-Simmons	11-25-61	319
2.	43	Eric Higgins	at ULM-Monroe	10-25-03	218
3.	40	Ron "Po" James	vs. Wichita State	11-9-68	256
4.	38	Ron "Po" James	vs. Howard Payne	9-20-69	180
5.	35	Seth Smith	at Boise State	12-5-09	114
6.	35	Ron "Po" James	at UTEP	11-8-69	163
7.	35	Larry Rose III	vs. ULM	11-22-14	229
8.	34	Ron "Po" James	at W. Texas State	11-2-68	160
9.	33	Marvin Johnson	at Kansas	10-1-88	177
	33	Doug Dalton	at Wichita State	10-14-67	213

## Top-10 Rushing Games

Yds.	Player	Opponent	Date	Carries
319	James Pilot	Hardin-Simmons	11-25-61	45
262	James Pilot	North Texas	10-27-62	22
260	Larry Rose III	at New Mexico	10-3-15	21
256	Ron "Po" James	Wichita St.	11-9-68	34
252	Jim Bohl	E. New Mexico	10-30-65	31
237	Pervis Atkins	New Mexico	11-28-59	19
233	Chris Barnes	Tulsa	10-14-00	21
229	Larry Rose III	ULM	11-22-14	35
228	Jim Germany	Drake	10-26-74	32
221	Dennis Manns	CS Northridge	9-13-97	31
218	Eric Higgins	ULM	10-25-03	43

## Passing

## Top-10 Passing Yards (250+)

Yds	Player	Opponent	Date	Additional
546	Cody Ledbetter	at UNLV	11-18-95	34 of 56, 4 TD
536	David Spriggs	at S. Illinois	9-30-78	31 of 59, 4 TD
529	Chase Holbrook	Boise State	10-15-06	50 of 66, 2 TD
514	Chase Holbrook	LA Tech	12-2-06	42 to 55, 3 TD
506	Chase Holbrook	at UTEP	9-30-06	48 of 73, 4 TD
486	Chase Holbrook	LA Tech	11-22-08	45 of 60, 4 TD
475	Chase Holbrook	New Mexico	9-9-06	38 of 58, 4 TD
473	Chase Holbrook	at New Mexico	9-8-07	47 of 63, 4 TD
450	Chad Salisbury	Boise State	11-16-96	34 of 51, 2 TD
445	Tyler Rogers	Georgia State	9-12-15	31 of 55, 3 TD
445	Tyler Rogers	Troy	9-24-16	29 of 54, 1 TD

## 200-Yard Passing Game Leaders

No.	Player	Years
31	Chase Holbrook	2006-08
19	Cody Ledbetter	1991, 1993-95
15	Tyler Rogers	2014-Pres
13	Andrew Manley	2010-12
11	Joe Pisarcik	1971-73
11	Buck Pierce	2001-04
9	Charles Puleri	1991-92
9	Charley Johnson	1958-60
9	Matt Christian	2010-11
8	David Chisum	1990-91
8	Jim Miller	1984-87
8	Jamie McAlister	1979-82

## 300-Yard Passing Game Leaders

24	Chase Holbrook	2006-08
9	Cody Ledbetter	1991, 1993-95
8	Tyler Rogers	2014-Pres
6	Charles Puleri	1991-92
3	Jamie McAlister	1979-82
3	Buck Pierce	2001-04
3	Royal Gill	2005
3	Andrew Manley	2010-12
2	Andrew Allen	2014-15
2	Phil Vinson	1986-89
2	Jim Miller	1984-87
2	David Spriggs	1977-78
2	Sal Olivas	1965-67
2	Matt Christian	2010-11
2	Andrew McDonald	2012-13

## Receiving

## Pass Receptions

No	Player	Opponent	Date	Yds
16	Paul Dombrowski	at SJSU	11-19-05	133
15	Jeff Evans	at S. Illinois	9-30-78	310
13	Austin Franklin	at Louisiana	11-2-13	140
13	Chris Williams	vs. Boise State	10-15-06	191
13	Duane Gregory	at Idaho	11-9-96	146
12	Chris Williams	vs. SJSU	10-18-08	146
12	Chris Williams	vs. LA Tech	12-2-06	140
12	Ryan Shaw	at Idaho	11-14-98	180
12	A.J. Harris	vs. Utah State	11-17-07	68

## Top-10 Receiving Yardage (100+)

310	Jeff Evans	at SIU	9-30-78	15 rec., 2 TD
240	Ryan Shaw	Boise State	11-7-98	9 rec., 3 TD
236	Austin Franklin	Sac. State	8-30-12	8 rec., 2 TD
221	Chris Williams	UTEP	9-15-07	9 rec., 2 TD
221	Chris Williams	Hawai'i	11-8-08	7 rec., 3 TD
206	Tyrian Taylor	Georgia State	9-12-15	10 rec., 2 TD
203	Taveon Rogers	Nevada	10-29-11	7 rec., 3 TD
202	Lucious Davis	UNLV	10-30-93	9 rec., 4 TD
202	Teldrick Morgan	UTEP	9-13-14	8 rec., 1 TD
200	Ronshay Jenkins	New Mexico	9-27-03	8 rec., 2 TD

## 100-Yard Receiving Leaders

No.	Player	Years
18	Chris Williams	2005-08
11	Lucious Davis	1993-95
10	Austin Franklin	2011-13
7	Ryan Shaw	1996-99
7	Hank Cook	1972-73
6	Duane Gregory	1994-97
5	Teldrick Morgan	2014-15
5	David Patterson	1995-98

## All-Purpose

## Yardage

Yds.	Player	Opponent	Date	Additional Stats
412	Taveon Rogers	Fresno State	11-12-11	246 kor./166 rec.
365	Ron "Po" James	Wichita State	11-9-68	256 rush./109 kor
348	Taveon Rogers	Nevada	10-29-11	145 kor./203 rec.
342	Jeff Evans	at SIU	9-30-78	318 rec./24 kor
341	James Pilot	North Texas	10-20-62	262 rush./79 kor
333	James Pilot	Hardin-Simmons	11-25-61	319 rush./14 kor
315	Jim Bohl	North Texas	11-20-65	232 r/72 rec./11 kor
294	Ron "Po" James	at UTEP	11-8-69	163 r/10 rec./121 kor
292	Larry Rose III	at Texas State	11-7-15	207 rush./85 rec.
283	Bryan Love	at New Mexico	9-7-88	98 rec./185 kor
283	Jim Bohl	Eastern NM	10-30-65	252 r/8 rec./23 kor
280	Ralph Brown	W. Texas State	11-6-71	170 r/71 rec./91 kor

## Total Offense

Yds.	Player	Opp.	Date	Rush/Pass
559	C. Ledbetter	at UNLV	11-18-95	13/546
518	C. Holbrook	vs. LA Tech	12-2-06	4/514
517	C. Holbrook	vs. Boise State	10-15-06	-12/529
510	D. Spriggs	at So. Illinois	9-30-78	-26/536
482	C. Holbrook	at UTEP	9-30-06	-24/506
467	M. Christian	vs Nevada	10-29-11	35/432
463	C. Holbrook	at New Mexico	9-8-07	-10/473
453	C. Holbrook	vs. New Mexico	9-9-06	-22/475
443	T. Rogers	vs. Georgia St.	9-12-15	-2/445
440	P. Vinson	at LBSU	10-7-89	35/405

INDIVIDUAL CAREER-HIGHS

**#1 JACOB NWANGWA**

Tackles.....19, vs. UL-Lafayette (Oct. 1, 2016)  
Tackles For Loss.....1.5, at Arkansas State (Nov. 12, 2016)  
Forced Fumbles.....1, at Texas A&M (Oct. 29, 2016)  
Fumble Recoveries.....1, 3x, last vs. Texas State (Nov. 19, 2016)  
Interceptions.....2, at Texas State (Nov. 7, 2015)  
Touchdowns.....1, vs. UTEP (Sept. 19, 2015)  
Sacks.....1, vs. UL-Lafayette

**#1 ROYCE CALDWELL**

Rushing Attempts.....4, vs. New Mexico (Sept. 10, 2016)  
Rushing Yards.....20, vs. New Mexico (Sept. 10, 2016)  
Long Rush.....17, vs. New Mexico (Sept. 10, 2016)  
Receptions.....5, at Texas State (Nov. 7, 2015)  
Receiving Yards.....73, vs. Idaho (Oct. 31, 2015)  
Receiving TDs.....1, vs. Texas State (Nov. 19, 2016)  
Long Reception.....61, 2x, last vs. Idaho (Oct. 31, 2015)  
Kickoff Returns.....7, at UL-Lafayette (Nov. 21, 2015)  
Kickoff Return Yards.....81, at UL-Lafayette (Nov. 21, 2015)  
Long Kickoff Return.....21, at No. 13 Ole Miss (Oct. 10, 2015)

**#2 GREG HOGAN**

Receptions.....11, vs. UL-Lafayette (Oct. 1, 2016)  
Receiving Yards.....172, vs. UL-Lafayette (Oct. 1, 2016)  
Receiving TDs.....3, at Arkansas State (Nov. 29, 2014)  
Long Reception.....60, at Arkansas State (Nov. 28, 2015)  
All-Purpose Yards.....211, vs. UL-Lafayette (Oct. 1, 2016)  
Punt Returns.....4, Cal Poly (Aug. 28, 2014)  
Punt Return Yards.....16, Cal Poly (Aug. 28, 2014)  
Kick Returns.....5, at Idaho (Oct. 18, 2014)  
Kick Return Yards.....90, at Georgia State (Sept. 6, 2014)  
Tackles.....1, at Troy (Sept. 24, 2016)

**#2 TERRILL HANKS**

Tackles.....15, vs. New Mexico (Sept. 10, 2016)  
Tackles for Loss.....3.5, at UTEP (Sept. 3, 2016)  
Sacks.....1, at Florida (Sept. 5, 2015)  
Forced Fumbles.....1, 3x, last at Kentucky (Sept. 17, 2016)  
Fumbles Recovered.....1, 2x, last vs. Texas State (Nov. 19, 2016)  
Pass Breakups.....1, 4x, last vs. Texas State (Nov. 19, 2016)  
Interception.....1, 5x, last vs. Texas State (Nov. 19, 2016)

**#3 LARRY ROSE III**

Rushing Attempts.....35, Louisiana-Monroe (Nov. 22, 2014)  
Rushing Yards.....260, at New Mexico (Oct. 3, 2015)  
Rushing TDs.....4, vs. Idaho (Oct. 31, 2015)  
Receptions.....5, 3x, last vs. Texas A&M (Oct. 29, 2015)  
Receiving Yards.....85, at Texas State (Nov. 7, 2015)  
Long Reception.....77, at Texas State (Nov. 7, 2015)  
Receiving TDs.....1, 3x, last at Texas State (Nov. 7, 2015)  
Total Offense Attempts.....35, Louisiana-Monroe (Nov. 22, 2014)  
Total Offense Yards.....260, at New Mexico (Oct. 3, 2015)  
All-Purpose Yards.....292, at Texas State (Nov. 7, 2015)  
Tackles.....1, at Florida (Sept. 5, 2015)  
Long Rush.....82, vs. UTEP (Sept. 9, 2015)

**#3 DEREK IBEKWE**

Rushing Attempts.....1, vs. ULM (Nov. 22, 2014)  
Rushing Yards.....1, vs. ULM (Nov. 22, 2014)  
Total Offense Attempts.....1, vs. ULM (Nov. 22, 2014)  
Total Offense Yards.....1, vs. ULM (Nov. 22, 2014)  
All-Purpose Yards.....1, vs. ULM (Nov. 22, 2014)  
Tackles.....14, 3x, last at Georgia Southern (Oct. 17, 2015)  
Tackles for Loss.....2.0, at New Mexico (Oct. 3, 2015)  
Forced Fumble.....1, vs. UTEP (Sept. 19, 2015)

**#4 DEMARCUS OWENS**

Tackles.....6, 2x, last vs. UL-Lafayette (Oct. 1, 2016)  
Sacks.....1.0, vs. Arkansas State (Nov. 28, 2015)  
Tackles for Loss.....1.0, 2x, last at UTEP (Sept. 3, 2016)  
Fumble Recovery.....1 (returned 50 yds) at UTEP (Sept. 3, 2016)  
Return TDs.....1, at UTEP (Sept. 3, 2016)

Pass Breakups.....1, 3x, last vs. Texas State (Nov. 19, 2016)

**#5 TYRIAN TAYLOR**

Receptions.....10, vs. Georgia State (Sept. 12, 2015)  
Reception Yards.....206, vs. Georgia State (Sept. 12, 2015)  
Receiving TDs.....2, vs. Georgia State (Sept. 12, 2015)  
Long Reception.....75, vs. Georgia State (Sept. 12, 2015)  
Rushing Attempts.....1, 2x, last at Kentucky (Sept. 17, 2016)  
Rushing Yards.....5, at Kentucky (Sept. 17, 2016)  
Rushing TDs.....1, at Kentucky (Sept. 17, 2016)  
Passing Attempts.....1, at Kentucky (Sept. 17, 2016)  
Passing Completions.....1, at Kentucky (Sept. 17, 2016)  
Passing Yards.....31, at Kentucky (Sept. 17, 2016)  
Passing TDs.....1, at Kentucky (Sept. 17, 2016)  
Long Pass.....31, at Kentucky (Sept. 17, 2016)  
Tackles.....1, vs. Texas State (Nov. 19, 2016)  
Fumble Recoveries.....1, at New Mexico (Oct. 3, 2015)  
Kick Returns.....2, 2x, last vs. New Mexico (Sept. 10, 2016)  
Kick Return Yards.....50, vs. New Mexico (Sept. 10, 2016)  
Long Kick Return.....31, vs. New Mexico (Sept. 10, 2016)

**#6 JOSH AGANON**

Receptions.....3, at Arkansas State (Nov. 12, 2016)  
Receiving Yards.....33, at Arkansas State (Nov. 12, 2016)  
Long Reception.....20, at Arkansas State (Nov. 12, 2016)

**#7 DJ CLARK**

Rushing Attempts.....1, at Florida (Sept. 5, 2015)  
Rushing Yards.....-1, at Florida (Sept. 5, 2015)  
Kick Returns.....1, 2x, last vs. UTEP (Sept. 19, 2015)  
Kick Return Yards.....22, at Florida (Sept. 5, 2015)  
Long Kick Return.....22, at Florida (Sept. 5, 2015)  
All-Purpose Yards.....21, at Florida (Sept. 5, 2015)  
Receptions.....9, at Arkansas State (Nov. 12, 2016)  
Receiving Yards.....70, at Arkansas State (Nov. 12, 2016)  
Long Reception.....29, at Arkansas State (Nov. 12, 2016)

**#7 JAVAHN FERGURSON**

Tackles.....17, vs. Idaho (Oct. 31, 2015)  
Sacks.....1.0, vs. Idaho (Oct. 31, 2015)  
Tackles for Loss.....1.0, vs. Idaho (Oct. 31, 2015)

**#8 JASSAVIA REESE**

Tackles.....6, 2x, last at Kentucky (Sept. 17, 2016)  
Tackles for Loss.....1, 2x, last at Texas State (Nov. 7, 2015)

**#9 STODY BRADLEY**

Tackles.....7, vs. UL-Lafayette (Oct. 1, 2016)  
Tackles for Loss.....2.5, at Arkansas State (Nov. 12, 2016)  
Pass Breakups.....1, ULM (Nov. 22, 2014)  
Sacks.....1.0, 2x, last vs. Texas State (Nov. 19, 2016)  
Forced Fumbles.....1, vs. Texas State (Nov. 19, 2016)

**#10 IZIAH LOTTIE**

Receptions.....6, at Arkansas State (Nov. 12, 2016)  
Receiving Yards.....95, at Idaho (Oct. 15, 2016)  
Long Reception.....68, at Idaho (Oct. 15, 2016)  
Receiving TDs.....1, 2x, last at Idaho (Oct. 15, 2016)  
Tackles.....1, vs. Texas State (Nov. 19, 2016)  
Fumble Recovery.....1, at Kentucky (Sept. 17, 2016)  
All-Purpose Yards.....95, at Idaho (Oct. 15, 2016)

**#10 CEDRIC WILCOTTS II**

Tackles.....2, 3x, at Arkansas State (Nov. 12, 2016)  
Sacks.....1.0, vs. Georgia Southern (Oct. 22, 2016)  
Tackles for loss.....1.0, vs. Georgia Southern (Oct. 22, 2016)

**#11 CONNER CRAMER**

Rushing Attempts.....9, vs. Appalachian State (Nov. 26, 2016)  
Rushing Yards.....74, vs. Appalachian State (Nov. 26, 2016)  
Long Rush.....23, vs. Appalachian State (Nov. 26, 2016)  
Passing Attempts.....24, vs. Appalachian State (Nov. 26, 2016)

Passing Completions.....10, vs. Appalachian State (Nov. 26, 2016)  
Passing Yards.....93, vs. Appalachian State (Nov. 26, 2016)  
Passing TDs.....1, Appalachian State (Nov. 26, 2016)

Receptions.....1, at Troy (Sept. 24, 2016)  
Tackles.....1, vs. Texas State (Nov. 19, 2016)

**#11 TRE WILCOXEN**

Tackles.....1, 5x, at Arkansas State (Nov. 12, 2016)

**#12 NICK JEANTY**

Rushing Attempts.....7, 2x, last at Texas State (Nov. 7, 2015)  
Rushing Yards.....22, at No. 13 Ole Miss (Oct. 10, 2015)  
Long Rush.....21, at No. 13 Ole Miss (Oct. 10, 2015)  
Passing Attempts.....45, at Texas State (Nov. 7, 2015)  
Passing Completions.....24, at Texas State (Nov. 7, 2015)  
Passing Yards.....297, at Texas State (Nov. 7, 2015)  
Passing TDs.....1, at Idaho (Oct. 15, 2016)

**#13 JOHNATHAN BOONE**

Receptions.....2, 2x, last vs. Georgia Southern (Oct. 22, 2016)  
Receiving Yards.....66, at Kentucky (Sept. 17, 2016)  
Long Reception.....35, at Kentucky (Sept. 17, 2016)  
Receiving TDs.....2, at Kentucky (Sept. 17, 2016)  
Passing Attempts.....1, vs. Texas State (Nov. 19, 2016)  
Passing Completions.....1, vs. Texas State (Nov. 19, 2016)  
Passing Yards.....9, vs. Texas State (Nov. 19, 2016)  
Passing TDs.....1, vs. Texas State (Nov. 19, 2016)

Kick Returns.....2, at Arkansas State (Nov. 12, 2016)  
Kick Return Yards.....35, at Arkansas State (Nov. 12, 2016)  
Long Kick Return.....18, at Arkansas State (Nov. 12, 2016)

**#14 DION HENRIQUE**

Tackles.....1, 4x, last vs. Texas State (Nov. 19, 2016)  
Pass Breakups.....1, vs. Texas State (Nov. 19, 2016)  
Blocked Kicks.....1, at Florida (Sept. 5, 2015)

**#14 JASON HUNTLEY**

Rushes.....12, at UTEP (Sept. 3, 2016)  
Rushing Yards.....53, at UTEP (Sept. 3, 2016)  
Rushing TDs.....1, at UTEP (Sept. 3, 2016)  
Receptions.....3, at Troy (Sept. 24, 2016)  
Receiving Yards.....24, at Troy (Sept. 24, 2016)  
Long Reception.....10, at Troy (Sept. 24, 2016)  
All-Purpose Yards.....60, at UTEP (Sept. 3, 2016)  
Tackles.....1, vs. Texas State (Nov. 19, 2016)

**#16 JALEEL SCOTT**

Receptions.....5, at UTEP (Sept. 3, 2016)  
Receiving Yards.....73, vs. Texas State (Nov. 19, 2016)  
Long Reception.....45, at Idaho (Oct. 15, 2016)  
All-Purpose Yards.....68, at UTEP (Sept. 3, 2016)  
Tackles.....1, at Troy (Sept. 24, 2016)

**#16 PEYTON THEISLER**

Punts.....9, at Arkansas State (Nov. 12, 2016)  
Punt Yards.....350, at Arkansas State (Nov. 12, 2016)  
Long Punt.....67, vs. Texas State (Nov. 19, 2016)  
Punts Inside 20.....3, at Arkansas State (Nov. 12, 2016)

**#17 TYLER ROGERS**

Rushing Attempts.....16, at Kentucky (Sept. 17, 2016)  
Rushing Yards.....88, vs. Texas State (Nov. 19, 2016)  
Rushing TDs.....2, at Kentucky (Sept. 17, 2016)  
Passing Attempts.....55, Georgia State (Sept. 12, 2015)  
Passing Completions.....36, Texas State (Nov. 1, 2014)  
Passing Yards.....445, 2x at Troy (Sept. 24, 2016)  
Passing TDs.....4, Arkansas State (Nov. 29, 2014)  
Receptions.....1, UTEP (Sept. 13, 2014)  
Receiving Yards.....11, UTEP (Sept. 13, 2014)  
Total Offense Attempts.....63, at Troy (Sept. 24, 2016)

## INDIVIDUAL CAREER-HIGHS

Total Offense Yards ..... 470, at Troy (Sept. 24, 2016)  
 All-Purpose Yards ..... 56, vs. Georgia Southern (Oct. 22, 2014)  
 Tackles ..... 1, Georgia Southern (Oct. 4, 2014)  
 Punts ..... 1, 2x, last vs. UTEP (Sept. 19, 2015)  
 Punt Yards ..... 33, vs. UTEP (Sept. 19, 2015)

**#18 DEREK WATSON**

Tackles ..... 1, 4x, last at Troy (Sept. 24, 2016)  
 Tackles for loss ..... 0.5, at Kentucky (Sept. 17, 2016)  
 Sacks ..... 0.5, at Kentucky (Sept. 17, 2016)

**#19 AUSTIN PERKINS**

Tackles ..... 8, at Kentucky (Sept. 17, 2016)  
 Tackles for Loss ..... 1.0, at Idaho (Oct. 15, 2016)

**#20 JONATHAN HOOD**

Tackles ..... 7, at Texas State (Nov. 7, 2015)  
 Tackles for Loss ..... 1.5, at UTEP (Sept. 3, 2016)  
 Pass Breakups ..... 1, at ULM (Dec. 5, 2015)

**#21 JADEN WRIGHT**

All-Purpose Yards ..... 37, vs. Idaho (Oct. 31, 2015)  
 Interceptions ..... 1, 6x, last at Arkansas State (Nov. 12, 2016)  
 Long Interception Return ..... 37, vs. Idaho (Oct. 31, 2015)  
 Tackles ..... 12, vs. Georgia State (Sept. 12, 2015)  
 Pass Breakups ..... 2, at UTEP (Sept. 3, 2016)  
 Forced Fumbles ..... 1, 2x, last vs. Appalachian State (Nov. 26, 2016)  
 Fumble Recovery ..... 1, vs. Georgia State (Sept. 12, 2015)  
 Touchdowns ..... 1, vs. Georgia State (Sept. 12, 2015)

**#22 XAVIER HALL**

Rushing Attempts ..... 19, Louisiana-Lafayette (Nov. 8, 2014)  
 Rushing Yards ..... 95, Boston College (Nov. 9, 2013)  
 Rushing TDs ..... 2, New Mexico (Sept. 20, 2014)  
 Receptions ..... 4, Boston College (Nov. 9, 2013)  
 Receiving Yards ..... 45, at Troy (Sept. 24, 2016)  
 Total Offense Attempts ..... 19, Louisiana-Lafayette (Nov. 8, 2014)  
 Total Offense Yards ..... 95, Boston College (Nov. 9, 2013)  
 All-Purpose Yards ..... 127, Boston College (Nov. 9, 2013)  
 Tackles ..... 1, Boston College (Nov. 9, 2013)

**#22 SHAMAD LOMAX**

Tackles ..... 11, vs. Texas State (Nov. 19, 2016)  
 Tackles for Loss ..... 0.5, vs. Texas State (Nov. 19, 2016)  
 Interceptions ..... 2, vs. Texas State (Nov. 19, 2016)

**#23 JERRION BURTON**

Tackles ..... 6, vs. Georgia State (Sept. 12, 2015)  
 Pass Breakups ..... 1, at Idaho (Oct. 18, 2014)

**#24 PARKER DAVIDSON**

Field Goals Attempted ..... 4, vs. New Mexico (Sept. 10, 2016)  
 Field Goals Made ..... 4, vs. New Mexico (Sept. 10, 2016)  
 Kickoffs ..... 10, vs. Texas State (Nov. 19, 2016)  
 Kickoff Yards ..... 657, vs. Texas State (Nov. 19, 2016)  
 Long Field Goal Made ..... 45, vs. New Mexico (Sept. 10, 2016)  
 Touchbacks ..... 6, vs. Idaho (Oct. 31, 2015)

**#25 SAMUEL OYENUGA**

Tackles ..... 7, vs. Appalachian State (Nov. 26, 2016)

**#26 GAMAR GIRDY**

Rushing Attempts ..... 4, at Kentucky (Sept. 17, 2016)  
 Rushing Yards ..... 20, at Kentucky (Sept. 17, 2016)  
 Long Rush ..... 12, at Kentucky (Sept. 17, 2016)  
 Tackles ..... 1, vs. Texas State (Nov. 19, 2016)

**#29 JARED PHIPPS**

Tackles ..... 7, at Kentucky (Sept. 17, 2016)  
 Fumble Recoveries ..... 1, at Kentucky (Sept. 17, 2016)  
 Interceptions ..... 1, at Idaho (Oct. 15, 2016)

**#31 DALTON HERRINGTON**

Tackles ..... 16, at Arkansas State (Nov. 12, 2016)  
 Sacks ..... 1.0, at LSU (Sept. 27, 2014)  
 Tackles for Loss ..... 1.0, 8x, last vs. Georgia Southern (Oct. 22, 2016)  
 Forced Fumbles ..... 1, 2x, last vs. New Mexico (Sept. 10, 2016)  
 Fumble Recoveries ..... 1, 4x, last at Texas A&M (Oct. 29, 2016)  
 Interceptions ..... 1, 2x, vs. Georgia Southern (Oct. 22, 2016)  
 Pass Breakups ..... 1, 4x, last at Troy (Sept. 24, 2016)  
 All-Purpose Yards ..... -1, New Mexico (Sept. 20, 2014)  
 Kick Returns ..... 1, New Mexico (Sept. 20, 2014)  
 Kick Return Yards ..... -1, New Mexico (Sept. 20, 2014)

**#32 DALTON ROCHA**

Tackles ..... 2, at Georgia Southern (Oct. 17, 2015)

**#34 NOAH BROWN**

Tackles ..... 5, Cal Poly (Aug. 28, 2014)  
 Sacks ..... 1.5, at ULM (Dec. 5, 2015)  
 Tackles for Loss ..... 2.0, at UL-Lafayette (Nov. 21, 2015)  
 Forced Fumbles ..... 1, vs. Appalachian State (Nov. 26, 2016)

**#40 ROBERT WAGNER**

Kick Returns ..... 1, Arkansas State (Nov. 29, 2014)  
 Tackles ..... 10, at Idaho (Oct. 15, 2016)  
 Forced Fumble ..... 1, at Georgia Southern (Oct. 17, 2015)

**#43 BILLY NIPP**

Tackles ..... 2, vs. Texas State (Nov. 19, 2016)

**#44 WILL CLEMENT**

Fumble Recovery ..... 1, at Georgia Southern (Oct. 17, 2015)  
 Touchdown ..... 1, at Georgia Southern (Oct. 17, 2015)  
 Long Fumble Return ..... 74, at Georgia Southern (Oct. 17, 2015)  
 Tackles ..... 3, at UL-Lafayette (Nov. 21, 2015)

**#47 ANDREW KENNEY**

Tackles ..... 1, 6x, last at Idaho (Oct. 15, 2016)  
 Fumble Recoveries ..... 1, at No. 13 Ole Miss (Oct. 10, 2015)

**#48 KALEI AUELUA**

Tackles ..... 1, 4X, last at Florida (Sept. 5, 2015)

**#50 ABRAM HOLLAND**

Receptions ..... 1, at UL-Lafayette (Nov. 21, 2015)  
 Receiving Yards ..... 7, at UL-Lafayette (Nov. 21, 2015)

**#51 ROY LOPEZ**

Tackles ..... 7, vs. Georgia Southern (Oct. 22, 2016)

**#51 THOMAS MCGWIRE**

Tackles ..... 1, at Troy (Sept. 24, 2016)

**#53 RODNEY BUTLER**

Tackles ..... 24, vs. New Mexico (Sept. 10, 2016)  
 Tackles for Loss ..... 3.5, at UTEP (Sept. 3, 2016)  
 Interceptions ..... 1, 3x, last vs. UL-Lafayette (Oct. 1, 2016)  
 Forced Fumbles ..... 1, 4x, last vs. UL-Lafayette (Oct. 1, 2016)  
 Fumble Recovery ..... 1, vs. UTEP (Sept. 19, 2015)  
 Pass Breakups ..... 1, Louisiana-Lafayette (Nov. 8, 2014)  
 All-Purpose Yards ..... 40, at Georgia State (Sept. 6, 2014)  
 Touchdowns ..... 1, at Georgia State (Sept. 6, 2014)

**#59 BRANDON AGOMUO**

Tackles ..... 5, 2X, last vs. ULM (Nov. 22, 2014)

**#63 DESHAWNTE LLOYD**

Tackles ..... 4, at Troy (Sept. 24, 2016)

**#80 ANTHONY MUSE**

Receptions ..... 5, at Texas A&M (Oct. 29, 2016)  
 Receiving Yards ..... 41, at Texas A&M (Oct. 29, 2016)  
 Receiving TDs ..... 1, vs. Texas State (Nov. 19, 2016)

Long Reception ..... 16, at Texas A&M (Oct. 29, 2016)

**#88 CLAYTON GRANCH**

Receptions ..... 2, at Texas A&M (Oct. 29, 2016)  
 Receiving Yards ..... 37, at Troy (Sept. 24, 2016)  
 Receiving TDs ..... 1, 3x, last at Idaho (Oct. 15, 2016)  
 Long Reception ..... 37, at Troy (Sept. 24, 2016)  
 Kick Returns ..... 1, vs. Troy (Oct. 24, 2015)  
 Kick Return Yards ..... 8, vs. Troy (Oct. 24, 2015)  
 Tackles ..... 1, at Kentucky (Sept. 17, 2016)

**#90 KOURTLAND BUSBY**

Tackles ..... 5, at LSU (Sept. 27, 2014)  
 Sacks ..... 1.0, 2x, last vs. Arkansas State (Nov. 28, 2015)  
 Tackles for Loss ..... 2.0, vs. Arkansas State (Nov. 28, 2015)  
 Fumble Recovery ..... 1, vs. Georgia Southern (Oct. 22, 2016)

**#93 DREW JAMES**

Tackles ..... 3, 2x, last vs. Georgia Southern (Oct. 22, 2015)  
 Tackles for Loss ..... 1.0, at ULM (Dec. 5, 2015)