


2012 NM State Post Season Media Packet



<u>Page</u>	<u>Section</u>
1	Cover
2	Weekly Release
3	About the Aggies/Aggies in NCAA Tournament
4	NM State against this week's opponents
4	Aggies against team's in 2012 NCAA Tournament
4	Rocky Ward Pick's Up Win No. 400
4	30-Plus win season
5	Record Watch
5	Aggies in the WAC
6	WAC All-Tournament Team
6	Aggies in the nation
6	Shortstop of the Year Watch List
6	Fisher named semifinalists for Johnny Bench Award
6	CollegeSportsMadness.com Pitcher of the Week

<u>Page</u>	<u>Section</u>
6	Designated hitter named regional player of the week
6	Stopper of the year watch list
7	NCBWA preseason All-America
7	Louisville Slugger preseason All-America
7	CollegeSportsMadness.com Preseason Team
7	WAC Players of the Week
8	NM State Roster
9-11	Head Coach Rocky Ward
12-16	NM State Player's (bullet points)
17-31	NM State Statistics
32-33	National Statistic Rankings
34-47	Box Scores
48	Tournament Bracket
49	Tucson Regional Bracket
50-71	Feature Stories



2012 New Mexico State Baseball Notes

Web Site: www.NMStateSports.com

Week 16: NCAA REGIONAL TOURNAMENT

DATE	OPPONENT	TIME/RESULT
Feb. 17	Wake Forest	W 5-3
Feb. 18	Wake Forest	L 8-5 (DH 1)
Feb. 18	Wake Forest	W 3-1
Feb. 19	Wake Forest	W 13-9
Feb. 21	No. 4 Rice	L 7-5
Feb. 22	No. 4 Rice	L 12-4
Feb. 24	Sacred Heart	W 11-6
Feb. 25	Sacred Heart	W 21-3 (7 inn.)
Feb. 25	Sacred Heart	W 23-11 (7 inn.)
Feb. 26	Sacred Heart	W 16-2 (7 inn.)
March 1	Minnesota	W 4-1
March 2	Minnesota	L 8-1
March 3	Nebraska	L 6-4
March 4	West Virginia	L 10-4
March 6	New Mexico	W 16-12
March 9	Kent State	L 7-4
March 10	Kent State	L 10-9
March 10	Kent State	W 12-6
March 11	Kent State	W 14-4
March 13	New Mexico	W 6-2
March 16	SE Missouri State	W 9-1
March 17	SE Missouri State	W 23-7
March 17	SE Missouri State	W 8-6
March 20	No. 5 Arizona	W 7-4
March 21	No. 5 Arizona	W 13-8
March 23	Texas-Pan American	W 14-6
March 24	Texas-Pan American	W 11-9
March 24	Texas-Pan American	W 9-8
March 25	Texas-Pan American	W 19-2 (7 inn.)
March 27	Texas Tech	W 7-6
April 3	New Mexico	W 7-5
April 5	Nevada*	L 10-5
April 6	Nevada*	W 13-6
April 7	Nevada*	W 7-6
April 13	Sacramento State*	W 16-4 (7 inn.)
April 14	Sacramento State*	W 6-1
April 15	Sacramento State*	L 10-7
April 16	Sacramento State	L 8-7
April 19	Louisiana Tech*	W 3-2
April 20	Louisiana Tech*	W 4-3
April 21	Louisiana Tech*	W 10-0 (7 inn.)
April 27	Baylor	L 5-0
April 28	Baylor	L 15-5
May 1	Texas Tech	L 12-7
May 3	Hawai'i*	L 5-2
May 4	Hawai'i*	L 14-2
May 5	Hawai'i*	L 1-0
May 10	Fresno State*	L 12-2
May 11	Fresno State*	W 2-1 (12 inn.)
May 12	Fresno State*	L 14-7
May 15	New Mexico	L 12-10 (11 inn.)
May 16	Cal State-Bakersfield	W 5-3
May 18	San Jose State*	W 3-1
May 19	San Jose State*	W 4-2
May 20	San Jose State*	W 15-2
May 24	Fresno State (WAC Tournament)	L 15-8
May 25	Louisiana Tech (WAC Tournament)	L 15-12
June 1	Louisville	5pm
June 2	TBA	TBA
June 3	TBA	TBA

Bold = Home Games
* = Conference Games

All Times Mountain

THIS WEEK:

NCAA TUCSON REGIONAL TOURNAMENT SCHEDULE - HI CORBETT FIELD, Tucson, Ariz.

Friday, June 1

GAME 1: No. 3 Louisville vs. No. 2 New Mexico State, 5pm (MT)
GAME 2: No. 4 Missouri vs. No. 1 Arizona, 9pm (MT)

Saturday, June 2

GAME 3: Loser Game 1 vs. Loser Game 2, 5pm (MT)
GAME 4: Winner Game 1 vs. Winner Game 2, 9pm (MT)

Sunday, June 3

GAME 5: Winner Game 3 vs. Loser Game 4, 5pm (MT)
GAME 6: Winner Game 4 vs. Loser Game 5, 9pm (MT)

Monday, June 4

GAME 7: Winner Game 6 vs. Loser Game 6, 9pm (MT); if necessary



PROJECTED STARTING ROTATIONS

Opponent	NM State
June 1 - Louisville	
Justin Armlung (RHP)	Ryan Beck (Jr., LHP)
(8-4, 103.0 IP, 100 K, 2.36 ERA)	(5-6, 91.2 IP, 94 K, 4.22 ERA)

This Week: The New Mexico State baseball team (35-22) was selected as one of 34 at-large bids to participate in the 2012 NCAA Tournament and is a No. 2 seed in the Tucson Regional Tournament hosted by the University of Arizona. The Aggies face No. 3 seed Louisville, Friday, June 1 at Hi Corbett Field in Tucson, Ariz. First pitch is set for 5pm (MT). If the Aggies win the first game, they will play the winner of game two on Saturday, June 2 at 9pm (MT) in Tucson; however, if the Aggies lose their first game, they will take on the loser of game two on Saturday, June 2 at 5pm (MT). Depending what happens from that point determines when NM State plays next.

Media Coverage: The games played in the Tucson Regional on Friday and Saturday are scheduled to air on ESPNU and online at ESPN3.com. Sunday's games in Tucson will only air on the Internet at ESPN3.com. All games played by the Aggies in the 2012 NCAA Tournament will air over the radio waves in Las Cruces on KSNM AM 570 with Jeff Matthews giving the play-by-play action. Fans can also listen to the games on the Internet at www.NMStateSports.com for a fee. Live stats are available online at NMStateSports.com free of charge.

Social Media: Fans can keep up with score updates and other information by logging on to [Twitter@NMStateAggies](https://twitter.com/NMStateAggies). Fans can find out about promotions and everything else Aggie by going on Facebook @NMSU Athletics and @The AggieStudent-Athlete.

Ticket Information: All-session prices are as follows: Reserved: \$50; General Admission: \$40. There will be a \$6 order charge for all orders. All-Session General Admission tickets will go on sale to the public on Sunday, May 27th online at 1:00pm. Single-Session ticket prices are as follows: Reserved: \$15; General Admission: \$10.

General Admission public sales will be available over the phone and in-person at the McKale Ticket Office beginning Tuesday, May 29th at 9:00am. If any Reserved seats remain after the season ticket holder window they would be open for sale on Tuesday, May 29th at 6:00pm. McKale Ticket Office Phone Number: 520-621-2287.

All all-session tickets must be set for will call. Will Call will be available at the McKale Ticket Office starting Wednesday, May 30th or at the Hi Corbett Field Will Call window starting Friday, June 1 at 3:00pm.

General Information

Location	Las Cruces, N.M.
Enrollment	17,198
Founded	1888
Nickname	Aggies
School Colors	Crimson & White
Conference	Western Athletic Conference
Affiliation	NCAA Division I
Home Field.....	Presley Askew Field
President	Dr. Barbara Couture
Athletics Director	Dr. McKinley Boston
Alma Mater, Year.....	Montclair State College, 1973
Assistant AD.....	Herb Taylor
Alma Mater, Year.....	Wyoming
Faculty Representative.....	Dr. Jack Thomas
Athletic Department Phone.....	(575) 646-1211
Athletic Ticket Office.....	(575) 646-1420
NMSU Athletics Website..	www.nmstatesports.com

Coaching Staff

Head Coach.....	Rocky Ward
Alma Mater, Year.....	Oklahoma State, 1988
Record at NMSU.....	403-397-2 (14th Year)
Career Record	same
email.....	rward@nmsu.edu
Assistant Coach	Mike Evans
Alma Mater, Year.....	Neb.-Omaha
email.....	mievans@nmsu.edu
Assistant Coach	Gary Ward
Alma Mater, Year.....	NMSU, 1963
email.....	ghiltonw@nmsu.edu
Volunteer Assistant	Nate Shaver
email.....	nshaver@nmsu.edu
Student Assistant.....	Josele Diaz
email.....	jdiazday@yahoo.com
Baseball office phone.....	(575) 646-7693

NM State Baseball Information

Conference	Western Athletic Conference
Home Stadium (capacity).....	Presley Askew Field (1,000)
Dimensions	(345-385-400-385-345)
Press Box Phone	(575) 646-5700
First Year of Baseball.....	1952
All-Time Team Record	1,190-1,322-5
All-Time WAC Record	73-96-1
No. of Years in College World Series/Last.....	none
Years in NCAA Regional.....	2
Years.....	2002, 2003
Last Postseason Opponent.....	UL-Lafayette
Result	L/9-5
Last Conference Championship won.....	2002 (Sun Belt)
2011 WAC Record	9-15
2011 Overall Record.....	34-24
2011 Home Record.....	26-6
2011 Away Record	6-13
2011 Neutral Site Record	2-5
Letterwinners Returning/Lost.....	16/8
Position Starters Returning/Lost.....	6/3
Starting Pitchers Returning/Lost.....	2/1
Newcomers.....	20

Media Relations

Contact: Eddie Morelos
Email: emorelos@nmsu.edu
Office Phone: (575) 646-1885
Cell Phone: (575) 642-5746
Fax: (575) 646-2099

Mailing Address:

University Communications and Marketing
MSC 3K
New Mexico State University
P.O. Box 300001
Las Cruces, N.M. 88003-8001

updated 4/10/12

About the Aggies: The New Mexico State baseball team earned a No. 2 seed in the Tucson Regional of the 2012 NCAA Division I Baseball tournament after going 35-22 overall with an RPI of 25. The Aggies won a share of the 2012 Western Athletic Conference regular-season title with an 11-7 league record and had the No. 1 seed in the WAC Tournament, but dropped the first two games of the tournament.

The Aggies had one of the toughest schedules in the nation, playing seven teams that have made it into this year's field of 64. Those teams include Rice, Sacred Heart, New Mexico, Kent State, Arizona, Baylor and Fresno State. NM State finished 12-10 against those teams as it took a two-game series from Arizona (then No. 5 nationally) and swept Sacred Heart in a four-game series. The Aggies also took 3-of-4 games from Mountain West Conference Tournament Champion, UNM.

NM State started the season at .500 (3-3) defeating Wake Forest three out of four games and falling to then No. 4 Rice in Houston. The Aggies bounced back sweeping Sacred Heart (Feb. 24-25) and finished the month of February with a 7-3 record while hitting .326.

After dropping three games in the Dairy Queen Classic (hosted by Minnesota) in Minneapolis, NM State returned home to beat in-state rival UNM 16-12 (March 6). The Aggies followed that by losing the first two games of a four-game series with Kent State but rebounded by defeating the Golden Eagles 12-6 and 14-4 (March 11) in a doubleheader. That started a school-record 14-game win streak that included wins over No. 5 Arizona, Texas-Pan American, Texas Tech and UNM. Between March 11 and April 14, the Aggies won 18-of-20 games

March was the strongest month for NM State as it went 15-5 during that month and hit .328 with 17 home runs as a team. Junior Michael Ormseth went 4-0 in six appearances during that month and Ryan Beck had a team-high 32 strikeouts that month as well. The Aggies also broke into the national polls during the month of March and stayed in the national rankings for four consecutive weeks but fell out of the polls after dropping two straight to then No. 3 Baylor.

May was the only month NM State finished below .500 as it went 5-9 while being outscored 109-79. The Aggies struggled as they lost seven of its first eight games in May. The Aggies won at the right time sweeping San Jose State in the final week of league play to earn a share of the WAC regular-season title.

The Aggies expect to be fully healthy, fully rested and ready to go come Friday afternoon in Tucson. Aggie shortstop Zach Voight is expected to be back at 100 percent after being hampered in the WAC tournament by his ankle sprain. The biggest benefactors could be the pitching staff which was pushed to the limit over the final four weeks of play. The Aggies played 16 games during a four week stretch, including eight games during a nine day stretch. Due to the rough showing in the WAC tournament, none of the pitching staff pitched significant minutes (particularly the starters) and nobody threw more

than two innings against Fresno State and Adam Mott had the longest outing of the entire tournament at 4.1 innings.

NM State has had six different WAC Hitter of the Week selections and one WAC Pitcher of the Week selections so far this year. Sophomore Tanner Rust is the most recent selection as he joins junior catcher Zac Fisher, junior centerfielder Kyle Phillips, senior infielder Kurt Snowley, senior outfielder Bryan Karraker, junior designated hitter Cody Edwards and junior left-hand pitcher Ryan Beck.

The Aggies head into the tournament hitting .308 (No. 15 Nationally) on the year and have posted 469 runs (No. 3 Nationally), which is 8.2 runs per game (No. 2 Nationally). NM State has also posted 342 walks (No. 1 Nationally) this season with senior Tanner Waite leading the nation with 69.

NM State was the 2011 NCAA batting average champion when it posted a .337 average. NM State is 13-3 when playing in Las Cruces and 1-3 on an opponent's field. The Aggies hit .347 at Presley Askew Field and only .220 on opposing team's turf. The Aggies lead the nation in runs scored, walks and RBI. NM State is also in the top five nationally in hits, doubles, on-base percentage and total bases.

NM State in NCAA Tournament: The Aggies have made the NCAA twice before in program history, back in 2002 after winning the Sun Belt Conference Tournament and in 2003 as an At-Large selection. NM State is 1-4 all-time in the NCAA's, beating UNLV 14-12 in the first game of the 2003 tournament for the programs first ever NCAA Tournament victory. Both times the Aggies have made the NCAA Tournament they have been placed in an Arizona Regional, first in Mesa, Ariz., in 2002 and then in Tempe, Ariz., in 2003.

2002 Season - Sun Belt Conference Tournament Champions

The 2002 season marked the first year that the Aggies qualified for the NCAA Tournament. The Aggies finished the 2002 season with an overall record of 37-25 and finished 10-14 in conference play. NM State defeated four nationally ranked teams on the way to their first NCAA Tournament bid; The Aggies defeated South Alabama twice (5/3 and 5/25), Arizona State (3/12), and Florida International (3/22). Head coach Gary Ward also earned his 1,000th victory in his career when the Aggies defeated Eastern Michigan 17-8 (3/15).

NM State earned the #6 seed in the Sun Belt Conference Tournament and swept through the tournament defeating Western Kentucky 6-0, Arkansas State 3-2, Western Kentucky 7-5 and South Alabama 20-9. By sweeping through the Sun Belt Tournament the Aggies earned their first NCAA bid in school history. In the NCAA Regional Round NM State was matched up against #7 Houston and were defeated 0-9. The Aggies lost their second game to San Diego 1-2, which eliminated the Aggies from the NCAA Tournament.

2003 Season - At-Large Bid

After earning the first NCAA bid in school history in 2002, the Aggies made it back-

to-back appearances in the NCAA Tournament by earning an at-large bid in 2003. This marked the first at-large bid the Aggies had earned in school history. The Aggies had earned a record of 43-18 overall and had gone 15-9 in Sun Belt Conference play. The Aggies set a school record for wins in a season with 43 and also set a school record for conference wins with 15. The 2003 season also marked the first year that, current Aggie head coach, Rocky Ward earned a bid to the NCAA Tournament as a head coach.

The Aggies' offense was among the nations' best as they led the nation in home runs, they were second in slugging percentage, fourth in scoring, seventh in batting average and eighth in triples. Though the Aggies were powerful on offense and had set school records for wins and conference wins, they were not able to win the Sun Belt Conference Tournament but the NCAA rewarded their record-setting season with an automatic bid to play in the Tempe Regional. The Aggies defeated #15 UNLV 14-12, which gave the Aggies their first NCAA Tournament victory in school history. The Aggies eventually lost to Arizona State and then to UNLV in the rematch. The loss to UNLV eliminated the Aggies from the 2003 NCAA Tournament.

NCAA Tournament History –

- 2002 - No. 7 Houston - 9-0, L
San Diego - 2-1, L
- 2003 – UNLV - 14-12, W
Arizona State – 15-0, L
UNLV – 16-10, L

NM State against This Week's Opponents: The Aggies have faced each opponent at least once in program history and have taken on Arizona 53 times.

Louisville – The NM State baseball team has faced Louisville four times in program history, going 1-3 against the Cardinals. All four meetings were in the Missouri Valley Conference Tournament. The first meeting was back in 1972, as the Aggies took a tight 1-0 win over the Cardinals. The next season, Louisville would avenge the loss from the year before with a 7-1 victory. Then in 1975, NM State and Louisville hooked up against in the conference tournament, as the Aggies fell 6-0 in the round one and then again 8-7. This will be the fifth game between the two schools in post season play.

Missouri – The Aggies and Tigers have met just once before in the Cactus Classic back in 2010 in Tucson, Ariz., making it the second game between the two schools on neutral ground. Missouri won a thriller in 10 innings, 2-1 over NM State. Current pitchers Scott Coffman, Tyler Mack and Ryan Beck all pitched in the contest, while starting catcher Zac Fisher was also the starter behind the plate in that game as well. Third baseman Wade Reynoso led NM State with three hits on the day, while Mike Sodders recorded the only RBI of the game for the Aggies, driving in current volunteer assistant coach and first base coach Nate Shaver. NM State left nine runners on-base in the game, while the Aggie pitching staff gave up just six hits on the day.

Arizona – NM State has a rich past of playing the Arizona Wildcats over the programs history. The Aggies are 7-46 all-time against Arizona, take two games this season in Arizona from the then No. 5 team in the country. NM State won those games 7-4 and 13-8. The Aggies hit .333 as a team in those two games, recording 20 runs on 27 hits and 18 RBI. Adam Mott and Randy Montoya earned the wins for the Aggies, as Zac Fisher and Kurt Snowley each hit .545 in the two games. The first meeting between the two schools was back in 1917. From 1983 to 1998, the Aggies and Wildcats played 32 times. All games in the series have been played in Arizona. NM State is 5-9 in the last 14 games in the series, with two wins in 2012, two in 1994 and one in 1997 (Rocky Ward's first year as the program's head coach). The Aggies have also won games in 1993 and 1990.

Aggies Against Teams in 2012 NCAA Tournament:

NM State has faced seven teams this season that either earned an NCAA Tournament bid or were selected as an At-Large bid into the 2012 NCAA Baseball Tournament. The Aggies recorded a 12-10 mark against those teams, including a 9-5 record at home and 3-5 record on the road. NM State faced Rice (Ranked No. 4 at the time), Sacred Heart, New Mexico, Kent State, Arizona (Ranked No. 5 at the time), Baylor (Ranked No. 3 at the time) and conference foe Fresno State. The Aggies swept Sacred Heart in four games including its largest win of the season a 21-3 decision and swept Arizona, while taking three of four games from in-state rival New Mexico. Out of the three ranked opponents NM State faced the Aggies recorded a mark of 2-4 overall. The Aggies split the series with Kent State, 2-2 and went 1-3 against Fresno State.

As a team, the Aggies hit .315 with 202 runs on 251 hits, 57 doubles, four triples, 21 homeruns and 181 RBI. Nine players hit over .300 against these teams, including Zac Fisher, who hit .443 with a team-high 28 RBI. Robert Lecount hit a team-high seven home runs. Pitcher Casey Collins was a perfect 2-0 with a 5.19 ERA in eight appearances. Pitcher Ryan Beck recorded a team-high 35 strikeouts against these seven teams with a 5.23 ERA.

Rocky Ward Picks Up Win No. 400:

Head coach Rocky Ward tallied win No. 400 when the Aggies defeated CSU-Bakersfield 5-3 at Hardt Field in Bakersfield, Calif, Wednesday, May 16. Ward started his career at NM State in 1997 and has had four straight 30-plus win seasons (2009-12) and two seasons with 40 or more wins (2003 & 2009). He is No. 1 on the all-time wins list at NM State with Jim Kwasny 100 wins behind him in the second spot. Ward has led his team to 80 wins over two seasons (2009-10) and has defeated top ranked teams such as No. 1 Texas Tech in 1997 and No. 5 Arizona in 2012.

30-Plus Win Seasons: The Aggies picked up win No. 30 on April 21 when they defeated Louisiana Tech 10-0 in seven innings. NM State has now won at least 30 games in four-straight seasons and came up just short of 30 wins in 2008 with a 28 that year.

NM State Baseball in 2012

By Day
Monday..... 0-1
Tuesday..... 4-3
Wednesday..... 2-1
Thursday..... 2-3
Friday..... 8-5
Saturday..... 12-6
Sunday..... 6-2

By Month
February..... 7-3
March..... 15-5
April..... 8-11
May..... 5-9

Day Games..... 17-14
Night Games..... 18-8

vs Lefty starter..... 9-8
vs Righty starter..... 26-14

One Run Games..... 6-3
Two Run Games..... 8-3
Five+ Run Games..... 16-11

When Scoring 0-5 Runs..... 9-14
When Scoring 6-9 Runs..... 9-6
When Scoring 10+ Runs..... 17-2

When Opponent Scores 0-5 Runs..... 21-3
When Opponent Scores 6-9 Runs..... 12-6
When Opponent Scores 10+ Runs..... 2-13

When Scoring in 1st inning..... 17-9
When Opp. Scores in 1st inning..... 10-7

When NM State Scores First..... 21-8
When Opponent Scores First..... 14-14

Largest Win ... 21-3 (v Sacred Heart, 2/25)
Largest Loss..... 14-2 (at Hawaii, 5/4)

When Out Hitting Opponent..... 24-1
When Out Hit by Opponent..... 5-20
When Hits are Tied..... 6-1

When Hitting Zero Home Runs..... 16-9
When Hitting One Home Run..... 11-12
When Hitting Two+ Home Runs..... 8-1

When Making Zero Errors..... 18-3
When Making One Error..... 7-4
When Making Two+ Errors..... 10-15

Leading After Seven..... 20-1
Trailing After Seven..... 5-19
Tied After Seven..... 3-1

Leading After Eight..... 20-1
Trailing After Eight..... 5-18
Tied After Eight..... 2-1

Extra Inning Games..... 1-1
Shutouts..... 1-2

When On Radio (KSNM AM 570) 22-12
When On TV..... 2-4

Last Five Games..... 3-2
Last Ten Games..... 5-5

Current Streak..... Two Losses
Longest Winning Streak..... 14 Wins
Longest Losing Streak..... Seven Losses

Record Watch: Senior closer **Scott Coffman** became the all-time saves leader when he tallied his 18th career-save in game one of a doubleheader, Saturday, March 24. Coffman helped the Aggies extend their winning streak to 11-games that day and led NM State to a 9-8 win over Texas-Pan American. Coffman surpassed Orlando Griego (1987-90) for the all-time record. He now has 22 saves throughout his career. The eight saves he has posted this season puts him in third and he needs just one more save to tie his record nine in a single season.

Coffman passed former Aggie and Las Cruces native Frankie Duran for games pitched when he entered the game against Texas Tech, Tuesday, March 27. Duran made 91 appearances from 2006-09. With an appearance on May 11 against Fresno State, Coffman became the first player in Aggie baseball history to make 100 appearances at NM State. He now has 106 appearances at NM State.

Right-hand pitcher **Justin Cooper** needs just two more appearance to break into the top 10 in the Aggie record books for appearances in a career. Dillon Smith (2006-08) and Mark Conti (1978-81) are tied for ninth with 59 appearances.

Tyler Mack needs one more win to break into the top 10 for wins in a career at NM State. Jason Williams (2002-03) and Jason Conner (2004-08) are tied for ninth in wins with 15 on their careers. He is currently ranked second for wild pitches thrown in a career with 38 and is ranked eighth for hit batters in a career. Gary Goldsmith (1990-93) owns the NM State record for wild pitches with 53 in his career.

Left-hand pitcher **Ryan Beck** tied Greg Trammell (1971-74) with 18-career wins when he picked up another win, Friday, May 18 against San Jose State. Beck is currently tied for fifth in games started at NM State with former Aggies Mark Conti (1978-81) and Milo Medina (1981-84).

He has struck out 94 batters this season, which puts him in the top-10 in the Aggie record books. He is currently holding the No. 4 spot on the single-season strikeout and needs four more to tie Mark Conti who posted 98 K's in 1981. Albert Montoya holds the record for strikeouts in a season with 107 in 1991.

Beck has struck out 219 batters in his career and is eighth in the NM State record books. Dustin Cameron, who posted 212 K's from 2003-05 is now in the No. 9 spot after Beck surpassed him, while Gary Goldsmith (1990-93) holds the record with 323 strikeouts.

Senior **Bryan Karraker** is currently tied for third with Justin Lucero (2008-09) and Mark Aranda (2004-05) at NM State for being hit-by-a-pitch. He has 23 on his career. Karraker is also tied for sixth on the season-records list for being hit-by-a-pitch 12 times. He is tied Alex Borgo (2003) and Wesley Starkes (2011).

Senior **Zach Voight** has tallied five sacrifice flies this season and needs one more to break into the top 10 for sac flies in a season. There are six former Aggies tied for the No. 10 spot with six sacrifice flies in a season (Chuck Howard-2011, Alex Borgo-2003, Hal Bisnett-2002, Bobby Miller-1995, Efrain Lara-1992, Mario Moccia-1988).

Zac Fisher heads into this week's play with 147 RBI in his time at NM State and is now ranked at No. 7 on the all-time list. Billy Becher (2003-04) holds the record with 208 RBI in his career.

Fisher surpassed Joe Williams (1988-90) for doubles in a career at NM State and passed Leo Aguirre (2007-10) who posted 44 doubles in his career last week. Fisher has 45 doubles in his time here and needs just six more to tie Chris Fanning (1988-91) for the No 1 spot. Fanning finished his career with 51 doubles.

Senior **Tanner Waite** has 69 walks heading into this week's play and now holds the record for walks in a single-season. Waite tallied the record-breaking walk when he marked his first of four bases on balls in the series finale against San Jose State, Sunday, May 20 at Municipal Stadium in San Jose, Calif. He surpassed Richard Stout who tallied 59 walks in 2009 and the former record-holder Joe Williams, who tallied 63 in 1997. Waite also leads the nation in walks heading into the tournament. Waite heads into the WAC Tournament with 113 walks in his career and is now No. 3 all-time at NM State. He recently passed Kurt Williamson (1999-02) who marked 107 in his career. Richard Stout holds the record for walks in a career with 142 from 2007-09.

Aggies in the WAC: NM State finished the WAC regular season with an 11-7 conference record, which put them in a three-way tie for first place in the conference along with Nevada and Sacramento State. Because of winning the series against both Nevada and Sacramento State, the Aggies received the No.1 seed in the WAC tournament. Unfortunately NM State was eliminated from the tournament after losing their first two games. The Aggies lost to the No. 5 seed and eventual WAC tournament champion Fresno State by a score of 15-8 on Thursday, May 24. The following year the Aggies lost to the No. 6 seed Louisiana Tech by a score of 15-12, thus eliminating NM State from competition.

Despite a poor showing at the WAC tournament, the NM State baseball team still finished with an impressive overall record of 35-22 and led the WAC throughout the year in most offensive categories. In all games played, the Aggies finished first in the WAC in: batting average (.309), slugging percentage (.458), on-base percentage (.419), runs scored (469), RBIs (427), doubles (130), home runs (47), total bases (910), walks (342) and sacrifice flies (39). NM State also finished second in the WAC in total hits with 613 and in triples with 13 throughout the season.

On the mound, the Aggies were on top of the WAC standings with its 35 wins and finished second in the conference with 421 strikeouts.

Individually, in all games played, NM State had multiple players finishing in the top 10 in the WAC in most offensive categories. The Aggies had at least half of the top 10 players in five offensive categories including home runs, walks, RBIs, on-base percentage and total runs scored in which the Aggies held the top four positions. Senior leftfielder Tanner Waite led the WAC with 54 total runs scored. He was followed closely by fellow outfielder Bryan Karraker with 52, senior Kurt Snowley with 51 and junior second baseman Parker Hipp with 49. Junior Robert Lecount also finished in a tie for sixth in total runs scored with 44 on the season.

Lecount also led the WAC in home runs with 12 on the season. Senior Zack Voight finished in a tie for fourth with eight home runs while junior catcher Zac Fisher, junior Cody Edwards and junior Kyle Phillips all finished in a tie for sixth with six home runs on the season.

Waite also led the WAC in walks with 69 on the season. Hipp finished second with 54, Karraker tied for fourth with 37, Fisher sixth with 33 and Phillips eighth with 31. Hipp and Waite were also atop the on-base percentage leaders in the WAC. This time, however, Hipp was first with a .485 percentage while Waite finished second with a .484 percentage. Fisher finished fourth with a .442 percentage, Phillips sixth with a .432 percentage and Karraker eighth with a .417 percentage.

Fisher led the WAC with 58 RBIs while Voight was close behind in second with 54 RBIs on the season. Hipp finished fourth with 49 RBIs, Karraker fifth with 48 RBIs, Lecount tied for sixth with 46 RBIs and Phillips in ninth with 39 RBIs on the season. Fisher also led the WAC in batting average on the season with a .363 average. Hipp finished third with a .350 average. Fisher and Hipp were also in the top 10 in hits. Fisher led the WAC with 81 hits while Hipp finished seventh with 71 hits on the season.

The Aggies also held the fourth, fifth, sixth and seventh positions in slugging percentage with Fisher finishing with a .525 percentage, Voight a .485 percentage, Phillips a .481 percentage and Lecount a .476 percentage. In doubles, Fisher and Karraker finished tied for second in the WAC with 18 on the season while Hipp was one double behind with 17, finishing in a tie for fourth. In total bases, Fisher finished in fourth with 117, Lecount in seventh with 99, Voight in eighth with 95 and Hipp in a tie for ninth with 93 total bases. Hipp also led the WAC with eight sacrifice flies on the season while Fisher finished in a tie for third with six and Voight and Lecount were in a tie for fifth with five sacrifice flies each.

On the mound in all games played, left-handed junior Ryan Beck led the WAC with 94 strikeouts and was tied for first in games started with 15. Junior right-hander Michael Ormseth finished in a tie for second in the WAC with eight wins on the season while senior closer Scott Coffman finished in a tie for fourth in saves with eight on the season.

During WAC play, NM State led the conference in on-base percentage (.387), walks

(107) and sacrifice flies (13). The Aggies were second in the conference in slugging percentage (.404), runs scored (108), RBIs (99) and home runs (14). They finished third in batting average (.276), total hits (164) and total bases (240) while finishing fourth in doubles (28).

On the mound during WAC play, NM State finished tied for first with 11 wins, second in strikeouts with 125, fourth in opponent's batting average with a .267 average and fifth in earned run average with a 4.53 average.

Individually during WAC play, Waite led the conference in on-base percentage and walks. Waite finished with a .558 on-base percentage. Fisher finished fifth with a .462 percentage while Hipp finished seventh with a .452 percentage. Waite had a total of 26 walks during WAC play. Hipp finished third in the WAC with 16 walks, Fisher finished in a tie for fourth with 13 and Karraker finished in a tie for eighth with 11 walks during WAC play.

Lecount led the WAC in home runs during WAC play with five. Edwards had three to put him in a tie for third. Hipp and Voight finished in a tie for second in RBIs during WAC play with 17 RBIs while Lecount finished in a tie for eighth with 14 RBIs. Lecount also finished fifth in slugging percentage with a .569 average while Fisher finished 10th with a .508 average. Fisher also finished in a tie for eighth in hits with 22 during WAC play.

In batting average, Waite finished fifth with a .362 average while Fisher finished seventh with a .349 average. Snowley finished in a tie for fourth in total runs scored with 14. Lecount and Hipp were on run behind with 13, putting them in a tie for sixth. Hipp also finished in a tie for second with three sacrifice flies during WAC play. Karraker and Phillips were one behind with two, which put them in a tie for fourth. On the mound during WAC play, Beck finished fourth in strikeouts with 35, including finishing second in batters struck out looking with 11. Beck also finished fourth in innings pitched with 39 during WAC play. Junior Adam Mott finished sixth in opponent's batting average during conference play with a .248 average and eighth in earned run average with a 3.13 ERA. Coffman finished in a tie for fifth in saves with two saves during WAC play.

WAC All-Tournament Team: Sophomore infielder Tanner Rust was the only Aggie to be named to the WAC all-tournament team this year. In two games Rust went 4-of-8 at the dish and marked one home run to go along with three RBI.

Aggies in the Nation: NM State led the nation in walks with 342 on the season. The Aggies were also in the top 5 in the nation in six other categories including second in scoring (8.2 runs/game), third in total runs (469), fourth in sacrifice flies (39) and on-base percentage (.419) and fifth in doubles per game (2.28) and total doubles (130). NM State also ranked 12th in slugging percentage (.457), 15th in batting average (.308), 20th in home runs per game (0.82), 21st in total home runs (47), 22nd in total hits (612) and 31st in strikeouts per nine innings (7.8).

Individually, senior outfielder Tanner Waite led the nation in walks per game (1.21) and total walks (69). Junior Parker Hipp was 11th in the nation in walks per game (0.95) and sixth in total walks (54). Hipp was also 17th in the nation in on-base percentage (.485) while Waite wasn't far behind in 20th (.484). Meanwhile, Waite was also 60th in the nation in runs scored with 54 while fellow Aggie outfielder Bryan Karraker finished 85th with 52 runs scored. Hipp also finished ninth in the nation in sacrifice flies with eight on the season while junior catcher Zac Fisher finished 53rd with six sacrifice flies. Fisher also finished 32nd in the nation in total RBIs with 58. His teammate, senior Zack Voight, finished 53rd with 54 RBIs on the season. Voight also finished 32nd in the nation with a 1.04 RBIs per game average. Fisher wasn't far behind with a 1.02 average, which put him 41st in the nation. Fisher was also 69th in the nation with 81 hits and was tied with Karraker for 78th in the nation with 18 total doubles. Also, senior Kurt Snowley finished 43rd in the nation with a 1.0 runs per game average and junior Robert Lecount finished 49th in the nation in home runs with 12 on the season.

Shortstop of the Year Watch List: New Mexico State University senior shortstop Zach Voight was named as one of 50 finalists on the 2012 Brooks Wallace Shortstop of the Year Award watch list.

Voight is one of two shortstops from the Western Athletic Conference to be named to the list with the other being Hawai'i's Pi'ikea Kitamura. The Pac-12 and the Southeastern Conference lead the pack with seven players each on the first 2012 Brooks Wallace Shortstop of the Year Award watch list.

The Wallace Award, sponsored by Mizuno, recognizes the nation's top shortstop and will be presented on June 30 in Lubbock, Texas, as part of the College Baseball Hall of Fame's Night of Champions.

Fisher Named a Semifinalist for Johnny Bench Award: New Mexico State junior catcher Zac Fisher was named one of 12 semifinalists for the 2012 Johnny Bench Award presented by BaseballSavings.com as announced by the Greater Wichita Area Sports Commission yesterday.

The initial watch list started with 43 catchers from across the nation in NCAA Division I baseball and is now down to 12. Fisher, is one of two catchers from the Western Athletic Conference to be on the list with the other being Sacramento State's Derrick Chung.

Ballots will be sent to the national voting panel at the end of May for a vote to determine the three finalists. The finalists will be announced June 4, 2012. A final vote among the national committee will occur during the College World Series. All finalists will be brought to Wichita and the winner will be announced at the 15th Annual Greater Wichita Sports Banquet on June 28, 2012.

The Johnny Bench Award semifinalists are (in alphabetical order):

Derrick Chung, Sacramento State;
Zac Fisher, New Mexico State;
Tucker Frawley, Coastal Carolina;
Mitchell Garver, New Mexico;
Tyler Heineman, UCLA;
Joe Hudson, Notre Dame;
Jeremy Lucas, Indiana State;
Josh Ludy, Baylor;
Jeff Melillo, Rutgers;
Kevin Plawecki, Purdue;
Jeremy Schaffer, Tulane and
Mike Zunino, Florida.

Previous winners were:

2011 Jake Lowery, James Madison
2010 Bryan Holaday, TCU
2009 J.T. Wise, University of Oklahoma
2008 Buster Posey, Florida State
2007 Edward Easley, Mississippi State
2006 Jake Smith, East Carolina
2005 Jeff Clement, USCA
2004 Kurt Suzuki, Cal State - Fullerton
2003 Ryan Garko, Stanford University
2002 Jeremy Brown, Alabama
2001 Kelly Shoppach, Baylor University
2000 Brad Cresse, LSU

CollegeSportsMadness.com: Junior lefty Ryan Beck was named CollegeSportsMadness.com WAC Player of the Week for his exceptional performance during the week of March 12-18. That week he earned his third win of the year after seven innings of work without allowing any runs to cross the plate. For a complete list of all conference players of the week by CollegeSportsMadness go to <http://www.collegesportsmadness.com/baseball/weekly-awards>.

Catcher Zac Fisher was named CollegeSportsMadness.com WAC Player of the Week for his performance during the week of March 22-25. That week Fisher helped the Aggies to a 6-0 record that included two wins over No. 5 Arizona.

Designated Hitter Named Regional Player of the Week: New Mexico State designated hitter Cody Edwards was named West Regional Player of the Week by CollegeBaseballInsider.com, Friday, March 2. Edwards, who was also named Western Athletic Conference Hitter of the Week this past week, hit .467 (7-of-15) playing in six games during the week of Feb. 20-26.

Stopper of the Year Watch List: Senior reliever Scott Coffman was one of 45 players named to the initial watch list for the eighth annual National Baseball Writers Association Stopper of the Year Award as announced by the NCBWA, Jan. 31.

The Stopper of the Year award is given to the top relief pitcher in NCAA Division I baseball and this season's watch list includes the 2011 winner of the award, Corey Knebel of the Texas Longhorns.

Coffman, a native of Albuquerque, N.M., earned the honors after a spectacular 2011 season that saw him tie the school record with nine saves on the year. He is now second in the record books with 14-career saves. He finished the year with a 3-0 record and a 1.88 ERA, while earning first team all-WAC honors. His All-WAC selection came after he posted outstanding numbers. Coffman's 1.31 ERA with four

saves, 16 strikeouts against just 15 hits in 20.2 innings were very impressive considering he didn't have much opportunity to pitch in save situations over the last three weekends of conference play.

The SEC had the most pitchers on this year's watch list with six, while the WAC had the second most with four players on the list. The other pitchers from the WAC include Louisiana Tech's Caleb Dudley, San Jose State's Zach Jones, and Nevada's Matt Gardner. Nominations for the NCBWA Stopper of the Year Award were made by baseball sports information/media relations contacts.

The initial list will be updated with a mid-season release the week of April 16, including the national saves leaders. At the conclusion of the regular season, the Division I national saves leader and four other relief pitching standouts will be selected as finalists and released Wednesday, June 6, prior to start of NCAA Super Regional tournament competition.

The NCBWA's All-America Committee will select the winner, with this year's recipient to be announced during the 2012 College World Series.

NCBWA Preseason All-America: Junior designated hitter Zac Fisher was named to the National Collegiate Baseball Writers Association preseason All-American team after a good season last year.

Fisher, a preseason NCBWA third team selection, helped the Aggies to a 34-24 record last year and hit a team-leading .398 with 68 hits. He posted 16 doubles and 56 RBI to go along with a team-high eight home runs. He also led the team in slugging percentage at .632. Fisher's great hitting skills helped NM State become the 2011 NCAA Statistical Champion for batting average (.337) while the team was second nationally in runs per game (8.5) and third in runs scored (495). He earned 2011 ABCA (American Baseball Coaches Association) all-Midwest region honors, led the offense hitting .398 on the year as he appeared in 52 games while starting in 44. He also tied for team-high honors with 68 hits including 16 doubles and a team-high eight home runs.

Louisville Slugger Preseason All-America: Collegiate Baseball Newspaper (CBN) released the 2012 Louisville Slugger Pre-season All-American teams, Tuesday, Dec. 20, with New Mexico State senior right-hand pitcher Scott Coffman claiming third team honors as a reliever. The Aggies earned points in the CBN Preseason Top 40 poll that was released on Monday.

CollegeSportsMadness.com Preseason Team: Junior Zac Fisher represented the Aggies on the College Sports Madness Baseball Preseason All-American Teams, which were released Saturday, January 7 on CollegeSportsMadness.com, as a fourth team honoree. Fisher, who was named to the team as an infielder, could see time at first base, catcher and as a designated hitter in 2012.

WESTERN ATHLETIC CONFERENCE BASEBALL PLAYERS OF THE WEEK

May 14-20: New Mexico State first baseman Tanner Rust has been named the Verizon Western Athletic Conference Baseball Hitter of the Week, for his play during the week of May 14-20.

Rust, a sophomore from Lakeside, Calif. (El Capitan HS), hit .500 (10-for-20) with five runs scored, two doubles, a triple, a home run, five RBI and one walk as the Aggies went 4-1 on the week with a win over CSU Bakersfield and a three-game series sweep at San Jose State. Rust had 43 putouts, three assists and only one error on defense through his five games last week.

In a 12-10 loss at rival New Mexico, Rust went 3-for-5 at the plate with his first home run of the season. He also picked up two RBI at New Mexico. Rust recorded a sacrifice fly in game two at San Jose State to secure a 4-2 win over the Spartans. Rust then finished the week leading the Aggie offense going 4-for-4 at the plate with a triple, three runs scored and two RBI as the Aggies won their regular-season finale 15-2 at SJSU.

April 2-8: The Western Athletic Conference office named junior catcher Zac Fisher the Verizon Western Athletic Conference Hitter of the Week for his play during the week of April 2-8. This is Fisher's first hitter of the week honor this year and the second of his career.

Fisher, a junior from Fontana, Calif. (A.B. Miller HS), hit .375 (6-for-16) with three runs scored, a home run, three RBI and three walks as the Aggies went 3-1 on the week. Fisher, who leads the WAC with 53 hits and 45 RBI on the year, brought in the tying run on a single through the right side as the Aggies came from behind to defeat Nevada 7-6 in the series finale to help NMSU win the three-game series. Fisher started the week going 3-for-4 with a run scored and an RBI against in-state rival New Mexico to lead the Aggies to a 7-5 win.

March 19-25: Senior infielder Kurt Snowley has been named Verizon Western Athletic Conference Hitter of the Week for the week of March 19-25. It is Snowley's first career WAC Hitter of the Week honor.

Snowley, a senior from Milwaukie, Ore. (Rex Putnam HS), helped to extend the Aggies winning streak to 12 games after he hit .524 (11-of-21) in five games played last week. The most impressive of Snowley's stats from last week might be that he struck out only once in 21 at bats. Snowley also tallied a .714 slugging percentage on the week and marked two walks while being hit by a pitch once to attribute to his .560 on-base percentage on the week. His on-base percentage helped the Aggies move into the top-spot nationally with a team on-base percentage of .443. In a 7-4 victory over No. 5 Arizona, Snowley went 3-of-5 with a double, an RBI and a run scored. They very next day against the Wildcats, Snowley posted a 3-of-6 showing to go along with a double, two runs scored and an RBI. He went 4-of-5 in an 11-9 win over UTPA in game one of a doubleheader. That day he tallied his eighth double of the season.

March 12-18: Centerfielder Kyle Phillips and left-hand pitcher Ryan Beck were named the Verizon Western Athletic Conference Baseball Hitter and Pitcher of the Week, respectively, for March 12-18 the league office announced, Monday, March 19.

Phillips, a junior from Tacoma, Wash. (Curtis HS), helped the Aggies to four-straight wins that week as he hit a team-high .533 (8-of-15) without striking out. He had a .650 on-base percentage on the week as he also reached base on three walks, twice by being hit by a pitch. Phillips was also very effective in centerfield as he did not allow an error and had 12 putouts. He started the week 3-of-4 at the plate with an RBI and two runs scored in a 6-2 win over in-state rival New Mexico. Phillips tallied three RBI and four runs scored after going 3-of-5 at the plate with two home runs in game one of a doubleheader against SE Missouri State. Through four games last week, Phillips hit .533 with seven runs scored, eight hits, two doubles, two home runs, five RBI and three walks.

Beck, a junior from Fort Collins, Colo. (Fort Collins HS), earned his third win of the year after seven innings of work without allowing any runs to cross the plate. Beck's ERA fell to 2.00 after the evening and has a team-high 41 strikeouts after posting nine in his win over the Redhawks that week. He also gave up only five hits after facing 25 batters.

March 5-11: Senior outfielder Bryan Karraker was named the Verizon Western Athletic Conference Baseball Hitter of the Week for the week of March 5-11. This is his second WAC hitter of the week honor. Karraker, a senior from Phoenix, Ariz. (Pinnacle HS), hit .450 (9-of-20) as New Mexico State defeated in-state rival New Mexico and split a four-game series with 2011 NCAA Tournament participant Kent State. Karraker posted nine hits, three walks and was hit by a pitch three times for a .577 on-base percentage. He had a stellar performance against the Lobos, going 2-for-3 at the plate with three RBI to boost NM State to a 16-12 win. Karraker had a 3-of-6 showing at the plate in a 12-6 win over Kent State with two doubles, two RBI and two runs scored. He finished the week with a .600 slugging percentage and seven RBI. Karraker picked up a hit in each game last week and has now reached base safely in 11 straight games.

Feb. 20-26: Junior Cody Edwards was named Verizon Western Athletic Conference Hitter of the Week by the WAC office for his play during the week of Feb. 20-26. This is Edwards first career WAC Hitter of the Week honor.

Edwards became only the second player in Aggie baseball history to hit for the cycle as former Aggie catcher Joe Leghorn was the first to achieve the accomplishment. Leghorn did it against Sacramento State, March 18, 2007. Edwards hit .467 (7-of-15) playing in six games that week. His big game came in game two of the doubleheader, Feb. 26 when he hit for the cycle, going 4-of-5 at the dish. He started with a double in the first inning, then posted a single to centerfield in the third inning. Edwards tallied a three-run triple that same inning and completed the cycle with a grand slam in the bottom of the sixth. Edwards tallied 11 RBI in the 23-11 victory over the Pioneers, which was just one short of the NM State record. He went 1-for-3 with an RBI against No. 4 Rice as the Aggies fell 7-5, Feb 21. Edwards finished the week with a 1.067 slugging percentage and a .500 on-base percentage.

2012 NM State Baseball Roster

Numerical

Alphabetical

#	NAME	POS	B/T	HT	WT	YR	HOMETOWN/PREVIOUS SCHOOL
2	Ethan Chavez	OF	R/R	5-9	160	Jr.	Mesa , Arizona (University of Arizona)
3	Robert Kraft	LHP	L/L	5-11	148	Fr.	Oklahoma City, Okla. (Heritage Hall HS)
4	Randy Montoya	RHP	R/R	6-1	180	Jr.	Las Cruces, N.M. (Onate HS)
5	Jeff Neptune	RHP	R/R	6-0	175	Sr.	Barlesville, Okla. (N.E. Okla. A&M)
6	Parker Hipp	INF	L/R	6-2	200	Jr.	San Diego, Calif. (Cathedral Catholic HS)
7	Trey Higginbotham	LHP	L/L	6-1	159	Fr.	Tucson, Ariz. (Ironwood Ridge HS)
8	Tanner Rust	INF	S/R	6-3	215	So.	Lakeside, Calif. (El Capitan HS)
9	Kyle Phillips	OF	R/R	5-9	192	Jr.	Tacoma, Wash. (Edmonds CC)
10	Bryce Griffin	INF	R/R	6-0	182	So.	Corono, Calif. (N.E. Okla. A&M)
11	Zachary Voight	INF	R/R	6-1	195	Sr.	Denton, Texas (Navarro JC)
12	Kurt Snowley	INF	S/R	6-1	180	Sr.	Milwaukie, Ore. (Mount Hood CC)
15	Michael Ormseth	RHP	R/R	6-1	157	Jr.	Las Cruces, N.M. (Luna CC)
16	Trey Ross	LHP	R/L	5-10	170	Sr.	Austin, Texas (San Jacinto College)
17	Josh Loera	INF	R/L	5-5	142	Jr.	Las Cruces, N.M. (N.M.M.I.)
18	Bryan Karraker	OF	R/R	5-10	180	Sr.	Phoenix, Ariz. (Central Arizona College)
19	Tanner Waite	OF	L/L	5-10	185	Sr.	Westminster, Colo. (Lamar CC)
21	Justin Cooper	RHP	R/R	6-1	170	Sr.	Roswell, N.M. (Goddard HS)
22	Cody Edwards	RHP	R/R	6-4	217	Jr.	Yakima, Wash. (Bellevue CC)
23	Robert Roher	RHP	R/R	6-1	170	Sr.	Celina, Texas (Navarro JC)
24	Zac Fisher	C	R/L	6-3	210	Jr.	Fontana, Calif. (A.B. Miller HS)
26	Timothy Torsney	RHP	R/R	6-3	175	So.	Palmdale, Calif. (Paraclete HS)
27	Casey Collins	RHP	R/R	6-7	205	Sr.	Glendale, Ariz. (South Mountain JC)
28	Andy Lyon	OF	R/R	6-3	195	Sr.	Edmonds, Wash. (Edmonds CC)
29	Brennen Jacobsen	INF	R/R	6-1	179	Fr.	Madera, Calif. (San Joaquin Memorial HS)
30	Tyler Mack	RHP	R/R	6-4	200	Jr.	Katy, Texas (Cinco Ranch HS)
31	Tyler Aguirre	RHP	R/R	5-9	164	Fr.	Albuquerque, N.M. (La Cueva HS)
32	Scott Coffman	RHP	L/R	6-1	180	Sr.	Albuquerque, N.M. (Albuquerque Academy)
33	Patrick McMeel	C	R/R	6-1	237	Jr.	Olympia, Wash. (Western Nevada JC)
34	Adam Mott	RHP	R/R	6-5	240	Jr.	Riverside, Calif. (N.E. Okla. A&M)
35	Robert Lecount	INF	R/R	6-1	215	Jr.	Shoreline, Wash. (Edmonds CC)
36	Ryan Beck	LHP	L/L	6-3	220	Jr.	Ft. Collins, Colo. (Fort Collins HS)
37	Evan Mott	RHP	R/R	6-5	246	Jr.	Riverside, Calif. (N.E. Okla. A&M)
38	Robert Vancour	RHP	R/R	6-1	210	Jr.	San Antonio, Texas (Barton County CC)
39	Brandon Cooper	RHP	S/R	6-1	172	Fr.	Roswell, N.M. (Goddard HS)
40	Ryan Patterson	RHP	R/R	5-10	172	Fr.	Camas, Wash. (Camas HS)
44	Brock Neil	INF	L/L	6-6	245	Sr.	Winters, Calif. (Cosumnes River College)
48	Sean Dwyer	C	R/R	6-1	204	Jr.	Missoula, Mont. (Western Nevada JC)
51	Jake Peace	OF	L/R	5-10	157	Fr.	Oklahoma City, Okla. (Bishop MC Guinness HS)
53	Josh Watson	OF	L/R	6-0	152	Fr.	Las Cruces, N.M. (Mayfield HS)
54	Trey Gonzalez	RHP	L/R	6-2	205	So.	Carlsbad, N.M. (Carlsbad HS)

31	Aguirre, Tyler
36	Beck, Ryan
2	Chavez, Ethan
32	Coffman, Scott
27	Collins, Casey
39	Cooper, Brandon
21	Cooper, Justin
48	Dwyer, Sean
22	Edwards, Cody
24	Fisher, Zac
39	Gonsalez, Trey
10	Griffin, Bryce
7	Higginbotham, Trey
6	Hipp, Parker
18	Karraker, Bryan
3	Kraft, Robert
35	Lecount, Robert
17	Loera, Josh
28	Lyon, Andy
30	Mack, Tyler
33	McMeel, Patrick
4	Montoya, Randy
34	Mott, Adam
37	Mott, Evan
44	Neil, Brock
5	Neptune, Jeff
15	Ormseth, Michael
40	Patterson, Ryan
51	Peace, Jake
9	Phillips, Kyle
23	Roher, Robert
16	Ross, Trey
8	Rust, Tanner
12	Snowley, Kurt
26	Torsney, Timothy
11	Voight, Zach
19	Waite, Tanner
53	Watson, Josh

Head Coach: Rocky Ward - 16th season (No. 14) (Oklahoma State '88);
Assistant Coach: Mike Evans (No. 1) (Neb.-Omaha) **Assistant Coach:** Gary Ward (No. 20) (NM State '63);
Volunteer Assistant: Nate Shaver (No. 25) (NM State '09); **Student Assistant:** Josele Diaz

By State

Arizona (4) Ethan Chavez Casey Collins Trey Higginbotham Bryan Karraker	Montana (1) Sean Dwyer	Oregon (1) Kurt Snowley
California (9) Zac Fisher Bryce Griffin Parker Hipp Brennen Jacobsen Adam Mott Evan Mott Brock Neil Tanner Rust Tim Tosney	New Mexico (9) Tyler Aguirre Scott Coffman Brandon Cooper Justin Cooper Trey Gonzalez Josh Loera Randy Montoya Michael Ormseth Josh Watson	Texas (5) Tyler Mack Robert Roher Trey Ross Robert Vancour Zachary Voight
Colorado (2) Ryan Beck Tanner Waite	Oklahoma (3) Robert Kraft Jeff Neptune Jake Peace	Washington (6) Cody Edwards Robert Lecount Andy Lyon Patrick McMeel Ryan Patterson Kyle Phillips

By Class

Seniors (12) Scott Coffman Casey Collins Justin Cooper Bryan Karraker Andy Lyon Brock Neil Jeff Neptune Robert Roher Trey Ross Kurt Snowley Zachary Voight Tanner Waite	Juniors (16) Ryan Beck Ethan Chavez Sean Dwyer Cody Edwards Zac Fisher Parker Hipp Robert Lecount Josh Loera Tyler Mack Patrick McMeel Randy Montoya Adam Mott Evan Mott Michael Ormseth Kyle Phillips Robert Vancour	Sophomores (4) Trey Gonzalez Bryce Griffin Tanner Rust Tim Torsney
		Freshmen (8) Tyler Aguirre Brandon Cooper Trey Higginbotham Brennen Jacobsen Robert Kraft Ryan Patterson Jake Peace Josh Watson

HEAD COACH ROCKY WARD



Before Rocky Ward came to New Mexico State, the Aggies were lacking some positive tradition when it came to their baseball program. Now the tradition is positive, hard working and successful.

Ward heads into his 16th season at NM State in 2012, 13 of which have been as head coach and a couple (2001-02) as co-head coach along with his father Gary. During the 15 seasons that Ward has been part of the Aggie program, NM State has set or tied 68 team records and set or tied 51 individual records.

The 2011 season was another banner year for Ward and the NM State baseball team. The Aggies finished the season with a 34-24 record, marking their third consecutive season with at least 30 wins. Ward, the all-time winningest baseball coach in NM State history, now stands at 368 wins in his Aggie coaching career, 436 counting the two seasons he co-coached with his father.

Under the tutelage of Ward, NM State won the 2011 NCAA Division I batting average title with a combined .337 batting average on the season. Twelve Aggie players finished with a batting average above .300, including eight starters who finished with a batting average above .325. The Aggies also led the nation in slugging percentage (.474), were third in total runs (495), third in walks (333), had a 10-win pitcher for the first time since 1995 and had five players who earned All-WAC honors.

Ward headed into the 2011 season with 334 wins, which put him No. 1 on the wins list for baseball head coaches at NM State. He entered the 2010 season just two wins short of Jim Kwasny who tallied 300 wins from 1969-82.

Ward surpassed Kwasny on the all-time wins list when the Aggies defeated Akron 8-3 in game one of a doubleheader, Saturday, Feb. 27, 2010.

With 36 wins in 2010, Ward's team posted 80 wins over two seasons. The 14 conference wins NM State posted in 2010 were second most in team history as the 2009 team tallied 15 WAC wins. The Aggies established two significant winning streaks during the season, which helped to obtain a national ranking. The first was a 12-game win streak that went from March 20-April 9. The second was a 10-game win streak that went from April 18-May 2.

Ward's team showed success, not only by winning, but also by earning plenty of accolades in 2010. The Aggies earned five WAC Hitter of the Week honors with senior Leo Aguirre earning the honor twice. Wade Reynoso, Ben Harty and Nate Shaver each earned the honor once, while junior Dan Reid was the only Aggie pitcher to earn WAC Pitcher of the Week Honors.

Along with all the weekly honors, the Aggies also picked up a few post-season awards. Aguirre, along with shortstop Ryan Aguayo, earned All-WAC honors. Aguirre was named to the first team, while Aguayo was a second-team honoree. Probably the most impressive accomplishments, especially with a 60-game season, was having 12 baseball players being named to the 2009-10 Academic All-WAC teams.

Ward's 2009 season was a remarkable one to say the least as his team won the most games in program history, made it to the Western Athletic Conference tournament finals and broke two home run records. The 44 games the Aggies won in 2009 broke the record that was held by the 2003 NM State baseball team the won 43 games while a part of the Sun Belt Conference. With its winning ways,

All-Time Winningest NM State Coaches (By Victories)

<u>Coach (Years)</u>	<u>Wins</u>
1. Rocky Ward (1997-00, 03-Present)	403
2. Jim Kwasny (1969-82)	300
3. Elliott Avent (1989-96)	225
4. Curt Cook (1983-86)	78
5. Gary Ward (2001-02)	69
6. Presley Askew (1962-65)	42
7. Mike Ryan (1988)	38
8. Pat Ryan (1966-68)	23
9. Sal Gonzalez (1987)	20

Year-by-year with NMSU

1997	21-33
1998	23-29
1999	18-38
2000	19-36
2003	43-18
2004	33-25-1
2005	28-29
2006	19-36
2007	22-34
2008	28-33
2009	44-17
2010	36-23-1
2011	34-24
<u>2012</u>	<u>35-22</u>
14 Years	403-397-2

NM State went into the WAC tournament as the No. 4 seed and eventually ousted No. 1 seed San Jose State and No. 2 seed Louisiana Tech before falling to Fresno State in the championship series, losing 9-7 and 5-3. The Aggies did place three players on the all-tournament team including senior outfielder Richard Stout, junior infielder Mike Sodders and junior right-hand pitcher DJ Simon.

What led to Ward's team success in 2009? Well to start, his team led the nation in on-base percentage (.469), slugging percentage (.599), runs (688), RBIs (628), total bases (1,310) and walks (416). It also helped that his team got off to 26-3 start, which helped to get the Aggies into the national polls at No. 24. It was the best start in program history. NM State hadn't had a start close to that since the 1990 team went 19-3 to open the season.

The 2009 Aggies started the season with 487 wins at Presley Askew Field and on Saturday, March 14 NM State picked up win No. 500 at Presley Askew Field with a 19-5 victory over visiting Northern Colorado. With all of the success that season, Ward had two players placed on All-American teams. Shortstop Bryan

Marquez was named to six different All-American teams while catcher Jeff Farnham was also named to an All-American team.

The 2008 season saw the NM State baseball team bring the power Aggie fans are used to. NM State led the WAC with 100 home runs and made it to the WAC tournament for the first time in school history after posting a 15-17 conference record, the best record for the Aggies since joining the WAC. Four players hit double-digit home runs including Joseph Scaperotta (23), Franky Busani (16), Marcus Quade (11) and Chris Auten (10). Scaperotta led the WAC in home runs, RBIs (82) and total bases (160). The offensive production by the Aggies was rewarded at the end of the year as six players were named to the All-WAC teams. Scaperotta earned first-team honors as an outfielder; Joe Leghorn was named first-team for his play at catcher, while Tyler Hardt earned first-team as a designated hitter. Right-handed pitchers Tyler Sturdevant and Heath Goin, along with shortstop Richard Stout, all made the second team.

Only the 2003 NMSU baseball team had as many all-conference selections, when there were three first-team and three second-team All-Sun Belt Conference selections. Goin and Sturdevant were the first pitchers to be selected to an all-conference team since Dustin Cameron was selected to second-team All-Sun Belt Conference in 2003. For the second consecutive season, Richard Stout led the team and conference in stolen bases with 20. He posted 26 in 2007. First baseman Chris Auten finished the 2008 season with a 21-game hitting streak, which carried over into the next season. He also led the Aggies with 24 doubles and had the most multiple hit games with 26. The 21-game hitting streak was the longest hitting streak in the WAC in 2008, as he also finished leading the conference in hits per game with 1.53.

Although the 2007 season was filled with plenty of ups and downs, there were plenty of highlights for Ward. First of all, he became the second winningest coach in school history with 226 wins. He surpassed Elliot Avent (1989-96), May 14, 2007, when the Aggies beat Texas Tech 5-4. Under Ward, catcher Joe Leghorn hit for the cycle against Sacramento State, March 18, 2007, while utility player

Marcus Quade set a new hitting streak record going 33 straight games with a hit. Stout's 26 steals led the team and the conference in 2007 and also got him into the top-10 single-season record book as an Aggie for steals. Pitcher Brian Gausman held the record for most appearances as an Aggie with 85 as he pitched every game under Ward.

In what was one of the toughest years for Ward and staff, the New Mexico State baseball team can look back on the 2006 season and be proud of its accomplishments. Prior to the season, the Aggies picked up two preseason all-conference awards as second baseman Jason Long and first baseman Luke Hopkins were both named to the Preseason All-WAC Team. In addition, Hopkins was named a 2006 second-team preseason All-American and was listed on the Wallace Award Watch List, an honor awarded each year to the national college baseball player of the year. At the season's conclusion, center fielder Vince Rodden was named to the second-team All-WAC as he led the conference in stolen bases (33), stolen bases per game (0.61), plate appearances per game (4.94) and was second in walks (48). Serving as the Aggies' most powerful weapon at the plate, Hopkins also scattered his name in the record books after completing his second full season with NM State.

In single season records, Luke finished 2006 with the highest on-base percentage in school history (.548), tied for fifth in walks (53) and fifth in slugging percentage (.799). He led the nation in walks per game (1.2), was third in the nation in RBIs per game (1.48), seventh in slugging percentage, 10th in home runs per game (0.36) and 24th in batting average (.403). Injuries also took a major toll on the Aggies throughout the year, as six players were lost for all or part of the season. One of the biggest losses was Tyler Sturdevant, who in only five appearances from the mound struck out 29 batters in 28 innings and had one complete game before falling victim to an arm injury. Six other Aggies sustained injuries, including Hopkins.

Despite the injuries, NM State did manage to post a record setting game in their 17th test of the season as they pounded the Northern Iowa Panthers 37-11 on March 4. Heading into the series, the Panthers had a national RPI ranking of six and were undefeated at 6-0.

In the series opener, the Aggies looked like they were on their way to a win as they led 11-9 heading into the final inning. UNI then exploded for six runs on five hits in the top of the ninth and shut NMSU down in the bottom half to steal the win in the comeback effort. That was just the motivation the Aggies needed to exact revenge on the visiting squad as they hammered out their 37 runs on 22 hits the following day. In the win, NM State also set two school records, one of which had stood for 26 years. The 37 runs scored was the most in school history since NM State beat Western New Mexico 35-0 back in 1981. The Aggies also set the record for most RBI in a game (33), surpassing the old mark of 32 set in 2005 against Chicago State.

Ward went into the 2005 season with four consecutive winning seasons in five years and NCAA Tournament appearances in 2002 and 2003. NMSU had never made a postseason appearance before 2002 and had never posted four straight winning seasons.

During the 2005 season, the Aggies had another successful year despite finishing with an overall record of 28-29. Ward's Aggies finished ranked in the top 10 in the country in three categories while finishing in the top 20 in a third. As a team, the Aggies finished second in the nation in home runs per game (1.56) with 89 total, third in scoring (9.3 runs/game), sixth in slugging percentage (.522) and 16th in batting average (.320). Several Aggies also made their mark in individual statistics as Mark Aranda led the nation in RBIs per game (1.57) and Hopkins finished closely behind in fourth (1.41). Aranda also finished second in home runs per game (.41) and third in slugging percentage (.767) while Hopkins ranked 38th in batting average (.392) and in slugging percentage (.679) as a freshman. Following the season, Aranda signed as a free agent with the Florida Marlins.

In an early season series against Chicago State, the Aggies set a new school record for runs scored in a four-game series as they plated 94 runs to sweep the series. The Aggies also defeated their rivals from the north, the New Mexico Lobos, three straight times, a feat that had not been accomplished since the 2001 season. The Aggies also proved to be a dominating force on their own diamond as they finished the season with a home record of 22 wins and only seven losses.

In 2004 the Aggies hit 115 home runs, setting a school and Sun Belt Conference record. Six different players hit at least 10 home runs that season, another school record. For the second consecutive season, the Aggies led the nation in home runs. The team also finished fifth in runs scored. All the records weren't set at the plate. NM State set a school record for best fielding percentage with a mark of .968. The Aggies finished 12-12 in conference play, the first time in school history the team finished .500 or better in league play in back-to-back seasons. Billy Becher became the first player in NCAA Division I history to lead the country in home runs and runs batted in per game in consecutive seasons. Becher finished the season with a .329 average, 19 doubles, 25 home runs and 90 RBI.

In 2003, the Aggies set school records for most wins in a season (43), most home wins in a season (31), best home winning percentage in a season (.912) and extended a school record home winning streak against non-conference opponents to 40. The Aggies had three players -- Becher, Alex Borgo and Brad Ditter -- earn first-team All-Sun Belt Conference honors while Becher and Ditter were taken in the Major League Baseball free agent draft.

In 2002, Ward helped lead New Mexico State baseball to its first ever NCAA Tournament appearance and a Sun Belt Conference championship. Four players off that team were taken in the Major League Baseball free agent draft. Corey Harrington, Ryan Kenning, Gabe Veloz and Erik Winegarden all continued their careers after leading the Aggies to a spectacular season.

In 2001, the Aggies posted its first winning record since 1996 with a record of 32-23. In the season finale, NM State won two of three games versus Louisiana-Lafayette, who was a 2000 College World Series Final Four team.

From 2001-06 the Aggies posted a combined record of 174-120, the most wins in a five-year span in the history of Aggie baseball. The Aggies set school records for most Division I wins in a season three years in a row - 29 in 2001, 34 in 2002 and 41 in 2003.

In 2000, the Aggies finished 11th in the nation in doubles and led the Big West Conference, while ranking 21st nationally in scoring.

In 1999 Chris Barski, Luke Sullivan, Corey Richardson and Chris Weekly were all taken in the draft, which represented the most Aggies ever drafted in one year.

In 1998, the Aggies ranked fifth in the country in batting with its .351 team average and scored 10.35 runs per game to rank third in the country.

In 1997, Ward led the Aggies to a two-game sweep of the then No. 1 Texas Tech Red Raiders by scores of 12-11 and 19-17.

Ward came to Las Cruces from Kansas State, where he served two years as the hitting and infield coach and recruiting coordinator for the Wildcats from 1995-96. Prior to Kansas State, Ward spent the 1994 fall season as the top assistant coach at the University of Indianapolis. He served as the interim administrative assistant at Oklahoma State in the spring of 1994 before moving to Indianapolis.

A 1988 graduate of Oklahoma State, Ward played third base and catcher for the Cowboys from 1986 to 1988. The 1987 team finished as the runner-up at the College World Series, losing to Stanford in the championship game. The 1988 team ended its campaign with an amazing 61-8 record and was ranked No. 1 in the nation by Baseball America for a record 12 consecutive weeks. Ward was a two-time Phillips 66 Academic All-Big Eight selection during his three-year playing career at OSU.

He began his collegiate playing career at Connors State College in Warner, Okla., where he helped the squad to a 72-13 record in 1984. Ward transferred to Western Oklahoma State University in 1985.

In 1989, Ward created the Mid-America II Baseball Schools. Each year, he hosts a variety of camps that teach and fine-tune the baseball skills of America's youth. From 1988 through 1994, he served as the marketing director and an instructor for the Mid-America Baseball School.

Ward earned his bachelor's degree from Oklahoma State in 1988 and his master's at the University of Central Oklahoma in 1992. He spent some of his childhood growing up in Las Cruces while his father was working towards his master's degree at New Mexico State. Ward is married to the former Jennifer Whitaker. The couple has three daughters, Emily (20), twin girls Malia (10) and Jorie (10), and two sons, Garrett (14) and Bradan (13).

2012 NM State Player Notes



No. 4 - Randy Montoya - Junior - RHP

- Has pitched in 18 games, all in relief
- ERA is 2.19
- Has a record of 1-1 in 12.2 innings of work
- Has one save this season
- Has recorded eight strikeouts this season
- In neutral site games, Montoya has made one appearance in 0.2 innings of work.
- Against teams in the NCAA Tournament, Montoya has a record of 1-0 in 10 appearances with an ERA of 2.84

No. 6 - Parker Hipp - Junior - Second Baseman

- Second Team All-WAC Second Baseman
- Has played and started 57 games this season
- Has a batting average of .350 (Second on team. Third in WAC.)
- Has 203 plate appearances with 71 hits
- Has recorded 54 walks (Second on team. Second in WAC. Sixth in the nation.)
- In the last 10 games he has hit for .425 with 15 hits.
- Is tied for the teams current longest hitting streak with eight
- In neutral site games, Hipp has hit for .438 with 7 hits on 16 at bats.
- Against teams in the NCAA Tournament, Hipp has hit for .346 with 27 hits on 78 at-bats.

No. 8 - Tanner Rust - Sophomore - Infield

- Second Team All-WAC First Baseman
- Has played in 46 games this season, starting 36
- Has a batting average of .338
- Has 46 hits this season
- In the last 10 games, he has hit for .455 (First on team.)
- Only Aggie player selected as an All-WAC Tournament player.
- In neutral site games, Rust has hit for .500 with four hits on eight at-bats.
- Against teams in the NCAA Tournament, Rust has hit for .365 with 19 hits on 52 at-bats

No. 11 - Zach Voight - Senior - Infield

- Has played in 52 games this season, starting 50.
- Has a batting average of .301
- Has 59 hits on 196 at-bats this season.
- Has eight homeruns (Second on team. Tied for fourth in WAC.)
- Has 54 RBI this season (Second on team. Second in WAC.)
- In neutral site games, he has hit for .308 with 4 hits on 13 at bats.
- Against teams in the NCAA Tournament, Voight has hit for .308 with 24 hits on 78 at-bats.
- Five of his eight home runs have come against NCAA Tournament teams.

No. 12 - Kurt Snowley - Senior - Infield

- Has played in 51 games this season with 44 starts
- Has a batting average of .327 (Third on team)
- Has 51 runs scored (Third on team. Third in WAC.)
- Became one of three Aggies ever to hit for the cycle earlier this season.
- In neutral site games, Snowley Has hit for .308 with four hits on 13 at-bats.
- Against teams in the NCAA Tournament, Snowley has hit for .310 with 22 hits on 71 at-bats.

No. 18 - Bryan Karraker - Senior - Outfield

- Has played and started in 56 games this season
- Has a batting average of .288
- Has 37 walks this season (Third on team. Tied for fourth in WAC.)
- Has 52 runs scored this season (Second on team. Second in WAC.)
- In neutral site games, Karraker has hit for .211 with four hits on 19 at-bats.
- Against teams in the NCAA Tournament, Karraker has hit for .288 with 22 hits on 82 at-bats.

No. 19 - Tanner Waite - Senior - Outfield

- Has played in 57 games this season, starting 55
- Has a batting average of .310 (Fifth on team)
- Has 69 walks this season (leads team. Leads WAC. Leads nation.)
- In neutral site games this season, Waite has hit for .267 with four hits on 15 at bats.
- Against teams in the NCAA Tournament, Waite has hit for .291 with 23 hits on 79 at-bats.

No. 21 - Justin Cooper - Senior - RHP

- Has pitched in five games this season, all in relief
- ERA is 13.50 this season
- Has not recorded a win or a loss in 2.2 innings of work
- Has recorded three strikeouts this season
- Has two plate appearances in three games with no hits.
- In neutral site games, Cooper has made one appearance with 1.1 innings.
- Against teams in the NCAA Tournament, Cooper has made three appearances in 1.1 innings with an ERA of 13.50.

No. 7- Trey Higginbotham - Freshman - RHP

- Has pitched in 14 games this season, all in relief
- ERA is 2.08
- Has not recorded a win or loss in 8.2 innings of work
- Opponent batting average is .207 against him
- Has seven strikeouts this season
- In neutral site games, Higginbotham has three appearances with an ERA of 0.00 in 2.1 innings of work.
- Against teams in the NCAA Tournament, Higginbotham has six appearances in 3.1 innings and an ERA of 0.00.

No. 24 - Zac Fisher - Junior - Catcher

- Preseason WAC Player of the Year
- Preseason All-American
- First Team All-WAC Catcher
- Has played and started 57 games this season
- Has a batting average of .363 (First on team. First in WAC.)
- 81 Hits on the season (First on team. First in WAC.)
- 58 RBI this season (first on team. First in WAC. 32nd in the nation.)
- In neutral site games this season he is 7-of-16 with a batting average of .438
- Against teams in the NCAA Tournament, Fisher has a batting average of .443 with 39 hits on 88 at-bats.

No. 28 - Andy Lyon - Senior - Outfield

- Has played in 29 games this season, starting eight
- Has a batting average of .286
- Has 14 hits this season
- In neutral site games, Lyon has hit for .333 with one hit on three at-bats
- Against teams in the NCAA Tournament, Lyon has hit for .182 with six hits on 33 at-bats.

No. 5 - Jeff Neptune - Junior - RHP

- Has pitched in nine games, all in relief
- Has an ERA of 17.55
- Has not recorded a win or loss in 6.2 innings of work
- Has recorded nine strikeouts this season
- In neutral site games, Neptune has made one appearance in 1.2 innings of work with an ERA of 5.40
- Against teams in the NCAA Tournament, Neptune has made seven appearances in 3.0 innings with an ERA of 21.00.

No. 32 - Scott Coffman - Senior - RHP

- Preseason All-WAC and Preseason All-American
- First Team All-WAC Pitcher
- Has pitched in 27 games, all in relief (27 appearances leads team. Third in WAC)
- ERA is 3.79 this season
- Has a record of 3-1 this season
- Has recorded eight saves this season (Tied for fourth in WAC)
- Has pitched 40.1 innings this season
- Has recorded 51 strikeouts this season (Fourth on team)
- Opponent batting average is .211 against him
- In neutral site games, Coffman has made two appearances in 1.2 innings of work with an ERA of 48.60
- Against teams in the NCAA Tournament, Coffman has made 10 appearances in 18.2 innings with an ERA of 0.96.

No. 36 - Ryan Beck - Junior - LHP

- Has pitched in 16 games, starting 15
- Record of 5-6, third in wins on the team
- Has recorded 94 strikeouts (Most on team and WAC. 34th in nation)
- Lowest ERA of an Aggie starter with 4.22
- Pitched 91.2 innings this season (First on team. First in WAC)
- Has started neutral site games with 9.1 innings pitched giving up 15 hits and 12 runs with an ERA of 3.86.
- Against teams in the NCAA Tournament, Beck has a record of 1-4 with a 5.23 ERA

No. 9 - Kyle Phillips - Junior - Outfield

- Has played and started in 51 games this season
- Has a batting average of .321 (Fourth on team)
- Has six homeruns this season (Tied for third on team. Tied for sixth in WAC.)
- Has 60 hits on the season (Sixth on team.)
- Tied for the longest current hitting streak with eight
- In neutral site games, Phillips has hit for .267 with four hits on 14 at-bats.
- Against teams in the NCAA Tournament, Phillips has a batting average of .309 with 21 hits on 68 at-bats.

No. 35 - Robert Lecount - Junior - INF

- Has played in 56 games, starting 55.
- Has a batting average of .240
- Has 12 homeruns (leads the team. Tied for lead in the WAC. 49th in the nation.)
- Has 50 hits on the season
- In neutral site games, has a batting average of .133 with two hits on 15 at-bats
- Against teams in the NCAA Tournament, Lecount has a batting average of .282 with 24 hits on 85 at-bats.
- Seven of Lecount's homeruns have come against NCAA Tournament teams.

No. 22 - Cody Edwards - Junior - INF/DH/P

- Has played in 38 games with 27 starts
- Has a batting average of .296 with 32 hits this season
- Has six home runs this season (Tied for third on team. Tied for sixth in WAC.)
- In neutral site games, Edwards has a batting average of .182 with two hits in 11 at bats.
- Against teams in the NCAA Tournament, Edwards has a batting average of .320 with 16 hits on 50 at-bats.
- Has pitched in one game as a relief pitcher
- Has not recorded a win or loss in 1.2 innings of work

No. 34 - Adam Mott - Junior - RHP

- First Team All-WAC Pitcher
- Has pitched in 18 games, starting 13
- ERA is 5.01 this season
- Has a record of 6-3 this season
- Has pitched 79.0 innings this season
- Has recorded 73 strikeouts (Second on team. Ninth in WAC)
- Has struck out 24 batters looking (Second on team. Fourth in WAC)
- In neutral site games, Mott has started one game with 4.1 innings of work and an ERA of 12.46.
- Against teams in the NCAA Tournament, Mott has a record of 2-1 with 27.1 innings and an ERA of 6.26

No. 27 - Casey Collins - Junior - RHP

- Has pitched in 18 games, starting nine
- Has an ERA of 5.25 this season
- Record is 4-4 on the season
- Has pitched 60.0 innings this season (fourth most on team.)
- Has recorded 27 strikeouts this season
- In neutral site games, Collins has made two appearances in 2.1 innings of work for an ERA of 7.71
- Against teams in the NCAA Tournament, Collins is 2-0 with an ERA of 5.19 (Best on team).

No. 15 - Michael Ormseth - Junior - RHP

- Has pitched in 17 games, starting 13
- Has an ERA of 5.33 on the season
- Has a record of 8-2 on the season (Eight wins lead team. Tied for second in WAC)
- Has pitched 76.0 innings this season (Second most on team)
- Has 62 strikeouts this season
- Has an ERA of 4.75 in WAC games only
- Against teams in the NCAA Tournament, Ormseth has a record 3-1 with 22.2 innings of work and an ERA of 7.94
- In neutral site games, Ormseth has one appearance with 1.0 inning and an ERA of 18.00

No. 26 - Tim Torsney - Sophomore - RHP

- Has pitched in ten games, starting three
- Has an ERA of 7.0 this season
- His record is 2-1 on the season
- He has recorded one save this season
- Has pitched 27.0 innings this season
- Has recorded 23 strikeouts (Fifth on team)
- Has made two appearances with 5.0 innings pitched on a neutral site giving up nine hits and five runs with an ERA of 7.20.
- Against teams in the NCAA Tournament, Torsney has a record of 1-1 in 11.2 innings with an ERA of 9.26.

No. 23 - Robert Roher - Senior - RHP

- Has pitched in eight games, all in relief
- ERA is 4.15
- Has a record of 1-0 in 8.2 innings of work
- Has recorded eight strikeouts
- Has one save this season
- Opponent batting average is .281 against him
- Against teams in the NCAA Tournament, Roher has two appearances with 2.1 innings pitched and one save.

No. 16 - Trey Ross - Senior - LHP

- Has pitched in 20 games, all in relief
- ERA is 2.77
- Has a record of 2-0 this season
- Has pitched 13.0 innings this season
- Has recorded four strikeouts this season
- In neutral site games, Ross has made one appearance with 1.0 inning of work.
- Against teams in the NCAA Tournament, Ross has made nine appearances in 5.2 innings and one strikeout

No. 30 - Tyler Mack - Junior - RHP

- Has pitched in 23 games this season, starting three
- ERA is 8.80 this season
- Has a record of 2-1 this season
- Has pitched 29.2 innings this season
- Has recorded 26 strikeouts this season
- In neutral site games, Mack has made two appearances in 2.0 innings with an ERA of 9.00.
- Against teams in the NCAA Tournament, Mack has made seven appearances 13.0 innings with an ERA of 13.85.

No. 2 - Ethan Chavez - Junior - OF

- Has played in 21 games this season, starting one.
- Has a batting average .400
- Has six hits this season
- Against NCAA Tournament teams, Chavez has a batting average of .333 with three hits on nine at-bats

No. 3 - Robert Kraft - Freshman - LHP

- Has pitched in 22 games this season, all in relief
- Has an ERA of 7.56
- Has not recorded a win or loss in 8.1 innings of work
- Has recorded nine strikeouts this season
- In neutral site games, Kraft has made two appearances with 0.2 innings pitched.
- Against teams in the NCAA Tournament, Kraft has made seven appearances in 2.2 innings with an ERA of 20.25.

No. 33 - Patrick McMeel - Junior - C

- Has played in 19 games this season, starting nine
- Has a batting average of .219
- Has seven hits this season
- Has seven RBI this season
- Against teams in the NCAA Tournament, McMeel has hit for .300 with three hits on 10 at-bats.

No. 37 - Evan Mott - Junior - RHP

- Has pitched in 18 games, starting one
- ERA is 10.55 this season
- Has a record of 1-2 this season
- Has pitched 21.1 innings this season
- Has recorded 16 strikeouts this season
- In neutral site games, Mott has made two appearances in 1.1 innings of work with an ERA of 27.00.
- Against teams in the NCAA Tournament, Mott has made nine appearances in 13.0 innings of work with an ERA of 8.31.

No. 10 - Bryce Griffin - Sophomore - INF

- Has played in 23 games this season, starting seven
- Has a batting average of .205 this season
- Has eight hits this season
- In neutral site games, Griffin has hit for .500 with four hits on eight at-bats.
- Against NCAA Tournament teams, Griffin has hit for .167 with two hits on 13 at-bats.

No. 29 - Brennan Jacobsen- Freshman - INF

- Has played in six games this season with no starts
- On-base percentage is .143



No. 17 - Josh Loera - Junior - INF

- Has played in six games this season with no starts
- On base percentage is .250

No. 38 - Robert Vancour - Junior - RHP

- Has pitched in two games, both in relief
- Has an ERA of 27.00
- Has not recorded a win or loss in 0.2 innings of work
- Has recorded one strikeout this season

2012 NM State Statistics



NM State 2012 OVERALL Stats

Record: 35-22 Home: 24-8 Away: 11-11 Neutral: 0-3 WAC: 11-7

Player	avg	gp-gs	ab	r	h	2b	3b	hr	rbi	tb	slg%	bb	hp	so	gdp	ob%	sf	sh	sb-att	po	a	e	fld%	
24 Zac Fisher	.363	57-57	223	39	81	18	0	6	58	117	.525	33	3	35	0	.442	6	0	2-2	358	51	8	.981	
6 Parker Hipp	.350	57-57	203	49	71	17	1	1	49	93	.458	54	7	31	1	.485	8	1	4-6	93	143	19	.925	
12 Kurt Snowley	.327	51-44	168	51	55	9	2	1	27	71	.423	20	3	25	3	.404	2	2	1-1	126	11	8	.945	
9 Kyle Phillips	.321	51-51	187	42	60	12	0	6	39	90	.481	31	8	36	6	.432	3	1	3-4	138	1	4	.972	
19 Tanner Waite	.310	57-55	200	54	62	14	4	1	30	87	.435	69	2	47	1	.484	4	0	2-5	90	2	3	.968	
11 Zach Voight	.301	52-50	196	40	59	10	1	8	54	95	.485	25	6	42	5	.388	5	2	0-1	74	119	11	.946	
18 Bryan Karraker	.288	56-56	212	52	61	18	0	3	48	88	.415	37	12	49	2	.417	3	1	1-2	109	6	1	.991	
35 Robert Lecount	.240	56-55	208	44	50	12	0	12	46	98	.471	20	7	57	4	.321	5	0	2-2	65	80	15	.906	

2 Ethan Chavez	.400	21-1	15	6	6	1	0	0	2	7	.467	1	0	5	0	.412	1	0	2-2	8	0	0	1.000	
8 Tanner Rust	.338	46-36	136	35	46	13	2	2	26	69	.507	23	5	27	4	.446	2	0	0-0	234	14	5	.980	
22 Cody Edwards	.296	38-27	108	28	32	2	2	6	26	56	.519	11	5	35	2	.387	0	0	3-3	12	1	0	1.000	
28 Andy Lyon	.286	29-8	49	17	14	2	1	1	7	21	.429	7	3	15	0	.407	0	0	0-0	46	4	0	1.000	
33 Patrick McMeel	.219	19-9	32	6	7	1	0	0	7	8	.250	6	2	11	0	.375	0	0	0-0	71	12	0	1.000	
10 Bryce Griffin	.205	23-7	39	3	8	1	0	0	5	9	.231	3	2	7	1	.295	0	1	1-1	14	29	2	.956	
29 Brennen Jacobsen	.000	6-0	6	1	0	0	0	0	2	0	.000	1	0	2	0	.143	0	0	0-0	2	2	0	1.000	
17 Josh Loera	.000	7-0	3	2	0	0	0	0	1	0	.000	1	0	1	0	.250	0	0	0-0	2	2	1	.800	
21 Justin Cooper	.000	3-0	2	0	0	0	0	0	0	0	.000	0	0	2	0	.000	0	0	0-0	0	0	0	.000	
Totals	.308	57	1987	469	612	130	13	47	427	909	.457	342	65	427	29	.419	39	8	21-29	1463	541	83	.960	
Opponents	.297	57	1981	369	588	93	4	38	323	803	.405	236	62	421	33	.384	26	31	56-80	1439	431	68	.965	

LOB - Team (533), Opp (504). DPs turned - Team (47), Opp (42). IBB - Team (3), Hipp, P. 1, Fisher, Z. 1, Lyon, A. 1, Opp (15). Picked off - Karraker, B. 1, Rust, T. 1, Waite, T. 1.

(All games Sorted by Earned run avg)

Player	era	w-l	app	gs	cg	sho	sv	ip	h	r	er	bb	so	2b	3b	hr	b/avg	wp	hp	bk	sfa	sha		
36 Ryan Beck	4.22	5-6	16	15	0	0/0	0	91.2	108	59	43	37	94	16	1	4	.292	14	11	0	1	7		
34 Adam Mott	5.01	6-3	18	13	0	0/0	1	79.0	87	51	44	39	73	17	0	5	.278	8	8	2	6	3		
27 Casey Collins	5.25	4-4	18	9	0	0/1	0	60.0	78	43	35	36	27	12	0	2	.321	9	9	1	4	2		
15 Michael Ormseth	5.33	8-2	17	13	0	0/1	0	76.0	86	53	45	22	62	15	1	10	.281	5	9	2	1	4		

22 Cody Edwards	0.00	0-0	1	0	0	0/0	0	1.2	1	0	0	0	0	0	0	0	.167	0	0	0	0	0		
7 Trey Higginbotham	2.08	0-0	14	0	0	0/0	0	8.2	6	3	2	7	7	0	0	1	.207	1	1	1	0	1		
4 Randy Montoya	2.19	1-1	18	0	0	0/0	1	12.1	13	6	3	5	8	3	0	2	.265	5	4	0	0	1		
16 Trey Ross	2.77	2-0	20	0	0	0/0	0	13.0	12	5	4	5	4	0	0	1	.273	1	0	0	1	3		
32 Scott Coffman	3.79	3-1	27	0	0	0/0	8	40.1	32	21	17	16	51	5	0	2	.211	2	6	0	2	1		
23 Robert Roher	4.15	1-0	8	0	0	0/0	1	8.2	9	5	4	4	8	3	0	0	.281	1	1	0	1	2		
26 Timothy Torsney	7.00	2-1	10	3	0	0/0	1	27.0	45	28	21	15	23	4	0	0	.360	5	2	1	2	0		
3 Robert Kraft	7.56	0-0	22	0	0	0/1	0	8.1	10	7	7	3	9	1	0	0	.303	1	1	0	1	0		
30 Tyler Mack	8.80	2-1	23	3	0	0/0	0	29.2	43	36	29	20	26	6	0	6	.328	10	4	0	2	3		
37 Evan Mott	10.55	1-2	18	1	0	0/0	0	21.1	37	30	25	12	16	8	2	4	.378	2	3	0	4	3		
21 Justin Cooper	13.50	0-0	5	0	0	0/0	0	2.2	4	4	4	6	3	0	0	0	.364	1	0	0	0	0		
5 Jeff Neptune	17.55	0-1	9	0	0	0/0	0	6.2	14	16	13	8	9	2	0	1	.412	4	2	0	0	1		
38 Robert Vancour	27.00	0-0	2	0	0	0/0	0	0.2	3	2	2	1	1	1	0	0	.600	1	1	0	1	0		
Totals	5.50	35-22	57	57	0	1/1	12	487.2	588	369	298	236	421	93	4	38	.297	70	62	7	26	31		
Opponents	7.47	22-35	57	57	3	2/2	9	479.2	612	469	398	342	427	130	13	47	.308	60	65	6	39	8		

PB - Team (15), Fisher, Z. 10, McMeel, P. 5, Opp (14). Pickoffs - Team (5), Ormseth, M. 2, McMeel, P. 1, Fisher, Z. 1, Ross, T. 1, Opp (3). SBA/ATT - Fisher, Z. (47-64), Mott, A. (16-20), McMeel, P. (9-13), Beck, R. (10-12), Collins, C. (6-12), Ormseth, M. (4-9), Montoya, R. (6-6), Mack, T. (5-5), Torsney, T. (1-4), Mott, E. (3-4), Ross, T. (3-3), Coffman, S. (1-3), Cooper, J. (0-1), Neptune, J. (1-1).



NM State 2012 WAC ONLY Stats

Record: 11-7 Home: 6-3 Away: 5-4 WAC: 11-7

Player	avg gp-gs	ab	r	h	2b	3b	hr	rbi	tb	slg%	bb	hp	so	gdp	ob%	sf	sh	sb-att	po	a	e	fld%
19 Tanner Waite	.362 18-18	58	12	21	5	0	0	7	26	.448	26	1	13	0	.558	1	0	0-2	35	1	1	.973
24 Zac Fisher	.349 18-18	63	9	22	4	0	2	11	32	.508	13	1	9	0	.462	1	0	0-0	116	16	1	.992
8 Tanner Rust	.333 15-13	45	9	15	3	2	0	7	22	.489	6	1	5	2	.415	1	0	0-0	97	7	0	1.000
6 Parker Hipp	.328 18-18	64	13	21	4	1	0	17	27	.422	16	1	13	0	.452	3	0	0-1	30	48	3	.963
12 Kurt Snowley	.294 16-15	51	14	15	1	0	0	2	16	.314	6	0	10	1	.362	1	0	0-0	16	2	1	.947
11 Zach Voight	.291 15-14	55	6	16	2	0	2	17	24	.436	7	0	13	1	.365	1	0	0-0	29	40	2	.972
35 Robert Lecount	.259 17-17	58	13	15	3	0	5	14	33	.569	7	1	15	1	.343	1	0	0-0	9	24	3	.917
9 Kyle Phillips	.246 17-17	61	9	15	3	0	1	9	21	.344	9	0	14	4	.333	2	0	0-1	37	0	0	1.000
18 Bryan Karraker	.188 18-18	69	11	13	3	0	1	8	19	.275	11	1	16	2	.301	2	1	0-1	29	1	0	1.000

33 Patrick McMeel	.333 4-2	9	1	3	0	0	0	2	3	.333	1	0	3	0	.400	0	0	0-0	16	0	0	1.000
22 Cody Edwards	.185 11-7	27	4	5	0	0	3	4	14	.519	0	1	11	0	.214	0	0	0-0	4	0	0	1.000
10 Bryce Griffin	.143 8-4	21	2	3	0	0	0	1	3	.143	2	0	4	1	.217	0	0	1-1	7	18	0	1.000
28 Andy Lyon	.000 9-1	11	4	0	0	0	0	0	0	.000	3	2	5	0	.313	0	0	0-0	23	2	0	1.000
21 Justin Cooper	.000 3-0	2	0	0	0	0	0	0	0	.000	0	0	2	0	.000	0	0	0-0	0	0	0	.000
2 Ethan Chavez	.000 2-0	0	1	0	0	0	0	0	0	.000	0	0	0	0	.000	0	0	0-0	0	0	0	.000
Totals	.276 18	594	108	164	28	3	14	99	240	.404	107	9	133	12	.387	13	1	1-6	459	188	13	.980
Opponents	.267 18	585	94	156	22	3	10	85	214	.366	80	22	125	15	.372	6	11	15-22	461	129	11	.982

LOB - Team (155), Opp (151). DPs turned - Team (20), Opp (20). IBB - Team (3), Fisher, Z. 1, Lyon, A. 1, Hipp, P. 1, Opp (4).
Picked off - Rust, T. 1.

(WAC games only Sorted by Earned run avg)

Player	era	w-l	app	gs	cg	sho	sv	ip	h	r	er	bb	so	2b	3b	hr	b/avg	wp	hp	bk	sfa	sha
34 Adam Mott	3.13	2-1	6	5	0	0/0	0	31.2	28	13	11	18	21	5	0	2	.248	2	2	2	1	2
36 Ryan Beck	4.38	2-3	6	6	0	0/0	0	39.0	43	26	19	19	35	6	0	2	.277	6	5	0	1	3
15 Michael Ormseth	4.75	2-2	6	6	0	0/1	0	30.1	31	17	16	10	24	5	1	2	.267	2	4	1	0	2

7 Trey Higginbotham	0.00	0-0	3	0	0	0/0	0	2.2	1	0	0	1	2	0	0	0	.143	0	0	0	0	1
32 Scott Coffman	0.69	3-0	8	0	0	0/0	2	13.0	6	1	1	5	15	0	0	0	.140	0	4	0	1	0
3 Robert Kraft	2.70	0-0	10	0	0	0/1	0	3.1	4	1	1	1	2	0	0	0	.308	0	0	0	0	0
27 Casey Collins	4.50	0-0	4	1	0	0/1	0	8.0	9	6	4	7	6	2	0	0	.281	0	4	0	0	0
16 Trey Ross	5.40	1-0	8	0	0	0/0	0	5.0	8	4	3	2	3	0	0	1	.364	1	0	0	0	0
4 Randy Montoya	7.71	0-1	4	0	0	0/0	0	2.1	3	3	2	1	2	0	0	1	.300	2	0	0	0	0
37 Evan Mott	8.44	0-0	6	0	0	0/0	0	5.1	5	5	5	3	4	1	2	1	.250	1	1	0	2	0
23 Robert Roher	9.82	1-0	3	0	0	0/0	0	3.2	6	5	4	2	1	1	0	0	.400	1	0	0	1	2
30 Tyler Mack	10.29	0-0	8	0	0	0/0	0	7.0	8	9	8	9	9	2	0	1	.276	3	2	0	0	1
26 Timothy Torsney	16.20	0-0	2	0	0	0/0	0	1.2	4	4	3	2	1	0	0	0	.400	1	0	1	0	0
Totals	4.53	11-7	18	18	0	1/1	2	153.0	156	94	77	80	125	22	3	10	.267	19	22	4	6	11
Opponents	5.62	7-11	18	18	3	1/1	2	153.2	164	108	96	107	133	28	3	14	.276	17	9	2	13	1

PB - Team (1), Fisher, Z. 1, Opp (1). Pickoffs - Team (2), Ross, T. 1, Fisher, Z. 1, Opp (1). SBA/ATT - Fisher, Z. (10-15), Mott, A. (4-7), McMeel, P. (5-5), Ormseth, M. (1-3), Mack, T. (3-3), Beck, R. (3-3), Collins, C. (1-2), Ross, T. (2-2), Coffman, S. (1-1), Mott, E. (0-1).

LAST TEN (10) GAMES

Record: 5-5 Home: 1-3 Away: 4-1 Neutral: 0-1 WAC: 4-2

Player	avg	gp-gs	ab	r	h	2b	3b	hr	rbi	tb	slg%	bb	hp	so	gdp	ob%	sf	sh	sb-att	po	a	e	fld%	
8 Tanner Rust	.455	10-9	33	9	15	2	1	2	8	25	.758	4	1	5	0	.513	1	0	0-0	67	6	1	.986	
6 Parker Hipp	.425	10-10	40	10	17	4	0	0	8	21	.525	10	1	10	0	.538	1	0	0-0	17	34	2	.962	
19 Tanner Waite	.359	10-10	39	6	14	5	2	0	8	23	.590	13	0	8	0	.509	1	0	0-1	19	0	2	.905	
12 Kurt Snowley	.357	9-8	28	11	10	1	0	0	5	11	.393	6	0	4	0	.457	1	0	0-0	10	1	1	.917	
9 Kyle Phillips	.333	10-10	39	5	13	4	0	0	5	17	.436	3	0	8	0	.372	1	1	0-0	29	0	0	1.000	
24 Zac Fisher	.325	10-10	40	6	13	2	0	1	7	18	.450	9	0	6	0	.440	1	0	0-0	61	3	1	.985	
18 Bryan Karraker	.271	10-10	48	5	13	6	0	0	8	19	.396	2	0	12	0	.300	0	0	0-0	14	1	0	1.000	
35 Robert Lecount	.167	10-10	42	6	7	0	0	4	12	19	.452	2	1	16	2	.217	1	0	0-0	7	15	4	.846	

33 Patrick McMeel	.333	3-1	6	1	2	0	0	0	0	2	.333	1	0	0	0	.429	0	0	0-0	10	2	0	1.000	
10 Bryce Griffin	.273	8-7	22	2	6	1	0	0	3	7	.318	2	0	2	1	.333	0	1	0-0	10	22	1	.970	
22 Cody Edwards	.250	6-1	12	3	3	0	0	0	1	3	.250	1	0	4	1	.308	0	0	0-0	8	0	0	1.000	
11 Zach Voight	.133	5-3	15	1	2	0	0	1	1	5	.333	0	0	4	2	.133	0	0	0-0	3	13	3	.842	
28 Andy Lyon	.091	6-1	11	2	1	0	1	0	1	3	.273	1	1	4	0	.231	0	0	0-0	12	2	0	1.000	
21 Justin Cooper	.000	2-0	1	0	0	0	0	0	0	0	.000	0	0	1	0	.000	0	0	0-0	0	0	0	.000	
17 Josh Loera	.000	1-0	0	1	0	0	0	0	0	0	.000	0	0	0	0	.000	0	0	0-0	0	0	0	.000	
Totals	.309	10	376	68	116	25	4	8	67	173	.460	54	4	84	6	.395	7	2	0-1	273	116	16	.960	
Opponents	.304	10	372	77	113	18	2	8	71	159	.427	41	11	66	10	.384	6	7	9-12	276	90	6	.984	

LOB - Team (99), Opp (87). DPs turned - Team (13), Opp (8). IBB - Team (2), Lyon, A. 1, Hipp, P. 1, Opp (6). Picked off - Waite, T. 1.

(LAST TEN (10) GAMES_5_29 Sorted by Earned run avg)

Player	era	w-l	app	gs	cg	sho	sv	ip	h	r	er	bb	so	2b	3b	hr	b/avg	wp	hp	bk	sfa	sha		
34 Adam Mott	3.60	1-1	4	3	0	0/0	1	20.0	19	10	8	10	18	6	0	0	.247	1	2	1	2	2		
36 Ryan Beck	4.20	1-2	3	3	0	0/0	0	15.0	20	19	7	7	9	4	1	1	.313	4	2	0	0	2		
27 Casey Collins	4.22	1-0	4	1	0	0/0	0	10.2	12	6	5	3	4	0	0	0	.286	0	1	0	1	0		
32 Scott Coffman	6.30	1-0	5	0	0	0/0	2	10.0	11	9	7	6	9	1	0	0	.268	0	1	0	1	0		
15 Michael Ormseth	8.25	1-1	3	2	0	0/0	0	12.0	16	12	11	2	9	1	0	2	.327	1	2	0	0	2		

7 Trey Higginbotham	0.00	0-0	5	0	0	0/0	0	3.1	2	0	0	3	2	0	0	0	.200	0	0	0	0	1		
16 Trey Ross	0.00	0-0	5	0	0	0/0	0	3.0	4	1	0	2	2	0	0	0	.400	0	0	0	1	0		
3 Robert Kraft	3.38	0-0	7	0	0	0/0	0	2.2	5	1	1	2	2	1	0	0	.417	0	0	0	0	0		
37 Evan Mott	3.86	0-0	4	0	0	0/0	0	4.2	3	2	2	2	3	2	1	0	.167	1	1	0	1	0		
4 Randy Montoya	7.71	0-0	3	0	0	0/0	0	2.1	3	2	2	1	2	1	0	1	.300	1	2	0	0	0		
30 Tyler Mack	14.14	0-0	3	1	0	0/0	0	7.0	14	12	11	2	6	2	0	3	.412	0	0	0	0	0		
5 Jeff Neptune	54.00	0-1	1	0	0	0/0	0	0.1	2	2	2	0	0	0	0	1	.667	0	0	0	0	0		
26 Timothy Torsney	99.00	0-0	1	0	0	0/0	0	0.0	2	1	1	1	0	0	0	0	1.000	0	0	0	0	0		
Totals	5.64	5-5	10	10	0	0/0	3	91.0	113	77	57	41	66	18	2	8	.304	8	11	1	6	7		
Opponents	6.07	5-5	10	10	2	0/0	1	92.0	116	68	62	54	84	25	4	8	.309	13	4	0	7	2		

PB - Team (1), Fisher, Z. 1, Opp (1). Pickoffs - Team (1), McMeel, P. 1, Opp (1). SBA/ATT - Fisher, Z. (8-10), Mott, A. (3-5), Ross, T. (2-2), Beck, R. (2-2), Mack, T. (2-2), Ormseth, M. (0-1), McMeel, P. (1-1).

LAST TWENTY (20) GAMES

Record: 8-12 Home: 4-4 Away: 4-7 Neutral: 0-1 WAC: 7-5

Player	avg gp-gs	ab	r	h	2b	3b	hr	rbi	tb	slg%	bb	hp	so	gdp	ob%	sf	sh	sb-att	po	a	e	fld%
6 Parker Hipp	.365 20-20	74	11	27	5	1	0	14	34	.459	15	2	12	0	.468	3	0	1-2	31	62	5	.949
19 Tanner Waite	.352 20-20	71	10	25	8	2	0	11	37	.521	24	1	15	0	.515	1	0	0-1	39	0	3	.929
8 Tanner Rust	.333 19-15	57	12	19	3	2	2	10	32	.561	6	1	10	1	.400	1	0	0-0	114	8	1	.992
24 Zac Fisher	.292 20-20	72	7	21	3	0	2	9	30	.417	15	1	9	0	.411	2	0	0-0	123	15	3	.979
12 Kurt Snowley	.290 18-17	62	19	18	2	0	0	5	20	.323	7	0	11	1	.357	1	0	0-0	25	2	1	.964
9 Kyle Phillips	.284 19-19	67	7	19	5	0	0	11	24	.358	9	1	18	3	.367	2	1	0-0	52	0	0	1.000
18 Bryan Karraker	.263 20-20	80	14	21	8	0	2	14	35	.438	12	1	16	2	.358	2	0	0-0	31	2	1	.971
11 Zach Voight	.235 15-13	51	4	12	0	0	2	7	18	.353	4	0	11	4	.291	0	1	0-0	23	33	3	.949
35 Robert Lecount	.192 20-20	78	13	15	3	0	5	14	33	.423	4	1	24	2	.238	1	0	0-0	11	28	7	.848

10 Bryce Griffin	.261 9-7	23	2	6	1	0	0	3	7	.304	2	0	2	1	.320	0	1	0-0	10	22	1	.970
33 Patrick McMeel	.250 6-3	12	1	3	1	0	0	2	4	.333	1	0	3	0	.308	0	0	0-0	18	2	0	1.000
22 Cody Edwards	.208 12-5	24	4	5	0	0	1	2	8	.333	2	1	8	1	.296	0	0	0-0	9	0	0	1.000
28 Andy Lyon	.143 10-1	14	3	2	0	1	0	2	4	.286	2	1	5	0	.294	0	0	0-0	15	2	0	1.000
21 Justin Cooper	.000 3-0	2	0	0	0	0	0	0	0	.000	0	0	2	0	.000	0	0	0-0	0	0	0	.000
17 Josh Loera	.000 1-0	0	1	0	0	0	0	0	0	.000	0	0	0	0	.000	0	0	0-0	0	0	0	.000
Totals	.281 20	687	108	193	39	6	14	104	286	.416	103	10	146	15	.376	13	3	1-3	510	210	26	.965
Opponents	.304 20	684	142	208	32	2	17	127	295	.431	88	23	133	17	.395	12	15	23-28	528	164	12	.983

LOB - Team (180), Opp (170). DPs turned - Team (22), Opp (19). IBB - Team (3), Hipp, P. 1, Fisher, Z. 1, Lyon, A. 1, Opp (10). Picked off - Waite, T. 1.

(LAST TWENTY (20) GAMES Sorted by Earned run avg)

Player	era	w-l	app	gs	cg	sho	sv	ip	h	r	er	bb	so	2b	3b	hr	b/avg	wp	hp	bk	sfa	sha
36 Ryan Beck	4.33	1-4	6	6	0	0/0	0	35.1	44	29	17	13	31	8	1	2	.308	8	4	0	0	5
15 Michael Ormseth	4.50	2-2	7	5	0	0/1	0	26.0	25	14	13	8	19	3	0	2	.260	2	3	0	0	2
34 Adam Mott	5.79	1-3	8	6	0	0/0	1	32.2	38	26	21	23	27	9	0	2	.295	3	3	2	3	3

23 Robert Roher	0.00	1-0	1	0	0	0/0	0	0.1	0	0	0	0	0	0	0	0	.000	0	0	0	0	0
16 Trey Ross	1.50	0-0	10	0	0	0/0	0	6.0	7	2	1	5	2	0	0	0	.350	0	0	0	1	2
7 Trey Higginbotham	3.38	0-0	7	0	0	0/0	0	5.1	4	3	2	5	5	0	0	1	.222	0	0	1	0	1
4 Randy Montoya	4.15	0-0	7	0	0	0/0	0	4.1	5	3	2	2	2	1	0	1	.263	2	2	0	0	0
32 Scott Coffman	5.40	2-0	10	0	0	0/0	2	16.2	17	14	10	9	18	3	0	0	.246	1	3	0	1	0
27 Casey Collins	6.38	1-2	8	2	0	0/1	0	18.1	28	17	13	8	9	1	0	2	.354	0	5	0	3	0
37 Evan Mott	6.75	0-0	6	0	0	0/0	0	5.1	5	4	4	3	3	2	1	2	.250	1	1	0	2	1
3 Robert Kraft	9.00	0-0	15	0	0	0/1	0	6.0	9	6	6	3	6	1	0	0	.360	1	1	0	1	0
30 Tyler Mack	12.83	0-0	9	1	0	0/0	0	13.1	22	21	19	8	11	4	0	4	.367	3	1	0	1	1
5 Jeff Neptune	54.00	0-1	1	0	0	0/0	0	0.1	2	2	2	0	0	0	0	1	.667	0	0	0	0	0
26 Timothy Torsney	99.00	0-0	1	0	0	0/0	0	0.0	2	1	1	1	0	0	0	0	1.000	0	0	0	0	0
Totals	5.88	8-12	20	20	0	1/1	3	170.0	208	142	111	88	133	32	2	17	.304	21	23	3	12	15
Opponents	4.96	12-8	20	20	3	2/2	3	176.0	193	108	97	103	146	39	6	14	.281	19	10	0	13	3

PB - Team (2), Fisher, Z. 2, Opp (1). Pickoffs - Team (3), Fisher, Z. 1, Ormseth, M. 1, McMeel, P. 1, Opp (1). SBA/ATT - Fisher, Z. (16-20), Mott, A. (10-13), McMeel, P. (7-7), Mack, T. (4-4), Montoya, R. (3-3), Beck, R. (3-3), Ormseth, M. (0-2), Ross, T. (2-2), Coffman, S. (1-1).

FEB. 2012

Record: 7-3 Home: 7-1 Away: 0-2 WAC: 0-0

Player	avg gp-gs	ab	r	h	2b	3b	hr	rbi	tb	slg%	bb	hp	so	gdp	ob%	sf	sh	sb-att	po	a	e	fld%
24 Zac Fisher	.378 10-10	37	11	14	4	0	1	14	21	.568	4	0	5	0	.419	2	0	0-0	74	4	2	.975
6 Parker Hipp	.371 10-10	35	11	13	5	0	1	10	21	.600	9	0	8	1	.489	1	0	1-2	17	19	4	.900
9 Kyle Phillips	.357 9-9	28	12	10	1	0	2	10	17	.607	3	4	5	1	.472	1	0	0-0	19	1	2	.909
35 Robert Lecount	.357 10-9	28	9	10	2	0	3	11	21	.750	3	1	6	0	.412	2	0	1-1	33	9	2	.955
11 Zach Voight	.316 10-10	38	10	12	3	0	2	11	21	.553	6	0	9	0	.400	1	0	0-0	8	27	1	.972
18 Bryan Karraker	.296 9-9	27	11	8	1	0	0	4	9	.333	8	2	9	0	.486	0	0	1-1	20	1	0	1.000
12 Kurt Snowley	.286 9-7	28	8	8	1	1	0	8	11	.393	2	1	6	2	.355	0	0	0-0	6	8	4	.778
19 Tanner Waite	.250 10-9	32	10	8	0	0	0	2	8	.250	10	0	12	0	.429	0	0	1-1	14	1	0	1.000

28 Andy Lyon	.462 7-2	13	5	6	2	0	0	1	8	.615	2	1	3	0	.563	0	0	0-0	10	0	0	1.000
22 Cody Edwards	.450 9-7	20	9	9	1	1	2	15	18	.900	4	2	5	1	.577	0	0	1-1	0	0	0	.000
8 Tanner Rust	.333 9-5	18	8	6	3	0	0	6	9	.500	6	2	5	1	.538	0	0	0-0	19	1	3	.870
2 Ethan Chavez	.143 6-1	7	1	1	0	0	0	1	1	.143	0	0	4	0	.125	1	0	1-1	4	0	0	1.000
33 Patrick McMeel	.125 5-2	8	0	1	0	0	0	1	1	.125	0	0	4	0	.125	0	0	0-0	16	7	0	1.000
10 Bryce Griffin	.000 5-0	4	0	0	0	0	0	1	0	.000	0	0	0	0	.000	0	0	0-0	0	0	1	.000
29 Brennen Jacobsen	.000 2-0	1	0	0	0	0	0	0	0	.000	1	0	1	0	.500	0	0	0-0	1	0	0	1.000
17 Josh Loera	.000 2-0	1	1	0	0	0	0	1	0	.000	0	0	0	0	.000	0	0	0-0	2	0	1	.667
Totals	.326 10	325	106	106	23	2	11	96	166	.511	58	13	82	6	.438	8	0	6-7	246	84	22	.938
Opponents	.313 10	348	62	109	12	0	4	50	133	.382	38	9	82	3	.390	5	4	13-18	231	70	11	.965

LOB - Team (67), Opp (96). DPs turned - Team (5), Opp (7). IBB - Team (0), Opp (2).

(FEBRUARY 2012 Sorted by Earned run avg)

Player	era	w-l	app	gs	cg	sho	sv	ip	h	r	er	bb	so	2b	3b	hr	b/avg	wp	hp	bk	sfa	sha
36 Ryan Beck	1.80	2-0	3	2	0	0/0	0	15.0	15	3	3	4	20	0	0	0	.263	1	1	0	0	1
27 Casey Collins	3.55	1-1	3	2	0	0/0	0	12.2	15	6	5	7	7	4	0	0	.294	2	1	0	1	0
34 Adam Mott	5.06	1-0	3	2	0	0/0	0	10.2	11	7	6	6	11	1	0	1	.268	2	3	0	2	0
15 Michael Ormseth	5.73	2-0	2	1	0	0/0	0	11.0	16	10	7	3	8	4	0	0	.314	2	1	1	0	0

5 Jeff Neptune	0.00	0-0	1	0	0	0/0	0	1.2	3	1	0	1	4	0	0	0	.333	0	0	0	0	0
4 Randy Montoya	0.00	0-0	2	0	0	0/0	0	1.2	2	1	0	0	0	0	0	0	.333	0	1	0	0	1
23 Robert Roher	0.00	0-0	2	0	0	0/0	0	1.2	0	0	0	0	3	0	0	0	.000	0	0	0	0	0
7 Trey Higginbotham	0.00	0-0	2	0	0	0/0	0	1.0	0	0	0	1	0	0	0	0	.000	0	1	0	0	0
32 Scott Coffman	3.00	0-0	4	0	0	0/0	1	6.0	5	2	2	3	9	1	0	0	.208	1	1	0	0	0
26 Timothy Torsney	5.79	1-0	3	0	0	0/0	1	9.1	12	8	6	6	12	0	0	0	.300	0	0	0	1	0
37 Evan Mott	12.71	0-1	3	1	0	0/0	0	5.2	14	11	8	4	7	1	0	1	.438	1	0	0	0	1
21 Justin Cooper	13.50	0-0	1	0	0	0/0	0	0.2	2	1	1	1	0	0	0	0	.667	0	0	0	0	0
3 Robert Kraft	13.50	0-0	2	0	0	0/0	0	0.2	1	1	1	0	0	0	0	0	.333	0	0	0	0	0
30 Tyler Mack	18.69	0-1	3	2	0	0/0	0	4.1	13	11	9	2	1	1	0	2	.542	1	0	0	1	1
Totals	5.27	7-3	10	10	0	0/0	2	82.0	109	62	48	38	82	12	0	4	.313	10	9	1	5	4
Opponents	11.22	3-7	10	10	0	0/0	2	77.0	106	106	96	58	82	23	2	11	.326	5	13	3	8	0

PB - Team (4), McMeel, P. 3, Fisher, Z. 1, Opp (5). SBA/ATT - Fisher, Z. (11-12), Mott, A. (4-5), McMeel, P. (2-5), Montoya, R. (3-3), Mott, E. (3-3), Collins, C. (0-2), Beck, R. (2-2), Torsney, T. (0-1), Cooper, J. (0-1), Ormseth, M. (1-1).

MARCH 2012

Record: 15-5 Home: 10-2 Away: 5-1 Neutral: 0-2 WAC: 0-0

Player	avg	gp-gs	ab	r	h	2b	3b	hr	rbi	tb	slg%	bb	hp	so	gdp	ob%	sf	sh	sb-att	po	a	e	fld%	
24 Zac Fisher	.388	20-20	85	16	33	7	0	2	28	46	.541	10	1	17	0	.449	2	0	2-2	116	24	3	.979	
12 Kurt Snowley	.373	17-14	59	16	22	5	1	1	13	32	.542	6	2	6	0	.441	1	2	1-1	88	1	2	.978	
9 Kyle Phillips	.359	16-16	64	16	23	4	0	3	13	36	.563	13	3	9	1	.488	0	0	3-3	49	0	2	.961	
18 Bryan Karraker	.347	20-20	75	22	26	7	0	1	25	36	.480	13	9	18	0	.495	0	0	0-0	42	3	0	1.000	
6 Parker Hipp	.338	20-20	71	20	24	4	0	0	17	28	.394	18	5	7	0	.485	3	1	2-2	36	47	9	.902	
11 Zach Voight	.321	20-20	78	21	25	5	1	3	23	41	.526	12	6	17	1	.439	2	1	0-1	26	45	5	.934	
22 Cody Edwards	.308	13-12	52	13	16	1	1	1	6	22	.423	5	2	16	0	.390	0	0	2-2	0	1	0	1.000	
19 Tanner Waite	.297	20-19	74	26	22	5	2	1	14	34	.459	23	1	14	1	.460	2	0	1-2	22	0	0	1.000	
35 Robert Lecount	.241	20-20	83	17	20	6	0	4	19	38	.458	8	4	21	2	.330	2	0	1-1	16	34	4	.926	

2 Ethan Chavez	.625	13-0	8	4	5	1	0	0	1	6	.750	1	0	1	0	.667	0	0	1-1	4	0	0	1.000	
8 Tanner Rust	.341	13-11	44	9	15	6	0	0	5	21	.477	7	2	11	1	.453	0	0	0-0	75	2	1	.987	
10 Bryce Griffin	.333	6-0	6	1	2	0	0	0	1	2	.333	1	2	2	0	.556	0	0	0-0	4	6	0	1.000	
28 Andy Lyon	.300	9-5	20	7	6	0	0	1	4	9	.450	2	0	6	0	.364	0	0	0-0	13	2	0	1.000	
33 Patrick McMeel	.222	7-3	9	5	2	0	0	0	2	2	.222	4	2	2	0	.533	0	0	0-0	30	3	0	1.000	
29 Brennen Jacobsen	.000	4-0	5	1	0	0	0	0	2	0	.000	0	0	1	0	.000	0	0	0-0	1	2	0	1.000	
17 Josh Loera	.000	4-0	2	0	0	0	0	0	0	0	.000	1	0	1	0	.333	0	0	0-0	0	2	0	1.000	
Totals	.328	20	735	194	241	51	5	17	173	353	.480	124	39	149	6	.444	12	4	13-15	527	188	27	.964	
Opponents	.289	20	709	123	205	39	0	13	106	283	.399	75	22	153	9	.372	5	10	15-27	504	150	37	.946	

LOB - Team (216), Opp (171). DPs turned - Team (16), Opp (9). IBB - Team (0), Opp (3). Picked off - Karraker, B. 1.

(MARCH 2012 Sorted by Earned run avg)

Player	era	w-l	app	gs	cg	sho	sv	ip	h	r	er	bb	so	2b	3b	hr	b/avg	wp	hp	bk	sfa	sha		
36 Ryan Beck	4.75	1-1	5	5	0	0/0	0	30.1	35	17	16	12	32	6	0	2	.287	5	5	0	0	1		
34 Adam Mott	4.98	2-0	4	3	0	0/0	0	21.2	25	13	12	7	27	4	0	1	.275	3	1	0	1	0		
27 Casey Collins	5.11	2-1	6	4	0	0/0	0	24.2	30	17	14	15	8	5	0	0	.313	7	2	1	0	2		
15 Michael Ormseth	5.40	4-0	6	5	0	0/0	0	31.2	37	23	19	7	26	6	0	7	.287	1	3	0	1	2		

30 Tyler Mack	0.00	2-0	6	0	0	0/0	0	7.0	3	1	0	4	8	1	0	0	.115	5	1	0	0	1		
23 Robert Roher	0.00	0-0	3	0	0	0/0	1	3.1	3	0	0	2	4	2	0	0	.250	0	1	0	0	0		
7 Trey Higginbotham	0.00	0-0	4	0	0	0/0	0	2.0	2	0	0	1	1	0	0	0	.250	1	0	0	0	0		
22 Cody Edwards	0.00	0-0	1	0	0	0/0	0	1.2	1	0	0	0	0	0	0	0	.167	0	0	0	0	0		
3 Robert Kraft	0.00	0-0	2	0	0	0/0	0	0.2	0	0	0	0	2	0	0	0	.000	0	0	0	0	0		
4 Randy Montoya	1.59	1-0	7	0	0	0/0	1	5.2	5	1	1	2	5	2	0	1	.238	2	1	0	0	0		
16 Trey Ross	2.25	1-0	7	0	0	0/0	0	4.0	1	1	1	0	0	0	0	0	.091	0	0	0	0	1		
32 Scott Coffman	3.55	0-1	9	0	0	0/0	4	12.2	7	5	5	3	17	1	0	2	.167	0	1	0	0	1		
26 Timothy Torsney	6.19	1-1	4	3	0	0/0	0	16.0	27	15	11	6	10	4	0	0	.370	4	2	0	1	0		
37 Evan Mott	12.86	1-1	5	0	0	0/0	0	7.0	15	12	10	3	4	5	0	0	.429	0	2	0	1	1		
21 Justin Cooper	13.50	0-0	4	0	0	0/0	0	2.0	2	3	3	5	3	0	0	0	.250	1	0	0	0	0		
5 Jeff Neptune	21.21	0-0	7	0	0	0/0	0	4.2	9	13	11	7	5	2	0	0	.409	4	2	0	0	1		
38 Robert Vancour	27.00	0-0	2	0	0	0/0	0	0.2	3	2	2	1	1	1	0	0	.600	1	1	0	1	0		
Totals	5.38	15-5	20	20	0	0/0	6	175.2	205	123	105	75	153	39	0	13	.289	34	22	1	5	10		
Opponents	8.30	5-15	20	20	0	0/0	3	168.0	241	194	155	124	149	51	5	17	.328	27	39	1	12	4		

PB - Team (8), Fisher, Z. 6, McMeel, P. 2, Opp (7). Pickoffs - Team (1), Ormseth, M. 1, Opp (1). SBA/ATT - Fisher, Z. (15-26), Collins, C. (5-8), Beck, R. (4-6), Ormseth, M. (2-5), Torsney, T. (1-3), Coffman, S. (0-2), Mott, A. (1-1), McMeel, P. (0-1), Ross, T. (1-1), Neptune, J. (1-1).

APRIL 2012

Record: 8-5 Home: 6-1 Away: 2-4 WAC: 7-2

Player	avg	gp-gs	ab	r	h	2b	3b	hr	rbi	tb	slg%	bb	hp	so	gdp	ob%	sf	sh	sb-att	po	a	e	fld%
24 Zac Fisher	.362	13-13	47	5	17	5	0	1	8	25	.532	9	2	5	0	.475	1	0	0-0	81	16	1	.990
11 Zach Voight	.347	13-13	49	6	17	2	0	2	17	25	.510	7	0	9	2	.414	2	1	0-0	33	24	2	.966
19 Tanner Waite	.333	13-13	45	11	15	4	0	0	6	19	.422	19	0	9	0	.523	1	0	0-1	29	1	1	.968
6 Parker Hipp	.318	13-13	44	8	14	4	1	0	13	20	.455	16	1	4	0	.492	2	0	0-0	17	30	4	.922
12 Kurt Snowley	.317	13-12	41	13	13	2	0	0	1	15	.366	5	0	9	0	.391	0	0	0-0	22	1	1	.958
35 Robert Lecount	.262	12-12	42	11	11	3	0	1	4	17	.405	7	1	11	0	.380	0	0	0-0	6	17	3	.885
9 Kyle Phillips	.261	13-13	46	9	12	2	0	1	9	17	.370	11	1	9	3	.407	1	0	0-1	37	0	0	1.000
18 Bryan Karraker	.200	13-13	50	12	10	4	0	1	9	17	.340	11	0	9	1	.328	3	1	0-1	26	1	1	.964

33 Patrick McMeel	.333	3-2	6	0	2	1	0	0	4	3	.500	1	0	4	0	.429	0	0	0-0	9	0	0	1.000
8 Tanner Rust	.233	11-8	30	9	7	1	0	0	6	8	.267	6	0	5	2	.351	1	0	0-0	45	3	0	1.000
22 Cody Edwards	.125	6-5	16	2	2	0	0	2	3	8	.500	0	1	7	0	.176	0	0	0-0	3	0	0	1.000
10 Bryce Griffin	.000	3-0	6	0	0	0	0	0	0	0	.000	0	0	3	0	.000	0	0	1-1	0	1	0	1.000
28 Andy Lyon	.000	5-0	3	3	0	0	0	0	0	0	.000	2	1	1	0	.500	0	0	0-0	10	0	0	1.000
2 Ethan Chavez	.000	2-0	0	1	0	0	0	0	0	0	.000	0	0	0	0	.000	0	0	0-0	0	0	0	.000
Totals	.282	13	425	90	120	28	1	8	80	174	.409	94	7	85	8	.412	11	2	1-4	324	109	15	.967
Opponents	.287	13	425	75	122	20	2	10	70	176	.414	66	13	91	8	.392	9	8	14-17	326	95	13	.970

LOB - Team (123), Opp (122). DPs turned - Team (10), Opp (14). IBB - Team (1), Fisher, Z. 1, Opp (4). Picked off - Rust, T. 1.

(APRIL 2012 Sorted by Earned run avg)

Player	era	w-l	app	gs	cg	sho	sv	ip	h	r	er	bb	so	2b	3b	hr	b/avg	wp	hp	bk	sfa	sha	
36 Ryan Beck	4.50	1-2	4	4	0	0/0	0	24.0	28	15	12	12	25	6	0	1	.286	2	1	0	1	1	
34 Adam Mott	5.40	2-1	5	4	0	0/0	0	23.1	27	15	14	11	14	6	0	3	.303	2	2	0	0	1	

4 Randy Montoya	0.00	0-1	4	0	0	0/0	0	1.1	1	1	0	2	1	0	0	0	.200	1	0	0	0	0	
7 Trey Higginbotham	0.00	0-0	1	0	0	0/0	0	0.1	0	0	0	0	1	0	0	0	.000	0	0	0	0	0	
32 Scott Coffman	1.00	2-0	7	0	0	0/0	1	9.0	6	3	1	4	13	1	0	0	.176	1	2	0	1	0	
30 Tyler Mack	1.04	0-0	8	0	0	0/0	0	8.2	7	4	1	9	8	0	0	0	.212	1	2	0	1	1	
16 Trey Ross	3.18	1-0	7	0	0	0/0	0	5.2	7	2	2	2	2	0	0	1	.318	1	0	0	0	2	
15 Michael Ormseth	5.11	1-0	4	3	0	0/1	0	12.1	12	7	7	7	12	3	1	1	.250	0	3	1	0	0	
27 Casey Collins	6.75	0-1	3	2	0	0/1	0	10.2	15	9	8	11	7	3	0	1	.341	0	2	0	2	0	
23 Robert Roher	9.82	1-0	3	0	0	0/0	0	3.2	6	5	4	2	1	1	0	0	.400	1	0	0	1	2	
37 Evan Mott	11.25	0-0	6	0	0	0/0	0	4.0	5	5	5	3	2	0	1	3	.385	0	0	0	2	1	
3 Robert Kraft	13.50	0-0	8	0	0	0/1	0	3.1	4	5	5	1	4	0	0	0	.308	1	1	0	1	0	
26 Timothy Torsney	16.20	0-0	2	0	0	0/0	0	1.2	4	4	3	2	1	0	0	0	.400	1	0	1	0	0	
Totals	5.17	8-5	13	13	0	1/1	1	108.0	122	75	62	66	91	20	2	10	.287	11	13	2	9	8	
Opponents	6.13	5-8	13	13	0	1/1	2	108.2	120	90	74	94	85	28	1	8	.282	14	7	2	11	2	

PB - Team (2), Fisher, Z. 2, Opp (1). Pickoffs - Team (1), Ross, T. 1, Opp (1). SBA/ATT - Fisher, Z. (12-14), Mott, A. (6-7), Collins, C. (1-2), Montoya, R. (2-2), Beck, R. (2-2), McMeel, P. (2-2), Mack, T. (1-1), Ormseth, M. (1-1), Mott, E. (0-1), Coffman, S. (1-1).

MAY 2012

Record: 5-9 Home: 1-4 Away: 4-4 Neutral: 0-1 WAC: 4-5

Player	avg	gp-gs	ab	r	h	2b	3b	hr	rbi	tb	slg%	bb	hp	so	gdp	ob%	sf	sh	sb-att	po	a	e	fld%	
8 Tanner Rust	.409	13-12	44	9	18	3	2	2	9	31	.705	4	1	6	0	.460	1	0	0-0	95	8	1	.990	
6 Parker Hipp	.377	14-14	53	10	20	4	0	0	9	24	.453	11	1	12	0	.478	2	0	1-2	23	47	2	.972	
19 Tanner Waite	.347	14-14	49	7	17	5	2	0	8	26	.531	17	1	12	0	.515	1	0	0-1	25	0	2	.926	
24 Zac Fisher	.315	14-14	54	7	17	2	0	2	8	25	.463	10	0	8	0	.415	1	0	0-0	87	7	2	.979	
9 Kyle Phillips	.306	13-13	49	5	15	5	0	0	7	20	.408	4	0	13	1	.352	1	1	0-0	33	0	0	1.000	
12 Kurt Snowley	.300	12-11	40	14	12	1	0	0	5	13	.325	7	0	4	1	.396	1	0	0-0	10	1	1	.917	
18 Bryan Karraker	.283	14-14	60	7	17	6	0	1	10	26	.433	5	1	13	1	.348	0	0	0-0	21	1	0	1.000	
35 Robert Lecount	.164	14-14	55	7	9	1	0	4	12	22	.400	2	1	19	2	.203	1	0	0-0	10	20	6	.833	

10 Bryce Griffin	.261	9-7	23	2	6	1	0	0	3	7	.304	2	0	2	1	.320	0	1	0-0	10	22	1	.970	
22 Cody Edwards	.250	10-3	20	4	5	0	0	1	2	8	.400	2	0	7	1	.318	0	0	0-0	9	0	0	1.000	
33 Patrick McMeel	.222	4-2	9	1	2	0	0	0	0	2	.222	1	0	1	0	.300	0	0	0-0	16	2	0	1.000	
11 Zach Voight	.161	9-7	31	3	5	0	0	1	3	8	.258	0	0	7	2	.161	0	0	0-0	7	23	3	.909	
28 Andy Lyon	.154	8-1	13	2	2	0	1	0	2	4	.308	1	1	5	0	.267	0	0	0-0	13	2	0	1.000	
21 Justin Cooper	.000	3-0	2	0	0	0	0	0	0	0	.000	0	0	2	0	.000	0	0	0-0	0	0	0	.000	
17 Josh Loera	.000	1-0	0	1	0	0	0	0	0	0	.000	0	0	0	0	.000	0	0	0-0	0	0	0	.000	
Totals	.289	14	502	79	145	28	5	11	78	216	.430	66	6	111	9	.373	8	2	1-3	366	160	19	.965	
Opponents	.305	14	499	109	152	22	2	11	97	211	.423	57	18	95	13	.391	7	9	14-18	378	116	7	.986	

LOB - Team (127), Opp (115). DPs turned - Team (16), Opp (12). IBB - Team (2), Hipp, P. 1, Lyon, A. 1, Opp (6). Picked off - Waite, T. 1.

(MAY 2012 Sorted by Earned run avg)

Player	era	w-l	app	gs	cg	sho	sv	ip	h	r	er	bb	so	2b	3b	hr	b/avg	wp	hp	bk	sfa	sha
34 Adam Mott	4.63	1-2	6	4	0	0/0	1	23.1	24	16	12	15	21	6	0	0	.261	1	2	2	3	2
36 Ryan Beck	4.84	1-3	4	4	0	0/0	0	22.1	30	24	12	9	17	4	1	1	.323	6	4	0	0	4
15 Michael Ormseth	5.14	1-2	5	4	0	0/0	0	21.0	21	13	12	5	16	2	0	2	.269	2	2	0	0	2

3 Robert Kraft	2.45	0-0	10	0	0	0/0	0	3.2	5	1	1	2	3	1	0	0	.333	0	0	0	0	0
16 Trey Ross	2.70	0-0	6	0	0	0/0	0	3.1	4	2	1	3	2	0	0	0	.364	0	0	0	1	0
7 Trey Higginbotham	3.38	0-0	7	0	0	0/0	0	5.1	4	3	2	5	5	0	0	1	.222	0	0	1	0	1
37 Evan Mott	3.86	0-0	4	0	0	0/0	0	4.2	3	2	2	2	3	2	1	0	.167	1	1	0	1	0
4 Randy Montoya	4.91	0-0	5	0	0	0/0	0	3.2	5	3	2	1	2	1	0	1	.294	2	2	0	0	0
27 Casey Collins	6.00	1-1	6	1	0	0/0	0	12.0	18	11	8	3	5	0	0	1	.346	0	4	0	1	0
32 Scott Coffman	6.39	1-0	7	0	0	0/0	2	12.2	14	11	9	6	12	2	0	0	.269	0	2	0	1	0
30 Tyler Mack	17.69	0-0	6	1	0	0/0	0	9.2	20	20	19	5	9	4	0	4	.417	3	1	0	0	0
5 Jeff Neptune	54.00	0-1	1	0	0	0/0	0	0.1	2	2	2	0	0	0	0	1	.667	0	0	0	0	0
26 Timothy Torsney	99.00	0-0	1	0	0	0/0	0	0.0	2	1	1	1	0	0	0	0	1.000	0	0	0	0	0
Totals	6.12	5-9	14	14	0	0/0	3	122.0	152	109	83	57	95	22	2	11	.305	15	18	3	7	9
Opponents	5.21	9-5	14	14	3	1/1	2	126.0	145	79	73	66	111	28	5	11	.289	14	6	0	8	2

PB - Team (1), Fisher, Z. 1, Opp (1). Pickoffs - Team (3), Fisher, Z. 1, Ormseth, M. 1, McMeel, P. 1, Opp (1). SBA/ATT - Fisher, Z. (9-12), Mott, A. (5-7), McMeel, P. (5-5), Mack, T. (4-4), Ross, T. (2-2), Ormseth, M. (0-2), Beck, R. (2-2), Montoya, R. (1-1).

NEUTRAL SITE GAMES 2012

Record: 0-4 Home: 0-0 Away: 0-0 Neutral: 0-4 WAC: 0-0

Player	avg	gp-gs	ab	r	h	2b	3b	hr	rbi	tb	slg%	bb	hp	so	gdp	ob%	sf	sh	sb-att	po	a	e	fld%	
6 Parker Hipp	.438	4-4	16	4	7	2	0	0	2	9	.563	3	1	3	0	.524	1	0	0-0	5	8	1	.929	
24 Zac Fisher	.412	4-4	17	2	7	2	0	0	1	9	.529	3	1	3	0	.524	0	0	0-0	31	3	2	.944	
12 Kurt Snowley	.308	4-4	13	6	4	0	0	0	3	4	.308	4	0	1	0	.471	0	1	0-0	16	0	0	1.000	
11 Zach Voight	.308	4-3	13	2	4	1	0	1	2	8	.615	0	1	4	1	.357	0	0	0-0	4	7	2	.846	
9 Kyle Phillips	.286	4-4	14	1	4	1	0	0	3	5	.357	5	0	2	0	.474	0	0	1-1	14	0	0	1.000	
19 Tanner Waite	.267	4-4	15	2	4	2	1	0	6	8	.533	4	0	2	0	.400	1	0	0-0	6	0	0	1.000	
18 Bryan Karraker	.211	4-4	19	1	4	2	0	0	4	6	.316	1	0	4	0	.250	0	0	0-0	9	0	0	1.000	
22 Cody Edwards	.182	4-2	11	2	2	0	1	0	1	4	.364	2	1	5	1	.357	0	0	0-0	6	0	0	1.000	
35 Robert Lecount	.133	4-4	15	2	2	0	0	0	1	2	.133	3	0	5	1	.278	0	0	0-0	0	6	3	.667	

8 Tanner Rust	.500	2-2	8	4	4	0	0	1	3	7	.875	2	0	1	0	.600	0	0	0-0	13	3	0	1.000	
10 Bryce Griffin	.500	2-1	2	0	1	0	0	0	1	1	.500	0	0	0	0	.500	0	0	0-0	0	3	0	1.000	
28 Andy Lyon	.333	2-0	3	1	1	0	1	0	1	3	1.000	0	0	2	0	.333	0	0	0-0	0	0	0	.000	
17 Josh Loera	.000	1-0	0	1	0	0	0	0	0	0	.000	0	0	0	0	.000	0	0	0-0	0	0	0	.000	
Totals	.301	4	146	28	44	10	3	2	28	66	.452	27	4	32	3	.419	2	1	1-1	104	34	8	.945	
Opponents	.384	4	159	46	61	9	1	3	42	81	.509	17	3	28	2	.443	4	4	4-6	108	35	3	.979	

LOB - Team (44), Opp (37). DPs turned - Team (3), Opp (4). IBB - Team (0), Opp (1).

(Neutral site games Sorted by Earned run avg)

Player	era	w-l	app	gs	cg	sho	sv	ip	h	r	er	bb	so	2b	3b	hr	b/avg	wp	hp	bk	sfa	sha
36 Ryan Beck	3.86	0-1	2	2	0	0/0	0	9.1	15	12	4	2	5	2	1	1	.349	2	0	0	0	1
26 Timothy Torsney	7.20	0-0	2	1	0	0/0	0	5.0	9	5	4	4	4	0	0	0	.375	1	2	0	0	0
34 Adam Mott	12.46	0-1	1	1	0	0/0	0	4.1	8	8	6	4	6	3	0	0	.381	0	1	0	2	1

7 Trey Higginbotham	0.00	0-0	3	0	0	0/0	0	2.1	1	0	0	1	1	0	0	0	.143	1	0	0	0	0
21 Justin Cooper	0.00	0-0	1	0	0	0/0	0	1.1	0	0	0	0	2	0	0	0	.000	0	0	0	0	0
16 Trey Ross	0.00	0-0	1	0	0	0/0	0	1.0	0	0	0	0	0	0	0	0	.000	0	0	0	1	0
3 Robert Kraft	0.00	0-0	2	0	0	0/0	0	0.2	0	0	0	0	1	0	0	0	.000	0	0	0	0	0
4 Randy Montoya	0.00	0-0	1	0	0	0/0	0	0.2	1	0	0	1	0	1	0	0	.333	0	0	0	0	0
5 Jeff Neptune	5.40	0-0	1	0	0	0/0	0	1.2	2	2	1	1	2	0	0	0	.286	1	0	0	0	1
27 Casey Collins	7.71	0-0	2	0	0	0/0	0	2.1	5	2	2	1	2	0	0	0	.455	0	0	0	1	0
30 Tyler Mack	9.00	0-0	2	0	0	0/0	0	2.0	4	2	2	2	1	0	0	0	.444	1	0	0	0	0
15 Michael Ormseth	18.00	0-0	1	0	0	0/0	0	1.0	2	2	2	0	1	0	0	1	.400	0	0	0	0	0
37 Evan Mott	27.00	0-1	2	0	0	0/0	0	1.1	4	4	4	0	1	1	0	0	.500	0	0	0	0	0
32 Scott Coffman	48.60	0-1	2	0	0	0/0	0	1.2	10	9	9	1	2	2	0	1	.714	0	0	0	0	1
Totals	8.83	0-4	4	4	0	0/0	0	34.2	61	46	34	17	28	9	1	3	.384	6	3	0	4	4
Opponents	5.50	4-0	4	4	0	0/0	1	36.0	44	28	22	27	32	10	3	2	.301	7	4	0	2	1

PB - Team (1), Fisher, Z. 1, Opp (2). SBA/ATT - Fisher, Z. (4-6), Mott, A. (2-2), Mack, T. (2-2), Beck, R. (0-1), Torsney, T. (0-1).

vs. TEAMS IN 2012 NCAA TOURNAMENT

Record: 12-10 Home: 9-5 Away: 3-5 WAC: 1-2

Player	avg	gp-gs	ab	r	h	2b	3b	hr	rbi	tb	slg%	bb	hp	so	gdp	ob%	sf	sh	sb-att	po	a	e	fld%	
24 Zac Fisher	.443	22-22	88	19	39	8	0	2	28	53	.602	13	1	11	0	.510	2	0	1-1	123	21	3	.980	
6 Parker Hipp	.346	22-22	78	20	27	6	0	1	15	36	.462	22	5	14	1	.505	2	0	2-3	39	60	7	.934	
12 Kurt Snowley	.310	21-18	71	17	22	3	1	0	17	27	.380	7	2	14	0	.383	1	0	1-1	70	7	4	.951	
9 Kyle Phillips	.309	18-18	68	17	21	4	0	2	11	31	.456	8	5	12	1	.415	1	1	2-2	55	1	1	.982	
11 Zach Voight	.308	20-20	78	21	24	4	1	5	22	45	.577	12	1	17	3	.398	2	1	0-0	26	52	6	.929	
19 Tanner Waite	.291	22-20	79	21	23	6	1	0	10	31	.392	23	0	20	0	.442	2	0	1-2	30	0	2	.938	
35 Robert Lecount	.282	22-22	85	25	24	7	0	7	25	52	.612	11	4	23	2	.386	1	0	1-1	37	32	7	.908	
18 Bryan Karraker	.268	21-21	82	18	22	8	0	0	14	30	.366	11	6	21	0	.394	0	0	1-1	49	4	0	1.000	

8 Tanner Rust	.365	20-14	52	14	19	7	0	1	14	29	.558	10	4	10	2	.493	1	0	0-0	68	5	3	.961	
2 Ethan Chavez	.333	10-1	9	4	3	1	0	0	1	4	.444	0	0	4	0	.300	1	0	2-2	6	0	0	1.000	
22 Cody Edwards	.320	17-10	50	15	16	1	1	3	20	28	.560	3	0	14	1	.358	0	0	2-2	6	0	0	1.000	
33 Patrick McMeel	.300	8-1	10	2	3	0	0	0	1	3	.300	0	1	4	0	.364	0	0	0-0	18	5	0	1.000	
28 Andy Lyon	.182	14-7	33	7	6	2	0	0	1	8	.242	4	1	11	0	.289	0	0	0-0	29	2	0	1.000	
10 Bryce Griffin	.167	10-2	12	1	2	0	0	0	1	2	.167	0	1	3	0	.231	0	1	0-0	5	8	1	.929	
29 Brennen Jacobsen	.000	2-0	1	0	0	0	0	0	0	0	.000	1	0	1	0	.500	0	0	0-0	1	0	0	1.000	
17 Josh Loera	.000	3-0	1	1	0	0	0	0	1	0	.000	1	0	0	0	.500	0	0	0-0	2	1	1	.750	
21 Justin Cooper	.000	2-0	1	0	0	0	0	0	0	0	.000	0	0	1	0	.000	0	0	0-0	0	0	0	.000	
Totals	.315	22	798	202	251	57	4	21	181	379	.475	126	31	180	10	.421	13	3	13-15	570	222	38	.954	
Opponents	.333	22	803	173	267	47	2	15	151	363	.452	94	23	139	14	.411	15	13	30-39	560	190	29	.963	

LOB - Team (209), Opp (205). DPs turned - Team (20), Opp (10). IBB - Team (2), Lyon, A. 1, Hipp, P. 1, Opp (8). Picked off - Waite, T. 1.

(vs TEAMS IN 2012 NCAA TOURNAMENT Sorted by Earned run avg)

Player	era	w-l	app	gs	cg	sho	sv	ip	h	r	er	bb	so	2b	3b	hr	b/avg	wp	hp	bk	sfa	sha		
27 Casey Collins	5.19	2-0	8	3	0	0/0	0	26.0	35	17	15	15	8	6	0	0	.340	6	2	1	2	2		
36 Ryan Beck	5.23	1-4	7	6	0	0/0	0	32.2	52	32	19	10	35	10	1	0	.359	5	5	0	0	4		
34 Adam Mott	6.26	2-1	6	5	0	0/0	0	27.1	33	20	19	13	17	10	0	2	.292	1	3	0	2	0		
15 Michael Ormseth	7.94	3-1	5	3	0	0/0	0	22.2	31	21	20	5	16	5	0	3	.320	2	3	0	1	1		

16 Trey Ross	0.00	0-0	9	0	0	0/0	0	5.2	4	0	0	2	1	0	0	0	.267	0	0	0	1	2		
7 Trey Higginbotham	0.00	0-0	6	0	0	0/0	0	3.1	3	0	0	3	1	0	0	0	.273	0	1	0	0	1		
23 Robert Roher	0.00	0-0	2	0	0	0/0	1	2.1	2	0	0	2	3	1	0	0	.250	0	1	0	0	0		
32 Scott Coffman	0.96	1-0	10	0	0	0/0	2	18.2	5	4	2	9	19	0	0	0	.082	1	1	0	1	0		
4 Randy Montoya	2.84	1-0	7	0	0	0/0	0	6.1	6	3	2	3	4	2	0	1	.250	0	1	0	0	0		
37 Evan Mott	8.31	1-1	9	1	0	0/0	0	13.0	21	14	12	4	8	5	1	3	.356	1	2	0	2	2		
26 Timothy Torsney	9.26	1-1	4	1	0	0/0	0	11.2	21	17	12	9	11	2	0	0	.375	2	0	0	2	0		
21 Justin Cooper	13.50	0-0	3	0	0	0/0	0	1.1	3	2	2	4	1	0	0	0	.500	0	0	0	0	0		
30 Tyler Mack	13.85	0-1	9	3	0	0/0	0	13.0	31	26	20	7	8	3	0	5	.456	1	0	0	2	1		
3 Robert Kraft	20.25	0-0	7	0	0	0/0	0	2.2	9	6	6	3	2	1	0	0	.563	1	1	0	1	0		
5 Jeff Neptune	21.00	0-1	5	0	0	0/0	0	3.0	9	9	7	4	5	1	0	1	.474	1	2	0	0	0		
38 Robert Vancour	54.00	0-0	1	0	0	0/0	0	0.1	2	2	2	1	0	1	0	0	1.000	1	1	0	1	0		
Totals	6.54	12-10	22	22	0	0/0	3	190.0	267	173	138	94	139	47	2	15	.333	22	23	1	15	13		
Opponents	8.44	10-12	22	22	1	1/1	4	186.2	251	202	175	126	180	57	4	21	.315	23	31	1	13	3		

PB - Team (11), Fisher, Z. 8, McMeel, P. 3, Opp (10). Pickoffs - Team (0), Opp (1). SBA/ATT - Fisher, Z. (25-31), Collins, C. (5-9), McMeel, P. (5-8), Mott, A. (8-8), Beck, R. (6-7), Ormseth, M. (2-3), Ross, T. (2-2), Mott, E. (2-2), Mack, T. (2-2), Montoya, R. (2-2), Coffman, S. (0-1), Torsney, T. (0-1), Neptune, J. (1-1), Cooper, J. (0-1).

AWAY GAMES 2012

Record: 11-11 Home: 0-0 Away: 11-11 WAC: 5-4

Player	avg	gp-gs	ab	r	h	2b	3b	hr	rbi	tb	slg%	bb	hp	so	gdp	ob%	sf	sh	sb-att	po	a	e	fld%
8 Tanner Rust	.386	18-15	57	15	22	8	2	1	13	37	.649	7	0	13	0	.446	1	0	0-0	110	6	2	.983
24 Zac Fisher	.360	22-22	89	11	32	8	0	2	22	46	.517	11	1	13	0	.431	1	0	2-2	111	23	2	.985
6 Parker Hipp	.329	22-22	76	15	25	3	0	0	20	28	.368	21	3	14	0	.476	3	1	0-2	36	71	8	.930
12 Kurt Snowley	.318	20-16	66	17	21	4	0	0	3	25	.379	3	0	8	1	.348	0	1	1-1	28	2	1	.968
9 Kyle Phillips	.312	21-21	77	13	24	5	0	0	9	29	.377	10	2	17	3	.400	1	1	2-3	56	0	0	1.000
19 Tanner Waite	.272	22-22	81	15	22	4	1	0	10	28	.346	23	1	27	0	.434	1	0	1-1	45	0	2	.957
11 Zach Voight	.254	18-17	67	12	17	2	1	3	15	30	.448	9	0	12	2	.338	1	1	0-1	32	31	0	1.000
18 Bryan Karraker	.241	22-22	83	14	20	8	0	0	8	28	.337	14	3	20	1	.366	1	1	1-1	40	4	1	.978
35 Robert Lecount	.148	22-22	81	9	12	3	0	1	7	18	.222	5	2	24	2	.213	1	0	1-1	21	29	7	.877

10 Bryce Griffin	.250	8-5	20	2	5	1	0	0	3	6	.300	2	0	3	1	.318	0	1	0-0	8	16	2	.923
28 Andy Lyon	.250	8-0	8	2	2	0	0	0	1	2	.250	1	1	1	0	.400	0	0	0-0	12	0	0	1.000
22 Cody Edwards	.206	12-8	34	4	7	1	0	2	6	14	.412	2	0	11	1	.250	0	0	0-0	3	0	0	1.000
33 Patrick McMeel	.118	7-6	17	0	2	1	0	0	4	3	.176	2	0	9	0	.211	0	0	0-0	32	4	0	1.000
21 Justin Cooper	.000	1-0	1	0	0	0	0	0	0	0	.000	0	0	1	0	.000	0	0	0-0	0	0	0	.000
2 Ethan Chavez	.000	3-0	1	0	0	0	0	0	0	0	.000	0	0	0	0	.000	0	0	0-0	0	0	0	.000
Totals	.278	22	758	129	211	48	4	9	121	294	.388	110	13	173	11	.375	10	6	8-12	546	215	28	.965
Opponents	.282	22	708	131	200	29	1	12	114	267	.377	105	30	135	15	.391	13	17	26-34	579	178	14	.982

LOB - Team (189), Opp (196). DPs turned - Team (18), Opp (14). IBB - Team (0), Opp (8). Picked off - Waite, T. 1, Rust, T. 1.

(Away games Sorted by Earned run avg)

Player	era	w-l	app	gs	cg	sho	sv	ip	h	r	er	bb	so	2b	3b	hr	b/avg	wp	hp	bk	sfa	sha	
15 Michael Ormseth	1.71	2-1	6	4	0	0/0	0	26.1	20	6	5	5	20	3	1	1	.217	2	3	0	0	3	
36 Ryan Beck	4.99	2-2	7	6	0	0/0	0	39.2	45	25	22	21	38	5	0	2	.287	7	6	0	0	5	
27 Casey Collins	5.06	2-2	7	5	0	0/0	0	32.0	37	23	18	20	9	7	0	1	.303	4	6	1	3	2	
34 Adam Mott	5.84	2-2	7	4	0	0/0	1	24.2	27	20	16	21	20	2	0	1	.278	2	4	2	2	1	

7 Trey Higginbotham	0.00	0-0	6	0	0	0/0	0	3.1	1	0	0	3	4	0	0	0	.100	0	1	0	0	0	
4 Randy Montoya	0.00	1-1	7	0	0	0/0	0	2.2	3	1	0	2	1	2	0	0	.300	2	2	0	0	0	
32 Scott Coffman	1.76	0-0	12	0	0	0/0	5	15.1	6	7	3	9	16	1	0	0	.109	1	3	0	1	0	
16 Trey Ross	4.15	0-0	8	0	0	0/0	0	4.1	4	3	2	4	2	0	0	0	.250	0	0	0	0	2	
37 Evan Mott	7.15	1-1	9	1	0	0/0	0	11.1	16	11	9	4	6	3	0	3	.340	0	3	0	3	3	
3 Robert Kraft	9.64	0-0	10	0	0	0/0	0	4.2	5	5	5	2	5	1	0	0	.294	1	1	0	1	0	
23 Robert Roher	10.80	0-0	2	0	0	0/0	1	3.1	7	4	4	3	2	1	0	0	.467	0	1	0	1	0	
30 Tyler Mack	11.37	1-1	9	2	0	0/0	0	12.2	23	19	16	9	10	4	0	3	.397	4	0	0	2	1	
26 Timothy Torsney	20.25	0-0	2	0	0	0/0	0	1.1	4	5	3	2	2	0	0	0	.444	0	0	0	0	0	
5 Jeff Neptune	54.00	0-1	1	0	0	0/0	0	0.1	2	2	2	0	0	0	0	1	.667	0	0	0	0	0	
Totals	5.19	11-11	22	22	0	0/0	7	182.0	200	131	105	105	135	29	1	12	.282	23	30	3	13	17	
Opponents	5.69	11-11	22	22	2	2/2	5	193.0	211	129	122	110	173	48	4	9	.278	21	13	1	10	6	

PB - Team (5), McMeel, P. 3, Fisher, Z. 2, Opp (2). Pickoffs - Team (2), McMeel, P. 1, Fisher, Z. 1, Opp (2). SBA/ATT - Fisher, Z. (18-25), Mott, A. (8-10), McMeel, P. (8-8), Collins, C. (5-8), Beck, R. (6-6), Ormseth, M. (0-3), Mack, T. (2-2), Montoya, R. (2-2), Mott, E. (2-2), Ross, T. (1-1).

NM State 2012 Misc. Stats

Multiple Hit Games	2	3	4	5+	Total
24 Zac Fisher	13	8	2	-	23
6 Parker Hipp	17	4	-	-	21
11 Zach Voight	14	3	1	-	18
18 Bryan Karraker	10	6	1	-	17
9 Kyle Phillips	10	4	1	-	15
19 Tanner Waite	10	5	-	-	15
12 Kurt Snowley	7	5	1	1	14
8 Tanner Rust	11	1	1	-	13
35 Robert Lecount	10	3	-	-	13
22 Cody Edwards	2	2	2	-	6
28 Andy Lyon	3	1	-	-	4
10 Bryce Griffin	-	1	-	-	1
2 Ethan Chavez	1	-	-	-	1
TEAM	108	43	9	1	161

Multiple RBI Games	2	3	4	5+	Total
11 Zach Voight	10	3	1	1	15
18 Bryan Karraker	7	4	2	-	13
24 Zac Fisher	8	2	2	1	13
9 Kyle Phillips	5	7	-	-	12
6 Parker Hipp	7	4	1	-	12
35 Robert Lecount	7	2	1	2	12
8 Tanner Rust	7	1	-	-	8
12 Kurt Snowley	4	1	1	-	6
22 Cody Edwards	2	1	-	1	4
19 Tanner Waite	2	1	1	-	4
33 Patrick McMeel	2	-	-	-	2
28 Andy Lyon	-	1	-	-	1
TEAM	61	27	9	5	102

Hitting Streaks	Longest	Current
24 Zac Fisher	15	5
6 Parker Hipp	11	8
19 Tanner Waite	8	1
9 Kyle Phillips	8	8
8 Tanner Rust	8	4
11 Zach Voight	7	-
22 Cody Edwards	7	-
35 Robert Lecount	6	-
18 Bryan Karraker	6	3
12 Kurt Snowley	5	3
28 Andy Lyon	3	1
2 Ethan Chavez	3	2
33 Patrick McMeel	3	-
10 Bryce Griffin	2	2

Reached Base Streaks	Longest	Current
6 Parker Hipp	35	11
19 Tanner Waite	28	28
24 Zac Fisher	23	5
9 Kyle Phillips	22	10
11 Zach Voight	20	-
8 Tanner Rust	16	4
18 Bryan Karraker	11	3
22 Cody Edwards	7	-
35 Robert Lecount	7	-
12 Kurt Snowley	6	3
28 Andy Lyon	5	1
33 Patrick McMeel	5	3
10 Bryce Griffin	3	3
2 Ethan Chavez	3	2

GAME-BY-GAME (BATTING)

Date	Opponent	ab	r	h	rbi	2b	3b	hr	bb	ibb	sb	cs	hbp	sac	sf	gdp	k	po	a	e	avg
Feb 17	WAKE FOREST	29	5	5	5	0	0	1	6	0	0	0	2	0	0	0	15	27	6	0	.172
Feb 18	WAKE FOREST	35	5	10	5	2	0	1	7	0	0	0	1	0	1	0	12	27	16	3	.234
Feb 18	WAKE FOREST	32	3	8	3	2	0	0	3	0	0	0	0	0	0	0	6	27	5	3	.240
Feb 19	WAKE FOREST	35	13	14	12	3	0	0	10	0	0	0	1	0	1	2	6	27	9	5	.282
Feb 21	at Rice	35	5	12	5	1	0	1	4	0	2	1	0	0	1	2	6	24	12	3	.295
Feb 22	at Rice	32	4	5	3	1	0	0	3	0	1	0	0	0	0	0	15	24	9	2	.273
Feb 24	SACRED HEART	31	11	8	10	2	0	3	7	0	1	0	2	0	2	1	7	27	8	0	.271
Feb 25	SACRED HEART	36	21	17	21	6	0	2	4	0	0	0	3	0	0	0	3	21	6	4	.298
Feb 25	SACRED HEART	31	23	14	19	3	1	2	11	0	0	0	3	0	1	1	6	21	5	2	.314
Feb 26	SACRED HEART	29	16	13	13	3	1	1	3	0	2	0	1	0	2	0	6	21	8	0	.326
Mar 01	at Univ. of Minnesota	36	4	9	4	2	0	0	5	0	0	0	1	0	0	0	8	27	8	2	.319
Mar 02	at Univ. of Minnesota	30	1	3	1	0	0	0	3	0	0	1	0	0	0	0	9	24	7	2	.302
Mar 03	vs Nebraska	32	4	7	4	2	1	0	7	0	1	0	2	1	1	0	11	26	9	0	.296
Mar 04	vs West Virginia	37	4	10	4	2	0	1	5	0	0	0	2	0	0	0	7	27	9	2	.293
Mar 06	NEW MEXICO	44	16	18	13	2	0	2	4	0	1	0	4	0	0	0	9	27	14	0	.304
Mar 09	KENT STATE	32	4	5	4	1	0	0	8	0	0	0	2	0	2	0	11	27	11	2	.295
Mar 10	KENT STATE	39	9	12	9	2	0	0	9	0	0	0	1	0	0	1	9	27	9	3	.296
Mar 11	KENT STATE	38	12	13	9	5	0	0	6	0	1	0	4	0	1	0	10	27	10	1	.299
Mar 11	KENT STATE	39	14	17	14	4	1	3	3	0	1	0	1	0	0	1	6	24	6	0	.307
Mar 13	at Lobos	35	6	8	5	2	0	0	7	0	0	0	1	0	0	0	6	27	11	0	.303
Mar 16	SE MISSOURI STATE	34	9	11	6	0	0	0	6	0	1	0	3	0	1	0	4	27	6	0	.304
Mar 17	SE MISSOURI STATE	43	23	18	22	4	1	4	11	0	0	0	3	0	1	0	6	27	8	0	.310
Mar 17	SE MISSOURI STATE	32	8	11	5	1	0	1	10	0	0	0	3	0	1	2	6	27	4	1	.312
Mar 20	at Arizona	39	7	11	5	4	0	0	6	0	2	0	1	0	0	1	11	27	11	0	.310
Mar 21	at Arizona	42	13	16	13	3	1	0	9	0	2	0	3	0	0	0	7	27	11	3	.314
Mar 23	TEXAS-PAN AMERICA	40	14	17	13	6	0	1	3	0	1	0	4	0	1	0	2	27	9	5	.318
Mar 24	TEXAS-PAN AMERICA	42	11	19	10	6	0	0	4	0	1	1	0	0	0	0	10	27	12	0	.324
Mar 24	TEXAS-PAN AMERICA	32	9	8	9	1	1	1	9	0	0	0	3	1	1	0	7	27	12	3	.322
Mar 25	TEXAS-PAN AMERICA	36	19	18	17	1	0	4	3	0	1	0	1	0	2	0	2	21	11	3	.328
Mar 27	at Texas Tech	33	7	10	6	3	0	0	6	0	1	0	0	2	1	1	8	27	10	0	.327
Apr 03	NEW MEXICO	36	7	12	7	5	0	1	7	0	0	0	0	0	2	0	3	27	10	3	.328
*Apr 05	NEVADA	34	5	8	3	2	0	1	9	0	1	1	1	0	0	1	7	27	8	1	.325
*Apr 06	NEVADA	36	13	11	10	3	0	1	10	0	0	0	2	0	0	1	8	27	7	1	.324
*Apr 07	NEVADA	33	7	9	6	1	0	0	7	0	0	1	0	0	2	0	6	27	12	1	.323
*Apr 14	at Sacramento State	31	16	13	15	2	0	1	11	0	0	0	0	1	2	0	6	21	9	1	.325
*Apr 14	at Sacramento State	32	6	7	6	1	0	0	7	0	0	1	0	0	0	0	8	27	8	0	.323
*Apr 15	at Sacramento State	38	7	12	7	3	0	1	6	0	0	0	0	0	0	0	12	24	5	1	.322
Apr 16	at Sacramento State	34	7	9	7	4	0	0	7	0	0	0	1	0	1	1	7	24	7	4	.321
*Apr 19	LOUISIANA TECH	30	3	7	2	1	1	0	9	0	0	0	0	0	0	2	7	27	11	0	.319
*Apr 20	LOUISIANA TECH	30	4	8	4	1	0	2	7	1	0	0	1	0	0	2	7	27	8	0	.318
*Apr 21	LOUISIANA TECH	26	10	9	10	2	0	0	9	0	0	0	0	0	4	0	3	21	8	0	.318
Apr 27	at BAYLOR	30	0	3	0	0	0	0	2	0	0	0	2	1	0	0	7	24	13	2	.314
Apr 28	at BAYLOR	35	5	12	3	3	0	1	3	0	0	0	0	0	0	1	4	21	3	1	.314
May 1	TEXAS TECH	38	7	11	7	1	0	1	6	0	1	0	0	0	1	0	7	27	9	1	.314
*May 03	at University of Hawaii	31	2	6	2	1	1	1	3	0	0	0	1	0	0	1	6	24	16	0	.311
*May 04	at University of Hawaii	25	2	5	2	0	0	1	1	0	0	0	0	0	0	1	9	18	9	2	.310
*May 05	at University of Hawaii	32	0	7	0	1	0	0	2	0	0	1	1	0	0	1	5	24	10	0	.308
*May 11	FRESNO STATE	33	2	7	1	0	0	1	3	0	0	0	0	0	0	1	8	27	15	2	.306
*May 11	FRESNO STATE	39	2	6	2	2	0	1	9	1	0	1	1	0	0	0	13	36	9	0	.302
*May 12	FRESNO STATE	39	7	13	7	0	0	2	2	1	0	0	1	0	1	0	10	27	20	3	.303
May 15	at New Mexico	47	10	17	10	5	0	1	10	0	0	0	1	2	0	0	15	30	9	3	.305
May 16	at CSU Bakersfield	36	5	10	5	4	1	0	3	0	0	0	0	0	1	0	6	27	14	1	.304
*May 18	at San Jose State	34	3	7	3	2	0	1	0	0	0	0	0	0	0	0	6	27	16	0	.302
*May 19	at San Jose State	35	4	11	4	2	0	0	4	0	0	0	0	0	1	2	8	27	12	0	.303
*May 20	at San Jose State	36	15	18	15	4	1	1	8	0	0	0	1	0	3	0	4	21	5	1	.306
May 24	vs Fresno State	37	8	12	8	3	0	0	6	0	0	0	0	0	1	1	8	27	12	4	.307
May 25	vs Louisiana Tech	40	12	15	12	3	2	1	9	0	0	0	0	0	0	2	6	24	4	2	.308
Totals		1987	469	612	427	130	13	47	342	3	21	8	65	8	39	29	427	1463	541	83	.308

GAME-BY-GAME (PITCHING)

Date	Opponent	ip	h	r	er	bb	so	2b	3b	hr	wp	bk	hbp	dp	ibb	score	w-l	sv	era
Feb 17	WAKE FOREST	9.0	5	3	3	5	11	0	0	0	2	0	1	0	0	5-3	1-0	0	3.00
Feb 18	WAKE FOREST	9.0	13	8	5	6	8	3	0	0	3	0	2	0	1	5-8	1-1	0	4.00
Feb 18	WAKE FOREST	9.0	7	1	0	2	12	0	0	0	2	0	1	0	0	3-1	2-1	1	2.67
Feb 19	WAKE FOREST	9.0	15	9	6	2	7	5	0	0	1	1	1	1	0	13-9	3-1	2	3.50
Feb 21	at Rice	8.0	13	7	5	4	5	0	0	1	1	0	1	3	1	5-7	3-2	2	3.89
Feb 22	at Rice	8.0	17	12	11	7	5	2	0	1	0	0	1	1	0	4-12	3-3	2	5.19
Feb 24	SACRED HEART	9.0	10	6	6	4	8	1	0	1	1	0	1	0	0	11-6	4-3	2	5.31
Feb 25	SACRED HEART	7.0	6	3	1	2	4	0	0	0	0	0	0	0	0	21-3	5-3	2	4.90
Feb 25	SACRED HEART	7.0	15	11	9	4	11	1	0	1	0	0	0	0	0	23-11	6-3	2	5.52
Feb 26	SACRED HEART	7.0	8	2	2	2	11	0	0	0	0	0	1	0	0	16-2	7-3	2	5.27
Mar 01	at Univ. of Minnesota	9.0	5	1	0	2	7	1	0	0	1	0	1	1	0	4-1	8-3	3	4.75
Mar 02	at Univ. of Minnesota	8.0	9	8	7	6	7	1	0	0	1	0	0	0	0	1-8	8-4	3	5.00
Mar 03	vs Nebraska	8.2	11	6	6	2	4	1	0	2	1	0	0	0	0	4-6	8-5	3	5.10
Mar 04	vs West Virginia	9.0	14	10	8	6	9	1	0	0	4	0	2	1	0	4-10	8-6	3	5.32
Mar 06	NEW MEXICO	9.0	15	12	12	2	7	4	0	2	2	0	1	0	0	16-12	9-6	3	5.80
Mar 09	KENT STATE	9.0	13	7	7	6	10	2	0	0	5	0	3	0	0	4-7	9-7	3	5.88
Mar 10	KENT STATE	9.0	14	10	6	5	6	2	0	0	2	0	2	2	0	9-10	9-8	3	5.89
Mar 11	KENT STATE	9.0	9	6	6	6	3	3	0	0	1	0	2	0	0	12-6	10-8	3	5.90
Mar 11	KENT STATE	8.0	10	4	4	4	9	5	0	0	0	0	0	0	0	14-4	11-8	3	5.83
Mar 13	at Lobos	9.0	7	2	2	9	3	1	0	0	2	0	0	2	1	6-2	12-8	4	5.62
Mar 16	SE MISSOURI STATE	9.0	7	1	1	0	13	2	0	1	0	0	0	1	0	9-1	13-8	4	5.39
Mar 17	SE MISSOURI STATE	9.0	12	7	7	2	13	0	0	3	0	0	2	3	0	23-7	14-8	4	5.47
Mar 17	SE MISSOURI STATE	9.0	9	6	6	2	12	1	0	0	3	0	1	0	0	8-6	15-8	5	5.49
Mar 20	at Arizona	9.0	10	4	3	3	3	3	0	0	1	1	2	1	0	7-4	16-8	6	5.38
Mar 21	at Arizona	9.0	11	8	5	2	6	4	0	0	0	0	4	0	0	13-8	17-8	6	5.37
Mar 23	TEXAS-PAN AMERICA	9.0	6	6	2	1	10	1	0	2	3	0	0	0	0	14-6	18-8	6	5.23
Mar 24	TEXAS-PAN AMERICA	9.0	16	9	9	3	5	3	0	1	1	0	0	2	0	11-9	19-8	7	5.38
Mar 24	TEXAS-PAN AMERICA	9.0	10	8	8	5	8	1	0	1	6	0	0	2	1	9-8	20-8	7	5.47
Mar 25	TEXAS-PAN AMERICA	7.0	7	2	0	1	4	0	0	0	0	0	0	1	0	19-2	21-8	7	5.32
Mar 27	at Texas Tech	9.0	10	6	6	8	14	3	0	1	1	0	2	0	1	7-6	22-8	8	5.34
Apr 03	NEW MEXICO	9.0	11	5	3	1	7	3	0	0	0	0	0	1	0	7-5	23-8	9	5.27
*Apr 05	NEVADA	9.0	13	10	9	4	8	2	1	2	1	0	2	0	0	5-10	23-9	9	5.39
*Apr 06	NEVADA	9.0	11	6	6	8	13	2	0	0	2	2	4	0	0	13-6	24-9	9	5.41
*Apr 07	NEVADA	9.0	9	6	5	8	4	2	0	1	1	0	1	0	0	7-6	25-9	9	5.39
*Apr 14	at Sacramento State	7.0	6	4	2	4	6	0	0	0	0	0	0	0	0	16-4	26-9	9	5.33
*Apr 14	at Sacramento State	9.0	3	1	1	6	7	0	0	0	1	0	1	3	0	6-1	27-9	9	5.20
*Apr 15	at Sacramento State	8.0	13	10	8	4	8	1	1	1	0	0	0	0	0	7-10	27-10	9	5.30
Apr 16	at Sacramento State	8.0	10	8	5	8	5	2	0	1	0	0	1	1	2	7-8	27-11	9	5.31
*Apr 19	LOUISIANA TECH	9.0	8	2	2	3	11	2	0	1	1	0	1	1	0	3-2	28-11	9	5.22
*Apr 20	LOUISIANA TECH	9.0	8	3	3	5	8	2	0	1	1	0	0	3	1	4-3	29-11	9	5.16
*Apr 21	LOUISIANA TECH	7.0	7	0	0	4	5	1	0	0	0	0	0	1	0	10-0	30-11	9	5.06
Apr 27	at BAYLOR	8.0	9	5	4	4	6	2	0	0	1	0	1	0	1	0-5	30-12	9	5.04
Apr 28	at BAYLOR	7.0	14	15	14	7	3	1	0	3	3	0	2	0	0	5-15	30-13	9	5.29
May 1	TEXAS TECH	9.0	15	12	10	5	10	1	0	3	1	1	1	1	0	7-12	30-14	9	5.40
*May 03	at University of Hawaii	8.0	10	5	5	2	8	0	0	0	2	0	2	1	0	2-5	30-15	9	5.41
*May 04	at University of Hawaii	6.0	9	14	10	8	6	2	0	0	3	1	3	0	0	2-14	30-16	9	5.56
*May 05	at University of Hawaii	8.0	5	1	1	1	5	1	0	0	1	0	1	1	0	0-1	30-17	9	5.47
*May 11	FRESNO STATE	9.0	14	12	8	3	6	3	1	1	1	0	1	2	0	2-12	30-18	9	5.52
*May 11	FRESNO STATE	12.0	6	1	1	4	9	2	0	0	0	0	0	1	1	2-1	31-18	9	5.39
*May 12	FRESNO STATE	9.0	18	14	12	5	5	1	0	2	1	0	1	4	2	7-14	31-19	9	5.53
May 15	at New Mexico	10.0	17	12	10	7	7	4	0	3	0	0	0	1	2	10-12	31-20	9	5.61
May 16	at CSU Bakersfield	9.0	6	3	2	2	8	0	0	0	1	0	3	0	0	5-3	32-20	10	5.53
*May 18	at San Jose State	9.0	3	1	1	5	5	0	0	1	3	0	1	1	0	3-1	33-20	11	5.44
*May 19	at San Jose State	9.0	7	2	2	6	6	1	0	0	1	1	2	1	0	4-2	34-20	12	5.38
*May 20	at San Jose State	7.0	6	2	1	0	5	0	0	0	0	0	2	1	0	15-2	35-20	12	5.32
May 24	vs Fresno State	9.0	20	15	7	3	5	3	1	0	1	0	0	2	0	8-15	35-21	12	5.35
May 25	vs Louisiana Tech	8.0	16	15	13	6	10	4	0	1	0	0	1	0	1	12-15	35-22	12	5.50
Totals		487.2	588	369	298	236	421	93	4	38	70	7	62	47	15	469-369	35-22	12	5.50

Contact Us

New Mexico St. (35-22)
Baseball National Ranking Summary
Thru Games 05/27/2012

Back to team selections
 Western Athletic - All Teams

Category	Rank	Actual	National Leader	Actual
Batting Average (291 ranked)	15	0.308	Utah Valley	0.35
Scoring (291 ranked)	2	8.2	Utah Valley	9.0
Runs (291 ranked)	3	469.0	Utah Valley	532.0
Hits (291 ranked)	22	612.0	New Mexico	712.0
Doubles Per Game (291 ranked)	5	2.28	Hofstra	2.59
Doubles (291 ranked)	5	130.0	Kent St.	149.0
Triples Per Game (291 ranked)	139	0.23	Northern Colo.	0.65
Triples (291 ranked)	122	13.0	Northern Colo.	39.0
Home Runs Per Game (291 ranked)	20	0.82	Eastern Ky. UALR	1.22 1.22
Home Runs (291 ranked)	21	47.0	Florida	67.0
Slugging Percentage (291 ranked)	12	0.457	Utah Valley	0.523
Stolen Bases Per Game (291 ranked)	288	0.37	Hofstra	2.8
Stolen Bases (291 ranked)	287	21.0	Dayton	162.0
Base on Balls (291 ranked)	1	342.0	New Mexico St.	342.0
Sacrifice Bunts (291 ranked)	291	8.0	Long Beach St.	91.0
Hit by Pitch (291 ranked)	90	65.0	Delaware St.	152.0
Sacrifice Flies (291 ranked)	4	39.0	Kent St. Utah Valley	42.0 42.0
Earned Run Average (291 ranked)	235	5.52	Missouri St.	2.51
Strikeouts Per Nine Innings (291 ranked)	31	7.8	Rice	9.0
Hits Allowed Per Nine Innings (291 ranked)	251	10.87	Rice	7.07
Walks Allowed Per Nine Innings (291 ranked)	240	4.36	Cal St. Fullerton	1.88
Fielding Percentage (291 ranked)	215	0.96	Evansville	0.981
Double Plays Per Game (291 ranked)	103	0.82	Illinois	1.3
Double Plays (291 ranked)	97	47.0	Illinois	69.0
On Base Percentage (291 ranked)	4	0.419	Utah Valley	0.436
Strikeout-to-Walk Ratio (291 ranked)	150	1.78	Florida	3.61
WL Pct (291 ranked)	65	0.614	Stony Brook	0.807
WHIP (291 ranked)	252	1.69	Texas A&M	1.12

Category	Player	Rank	Actual	National Leader	Actual
Batting Average (250 ranked)	Zac Fisher	78	0.363	Raph Rhymes, LSU	0.459
	Parker Hipp	161	0.35		
Runs Per Game (150 ranked)	Kurt Snowley	43	1.0	Danny Poma, Hoftra	1.39
	Tanner Waite	78	0.95		
	Bryan Karraker	91	0.93		
Runs (150 ranked)	Tanner Waite	60	54.0	Danny Poma, Hoftra	78.0
	Bryan Karraker	85	52.0		
	Kurt Snowley	96	51.0		
	Parker Hipp	128	49.0		
Hits (250 ranked)	Zac Fisher	69	81.0	Michael Felton, Cmpbll	103.0
Doubles Per Game (250 ranked)	Bryan Karraker	109	0.32	Danny Poma, Hoftra	0.57
	Zac Fisher	123	0.32		
	Parker Hipp	159	0.3		

Doubles (150 ranked)	Zac Fisher Bryan Karraker Parker Hipp	78 78 112	18.0 18.0 17.0	Danny Poma, Hoftra	32.0
Triples Per Game (150 ranked)				Jake Arrington, SmHous	0.17
Triples (100 ranked)				Jake Arrington, SmHous Nathan Burns, FlaInt Tim Colwell, NDakSt Bill Cullen, VCU Nolan Gaige, Albany Jake Gonzalez, HouBap Travis Jankowski, SBrook Josh Melendez, N.Mex. Brett Vertigan, UCSB	9.0 9.0 9.0 9.0 9.0 9.0 9.0 9.0 9.0
Home Runs Per Game (250 ranked)	Robert Lecount	62	0.21	Brandon Miller, Samfrd	0.37
Home Runs (250 ranked)	Robert Lecount Zach Voight	49 153	12.0 8.0	Brandon Miller, Samfrd	22.0
Runs Batted In Per Game (250 ranked)	Zach Voight Zac Fisher Parker Hipp Bryan Karraker Robert Lecount	32 41 132 134 170	1.04 1.02 0.86 0.86 0.82	Goose Kallunki, UtVal	1.48
Runs Batted In (150 ranked)	Zac Fisher Zach Voight Parker Hipp Bryan Karraker	32 53 105 118	58.0 54.0 49.0 48.0	Goose Kallunki, UtVal	86.0
Slugging Percentage (200 ranked)	Zac Fisher	199	0.525	Trenton Moses, SEMoSt	0.761
Total Bases (150 ranked)	Zac Fisher	128	117.0	D.J. Peterson, N.Mex.	174.0
On Base Percentage (150 ranked)	Parker Hipp Tanner Waite Tanner Rust	17 20 124	0.485 0.484 0.446	Trenton Moses, SEMoSt	0.531
Stolen Bases Per Game (150 ranked)				Trea Turner, N.C.St	0.98
Stolen Bases (150 ranked)				Trea Turner, N.C.St	55.0
Base on Balls Per Game (100 ranked)	Tanner Waite Parker Hipp	1 11	1.21 0.95	Tanner Waite, N.M.St	1.21
Base on Balls (100 ranked)	Tanner Waite Parker Hipp Bryan Karraker	1 6 86	69.0 54.0 37.0	Tanner Waite, N.M.St	69.0
Hit By Pitch Per Game (100 ranked)				Scott Davis, DelaSt	0.64
Hit by Pitch (100 ranked)				Scott Davis, DelaSt	37.0
Toughest to Strike Out (150 ranked)				Maxx Tissenbaum, SBrook	50.0
Sacrifice Bunts Per Game (100 ranked)				Joe Meggs, Wash.	0.47
Sacrifice Bunts (100 ranked)				Keith Werman, Va.	25.0
Sacrifice Flies (100 ranked)	Parker Hipp Zac Fisher	9 53	8.0 6.0	C.J. Gillman, Dayton D.J. Hicks, UCF Andrew Parker, Towson	10.0 10.0 10.0
Earned Run Average (250 ranked)				Nick Petree, Mo.St.	0.92
Victories (100 ranked)	Michael Ormseth	63	8.0	Lance Day, UT-Arl Josh Martin, Samfrd Trevor Williams, ArizSt	12.0 12.0 12.0
Saves (100 ranked)	Scott Coffman	78	8.0	Stefan Lopez, SE La	20.0
Strikeouts Per Nine Innings (250 ranked)	Ryan Beck Adam Mott	66 150	9.23 8.32	Tyler Austin, Towson	12.66
Strikeouts (200 ranked)	Ryan Beck Adam Mott	43 177	94.0 73.0	Andrew Heaney, OklaSt	140.0
Hits Allowed Per Nine Innings (100 ranked)				Brandon Bixler, FlaGC	5.03
Walks Allowed Per Nine Innings (100 ranked)				Adam Norton, NDame	0.64
Strikeout-to-Walk Ratio (100 ranked)				Aaron Nola, LSU	12.0
WHIP (100 ranked)				Preston Morrison, TCU	0.8
Complete Games (100 ranked)				Quintavious Drains, JackSt	9.0

Wake Forest at New Mexico State
Feb 17, 2012 at Las Cruces, N.M. (Presley Askew Field)

Wake Forest 3 (0-1)

New Mexico State 5 (1-0)

Player	ab	r	h	rbi	bb	so	po	a	lob
Pat Blair ss	5	0	1	2	0	1	1	1	0
Jack Carey dh	3	1	1	0	0	0	0	0	0
Charlie Morgan ph	0	0	0	0	1	0	0	0	0
Evan Stephens pr	1	0	0	0	0	1	0	0	2
Mac Williamson cf	3	0	1	0	0	0	3	0	0
Carlos Lopez 3b	4	0	1	0	1	1	1	2	0
James Harris rf	3	0	0	0	1	1	0	0	0
Matt Conway 1b	2	1	0	0	2	1	2	0	3
Brett Armour c	2	0	0	0	0	2	12	0	0
Conor Keniry c/2b	2	0	0	0	0	0	0	0	0
Kevin Jordan lf	4	1	1	0	0	3	1	0	1
Mark Rhine 2b	3	0	0	0	0	1	0	0	0
Mike Lubanski c	0	0	0	0	1	0	3	0	0
Tim Cooney p	0	0	0	0	0	0	0	0	0
Nate Jones p	0	0	0	0	0	0	0	0	0
John McLeod p	0	0	0	0	0	0	0	0	0
Matt Pirro p	0	0	0	0	0	0	1	0	0
Totals	32	3	5	3	5	11	24	2	8

Score by Innings	1	2	3	4	5	6	7	8	9	R	H	E
Wake Forest	0	0	0	0	0	1	0	0	2	3	5	0
New Mexico State	0	0	0	1	1	0	0	3	X	5	5	0

LOB - WF 8; NMSU 8. HR - Fisher, Z.. HBP - Williamson,M; Karraker, B.; Edwards, C..

Wake Forest	ip	h	r	er	bb	so	ab	bf
Tim Cooney	5.2	2	2	2	3	11	19	22
Nate Jones	1.0	1	0	0	2	4	5	
John McLeod	0.2	1	3	3	2	1	3	6
Matt Pirro	0.2	1	0	0	1	1	3	4

New Mexico State	ip	h	r	er	bb	so	ab	bf
Ryan Beck	5.2	3	1	1	2	7	20	23
Robert Roher	1.1	0	0	0	0	3	4	4
Tyler Mack	1.0	0	0	0	1	0	3	4
Scott Coffman	1.0	2	2	2	2	1	5	7

Win - Beck, R. (1-0). Loss - Cooney, T. (0-1). Save - None.
WP - Cooney, T.; McLeod, J.; Beck, R.; Coffman, S.. HBP - by Beck, R. (Williamson,M); by Jones, N. (Edwards, C.); by McLeod, J. (Karraker, B.). BK - Cooney, T..

Umpires - HP: Vic Maldonado 1B: Robert Nunez 3B: Tim Chavez
Start: 4:05pm Time: 3:05 Attendance: 210
Weather: Cloudy; Breezy

Wake Forest at New Mexico State (Game 1)
Feb 18, 2012 at Las Cruces, N.M. (Presley Askew Field)

Wake Forest 8 (1-1)

New Mexico State 5 (1-1)

Player	ab	r	h	rbi	bb	so	po	a	lob
Pat Blair ss	6	1	2	0	0	1	0	2	1
Conor Keniry 2b	6	2	3	0	0	2	3	0	0
Mac Williamson cf	5	1	0	0	0	2	4	0	0
Carlos Lopez 3b/1b	3	2	2	1	2	0	1	2	2
James Harris rf	4	0	2	2	1	2	0	0	0
Matt Conway 1b	2	0	0	1	0	0	1	0	2
Joe Napolitano pr/3b	1	0	1	0	2	0	0	0	0
Charlie Morgan dh	3	0	2	2	1	0	0	0	2
Jack Carey ph	1	0	0	0	0	0	0	2	0
Brett Armour c	5	1	1	0	0	0	13	0	5
Kevin Jordan lf	3	0	0	0	0	1	0	0	0
Evan Stephens if	1	1	0	0	0	0	2	0	0
Brian Holmes p	0	0	0	0	0	0	1	1	0
Chris Willson p	0	0	0	0	0	0	0	0	0
Niko Spezial p	0	0	0	0	0	0	0	0	0
Michael Dimock p	0	0	0	0	0	0	2	0	0
Totals	40	8	13	6	6	8	27	5	14

Player	ab	r	h	rbi	bb	so	po	a	lob
Tanner Waite lf	4	0	1	0	1	1	2	0	1
Zach Voight ss	4	0	1	0	1	1	1	5	2
Parker Hipp 2b	3	0	0	1	2	1	2	1	2
Zac Fisher 1b/c	4	0	1	1	1	1	12	1	0
Bryan Karraker rf	3	1	0	1	2	2	1	0	0
Patrick McMeel c	2	0	0	0	1	2	3	1	0
Tanner Rust ph/1b	3	0	1	0	1	3	0	5	0
Robert Leconte 3b	4	2	3	2	0	0	2	4	0
Cody Edwards dh	2	0	0	0	0	2	0	0	0
Kurt Snowley ph/dh	3	1	2	0	0	0	0	0	1
Kyle Phillips cf	3	1	1	0	2	1	0	0	0
Casey Collins p	0	0	0	0	0	0	0	0	0
Robert Roher p	0	0	0	0	0	0	0	0	0
Evan Mott p	0	0	0	0	0	0	1	0	0
Robert Kraft p	0	0	0	0	0	0	0	0	0
Randy Montoya p	0	0	0	0	0	0	2	0	0
Totals	35	5	10	5	7	12	27	16	12

Score by Innings	1	2	3	4	5	6	7	8	9	R	H	E
Wake Forest	1	0	1	0	1	0	1	3	1	8	13	0
New Mexico State	0	0	0	0	0	0	3	1	1	5	10	3

E - Hipp, P.(1); Fisher, Z.(1); Rust, T., DP - WF 1. LOB - WF 14; NMSU 12. 2B - Keniry, C.(1); Lopez, C.(1); Morgan, C.(1); Rust, T.; Leconte, R.(1). HR - Leconte, R.(1). HBP - Williamson,M; Lopez, C.; Phillips, K.. SH - Stephens, E.(1). SF - Leconte, R.(1). SB - Blair, P.(1); Keniry, C.(1); Armour, B.(1); Stephens, E.(1). CS - Blair, P.(1).

Wake Forest	ip	h	r	er	bb	so	ab	bf
Brian Holmes	5.0	3	0	0	2	6	17	19
Chris Willson	1.2	3	3	1	3	8	10	
Niko Spezial	0.0	0	0	0	2	0	2	
Michael Dimock	2.1	4	2	2	2	3	10	13

New Mexico State	ip	h	r	er	bb	so	ab	bf
Casey Collins	4.2	7	3	3	4	3	20	25
Robert Roher	0.1	0	0	0	0	0	1	1
Evan Mott	2.2	4	4	1	2	5	14	16
Robert Kraft	0.1	1	1	0	0	2	2	2
Randy Montoya	1.0	1	0	0	0	3	5	

Win - Holmes, B. (1-0). Loss - Collins, C. (0-1). Save - Dimock, M. (1).
WP - Holmes, B.; Collins, C. 2; Mott, E.. HBP - by Collins, C. (Lopez, C.); by Willson, C. (Phillips, K.); by Montoya, R. (Williamson,M).

Umpires - HP: Robert Nunez 1B: Tim Chavez 3B: Vic Maldonado
Start: 2:05p.m. Time: 3:36 Attendance:
Weather: Sunny and breezy
Spezial, N. faced 2 batters in the 7th.
Kraft, R. faced 1 batter in the 9th.

Wake Forest at New Mexico State (Game 2)
Feb 18, 2012 at Las Cruces, N.M. (Presley Askew Field)

Wake Forest 1 (1-2)

New Mexico State 3 (2-1)

Player	ab	r	h	rbi	bb	so	po	a	lob
Pat Blair ss	5	0	0	0	1	5	4	2	0
Conor Keniry 2b	4	0	1	0	0	1	2	1	4
Mac Williamson cf	3	0	1	0	0	2	2	0	0
Carlos Lopez 1b	3	0	0	0	1	0	6	0	0
James Harris rf	4	0	0	0	0	2	0	0	2
Joe Napolitano 3b	3	1	0	0	1	2	0	1	1
Mark Rhine pr	0	0	0	0	0	0	0	0	0
Charlie Morgan c	4	0	1	0	0	0	6	0	0
Kevin Jordan dh	4	0	1	0	0	3	0	0	0
Evan Stephens lf	4	0	3	0	0	1	3	0	0
Justin Van Grouw p	0	0	0	0	0	0	1	0	0
Niko Spezial p	0	0	0	0	0	0	0	0	0
Connor Kaden p	0	0	0	0	0	0	0	0	0
Totals	34	1	7	0	2	12	24	7	9

Player	ab	r	h	rbi	bb	so	po	a	lob
Tanner Waite lf	4	0	0	0	0	2	2	0	0
Zach Voight ss	3	0	2	2	1	1	0	0	0
Parker Hipp 2b	4	1	2	0	0	0	0	2	0
Zac Fisher c	4	0	1	1	0	0	14	0	4
Bryan Karraker rf	3	0	1	0	1	1	2	0	0
Kurt Snowley dh	3	0	0	0	1	1	0	0	0
Robert Leconte 3b	4	0	0	0	0	0	2	3	0
Tanner Rust 1b	4	1	1	0	0	1	5	0	4
Kyle Phillips cf	3	1	1	0	0	0	2	0	0
Adam Mott p	0	0	0	0	0	0	0	0	0
Timothy Torsney p	0	0	0	0	0	0	0	0	0
Totals	32	3	8	3	3	6	27	5	8

Score by Innings	1	2	3	4	5	6	7	8	9	R	H	E
Wake Forest	0	0	0	0	1	0	0	0	0	1	7	0
New Mexico State	0	0	2	0	0	1	0	0	X	3	8	3

E - Fisher, Z.(2); Leconte, R.(1); Mott, A.. LOB - WF 9; NMSU 8. 2B - Voight, Z.(1); Hipp, P.(1). HBP - Williamson,M; SB - Williamson,M 2(2). CS - Williamson,M(1).

Wake Forest	ip	h	r	er	bb	so	ab	bf
Justin Van Grouw	5.1	6	3	3	1	4	22	23
Niko Spezial	1.2	2	0	0	1	1	7	8
Connor Kaden	1.0	0	0	0	1	1	3	4

New Mexico State	ip	h	r	er	bb	so	ab	bf
Adam Mott	6.0	4	1	0	1	9	22	24
Timothy Torsney	3.0	3	0	0	1	3	12	13

Win - Mott, A. (1-0). Loss - Van Grouw, J. (0-1). Save - Torsney, T. (1).
WP - Mott, A. 2. HBP - by Mott, A. (Williamson,M). BK - Van Grouw, J.

Umpires - HP: Tim Chavez 1B: Vic Maldonado 3B: Robert Nunez
Start: 6:15pm Time: 2:50 Attendance: 401
Weather: Clear and Breezy

Wake Forest at New Mexico State
Feb 19, 2012 at Las Cruces, N.M. (Presley Askew Field)

Wake Forest 9 (1-3)

New Mexico State 13 (3-1)

Player	ab	r	h	rbi	bb	so	po	a	lob
Pat Blair ss	6	2	3	1	0	0	3	4	1
Conor Keniry 2b	6	3	4	2	0	0	1	4	0
Mac Williamson cf	5	1	1	2	0	3	4	0	0
Carlos Lopez 1b	6	0	0	1	0	1	7	1	5
Charlie Morgan dh	5	1	3	0	0	0	0	0	0
Joe Napolitano 3b	4	0	0	0	1	0	0	3	0
James Harris rf	4	0	2	1	1	0	1	0	0
Brett Armour c	5	1	1	0	0	2	6	0	2
Evan Stephens lf	5	1	1	0	0	1	1	0	2
Jack Fischer p	0	0	0	0	0	0	0	0	0
Connor Kaden p	0	0	0	0	0	0	0	0	0
Chris Willson p	0	0	0	0	0	0	1	0	0
Colin Egan p	0	0	0	0	0	0	1	0	0
John McLeod p	0	0	0	0	0	0	0	0	0
Nate Jones p	0	0	0	0	0	0	0	0	0
Totals	46	9	15	7	2	7	24	10	13

Player	ab	r	h	rbi	bb	so	po	a	lob
Tanner Waite lf	3	2	1	0	0	3	1	3	1
Ethan Chavez lf	0								

New Mexico State at #4 Rice
Feb 21, 2012 at Houston (Reckling Park)

New Mexico State at #4 Rice
Feb 22, 2012 at Houston (Reckling Park)

New Mexico State 5 (3-2)

Rice 7 (4-0)

Player	ab	r	h	rbi	bb	so	po	a	lob
Tanner Waite lf	5	1	2	0	0	1	0	0	1
Zach Voight ss	4	2	1	1	1	2	2	0	0
Parker Hipp 2b	3	0	1	1	1	3	5	0	0
Zac Fisher c	5	0	0	1	0	1	4	1	2
Bryan Karraker rf	3	2	3	0	1	0	3	0	0
Robert Lecount 3b	4	0	1	0	0	2	2	1	0
Tanner Rust 1b	1	0	0	0	1	1	2	0	0
Andy Lyon ph/1b	2	0	2	1	0	0	4	0	0
Cody Edwards dh	3	0	1	1	0	1	0	0	0
Kurt Snowley dh	1	0	0	0	0	0	0	0	0
Kyle Phillips cf	4	0	1	0	0	0	3	0	4
Tyler Mack p	0	0	0	0	0	0	0	0	0
Adam Mott p	0	0	0	0	0	0	0	0	0
Ryan Beck p	0	0	0	0	0	1	2	0	0
Totals	35	5	12	5	4	6	24	12	8

Player	ab	r	h	rbi	bb	so	po	a	lob
Stringer 2b	4	3	2	0	1	1	7	5	0
Fuda cf	5	0	4	1	0	1	2	0	2
Manuel c	3	0	1	0	0	0	5	2	2
Rathjen rf	3	2	2	2	1	0	1	0	0
Chargois dh/p	4	1	1	0	1	1	0	0	0
Hoelscher 3b	4	0	0	0	0	1	1	3	4
Lewis 1b	3	0	1	1	0	5	0	3	0
Ratterree lf	3	0	1	1	0	0	3	0	0
Hamilton ss	4	1	1	0	0	1	2	0	1
McDowell p	0	0	0	0	0	0	0	0	0
Wall p	0	0	0	0	0	0	0	0	0
Duffey p	0	0	0	0	0	0	1	0	0
Totals	33	7	13	5	4	5	27	10	11

Score by Innings	1	2	3	4	5	6	7	8	9	R	H	E
New Mexico State	1	1	2	0	0	0	0	1	0	5	12	3
Rice	2	2	2	1	0	0	0	0	X	7	13	0

E - Hipp, P.(3); Lecount, R.; Rust, T.(2). DP - NMSU 3; Rice 2. LOB - NMSU 8; Rice 11. 2B - Karraker, B.(1). HR - Voight, Z.(1); Rathjen(2). HBP - Manuel. SH - Manuel(2); Hoelscher(2). SF - Hipp, P.(1); Rathjen(1); Ratterree(1). SB - Karraker, B.(1); Lecount, R.(1). CS - Hipp, P.(1).

New Mexico State	ip	h	r	er	bb	so	ab	bf
Tyler Mack	3.0	8	6	4	1	15	18	
Adam Mott	0.2	1	1	1	2	0	2	6
Ryan Beck	4.1	4	0	0	1	4	16	18

Rice	ip	h	r	er	bb	so	ab	bf
McDowell	1.0	4	2	2	0	0	6	6
Wall	5.0	5	2	2	3	4	17	21
Duffey	2.0	3	1	1	0	1	9	9
Chargois	1.0	0	0	0	1	1	3	4

Win - Wall (2-0). Loss - Mack, T. (0-1). Save - Chargois (1).
WP - Mack, T.(1); Wall(1). HBP - by Mott, A. (Manuel). BK - Wall(1).

Umpires - HP: Tom Kessler 1B: Ken Langford 3B: Bob Charmo
Start: 4:30 pm Time: 2:55 Attendance: 3019
Weather: 75, prt cloudy
McDowell faced 2 batters in the 2nd.

New Mexico State 4 (3-3)

Rice 12 (5-0)

Player	ab	r	h	rbi	bb	so	po	a	lob
Tanner Waite lf	4	0	1	0	0	3	3	0	0
Zach Voight ss	3	1	0	0	1	2	2	0	0
Parker Hipp 2b	3	1	1	0	1	1	2	0	0
Zac Fisher dh	4	1	2	1	0	1	0	1	0
Bryan Karraker rf	2	0	0	0	1	2	1	0	0
Tanner Rust ph	1	1	1	0	0	0	0	0	0
Robert Lecount 1b	2	0	0	0	2	6	0	0	0
Andy Lyon ph	2	0	0	0	0	2	0	0	0
Kurt Snowley 3b	3	0	0	0	2	0	2	2	0
Bryce Griffin 3b	1	0	0	1	0	0	0	0	0
Patrick McMeel c	3	0	0	0	2	6	2	0	0
Cody Edwards ph	1	0	0	0	0	0	0	0	0
Kyle Phillips cf	2	0	0	0	1	2	0	0	0
Ethan Chavez cf	1	0	0	0	0	0	0	0	0
Evan Mott p	0	0	0	0	0	0	0	0	0
Casey Collins p	0	0	0	0	0	0	0	0	0
Timothy Torsney p	0	0	0	0	0	0	0	0	0
Trey Higginbotham p	0	0	0	0	0	0	0	0	0
Scott Coffman p	0	0	0	0	0	0	0	0	0
Totals	32	4	5	3	3	15	24	9	4

Player	ab	r	h	rbi	bb	so	po	a	lob
Stringer 2b	6	1	4	0	0	1	1	2	0
Stainback ss	5	2	2	1	1	1	1	1	0
Fuda cf	4	0	1	1	0	1	1	0	0
Coop kh	1	0	0	0	0	0	0	0	0
Rathjen rf	2	1	2	2	1	0	1	0	0
Ratterree lf	4	1	0	0	1	0	0	0	7
Manuel c	4	1	1	0	0	9	1	1	0
Perrott c	0	0	0	0	1	0	5	0	0
Hoelscher 3b	4	4	4	1	0	0	1	1	0
McDowell dh	4	1	3	0	1	0	0	0	0
Aquino dh	0	0	0	1	1	0	0	0	0
Lewis 1b	3	1	3	3	1	0	4	0	0
Murphy ph	1	0	0	0	0	0	0	0	2
Ewing 1b	0	0	0	0	0	0	4	0	0
Benak p	0	0	0	0	0	0	0	0	0
J.Simms p	0	0	0	0	0	0	0	0	0
Lemond p	0	0	0	0	0	0	0	0	0
Reckling p	0	0	0	0	0	0	0	0	0
T.Simms p	0	0	0	0	0	0	0	0	0
Chargois p	0	0	0	0	0	0	0	0	0
Totals	38	12	17	12	7	5	27	6	12

Score by Innings	1	2	3	4	5	6	7	8	9	R	H	E
New Mexico State	0	0	0	0	0	0	0	0	4	4	5	2
Rice	0	4	3	1	1	1	2	0	X	12	17	0

E - Griffin, B.; Mott, E.(1). DP - NMSU 1. LOB - NMSU 4; Rice 12. 2B - Rust, T.(2); Stainback(1); Lewis(1). HR - McDowell(1). HBP - Hoelscher. SH - Fuda(2). SF - Rathjen(2). SB - Waite, T.(1); Stringer(1); Hoelscher(1).

New Mexico State	ip	h	r	er	bb	so	ab	bf
Evan Mott	2.0	10	7	2	2	15	18	
Casey Collins	3.0	5	2	2	2	0	12	15
Timothy Torsney	1.1	2	3	2	2	7	9	
Trey Higginbotham	0.2	0	0	0	1	0	1	3
Scott Coffman	1.0	0	0	0	0	1	3	3

Rice	ip	h	r	er	bb	so	ab	bf
Benak	5.1	2	0	0	0	10	18	18
J.Simms	0.2	0	0	0	0	2	2	2
Lemond	1.0	1	0	0	1	1	4	5
Reckling	1.0	0	0	0	0	2	3	3
T.Simms	0.0	2	4	4	2	0	2	4
Chargois	1.0	0	0	0	0	0	3	3

Win - Benak (1-0). Loss - Mott, E. (0-1). Save - None.
HBP - by Higginbotham (Hoelscher). PB - McMeel, P.(1); Perrott(1).

Umpires - HP: Bob Charmo 1B: Greg Oros 3B: Mike Garcia
Start: 4:30 pm Time: 2:50 Attendance: 3008
Weather: 82, prt cloudy

Sacred Heart at New Mexico State
Feb 24, 2012 at Las Cruces, N.M. (Presley Askew)

Sacred Heart at New Mexico State (Game 1)
Feb 25, 2012 at Las Cruces, N.M. (Presley Askew Field)

Sacred Heart 6 (0-1)

New Mexico State 11 (4-3)

Player	ab	r	h	rbi	bb	so	po	a	lob
FLINT, Keaton cf	5	0	0	0	2	2	0	1	0
BOISTURE, Dave rf	4	1	2	1	1	2	1	0	0
MURPHY, John ss	3	1	1	0	2	0	1	4	1
GRIFFITH, Rob 1b	4	1	1	1	0	1	7	0	1
PHILLIPS, Hunter 2b	5	0	2	1	0	1	1	2	1
McEVOY, Conor lf	4	1	1	1	0	0	4	0	0
PEREZ, Jim dh	3	0	0	0	1	1	0	0	0
HORN, Derrick c	4	1	1	0	0	1	7	1	3
CHARMELLO, Matt 3b	4	1	2	1	0	0	2	0	0
SCRIBNER, Troy p	0	0	0	0	0	0	0	0	0
MAGUIRE, Robbie p	0	0	0	0	0	1	2	0	0
DIONISIO, Chris p	0	0	0	0	0	0	0	0	0
MAGOON, Kevin p	0	0	0	0	0	0	0	0	0
Totals	36	6	10	5	4	8	24	11	8

Player	ab	r	h	rbi	bb	so	po	a	lob
Kyle Phillips cf	5	2	2	2	0	0	3	1	0
Andy Lyon cf/lf	0	0	0	0	0	0	0	0	0
Zach Voight ss	4	2	3	2	1	1	0	2	0
Parker Hipp 2b	4	1	2	3	1	1	0	2	2
Zac Fisher c	4	1	1	0	0	0	8	0	1
Patrick McMeel c	1	0	0	0	0	0	2	0	0
Bryan Karraker rf/cf	5	1	0	0	0	0	5	0	1
Tanner Waite lf	2	1	0	0	2	1	0	0	0
Ethan Chavez ph/lf	1	0	0	0	1	0	0	0	0
Cody Edwards dh	2	0	0	0	0	1	0	0	1
Tanner Rust ph/dh	0	1	0	1	2	0	0	0	0
Robert Lecount 1b	2	1	0	1	1	0	9	0	0
Kurt Snowley 3b	3	1	0	1	0	2	0	2	2
Bryce Griffin 3b	0	0	0	0	0	0	0	0	0
Adam Mott p	0	0	0	0	0	0	0	0	0
Michael Ormseth p	0	0	0	0	0	0	1	0	0
Totals	33	11	8	10	7	7	27	8	7

Score by Innings	1	2	3	4	5	6	7	8	9	R	H	E
Sacred Heart	0	0	4	0	1	0	0	1	0	6	10	2
New Mexico State	3	2	0	1	2	1	2	0	X	11	8	0

E - MURPHY; McEVOY. DP - SHU 1. LOB - SHU 8; NMSU 7. 2B - CHARMELLO; Phillips, K.; Voight, Z.. HR - GRIFFITH; Phillips, K.; Voight, Z. Hipp, P.. HBP - GRIFFITH; Lecount, R.; Snowley, K.. SB - MURPHY; CHARMELLO; Hipp, P..

Sacred Heart	ip	h	r	er	bb	so	ab	bf
SCRIBNER, Troy	4.0	4	6	6	1	4	17	20
MAGUIRE, Robbie	2.0	3	3	3	3	1	9	12
DIONISIO, Chris	1.0	1	2	2	3	1	4	7
MAGOON, Kevin	1.0	0	0	0	0	1	3	3

New Mexico State	ip	h	r	er	bb	so	ab	bf
Adam Mott	4.0	6	5	5	3	2	18	22
Michael Ormseth	5.0	4	1	1	1	6	18	19

Win - Ormseth, M. (2-0). Loss - SCRIBNER (0-1). Save - None.
WP - Ormseth, M.. HBP - by SCRIBNER (Lecount, R.); by SCRIBNER (Snowley, K.); by Mott, A. (GRIFFITH). PB - McMeel, P..

Sacred Heart at New Mexico State (Game 2)
Feb 25, 2012 at Las Cruces, NM (Presley Askew Field)

Sacred Heart 11 (0-3)

New Mexico State 23 (5-2)

Player	ab	r	h	rbi	bb	so	po	a	lob
FLINT, Keaton cf	4	1	1	0	1	1	2	0	1
BOISTURE, Dave rf	5	1	3	0	0	1	1	0	2
MURPHY, John ss	5	2	2	0	0	1	2	4	2
GRIFFITH, Rob 1b	4	2	2	2	1	1	3	0	0
PHILLIPS, Hunter 2b	5	1	1	1	0	1	2	1	2
McEVOY, Conor lf	4	2	3	3	0	0	1	0	0
PEREZ, Jim dh	3	1	1	1	1	1	0	0	0
GONDEK, Rocco c	4	0	1	0	0	3	7	0	2
CHARMELLO, Matt 3b	3	1	1	2	1	2	0	0	0
LEININGEN, Nick p	0	0	0	0	0	0	0	0	0
HERMANSON, John p	0	0	0	0	0	0	1	0	0
MAGOON, Kevin p	0	0	0	0	0	0	0	0	0
SERVILLA, Jonathan pr	0	0	0	0	0	0	0	0	0
Totals	37	11	15	9	4	11	18	6	9

Player	ab	r	h	rbi	bb	so	po	a	lob
Kyle Phillips cf	2	5	1	0	2	0	3	0	1
Zach Voight ss	4	2	3	2	0	0	0	1	2
Parker Hipp 2b	3	2	1	0	2	1	1	1	0
Zac Fisher c	4	2	3	4	1	0	7	1	0
Josh Loera pr	0	1	0	0	0	0	0	0	0
Patrick McMeel c	0	0	0	0	0	0	3	0	0
Bryan Karraker rf	2	2	0	0	2	1	1	0	2
Tanner Waite rf	1	1	0	0	0	0	0	0	0
Andy Lyon lf	4	2	1	0	1	2	1	0	0
Cody Edwards dh	5	3	4	1	0	0	0	0	0
Robert Lecount 3b	2	2	1	2	2	0	0	0	1
Brennen Jacobsen ph	1	0	0	0	1	0	0	0	0
Bryce Griffin 3b	0	0	0	0	0	0	0	0	0
Tanner Rust 1b	3	1	0	0	1	1	4	1	1
Tyler Mack p	0	0	0	0	0	0	0	0	0
Timothy Torsney p	0	0	0	0	0	0	0	0	0
Jeff Neptune p	0	0	0	0	0	0	0	0	0
Totals	31	23	14	19	11	6	21	5	5

Score by Innings	1	2	3	4	5	6	7	R	H	E
Sacred Heart	6	4	0	0	0	0	1	11	15	2
New Mexico State	4	2	10	1	0	6	0	23	14	2

E - MURPHY 2; Hipp, P.; Fisher, Z.. DP - SHU 1. LOB - SHU 9; NMSU 5. 2B - GRIFFITH; Fisher, Z.; Lyon, A.; Edwards, C.. 3B - Edwards, C.. HR - McEVOY; Edwards, C.; Lecount, R.. HBP - Phillips, K. 2; Rust, T.. SF - Voight, Z. CS - GRIFFITH.

Sacred Heart	ip	h	r	er	bb	so	ab	bf	New Mexico State	ip	h	r	er	bb	so	ab	bf
LEININGEN, Nick	2.1	7	10	10	4	2	12	19	Tyler Mack	0.1	5	5	5	0	0	6	6
HERMANSON, John	3.0	6	10	8	5	3	15	21	Timothy Torsney	5.0	7	5	4	3	7	22	25
MAGOON, Kevin	0.2	1	3	3	2	1	4	6	Jeff Neptune	1.2	3	1	0	1	4	9	10

Win - Torsney, T.. Loss - LEININGEN. Save - None.
HBP - by LEININGEN (Phillips, K.); by LEININGEN (Rust, T.); by HERMANSON (Phillips, K.). PB - GONDEK.

Umpires - HP: Jim Sayre 1B: Ron McCall 3B: Tom Litchfield
Start: 5:15 Time: 3:01 Attendance: 218
Weather: clear

Sacred Heart at New Mexico State
Feb 26, 2012 at Las Cruces, N.M. (Presley Askew Field)

Sacred Heart 2 (0-4)

New Mexico State 16 (7-3)

Player	ab	r	h	rbi	bb	so	po	a	lob
FLINT, Keaton cf	3	2	2	0	1	1	2	0	0
BOISTURE, Dave 1b	3	0	1	1	0	2	5	0	0
GANDEE, Zach ph	1	0	0	0	0	1	0	0	0
MURPHY, John ss	4	0	1	1	0	0	1	2	2
McEVOY, Conor lf	3	0	0	0	0	1	1	0	2
PHILLIPS, Hunter 2b	3	0	2	0	0	0	0	2	0
PEREZ, Jim dh	3	0	1	0	0	1	0	0	0
HORN, Derick c	3	0	0	0	0	2	6	0	0
GONDEK, Rocco rf	2	0	0	0	0	2	3	0	1
SERVILLA, Jonathan ph	0	0	0	0	0	0	0	0	0
CHARMELLO, Matt 3b	2	0	1	0	0	1	0	0	2
MCDONOUGH, Billy ph	0	0	0	0	1	0	0	0	0
STODDARD, Jeff p	0	0	0	0	0	0	1	0	0
RAFFERTY, Liam p	0	0	0	0	0	0	0	0	0
DIONISIO, Chris p	0	0	0	0	0	0	0	0	0
Totals	27	2	8	2	2	11	18	5	7

Player	ab	r	h	rbi	bb	so	po	a	lob
Ethan Chavez cf	3	1	1	1	0	2	1	0	0
Zach Voight ss	3	0	0	1	0	0	1	6	0
Parker Hipp 2b	4	2	2	1	0	0	2	2	0
Zac Fisher c	3	3	3	2	1	0	11	0	0
Cody Edwards dh	3	3	2	2	1	0	0	0	1
Andy Lyon rf	3	1	1	0	0	1	1	0	0
Tanner Waite lf	3	2	0	0	1	2	1	0	0
Robert Lecount 3b	3	2	2	2	0	1	0	0	0
Bryce Griffin 3b	1	0	0	0	0	0	0	0	0
Kurt Snowley 1b	3	2	2	4	0	0	3	0	0
Tanner Rust 1b	0	0	0	0	0	0	1	0	0
Ryan Beck p	0	0	0	0	0	0	0	0	0
Evan Mott p	0	0	0	0	0	0	0	0	0
Scott Coffman p	0	0	0	0	0	0	0	0	0
Totals	29	16	13	13	3	6	21	8	1

Score by Innings	1	2	3	4	5	6	7	R	H	E
Sacred Heart	1	0	0	0	1	0	0	2	8	2
New Mexico State	0	7	0	0	6	3	X	16	13	0

E - McEVOY(2); PHILLIPS(2). LOB - SHU 7; NMSU 1. 2B - Hipp, P.(5); Fisher, Z.(4); Lecount, R.(2). 3B - Snowley, K.(1). HR - Edwards, C.(2). HBP - SERVILLA; Lyon, A.. SF - Chavez, E.(1); Voight, Z.(1). SB - FLINT(1); PHILLIPS(1); Chavez, E.(1); Edwards, C.(1).

Sacred Heart	ip	h	r	er	bb	so	ab	bf	New Mexico State	ip	h	r	er	bb	so	ab	bf
STODDARD, Jeff	4.0	5	7	5	3	5	16	20	Ryan Beck	5.0	8	2	2	1	9	21	22
RAFFERTY, Liam	1.0	4	6	3	0	0	7	9	Evan Mott	1.0	0	0	0	0	0	3	3
DIONISIO, Chris	1.0	4	3	3	0	1	6	6	Scott Coffman	1.0	0	0	0	1	2	3	5

Win - Beck, R. (2-0). Loss - STODDARD (.). Save - None.
HBP - by RAFFERTY (Lyon, A.); by Coffman, S. (SERVILLA).

Umpires - HP: Ron McCall 1B: Tom Litchfield 3B: Jim Sayre
Start: 2:05p.m. Time: 2:10 Attendance:
Weather: Sunny and windy

New Mexico State at Univ. of Minnesota
Mar 01, 2012 at Minneapolis (H.H.H. Metrodome)

New Mexico State 4 (8-3)

Univ. of Minnesota 1 (3-5)

Player	ab	r	h	rbi	bb	so	po	a	lob
Kyle Phillips cf	5	1	2	0	0	1	3	0	0
Zach Voight ss	5	1	1	0	0	1	2	1	1
Parker Hipp 2b	4	0	2	0	1	0	3	3	2
Zac Fisher c	5	2	2	2	0	2	7	2	1
Cody Edwards dh	4	0	1	1	1	1	0	0	2
Tanner Waite lf	4	0	0	0	1	1	3	0	1
Ethan Chavez lf	0	0	0	0	0	0	0	0	0
Robert Lecount 3b	3	0	0	0	0	1	0	1	2
Bryan Karraker rf	2	0	0	1	2	0	0	0	0
Kurt Snowley 1b	4	0	1	0	0	1	7	0	2
Michael Ormseth p	0	0	0	0	0	0	0	0	0
Scott Coffman p	0	0	0	0	0	0	1	0	0
Totals	36	4	9	4	5	8	27	8	11

Player	ab	r	h	rbi	bb	so	po	a	lob
Henkemeyer cf	3	0	0	0	0	0	2	0	0
Bettenburg lf	3	1	2	0	1	0	4	0	0
Schlangen c	4	0	0	0	0	0	8	1	2
Olinger 3b	3	0	1	0	0	0	2	0	0
Juan rf	4	0	0	0	0	2	6	0	1
Puhl 2b	4	0	1	0	0	1	1	2	0
Snelten p	0	0	0	0	0	0	0	0	0
Canakes dh	3	0	0	0	1	2	0	0	2
Abrahamson 1b	3	0	0	0	0	1	3	0	0
Handel ss	3	0	1	0	0	1	0	0	1
McDevitt p	0	0	0	0	0	0	0	0	0
Jess p	0	0	0	0	0	0	1	0	0
Meyer p	0	0	0	0	0	0	0	1	0
Soule p	0	0	0	0	0	0	0	0	0
Totals	30	1	5	0	2	7	27	4	6

Score by Innings	1	2	3	4	5	6	7	8	9	R	H	E
New Mexico State	0	0	0	0	0	1	0	0	3	4	9	2
Univ. of Minnesota	1	0	0	0	0	0	0	0	0	1	5	1

E - Hipp, P. 2; Handel. DP - NMSU 1. LOB - NMSU 11; Minnesota 6. 2B - Fisher, Z.; Edwards, C.; Bettenburg. HBP - Lecount, R. Olinger. SH - Henkemeyer. CS - Bettenburg; Schlangen.

New Mexico State	ip	h	r	er	bb	so	ab	bf	Univ. of Minnesota	ip	h	r	er	bb	so	ab	bf
Michael Ormseth	8.0	5	1	0	2	6	27	30	Snelten	3.1	2	0	0	1	3	12	13
Scott Coffman	1.0	0	0	0	0	1	3	4	McDevitt	1.1	1	0	0	2	1	5	7
									Jess	1.0	0	1	0	2	0	3	6
									Meyer	2.2	4	2	2	0	4	12	12
									Soule	0.2	2	1	1	0	0	4	4

Win - Ormseth, M. (3-0). Loss - Meyer (0-1). Save - Coffman, S. (2).
WP - Ormseth, M.; Jess. HBP - by Jess (Lecount, R.); by Coffman, S. (Olinger).

Umpires - HP: George Drouches 1B: Bill Ryan 3B: Tom Goetz
Start: 4:05 pm Time: 2:38 Attendance: 101
Weather: Indoors

New Mexico State at Univ. of Minnesota
Mar 02, 2012 at Minneapolis (H.H.H. Metrodome)

New Mexico State 1 (8-4)

Univ. of Minnesota 8 (4-5)

Player	ab	r	h	rbi	bb	so	po	a	lob
Kyle Phillips cf	4	1	1	0	0	1	4	0	0
Zach Voight ss	3	0	1	0	1	0	1	1	0
Parker Hipp 2b	3	0	0	1	1	0	0	2	0
Zac Fisher dh	4	0	0	0	1	0	0	0	0
Tanner Rust 1b	4	0	0	0	2	10	0	3	0
Tanner Waite lf	4	0	1	0	0	1	1	0	0
Robert Lecount 3b	3	0	0	0	2	1	2	0	0
Bryan Karraker rf	2	0	0	0	1	0	2	1	0
Patrick McMeel c	2	0	0	0	2	4	0		

New Mexico State vs Nebraska
Mar 03, 2012 at Minneapolis (H.H.H. Metrodome)

West Virginia vs New Mexico State
Mar 04, 2012 at Minneapolis (H.H.H. Metrodome)

New Mexico State 4 (8-5)

Nebraska 6 (5-4)

Player	ab	r	h	rbi	bb	so	po	a	lob
Kyle Phillips cf	3	0	1	2	1	5	0	0	
Zach Voight ss	4	0	0	0	2	1	1	2	
Parker Hipp 2b	2	0	0	1	0	1	1	1	
Zac Fisher c	4	0	1	0	1	2	6	1	
Cody Edwards dh	4	1	1	0	1	2	0	3	
Tanner Waite lf	3	1	1	0	2	1	0	0	
Robert Lecount 3b	5	1	1	1	0	2	0	4	5
Bryan Karraker rf	4	1	2	1	0	1	3	0	
Kurt Snowley 1b	3	0	0	0	0	9	0	0	
Ryan Beck p	0	0	0	0	0	0	2	0	
Scott Coffman p	0	0	0	0	0	0	0	0	
Totals	32	4	7	4	7	11	26	9	12

Player	ab	r	h	rbi	bb	so	po	a	lob
Kildow, T. lf	3	0	0	0	0	1	2	0	3
Kiser, K. ph	2	0	0	0	0	0	0	0	0
Sanguinetti cf	5	1	2	2	0	0	1	0	0
Christens, C. ss	4	0	1	0	0	0	1	2	0
Scheffert, J. 1b	3	1	1	0	1	0	7	0	1
Farmer, K. 3b	4	0	0	0	0	0	2	1	
Kelly, P. dh	3	0	1	1	0	1	0	0	0
Pritchard, M. dh	1	1	1	0	0	0	0	0	0
Stucky, S. c	2	0	1	0	1	11	0	0	0
Stock, R. ph	1	0	1	0	0	0	0	0	0
Headley, B. pr	0	1	0	0	0	0	0	0	0
Darby, A. rf	3	1	2	1	0	2	0	1	
Peters, B. 2b	3	0	0	0	1	2	1	0	
Kalkowski, K. ph	1	0	1	0	0	0	0	0	0
Burleson, C. pr	0	1	0	0	0	0	0	0	0
Keller, J. p	0	0	0	0	0	0	0	0	0
Vogt, D. p	0	0	0	0	0	0	0	0	0
Kubat, K. p	0	0	0	0	0	0	2	0	
Stovall, J. p	0	0	0	0	0	0	0	0	0
King, T. p	0	0	0	0	0	0	0	0	0
Hander, R. p	0	0	0	0	0	1	0	0	
Pierce, B. p	0	0	0	0	0	1	0	0	
Totals	35	6	11	6	2	4	27	8	6

Score by Innings	1	2	3	4	5	6	7	8	9	R	H	E
New Mexico State	0	4	0	0	0	0	0	0	0	4	7	0
Nebraska	0	1	0	1	0	0	0	0	4	6	11	0

Note: 2 outs, 0 runners LOB when the game ended.

LOB - NMSU 12; Nebraska 6. 2B - Waite, T.; Karraker, B.; Stock, R.. 3B - Edwards, C.. HR - Sanguinetti; Darby, A.. HBP - Voight, Z.; Hipp, P.. SH - Snowley, K.; Darby, A.. SF - Hipp, P.. SB - Phillips, K.. CS - Christens, C.

New Mexico State	ip	h	r	er	bb	so	ab	bf
Ryan Beck	8.0	7	2	2	4	30	32	
Scott Coffman	0.2	4	4	4	0	5	6	

Nebraska	ip	h	r	er	bb	so	ab	bf
Keller, J.	1.1	4	4	4	2	1	8	10
Vogt, D.	2.1	0	0	0	2	4	6	10
Kubat, K.	1.2	2	0	0	0	1	6	7
Stovall, J.	0.2	0	0	0	0	1	2	2
King, T.	1.0	0	0	1	2	3	5	
Hander, R.	1.0	0	0	1	1	3	4	
Pierce, B.	1.0	1	0	0	1	1	4	5

Win - Pierce, B. (2-1). Loss - Coffman, S. (0-1). Save - None.

WP - Beck, R.; Stovall, J.. HBP - by Vogt, D. (Voight, Z.); by King, T. (Hipp, P.). PB - Stucky, S..

Umpires - HP: Perry Costello 1B: Mark Ditsworth 2B: Chris Coskey 3B: George Drouches
 Start: 12 pm Time: 2:38 Attendance:
 Weather: Indoors

West Virginia 10 (5-5)

New Mexico State 4 (8-6)

Player	ab	r	h	rbi	bb	so	po	a	lob
WILSON, B. 2b	6	2	2	0	0	3	3	0	6
BOYD, B. cf	6	2	2	0	0	2	4	1	0
FRAZER, M. lf	5	2	1	1	0	4	0	0	0
MCBROOM, R. 1b	6	1	2	1	0	0	4	0	0
POLONIUS, J. ss	4	3	3	2	1	0	2	3	2
RASKY, C. rf	2	2	0	0	1	1	3	0	0
FLEMING, B. 3b	4	0	2	2	1	1	1	0	2
THOMPSON, M. dh	0	0	0	0	0	0	0	0	0
THOMPSON, L. dh	3	0	1	2	0	1	0	0	0
STEELE-WORSH dh	1	0	0	0	0	0	0	0	0
NOGAY, M. c	3	0	1	1	2	6	1	2	
HINKLE, E. p	0	0	0	0	0	0	0	0	0
BROWN, G. p	0	0	0	0	0	0	0	0	0
TEZAK, R. p	0	0	0	0	0	0	0	0	0
Totals	40	10	14	9	6	9	27	5	12

Player	ab	r	h	rbi	bb	so	po	a	lob
Kyle Phillips cf	4	0	0	0	1	0	3	0	2
Zach Voight ss	5	2	3	2	0	2	3	3	0
Parker Hipp 2b	5	1	3	1	0	1	2	4	0
Zac Fisher c	4	0	2	0	0	1	9	2	0
Cody Edwards dh	3	0	0	0	1	1	0	0	3
Tanner Waite lf	4	0	1	0	0	1	0	1	2
Andy Lyon ph	1	0	0	0	1	0	0	0	0
Robert Lecount 3b	3	0	1	0	2	0	0	0	0
Bryan Karraker rf	4	0	0	0	1	2	0	5	
Kurt Snowley 1b	4	1	1	0	0	7	0	1	
Timothy Torsney p	0	0	0	0	0	0	0	0	0
Evan Mott p	0	0	0	0	0	0	0	0	0
Tyler Mack p	0	0	0	0	0	0	0	0	0
Jeff Neptune p	0	0	0	0	0	0	0	0	0
Trey Higginbotham p	0	0	0	0	0	0	0	0	0
Justin Cooper p	0	0	0	0	0	0	0	0	0
Totals	37	4	10	4	5	7	27	9	13

Score by Innings	1	2	3	4	5	6	7	8	9	R	H	E
West Virginia	0	0	1	0	3	4	0	2	0	10	14	0
New Mexico State	2	1	0	1	0	0	0	0	0	4	10	2

E - Hipp, P.(8); Fisher, Z.(3). DP - NMSU 1. LOB - WVU 12; NMSU 13. 2B - FRAZER, M.(4); Voight, Z.(4); Fisher, Z.(6). HR - Voight, Z.(3). HBP - RASKY, C.; THOMPSON, L.; Fisher, Z.; Edwards, C.. SH - RASKY, C.(3). CS - WILSON, B.(3).

West Virginia	ip	h	r	er	bb	so	ab	bf
HINKLE, E.	4.1	7	4	4	3	20	26	
BROWN, G.	3.2	3	0	0	1	3	14	15
TEZAK, R.	1.0	0	0	0	0	1	3	3

New Mexico State	ip	h	r	er	bb	so	ab	bf
Timothy Torsney	5.0	7	4	3	3	4	22	27
Evan Mott	0.1	4	4	4	0	1	5	5
Tyler Mack	0.0	0	0	0	0	0	0	0
Jeff Neptune	1.2	2	2	1	1	2	7	9
Trey Higginbotham	0.2	1	0	0	0	0	2	2
Justin Cooper	1.1	0	0	0	0	2	4	4

Win - BROWN, G. (1-0). Loss - Mott, E. (0-2). Save - None.

WP - HINKLE, E. 2(4); BROWN, G.(1); Torsney, T.(1); Mack, T.(2); Neptune, J.(1); Higginbotham(1). HBP - by HINKLE, E. (Fisher, Z.); by HINKLE, E. (Edwards, C.); by Torsney, T. (THOMPSON, L.); by Torsney, T. (RASKY, C.).

Umpires - HP: Mark Ditsworth 1B: Jim Jackson 2B: Perry Costello 3B: John Priestner
 Start: 11 am Time: 3:24 Attendance:
 Weather: Indoors

New Mexico at New Mexico State
Mar 06, 2012 at Las Cruces, N.M. (Presley Askew Field)

Kent State at New Mexico State
Mar 09, 2012 at Las Cruces, N.M. (Presley Askew Field)

New Mexico 12 (2-9)

New Mexico State 16 (9-6)

Player	ab	r	h	rbi	bb	so	po	a	lob
WOODCHICK, Ben 2b	4	2	2	0	0	1	0	1	0
STINER, Kyle ss/3b	4	2	1	1	1	0	1	2	
PETERSON, DJ 1b	4	2	3	5	0	1	4	0	0
MELENDEZ, Josh cf	5	2	2	1	0	0	1	0	0
GARVER, Mitchell c	5	1	1	2	0	1	10	0	1
PUSTAY, John lf	5	1	3	3	0	0	5	0	1
NELSON, Jacob dh	2	0	0	0	2	0	0	1	
SUAREZ, Erik ph/dh	2	0	0	0	0	0	0	0	0
NUNEZ, Chris ph	1	0	0	0	0	0	0	0	0
REAL, Alex 3b	2	0	0	0	0	0	0	0	0
ALLBRITTON, Alex ph/ss	2	0	0	0	0	0	1	0	0
PORRAS, Trey ph	1	0	0	0	1	0	0	0	0
PADILLA, Ryan rf	5	2	3	0	1	4	0	0	0
WALKER, Josh p	0	0	0	0	0	0	0	0	0
GARZA, Alexis p	0	0	0	0	0	1	0	0	0
BRUMMETT, Selby p	0	0	0	0	0	0	0	0	0
MCCASLAND, Jake p	0	0	0	0	0	0	0	0	0
WARD-HERSEE, Brandon p	0	0	0	0	0	0	0	0	0
SANCHEZ, Gera p	0	0	0	0	0	0	0	0	0
Totals	42	12	15	12	2	7	24	3	6

Player	ab	r	h	rbi	bb	so	po	a	lob
Kyle Phillips cf	6	0	3	2	0	1	2	0	2
Tanner Waite lf	5	1	0	0	1	1	0	0	4
Ethan Chavez lf	0	0	0	0	0	0	0	0	0
Parker Hipp 2b	3	1	1	0	0	0	2	0	0
Bryce Griffin 2b	1	1	1	0	0	0	1	0	0
Zach Voight ss	4	4	2	3	2	1	0	3	3
Zac Fisher c	5	1	1	1	1				

Kent State at New Mexico State
Mar 10, 2012 at Las Cruces, N.M. (Presley Askew Field)

Kent State 10 (7-4)

Player	ab	r	h	bb	so	po	a	lob
CAMPBELL cf	5	1	1	0	1	0	4	0
RIDER ss	6	2	2	2	0	1	2	6
LYON c	6	1	1	1	0	2	9	0
ROBERTS 1b	3	0	2	2	1	0	7	2
HAMILTON 3b	4	1	1	1	0	0	0	0
SUTTON dh	5	1	3	0	0	0	0	0
SUMMERS rf	2	1	0	0	2	1	2	0
POLEN 2b	5	2	3	2	0	0	0	0
KOCH, J. lf	4	1	1	1	0	1	0	5
BORES p	0	0	0	0	0	0	1	2
CLARK, M. p	0	0	0	0	0	0	0	0
DORSCH p	0	0	0	0	0	0	1	0
Totals	40	10	14	9	5	6	27	10

New Mexico State 9 (9-8)

Player	ab	r	h	bb	so	po	a	lob
Tanner Waite lf/cf	5	2	3	1	1	0	0	2
Kurt Snowley 1b	5	1	0	0	1	2	7	0
Parker Hipp 2b	5	0	1	2	1	0	1	3
Zach Voight ss	5	2	2	2	1	1	3	2
Zac Fisher c	4	0	1	0	0	2	4	1
Patrick McMeel ph/c	0	1	0	0	0	0	1	0
Robert Lecount 3b	3	2	2	2	2	0	4	1
Tanner Rust dh	5	0	2	1	0	1	0	0
Bryan Karraker cf/rf	4	0	1	1	1	5	0	4
Andy Lyon rf	3	1	0	0	1	2	2	0
Ethan Chavez cf	0	0	0	0	0	0	0	0
Cody Edwards ph/lf	0	0	0	0	1	0	0	0
Timothy Torsney p	0	0	0	0	0	0	0	0
Justin Cooper p	0	0	0	0	0	0	0	0
Trey Ross p	0	0	0	0	0	0	0	0
Jeff Neptune p	0	0	0	0	0	0	0	0
Trey Higginbotham p	0	0	0	0	0	0	0	0
Randy Montoya p	0	0	0	0	0	0	0	0
Tyler Mack p	0	0	0	0	0	0	0	0
Scott Coffman p	0	0	0	0	0	0	0	0
Totals	39	9	12	9	9	9	27	13

Score by Innings	1	2	3	4	5	6	7	8	9	R	H	E
Kent State	0	0	6	0	1	1	2	0	0	10	14	2
New Mexico State	3	1	0	1	0	0	1	3	0	9	12	3

E - LYON(2); POLEN(2); Hipp, P.(10); Fisher, Z.(4); Higginbotham(1). DP - Kent 1; NMSU 2. LOB - Kent 11; NMSU 13. 2B - RIDER(5); LYON(3); Lecount, R.(4); Rust, T.(4). HBP - HAMILTON; SUMMERS; McMeel, P.. SF - ROBERTS(2). SB - SUMMERS(8). CS - CAMPBELL(1).

Kent State	ip	h	r	er	bb	so	ab	bf
BORES	5.1	8	5	4	3	4	24	27
CLARK, M.	2.2	4	4	4	6	4	12	19
DORSCH	1.0	0	0	0	0	1	3	3

New Mexico State	ip	h	r	er	bb	so	ab	bf
Timothy Torsney	5.1	10	8	6	3	2	26	30
Justin Cooper	0.0	1	0	0	0	0	1	1
Trey Ross	0.2	0	0	0	0	0	0	1
Jeff Neptune	0.1	1	2	1	0	0	2	3
Trey Higginbotham	0.0	1	0	0	0	0	2	2
Randy Montoya	1.2	1	0	0	1	3	6	8
Tyler Mack	0.0	0	0	0	1	0	0	1
Scott Coffman	1.0	0	0	0	0	1	2	2

Kent State at New Mexico State (Game 2)
Mar 11, 2012 at Las Cruces, N.M. (Presley Askew Field)

Kent State 4 (7-6)

Player	ab	r	h	bb	so	po	a	lob
CAMPBELL cf	3	0	0	0	0	0	2	0
KOCH, J. ph/cf	1	1	1	0	0	0	0	0
RIDER ss	5	1	2	0	0	2	1	3
LYON dh	3	0	1	0	0	1	0	0
BAGOLY dh	1	0	1	0	0	0	0	0
ROBERTS 1b	2	1	0	0	2	1	10	2
HAMILTON 3b	4	1	3	1	0	1	1	0
POLEN 2b	4	0	0	0	2	0	3	6
SUMMERS rf	1	0	0	0	1	0	0	0
SUTTON ph/rf	2	0	0	0	0	0	0	0
REVESZ, Je. c	2	0	0	1	0	1	3	0
MONNOT ph/c	2	0	0	0	0	1	1	0
MIKLOS lf	4	0	2	1	0	1	3	0
MACE p	0	0	0	0	0	0	2	1
PIERCE p	0	0	0	0	0	0	0	0
BIRKBECK p	0	0	0	0	0	0	0	0
CLARK, B. p	0	0	0	0	0	0	0	0
DORSCH p	0	0	0	0	0	0	0	0
Totals	34	4	10	4	4	9	23	10

New Mexico State 14 (11-8)

Player	ab	r	h	bb	so	po	a	lob
Tanner Waite lf	5	2	3	0	1	1	0	0
Bryan Karraker cf/rf	5	2	2	1	0	1	3	0
Parker Hipp 2b	4	2	2	0	1	1	2	1
Zach Voight ss	4	1	1	1	0	0	2	1
Zac Fisher c	5	3	4	6	0	8	1	0
Cody Edwards dh	4	1	1	1	0	0	0	2
Kurt Snowley dh	0	1	0	0	1	0	0	0
Robert Lecount 3b	4	2	3	5	0	1	2	0
Tanner Rust 1b	4	2	0	1	0	1	5	0
Andy Lyon rf	4	0	0	0	2	4	0	0
Ethan Chavez cf	0	0	0	0	0	0	0	0
Adam Mott p	0	0	0	0	0	0	0	0
Evan Mott p	0	0	0	0	0	0	0	0
Robert Roher p	0	0	0	0	0	0	0	0
Totals	39	14	17	14	3	6	24	6

Score by Innings	1	2	3	4	5	6	7	8	9	R	H	E
Kent State	0	2	1	0	0	0	1	0	0	4	10	0
New Mexico State	4	2	0	5	0	1	0	2	0	14	17	0

Note: 2 outs, 1 runner LOB when the game ended.

DP - Kent 1. LOB - Kent 10; NMSU 6. 2B - RIDER; LYON; BAGOLY; HAMILTON; MIKLOS; Karraker, B.; Fisher, Z.; Lecount, R.; Rust, T.. 3B - Waite, T.. HR - Fisher, Z.; Lecount, R. 2. HBP - Lecount, R.. SB - HAMILTON; Hipp, P..

Kent State	ip	h	r	er	bb	so	ab	bf
MACE	3.2	11	10	10	1	3	22	24
PIERCE	2.0	4	2	2	1	1	9	10
BIRKBECK	0.2	0	0	0	0	0	2	2
CLARK, B.	1.1	1	1	1	0	2	5	5
DORSCH	0.0	1	1	1	0	1	2	2

Win - Mott, A. (2-0). Loss - MACE (0-1). Save - None.
HBP - by MACE (Lecount, R.).

Umpires - HP: Robert Nunez 1B: Tom Litchfield 3B: Ron McCall
Start: Time: 2:33 Attendance:
Weather: Cloudy
DORSCH faced 2 batters in the 8th.

Kent State at New Mexico State (Game 1)
Mar 11, 2012 at Las Cruces, N.M. (Presley Askew Field)

Kent State 6 (7-5)

Player	ab	r	h	bb	so	po	a	lob
CAMPBELL cf	4	0	1	0	0	0	1	0
SUMMERS ph/cf	1	0	0	0	0	0	0	2
RIDER ss	2	1	0	0	2	0	0	3
LYON c	4	0	0	0	0	7	0	1
REVESZ, Je. c	0	1	0	0	1	0	2	1
ROBERTS 1b/p	4	2	3	0	1	0	3	0
HAMILTON 3b	4	1	2	1	0	1	0	4
SUTTON rf	3	1	1	0	1	3	0	0
MIKLOS ph/rf	2	0	1	1	0	0	0	0
BAGOLY dh	2	0	1	3	0	0	0	0
MONNOT ph/dh	1	0	0	0	1	1	0	0
POLEN 2b	4	0	0	0	1	1	1	1
KOCH, J. lf	4	0	0	0	1	5	0	2
SKULINA p	0	0	0	0	0	0	1	0
SLAVIK p	0	0	0	0	0	0	0	0
KOPCAK p	0	0	0	0	0	0	0	0
Totals	35	6	9	5	6	3	24	6

New Mexico State 12 (10-8)

Player	ab	r	h	bb	so	po	a	lob
Tanner Waite lf	2	2	0	1	3	1	3	0
Bryan Karraker cf/rf	6	2	3	2	0	2	6	0
Parker Hipp 2b	4	2	2	1	0	1	0	2
Josh Loera 2b	0	0	0	0	1	0	0	1
Zach Voight ss	4	1	2	2	0	2	1	3
Bryce Griffin ph/ss	1	0	0	0	0	1	0	2
Zac Fisher c	4	1	1	1	0	1	0	3
Cody Edwards dh	5	0	0	0	0	2	0	0
Robert Lecount 3b	4	1	1	1	0	0	0	3
Tanner Rust 1b	4	1	2	0	0	1	10	0
Andy Lyon rf	2	0	0	0	1	2	0	2
Kurt Snowley ph	0	0	0	1	0	0	0	0
Ethan Chavez pr/cf	2	2	2	0	0	1	0	0
Michael Ormseth p	0	0	0	0	0	0	1	0
Trey Ross p	0	0	0	0	0	0	0	0
Justin Cooper p	0	0	0	0	0	0	0	0
Robert Vancour p	0	0	0	0	0	0	0	0
Randy Montoya p	0	0	0	0	0	0	0	0
Totals	38	12	13	9	6	10	27	10

Score by Innings	1	2	3	4	5	6	7	8	9	R	H	E
Kent State	0	2	0	0	0	1	0	0	3	6	9	3
New Mexico State	0	0	2	0	4	0	5	1	X	12	13	1

E - LYON(3); POLEN(3); SLAVIK(1); Voight, Z.(4). LOB - Kent 12; NMSU 13. 2B - ROBERTS(4); MIKLOS(1); BAGOLY(3); Karraker, B. 2(4); Hipp, P. 2(7); Chavez, E.(1). HBP - RIDER; MONNOT; Voight, Z.; Lecount, R.; Rust, T.; Snowley, K.. SF - HAMILTON(1); BAGOLY(1); Waite, T.(1). SB - Chavez, E.(2).

Kent State	ip	h	r	er	bb	so	ab	bf
SKULINA	4.1	7	6	5	3	6	21	27
SLAVIK	1.2	4	5	4	1	0	9	12
KOPCAK	1.2	2	1	0	1	3	7	8
ROBERTS	0.1	0	0	0	1	1	2	2

New Mexico State	ip	h	r	er	bb	so	ab	bf
Michael Ormseth	6.2	7	3	3	2	2	27	31
Trey Ross	0.2	0	0	0	0	0	2	2
Justin Cooper	0.2	0	1	1	3	1	2	5
Robert Vancour	0.1	2	2	1	0	2	2	5
Randy Montoya	0.2	0	0	0	0	0	2	2

Win - Ormseth, M. (5-0). Loss - SKULINA (2-1). Save - None.
WP - SKULINA(2); Vancour, R.(1). HBP - by SKULINA (Lecount, R.); by SKULINA (Snowley, K.); by SLAVIK (Voight, Z.); by Ormseth, M. (RIDER); by Vancour, R. (MONNOT). PB - REVESZ, Je.(1); Fisher, Z.(2(6)).

Umpires - HP: Ron McCall 1B: Robert Nunez 3B: Tom Litchfield
Start: 12:05pm Time: 3:20 Attendance: 300
Weather: Cloudy
SLAVIK faced 5 batters in the 7th.
Cooper, J. faced 1 batter in the 9th.

New Mexico State at Lobos
Mar 13, 2012 at Albuquerque, N.M. (Isotopes Park)

New Mexico State 6 (12-8)

Player	ab	r	h	bb	so	po	a	lob
Tanner Waite lf	4	0	0	1	2	1	0	0
Ethan Chavez lf	0	0	0	0	0	0	0	0
Bryan Karraker rf	5	0	0	0	0	2	1	0
Parker Hipp 2b	5							

SE Missouri State at New Mexico State
Mar 16, 2012 at Las Cruces, N.M. (Presley Askew Field)

SE Missouri State 1 (7-12)

Player	ab	r	h	rbi	bb	so	po	a	lob
BIESER, Cole cf	4	0	0	0	3	5	0	0	
PARMLEY, Kenton ss	4	0	1	0	0	1	4	2	1
MOSES, Trenton 3b	4	1	1	1	0	2	0	1	1
CAMPBELL, Kody dh	3	0	1	0	0	1	0	0	1
BARNES, Ryan ph	1	0	0	0	1	0	0	0	
LENNINGTON, Andy 1b	4	0	0	0	2	3	0	0	
GIBSON, Derek lf	3	0	1	0	0	1	5	0	0
SPANBERGER, Cody ph	1	0	0	0	1	0	0	0	
HEON, Taylor 2b	3	0	1	0	0	2	2	1	
ZINK, John Logan rf	3	0	0	0	0	1	0	1	
BLAIR, Shane c	3	0	2	0	1	4	0	0	
HULL, Christian p	0	0	0	0	0	0	1	0	
KILL, Trevor p	0	0	0	0	0	0	0	0	
Totals	33	1	7	1	0	13	24	6	5

New Mexico State 9 (13-8)

Player	ab	r	h	rbi	bb	so	po	a	lob
Tanner Waite lf	3	2	2	0	1	0	1	0	0
Ethan Chavez pr/lf	0	0	0	0	0	0	0	0	0
Bryan Karkaker rf/cf	3	2	1	0	1	1	2	0	0
Parker Hipp 2b	4	2	1	2	0	0	0	1	2
Zach Voight ss	3	1	2	1	0	0	2	1	0
Bryce Griffin ss	1	0	0	0	0	0	0	1	0
Zac Fisher c	3	0	2	1	1	1	10	1	0
Patrick McMeel c	0	1	0	0	1	0	3	0	0
Kyle Phillips cf	3	0	0	1	1	0	3	0	2
Andy Lyon ph/rf	1	0	0	0	0	0	0	0	0
Robert Lecount 3b	4	0	1	1	1	0	0	1	2
Tanner Rust 1b	4	0	1	0	1	1	6	0	3
Brennen Jacobsen ph/1b	1	0	0	0	0	0	0	0	1
Cody Edwards dh	4	1	1	0	0	1	0	0	1
Ryan Beck p	0	0	0	0	0	0	0	1	0
Robert Roher p	0	0	0	0	0	0	0	0	0
Scott Coffman p	0	0	0	0	0	0	0	0	0
Totals	34	9	11	6	6	4	27	6	11

Score by Innings

	1	2	3	4	5	6	7	8	9	R	H	E
SE Missouri State	0	0	0	0	0	0	0	1	7	3		
New Mexico State	1	5	0	0	2	0	1	X	9	11	0	

E - BIESER, C. 2(4); MOSES, T.(6). DP - SEMO 1; NMSU 1. LOB - SEMO 5; NMSU 11. 2B - PARMLEY, K.(8); BLAIR, S.(1). HR - MOSES, T.(7). HBP - Waite, T.; Karkaker, B.; Voight, Z.; SF - Hipp, P.(4). SB - Lecount, R.(2).

SE Missouri State	ip	h	r	er	bb	so	ab	bf
HULL, Christian	5.0	7	6	5	4	4	22	27
KILL, Trevor	3.0	4	3	2	2	0	12	17

New Mexico State	ip	h	r	er	bb	so	ab	bf
Ryan Beck	7.0	5	0	0	0	9	25	25
Robert Roher	1.0	1	0	0	0	1	4	4
Scott Coffman	1.0	1	1	1	0	3	4	4

Win - Beck, R. (3-1). Loss - HULL, C. (2-2). Save - None.

WP - KILL, T.(2). HBP - by HULL, C. (Waite, T.); by KILL, T. (Voight, Z.); by KILL, T. (Karkaker, B.).

Umpires - HP: Jim Sayre 1B: Victor Maldonado 3B: Tim Chavez

Start: 6:05p.m. Time: 2:29 Attendance: 202

Weather: Sunny and Breezy

SE Missouri State at New Mexico State (Game 1)
Mar 17, 2012 at Las Cruces, N.M. (Presley Askew Field)

SE Missouri State 7 (7-13)

Player	ab	r	h	rbi	bb	so	po	a	lob
PARMLEY, Kenton ss	4	1	3	3	0	0	2	0	
HEWITT, Dalton ph	1	0	0	0	1	0	0	0	
HEON, Taylor 2b	5	1	0	0	2	2	3	1	
MOSES, Trenton 3b	4	2	3	1	0	1	0	0	
CAMPBELL, Kody 1b	4	1	1	3	1	1	5	1	2
LENNINGTON, Andy cf	3	0	1	0	1	4	0	0	
GIBSON, Derek lf	4	0	1	0	0	5	0	0	
ZINK, John Logan rf	3	1	1	0	1	2	1	0	3
BARNES, Ryan dh	4	0	0	0	3	0	0	0	
BLAIR, Shane c	3	1	1	0	2	6	0	0	
BLUM, Jason ph	1	0	1	0	0	0	0	0	
SIMMONS, Shae p	0	0	0	0	0	0	0	0	
ZERRUSEN, Tony p	0	0	0	0	0	1	0	0	
DAVIS, Grant p	0	0	0	0	0	0	0	0	
SPITZFADEN, Will p	0	0	0	0	0	0	0	0	
Totals	36	7	12	7	2	13	24	6	6

New Mexico State 23 (14-8)

Player	ab	r	h	rbi	bb	so	po	a	lob
Tanner Waite lf	3	2	1	1	2	1	0	0	0
Ethan Chavez ph/lf	1	1	1	1	1	0	0	0	0
Bryan Karkaker rf	4	2	2	2	1	1	1	0	4
Andy Lyon ph/rf	2	1	2	1	0	2	0	0	0
Parker Hipp 2b	3	1	0	1	2	1	2	3	1
Brennen Jacobsen ph/1b	2	0	0	1	0	1	0	0	0
Zach Voight ss	4	1	1	2	0	2	3	2	0
Bryce Griffin ph/ss	1	0	0	1	0	1	1	1	2
Zac Fisher dh	5	1	1	3	1	0	0	0	2
Kyle Phillips cf	5	4	3	3	0	1	0	1	0
Robert Lecount 3b	4	2	1	3	0	0	0	0	0
Josh Loera 2b	1	0	0	0	0	0	0	1	0
Kurt Snowley 1b/3b	5	5	3	1	0	4	0	0	0
Patrick McMeel c	3	3	1	0	2	0	12	1	0
Michael Ormseth p	0	0	0	0	0	0	0	0	0
Randy Montoya p	0	0	0	0	0	0	0	0	0
Timothy Torsney p	0	0	0	0	0	0	0	0	0
Tyler Mack p	0	0	0	0	0	0	0	0	0
Totals	43	23	18	22	11	6	27	8	11

Score by Innings

	1	2	3	4	5	6	7	8	9	R	H	E
SE Missouri State	0	0	0	3	4	0	0	0	0	7	12	3
New Mexico State	8	3	0	1	0	4	5	2	X	23	18	0

E - PARMLEY, K. 2(8); MOSES, T.(7). DP - NMSU 3. LOB - SEMO 6; NMSU 11. 2B - Karkaker, B.(6); Fisher, Z.(8); Phillips, K.(3); Snowley, K.(2). 3B - Snowley, K.(2). HR - PARMLEY, K.(3); MOSES, T.(8); CAMPBELL, K.(4); Phillips, K. 2(4); Lecount, R.(6); Snowley, K.(1). HBP - MOSES, T.; LENNINGTON; Voight, Z.; Phillips, K.; McMeel, P.; SF - Lecount, R.(3).

SE Missouri State	ip	h	r	er	bb	so	ab	bf
SIMMONS, Shae	1.0	3	8	8	4	1	5	12
ZERRUSEN, Tony	3.0	6	4	3	1	2	16	17
DAVIS, Grant	1.2	2	4	4	3	2	7	11
SPITZFADEN, Will	2.1	7	7	3	3	1	15	18

New Mexico State	ip	h	r	er	bb	so	ab	bf
Michael Ormseth	4.2	8	7	7	2	7	21	24
Randy Montoya	0.1	0	0	0	0	1	1	1
Timothy Torsney	3.0	3	0	0	0	3	10	10
Tyler Mack	1.0	1	0	0	0	2	4	5

Win - Torsney, T. (2-1). Loss - SIMMONS, S. (0-3). Save - None.

WP - SIMMONS, S.(6). HBP - by SIMMONS, S. (Voight, Z.); by SIMMONS, S. (Phillips, K.); by Ormseth, M. (LENNINGTON); by DAVIS, G. (McMeel, P.); by Mack, T. (MOSES, T.).

Umpires - HP: Victor Maldonado 1B: Tim Chavez 3B: Jim Sayre

Start: 3:05p.m. Time: 3:16 Attendance: 202

Weather: Sunny and Windy

SE Missouri State at New Mexico State (Game 2)
Mar 17, 2012 at Las Cruces, N.M. (Presley Askew Field)

SE Missouri State 6 (7-14)

Player	ab	r	h	rbi	bb	so	po	a	lob
PARMLEY, Kenton ss	4	1	1	0	1	0	3	1	0
ZINK, John Logan rf	5	1	2	2	0	2	4	0	2
MOSES, Trenton 3b	4	1	2	2	0	1	4	2	0
CAMPBELL, Kody c	5	0	1	0	1	5	1	0	
LENNINGTON, Andy 1b	4	0	0	0	1	3	0	2	
GIBSON, Derek lf	4	1	1	0	0	1	1	0	3
BLAIR, Shane dh	3	0	0	0	3	0	0	0	
HEWITT, Dalton ph	1	0	0	0	1	0	0	0	
BLUM, Jason cf	4	0	0	0	2	2	0	0	
HEON, Taylor 2b	3	2	2	0	1	0	2	1	
KENDALL, Ryan p	0	0	0	0	0	0	0	0	
LYNN, Dylan p	0	0	0	0	0	0	0	0	
SPANBERGER, Cody p	0	0	0	0	0	0	0	0	
HURST, Bobby p	0	0	0	0	0	0	0	0	
Totals	37	6	9	4	2	14	24	5	7

New Mexico State 8 (15-8)

Player	ab	r	h	rbi	bb	so	po	a	lob
Tanner Waite lf	4	2	1	1	2	1	2	0	4
Ethan Chavez lf	0	0	0	0	0	0	1	0	0
Bryan Karkaker rf	3	1	1	0	0	1	1	0	0
Parker Hipp 2b	2	2	1	0	3	0	0	1	2
Zach Voight ss	4	0	0	0	1	0	1	1	4
Zac Fisher c	4	2	2	1	1	0	10	2	0
Kyle Phillips cf	3	1	1	2	0	2	4	0	0
Robert Lecount 3b	4	0	0	1	2	2	0	2	
Tanner Rust 1b	3	0	1	2	1	0	6	0	2
Cody Edwards dh	5	0	3	0	2	0	0	0	
Adam Mott p	0	0	0	0	0	0	0	0	
Trey Ross p	0	0	0	0	0	0	0	0	
Jeff Neptune p	0	0	0	0	0	0	0	0	
Randy Montoya p	0	0	0	0	0	0	0	0	
Totals	32	8	11	5	10	6	27	4	14

Score by Innings

	1	2	3	4	5	6	7	8	9	R	H	E
SE Missouri State	0	0	1	0	0	0	0	0	5	6	9	1
New Mexico State	2	1	1	2	0	0	0	2	X	8	11	1

E - CAMPBELL, K.(5); Hipp, P.(11). DP - SEMO 2. LOB - SEMO 7; NMSU 14. 2B - MOSES, T.(6); Karkaker, B.(7). HR - Waite, T.(1). HBP - MOSES, T.; Karkaker, B. 2; Rust, T.; SF - Lecount, R.(4).

SE Missouri State	ip	h	r	er	bb	so	ab	bf
KENDALL, Ryan	3.0	5	4	4	6	3	13	19
LYNN, Dylan	1.1	2	2	1	1	1	5	8
SPANBERGER, Cody	2.2	1	0	0	2	1	8	12
HURST, Bobby	1.0	3	2	2	1	1	6	7

New Mexico State	ip	h	r	er	bb	so	ab	bf
Adam Mott	8.0	6	1	1	0	10	31	32
Trey Ross	0.0	1						

Texas-Pan American at New Mexico State
Mar 25, 2012 at Las Cruces, N.M. (Presley Askew Field)

New Mexico State at Texas Tech
Mar 27, 2012 at Lubbock, TX (Rip Griffin Park)

Texas-Pan American 2 (11-5)

Player	ab	r	h	rbi	bb	so	po	a	lob
Derek Hagy lf	3	1	1	0	0	2	0	0	0
Jason Webb lf	1	0	0	0	0	0	0	0	0
Roger Bernal 1b	3	0	1	0	0	6	0	0	0
Andy Fortuna rf	1	0	1	0	0	0	0	0	0
Chris Torres c	4	0	0	1	0	3	0	3	
Vincent Mejia 2b	2	0	0	0	0	2	0	0	
Iradier Hernandez ph/2b	1	0	0	0	0	1	1	0	
Angel Ibanez 3b	2	0	2	0	0	0	3	0	
Brandon Roush ph/3b	1	0	0	0	0	0	1	0	
Mike McCarthy dh	2	0	0	0	2	0	0	0	
Lee Rios ph/dh	1	0	1	0	0	0	0	0	
Shane Klemcke cf	3	0	0	0	0	1	2	0	1
Richard Bandrich rf/1b	2	0	0	0	0	0	0	3	
Jonathan Garza ph	1	0	0	0	0	0	0	0	
Riley Goulding ss	1	1	1	0	1	0	2	0	0
Andre Cordova ph	1	0	0	0	0	0	0	0	
Travis Neslony p	0	0	0	0	0	0	0	0	
Luis Flores p	0	0	0	0	0	0	2	0	
Jonathan Delgado p	0	0	0	0	0	0	0	0	
Nolan Atkins p	0	0	0	0	0	0	1	0	
Totals	29	2	7	1	4	18	10	7	

Score by Innings	1	2	3	4	5	6	7	R	H	E
Texas-Pan American	0	0	2	0	0	0	0	2	7	4
New Mexico State	2	3	9	3	0	2	X	19	18	3

E - V. Mejia 3(6); R. Goulding(11); Hipp, P.(13); Fisher, Z.(5); Rust, T.(4). DP - NMSU 1. LOB - UTPA 7; NMSU 5. 2B - Voight, Z.(7). HR - Voight, Z.(5); Fisher, Z.(3); Lecount, R.(7); Lyon, A.(1). HBP - Griffin, B. SF - Voight, Z.(2); Fisher, Z.(4). SB - Waite, T.(2).

Texas-Pan American	ip	h	r	er	bb	so	ab	bf
Travis Neslony	0.0	0	2	1	2	0	1	3
Luis Flores	2.1	6	6	2	0	0	11	13
Jonathan Delgado	0.1	5	6	0	0	0	7	7
Nolan Atkins	3.1	7	5	5	1	2	17	19

Win - Collins, C. (3-2). Loss - T. Neslony (0-1). Save - None.
 WP - T. Neslony; N. Atkins(1). HBP - by N. Atkins (Griffin, B.).

Umpires - HP: Ron McCall 1B: Vic Maldonado 3B: Robert Nunez
 Start: 1:05pm Time: 2:34 Attendance: 644
 Weather: Warm and Breezy
 T. Neslony faced 3 batters in the 1st.

New Mexico State 19 (21-8)

Player	ab	r	h	rbi	bb	so	po	a	lob
Tanner Waite lf	5	4	0	0	0	0	0	0	0
Bryan Karraker cf	2	2	2	3	1	0	1	0	0
Ethan Chavez ph/cf	2	0	1	0	0	0	1	0	0
Parker Hipp 2b	2	1	1	1	1	0	1	2	0
Brennen Jacobsen ph/2b	2	1	0	1	0	0	0	2	0
Zach Voight ss	2	2	2	4	0	0	0	1	0
Bryce Griffin ss	1	0	1	0	0	0	3	3	0
Zac Fisher c	2	1	1	2	0	0	2	0	0
Patrick McMeel c	2	0	1	1	0	0	2	0	0
Robert Lecount 3b	4	1	1	2	0	0	0	2	1
Josh Loera pr/2b	1	0	0	0	0	1	0	0	2
Tanner Rust 1b	3	2	2	0	1	0	9	0	0
Cody Edwards dh/p	4	2	3	0	1	0	1	2	
Andy Lyon rf	4	3	3	3	0	2	0	0	
Casey Collins p	0	0	0	0	0	0	0	0	
Robert Vancour p	0	0	0	0	0	0	0	0	
Totals	36	19	18	17	3	2	21	11	5

Score by Innings	1	2	3	4	5	6	7	8	9	R	H	E
New Mexico State	0	0	1	3	0	0	0	2	7	10	0	
Texas Tech	0	0	2	2	1	1	0	0	0	6	10	1

E - McGruder(7). DP - TTU 1. LOB - NMSU 8; TTU 12. 2B - Hipp, P.(9); Voight, Z.(8); Rust, T.(9); McGruder(3); Proudfoot(8); Burleson(10). HR - Barnes(6). HBP - Moore 2. SH - Hipp, P.(1); Snowley, K.(2); Proudfoot(3); Lopez(1). SF - Voight, Z.(3). SB - Fisher, Z.(2); Barnes(12); Altobelli(4).

New Mexico State	ip	h	r	er	bb	so	ab	bf
Casey Collins	5.0	5	2	0	1	3	20	21
Cody Edwards	1.2	1	0	0	0	0	6	6
Robert Vancour	0.1	1	0	0	0	1	3	3

Win - Mack, T. (2-1). Loss - Masek (1-3). Save - Coffman, S. (5).
 WP - Beck, R.(6). HBP - by Beck, R. (Moore); by Ormseth, M. (Moore).

Umpires - HP: Russell Hall 1B: Curtis Alexander 3B: Ray Leible
 Start: 4:01 PM Time: 3:19 Attendance: 2348
 Weather: 86 degrees 7/PH; out to LF

New Mexico State 7 (22-8)

Player	ab	r	h	rbi	bb	so	po	a	lob
Tanner Waite lf	4	2	1	1	0	2	0	0	0
Bryan Karraker rf	3	2	1	0	2	1	2	0	0
Parker Hipp 2b	4	1	1	1	0	2	3	0	0
Zach Voight ss	3	1	2	1	0	0	0	0	0
Zac Fisher c	4	0	3	1	1	15	3	0	0
Kyle Phillips cf	4	0	1	0	1	2	1	0	2
Robert Lecount 3b	4	0	1	0	1	2	1	0	0
Tanner Rust 1b	4	1	1	0	0	3	0	2	0
Kurt Snowley dh	3	0	0	0	0	0	0	0	0
Ryan Beck p	0	0	0	0	0	1	1	0	0
Randy Montoya p	0	0	0	0	0	0	0	0	0
Trey Ross p	0	0	0	0	0	0	0	0	0
Michael Ormseth p	0	0	0	0	0	0	1	0	0
Robert Kraft p	0	0	0	0	0	0	0	0	0
Tyler Mack p	0	0	0	0	0	0	0	0	0
Scott Coffman p	0	0	0	0	0	0	0	0	0
Totals	33	7	10	6	6	8	27	10	8

Score by Innings	1	2	3	4	5	6	7	8	9	R	H	E
New Mexico State	0	0	1	3	0	0	0	2	7	10	0	
Texas Tech	0	0	2	2	1	1	0	0	0	6	10	1

E - McGruder(7). DP - TTU 1. LOB - NMSU 8; TTU 12. 2B - Hipp, P.(9); Voight, Z.(8); Rust, T.(9); McGruder(3); Proudfoot(8); Burleson(10). HR - Barnes(6). HBP - Moore 2. SH - Hipp, P.(1); Snowley, K.(2); Proudfoot(3); Lopez(1). SF - Voight, Z.(3). SB - Fisher, Z.(2); Barnes(12); Altobelli(4).

New Mexico State	ip	h	r	er	bb	so	ab	bf
Ryan Beck	5.1	7	6	6	6	7	20	28
Randy Montoya	0.0	1	0	0	1	0	1	2
Trey Ross	0.2	0	0	0	0	0	2	2
Michael Ormseth	0.1	1	0	0	1	0	1	4
Robert Kraft	0.1	0	0	0	1	1	1	1
Tyler Mack	1.1	1	0	0	0	3	5	5
Scott Coffman	1.0	0	0	0	0	3	3	3

Win - Mack, T. (2-1). Loss - Masek (1-3). Save - Coffman, S. (5).
 WP - Beck, R.(6). HBP - by Beck, R. (Moore); by Ormseth, M. (Moore).

Umpires - HP: Russell Hall 1B: Curtis Alexander 3B: Ray Leible
 Start: 4:01 PM Time: 3:19 Attendance: 2348
 Weather: 86 degrees 7/PH; out to LF

Texas Tech 6 (15-11)

Player	ab	r	h	rbi	bb	so	po	a	lob	
McGruder 2b	4	1	3	2	1	1	1	1	2	0
Proudfoot ss	4	0	1	1	0	2	1	2	4	0
Barnes cf	3	1	2	1	0	2	0	2	0	0
LeJeune 1b	5	0	0	0	2	8	0	1	0	1
Altobelli dh	5	0	1	2	0	2	0	0	3	
Burleson 3b	3	1	1	0	2	1	1	1	1	1
Randolph c	3	0	0	0	2	8	1	1	1	0
Lopez rf	2	1	0	0	1	2	4	0	1	1
Whitehead ph	1	0	0	0	1	0	0	0	0	
Moore lf	3	2	2	0	1	2	0	0	0	
Easterting p	0	0	0	0	0	0	0	0	0	
Shellhorn p	0	0	0	0	0	0	0	0	0	
B. Stewart p	0	0	0	0	0	0	1	0	0	
Wheeler p	0	0	0	0	0	0	0	0	0	
Broyles p	0	0	0	0	0	0	0	0	0	
Masek p	0	0	0	0	0	0	0	0	0	
Totals	33	6	10	6	8	14	27	8	12	

Score by Innings	1	2	3	4	5	6	7	8	9	R	H	E
New Mexico State	0	0	1	3	0	0	0	2	7	10	0	
Texas Tech	0	0	2	2	1	1	0	0	0	6	10	1

E - McGruder(7). DP - TTU 1. LOB - NMSU 8; TTU 12. 2B - Hipp, P.(9); Voight, Z.(8); Rust, T.(9); McGruder(3); Proudfoot(8); Burleson(10). HR - Barnes(6). HBP - Moore 2. SH - Hipp, P.(1); Snowley, K.(2); Proudfoot(3); Lopez(1). SF - Voight, Z.(3). SB - Fisher, Z.(2); Barnes(12); Altobelli(4).

Texas Tech	ip	h	r	er	bb	so	ab	bf
Easterting	3.0	2	1	1	0	2	10	11
Shellhorn	1.1	3	4	4	3	2	7	10
B. Stewart	2.0	2	0	0	0	1	8	8
Wheeler	0.1	0	0	0	2	0	1	3
Broyles	1.1	2	1	1	0	2	5	5
Masek	1.0	1	1	1	1	1	2	5

Win - Mack, T. (2-1). Loss - Masek (1-3). Save - Coffman, S. (5).
 WP - Beck, R.(6). HBP - by Beck, R. (Moore); by Ormseth, M. (Moore).

Umpires - HP: Russell Hall 1B: Curtis Alexander 3B: Ray Leible
 Start: 4:01 PM Time: 3:19 Attendance: 2348
 Weather: 86 degrees 7/PH; out to LF

New Mexico at New Mexico State
Apr 03, 2012 at Las Cruces, N.M. (Presley Askew Field)

New Mexico 5 (12-15)

Player	ab	r	h	rbi	bb	so	po	a	lob
GARVER, Mitchell c	5	0	2	0	0	1	4	0	2
WOODCHICK, Ben dh	5	0	1	0	0	0	0	1	0
PETERSON, DJ 3b	5	1	1	0	0	1	1	0	1
PADILLA, Ryan rf	5	2	2	1	0	0	4	0	0
MELENDEZ, Josh cf	3	2	1	1	1	4	0	0	0
STINER, Kyle 2b/ss	4	0	1	0	1	2	1	0	0
PUSTAY, John lf	4	0	3	2	0	2	0	1	0
ALLBRITTON, Alex ss	3	0	0	0	2	0	2	2	0
NELSON, Jacob ph	1	0	0	0	1	0	0	0	0
BACA, Michael 2b	0	0	0	0	0	0	1	0	0
PORRAS, Trey 1b	3	0	0	1	0	0	7	1	0
GARZA, Alexis p	0	0	0	0	0	0	0	0	0
WOLFF, Sam p	0	0	0	0	0	0	0	0	0
MCCLAIN, Hobie p	0	0	0	0	0	0	0	0	0
MARES, Bobby p	0	0	0	0	0	0	0	0	0
Totals	38	5	11	5	1	7	24	5	8

Score by Innings	1	2	3	4	5	6	7	8	9	R	H	E
New Mexico	0	0	0	1	0	2	0	2	0	5	11	1
New Mexico State	1	2	0	0	3	0	0	1	X			

NEVADA at New Mexico State
Apr 06, 2012 at Las Cruces, N.M. (Presley Askew Field)

NEVADA 6 (16-13,1-1 WAC)

Player	ab	r	h	rbi	bb	so	po	a	lob
Anderson, Jay lf	5	1	1	1	1	0	0	3	
Rowe, Jamison cf	4	1	1	1	0	2	0	0	
Niebergall, Tommy ph/cf	2	0	1	0	1	1	0	0	
Klein, Brooks rf	4	0	1	1	2	3	0	1	
Meyer, Kewby 1b	5	1	3	1	0	4	1	3	
Byler, Austin dh	4	0	0	1	0	2	0	0	
Brooks, Cameron ph/dh	2	0	0	0	2	0	0	0	
Hunt, Kyle ss	6	0	3	1	0	2	4	7	
Yrigoyen, Garrett 3b	1	1	1	0	2	0	1	0	
Escobar Jr., Carlos c	3	1	0	0	2	1	6	0	
Teel, Ryan c	0	0	0	0	0	2	0	0	
Kohan, Joe 2b	3	1	0	0	2	1	0	2	
Wells, Tyler p	0	0	0	0	0	0	0	0	
Suarez, Bryan p	0	0	0	0	0	0	0	0	
Timko, Barry p	0	0	0	0	0	0	0	0	
Gorden, Kody p	0	0	0	0	0	0	0	0	
Totals	39	6	11	6	8	13	24	7	18

Score by Innings

	1	2	3	4	5	6	7	8	9	R	H	E
NEVADA	1	2	1	0	0	1	1	0	0	6	11	4
New Mexico State	5	1	0	1	0	4	0	2	X	13	11	1

E - Klein, B.(2); Meyer, Kewby(3); Yrigoyen, G.(2); Kohan, J.(5); Hippi, P.(14). DP - NEVADA 2. LOB - NEVADA 18; NMSU 11. 2B - Klein, B.(5); Hunt, Kyle(3); Karraker, B. 2(10); Hippi, P.(12). HR - Phillips, K.(6). HBP - Klein, B.; Meyer, Kewby; Yrigoyen, G. 2; Lyon, A.; Lecount, R. SB - Anderson, J.(2); Hunt, Kyle(6).

NEVADA

Player	ip	h	r	er	bb	so	ab	bf
Wells, Tyler	3.0	6	7	6	3	1	14	18
Suarez, Bryan	1.2	1	0	0	4	3	6	10
Timko, Barry	1.1	1	4	0	2	2	8	10
Gorden, Kody	2.0	3	2	2	1	2	8	10

Win - Ross, T. (2-0). Loss - Wells, Tyler (2-3). Save - None.

WP - Timko, Barry(2); Montoya, R.(3); Torsney, T.(5). HBP - by Ormseth, M. (Meyer, Kewby); by Wells, Tyler (Lecount, R.); by Ormseth, M. (Yrigoyen, G.); by Mack, T. (Yrigoyen, G.); by Gorden, Kody (Lyon, A.); by Coffman, S. (Klein, B.). BK - Ormseth, M.(2); Torsney, T.(1).

Umpires - HP: Larry Randall 1B: Billy Haze 3B: Anthony Norris

Start: 6:05pm Time: 3:43 Attendance: 406

Weather: Mostly sunny and windy

Wells, Tyler faced 1 batter in the 4th.

Torsney, T. faced 2 batters in the 7th.

#25 New Mexico State at Sacramento State (Game 1)
Apr 14, 2012 at Sacramento, Calif. (John Smith Field)

New Mexico State 16 (26-9,3-1 WAC)

Player	ab	r	h	rbi	bb	so	po	a	lob
Tanner Waite lf	2	2	0	2	2	1	3	0	0
Cody Edwards lf	0	0	0	0	0	0	0	0	0
Bryan Karraker rf	3	1	0	0	1	1	1	0	0
Parker Hipp 2b	2	1	1	3	2	1	1	3	0
Zach Voight ss	5	2	4	7	0	3	4	1	
Zac Fisher c	5	1	3	1	0	6	0	0	
Kyle Phillips cf	4	1	1	0	1	0	1	2	
Robert Lecount 3b	1	1	0	0	2	1	0	1	3
Bryce Griffin ph	2	0	0	0	2	0	1	0	
Tanner Rust 1b	2	2	1	2	1	0	3	2	
Andy Lyon ph	1	1	0	0	1	0	3	0	
Kurt Snowley dh	4	4	3	0	1	0	0	0	
Ryan Beck p	0	0	0	0	0	0	0	0	
Evan Mott p	0	0	0	0	0	0	0	0	
Totals	31	16	13	15	11	6	21	9	8

Score by Innings

	1	2	3	4	5	6	7	R	H	E
New Mexico State	0	0	2	2	7	5	0	16	13	1
Sacramento State	0	0	0	0	4	0	0	4	6	0

E - Lecount, R.(8). LOB - NMSU 8; SAC 7. 2B - Fisher, Z. 2(13). HR - Voight, Z.(6). SH - Karraker, B.(1). SF - Waite, T.(3); Hippi, P.(5). SB - Burcham, S.(3).

New Mexico State

Player	ip	h	r	er	bb	so	ab	bf
Ryan Beck	5.0	6	4	2	4	4	22	26
Evan Mott	2.0	0	0	0	0	2	6	6

Win - Beck, R. (4-1). Loss - Leitao, B. (3-3). Save - None.
 WP - Leitao, B.(1); Kopas, D.(4).

Umpires - HP: Kevin Daugherty 1B: Todd Waters 3B: Frank Pflugrad

Start: 11:31 AM Time: 2:24 Attendance: 264

Weather: 62 degrees, sunny, NNW 11 MPH

NEVADA at New Mexico State
Apr 07, 2012 at Las Cruces, N.M. (Presley Askew Field)

NEVADA 6 (16-14,1-2 WAC)

Player	ab	r	h	rbi	bb	so	po	a	lob
Anderson, Jay cf	2	0	0	0	1	2	1	0	0
Rowe, Jamison ph/cf	2	0	0	0	0	4	0	2	
Hunt, Kyle ss	4	0	0	0	1	3	2	1	
Klein, Brooks rf	4	1	1	1	1	3	0	0	
Meyer, Kewby 1b	3	1	0	0	2	0	6	1	
Byler, Austin dh	4	2	0	0	0	0	0	0	
Niebergall, Tommy lf	5	1	2	1	0	2	0	4	
Yrigoyen, Garrett 3b	3	3	1	0	2	0	0	1	
Escobar Jr., Carlos c	3	0	1	0	0	6	1	1	
Kohan, Joe 2b	3	0	2	4	0	1	2	2	
Jameson, Tom p	0	0	0	0	0	0	0	0	
Prihar, Sean p	0	0	0	0	0	0	0	0	
Van Gaver, Elliot p	0	0	0	0	0	0	0	0	
Culligan, Timothy p	0	0	0	0	0	0	0	0	
Totals	33	6	9	6	8	4	26	7	11

Score by Innings

	1	2	3	4	5	6	7	8	9	R	H	E
NEVADA	0	0	0	1	3	1	0	0	6	9	2	
New Mexico State	0	0	0	0	1	3	0	3	7	9	1	

Note: 2 outs, 1 runner LOB when the game ended.

E - Meyer, Kewby(4); Kohan, J.(6); Voight, Z.(8). DP - NEVADA 2. LOB - NEVADA 11; NMSU 9. 2B - Byler, A.(6); Yrigoyen, G.(7); Voight, Z.(10). HR - Klein, B.(6). HBP - Byler, A. SF - Escobar, C.(2); Kohan, J.(6). SF - Karraker, B.(1); Voight, Z.(5). SB - Byler, A.(3); Yrigoyen, G.(8). CS - Byler, A.(2); Kohan, J.(3); Karraker, B.(1).

NEVADA

Player	ip	h	r	er	bb	so	ab	bf
Jameson, Tom	4.0	4	0	0	2	4	14	16
Prihar, Sean	2.0	2	1	1	0	1	8	8
Van Gaver, Elliot	1.0	2	3	3	0	4	8	
Culligan, Timothy	1.2	1	3	0	2	1	7	10

Win - Coffman, S. (1-1). Loss - Culligan, T. (2-1). Save - None.

WP - Jameson, T.(4); Roher, R.(1). HBP - by Collins, C. (Byler, A.). BK - Culligan, T.(1).

Umpires - HP: Billy Haze 1B: Anthony Norris 3B: Larry Randall

Start: 11:10am Time: 3:07 Attendance: 247

Weather: Mostly Sunny & Breezy

Jameson, T. faced 1 batter in the 5th.

#25 New Mexico State at Sacramento State (Game 2)
Apr 14, 2012 at Sacramento, Calif. (John Smith Field)

New Mexico State 6 (27-9,4-1 WAC)

Player	ab	r	h	rbi	bb	so	po	a	lob
Tanner Waite lf	4	1	1	1	1	3	5	0	0
Bryan Karraker rf	5	0	1	0	0	1	1	0	2
Parker Hipp 2b	5	1	0	1	0	1	1	0	0
Zach Voight ss	4	1	1	0	1	5	4	0	
Zac Fisher 1b	3	1	1	1	0	2	2	0	
Andy Lyon pr	0	0	0	0	0	0	1	0	
Kyle Phillips cf	1	1	1	3	0	1	0	0	
Robert Lecount 3b	4	0	0	0	0	1	1		
Kurt Snowley dh	3	1	1	0	0	0	0		
Patrick McMeel c	3	0	1	2	1	2	7	0	
Adam Mott p	0	0	0	0	0	0	3	0	
Tyler Mack p	0	0	0	0	0	0	0	0	
Scott Coffman p	0	0	0	0	0	0	0	0	
Totals	32	6	7	6	7	8	27	8	6

Score by Innings

	1	2	3	4	5	6	7	8	9	R	H	E
New Mexico State	6	0	0	0	0	0	0	0	6	7	0	
Sacramento State	0	0	0	0	0	1	0	0	1	3	0	

DP - NMSU 3; SAC 1. LOB - NMSU 6; SAC 6. 2B - Fisher, Z.(14). HBP - Hoskins, R.. CS - Phillips, K.(1).

New Mexico State

Player	ip	h	r	er	bb	so	ab	bf
Adam Mott	7.0	3	1	1	3	4	21	25
Tyler Mack	1.0	0	0	0	2	1	3	5
Scott Coffman	1.0	0	0	0	1	2	3	4

Win - Mott, A. (5-0). Loss - Chadwick, D. (2-1). Save - None.

WP - Mack, T.(7); Chadwick, D.(5). HBP - by Mott, A. (Hoskins, R.).

Umpires - HP: Todd Waters 1B: Frank Pflugrad 3B: Kevin Daugherty

Start: 2:45 Time: 2:20 Attendance: 264

Weather: 66 degrees, sunny, NNW 4 MPH

New Mexico State 7 (25-9,2-1 WAC)

Player	ab	r	h	rbi	bb	so	po	a	lob
Tanner Waite lf	4	1	1	0	1	0	2	0	1
Bryan Karraker rf	3	2	2	1	1	1	5	0	0
Parker Hipp 2b	5	1	1	1	0	1	1	1	1
Zach Voight ss	3	0	2	3	1	0	2	3	0
Zac Fisher c	5	0	1	1	0	2	5	1	4
Ethan Chavez pr	0	1	0	0	0	0	0	0	0
Kyle Phillips cf	5	0	0	0	0	1	3	0	1
Tanner Rust 3b	3	0	1	0	1	0	9	1	0
Kurt Snowley dh	2	1	0	2	0	0	0	0	
Robert Lecount 3b	3	1	1	0	1	1	0	3	1
Casey Collins p	0	0	0	0	0	0	0	0	
Evan Mott p	0	0	0	0	0	0	0	1	
Robert Kraft p	0	0	0	0	0	0	0	0	
Adam Mott p	0	0	0	0	0	0	0	0	
Robert Roher p	0	0	0	0	0	0	0	2	
Scott Coffman p	0	0	0	0	0	0	0	0	
Totals	33	7	9	6	7	6	27	12	9

New Mexico State

Player	ip	h	r	er	bb	so	ab	bf
Casey Collins	4.1	5	3	3	6	3	17	24
Evan Mott	0.1	1	1	2	0	1	3	
Robert Kraft	0.1	0	0	0	0	0	1	
Adam Mott	1.0	2	1	1	0	0	5	
Robert Roher	2.0	0	1	0	0	1	5	
Scott Coffman	1.0	1	0	0	0	0	4	

#25 New Mexico State at Sacramento State
Apr 15, 2012 at Sacramento, Calif. (John Smith Field)

New Mexico State 7 (27-10,4-2 WAC)

Player	ab	r	h	rbi	bb	so	po	a	lob
Tanner Waite lf	3	1	1	0	2	1	1	0	0
Bryan Karkraker rf	4	0	1	0	1	0	2	0	1
Parker Hipp 2b	4	1	2	2	1	1	2	2	2
Zach Voight ss	4	1	1	0	1	2	0	0	1
Zac Fisher c	5	0	3	2	0	0	9	0	2
Kyle Phillips cf	5	1	1	0	0	1	3	0	1
Robert Lecount 3b	4	0	0	0	3	1	1	3	3
Kurt Snowley ph	1	0	0	0	1	0	0	0	0
Tanner Rust 1b	4	2	2	1	1	0	7	0	0
Cody Edwards dh	4	1	1	2	0	3	0	0	0
Michael Ormseth p	0	0	0	0	0	0	1	0	0
Timothy Torsney p	0	0	0	0	0	0	0	0	0
Trey Ross p	0	0	0	0	0	0	0	0	0
Randy Montoya p	0	0	0	0	0	0	0	0	0
Robert Roher p	0	0	0	0	0	0	1	0	0
Robert Kraft p	0	0	0	0	0	0	0	0	0
Tyler Mack p	0	0	0	0	0	0	0	0	0
Trey Higginbotham p	0	0	0	0	0	0	0	0	0
Evan Mott p	0	0	0	0	0	0	0	0	0
Totals	38	7	12	7	6	12	24	5	10

Score by Innings	1	2	3	4	5	6	7	8	9	R	H	E
New Mexico State	2	0	0	3	0	0	0	2	0	7	12	1
Sacramento State	0	0	0	2	4	4	0	X		10	13	0

E - Ross, T.(1). LOB - NMSU 10; SAC 8. 2B - Fisher, Z.(15); Phillips, K.(7); Rust, T.(10); Adrian, H.(4). 3B - Higley, J.(3). HR - Edwards, C.(5); Ayers, A.(2). SF - Burcham, S.(2).

New Mexico State	ip	h	r	er	bb	so	ab	bf
Michael Ormseth	5.0	4	2	2	1	6	19	20
Timothy Torsney	0.0	2	2	1	0	2	2	2
Trey Ross	0.0	0	1	1	0	0	1	1
Randy Montoya	0.1	1	1	0	0	2	2	2
Robert Roher	1.1	6	4	4	2	0	9	12
Robert Kraft	0.1	0	0	0	0	1	1	1
Tyler Mack	0.1	0	0	0	1	0	1	2
Trey Higginbotham	0.1	0	0	0	0	1	1	1
Evan Mott	0.1	0	0	0	0	0	1	1

Win - Mendonca, T. (5-4). Loss - Montoya, R. (1-1). Save - Davis, RJ (5).

Umpires - HP: Frank Pflugradt 1B: Kevin Daugherty 3B: Todd Waters
Start: 1:02 PM Time: 3:10 Attendance: 289
Weather: 70 degrees, sunny, WSW 7 MPH
Torsney, T. faced 2 batters in the 6th.
Ross, T. faced 1 batter in the 6th.

Louisiana Tech at New Mexico State
Apr 19, 2012 at Las Cruces, N.M. (Presley Askew Field)

Louisiana Tech 2 (17-20,1-6 WAC)

Player	ab	r	h	rbi	bb	so	po	a	lob
Alvis, Sam lf	5	0	2	1	0	2	4	0	3
Gebhardt, Ryan ss	5	0	0	0	2	3	2	3	0
Williams, Alex 1b	4	1	1	1	0	2	9	1	0
Kimbell, Bre'shon dh	4	0	2	0	1	0	0	1	0
Hedges, Austin 2b	3	0	1	0	1	0	4	0	0
Qualls, Tyler c	4	0	1	0	0	6	1	2	0
Terrasas, Taylor 3b	3	1	1	0	1	1	0	0	0
Burch, Taylor rf	3	0	0	0	1	2	0	0	0
Gordey, Justin cf	3	0	0	0	2	0	1	0	0
Arnsberg, Kyle ph	0	0	0	0	1	0	0	0	0
White, Corey pr/cf	0	0	0	0	0	0	0	0	0
Stefan, Job p	0	0	0	0	0	0	1	0	0
Gilley, Jamie p	0	0	0	0	0	0	0	0	0
Dudley, Caleb p	0	0	0	0	0	0	0	0	0
Totals	34	2	8	2	3	11	26	10	9

Score by Innings	1	2	3	4	5	6	7	8	9	R	H	E
Louisiana Tech	0	0	0	0	1	1	0	0	2	8	1	0
New Mexico State	0	0	0	1	0	0	2	3	7	0	0	0

Note: 2 outs, 1 runner LOB when the game ended.

E - Qualls(4). DP - La. Tech 2; NMSU 1. LOB - La. Tech 9; NMSU 10. 2B - Alvis S.(6); Terrasas(5); Lecount, R.(10). 3B - Hipp, P.(1). HR - Williams(10). HBP - Burch. SB - Kimbell(3).

Louisiana Tech	ip	h	r	er	bb	so	ab	bf
Stefan, Job	7.0	5	1	1	7	4	23	30
Gilley, Jamie	0.1	0	0	0	1	1	2	2
Dudley, Caleb	1.1	2	2	0	1	2	6	7

Win - Coffman, S. (2-1). Loss - Dudley (4-1). Save - None.
WP - Dudley(1); Beck, R.(7). HBP - by Coffman, S. (Burch).

Umpires - HP: Chuck Lyon 1B: Jim Sayre 3B: Patrick Riley
Start: 6:07pm Time: 2:25 Attendance: 203
Weather: Breezy

#25 New Mexico State at Sacramento State
Apr 16, 2012 at Sacramento, Calif. (John Smith Field)

New Mexico State 7 (27-11)

Player	ab	r	h	rbi	bb	so	po	a	lob
Tanner Waite lf	3	1	0	0	2	0	3	0	1
Bryan Karkraker rf	3	3	2	1	1	0	1	0	0
Parker Hipp 2b	3	0	1	2	0	2	2	1	1
Zach Voight ss	5	0	0	0	1	3	0	0	0
Zac Fisher 1b	4	0	0	0	1	0	7	0	1
Kyle Phillips cf	3	2	3	1	1	4	0	0	0
Robert Lecount 3b	5	1	1	0	1	0	3	5	5
Kurt Snowley dh	4	2	2	0	0	1	0	0	0
Patrick McMeel c	2	0	1	2	0	0	0	0	0
Tanner Rust ph	2	0	0	0	2	2	0	1	0
Casey Collins p	0	0	0	0	0	0	0	0	0
Randy Montoya p	0	0	0	0	0	0	0	0	0
Trey Ross p	0	0	0	0	0	0	1	0	0
Evan Mott p	0	0	0	0	0	0	1	0	0
Robert Kraft p	0	0	0	0	0	0	0	0	0
Scott Coffman p	0	0	0	0	0	0	0	0	0
Totals	34	7	9	7	7	24	7	9	9

Score by Innings	1	2	3	4	5	6	7	8	9	R	H	E
New Mexico State	1	2	1	1	0	0	0	2	7	9	4	0
Sacramento State	0	0	0	1	5	0	2	X	8	10	0	0

E - Waite, T.(1); Karkraker, B.(1); Hipp, P.(15); Lecount, R.(9). DP - NMSU 1; SAC 1. LOB - NMSU 9; SAC 12. 2B - Karkraker, B. 2(12); Snowley, K.(8); McMeel, P.(1); Higley, J.(8); Adrian, H.(5). HR - Adrian, H.(3). HBP - Phillips, K.; Chung, D.. SH - Soto, W.(1); Burcham, S.(5). SF - Karkraker, B.(2); Hoskins, R.(1); Paine, T.(3).

New Mexico State	ip	h	r	er	bb	so	ab	bf
Casey Collins	4.2	7	6	5	4	2	19	26
Randy Montoya	0.1	0	0	0	0	0	1	1
Trey Ross	1.0	2	0	0	2	0	4	7
Evan Mott	1.0	0	0	1	0	0	2	2
Robert Kraft	0.2	0	0	0	1	2	2	2
Scott Coffman	1.0	1	2	0	1	2	5	6

Win - Kopas, D. (2-0). Loss - Collins, C. (3-3). Save - Davis, RJ (6).

WP - Greenwood(6); Hoelzen, T.(5). HBP - by Kopas, D. (Phillips, K.); by Collins, C. (Chung, D.).

Umpires - HP: Ted Kovacs 1B: Jim Leana 3B: Gary DiFazio
Start: 2:00 PM Time: 3:00 Attendance: 109
Weather: 74 degrees

Louisiana Tech at #25 New Mexico State
Apr 20, 2012 at Las Cruces, N.M. (Presley Askew Field)

Louisiana Tech 3 (17-21,1-7 WAC)

Player	ab	r	h	rbi	bb	so	po	a	lob
Alvis, Sam cf/lf	3	1	1	0	1	0	2	0	0
Gebhardt, Ryan ss	3	0	0	0	1	3	1	0	0
Williams, Alex 1b	2	1	2	0	0	4	0	0	0
Kimbell, Bre'shon dh	4	1	1	3	0	1	0	1	0
Hedges, Austin 2b	4	0	1	0	1	2	4	1	0
Arnsberg, Kyle c	3	0	1	0	1	0	8	0	0
Terrasas, Taylor 3b	2	0	1	0	1	0	1	0	1
Neel, Kody lf	2	0	0	0	2	1	0	1	0
Gandy, Stephen cf	1	0	0	0	1	0	0	0	0
White, Corey ph	0	0	0	0	0	0	0	0	0
Qualls, Tyler ph	0	0	0	0	0	0	0	0	0
Gordey, Justin ph/cf	1	0	0	0	0	0	0	0	0
Burch, Taylor rf	4	0	1	0	0	2	5	1	2
Maton, Phil p	0	0	0	0	0	0	0	0	0
Sadberry, Chris p	0	0	0	0	0	0	0	0	0
Gilley, Jamie p	0	0	0	0	0	0	0	0	0
Dudley, Caleb p	0	0	0	0	0	0	0	0	0
Totals	29	3	8	3	5	8	26	6	6

Score by Innings	1	2	3	4	5	6	7	8	9	R	H	E
Louisiana Tech	0	0	0	0	0	3	0	0	3	8	0	0
New Mexico State	0	0	0	0	0	1	2	4	8	0	0	0

Note: 2 outs, 0 runners LOB when the game ended.

DP - La. Tech 3; NMSU 3. LOB - La. Tech 6; NMSU 8. 2B - Williams(6); Terrasas(6); Hipp, P.(13). HR - Kimbell(2); Karkraker, B.(2); Lecount, R.(8). HBP - Edwards, C.. SH - Gebhardt(4); Terrasas(1). CS - Williams(3).

Louisiana Tech	ip	h	r	er	bb	so	ab	bf
Maton, Phil	6.0	4	0	0	4	5	20	25
Sadberry, Chris	1.0	2	2	2	1	0	4	5
Gilley, Jamie	1.0	1	1	1	2	3	5	5
Dudley, Caleb	0.2	1	1	1	0	0	3	3

Win - Roher, R. (1-0). Loss - Dudley (4-2). Save - None.
WP - Mott, A.(6). HBP - by Maton (Edwards, C.).

Umpires - HP: Jim Sayre 1B: Patrick Riley 3B: Chuck Lyon
Start: 6:05pm Time: 2:50 Attendance: 306
Weather: Clear & Sunny
Maton faced 1 batter in the 7th.
Sadberry faced 2 batters in the 8th.
Gilley faced 1 batter in the 9th.

Sacramento State 8 (19-18)

Player	ab	r	h	rbi	bb	so	po	a	lob
Higley, J. cf	5	1	2	0	0	1	2	0	0
Soto, W. 3b	2	1	0	0	2	0	3	2	3
Chung, D. 2b	4	1	1	0	0	0	7	3	1
Hoskins, R. lf	3	0	0	1	1	1	1	0	1
Moses, K. if	0	0	0	0	0	0	0	0	0
Cederquist dh	3	1	1	0	2	0	0	0	2
Chapan, K. pr	0	1	0	0	0	0	0	0	0
Paine, T. 1b	2	2	0	1	2	0	6	0	0
Adrian, H. rf	5	1	4	4	0	0	1	0	0
Del Grande rf	0	0	0	0	0	0	0	0	0
Hoffman, B. c	3	0	2	1	0	0	3	0	1
Burcham, S. ph	1	0	0	0	0	1	0	0	1
Ayers, A. ss	3	0	0	0	1	2	3	3	3
Greenwood p	0	0	0	0	0	0	0	0	0
Kopas, D. p	0	0	0	0	0	0	0	0	0
Hoelzen, T. p	0	0	0	0	0	0	0	0	0
Davis, RJ p	0	0	0	0	0	0	0	0	0
Totals	31	8	10	7	8	5	27	8	12

Score by Innings	1	2	3	4	5	6	7	8	9	R	H	E
New Mexico State	1	2	1	1	0	0	0	2	7	9	4	0
Sacramento State	0	0	0	1	5	0	2	X	8	10	0	0

Sacramento State	ip	h	r	er	bb	so	ab	bf
------------------	----	---	---	----	----	----	----	----

NMSU at University of Hawaii
May 03, 2012 at Honolulu, O'ahu (Les Murakami Stadium)

NMSU 2 (30-15,7-3 WAC)

University of Hawaii 5 (26-18,6-4 WAC)

Player	ab	r	h	rbi	bb	so	po	a	lob
Tanner Waite lf	2	0	0	0	2	1	0	0	0
Bryan Karkaker rf	3	0	0	0	0	1	0	1	0
Parker Hipp 2b	4	0	1	0	0	4	4	0	0
Zach Voight ss	4	0	0	0	1	0	3	3	0
Zac Fisher c	3	1	1	1	0	5	3	0	0
Kyle Phillips cf	3	0	0	0	0	3	0	0	0
Cody Edwards ph	1	0	0	0	1	0	0	0	0
Kurt Snowley dh	4	1	1	0	0	0	0	0	0
Tanner Rust 1b	4	0	2	1	0	0	14	1	0
Robert Lecount 3b	3	0	1	0	0	0	1	2	0
Ryan Beck p	0	0	0	0	0	0	3	0	0
Tyler Mack p	0	0	0	0	0	0	0	0	0
Robert Kraft p	0	0	0	0	0	0	1	0	0
Totals	31	2	6	2	3	6	24	16	6

Player	ab	r	h	rbi	bb	so	po	a	lob
Ventimilia, S 2b	4	0	0	0	0	2	3	3	3
Aliviado, K. lf	3	1	1	0	0	0	0	0	0
Kitamura, P. ss	4	1	1	0	0	0	4	3	0
Podratz, T. dh	3	0	1	1	0	2	0	0	0
Bennett, C. 3b	3	2	2	2	1	0	0	1	0
Almadova, B. cf	3	0	0	0	1	1	5	0	1
Swasey, Z. rf	4	0	3	0	0	1	3	0	0
Duval, M. 1b	3	0	1	1	0	1	5	1	2
Champion, G. c	4	1	1	0	0	1	7	0	2
Sisto, M. p	0	0	0	0	0	0	0	0	0
Chew, L. p	0	0	0	0	0	0	0	0	0
Moore, J. p	0	0	0	0	0	0	0	0	0
Totals	31	5	10	4	2	8	27	8	8

Score by Innings	1	2	3	4	5	6	7	8	9	R	H	E
NMSU	0	0	0	0	0	0	1	0	1	2	6	0
University of Hawaii	0	1	0	0	3	0	0	1	X	5	10	0

DP - NMSU 1; UH 2. LOB - NMSU 6; UH 8. 2B - Lecount, R. 3B - Rust, T.. HR - Fisher, Z.. HBP - Karkaker, B.; Aliviado, K.; Podratz, T.. SH - Ventimilia, S; Duval, M..

NMSU	ip	h	r	er	bb	so	ab	bf
Ryan Beck	7.1	10	5	5	2	8	29	35
Tyler Mack	0.1	0	0	0	0	1	1	1
Robert Kraft	0.1	0	0	0	0	1	1	1

University of Hawaii	ip	h	r	er	bb	so	ab	bf
Sisto, M.	7.0	5	1	1	2	4	24	27
Chew, L.	1.0	0	0	0	1	1	3	4
Moore, J.	1.0	1	1	1	0	1	4	4

Win - Sisto, M. (8-3). Loss - Beck, R. (4-4). Save - None.
WP - Beck, R. 2. HBP - by Beck, R. (Aliviado, K.); by Beck, R. (Podratz, T.); by Sisto, M. (Karkaker, B.).

Umpires - HP: Phil Benson 1B: Rick Scarbery 3B: Kelly Gonzales
Start: 6:35 pm Time: 2:17 Attendance:
Weather: cloudy

NMSU at University of Hawaii
May 04, 2012 at Honolulu, O'ahu (Les Murakami Stadium)

NMSU 2 (30-16,7-4 WAC)

University of Hawaii 14 (27-18,7-4 WAC)

Player	ab	r	h	rbi	bb	so	po	a	lob
Tanner Waite lf	2	0	1	0	0	1	1	0	0
Justin Cooper ph	1	0	0	0	1	0	0	0	0
Bryan Karkaker rf	2	0	0	0	1	1	0	1	0
Parker Hipp 2b	2	0	0	0	1	1	4	0	0
Bryce Griffin ph	1	0	0	0	0	0	0	0	0
Zach Voight ss	3	0	1	1	0	1	0	2	0
Zac Fisher 1b	2	0	1	0	0	0	6	0	0
Andy Lyon ph	1	0	0	0	1	1	0	2	0
Kyle Phillips cf	3	0	0	0	1	1	0	0	0
Cody Edwards dh	3	1	1	1	0	1	0	0	0
Patrick McMeel c	3	0	0	0	1	6	0	0	0
Robert Lecount 3b	2	1	1	0	0	1	1	0	0
Adam Mott p	0	0	0	0	0	0	1	0	0
Casey Collins p	0	0	0	0	0	0	0	0	0
Randy Montoya p	0	0	0	0	0	0	0	0	0
Trey Ross p	0	0	0	0	0	0	0	0	0
Tyler Mack p	0	0	0	0	0	0	0	0	0
Robert Kraft p	0	0	0	0	0	0	1	0	0
Trey Higginbotham p	0	0	0	0	0	0	0	0	0
Totals	25	2	5	2	1	9	18	9	3

Player	ab	r	h	rbi	bb	so	po	a	lob
Ventimilia, S 2b	4	2	1	0	1	0	3	3	1
Aliviado, K. lf	5	1	1	0	0	0	0	0	3
Kitamura, P. ss	4	2	2	1	0	0	2	1	0
Podratz, T. dh	3	2	1	2	1	0	0	0	0
Bennett, C. 3b	2	3	1	0	1	1	0	0	0
Almadova, B. cf	2	1	0	2	1	0	2	0	0
Swasey, Z. rf	4	2	2	2	0	2	1	0	2
Duval, M. 1b	2	1	1	3	1	1	5	0	0
Champion, G. c	2	0	0	2	1	8	1	2	0
Arakawa, J. p	0	0	0	0	0	0	0	0	0
Totals	28	14	9	10	8	6	21	5	8

Score by Innings	1	2	3	4	5	6	7	8	9	R	H	E
NMSU	0	0	1	0	0	1	0	2	5	2	5	2
University of Hawaii	2	0	4	2	6	0	X	14	9	0	14	9

E - Fisher, Z.; Lecount, R.. DP - UH 1. LOB - NMSU 3; UH 8. 2B - Podratz, T.; Duval, M.. HR - Edwards, C.. HBP - Podratz, T.; Bennett, C.; Duval, M.. SF - Almadova, B.. SB - Ventimilia, S; Kitamura, P. 2: Bennett, C..

NMSU	ip	h	r	er	bb	so	ab	bf
Adam Mott	3.0	5	6	4	5	3	14	20
Casey Collins	0.2	0	2	0	0	1	3	6
Randy Montoya	0.1	0	0	0	0	0	1	1
Trey Ross	0.1	0	1	1	0	1	2	2
Tyler Mack	0.1	4	5	5	2	5	7	7
Robert Kraft	0.1	0	0	0	0	0	1	1
Trey Higginbotham	1.0	0	0	0	0	1	3	3

University of Hawaii	ip	h	r	er	bb	so	ab	bf
Arakawa, J.	7.0	5	2	2	1	9	25	26

Win - Arakawa, J. (6-4). Loss - Mott, A. (5-2). Save - None.
WP - Montoya, R.; Mack, T. 2; Arakawa, J.. HBP - by Collins, C. (Podratz, T.); by Collins, C. (Bennett, C.); by Collins, C. (Duval, M.). BK - Mott, A..

Umpires - HP: Rick Scarbery 1B: Kelly Gonzales 3B: Phil Benson
Start: 6:35 pm Time: 2:23 Attendance: 3959

NMSU at University of Hawaii
May 05, 2012 at Honolulu, O'ahu (Les Murakami Stadium)

NMSU 0 (30-17,7-5 WAC)

University of Hawaii 1 (28-18,8-4 WAC)

Player	ab	r	h	rbi	bb	so	po	a	lob	avg
Tanner Waite lf	3	0	1	0	0	1	3	0	0	.268
Bryan Karkaker cf	3	0	1	0	1	0	3	0	0	.293
Parker Hipp 2b	3	0	1	0	1	1	0	2	0	.331
Zach Voight ss	4	0	0	0	0	3	3	1	.315	
Zac Fisher c	4	0	1	0	0	1	5	1	.372	
Tanner Rust 1b	4	0	1	0	0	1	7	1	.301	
Kurt Snowley dh	4	0	1	0	0	0	0	0	.321	
Cody Edwards rf	4	0	1	0	0	1	1	0	.302	
Robert Lecount 3b	3	0	0	0	0	1	2	.259		
Michael Ormseth p	0	0	0	0	0	1	1	0	0	
Scott Coffman p	0	0	0	0	0	0	0	0	0	
Totals	32	0	7	0	2	5	24	10	8	

Player	ab	r	h	rbi	bb	so	po	a	lob	avg
Ventimilia, Stephen 2b	4	0	0	0	0	3	1	2	.308	
Aliviado, Kaeo lf	4	0	0	0	0	2	0	1	.233	
Kitamura, Pikaia ss	3	0	0	0	0	4	3	0	.302	
Podratz, Trevor dh	2	0	1	0	1	1	0	0	.285	
Bennett, Collin 3b	3	1	0	0	0	1	1	1	.327	
Almadova, Breland cf	3	0	0	0	2	3	0	0	.266	
Swasey, Zack rf	3	1	1	0	0	3	0	0	.286	
Duval, Max 1b	3	0	0	0	2	6	1	0	.168	
Champion, Garrett c	2	0	2	1	0	0	5	0	.194	
Squier, Scott p	0	0	0	0	0	0	1	0	0	
Longville, David p	0	0	0	0	0	0	0	0	0	
Chew, Lawrence p	0	0	0	0	0	0	0	0	0	
Harrison, Brent p	0	0	0	0	0	0	0	0	0	
Totals	27	1	5	1	1	5	27	7	4	

Score by Innings	1	2	3	4	5	6	7	8	9	R	H	E
NMSU	0	0	0	0	0	0	0	0	0	0	7	0
University of Hawaii	0	0	0	0	1	0	0	0	X	1	5	0

DP - NMSU 1; UH 1. LOB - NMSU 8; UH 4. 2B - Rust, T.; Champion, G.. HBP - Waite, T.; Champion, G.. CS - Hipp, P.; Bennett, C..

NMSU	ip	h	r	er	bb	so	ab	bf	np	era
Michael Ormseth	7.0	5	1	1	4	24	25	84	478	3.04
Scott Coffman	1.0	0	0	0	0	1	3	4	13	2.97

University of Hawaii	ip	h	r	er	bb	so	ab	bf	np	era
Squier, Scott	4.1	7	0	0	2	4	18	21	77	3.04
Longville, David	2.2	0	0	0	0	0	8	31	2.88	
Chew, Lawrence	1.2	0	0	0	0	1	5	18	1.75	
Harrison, Brent	0.1	0	0	0	0	0	1	2	1.30	

Win - Longville, D (2-2). Loss - Ormseth, M. (7-1). Save - Harrison, B. (8).
WP - Ormseth, M.. HBP - by Squier, S. (Waite, T.); by Coffman, S. (Champion, G.). Pitches/strikes: Ormseth, M. 94/62; Coffman, S. 13/6; Squier, S. 77/45; Longville, D 31/21; Chew, L. 18/10; Harrison, B. 2/2.

Umpires - HP: Kelly Gonzales 1B: Phil Benson 3B: Rick Scarbery
Start: 6:35 pm Time: 2:10 Attendance: 4581
Weather: clear

Fresno State at New Mexico State (Game 1)
May 11, 2012 at Las Cruces, N.M. (Presley Askew Field)

Fresno State 12 (22-23,5-8 WAC)

New Mexico State 2 (30-18,7-6 WAC)

Player	ab	r	h	rbi	bb	so	po	a	lob
Hutcherson, Patrick 2b	5	0	2	1	0	1	1	3	0
Alvarez, Jake 3b	5	1	2	0	0	1	0	1	1
Judge, Aaron cf/lf	4	2	2	1	1	1	3	0	0
Garrison, Trent 1b	5	0	0	0	0	10	0	4	0
Wynns, Austin c	3	2	0	1	2	2	8	0	0
Wise, Kenneth dh	3	2	1	1	0	0	0	0	0
Luplow, Jordan rf	5	3	2	2	0	1	0	0	0
Mariscal, Chris ss	5	2	3	4	0	0	2	4	0
Brink, Jordan lf	3	0	1	0	0	0	0	1	0
Moultrie, Daniel lf	1	0	1	0	0	0	0	0	0
Tempel, Taylor cf	1	0	0	0	1	2	0	0	0
Linehan, Tyler p									

Fresno State at New Mexico State (Game 2)
May 11, 2012 at Las Cruces, N.M. (Presley Askew Field)

Fresno State 1 (22-24,5-9 WAC)

Player	ab	r	h	rbi	bb	so	po	a	lob
Hutcherson,Patrick 2b	5	0	1	1	0	1	1	3	0
Brink,Jordan lf	3	0	0	0	1	1	0	1	0
Moultrie,Daniel ph	0	0	0	1	0	0	0	0	0
Tempel,Taylor cf	1	0	0	0	1	1	0	0	0
Judge,Aaron cf/lf	5	0	1	0	0	2	0	0	0
Garrison,Trent 1b	5	0	2	0	0	1	7	2	2
Wise,Kenneth dh	4	0	0	1	2	0	0	0	0
Wynns,Austin c	4	0	1	0	1	0	11	2	2
Luplow,Jordan rf	5	0	0	0	1	4	0	2	0
Mariscal,Chris ss	5	0	0	0	2	2	1	1	1
Alvarez,Jake 3b	4	1	1	0	1	0	2	0	0
Haley,Justin p	0	0	0	0	0	1	2	0	0
Escat,Gene p	0	0	0	0	0	0	0	0	0
Garrison,Taylor p	0	0	0	0	0	1	0	0	0
Totals	41	1	6	1	4	9	33	10	8

New Mexico State 2 (31-18,8-6 WAC)

Player	ab	r	h	rbi	bb	so	po	a	lob	
Tanner Waite lf	4	0	2	1	2	0	0	5	0	0
Bryan Karkaker rf	3	0	1	0	0	0	0	0	0	
Andy Lyon rf	3	0	0	0	0	1	0	0	3	
Parker Hipp 2b	4	0	0	0	2	2	3	3	0	
Zach Voight ss	6	1	1	1	0	3	2	3	5	
Zac Fisher c	3	0	0	0	2	1	8	1	0	
Tanner Rust 1b	3	0	1	0	1	0	10	0	0	
Kurt Snowley dh	4	1	1	0	0	1	0	0	1	
Cody Edwards ph	1	0	0	0	1	0	0	0	0	
Kyle Phillips cf	4	0	0	0	1	1	7	0	2	
Robert Lecount 3b	4	0	0	0	1	3	1	2	3	
Adam Mott p	0	0	0	0	0	0	0	0	0	
Robert Kraft p	0	0	0	0	0	0	0	0	0	
Scott Coffman p	0	0	0	0	0	0	0	0	0	
Totals	39	2	6	2	9	13	36	9	14	

Score by Innings	1	2	3	4	5	6	7	8	9	10	11	12	R	H	E
Fresno State	0	0	0	0	0	0	0	1	0	0	0	0	1	6	0
New Mexico State	0	0	0	0	0	0	0	1	0	0	0	1	2	6	0

DP - NMSU J. LOB - Fresno State 8; NMSU 14. 2B - Hutcherson,P(7); Alvarez,J(5); Waite, T. 2(11). HR - Voight, Z.(8). HBP - Rust, T.. CS - Waite, T.(3).

Fresno State	ip	h	r	er	bb	so	ab	bf
Haley,Justin	7.0	5	0	0	6	9	25	31
Escat,Gene	0.2	0	1	1	2	1	2	5
Garrison,Taylor	3.1	1	1	1	1	3	12	13

New Mexico State	ip	h	r	er	bb	so	ab	bf
Adam Mott	7.1	5	1	1	1	4	27	28
Robert Kraft	0.0	0	0	0	1	0	0	1
Scott Coffman	4.2	1	0	0	2	5	14	16

Win - Coffman, S. (3-1). Loss - Garrison,Ta (0-2). Save - None.
WP - Haley,J(8); Garrison,Ta(3). HBP - by Escat,G (Rust, T.).

Umpires - HP: Scott Letendre 1B: Frank Pflugardt 3B: Rich Padilla
Start: 6:50pm Time: 3:08 Attendance: 236
Weather: Cloudy & 50% chance of rain
Kraft, R. faced 1 batter in the 8th.

Fresno State at New Mexico State
May 12, 2012 at Las Cruces, N.M. (Presley Askew Field)

Fresno State 14 (23-24,6-9 WAC)

Player	ab	r	h	rbi	bb	so	po	a	lob
Hutcherson,Patrick 2b	5	0	2	0	2	0	3	0	0
Brink,Jordan lf	6	1	2	4	0	0	1	0	0
Judge,Aaron cf	2	2	1	0	4	0	4	2	0
Garrison,Trent 1b	6	2	3	2	0	0	7	0	2
Wise,Kenneth dh	5	1	4	4	0	0	0	0	0
Wynns,Austin c	3	1	1	0	1	0	10	0	1
Luplow,Jordan rf	5	2	2	0	0	3	0	0	0
Mariscal,Chris ss	5	2	2	0	2	1	1	1	1
Alvarez,Jake 3b	4	3	1	1	0	1	0	0	0
Harlan,Thomas p	0	0	0	0	0	0	0	0	0
Mundell,Garrett p	0	0	0	0	0	0	0	2	0
Totals	41	14	18	13	5	5	27	6	8

New Mexico State 7 (31-19,8-7 WAC)

Player	ab	r	h	rbi	bb	so	po	a	lob
Tanner Waite lf	5	0	1	0	0	1	1	0	0
Bryan Karkaker rf	5	1	1	0	0	3	1	1	0
Parker Hipp 2b	3	1	1	0	0	1	4	5	1
Cody Edwards ph	1	1	1	0	0	0	0	0	0
Zac Fisher c	4	1	3	0	0	0	5	1	0
Patrick McMeel ph	1	1	1	0	0	0	0	0	0
Robert Lecount 3b	5	2	3	6	0	0	1	3	2
Kurt Snowley dh	3	0	1	1	1	1	0	0	0
Kyle Phillips cf	4	0	1	0	1	0	0	1	0
Justin Cooper cf	1	0	0	0	1	0	0	0	0
Andy Lyon 1b	3	0	0	0	1	1	1	1	2
Bryce Griffin ss	4	0	0	0	0	1	2	4	3
Tanner Rust ss	0	0	0	0	0	0	0	1	0
Michael Ormseth p	0	0	0	0	0	0	0	2	0
Trey Higginbotham p	0	0	0	0	0	0	0	1	2
Tyler Mack p	0	0	0	0	0	0	0	0	0
Robert Kraft p	0	0	0	0	0	0	0	0	0
Casey Collins p	0	0	0	0	0	0	0	0	0
Trey Ross p	0	0	0	0	0	0	0	0	0
Totals	39	7	13	7	2	10	27	20	9

Score by Innings	1	2	3	4	5	6	7	8	9	10	11	12	R	H	E
Fresno State	0	0	5	0	1	3	3	1	1	14	18	0	14	18	0
New Mexico State	0	0	0	1	3	0	0	0	3	7	13	3	7	13	3

E - Waite, T.(2); Hipp, P.(18); Lecount, R.(12). DP - NMSU 4. LOB - Fresno State 8; NMSU 9. 2B - Luplow,J(12). HR - Wise,K(4); Luplow,J(2); Lecount, R. 2(11). HBP - Alvarez,J.; Hipp, P.. SH - Hutcherson,P(7); Wynns,A(8). SF - Snowley, K.(2). CS - Brink,J(1).

Fresno State	ip	h	r	er	bb	so	ab	bf
Harlan,Thomas	6.1	10	4	4	1	8	28	31
Mundell,Garrett	2.2	3	3	3	1	2	11	12

New Mexico State	ip	h	r	er	bb	so	ab	bf
Michael Ormseth	5.0	9	9	8	2	4	23	27
Trey Higginbotham	1.1	1	0	0	1	0	3	5
Tyler Mack	0.1	1	3	2	1	1	3	4
Robert Kraft	0.1	4	1	0	0	5	5	5
Casey Collins	1.1	1	1	1	0	0	4	4
Trey Ross	0.2	2	0	0	1	0	3	4

Win - Harlan,T (7-3). Loss - Ormseth, M. (7-2). Save - None.
WP - Harlan,T (5); Ormseth, M.(5). HBP - by Harlan,T (Hipp, P.); by Ormseth, M. (Alvarez,J.).

Umpires - HP: Frank Pflugardt 1B: Rich Padilla 3B: Scott Letendre
Start: 1:03pm Time: 2:44 Attendance: 208
Weather: Sunny & Breezy
Ormseth, M. faced 3 batters in the 6th.
Kraft, R. faced 2 batters in the 8th.

New Mexico State at New Mexico
May 15, 2012 at Albuquerque, N.M. (Isotopes Park)

New Mexico State 10 (31-20)

Player	ab	r	h	rbi	bb	so	po	a	lob
Tanner Waite lf	5	1	2	1	2	1	1	0	0
Bryan Karkaker rf	6	1	4	3	1	2	1	0	0
Parker Hipp 2b	5	1	2	2	1	2	4	1	0
Zac Fisher c	5	0	1	2	2	1	8	0	5
Robert Lecount 3b	6	1	0	0	4	3	1	6	0
Kyle Phillips cf	6	0	1	0	0	3	4	0	0
Tanner Rust 1b	5	2	3	2	1	2	6	0	1
Kurt Snowley dh	5	3	2	0	1	0	0	3	0
Bryce Griffin ss	2	0	1	0	1	0	3	2	0
Cody Edwards ph	2	1	1	0	1	0	2	0	1
Tyler Mack p	0	0	0	0	0	0	1	0	0
Trey Higginbotham p	0	0	0	0	0	0	0	0	0
Evan Mott p	0	0	0	0	0	0	0	0	0
Trey Ross p	0	0	0	0	0	0	0	0	0
Scott Coffman p	0	0	0	0	0	0	0	0	0
Robert Kraft p	0	0	0	0	0	0	0	0	0
Jeff Neptune p	0	0	0	0	0	0	1	0	0
Totals	47	10	17	10	10	15	30	9	17

New Mexico 12 (30-22)

Player	ab	r	h	rbi	bb	so	po	a	lob
GARVER, Mitchell c	7	1	4	2	0	1	15	1	0
WOODCHICK, Ben 2b	5	2	1	1	1	1	3	1	0
PETERSON, DJ dh	5	1	2	0	1	0	0	0	2
PADILLA, Ryan rf	5	1	2	2	1	1	1	0	4
MELENDEZ, Josh cf	5	1	2	3	1	1	4	0	0
PORRAS, Trey 1b	5	0	0	0	1	0	6	2	2
STINER, Kyle ss	5	1	2	1	1	2	2	1	0
REAL, Alex 3b	5	1	2	2	0	1	0	3	3
BACA, Michael pr	1	1	0	0	0	0	0	0	2
NUNEZ, Chris lf	4	2	1	1	0	0	0	0	0
NELSON, Jacob ph	1	1	1	0	0	1	0	1	0
MCCASLAND, Jake p	0	0	0	0	0	0	0	1	0
ESTRELLA, Alex p	0	0	0	0	0	0	1	0	0
GARZA, Alexis p	0	0	0	0	0	0	0	0	0
MATHIS, Will p	0	0	0	0	0	0	0	0	0
MARES, Bobby p	0	0	0	0	0	0	0	0	0
AGUILAR, Gabe p	0	0	0	0	0	0	0	0	0
MCCLAIN, Hobie p	0	0	0	0	0	0	0	0	0
Totals	48	12	17	12	7	7	33	9	13

Score by Innings	1	2	3	4	5	6	7	8	9	10	11	12	R	H	E
New Mexico State	3	1	0	0	0	0	3	2	1	0	0	10	17	3	0
New Mexico	0	2	0	0	5	0	2	1	0	2	12	17	1	1	1

E - Waite, T.(3); Rust, T.(5); Coffman, S.(1); NUNEZ, Chris(2). DP - Aggies 1. LOB - Aggies 17; Lobos 13. 2B - Karkaker, B. 3(15); Fisher, Z.(17); Rust, T.(12); GARVER, Mitc(22); PETERSON, DJ(19); PADILLA, Rya 2(17). HR - Rust, T.(1); GARVER, Mitc(9); REAL, Alex(2); NUNEZ, Chris(1). HBP - Lecount, R.. SH - Phillips, K.(1); Griffin, B.(1).

New Mexico State	ip	h	r	er	bb	so	ab	bf
Tyler Mack	4.2	9	7	7	1	4	22	23
Trey Higginbotham	0.0	1	0	0	1	0	1	2
Evan Mott	1.2	1	0	0	1	6	7	7
Trey Ross	0.2	0	0	0	1	2	3	3
Scott Coffman	2.0	3	3	1	2	11	13	13
Robert Kraft	0.2	1	0	0	1	0	3	4
Jeff Neptune	0.1	2	2	2	0	0	3	3

New Mexico	ip	h	r	er	bb	so	ab	bf
MCCASLAND, Jake	2.0	6	4	4	1	2	10	12
ESTRELLA, Alex	2.0	1	0	0	3	2	7	10
GAR								

New Mexico State at San Jose State
May 18, 2012 at San Jose, Calif. (Municipal Stadium)

New Mexico State 3 (33-20,9-7 WAC)

San Jose State 1 (22-27,5-11 WAC)

Player	ab	r	h	rbi	bb	so	po	a	lob	Player	ab	r	h	rbi	bb	so	po	a	lob
Tanner Waite lf	4	0	1	0	0	2	1	0	2	Mercurio cf	2	0	0	0	0	0	1	0	0
Bryan Karraker rf	4	1	2	0	0	0	1	0	0	Rodriguez ph	1	0	0	0	1	1	1	0	0
Parker Hipp 2b	4	1	1	0	0	2	2	6	0	Reiling 2b	4	0	1	0	0	0	2	1	1
Zac Fisher c	4	1	2	3	0	1	5	0	1	Schulz dh	3	1	2	1	1	1	0	0	0
Robert Lecount 3b	4	0	0	0	0	1	2	2	1	Contrades rf	4	0	0	0	0	3	1	0	3
Tanner Rust 1b	4	0	0	0	0	0	12	1	0	Lopez 1b	1	0	0	0	2	0	8	0	0
Kurt Snowley dh	3	0	0	0	0	0	0	0	0	Gallegos c	4	0	0	0	0	0	7	0	1
Zach Voight ph	1	0	0	0	0	0	0	0	0	Christian 3b	2	0	0	0	1	0	2	1	1
Kyle Phillips cf	3	0	1	0	0	0	1	0	0	Valdez ph	1	0	0	0	0	0	0	0	0
Bryce Griffin ss	3	0	0	0	0	1	6	0	0	Quiery lf	4	0	0	0	0	2	1	2	2
Ryan Beck p	0	0	0	0	0	0	2	1	0	Acosta ss	2	0	0	0	0	0	1	3	0
Scott Coffman p	0	0	0	0	0	0	0	0	0	Johnson ph	2	0	0	0	0	0	2	0	0
Totals	34	3	7	3	0	6	27	16	4	Melero p	0	0	0	0	0	0	1	0	0
										Totals	30	1	3	1	5	5	27	8	8

Score by Innings	1	2	3	4	5	6	7	8	9	R	H	E
New Mexico State	1	0	2	0	0	0	0	0	0	3	7	0
San Jose State	0	0	0	0	0	1	0	0	0	1	3	1

E - Christian(7). DP - NMSU 1. LOB - NMSU 4; SJSU 8. 2B - Karraker, B.(17); Hipp, P.(15). HR - Fisher, Z.(6); Schulz(4). HBP - Lopez. SB - Lopez(2).

New Mexico State	ip	h	r	er	bb	so	ab	bf	San Jose State	ip	h	r	er	bb	so	ab	bf
Ryan Beck	7.2	3	1	1	5	26	32		Melero	9.0	7	3	3	0	6	34	34
Scott Coffman	1.1	0	0	0	0	0	4										

Win - Beck, R. (5-5). Loss - Melero (2-7). Save - Coffman, S. (7).
 WP - Beck, R. 3(13); Melero(6). HBP - by Beck, R. (Lopez).

Umpires - HP: Ken Durham 1B: Ryan Bleiberg 3B: Mikal Hendrickson
 Start: 6:04 pm Time: 2:14 Attendance: 342
 Weather: Pity Cloudy, 70 F, 12 mph to L

New Mexico State at San Jose State
May 19, 2012 at San Jose, Calif. (Municipal Stadium)

New Mexico State 4 (34-20,10-7 WAC)

San Jose State 2 (22-28,5-12 WAC)

Player	ab	r	h	rbi	bb	so	po	a	lob	Player	ab	r	h	rbi	bb	so	po	a	lob	
Tanner Waite lf	4	1	3	1	1	1	2	0	1	Valdez dh	4	0	1	0	0	0	0	0	0	1
Bryan Karraker rf	5	0	0	0	0	3	1	0	1	Reiling 2b	3	0	0	0	1	1	2	3	0	0
Parker Hipp 2b	4	1	2	2	1	0	1	2	0	Nelson ph	0	0	0	1	0	0	0	0	0	0
Zac Fisher c	4	0	1	0	1	2	6	1	3	Schulz rf	4	0	1	0	1	1	2	0	0	0
Tanner Rust 1b	3	0	2	1	0	0	9	1	0	Lopez 1b	3	0	0	0	1	2	5	0	2	
Robert Lecount 3b	4	0	0	0	0	0	1	4	0	Quiery lf	4	0	1	0	0	0	3	0	5	0
Cody Edwards dh	4	0	0	0	1	0	0	0	0	Gallegos c	3	1	2	0	1	0	8	0	0	0
Kyle Phillips cf	4	2	3	0	0	1	5	0	0	Christian 3b	2	0	1	1	0	1	0	1	3	0
Bryce Griffin ss	3	0	0	1	0	2	4	0	0	Natov ph	1	0	0	0	0	0	0	0	2	0
Adam Mott p	0	0	0	0	0	1	3	0	0	Mercurio cf	2	0	0	0	0	0	4	1	0	0
Robert Kraft p	0	0	0	0	0	0	0	0	0	Bona ph	1	1	1	0	0	0	0	0	0	0
Scott Coffman p	0	0	0	0	0	0	0	0	0	Acosta ss	2	0	0	0	0	1	2	1	1	1
Totals	35	4	11	4	4	8	27	12	9	Rodriguez ph	1	0	0	0	0	1	0	0	0	0
										Johnson 2b	0	0	0	0	1	0	0	0	0	0
										Russo p	0	0	0	0	0	0	0	0	1	0
										Contrades p	0	0	0	0	0	0	0	0	0	0
										Totals	30	2	7	2	6	6	27	9	11	

Score by Innings	1	2	3	4	5	6	7	8	9	R	H	E
New Mexico State	2	0	0	0	1	0	0	0	1	4	11	0
San Jose State	0	1	0	0	0	0	0	0	1	2	7	1

E - Reiling(4). DP - NMSU 1; SJSU 3. LOB - NMSU 9; SJSU 11. 2B - Waite, T.(12); Rust, T.(13); Gallegos(8). HBP - Valdez; Lopez. SH - Mercurio(5). SF - Rust, T.(2); Nelson(1). SB - Reiling(4). CS - Valdez(2); Gallegos(3).

New Mexico State	ip	h	r	er	bb	so	ab	bf	San Jose State	ip	h	r	er	bb	so	ab	bf
Adam Mott	7.1	6	1	1	5	26	33		Russo	7.2	9	3	3	2	6	29	32
Robert Kraft	0.2	0	0	0	0	0	1		Contrades	1.1	2	1	1	2	2	6	8
Scott Coffman	1.0	1	1	1	1	1	3	6									

Win - Mott, A. (6-2). Loss - Russo (2-3). Save - Coffman, S. (8).
 WP - Mott, A.(8). HBP - by Mott, A. (Lopez); by Coffman, S. (Valdez). BK - Mott, A.(2).

Umpires - HP: Ryan Bleiberg 1B: Mikal Hendrickson 3B: Ken Durham
 Start: 1:06 pm Time: 2:53 Attendance: 417
 Weather: Sunny, 77 F, 8 mph to left

New Mexico State at San Jose State
May 20, 2012 at San Jose, Calif. (Municipal Stadium)

New Mexico State 15 (35-20,11-7 WAC)

San Jose State 2 (22-29,5-13 WAC)

Player	ab	r	h	rbi	bb	so	po	a	lob	Player	ab	r	h	rbi	bb	so	po	a	lob
Tanner Waite lf	2	1	1	0	4	0	2	0	0	Valdez 2b	3	0	1	0	0	0	2	1	0
Bryan Karraker rf	6	0	1	1	0	2	3	0	2	Johnson ph	0	0	0	1	0	0	0	0	0
Parker Hipp 2b	4	2	4	1	1	2	1	3	0	Mercurio cf	2	0	0	0	0	0	3	0	0
Zac Fisher c	3	2	1	0	2	0	5	0	4	Rodriguez ph	1	0	0	0	0	0	0	0	2
Tanner Rust 1b	4	3	4	2	0	0	4	0	0	Schulz rf	2	1	0	0	0	1	2	0	0
Andy Lyon ph	0	1	0	0	0	0	1	0	0	Bona 1b	3	0	2	0	0	0	3	0	1
Robert Lecount 3b	4	1	1	3	0	1	0	1	0	Nelson dh	3	0	0	0	1	0	0	0	1
Kurt Snowley dh	5	2	3	1	0	0	0	0	0	Quiery lf	3	1	2	1	0	0	6	0	0
Kyle Phillips cf	4	1	2	3	0	0	2	0	3	Christian 3b	3	0	0	0	3	0	0	2	0
Bryce Griffin ss	4	2	3	1	1	0	2	3	0	DiRocco c	3	0	1	0	0	0	4	0	0
Michael Ormseth p	0	0	0	0	0	0	0	0	0	Gallegos pr	0	0	0	0	0	0	0	0	0
Trey Ross p	0	0	0	0	0	0	0	0	0	Reiling ss	2	0	0	0	0	0	0	1	0
Evan Mott p	0	0	0	0	0	0	0	0	0	Acosta pr	0	0	0	0	0	0	0	0	0
Totals	36	15	18	15	8	4	21	5	12	Guzman p	0	0	0	0	0	0	1	1	0
										Martin, S. p	0	0	0	0	0	0	0	0	0
										Hassna p	0	0	0	0	0	0	0	0	0
										Bradshaw p	0	0	0	0	0	0	0	0	0
										Contrades p	0	0	0	0	0	0	0	0	0
										Jones p	0	0	0	0	0	0	0	0	0
										Hennessey, A p	0	0	0	0	0	0	0	0	0
										Totals	25	2	6	2	0	5	21	3	6

Score by Innings	1	2	3	4	5	6	7	R	H	E
New Mexico State	0	0	5	1	3	2	4	15	18	1
San Jose State	0	0	0	1	0	0	1	2	6	0

E - Hipp, P.(19). DP - NMSU 1. LOB - NMSU 12; SJSU 6. 2B - Waite, T.(13); Snowley, K.(9); Phillips, K. 2(11).
 3B - Rust, T.(2). HR - Lecount, R.(12). HBP - Lyon, A.; Schulz; Reiling. SH - Mercurio(6). SF - Hipp, P.(8); Lecount, R.(5); Phillips, K.(3); Johnson(1). SB - Quiery(2).

New Mexico State	ip	h	r	er	bb	so	ab	bf	San Jose State	ip	h	r	er	bb	so	ab	bf
Michael Ormseth	6.0	5	1	1	0	4	21	23	Guzman	2.1	5	4	4	1	1	12	13
Trey Ross	0.1	1	1	0	0	1	2	2	Martin, S.	0.2	2	1	1	0	0	3	4
Evan Mott	0.2	0	0	0	0	0	2	4	Hassna	1.1	4	4	4	1	1	7	9
									Bradshaw	0.0	0	0	0	2	0	0	2
									Contrades	1.2	3	2	2	2	1	8	10
									Jones	0.2	3	4	4	1	0	4	7
									Hennessey, A	0.1	1	0	0	1	1	2	3

Win - Ormseth, M. (8-2). Loss - Guzman (1-3). Save - None.
 WP - Guzman(3); Hennessey, A(1). HBP - by Ormseth, M. (Schulz); by Jones (Lyon, A.); by Mott, E. (Reiling).

Umpires - HP: Mikal Hendrickson 1B: Ken Durham 3B: Ryan Bleiberg
 Start: 1:05 pm Time: 2:54 Attendance: 477
 Weather: Sunny, 80 F, 14 mph to Left



2012 NCAA Division I Baseball Championship

Regionals
June 1-4
*Campus or Neutral Sites
Double Elimination
First-Round Pairings


Super Regionals
June 8-10 or June 9-11
*Campus or Neutral Sites
Best-of-Three Games

Men's College World Series (CWS)
June 15-25/26
Omaha, Nebraska
Double Elimination
First-Round Pairings
Best-of-Three CWS Finals

Men's College World Series (CWS)
June 15-25/26
Omaha, Nebraska
Double Elimination
First-Round Pairings
Best-of-Three CWS Finals

Super Regionals
June 8-10 or June 9-11
*Campus or Neutral Sites
Best-of-Three Games

Regionals
June 1-4
*Campus or Neutral Sites
Double Elimination
First-Round Pairings



ESPN Broadcasts

College Station Regional hosted by Texas A&M
Friday, June 1- 1:35 p.m. and 7:35 p.m. (ESPN3)
Saturday, June 2- 1:35 p.m. and 7:35 p.m. (ESPN3)
Sunday, June 3- 1:35 p.m. and 7:35 p.m. (ESPN3)
Monday, June 4- 7:35 p.m. (if necessary) (ESPN3)

Columbia Regional hosted by South Carolina
Friday, June 1- Noon and 4 p.m. (ESPN3)
Saturday, June 2- Noon and 4 p.m. (ESPN3)
Sunday, June 3- Noon and 4 p.m. (ESPN3)
Monday, June 4- 7 p.m. (if necessary) (ESPN3)

Gainesville Regional hosted by Florida
Friday, June 1- 1 p.m. and 7 p.m. (ESPN3)
Saturday, June 2- 1 p.m. and 7 p.m. (ESPN3)
Sunday, June 3- Noon (ESPN2) and 4 p.m. (ESPN3)
Monday, June 4- 7 p.m. (if necessary) (ESPN3)

All times are Eastern



National Top Eight Seeds

1. Florida (42-18)
2. UCLA (42-14)
3. Florida St. (43-15)
4. Baylor (44-14)
5. Oregon (42-17)
6. North Carolina (44-14)
7. LSU (43-16)
8. South Carolina (40-17)

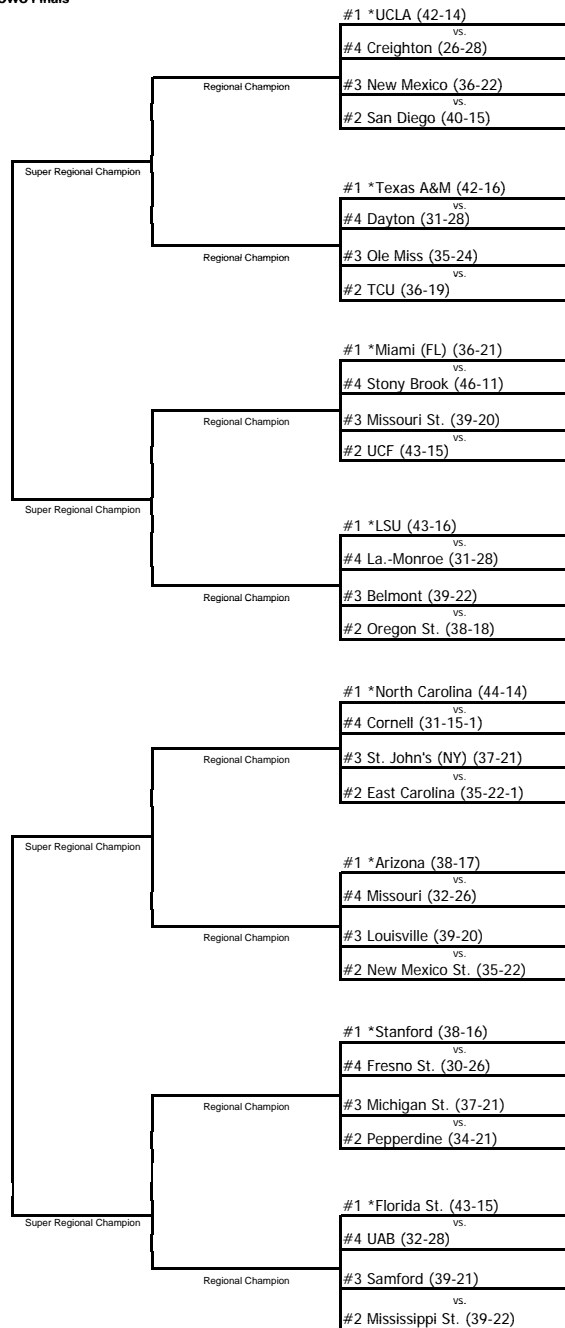
ESPN Broadcasts

Palo Alto Regional hosted by Stanford
Friday, June 1- 4 p.m. and 9 p.m. (ESPN3)
Saturday, June 2- 4 p.m. and 9 p.m. (ESPN3)
Sunday, June 3- 4 p.m. and 9 p.m. (ESPN3)
Monday, June 4- 9 p.m. (if necessary) (ESPN3)

Tallahassee Regional hosted by Florida St.
Friday, June 1- Noon and 6 p.m. (ESPN3)
Saturday, June 2- Noon (ESPN3) and 7 p.m. (ESPN2)
Sunday, June 3- Noon and 6 p.m. (ESPN3)
Monday, June 4- 6 p.m. (if necessary) (ESPN3)

Tucson Regional hosted by Arizona
Friday, June 1- 7 p.m. and 11 p.m. (ESPN3)
Saturday, June 2- 7 p.m. and 11 p.m. (ESPN3)
Sunday, June 3- 7 p.m. and 11 p.m. (ESPN3)
Monday, June 4- 11 p.m. (if necessary) (ESPN3)

All times are Eastern





2012 NCAA DIVISION I BASEBALL CHAMPIONSHIP

Tucson Regional - Arizona
June 1-4, 2012 *(times listed are local time at site)*

#3 Louisville (39-20)

Game 1
Friday, 4 p.m.
June 1 ESPNU

#2 New Mexico St. (35-22)

Game 4
Saturday, 8 p.m.
June 2 ESPNU

#1 Arizona (38-17)

Game 2
Friday, 8 p.m.
June 1 ESPNU

#4 Missouri (32-26)

Game 6
Sunday, 8 p.m.
June 3 ESPN3

Loser Game 4

Game 5
Sunday, 4 p.m.
June 3 ESPN3

Loser Game 1

Game 3
Saturday, 4 p.m.
June 2 ESPNU

Game 7
Monday, 8 p.m.
June 4 ESPNU
(If necessary)

Regional Champion

Loser Game 2

Loser Game 6

2012 NM State Feature Stories



AGGIE
H A R D B A L L



Aggies Have the Talent To Compete

Catcher Fisher Leads Returners

BY RANDY HARRISON
Journal Sports Editor

This is a year for New Mexico State baseball to make believers.

On one hand, the Aggies have. Including preseason Player of the Year Zac Fisher, five of them are preseason All-Western Athletic Conference for the 2012 season, which begins today at home against Wake Forest.

On the other hand, even with more preseason all-conference selections than any other WAC school, NMSU finished only fourth in the preseason coaches' poll of the seven teams. The implicit

Today

Season opener: Wake Forest at NMSU, 4:05 p.m.

message to coach Rocky Ward and his crew is that yes, the Aggies have talent, but the pedigreed schools (read, Fresno State) get the nod to win the league until further notice.

"Fourth is fine," Ward said, "because it is the middle of the league, and it is what would be expected."

Among the Aggies, who were 34-24 in 2011, catcher Fisher, sophomore outfielder Tanner Waite, senior outfielder Bryan Karraker, junior second baseman Parker Hipp and senior relief pitcher Scott Coffman made the 16-player preseason All-WAC squad.

All landed there with merit.

Fisher hit .398 last year. Hipp hit .396 and was second in the WAC in RBIs (58) despite missing several games due to injuries. Waite hit .389; Karraker .350.

Hitting obviously hasn't been and shouldn't be a problem. The challenge is getting other hitters out. But even in that area, the Aggies are more optimistic than they have been in some time.

"We've got five or six really good arms," said Ward, "with more potential, more depth. Once we were past the top four or five (in the past), we were trying to get guys out with pitchers who threw in the 80s. Now it's nine or 10 guys with 88, 92 mph stuff."

The great irony is that NMSU's most heralded pitcher, preseason (and returning)

All-WAC selection Coffman, is one of those soft-tossers. "He's only at 81 or 82 (mph), but that slider is dominant," Ward said of the Albuquerque Academy graduate. "Especially under the lights, people can't hit it."

Right-hander Tyler Mack, the Aggies' best pitching prospect with a 95 mph fastball, and lefty Ryan Beck, both juniors, figure to head the starting staff.

The weekend opponent, Wake Forest (25-31 last year), is the source of one of the most heartwarming stories in some time.

Last February, coach Tom Walker donated a kidney to freshman outfielder Kevin Jordan, who had been diagnosed with ANCA vasculitis and was in immediate need. Both are recovered and back with the Demon Deacons.

Homegrown hurler

Ormseth becomes key player for Aggies

By Teddy Feinberg

TFEINBERG@LCSUN-NEWS.COM

LAS CRUCES — Growing up as a local baseball player in Las Cruces, Michael Ormseth was overshadowed.

He was diminutive in stature — small and skinny.

He was teammates at Mayfield High School with standout players such as Gera Sanchez and Nathan Enriquez, and competed against other top-level talent in town such as Oñate's Ariel Perez, Abraham Tarin, Joe Koerper and Randy Montoya. Las Cruces High's Steven Florez was another name that stood out on the local prep baseball circuit.

The reality is that if you lined up such competition with Ormseth — who graduated from Mayfield in 2009 — he wouldn't have been the pick of the litter in terms of Division I college baseball recruitment.

"I was never the go-to guy until I was a senior. Sort of overlooked," Ormseth said. "We had so many other big names. So I was kind of under the radar."

Which is what makes his story all the better.

Now, Ormseth is one of the top two hurlers in the New Mexico State Aggies pitching rotation.

Yes, there's something to be said about hard work, desire, and getting to the finish line.

"It made him tough," said NMSU head coach Rocky Ward.

While Ormseth wasn't a big kid growing up, there was potential — enough movement on his ball, and the thought that perhaps he could grow into his body.

He did play often for the Trojans in his senior campaign and,

This week in Aggie baseball

► The Aggies will play at No. 14-ranked Arizona today at 5 p.m., and then again on Wednesday at 3 p.m. NMSU is riding a six-game win streak and is 15-8 overall, while the Wildcats are 16-4.

► The team will return home for a four-game weekend against Texas Pan-American. The series will start on Friday with a 6 p.m. game, followed by a Saturday doubleheader beginning at 4 p.m. A Sunday afternoon contest is scheduled for a 1 p.m. start time.



WHEN MICHAEL ORMSETH graduated Mayfield High School in 2009, his lone scholarship offer was from Luna Community College. Over two years later, he's the No. 2 man in the New Mexico State Aggies starting rotation.

although his prospects for playing college baseball at times looked bleak, he was able to scratch out a scholarship at Luna Community College.

"It's somewhere you go to play a couple more years," Ormseth said of the outpost program in Las Vegas, NM.

He worked hard and persevered, while an offseason playing in the Northwoods — a quality summer collegiate wood-bat league located in the Midwest — served him well.

Last year Ormseth held an 0-9 record at Luna, although his ERA was respectable and he caught the eye of the Aggie coaching staff, who reached out with a scholarship.

"They liked my mechanics and my velocity," Ormseth said. "They knew I worked hard, always fighting. They saw potential."

Such a move has paid off, as Ormseth has settled in as the No. 2 man on the Aggies pitching staff behind incumbent Ryan Beck.

And, while Ormseth seems to be around the plate — he's walked just nine batters in over 36 innings of work — his defining feature has been mental toughness.

In the Aggies fourth game of the season against Wake Forest, he fell behind the Demon Deacons by scores of 2-0 and 5-4 — NMSU made five errors in the contest — although fought through six innings of work to eventually pick up the win.

And, two weeks ago while playing the University of New Mexico, Ormseth gave up six runs through the opening two innings — a stat line that could have sunk other pitchers — although would settle down, surren-

dering just one more run in his following four innings of work to record another win in NMSU's 16-12 victory over their in-state rival.

Sitting at 5-0 on the season, Ormseth possesses the top record amongst the Aggies starting pitchers. "He could have folded," NMSU head coach Rocky Ward said of the UNM game. "But he already showed me he wasn't going to."

Now, Ormseth is playing Division I baseball. Even if, at one point, if it seemed like an unlikely venture.

"Life's not a straight line," Ward said. "It's not always an easy path. But he's getting his payback now."

Teddy Feinberg can be reached at (575) 541-5455. Follow him on Twitter @TeddyFeinberg.

Phillips, Beck named WAC Players of the Week

► New Mexico State center fielder Kyle Phillips and left-handed pitcher Ryan Beck have been named the Verizon Western Athletic Conference Baseball Hitter and Pitcher of the Week, respectively, for their play March 12-18.

Phillips, a junior from Tacoma, Wash., helped the Aggies to four-straight wins last week — one over in-state rival New Mexico and then a three-game sweep over Southeast Missouri State — as he hit a team-high .533 (8 of 15) without striking out.



Phillips



Beck

He started the week going 3 for 4 at the plate with an RBI and two runs in a 6-2 win over New Mexico. Phillips then tallied three RBI and four runs after going 3-of-5 at the plate with two home runs in the opening game of a doubleheader against Southeast Missouri.

Beck, a junior from Fort Collins, Colo., earned his third win of the year after working seven scoreless innings against Southeast Missouri, adding nine strikeouts. He has a team-high total of 41 on the season. His ERA is 2.00.

Streaking Aggies

NMSU baseball team keeps winning, Aldredge keeps burning up the track



Jack Nixon
Jack's Corner

Let's talk about streaks. One Aggie team is on one, another has one.

As I write this, the New Mexico State baseball team has rolled up 12 victories in a row – two of them over perennial national power house Arizona. This weekend the Aggies are taking a break before the third game in their series with New Mexico, Tuesday, April 3. So far NM State has stopped the Lobos twice and is looking for more.

The excitement on the diamond this weekend at NM State is at the NM State Softball Complex, when No. 17 Hawai'i brings its softball program to town to meet Kathy Rodolph's squad starting Friday, March 30.

Getting back to baseball, the arms are coming through for head coach Rocky Ward's squad. Juniors Michael Ormseth and Ryan Beck are the two lead starters who have put together a combined a 9-1 record. Beck's earned run average is 2.92 to lead the staff in that regard. Ormseth has six victories without a loss thus far.

The bullpen always plays a big role when teams have memorable seasons and the Aggies' stopper, senior Scott Coffman, has held the fort on 12 different occasions.

As far as position players go, junior Zac Fisher is leading the team with a .373 batting

average. Junior Robert Lecount has hit seven home runs to lead in that category, and Fisher has driven in 41 runs for the best mark there.

Western Athletic Conference play starts for "The Rock's" squad April 5, with the final conference visit for the Nevada Wolf Pack.

There is a lot of season left, but the Aggies' improved pitching is one of those keys that pay a big dividend when the championship season begins in May.

While baseball continues the streak of victories, an individual is streaking around the cinders setting records for the outdoor track team.

The NM State track and field team has a runner who has lit the track on fire in successive weeks. Junior LaSasha Aldredge is Orin Richburg's blazer. She set a new school record in the 400 meters at the UTEP Springtime Invitational. Aldredge won the event with a time of 54.17, which broke the record she set the previous weekend at the Willie Williams Classic.

Aldredge also was named the WAC Athlete of the Week after her performance at the Willie Williams Classic. Aldredge helped rewrite another record with teammates, Alishia Perkins, Jenna Banegas and Kendra Walker, as the school's 4-by-100 meter relay team set the new school mark with a time of 46.14, which is good for sixth all-time at NM State. That's two reasons why springtime has put some pep in the Aggies' step.

Aggies reflect on current win streak

NMSU earns week off after winning 13 straight

By Jason Groves

JGROVES@LCSUN-NEWS.COM

LAS CRUCES — Few baseball teams in the country have played more games than New Mexico State.

And — now with a week off in the schedule after compiling a 22-8 record — no team deserves the rest more than the Aggies.

NMSU has won a school-record 13 consecutive games, including a sweep of a Top-5 team without their top two coaches, come-from-behind victories, blowout victories and a win on the road at New Mexico.

The Aggies are now off until a Tuesday night home game against the Lobos at Presley Askew Field.

"The biggest thing is just our confidence level is high," Aggies outfielder Tanner Waite said. "We never got overwhelmed by anything if we got down by a few runs or something like that. We have just picked each other up."

Win No. 1

The Aggies weren't thinking win streak.

After dropping the first two games of a four-game home series against Kent State, the Aggies were losers of five of six. The Aggies went 1-4 to open the month of March in Minnesota, splitting with the Golden Gophers before losing to Nebraska and West Virginia. The Aggies returned

home to beat the Lobos for the first time this season on March 6, but followed with two losses against Kent State.

"After those games, we looked at each other and said, 'This isn't us, and this isn't where we wanted to be,'" Waite said. "It helped us grow together and mature."

Weather pushed the second game of the Saturday double-header to Sunday. The Aggies won Sunday's first game 12-6, and followed with a 14-4 victory over the Golden Flashes to close the series.

"It all started with kind of the crisis point of the season," head coach Rocky Ward said. "All of a sudden, the season that many of us thought we could have was getting away. We came through the rough patch and won some games."

Gaining steam

The Aggies followed with a 6-2 victory over the Lobos in Albuquerque.

NMSU led from wire to wire, but the Lobos threatened with the bases loaded and one out in the seventh inning with the Aggies holding onto a 3-2 lead. UNM's Josh Melendez hit into a double play to end the seventh, as NMSU pitchers Casey Collins and Scott Coffman held the Lobos scoreless for the final six innings of the game.

The Aggies' pitching has been solid throughout the win streak, but Ryan Beck was simply dominant in a 9-1 victory to open a three-game series against Southeast Missouri State on March 16. Beck struck out nine with no walks while allowing five hits in seven innings of work to pick up his third win of the year.

"They have been really solid with an occasional dominant performance, and that is all we need from them," Aggies catcher Zac Fisher said. "They have to be solid and keep us within striking distance. They have done an amazing job the last few weeks doing that."

The Aggies closed the Southeast Missouri State series with an 8-6 victory. Aggies first baseman Kurt Snowley hit for the cycle, going 5-for-5. Snowley joined Cody Edwards as Aggies players to hit for the cycle this season and became

the third player in school history to hit for the cycle.

"They are really rare, and we have had two in the last month," Waite said. "It was fun to be a part of. He had a great week and helped us win some games."

Streak highlights

Taking two road wins from No. 5 Arizona on March 20-21 stands out as the highlight of the streak.

NMSU held Arizona scoreless for the last four innings to win the first game 7-4. The Aggies led the second game 8-1 and won 13-8.

"Personally, the Arizona games have been the highlight of the streak," said Fisher, who went 6-for-11 with six RBI against the Wildcats. "We have had a lot of highlights, and nobody is going to complain when you are winning all the time."

The Aggies won the Arizona series without Ward and his father, NMSU assistant Gary Ward.

Rocky Ward left the team Tuesday morning to be with his mother, Cathy, who was diagnosed with a rare type of pneumonia. To make matters worse, NMSU assistant Mike Evans was ejected early in the first game for arguing a balk call.

It left the Aggies with assistant Nate Shaver coaching on third and pitcher Mike Ormseth at first base when the Aggies were up to bat.

Game 2 saw Evans absent due to kidney stones, which he has since had removed.

"Winning at U-of-A stands out with a 23-year-old volunteer coach," Waite said. "There was also the eight-hour bus ride to Texas Tech to play a game. We left at 5:15 a.m. on the first day, played the game and got back at 2:15 a.m. the next day."

Evans and Shaver coached the Aggies to a 7-6 victory at Texas Tech on March 27 in the team's most recent game, to set the school record for consecutive victories after Fisher's game-winning single in the ninth inning.

"We had all the confidence in the world that we could win in that situation," Fisher said.

"It's what we are trained to do. When I came up, I had the opportunity to do that for the ballclub. I just tried to work short because I knew all I needed was a base hit."

As for Ward's mother — the coach reported that the family successfully took her off a ventilator on Thursday after eight days, and she's recovering.

"We were all watching both Arizona games together on the Gametracker in the ICU and talking to her about every pitch," Rocky Ward said. "She's a baseball wife and she loves the game."

What does the streak mean?

The Aggies' RPI has been as high as No. 13 and is currently No. 17. Ward said the Aggies were No. 48 in the RPI when they received an at-large bid in 2003.

"You have to have a RPI in the Top 30 to get a bid and if you are in the Top 40, they start looking at criteria," Ward said. "We just have to keep our sights on winning a regular-season conference championship."

Jason Groves can be reached at (575) 541-5459.



Waite



Fisher

ATTACK *of the* WAC

Aggies open league play this week against Nevada

By Teddy Feinberg

TFEINBERG@LCSUN-NEWS.COM

It's been a strong start to the season for the New Mexico State Aggie baseball team.

A 23-8 record entering Western Athletic Conference play — with some wins coming against very good competition — have given the Aggies the look of a legitimate squad.

Now, we take a look at what the Aggies did well leading up to the WAC schedule, and what they'll have to do going forward in order to sustain such success.

► **Pitching, pitching pitching:** Always an offensive-heavy team, the Aggies have a better pitching staff in 2012. Ask yourself this question: when was the last time the Aggies had a deep-enough rotation to win mid-week games consistently? Well, it happened this past week in a 7-5 win over the University of New Mexico, two weeks ago in a two-game sweep over Arizona, and the week before against UNM once again. While last season saw No. 1 starter Ryan Beck featured as a one-man gang on the hill, this year the rotation consists of Beck, Michael Ormseth, Adam Mott and Casey Collins. And a bolstered bullpen has provided needed relief, anchored by valuable closer Scott Coffman. That, and a tip of the cap to new pitching coach Mike Evans is warranted. An improved staff of hurlers means a better team.

► **History:** We've seen this movie before. The Aggies storm through the early season, only to fall apart in conference play. But here's why this 23-8 team feels differently than before. For starters, they're beating better competition — the Aggies scheduled up this year, and have topped the No. 5 team in the country twice (Arizona), took three of four from an ACC program (Wake Forest), defeated a Big 10 club (Minnesota), and also won a game over Big 12 competition (Texas Tech). That and a they're 3-0 over in-state rival New Mexico this year, and also found a way to beat Kent State, an NCAA Tournament team in 2011. In other words, the Aggies have scheduled well this year — a good balance of competition — and have made their big wins count.

► **A fast start:** At the outset of league play, the Aggies would serve themselves well by being the aggressors. It's a shorter conference season in 2012 — the WAC reduced its league series' from four games to three, and the schedule features just an 18-game conference docket.

N M S U
o p e n s

tonight against Nevada for a three-game set at Presley Askew Field and then hits the road next weekend at Sacramento State, which is statistically one of the worst clubs in the WAC. Time for the Aggies to jump on the competition.

► **Postseason chances:** Well, there aren't any guarantees in this regard, although the Aggies have put themselves in a good position entering conference play. Again, the quality of scheduling and wins have been documented and the Aggies are currently ranked No. 16 in the RPI. The team is riding a 14-game winning streak entering tonight's game, and have been doing the job with or without head coach Rocky Ward and assistant Gary Ward, who have missed some bench time over the past month to tend to a family matter. The simplest equation for the Aggies to earn an NCAA Tournament berth? To keep playing the way they have been. A good showing in the WAC is required and the team has some critical out-of-conference games still approaching — a two-game road set against Baylor and a single home game against Texas Tech will be important. Still, to this point, the Aggies have given themselves a legitimate shot at postseason consideration.

Teddy Feinberg can be reached at (575) 541-5455. Follow him on Twitter @TeddyFeinberg

Schedule

Today

- ▶ Nevada at New Mexico State, 6 p.m.
- ▶ Fresno State at Hawaii, 10:35 p.m.

Friday

- ▶ Sacramento State at Louisiana Tech, 5 p.m.
- ▶ Nevada at New Mexico State, 6 p.m.
- ▶ Fresno State at Hawaii, 10:35 p.m.

Saturday

- ▶ Nevada at New Mexico State, 11 p.m.
- ▶ Sacramento State at Louisiana Tech, 2 p.m.
- ▶ Fresno State at Hawaii, 5 p.m.

Sunday

- ▶ Sacramento State at Louisiana Tech, 10 a.m.

If you go

- ▶ **Who:** Nevada at New Mexico State
- ▶ **What:** WAC baseball season opener
- ▶ **Where:** Presley Askew Field
- ▶ **When:** Game 1 of the three-game series is tonight at 6 p.m., Game 2 is Friday at 6 p.m., as well, while Saturday's finale is an 11 a.m. start.
- ▶ **Radio:** All games can be heard on KSNM-AM 570

WAC standings

Team	W	L
▶ New Mexico State	23	8
▶ Hawaii	17	12
▶ Nevada	15	12
▶ Fresno State	14	14
▶ Louisiana Tech	14	14
▶ Sacramento State	14	15
▶ San Jose State	12	13

See more

- ▶ See our weekly NMSU page on 5B.

ROBIN ZIELINSKI/SUN-NEWS

NEW MEXICO STATE outfielder Tanner Waite looks to unleash on a ball Tuesday against the University of New Mexico. The Aggies beat the Lobos 7-5, and will open Western Athletic Conference play tonight at 6 p.m. against Nevada.

Good times, bad times, letting go



Jim Hilley
Deflections

The New Mexico State Aggies are one of the hottest teams in baseball.

Their 14-game winning streak is the longest in the country (as of Wednesday, April 4). Their 10-runs-per-game scoring average is 1.6 more per game than the second place team, Buffalo. It's a great time to be an Aggie baseball fan.

But times have not been so good for coach Rocky Ward and his father, assistant coach Gary Ward. Kathy Ward, Gary's wife and Rocky's mother, has been in the hospital battling serious illness.

Life has its ups and downs. They are just not supposed to happen at the same time.

The situation made Rocky Ward a little philosophical as he talked to the Bulletin Wednesday, April 4.

"I had to leave a couple of weeks ago to be with Mom, and I wasn't there for the two games against Arizona," he said. "Dad didn't make the trip initially because she was sick before we left. I wasn't there for the Texas Tech games.

"Nate Shaver and Mike Evans did an outstanding job in filling in for us, but more importantly, the ball club took responsibility for itself."

Rocky Ward said he was incredibly proud of his team, but had conflicting feelings about not being able to be with the team.

"I talked to them after the Arizona series," he said. "I was honest with them, I said 'Guys, I'm jealous I wasn't able to be there. I was so proud of you, but I am trying to figure out how not to be upset that I didn't get to be a part of it.'"

Ward said the team seemed to understand.

"We had about a 30-minute talk about what happened that kind of let me feel involved. They said, 'You should have seen this play, you should have seen that play,' it was really a neat experience."

Ward said it made him think of things his father, Gary, a hall of fame coach, used to say.

"When I was a young kid playing and listening to his lectures in the prime of his career at Oklahoma State, I'd travel with him some when he would go speak

at coaches conventions and things like that," Ward said. "He always said our responsibility as coaches is not how many games we win or lose or how well we teach, our job is to make ourselves useless, or make ourselves obsolete.

"It didn't make much sense to me, but what he was saying was, the ultimate success as a coach is when an individual has been trained to a level he no longer needs you, that he knows what to do, when to do it, how to do it.

"He can prepare himself to play and he can take responsibility for himself and accountability for his actions and for his play."

As Ward has had to deal with his mom's illness, he has seen that principle in action.

"I look at this stretch as a group of guys that have truly done that," he said.

"They've proven to themselves that they don't need me – that's kind of hard. Most of us who are coaches are servers, we are trying to give something of ourselves so that people have a better life. It's kind of hard when you train a guy to the point he doesn't need you anymore, it's kind of hard to get your mind around it."

I believe you're right coach, but you are not alone.

I bet moms feel the same way.



KYLE PHILLIPS has shown good speed in the outfield, and running the bases as a producer in the middle of the Aggies batting order.

WAC baseball standings

Team	Conference	Overall
New Mexico State	2-1	25-9
Hawaii	2-1	19-13
Sacramento State	2-1	16-16
Louisiana Tech	1-2	17-16
Nevada	1-2	16-16
Fresno State	1-2	15-16
San Jose State	0-0	14-14

Weekend WAC scedule

- ▶ New Mexico State at Sacramento State, 3 p.m. (KSNM-AM 570)
- ▶ San Jose State at Fresno State, 7 p.m.
- ▶ Louisiana Tech at Nevada, 7 p.m.
- ▶ Saint Mary's at Hawaii, 10:30 p.m.*

Saturday

- ▶ New Mexico State at Sacramento State, 2 p.m. (KSNM-AM 570)
- ▶ San Jose State at Fresno State, 2 p.m.
- ▶ Louisiana Tech at Nevada, 7 p.m.

- ▶ Saint Mary's at Hawaii, 7 p.m.*

Sunday

- ▶ New Mexico State at Sacramento State, 2 p.m. (KSNM-AM 570)
- ▶ San Jose State at Fresno State, 2 p.m.
- ▶ Louisiana Tech at Nevada, 2 p.m.
- ▶ Saint Mary's at Hawaii, 5 p.m.*

Monday

- ▶ New Mexico State at Sacramento State, 3 p.m. (KSNM-AM 570)*

* Non-conference game

Aggies Remain In Baseball Rankings

LAS CRUCES — The New Mexico State baseball team (30-11, 7-2 WAC) is ranked in at least one poll for the fourth consecutive week after sweeping Western Athletic Conference opponent Louisiana Tech this past weekend.

NMSU is No. 25 in the Baseball America and in the Collegiate Baseball Newspaper polls.

The Aggies have won the last 21 out of their last 25 games and were hitting .333 as a team in that time span. The Aggies also lead the league in slugging percentage (.474), runs scored (385), hits (453), RBI (346), doubles (99), home runs (35) and walks (271).

Aggie outfielders having outstanding year

SUN-NEWS REPORT

LAS CRUCES — There is an old adage in baseball that says, "To win you have to score runs, but to score runs you have to first get on base."

The New Mexico State baseball team's three starting outfielders have taken that to heart while helping the Aggies to a 30-11 record, a first-place standing in the Western Athletic Conference and a top 25 ranking throughout the month of April.

Senior left fielder Tanner Waite, junior center fielder Kyle Phillips and senior right fielder Bryan Karraker have combined to score 128 runs, nearly one-third of the Aggies' runs this season. The three have also become one of the best fielding groups in recent Aggie history, something that they all attribute to being good friends.

"The three of us have a lot in common and work pretty well together," said Phillips, a transfer from Edmonds Community College in Washington. "We are always talking after every pitch."

Phillips has 97 putouts on the season to lead the outfielders. Karraker isn't

far behind with 83 while Waite has 58. Karraker said the three don't worry about being out of position because they know they have good speed and, more importantly, good communication.

The main aspect, however, that separates this group of outfielders from others is their knack for getting on base and scoring runs. Waite's on-base percentage of .480, Phillips' .461 and Karraker's .450 places them second, third and fourth respectively in the WAC.

The three have a combined batting average of .309 including 129 total hits. All three players have at least 40 hits on the season. They also have a combined 108 walks on the season. Waite, who is the regular lead-off hitter for NMSU, has 52 walks, the most by any player in the country.

"My main thing as a lead-off hitter is to try and get on base," Waite said. "Because I know there's a lot of good hitters behind me and the more people we have on base for them the better."

Karraker is often placed in the two-hole by head coach Rocky Ward, batting right behind Waite. He also is in the top 40 in the nation in walks with

31 and also has been hit by a pitch a team-leading 11 times.

"When Tanner (Waite) leads off he tends to walk a lot and I get to see a lot of pitches," said Karraker, a Phoenix native. "That helps me get in tune with the pitcher."

Phillips, whose 44 hits is the most by any Aggie outfielder so far this season, usually hits from the middle of the lineup. In most teams that would signify an average hitter, but Phillips understands this NMSU lineup is not like most lineups.

"I feel that in this lineup we're all hitters, from top to bottom," Phillips said. "If any of us were on a different squad we would probably be one of the top guys, you don't find that too often."

Of course, getting on base means nothing if you don't score, but this trio has made sure to take care of the scoring as well.

The three have a combined 129 hits, 108 walks and have been hit by a pitch 20 times meaning they have gotten on base a total of 257 times, not including getting on by an error or a fielder's choice. Their 128 runs scored means they score about half of the time they

get on base, an outstanding percentage.

Waite has 47 of the 128 runs the threesome has scored, which not only puts him first in the WAC in runs scored, but eighth in the nation. Karraker's 45 runs scored is second best in the WAC and puts him 13th in the nation.

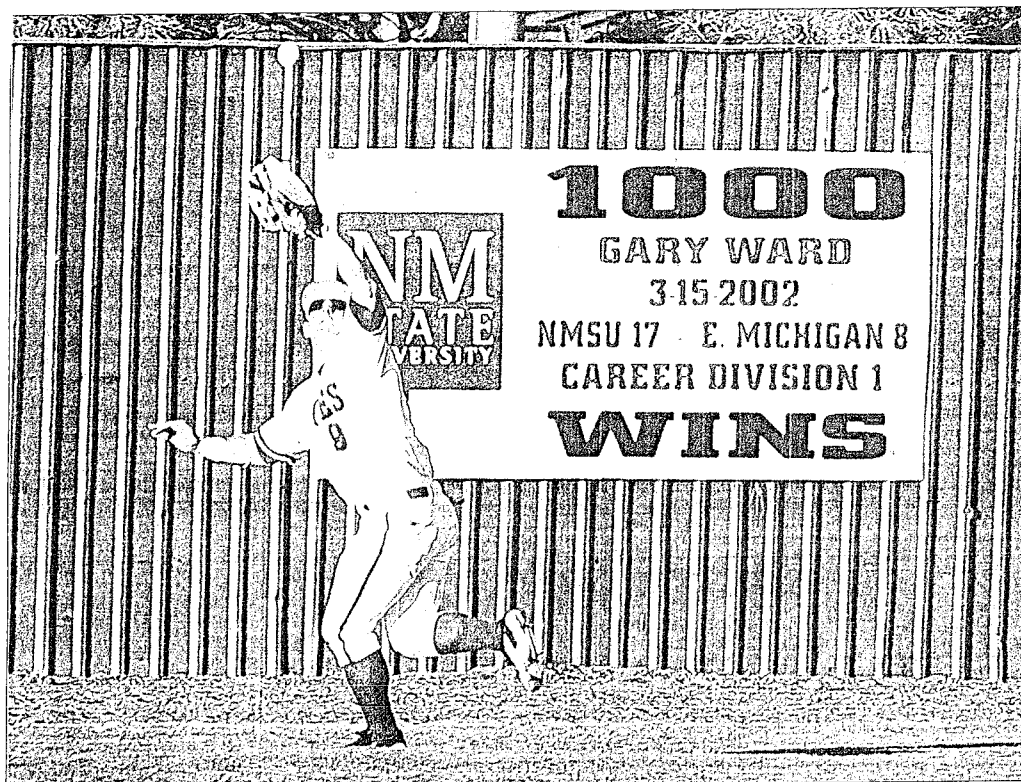
The play of the Aggies' outfielders has not gone unnoticed by the WAC.

Karraker, who hit a two-out walk-off home run on April 20 against Louisiana Tech, was named the Verizon WAC Hitter of the Week for the week of March 5-11. He hit .450 during the week and had an on-base percentage of .577. This was Karraker's second WAC Hitter of the Week honor dating back to last season.

Waite, meanwhile, was named a 2012 Preseason All-WAC selection. The Westminster, Colo., native was also a 2011 first-team All-WAC selection. He hopes the three outfielders continue to feed off each other and improve along the way.

"We have a lot of fun out there and never hit the panic button," Waite said. "We're confident in ourselves and pull for each other."

GETTING IT DONE



COURTESY PHOTO

NEW MEXICO STATE'S BASEBALL TEAM has received several big plays and steady play from Kyle Phillips and the rest of the Aggie outfielders.

Outfielders Lead The Way For No. 25 Aggies

The Las Cruces Sun-News

LAS CRUCES — There is an old adage in baseball that says, "To win you have to score runs, but to score runs you have to first get on base."

The No. 25-ranked New Mexico State baseball team's three starting outfielders have taken that to heart while helping the Aggies to a 30-11 record, a first-place standing in the Western Athletic Conference and a top 25 ranking, heading into a two-game series at No. 3 Baylor that began Friday night.

Senior left fielder Tanner Waite, junior center fielder Kyle Phillips and senior right fielder Bryan Karraker have combined to score 128 runs, nearly one-third of the Aggies' total. The three have also become one of the best fielding groups in recent Aggie history — something that they all attribute to being good friends.

"The three of us have a lot in common and work pretty well together," said Phillips, a

transfer from Edmonds Community College in Washington. "We are always talking after every pitch."

Before Friday, Phillips had 97 putouts on the season to lead the outfielders. Karraker had 83 and Waite had 58.

Karraker said the three don't worry about being out of position because they know they have good speed and, more importantly, good communication.

The main aspect, however, that separates this group of outfielders from others is a knack for getting on base and scoring runs. Waite's on-base percentage of .480, Phillips' .461 and Karraker's .450 placed them second, third and fourth in the Western Athletic Conference.

Before Friday, the three had a combined batting average of .309, including 129 hits. All three players had at least 40 hits and a combined 108 walks. Waite, who is the regular lead-off hitter for NMSU, has 52 walks, the most by any player in the country.

"My main thing as a lead-off hitter is to try and get on base," Waite said. "Because I know there's a lot of good hitters behind me, and the more people we have on base for them, the better."

Karraker is often placed in the two-hole by head coach Rocky Ward, batting right behind Waite. Karraker also is in the top 40 in the nation in walks and also has been hit by a pitch a team-leading 11 times.

"When Tanner (Waite) leads off, he tends to walk a lot and I get to see a lot of pitches," said Karraker, a Phoenix native. "That helps me get in tune with the pitcher."

Phillips, whose 44 hits coming into Friday was the most by any Aggie outfielder this season, usually hits in the middle of the lineup.

"I feel that in this lineup we're all hitters, from top to bottom," Phillips said. "If any of us were on a different squad we would probably be one of the top guys, you don't find that too often."

Of course, getting on base means nothing if you don't score, but this trio has made sure to take care of that job also. They've scored about half of the time they've reached base.

Waite, a 2011 first-team All-WAC selection, hopes the three outfielders continue to feed off each other and improve along the way.

"We have a lot of fun out there and never hit the panic button," Waite said. "We're confident in ourselves and pull for each other."

NCAA-BOUND? With 14 games to play in the regular season, New Mexico State's baseball team is sitting pretty, the Sun-News' Jason Groves writes.

NMSU's RPI could climb from No. 20 even by losing both games at No. 3 Baylor this weekend. The website boydsworld.com predicts the Aggies could go 3-11 with their remaining schedule and still finish with a RPI of 45, which is still a safe-landing area for at-large consideration. The same website says the Aggies could go 6-8 and still finish in the top 32.

NMSU enters the weekend 30-11 on the season with WAC series remaining against Hawaii (4-2 in WAC), Fresno State (1-5) and San Jose State (4-2), not to mention a non-conference game against California-Bakersfield and the May 15 finale against New Mexico with the Rio Grande Rivalry all-sports award at stake. If the Aggies win, the two school schools will be tied, and a drawing will determine the trophy winner. UNM has won it easily in its previous four seasons.



Today

New Mexico State at Baylor, 11:05 a.m.

UNLV at New Mexico, 6 p.m.

Aggies' Voight finalist for shortstop award

New Mexico State senior baseball player Zach Voight has been named as one of 50 finalists on the 2012 Brooks Wallace Shortstop of the Year Award watch list.

The Wallace Award, sponsored by Mizuno, recognizes the nation's top shortstop and will be presented June 30 in Lubbock, as part of the College Baseball Hall of Fame's Night of Champions.

Voight is currently hitting .329 (56-of-170) with a WAC-high 52 RBIs to go along with 10 doubles and seven home runs. He is carrying a .954 fielding percentage with 68 putouts and 98 assists. He has also been in on a team-high 23 double plays and is considered one of the team's leaders.

Rocky Ward Picks Up Career Win #400 as Aggies Win 5-3

Beau Bagley

The New Mexico State baseball team (32-20) held off CSU-Bakersfield to win 5-3 at Hardt Field in Bakersfield, Calif, Wednesday, May 16. The win gives head coach Rocky Ward win No. 400 of his career, which have all been at New Mexico State University.

The Aggies scored five runs in four innings and starting pitcher, junior Casey Collins handled his own throwing seven innings while striking out two batters and giving up two earned runs. Junior third baseman Robert Lecount led the offensive charge going 2-of-4 at the plate with two RBI.

After senior left fielder Tanner Waite tripled to right-centerfield in the third, senior right fielder Bryan Karraker doubled down the leftfield line to pick up an RBI. Lecount would come to the plate with two outs and single through the leftside to bring in Karraker and junior Parker Hipp, who got reached base on balls.

Junior shortstop Bryce Griffin helped the offensive charge with a double down the right field line to bring in senior Kyle Phillips who also got on with a double in the fourth. The Aggies didn't score after that and finished the night with five runs on 10 hits to go along with one error.

CSU-Bakersfield made a push scoring three runs on two in the eighth while NM State's only error helped the Roadrunners cause. CSU-Bakersfield also picked up an RBI on a walk before the Aggies brought in junior right hand pitcher Adam Mott to close out the game. Mott ended up with three strikeouts in one complete inning of work.

Head coach Rocky Ward started his career at NM State in 1997 and has had four straight 30-plus win seasons (2009-12) and two seasons with 40 or more wins (2003 & 2009). He is No. 1 on the all-time wins list at NM State with Jim Kwasny 100 wins behind him in the second spot. Ward has led his team to 80 wins over two seasons (2009-10) and has defeated top ranked teams such as No. 1 Texas Tech in 1997 and No. 5 Arizona in 2012.

The Aggies open a three-game Western Athletic Conference series with San Jose State, Friday, May 18 in San Jose, Calif.

Zac Fisher is award semifinalist

New Mexico State junior catcher Zac Fisher was named one of 12 semifinalists for the 2012 Johnny Bench Award presented by BaseballSavings.com, announced by the Greater Wichita Area Sports Commission yesterday.

The initial watch list started with 43 catchers from across the nation in NCAA Division I baseball and is now down to 12. Fisher is one of two catchers from the Western Athletic Conference to be on the list, the other being Sacramento State's Derrick Chung.

Fisher leads the Aggies with a .360 batting average (73-of-203) heading into the final series of regular season play. He has posted 17 doubles, five home runs and 54 RBI on the season and is hitting .346 in WAC play.

NMSU catcher is award semi-finalist

New Mexico State junior catcher Zac Fisher was named one of 12 semifinalists for the 2012 Johnny Bench Award presented by Baseball-Savings.com.

The initial watch list started with 43 catchers from across the nation in NCAA Division I baseball and is now down to 12. The finalists will be announced June 4. The winner will be announced at the 15th Annual Greater Wichita Sports Banquet on June 28 in Wichita, Kan.

Senior has gotten job done for four years with NMSU

By Teddy Feinberg

TFEINBERG@LCSUN-NEWS.COM

LAS CRUCES — When some pitchers take the mound on the college baseball circuit, they hit the low-90s on the radar gun.

Where the ball ends up is another matter, and can be anyone's guess on that given day.

For Aggies senior Scott Coffman, it's a different approach.

A right-hander who tops off in the mid-80s — high-80s on a good day — Coffman relies on placement and location.

He's not overpowering, yet keeps hitters off balance and is aided by his best pitch, the slider.

Most important, the Albuquerque Academy alum has produced at a high level for four years now at NMSU, while taking to his role as the team's closer.

"I've got to pitch with location, with my slider. Sometimes pitch backwards," Coffman said during a Tuesday afternoon phone interview from Mesa, Ariz., as his team gears up for the 2012 WAC Tournament. "I've gotta keep guys thinking. And outthink guys."

In this sense, Coffman's been the perfect pitcher for the Aggies.

He had an outstanding 2009 season as a freshman — 21 innings, 29 strikeouts, and just five earned runs against as a relief specialist.

His ERA jumped to 4.76 as a sophomore, only to have it drop dramatically in 2011 — a 1.88 mark, to go along with a 3-0 record and nine saves on the year, Coffman was an All-WAC selection, and a Louisville Slugger Preseason All-American going into this his senior season.

Sure enough, Coffman has continued to demonstrate his dominance, working a career-high 39 1/3 innings, sporting a 2.75 ERA and eight saves in 2012.

"It's been a great four years and I couldn't have asked for anything more," he said of his Aggie career. "I came in trying to make a name for myself — I was pretty much un-recruited coming out of high school. I wanted to make New Mexico State my home and my namesake. I think it treated me the best it could."

Coffman has struggled a bit down the stretch of the season, in part because of his workload — while throwing close to 40 innings on the season, nine have come over the past two weeks, when the Aggies have been fighting for the WAC regular-season championship and a No. 1 seed in this week's tournament.

"The 4 2/3's that he threw vs. Fresno State was the biggest of his career under a tremendous amount of pressure," head coach Rocky Ward said when recounting some recent outings from his closer. "And we bring him right back three days later in an almost identical situation against UNM."

During his career, Coffman has demonstrated the attributes of a winner, a pitcher who takes the mound expecting to beat the man in the opposing batter's box.

He comes with his best stuff nearly every time out, and lets the chips fall where they may — and, more often than not, they've dropped on his side of the ledger.

"I think when it comes down to the last inning, last inning and a half, the mindset

WAC Tournament Schedule

New Mexico State's baseball team received a first-round bye and will play either Hawaii or Fresno State in the Western Athletic Conference Baseball Tournament at 8 p.m., on Thursday at Hohokam Stadium in Mesa, Ariz.

Tournament play begins today, with first-round games between No. 4 Hawaii and No. 5 Fresno State, followed by No. 3

Nevada vs. No. 6 Louisiana Tech.

All-session tickets can be purchased online for \$30 at visitmesa.myshopify.com, as well as at the Mesa HoHoKam Box Office.

Below is a list of the tournament's schedule, which is a double-elimination format.



WAC Tournament Schedule

Today

▶ No. 4 Hawaii vs. No. 5 Fresno State, 4 p.m.

▶ No. 3 Nevada vs. No. 6 Louisiana Tech, 8 p.m.

Thursday

▶ Loser's bracket game, Noon

▶ No. 2 Sacramento State vs. Nevada/Hawaii/Fresno State, 4 p.m.

▶ No. 1 New Mexico State vs. Hawaii/Fresno State/Louisiana Tech, 8 p.m.

Friday

▶ Loser's bracket game, Noon

▶ Loser's bracket game, 4 p.m.

▶ Winner's bracket game, 8 p.m.

Saturday

▶ Loser's bracket game, 4 p.m.

▶ Championship game, 8 p.m.

Sunday

▶ If necessary game, 1 p.m.

Coffman a true pitcher



A SOLID FOUR-YEAR CAREER FOR AGGIE SENIOR CLOSER SCOTT COFFMAN has led him and his team back to the Western Athletic Conference Tournament. COURTESY PHOTO

is that you're going onto that field to win. Make the other guy prove you wrong," Coffman said. "That's been a key to my success."

The senior was part of the last Aggie team to make a serious run in the WAC Tournament, advancing to the 2009 championship series before dropping consecutive games to Fresno State, and falling short of the automatic qualifying bid into the NCAA Tournament.

Two years ago, as the No. 2 seed, NMSU dropped its first two games to get eliminated in tourney play, while last year's team, ranked No. 6 in the bracket, also fell in its opening two contests.

"It was a disappointment," Coffman said, harkening back to the 2009 campaign. "Before I left, I wanted that situation over again. I think we've set ourselves up for that to happen."

Teddy Feinberg can be reached at (575) 541-5455. Follow him on Twitter @TeddyFeinberg.

Seven Aggies make All-WAC teams

After finishing the regular season with a share of the Western Athletic Conference title and the number one seed in the WAC Tournament, the NM State baseball team received its most selections ever with seven on the All-WAC teams.

The Aggies had five first team selections, the most of any team in the WAC. Leading the Aggie selections was junior catcher Zac Fisher. Fisher was named first team all-conference after leading the league in batting average (.360) and RBI (57) throughout the entire season.

Senior Tanner Waite earned a first team honor as an outfielder, as he led the nation in walks with 67 heading into the week.

Senior shortstop Zach Voight (.302 batting average, eight home runs), starting pitcher Adam Mott (six wins, 4.48 ERA) and closer Scott Coffman (22 career saves a school record) also made first-team honors.

Second-team Aggies were second baseman Parker Hipp (.345 average) and Tanner Rust (.328).

Staff, wire reports

Aggies make tourney

NMSU earns an at-large bid, will play in NCAA tournament for third time

By Jason Groves

JGROVES@LCSUN-NEWS.COM

LAS CRUCES — There will be a postseason after all for the New Mexico State baseball team.

The Aggies were seeded No. 2 in the Tucson Region and will play No. 3 Louisville on Friday at 5 p.m., on ESPNU and ESPN3.com.

"We went through it but life works out with a purpose sometimes," said Aggies coach Rocky Ward, who led the Aggies to their third NCAA Tournament appearance and their first since 2003.

NMSU (35-22) was selected as an at-large team for the second time (2003) after going 0-2 in the Western Athletic Conference Tournament last week. Yet a RPI rank of 25, 35 wins and a share of the WAC regular season title was a solid body of work.

The NCAA selection committee agreed.

"I came into (Monday) with mixed emotions because we had a good start to the season," Aggies senior pitcher Scott Coffman said. "After it ended in Mesa, we kind of felt like it wasn't over yet and we still had something to prove."

The Aggies enter the NCAA Tournament 5-5 in their last 10 games, but NMSU closed the regular season 5-9.

Yet Ward had a good feeling as the team convened at Las Cruces restaurant The Game on Monday to watch the NCAA Selection Show. That is until the network revealed a list of "Bubble" teams that included New Mexico State in the first segment.

"How can a team be a bubble team if its a No. 2 seed," Ward said. "That was what made me nervous."

In the end, the Aggies' body of work got them in, not to mention their geography in the West.

"I thought we deserved a No. 2 seed but was shocked that they did it," Ward said. "That's important for the psyche of the team that national baseball people did that. They understand how important it is for programs. Baseball is unique in that way."

NMSU was 12-10 this year against NCAA Tournament teams Arizona (Pac 12 champions), New Mexico (Mountain West Tournament champions and co-regular season champion), Sacred Heart (Northeastern Conference Tournament Champion) and Kent State (Mid Atlantic regular season and tournament champion).

The Aggies beat Regional host Arizona twice in March when the Wildcats were ranked No. 5 in the country.

The Aggies went 2-2 against Kent State (No. 3 in Purdue regional) in March and took four from Sacred Heart (No. 4 seed in North Carolina regional) in February.

"We did the bulk of work earlier in the season and I think that helped us," Coffman said. "The teams that we played won when they needed to and we won when we needed to."

Louisville won the Big East regular season at 39-20 on the season, but the Cardinals lost in the second round of the conference tournament. Host Arizona and Big 12 Tournament champion Missouri play in the other regional matchup on Friday.

The Aggies are 1-4 in the NCAA Tournament

while the Cardinals reached the Tournament for the fifth time in six years.

NMSU was a bubble team in 2009 after 44 wins and taking Fresno State to two games in the WAC Tournament championship game, but the Aggies were left sitting home.

"What we have done is try to find a way to compete for a regional appearance once every three or four years," Ward said. "I would like the cycle to be shorter, of course."

Jason Groves can be reached at (575) 541-5459.

Follow him on Twitter @jgroves.

NCAA Baseball Tournament: Tucson Regional schedule

Note: Regional winner faces winner of Chapel Hill Regional.

FRIDAY

▶ No. 3 Louisville vs. No. 2 New Mexico State, 5 p.m., (ESPNU/ESPN3)

▶ No. 4 Missouri vs. No. 1 Arizona, 9 p.m., (ESPNU/ESPN3)

SATURDAY

▶ Game 1 loser vs. Game 2 loser, 5 p.m., (ESPNU/ESPN3)

▶ Game 1 winner vs. Game 2 winner, 9 p.m., (ESPNU/ESPN3)

SUNDAY

▶ Game 3 winner vs. Game 4 loser, 5 p.m., (ESPN3)

▶ Game 4 winner vs. Game 5 winner, 9 p.m., (ESPN3)

MONDAY (IF NECESSARY)

▶ Game 6 winner vs. Game 6 loser, 5 p.m., (ESPNU/ESPN3)



NIKI RHYNES / FOR THE SUN-NEWS

NMSU HEAD BASEBALL COACH ROCKY WARD, right, and the Aggies react during Monday's NCAA Baseball Tournament Selection Show at The Game Sports Bar and Grill. The Aggies learned that they qualified for the tournament for the third time in program history. The Aggies are scheduled to play Louisville on Friday in Tucson, Ariz.