



2019-20 NORTHERN KENTUCKY MEN'S BASKETBALL GAME NOTES

NORTHERN KENTUCKY AT OAKLAND








9-6 OVERALL, 1-2 HORIZON LEAGUE

Jan. 5, 2019 | 3:00 p.m. (ET)
Rochester, Mich. | Athletics Center O'Rena (4,000)
TV/Broadcast: ESPN+
Neal Ruhl (PxP) | Dan Waterstradt (Color)
Radio: ESPN1530 (1530 AM)
Jim Kelch (PxP) | Rick Broering (Color)



6-9 OVERALL, 1-1 HORIZON LEAGUE

LAST GAME STARTERS

0	5	11	12	15
				
Silas Adheke So. 4.5 PPG 5.3 RPG 61.2 FG%	Bryson Langdon So. 7.4 PPG 2.3 RPG 3.6 APG	Jalen Tate R-Jr. 9.4 PPG 4.6 RPG 4.6 APG	Trevon Faulkner So. 12.1 PPG 4.1 RPG 2.4 APG	Tyler Sharpe Sr. 15.5 PPG 3.2 RPG 2.3 APG

FASTBREAK POINTS

Northern Kentucky Points

- NKU faltered for the second-straight game, dropping a 66-58 decision at Detroit Mercy on Friday.
- NKU stays in the Motor City where it continues a four-game road swing against Oakland. The Norse are 11-11 all-time against the Golden Grizzlies, including a 6-4 mark in Rochester, Michigan.
- In addition to the current four-game road trip, the Norse are in the midst of a stretch of seven of nine being contested away from BB&T Arena.
- The Norse were picked to finish second in the Horizon League, receiving 295 points and five first-place votes. Wright State was picked first with 350 points and 28 first-place votes.
- NKU has been the most dominant team in the Horizon League over the last three seasons, amassing a 47-17 mark against league foes while winning four of the combined six league championships (regular season and tournament).
- Since the start of the 2016-17 season, NKU is a combined 81-36 (.692), has won the Horizon League regular season twice (2018, 2019) and league tourney twice (2017, 2019), and has played in both the NCAA Tournament (2017, 2019) or NIT (2018) every year. No other team in DI history has registered this level of accomplishments in its first three years with active status.
- NKU is coming off of its second trip to the NCAA Tournament in the last three years, where it fell 72-57 to No. 3 Texas Tech, which finished as the national runner-up.
- NKU has been stingy on the defensive end, holding teams to 65.7 points per game, and makes its hay with the nation's 11th-best 3-point field-goal shooting defense, limiting foes to just 26.6 percent.
- The Norse have ripped off 128 steals so far, a total that ranks 22nd in the nation. The team's 8.5 steals per game also rank 51st.
- Offensively, the Norse are letting it rain from long range this year. The team ranks 13th in the country in 3-point field-goal attempts (406) and 32nd in made threes (131).
- NKU is in the first year of the Darrin Horn era, as the Kentucky native is just the sixth head coach in the 49th season of the program. In his 10th year as a head coach, Horn has a career record of 180-117.

Norse Points

- G **Tyler Sharpe**, a Preseason All-Horizon League Second-Team honoree, is second on the team in scoring, pouring in 15.5 ppg and has made 38 threes on the season, which ranks 59th in the country.
- Though only in his third season as a Norse, Sharpe moved into the top-50 all-time scorers at NKU with his 18-point showing at Missouri. He now ranks 33rd with 946 points as a Norse.
- After missing 10 games with a hand injury, G **Jalen Tate** returned against Green Bay and scored a team-best 11 points on 5-for-10 shooting. He followed with another 11-point outing at Detroit Mercy and is averaging 9.4 points, 4.6 rebounds and 4.6 assists per game.
- G **Trevon Faulkner** is one of four returning starters for NKU this year. The sophomore guard is averaging 12.1 points, 4.1 rebounds, 2.4 assists and 1.5 steals per game.
- G **Bryson Langdon** has started the last 12 games for Northern Kentucky and averaged 4.3 assists in the outings.
- W **Adham Eleeda** poured in a career-best 14 points behind 5-for-10 field-goal shooting and 4-for-9 shooting from long range at Detroit Mercy.
- Eleeda has shot 40 percent (6-of-15) from three over the last three games.
- F **Dantez Walton** was averaging a team-best 18.4 ppg on the strength of 54 percent shooting, which includes 42 percent from 3-point range, prior to being sidelined with an injury.
- In his last seven games against DI foes, Walton averaged 24.9 points while shooting 59 percent from the floor and 52 percent from behind the arc.
- Walton has 871 career points, No. 38 all-time at NKU.



SCHEDULE

Date	Opponent	Time (ET)/Result
October		
Oct. 30	Transylvania (Ex.)	W, 71-45
November		
Nov. 5	UC Clermont	W, 105-55
Nov. 8	@ Missouri	L, 56-71
Nov. 12	@ Coastal Carolina	W, 69-68
Nov. 17	Coppin State^	W, 82-70
Nov. 20	@ Ball State	W, 59-57
Nov. 23	Texas Southern^	L, 96-98 (2 OT)
Nov. 25	Midway (Ky.)^	W, 86-56
Nov. 30	@ Arkansas	L, 60-66
December		
Dec. 3	@ Miami (Ohio)	W, 76-54
Dec. 8	Eastern Kentucky	W, 76-57
Dec. 15	Illinois State	W, 79-64
Dec. 21	@ UNC Greensboro	L, 50-67
Dec. 28	Milwaukee*	W, 74-64
Dec. 30	Green Bay*	L, 59-73
January		
Jan. 3	@ Detroit Mercy*	L, 58-66
Jan. 5	@ Oakland*	3:00 p.m.
Jan. 10	@ UIC*	7:00 p.m.
Jan. 12	@ IUPUI*	2:00 p.m.
Jan. 16	Youngstown State*	7:00 p.m.
Jan. 18	Cleveland State*	7:00 p.m.
Jan. 24	@ Wright State*	9:00 p.m.
Jan. 31	@ Green Bay*	TBD
February		
Feb. 2	@ Milwaukee*	2:00 p.m.
Feb. 6	Oakland*	7:00 p.m.
Feb. 8	Detroit Mercy*	7:00 p.m.
Feb. 14	IUPUI*	7:00 p.m.
Feb. 16	UIC*	2:00 p.m.
Feb. 20	@ Cleveland State*	7:00 p.m.
Feb. 22	@ Youngstown State*	2:00 p.m.
Feb. 28	Wright State*	7:00 p.m.
March		
March 3	Horizon League Championship &	TBD
March 5	Horizon League Championship &	TBD
March 9	Horizon League Championship %	TBD
March 10	Horizon League Championship %	TBD

^ Collegiate Hoops Roadshow Presented by Atmosair (Norse Regional)

* Horizon League Contest
& Horizon League Championship First Round & Quarterfinals at Higher Seed
% Horizon League Championship at Indiana Farmers Coliseum in Indianapolis, Ind.

ATHLETIC COMMUNICATIONS

Assistant AD for Communications:

Bryan McEldowney

Email: mceldowneb1@nku.edu

Office Phone: (859) 572-5470

Cell Phone: (937) 478-5027

Fax: (859) 572-7956

Best Time to Reach Coach:

Contact Bryan McEldowney

Director of Comm. (Video): Brad Pope

Asst. Athletic Comm. Dir.: Chloe Smith

Athletic Comm. GA: Robby Johnson

NORTHERN KENTUCKY MEN'S BASKETBALL ROSTER AND PRONUNCIATION GUIDE

Numerical

No.	Name	Pos.	Ht.	Wt.	Yr.	Hometown/High School/Previous School
0	Silas Adheke	F	6-8	245	R-Jr.	Lagos, Nigeria/Hamilton Heights (Tenn.)/Evansville/Eastern Fla. State
1	Adham Eleeda	W	6-5	200	Jr.	Toronto, Canada/Trinity CC/Sheridan CC
2	Paul Djoko	G	6-4	200	R-So.	Strasbourg, France/Champagne Chalons Reims
3	Tre Cobbs	G	6-0	190	R-Jr.	Lima, Ohio/Lima Central Catholic
4	Adrian Nelson	F	6-7	220	So.	Pickerington, Ohio/Pickerington Central
5	Bryson Langdon	G	5-9	190	So.	Chicago, Ill./Kenwood HS/Arizona Western
10	John Harge	F	6-8	220	Fr.	Aurora, Colo./Smoky Hill/Hillcrest Prep
11	Jalen Tate	G	6-6	170	R-Jr.	Pickerington, Ohio/Pickerington Central
12	Trevon Faulkner	G	6-3	195	So.	Harrodsburg, Ky./Mercer County
14	Karl Harris	W	6-5	185	Gr.	Chicago, Ill./De La Salle/La Salle/Northern Arizona
15	Tyler Sharpe	G	6-0	195	Sr.	Mt. Washington, Ky./Bullitt East/Louisville
30	Bryant Mocaby	W	6-6	210	So.	Derby, Kansas/Derby
32	Dantez Walton	F	6-6	215	Sr.	Lima, Ohio/Lima Central Catholic
44	David Wassler	C	6-10	235	So.	Cincinnati, Ohio/St. Xavier

Staff

Head Coach	Darrin Horn (1st Season/10th overall, Western Kentucky '95)
Assistant Coach	Eric Haut (1st Season, Kent State '04)
Assistant Coach	David Harris (1st Season, Ashland '13)
Assistant Coach	Simon McCormack (1st Season, American '12)
Dir. of Basketball Ops.	Matt Rea (1st Season, Middlebury '14)
Video Coordinator	Joey Kizel (1st Season, Michigan State '14)
Graduate Assistants	Jay Slone, Isiah Price
Strength & Conditioning Coach	Brian Boos
Assistant Athletic Trainer	Zach Malecki

PRONUNCIATION GUIDE

Silas Adheke	sigh-liss uh-deck-ee
Tre Cobbs	tray
Paul Djoko	joe-coe
Adham Eleeda	ad-em uh-lee-duh
Trevon Faulkner	tray-vonn
Bryant Mocaby	mock-uh-bee
Dantez Walton	dan-tez

2019-20 HORIZON LEAGUE STANDINGS

School	Conference	Overall
Wright State	3-0	13-3
Youngstown State	2-0	9-6
Green Bay	2-1	7-9
Oakland	1-1	6-9
Cleveland State	1-1	5-10
Detroit Mercy	1-1	3-12
Northern Kentucky	1-2	9-6
Milwaukee	1-2	6-9
UIC	1-2	6-10
IUPUI	0-3	4-12

*As of games played Jan. 3

ALL-HORIZON LEAGUE HONORS

First Team	Yr.	Pos.	School
Antoine Davis	So.	G	Detroit Mercy
Jalen Tate	R-Jr.	F	Northern Kentucky
Xavier Hill-Mais	Sr.	G	Oakland
Tarkus Ferguson	Sr.	G	UIC
Loudon Love	Jr.	C	Wright State

Second Team	Yr.	Pos.	School
JayQuan McCloud	R-Sr.	G	Green Bay
Tyler Sharpe	Sr.	G	Northern Kentucky
Markus Ottey	Sr.	G	UIC
Bill Wampler	Sr.	F	Wright State
Darius Quisenberry	So.	G	Youngstown State

Preseason Player of the Year

Antoine Davis, Detroit Mercy

HORIZON LEAGUE PRESEASON POLL

Rank (1st Place Votes)	Pts
1. Wright State (28)	350
2. Northern Kentucky (5)	295
3. UIC (1)	280
4. Oakland (1)	229
5. Green Bay	207
6. Youngstown State	186
7. Milwaukee	146
8. Detroit Mercy	133
9. IUPUI	92
10. Cleveland State (1)	62

THE OTHER TOP-25 (MID-MAJOR MADNESS)

As of: Dec. 30, 2019

Rk. Tm.	Rcd.	Change
1 Gonzaga	13-1	—
2 San Diego State	13-0	1
3 Dayton	10-2	-1
4 Saint Mary's	13-2	—
5 BYU	11-4	1
6 Utah State	13-2	2
7 VCU	10-3	-2
8 Northern Iowa	11-1	2
9 New Mexico	13-2	—
10 ETSU	12-2	3
11 Rhode Island	8-3	1
12 Yale	10-3	8
13 Furman	11-3	2
14 UNC Greensboro	11-3	8
15 Saint Louis	11-2	3
16 San Francisco	11-3	8
17 Richmond	10-3	-10
18 Liberty	14-1	-2
19 Vermont	8-5	-2
20 Louisiana Tech	9-3	NR
21 George Mason	11-1	—
22 Harvard	9-4	3
23 Wright State	11-3	NR
24 Kent State	10-2	NR
25 Duquesne	10-2	-11

Receiving Votes:

COLLEGEINSIDER.COM MID-MAJOR TOP-25

As of: Dec. 30, 2019

Rk. Tm.	Rcd.	Pts.	Prev.
1. Gonzaga (31)	13-1	775	1
2. Liberty	14-1	709	2
3. Saint Mary's	13-2	701	4
4. Northern Iowa	11-1	697	3
5. ETSU	12-2	637	5
6. Yale	10-3	594	6
7. UNCG	11-3	567	7
8. Stephen F. Austin	11-2	538	8
9. Furman	11-3	495	9
10. BYU	11-4	463	11
11. Kent State	10-2	462	10
12. Belmont	9-4	416	12
13. Wright State	11-3	378	13
14. Harvard	9-4	350	14
15. Santa Clara	13-2	310	15
16. San Francisco	11-3	293	21
17. Vermont	8-5	240	16
18. Delaware	11-3	221	17
19. Bowling Green	8-4	179	18
20. Colgate	9-4	134	20
21. Penn	6-4	116	22
22. Drake	10-3	79	NR
23. Buffalo	8-4	77	23
24. Hofstra	11-4	75	NR
25. New Mexico State	9-6	54	NR

Receiving Votes: Toledo 46, Akron 43, Northern Kentucky 37, Evansville 36, UCSB 35, Arkansas State 34, Pacific 29, Hofstra 21, Southern Utah 24, Eastern Michigan 21, Loyola 20, Georgia State 18, Bradley 16, Eastern Washington 11, Montana State 11, Sacramento State 10, Western Carolina 10, Indiana State 9, Ball State 7, UC Irvine 6, Wofford 6, Murray State 5, North Dakota State 5, Sam Houston State 5, Bryant 4, Rider 3, Cal Baptist 1, St Francis PA 1

NOTES

LAST GAME: DETROIT MERCY

NKU led early, 9-0 and then 16-4, but gave up 14 unanswered points to let Detroit Mercy back into the game. Northern Kentucky settled and took a 27-26 advantage into intermission. After **Jalen Tate** scored the first basket of the second half, the Titans rattled off an 11-2 run and never trailed after that. NKU shot 33 percent (19-of-57) from the floor and 27 percent (7-of-26) from three, but allowed UDM to make 49 percent (25-of-51) of its field goals despite limiting it to 27 percent (4-of-15) from three. The Norse forced more turnovers (20-15), but were edged in points off the miscues, 23-14. **Adham Eleeda** tallied a career-high 14 points to pace Northern Kentucky; **Trevon Faulkner** and Tate also reached double figures with 13 and 11, respectively.

SCOUTING: OAKLAND

Oakland is 6-9 overall and 1-1 in Horizon League play, which includes a blowout win against Detroit Mercy and blowout loss in its last game versus Wright State. Preseason All-Horizon League First Team member Xavier Hill-Mais leads the team in both scoring (15.4 ppg) and rebounding (7.7 rpg). Daniel Oladipo is second in both categories, contributing 10.4 points and 6.0 rebounds. As a team, the Golden Grizzlies score at a 64.0 points per game clip, but surrender 67.1.

SERIES STUFF

Northern Kentucky and Oakland have a history that dates back to the 1977-78 season and the teams are deadlocked at 11 wins apiece. The Norse have won the last two matchups, but the Golden Grizzlies own a 5-4 mark as members of the Horizon League. Neither team has fared well on its home court, as NKU is 6-4 all-time at Oakland and Oakland is 7-3 at NKU.

A NEW ERA

The 2019-20 Norse embark on a new era of basketball, as **Darrin Horn** takes over the reins as the sixth head coach in program history. Horn is no stranger to the Bluegrass State. Not only is he a product of Lexington's Bates Creek HS, where he led the program to its only state championship game, Horn played for Western Kentucky, scoring 1,115 career points and leading the Hilltoppers to three-straight NCAA Tournaments between 1993-95, including a Sweet 16 appearance in 1993, and the 1992 NIT. Horn later served as head coach of WKU from 2003-08, amassing a 111-48 record across the five seasons and guiding the Hilltopper to a pair of NIT appearances along with an NCAA Tournament bid in which Western Kentucky reached the Sweet 17. In his 10th year as a head coach, Horn's career record sits at 180-116 taking into account a 60-63 mark as head coach at South Carolina and 9-6 record with the Norse.

NON-CON ROAD TESTED

NKU's road non-conference schedule grades out as its toughest in the DI-era. As of Jan. 4, Northern Kentucky's road non-conference opponent has an average KenPom rank of 110.0. Both the 2012-13 and 2017-18 non-con road schedules had an average ranking of 133. Northern Kentucky went 3-3 in its nonconference road games with the team's wins coming against Coastal Carolina (KenPom No. 172), Ball State (113) and Miami (Ohio) (208). All three of its three road losses came to teams ranked in the top-85 of KenPom, Missouri (53), Arkansas (31) and UNC Greensboro (83). The Norse last

won three nonconference true road games in the 2016-17 season when they won four. That season, NKU went 12-9 combined in road and neutral-site contests, which includes winning the Horizon League Tournament Championship and making the NCAA Tournament for the first time as a DI program.

HOME SWEET HOME

Northern Kentucky has turned BB&T Arena into a tough venue for opponents. The Norse ...

- are 6-2 at BB&T Arena this year
- are 47-7 (.870) at home since the 2016-17 season

The Norse had 17 home wins last year, which tied for the most in a single season in program history. NKU posted a perfect 17-0 mark in the 1982-83 campaign.

Northern Kentucky sold a program-record 1,409 season tickets this year, eclipsing last year's mark and prior record of 1,322.

GRAND THEFT NORSE

NKU ranks among the nation's leaders in steals, ripping off 128 steals so far, a total that ranks 22nd in the country. The team's 8.5 steals per game also ranks 51st. The Norse register a steal in 10.8 percent of its opponents' possessions, a mark that is 75th-best nationally. **Tyler Sharpe** has a team-high 28 steals, which ranks 49th in the nation, and **Trevon Faulkner** (22) ranks 152nd. Including Sharpe (1.9 spg) and Faulkner (1.5), **Jalen Tate** (1.6), **Dantez Walton** (1.4) and **Bryson Langdon** (1.1) give NKU five players averaging at least 1.0 spg.

LET IT RAIN

The Norse have not been bashful when it comes to shooting the 3-ball. NKU has attempted 406 threes on the season (13th in nation), which equates to 47.2 percent of its field-goal attempts (17th-most in country). Northern Kentucky is making 32.3 percent of those attempts, which has an approximate effective field-goal percent of 50. Currently, the Norse are averaging 8.7 made treys a game (70th in nation). Four Norse have hit 10 or more on the season, led by **Tyler Sharpe's** 38. **Dantez Walton** has made 30, **Bryson Langdon** sits at 16 and **Trevon Faulkner** and **Adham Eleeda** have each converted 14. **Karl Harris** (9) isn't far off.

BUILDING DEPTH

While NKU returned four starters and 10 players from last season's Horizon League regular-season co-championship and league tournament championship team, the Norse have used the first half of the season to build depth on the team due in part to a pair of key injuries. The four returning starters, **Dantez Walton** (1,818 minutes), **Jalen Tate** (1,719), **Tyler Sharpe** (1,583) and **Trevon Faulkner** (717), combined for 5,837 minutes played entering the year. The other 10 players on the roster had played a combined 2,021 minutes at the Division I level entering the season, with **Karl Harris** (852) and **Paul Djoko** (546) seeing the bulk of those minutes. Injuries to Tate and Walton have missed a combined 14 games so far this season, providing more opportunity for NKU's unseasoned roster to gain valuable on-court experience.

PRESEASON HONORS

Jalen Tate and **Tyler Sharpe** each made appearances on the Preseason All-Horizon League Teams. Tate was named to the preseason first team after averaging 13.7 points, 4.4 rebounds and 4.2 assists per game a year ago. Tate made an appearance on the preseason second team last year. For Sharpe, this marks the first preseason superlative, as the sharpshooting guard earned a spot on the second team. Sharpe closed the 2018-19 campaign averaging 14.4 points on the strength of 90 made threes, which ranked 73rd-most in the nation.

DEFYING PRESEASON PROGNOSTICATIONS

Northern Kentucky was picked to finish second in the preseason poll for the third-straight year, but NKU has made a habit of defying the preseason rankings, finishing better than its predicted place in each of its first four seasons in the Horizon League and winning two regular-season crowns.

Year	Prediction	Finish	Record
2019-20	2nd	TBD	1-1
2018-19	2nd	t-1st	13-5
2017-18	2nd	1st	15-3
2016-17	7th	t-3rd	12-6
2015-16	10th	7th	5-13

UNPRECEDENTED SUCCESS

Northern Kentucky has been an NCAA Division I member for eight years, but is in just its fourth season with active status. The Norse have strung together a level of success never before seen in a program's first three seasons as active DI members. NKU's unprecedented success the last three years includes two NCAA Tournament Appearances ('17, '19), one NIT Appearance ('18), two Horizon League Regular-Season Titles ('18, '19) and two Horizon League Tournament Titles ('17, '19).

Five other schools have come close to matching this success:

- Alcorn State participated in the 1980, 1982, 1983 and 1984 NCAA Tournaments, as well as the 1985 NIT, reaching the postseason in five of its first six seasons with active status. That number grows to six in seven years if the team's 1979 NIT appearance is included, but ASU was still reclassifying that year and ineligible for NCAA appearances.
- North Dakota State won a regular-season crown, league tournament championship and went to the NCAA tournament in its first season (2009), but failed to post a winning record in its next two seasons.
- Beginning in 1970, Long Beach State won four-consecutive Pacific Coast Athletic Association (now the Big West) regular-season titles and earned appearances in the NCAA tournament, but the Big West did not sponsor a league tourney until the mid-1970s.
- FGCU won the Atlantic Sun Tournament and made the NCAA tourney in its second season (2013), when it reached the Sweet 16, but only won one regular-season crown (2014) during that time.
- Seattle played in the 1952 NIT, which was one season before being recognized with active Division I status. It then played in the 1953 NCAA Tournament. However, Seattle did not have membership in a conference.

NOTES

KINGS OF THE HORIZON

Northern Kentucky earned a share of the 2019 Horizon League regular-season championship with a 13-5 league mark, tied with Wright State. The championship is the second-straight regular-season title for the Norse, who took the 2018 crown with a 15-3 league mark. Between the six combined regular-season and tournament titles available the last three years, NKU has won four of the championships.

Since the start of the 2016-17 season, NKU has been the class of the Horizon League and owns a 47-17 record (.734) against league foes. The total includes a 15-6 mark during the 2016-17 campaign, 15-4 mark in 2017-18 and 16-5 record last year. In that same span, Wright State (46-18) and Oakland (38-23) are 1.0 and 7.5 games behind, respectively.

POLLING

Over the course of the last three years, Northern Kentucky has become a fixture in the two mid-major polls, the College Insider Mid-Major Top-25 Poll and The Other Top-25 Poll, which is presented by Mid-Major Madness. NKU finished the 2018-19 campaign 23rd in College Insider's poll and receiving votes in Mid-Major Madness's. NKU found itself in the receiving votes category of the College Insider poll for the first five weeks this year, before checking in at No. 24 on Dec. 9 and No. 22 on Dec. 16. NKU is back receiving votes for the second-straight week.

The Norse reached a program-record No. 10 on Dec. 4, 2017 in College Insider's poll, while a No. 18 ranking in the Mid-Major Madness poll on Nov. 20, 2017 is the program-best in that poll.

MILESTONE TRACKER

Career rankings at NKU ...

Scoring

31.	Tony Faehr	952
32.	Dennis Gagai	950
33.	Tyler Sharpe	946
38.	Jesse Rupe	889
39.	Dantez Walton	871
50.	Carl Mitchell	757
NR	Jalen Tate	692

3-Point Field Goals Made

12.	Tyler Sharpe	174
19.	Dantez Walton	126

Rebounds

25.	Dantez Walton	448
-----	----------------------	------------

Assists

24.	Jalen Tate	229
35.	Dantez Walton	169

Blocked Shots

18.	Dantez Walton	50
t25.	Jalen Tate, Chris Wall	43
t43.	Paul Djoko, Gavin Ludgood	25

Steals

21.	Tyler Sharpe	106
26.	Jalen Tate	96
38.	Dantez Walton	78

Games Played

t37.	Dantez Walton	107
------	----------------------	------------

#HLMBB PLAYER OF THE WEEK

Dantez Walton became the first player in 30 years to win back-to-back-to-back Nike Horizon League Men's Basketball Player of the Week

honors since Dayton's Negele Knight did so between Jan. 28-Feb. 11, 1990. **Tyler Sharpe** followed suit on Dec. 16, giving NKU four-straight league player of the week honors. Oakland was the last team to earn four in a row when three players combined to sweep the award in Dec. 2017.

Player	Week
Dantez Walton	Nov. 25
Dantez Walton	Dec. 2
Dantez Walton	Dec. 9
Tyler Sharpe	Dec. 16

WALTON'S WALTZIN'

Dantez Walton has steadily increased his role for NKU across his four seasons, improving from 5.3 ppg and 3.4 rpg as a sophomore to 11.5 ppg and 5.5 rpg as a junior. Now in his senior campaign, he's averaging 18.4 points and 7.2 rebounds per game.

The senior hit the century mark in games played as a Norse this year and has now appeared in 107 contests. NKU has amassed a 81-35 record during Walton's four seasons.

The senior was playing at another level prior to suffering a chest injury, which has him sidelined for an indefinite period. Walton reached the 30-point mark in three-straight games against DI competition. He has two 30-point double-doubles, 33 points and 10 rebounds versus Texas Southern and 30 points and 10 boards at Arkansas, to go along with a 32-point, eight-rebound effort at Miami (Ohio).

30-FOR-30

In the last 10 games, **Dantez Walton** and **Tyler Sharpe** have combined to post 30-point performances six times. Walton became the first Norse in 19 years to record at least three 30-point outings in a single season, only to be joined shortly after by Sharpe. Walton posted three such efforts within a four-game stretch between Nov. 23-Dec. 3. Sharpe joined Walton with three straight between Dec. 15-28 in NKU's contests against Illinois State (30), UNC Greensboro (33) and Milwaukee (31).

Walton (3) and Sharpe (3) join Drew McDonald (4) and Taylor Persons (2) as the only Norse with multiple 30-point games in the DI-era. However, McDonald never had more than two in a single season. His came in the 2018-19 and 2016-17 seasons, while Persons had a pair in 2014-15. Craig Sanders, who McDonald surpassed as NKU's career scoring leader last season, posted five 30-point performances in the 2001-02 season. Sanders' five 30-point scoring efforts came in the final 15 games of the season, between Jan. 5 and Feb. 28.

UTSA has seven 30-point performances to lead the country. NKU is just one behind with six, while Marquette and CSUN have five.

SHARPE AS STEAL

After **Tyler Sharpe** was one of the nation's best walk-ons as a sophomore (2017-18), amassing 209 points (second only to Hawaii's Brocke Step-teau's 265 points), he earned a scholarship for the Norse as a junior.

Sharpe showed continued development during that junior campaign, averaging 14.4 points per game, with seven 20-point showings that included a stellar 23-point outburst against Texas Tech in the NCAA Tournament. His 90 made threes on

the year were 70th-most in the country. He also swiped 52 steals, 119th-best in the land.

Sharpe recently posted three-straight 30-point outings. Against Illinois State he made 10-of-17 shots and 5-of-8 3-point attempts on his way to exactly 30 points. Then, he posted 33 points behind six treys at UNC Greensboro, which features one of the nation's stiffest scoring defenses (10th). For an encore, Sharpe tallied 31 points against Milwaukee. He entered NKU's list of top-50 scorers all-time this year and is currently No. 33 with 946 career points. Sharpe is averaging 15.5 points per game.

TAKEN BY TATE

Redshirt-junior **Jalen Tate** continues the trend of Norse improving during their time in Highland Heights. The two-time Horizon League All-Defensive Team honoree improved on freshman averages of 5.7 points and 2.3 rebounds per game to 13.7 points, 4.4 rebounds and 4.2 assists per outing as a sophomore.

This year, he was named to the Preseason Horizon League First Team and is averaging 9.4 points, 4.6 rebounds and 4.6 assists per game for the Norse. Tate returned to the court against Green Bay after being sidelined for 10 games with a hand injury. He totalled 11 points on 5-for-10 shooting in the game.

TATE & LOU HENSON

Jalen Tate is on the Lou Henson Award Pre-season Watch List. The Lou Henson Award is presented annually to the nation's best mid-major player. Tate's inclusion marks the third-straight year NKU has had representation on the award's preseason watch list. In each of the last two years, Drew McDonald's name was called. McDonald was named a Lou Henson All-American both seasons as well. Will Tate have a similar fate?

ON TREVON

As a freshman, **Trevon Faulkner** was a steady presence for the Norse, averaging 4.7 ppg behind 59.1 percent shooting (68-of-115).

In NKU's 2019 Motor City Madness quarterfinal game, Faulkner poured in a then-career-high 20 points on the strength of 8-of-13 shooting. He was also tasked with guarding Detroit Mercy's scoring sensation Antoine Davis. While Davis still scored 30 points, it took 29 shots for the nation's third-leading scorer to hit the 30-point plateau with Faulkner in his pocket.

In his sophomore campaign, Faulkner is averaging 12.1 points, 4.1 rebounds, 2.4 assists and 1.5 steals per game. Faulkner went for a career-high 24 points behind 9-of-16 shooting against Texas Southern.

LANGDON DROPPING DIMES

Guard **Bryson Langdon** entered the starting lineup 12 games ago and is averaging 4.3 assists per game in his starts. On the season, he's handing out 3.6 assists per outing while also contributing 7.4 points per game.

2019-20 NKU RECORDS

SCORING/REBOUNDING/ASSISTS

Double-Figure Scoring Games (43): Tyler Sharpe (11), Trevon Faulkner (10), Dantez Walton (7), Karl Harris (4), Bryson Langdon (3), Jalen Tate (3), Silas Adheke (2), Adham Eleeda (2), Adrian Nelson (1)

Double-Figure Rebounding Games (7): Silas Adheke (2), Dantez Walton (2), Adrian Nelson (2), Karl Harris (1)

Double-Figure Assist Games (0):

20+ Scoring Games (12): Dantez Walton (4), Tyler Sharpe (4), Karl Harris (2), Bryson Langdon (1), Trevon Faulkner (1)

30+ Scoring Games (6): Dantez Walton (3), Tyler Sharpe (3)

Double-Doubles/Pts.-Reb. (3): Dantez Walton (2), Karl Harris (1)

Triple-Doubles (0):

SEASON BREAKDOWN

Leading at the half:	7-1
Trailing at the half:	1-5
Tied at the half:	1-0
In Overtime:	0-1

NKU Shooting 50% or better:	5-0
NKU Shooting between 40-49.9%:	2-1
NKU Shooting less than 40%:	2-5
Opponents shoot 50% or better:	0-0
Opponents shoot between 40-49.9%:	4-6
Opponents shoot less than 40%:	5-0

NKU outrebounds its opponent:	7-0
Opponent outrebounds NKU:	2-6
Teams are tied in rebounds:	0-0

NKU Scoring 50 points or less:	0-1
NKU Scoring 51-59 points:	1-3
NKU Scoring 60-69 points:	1-1
NKU Scoring 70-79 points:	4-0
NKU Scoring 80-89 points:	2-0
NKU Scoring 90-99 points:	0-1
NKU Scoring 100 or more points:	1-0

Allowing 50 points or less:	0-0
Allowing 51-59 points:	5-0
Allowing 60-69 points:	3-3
Allowing 70-79 points:	1-2
Allowing 80-89 points:	0-0
Allowing 90 points or more:	0-1

Game is decided by 1-4 points:	2-1
Game is decided by 5-10 points:	1-2
Game is decided by 11-20 points:	3-3
Game is decided by 21 points or more:	3-0

Playing at night:	8-5
Playing in the morning or afternoon:	1-1

One Norse score in double figures:	0-1
Two Norse score in double figures:	3-1
Three Norse score in double figures:	4-4
Four Norse score in double figures:	0-0
Five or More Norse score in double figures:	2-0

In November:	5-3
In December:	4-2
In January:	0-1
In February:	0-0
In March:	0-0

On Sunday:	3-0
On Monday:	1-1
On Tuesday:	3-0
On Wednesday:	1-0
On Thursday:	0-0
On Friday:	0-2
On Saturday:	1-3

LAST TIME THAT...

NKU scored 100 points or more: Nov. 5, 2019 - NKU 105, UC Clermont 55 at Highland Heights, Ky.

NKU allowed 100 points or more: Nov. 13, 2015 - No. 23 West Virginia 107, NKU 61 at Morgantown, W.Va.

NKU scored 90-99 points: Nov. 23, 2019 - NKU 96, Texas Southern 98 (2 OT) at Highland Heights, Ky.

NKU allowed 90-99 points: Nov. 23, 2019 - NKU 96, Texas Southern 98 (2 OT) at Highland Heights, Ky.

NKU scored 80-89 points: Nov. 25, 2019 - NKU 86, Midway 56 at Highland Heights, Ky.

NKU allowed 80-89 points: March 6, 2019 - NKU 99, Detroit Mercy 88 at Highland Heights, Ky.

NKU shot better than 50 percent from the field: Dec. 15, 2019 - 52.8 percent (28-of-53) vs. Illinois State; NKU 79, Illinois State 64

NKU shot better than 60 percent from the field: Nov. 27, 2018 - 62.7 percent (37-of-59) at Morehead State; NKU 93, Morehead State 71

NKU shot better than 60 percent in a half: Dec. 15, 2019 - 60.7 percent (17-of-28) first half vs. Illinois State; NKU 79, Illinois State 64

NKU shot better than 70 percent in a half: Dec. 8, 2019 - 70.8 percent (17-of-24) second half vs. Eastern Kentucky; NKU 76, Eastern Kentucky 57

NKU made at least 15 3-pointers: 15-for-40 on Nov. 23, 2019 (NKU 96, Texas Southern 98 (2OT) at Highland Heights, Ky.)

NKU did not make a 3-pointer: Jan. 2, 2009 against Bellarmine at Louisville, Ky. (0-for-12)

NKU won the rebounding battle in five or more games in a row: 8, Nov. 30, 2016 - Dec. 29, 2016

NKU made 10 or more shots in a row: 10 at Morehead State, Nov. 27, 2018 (NKU 93, Morehead State 71)

NKU handed out 20 or more assists in a game: 21 vs. Coppin State, Nov. 17, 2019 (NKU 82, Coppin State 70)

NKU handed out 20 or more assists in consecutive games: 21 at Oakland, Jan. 3, 2019 (NKU 74, Oakland 76) and 23 at Detroit Mercy, Jan. 5, 2019 (NKU 95, Detroit Mercy 73)

NKU handed out 30 or more assists in a game: 33 vs. Detroit Mercy, Feb. 7, 2019 (NKU 97, Detroit Mercy 65)

NKU won 15 or more games in a row: 1994-95, a school-record 16-consecutive wins

NKU won 10 or more games in a row: 13, Nov. 12, 2011 - Jan. 12, 2013

NKU won 5 or more games in a row: 5, Feb. 28, 2019 - March 12, 2019

NKU lost 10 or more games in a row: 1989-90, 14-consecutive losses

NKU won an overtime game: Nov. 6, 2018 - NKU 88, Northern Illinois 85 (2OT) at DeKalb, Ill.

NKU lost an overtime game: Nov. 23, 2019 - Northern Kentucky 96, Texas Southern 98 at Highland Heights, Ky.

NKU won a double-overtime game: Nov. 6, 2018 - NKU 88, Northern Illinois 85 (2OT) at DeKalb, Ill.

NKU lost a double-overtime game: Nov. 23, 2019 - Northern Kentucky 96, Texas Southern 98 at Highland Heights, Ky.

NKU won a triple-overtime game: Feb. 14, 2004 - NKU 93, Lewis 90 at Highland Heights, Ky.

NKU lost a game despite scoring at least 100 points: March 1, 1997 - Southern Indiana 116, NKU 111 in overtime at Evansville, Ind.

NKU won a game despite allowing at least 100 points: March 8, 2001 - NKU 106, Grand Valley State 102 at Owensboro, Ky.

NKU won a game after trailing by double figures in the second half: Nov. 9, 2018 - NKU 88, Northern Illinois 85 (2OT) (Northern Illinois led 39-28 w/ 17:12 remaining.)

NKU played a nationally-ranked team: March 22, 2019 - No. 7/10 Texas Tech 72, NKU 57 at Tulsa, Okla., NCAA First Round

NKU placed six players in double figures: Jan. 5, 2019 against Detroit Mercy at Detroit, Mich.

NKU placed five players in double figures: Dec. 8, 2019 vs. Eastern Kentucky at Highland Heights, Ky.

NKU had a player score at least 40 points in a game: Jan. 2, 2004 - Mike Kelsey, 50 points vs. Indianapolis

NKU had a player score at least 30 points in a game: Dec. 15, 2019 - Tyler Sharpe, 30 vs. Illinois State (NKU 79, Illinois State 64 at Highland Heights, Ky.)

NKU had a player score at least 30 points in consecutive games: Dec. 15, 21 and 28, 2019 - Tyler Sharpe, 30 points vs. Illinois State (NKU 79, Illinois State 64), 33 at UNC Greensboro (NKU 50, UNC Greensboro 67) and 31 vs. Milwaukee (NKU 74, Milwaukee 64)

NKU had a player score at least 30 points in three-straight games: Dec. 15, 21 and 28, 2019 - Tyler Sharpe, 30 points vs. Illinois State (NKU 79, Illinois State 64), 33 at UNC Greensboro (NKU 50, UNC Greensboro 67) and 31 vs. Milwaukee (NKU 74, Milwaukee 64)

NKU had two players score at least 30 points in one game: March 4, 1989 - Derek Fields (35 points), Chris Wall (30 points) (NKU 124, Indianapolis 118 at Highland Heights, Ky.)

NKU had two players score at least 25 points in one game: March 8, 2001 - Craig Sanders (32 points), Adam Norwell (28 points) (NKU 106, Grand Valley State 102 at Owensboro, Ky., in NCAA Tournament)

NKU had two players score at least 20 points in one game: Nov. 23, 2019 - Dantez Walton (33 points), Trevon Faulkner (24 points) (NKU 96, Texas Southern 98 at Highland Heights, Ky.)

NKU had same two players score at least 20 points in the same contest in back-to-back games: Dec. 10 and 17, 2017 - Drew McDonald (23 points), Carson Williams (21 points) (NKU 91, Eastern Kentucky 63 at Highland Heights, Ky.); Drew McDonald (24 points), Carson Williams (21 points) (NKU 75, UMBC 76 at Baltimore, Md.)

NKU had the same player score at least 20 points in five-straight games: Drew McDonald, Nov. 18-30, 2016 (21 vs. Austin Peay, 28 vs. Delaware, 23 at Miami (Ohio), 20 vs. NC Central, 32 at Morehead State)

NKU gave up at least 30 points to two players in the same game: Jan. 7, 1993 - Cedric Fuller (37 points) and Jermaine Couch (33 points) of Kentucky State (Kentucky State won, 107-95 at Highland Heights, Ky.)

NKU had a player record a double-double (Pts/Rebs): Nov. 30, 2019 - Dantez Walton (30 points, 10 rebounds) (NKU 60, Arkansas 66 at Fayetteville, Ark.)

NKU had a player record a double-double (Pts/Assts): Nov. 27, 2018 - Drew McDonald (12 points, 14 rebounds, 11 assists) (NKU 93, Morehead State 71 at Morehead, Ky.)

NKU had two players record double-doubles in same game: Jan. 26, 2019 - Drew McDonald (30 points, 13 rebounds) and Jalen Tate (13 points, 10 rebounds) (NKU 73, Milwaukee 60 at Highland Heights, Ky.)

NKU had three players record double-doubles in same game: Dec. 8, 2009 - Dennis Gagai (22 points, 10 rebounds), Chris Knight (10 points, 10 rebounds), David Palmer (17 points, 10 rebounds) (NKU 77, Indiana-East 66 at Highland Heights, Ky.)

NKU had a player record a double-double in consecutive games: Jan. 11 and 17, 2019 - Drew McDonald versus Wright State (22 points, 12 rebounds) and Cleveland State (19 points, 15 rebounds)

NKU had a player record a double-double in four-consecutive games: Dec. 16, 20, 28 and 30, 2018 - Drew McDonald versus Miami (21 points, 10 rebounds), Northern Illinois (15 points, 12 rebounds), IUPUI (24 points, 12 rebounds) and UIC (19 points, 20 rebounds)

NKU had a player record a triple-double: Nov. 27, 2018 - Drew McDonald (12 points, 14 rebounds, 11 assists) (NKU 93, Morehead State 71 at Morehead, Ky.)

NKU surrendered a triple-double to an opposing player: Dec. 15, 2015 - Caris LaVert of Michigan (13 points, 10 rebounds, 10 assists)

NKU had a player grab at least 20 rebounds in a game: Dec. 30, 2018 - Drew McDonald, 20 rebounds vs. UIC

NKU had a player dish out at least 10 assists in a game: March 6, 2019 - Jalen Tate, 10 assists vs. Detroit Mercy

SILAS ADHEKE



0

6-8 • 245 LBS
REDSHIRT-JUNIOR
FORWARD

LAGOS, NIGERIA • HAM. HEIGHTS CHRISTIAN (TENN.)

2019-20

- Averaging 4.5 points per game, converting 61 percent (30-of-49) of field-goal attempts, as well as 5.3 rebounds per outing
- Tallied five points and grabbed eight boards at Detroit Mercy
- Registered 12 rebounds against Coppin State and Texas Southern
- Opened season with career-high 13 points on 6-for-7 shooting against UC Clermont

2018-19

- Saw 100 minutes of action across 20 games, averaging 2.0 points and 1.7 rebounds per game

PRIOR TO NKU

- Transferred from Eastern Florida State after leading the Titans to a 30-5 overall record, third-place finish in the NJCAA National Championship Tournament and No. 6 ranking in the national poll
- Started 18 games for EFSU, earning first team all-conference after averaging 7.1 points per game behind 54.6 percent shooting (100-of-183) from the floor and 44.2 percent from 3-point range (23-of-52)
- Redshirted the 2016-17 season at Evansville before transferring to Eastern Florida State
- Played high school basketball at the renowned Hamilton Heights Christian Academy in Chattanooga, Tenn., averaging 8.0 points and 6.2 rebounds per game while helping the team to a No. 19 national ranking by MaxPreps

PERSONAL

- Native of Ikeja, Lagos, Nigeria
- Parents are Jonah and Dorcas Adheke, Marissa Brower ... five siblings, Purity, Matthais, Mao, Decency, Ecstasy
- Majoring in Mathematics

TRE COBBS



3

6-0 • 190 LBS
REDSHIRT-JUNIOR
GUARD

LIMA, OHIO • LIMA CENTRAL CATH.

2019-20

- Posted a season-best nine points behind 4-for-7 shooting against Green Bay
- Scored eight points on 3-of-5 shooting against Midway

2018-19

- Earned medical redshirt following knee injury

2017-18

- Saw action in 15 games, averaging 2.2 points per contest
- Scored a career-high 11 points versus Berea
- Made 10-of-14 field goal attempts (71.4 percent), including 2-of-4 from deep

2016-17

- Saw action in nine games, scoring three points in games against Miami (Ohio) and West Virginia
- Tallied first career basket with a three at Miami (Ohio)

PRIOR TO NKU

- Won two state championships (2013-14 and 2015-16) and finished runner-up once (2014-15) at Lima Central Catholic in Lima, Ohio, playing alongside fellow Norse **Dantez Walton**
- Was tabbed first-team all-state as a senior after averaging 19.7 points per game
- Scored over 1,000 points during his prep career

PAUL DJOKO



2

6-4 • 200 LBS
REDSHIRT-SOPHOMORE
GUARD

STRASBOURG, FRANCE • CHAMPAGNE CHALONS

2019-20

- Pulled down a career-best six boards in NKU's 59-57 win at Ball State
- Collected a then career-high five rebounds in season-opener versus UC Clermont

2018-19

- Played in all 35 games, averaging 1.7 points and 1.1 rebounds while posting a 1.55 assist-to-turnover ratio
- Tallied career-high seven points on 3-of-3 shooting in win at Green Bay, helping NKU clinch a share of the league regular-season title
- Dished out career-best seven assists against Detroit Mercy (Feb. 7)
- Scored six points and blocked a career-high three shots at Morehead State
- Earned first career start at UCF
- Posted six points and three assists in his collegiate debut against Wilmington

2017-18

- Redshirted 2017-18 campaign

PRIOR TO NKU

- Represented France and won the 2016 FIBA 3x3 U18 European Cup
- Invited to the French Senior National Team training camp ahead of the FIBA 3x3 World Cup 2017

PERSONAL

- Son of Claire Barbeau and Henri Djoko
- Has two siblings, Hugues and Clara

ADHAM ELEEDA



2019-20

- Made 5-of-10 shots, including 4-of-9 from long range, en route to a career-best 14 points at Detroit Mercy
- After starting the year making just 8-of-42 (19 percent) 3-point attempts in the team's first 11 games has begun to warm up from distance in the last three, converting 40 percent (6-of-15)
- Tallied a career-high (as DI player) 12 points against Midway
- Scored six points against Missouri in NKU debut
- Grabbed a career-high five rebounds in 59-57 win at Ball State

PRIOR TO NKU

- Earned 29 starts across 33 games played as Sheridan Community College went 31-4 overall in 2018-19
- Averaged 13.3 points behind 41.9 percent field-goal shooting and 40.8 percent 3-point shooting for Sheridan ... also made 78 percent of his attempts at the charity stripe
- Posted 22 double-digit scoring efforts, including six efforts with at least 20 points in the scoring column
- Poured in a career-high 30 points in a victory over Western Wyoming CC in which he buried 10 3-point field goals
- 11 games where the sharpshooter made at least five threes and one of four contests that he made at least eight treys
- 129 made threes ranked third nationally in NJCAA Division I
- Played at Trinity Valley CC (Athens, Texas) as a freshman, competing in eight games on a team that went 28-5 on the season

TREVON FAULKNER



2019-20

- Third on the team in scoring at 12.1 ppg, while adding 4.1 rpg, 2.4 apg and 1.5 spg
- Went for 16 points and career-best eight rebounds versus Milwaukee at home
- Posted 18 points and career-high seven assists against Eastern Kentucky
- Poured in 17 points thanks to 5-for-10 shooting from the floor and perfect 6-for-6 at the line against Ball State
- Dropped career-high 24 points behind 9-of-16 shooting against Texas Southern

2018-19

- Played in all 35 games, starting the final 28 contests and averaged 4.7 points and 2.5 rebounds per game
- After averaging just 3.9 points per game with 13 assists and 13 turnovers in 13 nonconference games, upped his scoring to 5.1 ppg behind 70.4 percent (38-of-54) shooting in league play with 21 assists
- Started each of the last 27 games for the Norse
- Made 8-of-13 shots en route to career-high 20 points against Detroit Mercy in #HLMBB Quarterfinals

PRIOR TO NKU

- 2018 Kentucky Mr. Basketball who has also garnered recognition as a three-time all-state honoree by both the Courier Journal (Louisville) and Lexington Herald
- Finished high school career as one of only seven boys in KHSAA history to post 3,000 (3,022) points and 1,100 rebounds (1,103)
- Averaged 26.5 points and 9.2 rebounds per contest as a senior, leading Mercer County to a 27-6 overall record and the 12th Region Tournament final
- 2018 Kentucky-Ohio and Kentucky-Indiana All-Star ... Ranked a 3-star prospect by 247sports.com
- Two-sport star in high school, receiving all-state accolades and top-50 prospect in Kentucky as a corner

PERSONAL

- Son of Sidney Alcorn and Lanal Faulkner ... Has five siblings, Kyrie, Marcus, Destiny, Tyrone and Jacoby

KARL HARRIS



2019-20

- Averaging 7.4 points, behind 52 percent shooting (29-of-56), including 45 percent (9-of-20) from three, and 4.3 rebounds per game
- Registered first career double-double with 21 points and career-best 10 boards against Midway (Ky.)
- Posted 14 points and career-best three blocks versus Coppin State
- Used 7-for-12 shooting, including 5-of-7 from three, en route to 22 points at Coastal Carolina ... also added seven rebounds
- In NKU debut, posted 14 points by way of 5-for-6 shooting and added eight rebounds versus UC Clermont
- Suiting up for the Norse as a graduate student, majoring in Health Sciences

PRIOR TO NKU

- Played 2017-18 and 2018-19 seasons at Northern Arizona, redshirting last season after appearing in all 32 games in 2017-18
- Averaged 8.2 points and 2.2 rebounds, shooting .383 from the field (90-of-235) and .819 (68-of-83) from the free throw line, which ranked sixth among Big Sky Conference leaders in 2017-18 ... Posted double-figure points in 13 games
- Scored career-high 23 points vs. Idaho State (Feb. 1, 2019)
- Originally signed with LaSalle for 2015-16 campaign, before transferring to NAU who spent one season at LaSalle (2015-16) and one at Indiana Hills Community College (Iowa) (2016-17)
- Appeared in 25 games off the bench at La Salle, averaging 2.6 ppg and 1.4 rpg



5 5-9 • 160 LBS
SOPHOMORE
GUARD
CHICAGO, ILL. • ARIZONA WESTERN

BRYSON LANGDON

2019-20

- Started each of the last 12 games for NKU, averaging 4.3 apg in his starts
- Distributed seven assists against Detroit Mercy (1/3/20)
- Converted 7-of-9 from the floor and 3-of-4 from 3-point land in a 17-point effort versus Midway (Ky.)
- Earned first career-start at NKU against Coppin State and dished out a then-career-best six assists
- Dished out a career-high nine assists versus Texas Southern
- Made 7-of-10 field goals, including 5-of-7 from 3-point range, en route to 20 points against UC Clermont ... chipped in five rebounds

PRIOR TO NKU

- Averaged 16.3 points, 3.2 rebounds and 3.8 assists per game as a freshman at Arizona Western last season
- Led the Matadors to a 25-9 overall mark and the first round of the NJCAA Men's Basketball Championship
- Converted 46.3 percent of his field-goal attempts, including 40.2 percent from 3-point territory
- Started 30-of-34 games for AWC, reaching double figures in the scoring column 29 times
- Posted 20-or-more points 11 times, including a career-high 33 against Tohono O'odham in which he converted 12-of-14 shots and 7-of-8 from long range



30 6-5 • 200 LBS
SOPHOMORE
WING
DERBY, KANSAS • DERBY

BRYANT MOCABY

2019-20

- Scored six points on 2-for-3 shooting from deep in 15 minutes of action against Texas Southern
- Earned first start of season against Milwaukee, playing 32 minutes

2018-19

- Played 18 games, earning two starts, averaging 2.5 points per game
- Poured in 11 points on the strength of 3-of-5 shooting from 3-point territory at home versus Detroit Mercy
- Earned first two career starts in NKU's wins over UNC Asheville and Manhattan

PRIOR TO NKU

- 2018 Sports in Kansas All-State All-Class Second Team, Sports in Kansas First Team All-State (6A), KBCA First Team All-State, Topeka Capital Journal Second-Team All-State (6A), All-Metro and Ark Valley Chisholm Trail League First Team selection following senior campaign at Derby
- Named to the 2018 KBCA All-Star Team and 2017 Sports in Kansas Second Team All-State (5A)
- Played freshman, sophomore and junior seasons at Goddard High School, racking up more than 1,200 career points, including an average of 18.2 points per game as a junior
- Was also a standout on the football field, helping Goddard reach the state championship game as a junior

PERSONAL

- Son of Ward and Tara Mocaby ... Has one brother, Jared
- Majoring in Psychology

ADRIAN NELSON



4 6-8 • 220 LBS
SOPHOMORE
FORWARD
PICKERINGTON, OHIO • PICKERINGTON CENTRAL

2019-20

- Earned first career start against Milwaukee, tallying nine points and career-high-tying 12 rebounds
- Grabbed a career-high 12 rebounds at Miami (Ohio), adding six points on 3-for-3 shooting, in just 18 minutes
- Matched career-high 10 points thanks to 5-for-6 shooting against Eastern Kentucky
- Posted five points and eight boards in win over Midway (Ky.)

2018-19

- Saw action in 30 games, averaging 2.8 points and 2.5 rebounds
- Went 3-for-3 en route to six points and career-high eight rebounds against eventual National Runner-Up Texas Tech in the first round of the NCAA Tournament.
- Notched second double-figure scoring output of the season with 10 points in win against IUPUI, going 3-of-4 from the floor and 4-of-4 at the line

PRIOR TO NKU

- Averaged 14 points and nine rebounds per game as a senior at Pickerington Central, garnering First Team All-OCC and District 11 honors ... Posted 21 points and nine rebounds in the 2018 Ohio State Championship Semifinals against Solon, which was ranked No. 1 in the state
- Earned the No. 4 play on ESPN SportsCenter's Top-10 after breaking a rim against Groveport Madison in December of his senior year
- Was named to honor roll every year in high school

PERSONAL

- Son of Woody and Lisa Nelson ... Has one brother Chad, who played basketball at Ohio Dominican from 2012-16, scoring 1,154 points for the Panthers
- Majoring in Sports Business

TYLER SHARPE



15

6-0 • 200 LBS

SENIOR

GUARD

MT. WASHINGTON, KY. • LOUISVILLE

Preseason All-Horizon League Second Team (2019)
Horizon League Player of the Week (Dec. 16, 2019)
Collegiate Hoops Road Show All-Tournament Team

2019-20

- Averaging 15.5 points, as well as 3.2 rebounds, 2.3 assists and 1.9 steals per game
- Posted three-consecutive 30-point outings with 30 versus Illinois State to earn **Horizon League Player of the Week** status, a career-high 33 at UNC Greensboro and 31 against Milwaukee ... shooting 50 percent (29-of-58) from the floor, 52 percent (17-of-33) from three and 95 percent (19-of-20) at the line in those games.
- After shooting just 30.3 percent (20-of-66) from three in the first 10 games of the season, has made 41 percent (18-of-44) in last four games ... now shooting 34.5 percent from deep on the season as a career 37 percent shooter
- Moved into top-50 all-time in scoring at NKU with 18 points at Missouri ... currently ranks 33rd all-time with 946 points as a Norse ... Also scored two (2) points during walk-on season at Louisville
- Used 8-for-17 shooting, including 6-for-12 from three, en route to 23 points versus Coppin State

2018-19

- Averaged a career-best 14.4 points per game and 90 made 3-point field goals ranked 73rd in the nation
- Dropped 23 points behind 8-of-13 shooting, including 4-for-7 from three, in Northern Kentucky's first round game of the NCAA Tournament against eventual National Runner-Up Texas Tech
- Made a career-high six 3-pointers in a 25-point effort against Detroit Mercy in the Motor City Madness Quarterfinals
- Poured in career-high 28 points at Morehead State, making 8-of-14 shots and 5-of-8 from 3-point range
- Went off for 23 points behind 7-for-9 shooting, including 5-of-6 from three, at Cleveland State

2017-18

- Played in 31 games, averaging 6.7 points per game
- Second in the nation among walk-ons with 209 points

PRIOR TO NKU

- Was a walk-on guard at Louisville during 2016-17 season
- Scored 1,606 career points for the Chargers and finished third on Bullitt East's all-time assists list

PERSONAL

- Son of Rena and Craig Sharpe ... has one older sister, Kaleigh

JALEN TATE



11

6-6 • 170 LBS

REDSHIRT-JUNIOR

GUARD

PICKERINGTON, OHIO • PICKERINGTON CENTRAL

2x Horizon League All-Defensive Team (2018, 2019)
Preseason All-Horizon League First Team (2019)
Preseason All-Horizon League Second Team (2018)
Horizon League All-Tournament Team (2019)
Horizon League All-Freshman Team (2018)
Horizon League Player of the Week (March 4, 2019)
KEMI Northern Kentucky Basketball Classic All-Tournament Team

2019-20

- Reached double-figures in both games since returning from injury, now averaging 9.4 points, 4.6 rebounds and 4.6 assists per game
- Returned to the lineup against Green Bay after missing 10-straight games with a hand injury, scoring a team-best 11 points on 5-for-10 shooting in the game
- Stuffed the stat sheet with 13 points, seven rebounds, seven assists and two steals at Coastal Carolina

2018-19

- Named to Horizon League All-Defensive Team
- Averaged 13.7 points, 4.4 rebounds and 4.1 assists per game ... 53.9 percent (159-of-295) shooting ranked 44th in nation
- Led NKU with 17 points behind 7-for-10 shooting, while adding five rebounds, four assists, two blocks and a steal, in the Horizon League Championship game against Wright State, earning all-tourney team status
- Dropped career-high 30 points in regular-season title clinching win at Green Bay, making 11-of-19 shots, garnering Horizon League Player of the Week honors when coupled with performance at Milwaukee
- Registered first career double-double with 13 points and 10 rebounds at home versus Milwaukee

2017-18

- Horizon League All-Freshman Team member; Horizon League All-Defensive Team member

PERSONAL

- Son of Jermaine and Jenice Tate ... Siblings are Jae'Sean (played at Ohio State), Jada and Jocci
- Father Jermaine Tate played for Ohio State and Cincinnati prior to a 13-year professional career overseas



32 6-6 • 215 LBS
SENIOR
FORWARD
LIMA, OHIO • LIMA CENTRAL CATH.

DANTEZ WALTON

3x Horizon League Player of the Week (Nov. 25, 2019, Dec. 2, 2019, Dec. 9)
Collegiate Hoops Roadshow All-Tournament Team

2019-20

- Averaging a team-high 18.4 points (54th in country), while shooting 54 percent from the floor (75-of-139) and 42 percent (30-of-72) from three, as well as 7.2 rebounds per game
- Has two 30-point double-doubles
- Notched a second-straight 30-point effort, which was also his third in the last four games, with 32 points at Miami (Ohio) ... earned third-straight **Horizon League Player of the Week**, becoming first Horizon League player to win three straight since Dayton's Negele Knight in 1989-90
- Went for 30 points and 10 boards in NKU's game at Arkansas, earning status on the Collegiate Hoops Roadshow All-Tournament Team and as **Horizon League Player of the Week**.
- Earned first career **Horizon League Player of the Week** after averaging 25.5 points and 8.0 rebounds in games against Ball State (road) and Texas Southern
- Posted second career double-double with a career-best 33 points on 11-of-21 shooting and 10 rebounds against Texas Southern

2018-19

- Averaged career highs in scoring (11.1 ppg), rebounding (5.5 rpg) and assists (2.7 apg) ... In league tournament championship vs. Wright State, posted first career double-double with 15 points and 14 rebounds

PRIOR TO NKU

- Ohio's Division III Co-Player of the Year and AP First Team All-State honoree ... averaged 19 points, nine rebounds and four assists per game as a senior ... Led Lima Central Catholic to two Ohio Division III State Championships (2016, 2014) and one runner-up (2015) in final three years
- Ranked a 3-star recruit by Scout.com

PERSONAL

- Son of Lisa and Daniel Walton ... Siblings are Danyel, Amber, Dannisha



10 6-8 • 220 LBS
FRESHMAN
FORWARD
AURORA, COLO. • HILLCREST PREP

JOHN HARGE

Prior to NKU

- Played 2018-19 season for Hillcrest Prep, averaging 19.9 points, 7.7 rebounds, 4.1 assists and 1.8 blocks per game
- Converted 48 percent from the floor, including 41 percent from long range
- Hillcrest Prep posted a 29-7 record

PERSONAL

- Son of Rebecca Harge and Joe Harge
- Grandfather Ira Harge was the 11th pick in the 1964 NBA Draft
- Father Joe played professional basketball for nine years
- Plans to major in business



44 6-10 • 235 LBS
SOPHOMORE
CENTER
CINCINNATI, OHIO • ST. XAVIER

DAVID WASSLER

2019-20

- Secured an offensive rebound and scored on the putback in NKU's win against UC Clermont
- Tallied two points and a rebound against Midway (Ky.)

2018-19

- Made collegiate debut with two minutes played against Wilmington, scoring two points

PRIOR TO NKU

- Went to St. Xavier High School (Cincinnati), averaging 4.6 points and 3 rebounds per game as a senior following a junior campaign in which he posted averages of 4.9 points and 2.7 rebounds.
- Named the Bombers' Most Improved Player following junior season

PERSONAL

- Son of Dave and Annette Wassler ... one of six children, including siblings Samantha, Jackson, Joey, Jacob and Josh
- Majoring in Computer Science at NKU

DARRIN HORN



Darrin Horn was named the sixth men's basketball coach in NKU history by Director of Athletics Ken Bothof on April 23, 2019. Horn was most recently the Associate Head Coach at Texas under Shaka Smart.

Prior to being promoted to associate head coach, Horn was an assistant at Texas for three seasons. During his four years with the Longhorns, Horn helped develop Texas' frontcourt players, which included Mohamed Bamba, who was drafted No. 6 overall in the 2018 NBA Draft and Jarrett Allen, who was drafted No. 22 overall in the 2017 NBA Draft. In his four years at Texas, Horn helped the team to two NCAA Tournament appearances and an NIT championship.

Horn also has head coaching experience. From 2008-12, he was the head coach at South Carolina. In his first season at South Carolina, he led the team to a 21-10 record, which included an SEC Eastern Division Co-Championship and an NIT appearance. The 2009-10 South Carolina team upset No. 1 Kentucky, which was the Gamecocks first win over a top-ranked opponent in the team's history. Horn finished his tenure at South Carolina with a 60-63 record.

Before taking over at South Carolina, Horn was the head coach at Western Kentucky, his alma mater. In his five seasons at WKU, Horn accumulated a 111-48 (.698) record and led the team to two NIT appearances and an NCAA Tournament berth. His 2007-08 team finished the season with a 29-7 record, and earned a spot in the NCAA Tournament Sweet 16. As a No. 12 seed, the Hilltoppers defeated No. 5 seed Drake and No. 13 seed San Diego, before falling to top-seeded UCLA in the Sweet 16.

Horn was a standout player at Western Kentucky. A four-time letterwinner and three-year starter at guard for the Hilltoppers, Horn amassed 1,115 points and 139 steals. He helped WKU reach national postseason play in four-straight seasons. After an NIT berth in 1992, Horn helped the Hilltoppers earn NCAA Tournament berths over the next three years. During his sophomore season (1992-93), WKU recorded a 26-6 overall record and advanced to the Sweet 16. Horn was an All-Sun Belt selection in his senior year (1994-95), and the Hilltoppers went 27-4, including a 17-1 mark in Sun Belt play. WKU won the Sun Belt regular-season and tournament titles to advance to the NCAA Tournament, where the Hilltoppers defeated Michigan in the First Round.

Horn is a native of Lexington, Kentucky. He and his wife Carla have a daughter, Caroline, and a son, Walker.

COACHING TIMELINE

University of Texas Associate Head Coach (2018-19)
 University of Texas Assistant Coach (2015-2018)
 University of South Carolina Head Coach (2008-2012)
 Western Kentucky University Head Coach (2003-2008)
 Marquette University Assistant Coach (1999-2003)
 Morehead State University Assistant Coach (1997-1999)
 Western Kentucky University Assistant Coach (1995-1997)

FORMER PLAYERS IN THE NBA

Player	College	Drafted By	Draft Position/Year	Years in NBA
Jaxson Hayes	Texas	Atlanta Hawks	8th Overall/2019 Draft	1 Year
Jarrett Allen	Texas	Brooklyn Nets	22nd Overall/2017 Draft	3 Years
Mo Bamba	Texas	Orlando Magic	6th Overall/2018 Draft	2 Years
Travis Diener	Marquette	Orlando Magic	38th Overall/2005 Draft	5 Years
Jeremy Evans	Western Ky.	Utah Jazz	55th Overall/2010 Draft	7 Years
Courtney Lee	Western Ky	Orlando Magic	22nd Overall/2008 Draft	12 Years
Steve Novak	Marquette	Houston Rockets	32nd Overall/2006 Draft	11 Years
Isaiah Taylor	Texas	Houston Rockets	Undrafted	2 Years
Dwyane Wade	Marquette	Miami Heat	5th Overall/2003 Draft	16 Years

HORN'S HEAD COACHING CAREER									
Year	School	Overall			Conference			Reg. Season Finish	Postseason Finish
		W	L	Pct.	W	L	Pct.		
2019-20 (Horizon)	Northern Kentucky (HC)	9	6	.600	1	2	.333	-	-
2011-12 (SEC)	South Carolina (HC)	10	21	.323	2	14	.125	12th	-
2010-11 (SEC)	South Carolina (HC)	14	16	.467	5	11	.313	6th East	-
2009-10 (SEC)	South Carolina (HC)	15	16	.484	6	10	.375	5th East	-
2008-09 (SEC)	South Carolina (HC)	21	10	.677	10	6	.625	2nd East	NIT First Rd.
2007-08 (Sun Belt)	Western Kentucky (HC)	29	7	.806	16	2	.889	T-1st East	NCAA Sweet 16
2006-07 (Sun Belt)	Western Kentucky (HC)	22	11	.667	12	6	.667	2nd East	-
2005-06 (Sun Belt)	Western Kentucky (HC)	23	8	.742	12	2	.857	1st East	NIT First Rd.
2004-05 (Sun Belt)	Western Kentucky (HC)	22	9	.710	9	5	.643	2nd East	NIT Second Rd.
2003-04 (Sun Belt)	Western Kentucky (hC)	15	13	.536	8	6	.571	5th	-
Total as Head Coach		180	117	.606	81	64	.559		
Total at NKU		9	6	.600					
Horizon League					1	2	.333		



0-SILAS ADHEKE

•6-8 •245 •R-Jr. •F
Lagos, Nigeria • Eastern
Florida State



1-ADHAM ELEEDA

•6-5 •200 •Jr. •W
Toronto, Canada • Sheridan
CC



2-PAUL DJOKO

•6-4 •200 •R-So. •G
Strasbourg, France •
Champaign Châlons Reims



3-TRE COBBS

•6-0 •190 •R-Jr. •G
Lima, Ohio • Lima Central
Catholic



4-ADRIAN NELSON

•6-7 •220 •So. •F
Pickerington, Ohio •
Pickerington Central



5-BRYSON LANGDON

•5-9 •160 •So. •G
Chicago, Ill. • Arizona
Western



10-JOHN HARGE

•6-8 •220 •Fr. •F
Aurora, Colo. • Hillcrest Prep



11-JALEN TATE

•6-6 •170 •R-Jr. •G
Pickerington, Ohio •
Pickerington Central



12-TREVON FAULKNER

•6-3 •195 •So. •G
Harrodsburg, Ky. • Mercer
County



14-KARL HARRIS

•6-5 •185 •Gr. •W
Chicago, Ill. • Northern
Arizona



15-TYLER SHARPE

•6-0 •200 •Sr. •G
Louisville, Ky. • Louisville



30-BRYANT MOCABY

•6-5 •200 •So. •W
Derby, Kansas • Derby



32-DANTEZ WALTON

•6-6 •215 •Sr. •F
Lima, Ohio • Lima Central
Catholic



44-DAVID WASSLER

•6-10 •235 •So. •C
Cincinnati, Ohio • St. Xavier



HC-DARRIN HORN

•1st Season at NKU; 10th
Season Overall
Western Kentucky ('95)



AC-ERIC HAUT

•1st Season
Kent State ('04)



AC-DAVID HARRIS

•1st Season
Ashland ('13)



AC-SIMON MCCORMACK

•1st Season
American ('12)



DBO-MATT REA

•1st Season
Middlebury ('14)



JOEY KIZEL

Video Coordinator
Middlebury ('14)



BRYAN MCELDOWNEY

Assistant AD for
Communications and Media
Services



ZACH MALECKI

Assistant Athletic Trainer



BRIAN BOOS

Strength & Conditioning
Coach

2019-20 NKU MEN'S BASKETBALL GAME NOTES



Official Basketball Box Score - Final
UC Clermont at Northern Ky.
 11/05/19 BB&T Arena, Highland Heights
 2019-20 Men's Basketball

Game Time: 7:00 PM
 Game Duration: 1:54
 Attendance: 2,857

Officials: Ed Phillips, Keith Lewis, Ron Tyburski

UC Clermont - 55

Record: 0-1

NO.	Name	Min	FG M-A	3P M-A	FT M-A	Rebounds OR DR TOT	Fouls PF FO	TP	AS	TO	ST	Blocks BS BA	+/-
0	Clay Spivey	25:08	4-8	1-4	0-0	0 1 1	2 2	9	1	1	0	0 0	-34
1	Greg Marsh	20:44	0-2	0-1	2-2	0 1 1	3 2	2	4	6	1	0 0	-24
2	David Hunter	22:55	3-8	0-1	0 1	1 2 5	1 1	6	1	3	1	0 3	-20
4	Noah Pedley	28:58	6-14	3-6	1-1	5 6 3	4 4	18	3	2	1	1 0	-32
14	Kort Justice	33:13	6-13	3-7	0-0	4 4 4	1 0	15	3	5	1	0 1	-42
22	John Alchitz	14:53	0-3	0-1	0-0	2 2 3	1 0	1	0	1	0	0 0	-19
21	Tyler Mitchell	21:01	1-3	1-3	0-0	4 4 4	2 3	0	0	4	0	0 0	-24
23	Jackson Gregory	09:45	0-1	0-0	0 0	0 0 1	1 0	0	0	0	0	0 0	-19
33	Tyler Stewart	04:13	0-1	0-1	0 0	1 0 1	2 1	0	0	0	1	1 0	-9
5	English Dowersy	07:27	0-0	0-0	0 0	1 1 1	0 0	0	1	0	0	0 0	-13
10	Kali Dia	06:32	1-3	0-0	0 0	1 0 1	1 1	2	0	1	0	0 1	-8
12	Jay Tiemeyer	02:13	0-1	0-1	0 0	2 2 0	0 0	0	0	0	0	0 0	-2
24	CJ Anunike	01:29	0-0	0-0	0 0	0 0 1	1 0	0	0	0	0	0 0	-2
32	Aldhal Amiduo	01:29	0-0	0-0	0 0	1 1 0	0 0	0	0	0	0	0 0	-2
Team						1 1 2		0	2				
Totals			21-57	8-25	5-9	5 23 28	26 14	55	13	26	5	1 5	-50

Technical Fouls: NONE

Northern Ky. - 105

Record: 1-0

NO.	Name	Min	FG M-A	3P M-A	FT M-A	Rebounds OR DR TOT	Fouls PF FO	TP	AS	TO	ST	Blocks BS BA	+/-
00	Silas Adheke	F 12:27	6-7	0-0	1-2	4 0 4	1 1	13	0	1	0	0 15	
11	Jalen Tate	F 23:23	2-4	0-2	4-8	1 4 5	1 8	8	4	1	4	0 0	28
32	Dantez Walton	F 24:29	4-9	1-6	0-0	3 6 9	0 0	9	3	0	2	0 0	31
12	Trevon Faulkner	G 25:16	5-11	0-3	4-4	0 3 3	1 4	14	3	2	2	1 0	26
15	Tyler Sharpe	G 30:48	7-14	3-9	2-2	1 4 5	0 2	19	3	1	2	0 0	34
5	Bryson Langdon	21:41	7-10	5-7	1-2	2 3 5	2 3	20	2	3	0	0 0	26
14	Karl Harris	16:28	5-6	0-1	4-6	3 5 8	1 4	14	0	3	3	1 0	33
4	Adrian Nelson	10:33	0-0	0-0	1-1	0 1 1	0 2	1	1	1	0	2 0	2
2	Paul Djoko	13:36	0-2	0-1	0-2	3 2 5	1 1	0	2	0	1	0 0	21
30	Bryant McCabey	11:36	1-7	1-7	0-0	1 1 2	0 0	3	2	1	1	0 0	17
3	Tre Cobbs	06:46	1-2	0-0	0-0	0 2 2	1 0	2	1	0	1	0 0	12
44	David Wassler	02:57	1-1	0-0	0-2	1 2 3	1 1	2	0	1	0	0 0	5
Team						1 1 2		0	0				
Totals			39-73	10-36	17-32	20 34 54	14 26	105	21	13	17	5 1	50

Technical Fouls: NONE

	UCC	NKU
Biggest lead	2 (1 st 17:53)	50 (2 nd 0:51)
Best Scoring Run	5 (1 st 11:13)	12 (1 st 13:18)
Lead Changes	4	
Times Tied	3	
Time with Lead	01:57	36:21

Points from	UCC	NKU
Turnovers	19	31
Paint	24	56
Second Chance	3	20
Fast Breaks	11	38
Bench	5	42

Period by Period Scoring	1st	2nd	TOT
UCC	30	25	55
NKU	55	50	105

Official Basketball Box Score -- Game Totals -- Final Statistics
Northern Kentucky vs Mizou
 11/08/19 7 PM at Mizou Arena

Northern Kentucky 56 • 1-1

##	Player	Total	3-Ptr	Rebounds	PF	TP	A	TO	Blk	Stl	Min
00	ADICKE, Silas	5-6	0-0	0-0	0 3 3	3	10	0	1	0	20
11	TATE, Jalen	1-4	0-0	2-4	0 5 5	3	4	8	5	0	35
12	FAULKNER, Trevon	4-14	2-6	0-0	3 3 6	3	10	0	0	0	34
15	SHARPE, Tyler	6-13	4-7	2-2	0 2 2	3	18	4	3	0	37
32	WALTON, Dantez	4-11	0-6	0-0	2 3 5	3	8	0	0	1	33
01	ELEEDA, ADHAM	2-9	2-9	0-0	0 1 1	2	6	1	0	0	27
02	DJOKO, Paul	0-0	0-0	0-0	0 0 0	0	0	0	0	0	1
05	LANGDON, Bryson	0-1	0-1	0-0	0 0 0	1	0	0	1	0	1
14	HARRIS, Karl	0-1	0-0	0-0	0 2 2	1	0	0	0	0	7
Team					2 2 4			1			
Totals		22-59	8-29	4-6	7 21 28	19	56	13	11	1	6 200

FG % 1st Half: 12-31 38.7% 2nd half: 10-28 35.7% Game: 22-59 37.3%
 3FG % 1st Half: 5-16 31.3% 2nd half: 3-13 23.1% Game: 8-29 27.6%
 FT % 1st Half: 0-0 0.0% 2nd half: 4-6 66.7% Game: 4-6 66.7%

Mizzou 71 • 2-0

##	Player	Total	3-Ptr	Rebounds	PF	TP	A	TO	Blk	Stl	Min
04	PICKETT, Javon	1-3	0-0	0-0	0 4 4	1	2	1	0	0	31
12	SMITH, Dru	2-9	0-2	5-5	0 1 1	3	9	3	4	0	27
13	SMITH, Mark	6-10	4-7	3-4	0 6 6	0	19	1	0	0	31
23	TILMON, Jeremiah	5-6	0-0	3-4	2 3 5	2	13	0	2	2	27
24	BROWN, Kobe	4-7	0-2	2-2	2 3 5	1	10	2	4	0	20
00	WATSON, Torrence	0-4	0-3	0-0	1 3 4	1	0	0	0	1	11
01	PINSON, Xavier	3-7	0-2	2-2	1 2 3	4	8	6	1	0	24
02	JACKSON, Tray	0-2	0-1	0-0	1 2 3	0	0	0	1	0	12
05	SMITH, Mitchell	4-6	2-2	0-0	2 5 7	2	10	1	0	0	16
42	BRAUN, Parker	0-1	0-0	0-0	0 0 0	0	0	0	0	0	1
Team					0 1 1						
Totals		25-55	6-19	15-17	9 30 39	14	71	14	12	3	6 200

FG % 1st Half: 13-27 48.1% 2nd half: 12-28 42.9% Game: 25-55 45.5%
 3FG % 1st Half: 4-10 40.0% 2nd half: 2-9 22.2% Game: 6-19 31.6%
 FT % 1st Half: 6-6 100.0% 2nd half: 9-11 81.8% Game: 15-17 88.2%

Officials: Tony Greene, Randy Heimerman, Byron Jarrett
 Technical fouls: Northern Kentucky-None. Mizou-None.
 Attendance: 8486

Score by periods	1st	2nd	Total
Northern Kentucky	29	27	56
Mizzou	36	35	71

Last FG - NKU 2nd-00:42, MIZ 2nd-03:06.
 Largest lead - NKU None, MIZ by 21 2nd-09:23.
 NKU led for 00:00. MIZ led for 38:07. Game was tied for 01:53.

Score tied - 2 times.
 Lead changed - 0 times.

NORTHERN KENTUCKY
 BASKETBALL



Official Basketball Box Score - Final
Northern Ky. at Coastal Carolina
 11/13/19 The HTC Center, Conway, SC
 2019-20 Men's Basketball

Game Time: 12:00 AM
 Game Duration: 2:01
 Attendance: 1,015

Officials: Jose Carrion, Rob Ricks, Tony Dawkins

Northern Ky. - 69

Record: 2-1

NO.	Name	Min	FG M-A	3P M-A	FT M-A	Rebounds OR DR TOT	Fouls PF FO	TP	AS	TO	ST	Blocks BS BA	+/-
00	Silas Adheke	F 13:56	1-1	0-0	0 0 2	2 3 0	2 0	2	0	2	0	1 0	-14
11	Jalen Tate	F 35:13	6-13	1-2	0-2	1 6 7	3 4	13	7	2	2	1 0	-8
32	Dantez Walton	F 20:56	3-9	2-7	1-2	3 5 5	5 3	9	0	2	1	1 0	6
12	Trevon Faulkner	G 36:45	4-6	1-2	4-5	1 2 3	0 5	13	5	3	0	0 5	
15	Tyler Sharpe	G 39:31	2-10	0-6	1-1	0 3 3	3 0	5	2	2	0	1 4	
14	Karl Harris	29:21	7-12	5-7	3-4	3 4 7	4 4	22	0	1	2	0 0	21
5	Bryson Langdon	10:21	1-1	1-1	0-0	0 1 1	1 1	0	3	1	1	0 0	-4
4	Adrian Nelson	08:55	0-0	0-0	0-2	0 1 1	0 3	0	1	1	0	0 0	-2
1	Adham Eleeda	01:48	0-1	0-1	0-0	0 0 0	0 0	0	0	0	0	0 0	-4
2	Paul Djoko	03:14	1-1	0-0	0-0	0 0 0	0 1	0	2	0	0	0 0	-3
Team						2 1 3		0	0				
Totals			25-54	10-26	9-16	9 23 32	23 17	69	16	14	10	3 1	1

Technical Fouls: NONE

Coastal Carolina - 68

Record: 1-2

NO.	Name	Min	FG M-A	3P M-A	FT M-A	Rebounds OR DR TOT	Fouls PF FO	TP	AS	TO	ST	Blocks BS BA	+/-
33	Tommy Burton	F 25:44	2-8	0-0	3-6	3 7 10	4 5	7	0	3	1	0 0	7
00	Ebrima Dibba	G 34:47	4-10	0-0	2-2	2 4 4	1 2	10	3	2	0	0 0	-3
02	Garrick Green	G 32:05	3-8	0-1	2-5	4 3 7	0 3	8	1	0	0	0 1	1
3	DeVante Jones	G 30:51	5-8	2-3	5-5	1 1 2	3 5	17	5	1	0	1 13	
4	Keishawn Brewton	G 22:24	4-11	3-10	2-2	0 2 2	2 3	13	0	3	0	0 0	-3
10	Tyrell Gumbs-Frater	20:56	1-4	0-3	5-6	0 1 1	2 4	7	0	2	2	0 0	-1
32	Levi Cook	09:08	1-2	0-0	2-2	0 2 2	3 1	4	0	1	0	1 0	1
11	Tim Ceaser	09:33	0-1	0-0	0-0	0 1 1	2 0	0	0	0	1	0 0	-3
14	Malik LeGania	09:24	0-0	0-0	0-0	0 0 0	0 0	0	0	0	0	0 0	-8
12	Hosana Kitege	05:08	1-2	0-0	0-0	1 2 3	0 0	2	0	0	0	0 0	-9
Team						2 3 5		0	1				
Totals			21-54	5-17	21-28	13 24 37	17 23	68	9	13	5	1 3	-1

Technical Fouls: Cook 2nd 11:54

	NKU	CCU
Biggest lead	9 (2 nd 7:21)	5 (1 st 11:19)
Best Scoring Run	11 (1 st 1:49)	11 (2 nd 16:13)
Lead Changes	11	
Times Tied	5	
Time with Lead	23:00	12:11

Points from	NKU	CCU
Turnovers	15	17
Paint	30	28
Second Chance	7	6
Fast Breaks	17	2
Bench	27	13

Period by Period Scoring	1st	2nd	TOT
NKU	34	35	69
CCU	26	42	68



2019-20 NKU MEN'S BASKETBALL GAME NOTES



Official Basketball Box Score - Final
Northern Ky. at Ball St.
11/21/19 Worthen Arena, Muncie
2019-20 Men's Basketball

Game Time: 12:00 AM
Game Duration: 2:10
Attendance: 3,722

Officials: Chris Beaver, Tim Stewart, Scott Selvie

Northern Ky. - 59

Record: 4-1

NO. Name	Min	FG	3P	FT	Rebounds	Fouls	TP	AS	TO	ST	Blocks	+/-
0 Silas Adheke	F 08:40	1-2	0-0	0-0	1 1 2	2 0	2 0	1 1	0 0	0 -4		
32 Dantez Walton	F 36:43	6-17	2-7	4-7	0 6 6	4 4	18 3	1 0	2 1 3			
5 Bryson Langdon	G 34:50	3-4	0-0	0 2 2	4 0 6	4 0	6 4	2 0	0 0 -3			
12 Trevon Faulkner	G 29:33	5-10	1-3	6-6	1 5 6	2 3	17 0	5 1	0 0 0			
15 Tyler Sharpe	G 38:52	3-9	1-4	3-8	0 4 0	2 6	10 1	3 3	0 0 2			
2 Paul Djoko	14:12	0-2	0-1	0-0	2 4 6	0 0	0 1	1 0	1 0 -11			
14 Karl Harris	17:24	1-4	0-0	2-2	3 2 5	5 1	4 0	1 0	0 1 7			
1 Adham Eleeda	19:46	0-3	0-3	2-2	0 5 5	4 1	2 0	1 1	0 0 6			
Team					2 0 2			0 2				
Totals		19-51	4-18	17-25	9 29 38	23 15	59 9	17 6	3 2 2			

Technical Fouls: NONE

Shooting By Period	1st FG%	2nd FG%	3rd FG%	FT%
1st FG%	7-25 28.0%			
2nd FG%	12-26 46.2%			
3rd FG%	3-5 60.0%			
FT%	12-18 66.7%			
GM FG%	19-51 37.3%			
3PT%	4-18 22.2%			
FT%	17-25 68.0%			

Dead Ball Rebounds: 4, 1

Ball St. - 57

Record: 3-2

NO. Name	Min	FG	3P	FT	Rebounds	Fouls	TP	AS	TO	ST	Blocks	+/-
14 Kyle Mallers	F 31:48	5-10	4-7	3-3	1 3 4	1 3	17 0	1 0	1 1 1			
25 Tahjai Teague	F 35:08	5-9	0-0	0-3	4 8 12	5 2	10 5	3 1	1 0 0			
1 K.J. Walton	G 32:07	4-11	0-0	4-11	3 6 9	3 9	12 1	0 3	0 2 -1			
3 Josh Thompson	G 22:34	1-5	0-3	0-2	1 1 2	2 2	2 3	4 0	0 0 6			
5 Ishmael El-Amin	G 35:56	6-9	0-2	1-3	1 3 4	1 3	13 2	2 3	0 0 -1			
2 Luke Bumbalough	17:03	0-5	0-5	0-2	0 0 0	0 1	0 0	2 0	0 0 -10			
12 Brachen Hazen	08:54	1-2	0-0	1-2	0 2 2	1 1	3 0	2 0	0 0 -8			
11 Jarron Coleman	10:40	0-3	0-1	0-0	0 0 0	2 1	0 1	1 0	0 0 -7			
4 Lucas Kroft	05:50	0-0	0-0	0-0	0 1 1	0 1	0 0	0 0	0 0 0			
Team					1 2 3		0 1					
Totals		22-54	4-18	9-26	11 26 37	16 23	57 11	15 11	2 3 -2			

Technical Fouls: Bench 2nd 12:26

Shooting By Period	1st FG%	2nd FG%	3rd FG%	FT%
1st FG%	9-26 34.6%			
2nd FG%	13-29 44.8%			
3rd FG%	4-9 44.4%			
FT%	5-16 31.3%			
GM FG%	22-54 40.7%			
3PT%	4-18 22.2%			
FT%	9-26 34.6%			

Dead Ball Rebounds: 8, 1

Biggest lead	4 (2nd 0:21)	9 (2nd 14:54)
Best Scoring Run	7 (2nd 11:21)	6 (2nd 9:23)
Lead Changes	13	
Times Tied	8	
Time with Lead	18:02	18:37

Points from Turnovers	NKU 18	BSU 13
Paint	NKU 24	BSU 32
Second Chance	NKU 7	BSU 12
Fast Breaks	NKU 11	BSU 5
Bench	NKU 6	BSU 3

Technical Fouls: Bench 2nd 12:26



Official Basketball Box Score - Final
Texas Southern at Northern Ky.
11/23/19 BB&T Arena, Highland Heights
Northern Kentucky vs. Texas Southern

Game Time: 7:00 PM
Game Duration: 2:44
Attendance: 3,118

Officials: Lewis Garrison, Brian Shore, Wesley Ford

Texas Southern - 98

Record: 1-4

NO. Name	Min	FG	3P	FT	Rebounds	Fouls	TP	AS	TO	ST	Blocks	+/-
0 Yahya Rasas	F 44:16	8-10	0-0	2-6	4 10 14	3 5	18 5	3 0	0 0 -6			
24 John Walker	F 18:10	1-2	0-0	1-2	1 3 4	5 1	3 1	5 0	0 0 -2			
15 Justin Hopkins	G 37:38	3-6	1-2	4-6	1 3 4	5 5	11 1	5 0	0 0 0			
20 Tyrrik Armstrong	G 46:05	9-18	3-5	4-4	1 7 8	4 3	25 4	4 5	0 0 6			
32 Divonte Lumpkin	G 24:51	2-4	0-1	0-0	1 4 5	3 1	4 1	1 1	0 0 -1			
4 Bryson Elstonne	34:04	6-17	3-10	4-6	0 3 3	3 6	19 1	2 0	1 2			
2 JonNero Redus	03:55	0-0	0-0	0 0 0	1 0 0	1 0	0 1	0 0	0 0 -4			
25 Jordan Andrews	08:13	0-2	0-2	0-0	0 0 0	0 1	0 1	0 0	0 0 3			
42 Jethro Tshisumpa	03:55	0-0	0-0	0 1 1	1 0 0	1 0	0 1	0 0	0 0 5			
14 Chris Baldwin	18:40	3-8	0-1	4-4	5 3 8	0 4	10 2	0 0	0 0 13			
3 Eden Ewing	12:13	3-4	0-0	2-2	1 1 2	1 2	8 0	2 0	0 0 -9			
Team					2 2 4		0 2					
Totals		35-75	7-21	21-30	16 37 53	26 28	98 17	24 8	0 1 2			

Technical Fouls: NONE

Shooting By Period	1st FG%	2nd FG%	3rd FG%	FT%
1st FG%	13-25 52.0%			
2nd FG%	16-32 50.0%			
3rd FG%	5-13 38.5%			
FT%	9-13 69.2%			
OT FG%	6-18 33.3%			
3PT%	0-4 0.0%			
FT%	9-10 90%			
GM FG%	35-75 46.7%			
3PT%	7-21 33.3%			
FT%	21-30 70.0%			

Dead Ball Rebounds: 7, 0

Northern Ky. - 96

Record: 4-2

NO. Name	Min	FG	3P	FT	Rebounds	Fouls	TP	AS	TO	ST	Blocks	+/-
00 Silas Adheke	F 28:12	2-5	0-1	0-0	6 6 12	5 1	4 2	1 0	1 0 -17			
32 Dantez Walton	F 33:37	11-21	6-11	5-7	1 9 10	5 7	33 3	3 3	0 0 11			
4 Bryson Langdon	G 42:23	3-10	1-3	2-4	2 0 2	2 3	9 9	4 1	0 0 0			
12 Trevon Faulkner	G 36:53	9-16	3-6	3-3	0 3 3	5 6	24 2	5 2	0 0 9			
15 Tyler Sharpe	G 47:28	3-14	2-9	6-7	0 3 3	2 6	14 2	4 3	0 0 3			
2 Paul Djoko	05:25	0-0	0-0	0-1	0 0 0	0 1	0 0	2 0	0 0 -14			
4 Adrian Nelson	05:37	0-0	0-0	0-0	1 1 2	2 0	0 0	1 0	0 0 2			
14 Karl Harris	28:14	1-6	0-4	1-2	0 2 2	4 2	3 1	1 0	0 0 0			
1 Adham Eleeda	08:32	1-3	1-3	0-0	0 0 0	2 0	3 0	1 1	0 0 -4			
30 Bryant Mocabey	14:39	2-3	2-3	0-0	0 0 0	0 0	6 0	0 0	0 0 -1			
Team					3 0 3		0 0					
Totals		32-78	15-40	17-24	13 24 37	28 26	96 19	22 10	1 0 -2			

Technical Fouls: NONE

Shooting By Period	1st FG%	2nd FG%	3rd FG%	FT%
1st FG%	11-28 39.3%			
2nd FG%	5-16 31.3%			
3rd FG%	16-35 45.7%			
FT%	6-15 40.0%			
3PT%	5-15 33.3%			
OT FG%	5-15 33.3%			
3PT%	4-9 44.4%			
FT%	5-8 62.5%			
GM FG%	32-78 41.0%			
3PT%	15-40 37.5%			
FT%	17-24 70.8%			

Dead Ball Rebounds: 3, 2

Biggest lead	TSU 7 (2nd 12:41)	NKU 8 (2nd 2:54)
Best Scoring Run	7 (1st 0:30)	12 (2nd 4:38)
Lead Changes	21	
Times Tied	13	
Time with Lead	24:42	17:32



Official Basketball Box Score - Final
Midway at Northern Ky.
11/25/19 BB&T Arena, Highland Heights
2019-20 Men's Basketball

Game Time: 7:00 PM
Game Duration: 1:43
Attendance: 2,478

Officials: Alfred Smith, Shane Staggs, Bryan Washer

Midway - 56

Record: 3-5

NO. Name	Min	FG	3P	FT	Rebounds	Fouls	TP	AS	TO	ST	Blocks	+/-
0 Kwon Evans	31:28	9-18	0-3	0-3	0 6 6	3 5	18 2	4 1	1 1 -29			
3 DJ Lujan	27:34	5-9	0-2	0-0	2 1 3	0 1	10 1	0 1	0 1 -20			
4 Kaleb Britt	25:01	3-7	0-2	0-1	1 3 4	2 2	6 2	4 1	0 0 -24			
15 Jason Gammage	25:33	1-4	0-0	0-0	0 4 0	0 0	3 2	3 4	2 0 -23			
32 Luke Thorburg	16:24	2-4	1-1	0-0	1 1 2	3 1	5 0	0 0	0 0 -12			
11 Donnie Miller	23:25	2-5	0-3	4-6	2 1 3	2 6	9 0	0 3	0 0 -18			
5 Krysta Sims	12:27	0-0	0-0	0-0	2 1 2	4 1	0 0	0 0	1 0 -14			
14 Ricardo Travis	13:48	1-6	0-2	0-0	0 0 0	2 0	2 0	2 3	0 0 -6			
2 Krizel Mitchell	14:28	0-2	0-0	0-0	0 1 1	1 0	0 0	2 1	0 0 -14			
12 Ridge Hall	03:30	1-2	0-0	0-0	0 1 1	0 0	2 0	0 1	0 1 5			
30 Derrick Strong	03:00	0-0	0-0	0-0	0 1 1	0 0	0 0	2 0	0 0 5			
13 Teewan Wiggington	01:11	0-0	0-0	0-0	0 0 0	0 0	0 0	0 0	0 0 0			
51 Travis Hensley	01:11	1-1	0-0	0-0	0 0 0	0 0	2 0	0 0	0 0 0			
33 Patrick Meyer-Kayzer	00:40	0-0	0-0	0-0	0 0 0	0 0	0 0	0 0	0 0 0			
Team					1 2 3		0 0					
Totals		25-58	2-15	4-11	7 23 30	17 19	56 8	21 10	2 4 -30			

Technical Fouls: NONE

Shooting By Period	1st FG%	2nd FG%	3rd FG%	FT%
1st FG%	10-20 50.0%			
2nd FG%	14-28 50.0%			
3rd FG%	1-5 20.0%			
FT%	4-7 57.1%			
GM FG%	25-58 43.1%			
3PT%	2-15 13.3%			
FT%	4-11 36.4%			

Dead Ball Rebounds: 0, 0

Northern Ky. - 86

Record: 5-2

NO. Name	Min	FG	3P	FT	Rebounds	Fouls	TP	AS	TO	ST	Blocks	+/-
00 Silas Adheke	F 15:39	4-5	0-0	1-2	4 6 1	1 1	9	0	1	3	1	1 13
32 Dantez Walton	F 05:11	1-3	0-1	0-0	0 2 2	2 0	2	0	1	0	0	0 2
5 Bryson Langdon	G 20:45	7-9	3-4	0-1	1 1 2	0 2	17	5	1	5	0	0 24
12 Trevon Faulkner	G 08:49	0-1	0-1	1-2	0 1 1	0 2	1	1	1	0	0	0 16
15 Tyler Sharpe	G 05:08	0-0	0-0	0-0	0 0 0	0 1	1	0	0	0	0	0 3
4 Adrian Nelson	19:07	2-3	0-0	1-2	1 7 8	1 1	5	0	1	0	1	0 23
14 Karl Harris	27:31	8-12	2-3	3-3	2 8 10	4 3	21	2	4	1	0	0 24
30 Bryant Mccabey	25:24	1-6	1-6	0-0	2 1 3	2 0	3	2	2	1	0	0 22
3 Tre Cobbs	14:57	3-5	0-0	2-4	0 0 0	5 2	8	2	2	0	0	0 10
1 Adham Eleda	29:17	3-10	2-7	4-5	1 4 5	1 3	12	0	1	1	0	0 9
2 Paul Dyko	24:42	2-4	2-4	2-2	2 2 3	2 0	2	1	1	2	0	0 10
44 David Wassler	03:30	1-3	0-1	0-0	0 0 0	2 0	2	0	1	0	0	0 -5
Total		32-61	8-24	14-23	10 33 43	19 17	86	14	17	12	4	2 30

2019-20 NKU MEN'S BASKETBALL GAME NOTES



Official Basketball Box Score - Final
Northern Kentucky at Miami (OH)
 12/04/19 Milet Hall, Oxford
 2019-20 Men's Basketball

Game Time: 12:02 AM
 Game Duration: 1:48
 Attendance: 1,588

Officials: Bill Ek, Larry Scrotho, Darryl Smith

Northern Kentucky - 76 Record: 6-3

NO. Name	Min	FG	3P	FT	Rebounds	Fouls	TP	AS	TO	ST	Blocks	+/-
00 Silas Adheke	F 14:18	2-2	0-0	0-0	1 4 5	1 0	4	0	2	0	0	3
32 Dantez Walton	F 36:09	13-20	4-9	2-8	3 5 8	2 8	32	4	2	0	0	15
5 Bryson Langdon	G 35:14	0-4	0-3	2-2	0 0 0	3 1	2	1	2	1	0	16
12 Trevon Faulkner	G 29:57	2-4	1-3	1-2	0 6 6	3 5	6	2	4	1	0	13
15 Tyler Sharpe	G 36:54	6-15	1-8	5-6	0 2 2	2 4	18	2	2	3	0	17
1 Adham Eleeda	19:41	1-5	1-4	0-0	2 5 7	3 0	3	2	0	1	0	16
4 Adrian Nelson	17:52	3-3	0-0	0-0	3 9 12	3 0	6	1	0	0	0	17
30 Bryant Mocabey	07:59	1-3	0-2	1-2	0 0 0	1 1	3	0	1	0	0	9
2 Paul Djoko	00:58	0-0	0-0	0-0	0 0 0	0 0	0	0	0	0	0	2
3 Tre Cobbs	00:58	0-0	0-0	2-2	0 0 0	0 1	2	0	0	0	0	2
Team					0 0 0		0					
Totals		28-56	7-29	13-22	9 29 38	18 20	76	12	13	6	0	1 22

Technical Fouls: Sharpe 2nd 2:08

Miami (OH) - 54 Record: 4-4

NO. Name	Min	FG	3P	FT	Rebounds	Fouls	TP	AS	TO	ST	Blocks	+/-
13 Dalorite Brown	F 31:17	5-12	2-5	5-5	1 6 7	4 4	17	0	2	1	0	-12
45 Sam Bowman	C 17:24	2-2	0-0	0-1	1 1 2	1 1	4	0	2	0	0	0
1 Nike Sibande	G 33:29	2-7	0-2	1-2	2 5 7	4 4	5	2	4	2	0	-12
2 Mekhi Lairy	G 25:24	3-6	1-2	2-2	1 5 6	2 2	9	5	2	0	0	-10
15 Milos Jovic	G 26:38	0-4	0-3	0-0	2 3 5	2 1	0	2	2	0	0	-8
3 Dae Dae Grant	18:08	3-9	0-3	3-3	1 1 2	0 2	9	1	0	0	0	-17
4 Isaiah Coleman-Lands	20:05	0-5	0-5	3-3	1 2 3	2 1	3	0	3	2	0	-14
5 Precious Ayah	10:43	1-2	0-0	0 0	1 0 1	1 1	2	0	1	0	0	-16
11 Myja White	02:47	0-1	0-0	0 0	0 0 0	0 0	0	0	0	0	0	-8
22 Elijah McNamara	04:32	0-0	0-0	0 0	0 0 0	0 0	0	0	1	0	0	-5
35 Josh Brewer	07:37	2-5	1-2	0-0	0 0 0	2 0	5	0	0	0	0	-4
20 Benjamin Littleken	00:58	0-1	0-1	0-0	0 0 0	0 1	0	0	0	0	0	-2
24 Michael Ritchie	00:58	0-1	0-0	0 0	0 0 0	0 0	0	0	0	0	0	-2
Team					0 3 3		0					
Totals		18-55	4-24	14-16	10 26 36	20 18	54	10	16	6	1	0 22

Technical Fouls: NONE

	NKU	Miami	Points from Turnovers	NKU	Miami	Period by Period Scoring
Biggest lead	23 (2 nd 4:09)	6 (1 st 17:18)	14	7		
Best Scoring Run	12 (2 nd 8:16)	6 (2 nd 2:08)	38	16		
Lead Changes	1		Second Chance	14	4	
Times Tied	1		Fast Breaks	7	5	
Time with Lead	32:15	06:31	Bench	14	19	



Official Basketball Box Score - Final
Illinois St. at Northern Ky.
 12/15/19 BB&T Arena, Highland Heights
 2019-20 Men's Basketball

Game Time: 2:00 PM
 Game Duration: 1:40
 Attendance: 2,820

Officials: Steve Horack, Brian McNut, Luke Oltman

Illinois St. - 64 Record: 4-6

NO. Name	Min	FG	3P	FT	Rebounds	Fouls	TP	AS	TO	ST	Blocks	+/-
5 Keith Fisher II	F 21:07	2-4	0-0	0-4	3 3 6	3 2	4	3	0	0	0	-10
13 Ray Kiowu	F 25:30	6-7	0-0	2-2	2 2 4	2 3	14	1	1	0	0	-10
0 DJ Horne	G 28:39	2-5	0-2	0 0	5 5 1	1 1	4	4	1	0	0	-21
2 Zach Copeland	G 29:07	5-10	2-4	1-1	0 0 0	0 2	23	1	5	0	0	-4
25 Jaycee Hilsman	G 07:42	1-1	0-0	0 2	2 1 0	2	0	1	0	0	0	-4
3 Ricky Torres	13:22	2-2	0-0	0 4	4 0 0	0 4	1	1	0	0	0	5
12 Antonio Reeves	21:51	3-8	1-2	0-0	2 1 3	0 1	7	0	2	0	0	-5
22 Matt Chestnut	13:30	2-7	0-0	0-0	0 0 0	0 0	4	1	2	1	0	-5
32 Taylor Bruninga	14:15	0-2	0-1	0 4	5 2 0	0 0	0	2	0	0	0	-3
1 Dedric Boyd	19:55	3-9	2-4	0-0	0 0 0	2 2	8	1	1	0	0	-25
4 Abdou Ndiaye	02:13	0-0	0-0	0 0	0 0 0	0 0	0	0	0	1	0	3
14 Hank Beard	00:36	0-0	0-0	0 0	0 0 0	0 0	0	0	0	0	0	1
15 Elijah Donnelly	02:13	2-2	0-0	0-0	0 0 0	0 0	1	4	0	0	0	3
Team					1 1 2		0					
Totals		28-57	5-14	3-7	9 22 31	13 12	64	12	16	1	0	1-15

Technical Fouls: NONE

Northern Ky. - 79 Record: 8-3

NO. Name	Min	FG	3P	FT	Rebounds	Fouls	TP	AS	TO	ST	Blocks	+/-
00 Silas Adheke	F 11:35	3-3	1-1	1-1	2 2 4	2 1	6	0	2	0	0	-5
32 Dantez Walton	F 35:00	7-10	3-6	2-3	2 4 6	1 3	19	7	2	0	0	12
5 Bryson Langdon	G 37:23	2-5	1-2	2-2	0 3 3	1 1	7	5	1	0	0	16
12 Trevon Faulkner	G 31:39	4-9	1-3	0-1	1 2 3	3 1	9	2	3	3	0	13
15 Tyler Sharpe	G 32:39	10-17	5-8	5-6	0 2 2	1 4	30	4	2	3	0	16
14 Karl Harris	09:06	0-2	0-1	0-0	1 2 3	0 0	0	0	0	0	1	2
1 Adham Eleeda	22:03	0-4	0-0	0 2	2 2 0	0 0	1	0	0	0	0	15
4 Adrian Nelson	16:46	2-3	0-0	2-5	0 3 3	1 3	6	0	1	1	0	0
2 Paul Djoko	01:37	0-0	0-0	0 0	0 0 0	0 0	0	0	0	0	0	-2
30 Bryant Mocabey	01:37	0-0	0-0	0 0	0 0 0	1 0	0	0	1	0	0	-2
44 David Wassler	00:35	0-0	0-0	0-0	0 1 1	0 0	0	0	0	0	0	0
Team					1 1 2		0					
Totals		28-63	11-25	12-18	7 22 29	12 13	79	19	13	7	0	1 15

Technical Fouls: NONE

	ISU	NKU	Points from Turnovers	ISU	NKU	Period by Period Scoring
Biggest lead	4 (1 st 17:48)	19 (2 nd 2:13)	14	23		
Best Scoring Run	7 (1 st 10:03)	13 (2 nd 14:02)	34	30		
Lead Changes	10		Second Chance	12	4	
Times Tied	2		Fast Breaks	4	8	
Time with Lead	04:15	33:35	Bench	27	6	



Official Basketball Box Score - Final
Eastern Ky. at Northern Ky.
 12/09/19 BB&T Arena, Highland Heights
 2019-20 Men's Basketball

Game Time: 12:00 AM
 Game Duration: 1:46
 Attendance: 3,199

Officials: Ed Phillips, Chris Pacci, Tucson Grigg

Eastern Ky. - 57 Record: 3-6

NO. Name	Min	FG	3P	FT	Rebounds	Fouls	TP	AS	TO	ST	Blocks	+/-
2 Tre King	F 18:03	3-5	0-0	1-1	1 2 3	3 2	7	0	0	1	0	-2
5 Darius Hicks	F 28:12	1-6	0-0	1-4	2 4 6	4 4	3	2	1	2	1	-20
1 Jacques Hobbs	G 25:10	3-8	1-1	0-0	0 1 1	3 1	7	5	0	3	0	-12
11 Jomaru Brown	G 26:12	2-10	1-4	0-0	0 2 2	1 0	5	2	3	2	0	-10
12 Ty Taylor	G 32:48	5-10	4-8	0-0	1 0 1	1 0	14	0	3	0	0	-16
24 Michael Moreno	23:39	3-5	0-2	0-1	2 1 3	0 2	6	2	2	1	0	-6
14 Houston King	17:15	3-7	0-0	0-0	0 1 1	3 1	6	1	2	1	0	-2
0 Russard Cruickshank	16:45	2-7	2-6	0-0	0 0 0	0 0	0	6	1	2	1	-16
13 Tariq Balogun	03:07	0-0	0-0	0-0	0 0 0	2 0	0	0	0	0	0	-2
21 Lachlan Anderson	08:11	1-2	1-2	0-0	0 4 4	1 1	3	0	0	0	0	-11
23 Cameron Carmical	00:38	0-0	0-0	0-0	0 0 0	0 0	0	0	0	0	0	-2
Team					1 0 1		0					
Totals		23-60	9-26	2-6	7 15 22	18 11	57	13	13	11	1	1-19

Technical Fouls: NONE

Northern Ky. - 76 Record: 7-3

NO. Name	Min	FG	3P	FT	Rebounds	Fouls	TP	AS	TO	ST	Blocks	+/-
00 Silas Adheke	F 08:33	0-0	0-0	0-0	1 2 3	2 1	0	0	1	0	0	4
32 Dantez Walton	F 37:06	7-11	3-5	1-1	1 8 9	3 2	18	2	3	2	0	11
5 Bryson Langdon	G 37:12	5-6	2-3	2-2	0 4 4	1 3	14	4	6	2	0	19
12 Trevon Faulkner	G 35:15	6-12	0-3	6-7	1 5 6	1 7	18	7	6	1	0	18
15 Tyler Sharpe	G 40:00	3-7	1-5	3-3	0 5 5	2 4	10	4	2	3	0	19
4 Adrian Nelson	20:43	5-6	0-0	0-2	2 2 4	2 1	10	0	0	0	1	10
1 Adham Eleeda	19:31	2-6	2-6	0-0	2 4 6	0 0	6	0	0	1	0	15
30 Bryant Mocabey	01:40	0-0	0-0	0-0	0 0 0	0 0	0	0	0	1	0	-5
Team					0 2 2		0					
Totals		28-48	8-22	12-15	7 32 39	11 18	76	17	21	10	1	1 19

Technical Fouls: NONE

	EKU	NKU	Points from Turnovers	EKU	NKU	Period by Period Scoring
Biggest lead	12 (1 st 11:32)	19 (2 nd 1:23)	22	16		
Best Scoring Run	8 (1 st 11:32)	15 (1 st 5:57)	Paint	22	34	
Lead Changes	8		Second Chance	6	10	
Times Tied	6		Fast Breaks	11	13	
Time with Lead	15:23	20:37	Bench	21	16	



Official Basketball Box Score - Final
Northern Ky. at UNC Greensboro
 12/22/19 Fleming Gymnasium, Greensboro, N.C.
 2019-20 Men's Basketball

Game Time: 12:00 AM
 Game Duration: 2:03
 Attendance: 648

Officials: James Smith, Archibald Whaley, Bruce Benedict

Northern Ky. - 50 Record: 9-4

Barnett High School - 2016-2017												
Varsity Boys Basketball												
Game 1 - 12/20/16												
Barnett High School vs. St. Louis												
NO. Name	Min	FG	3P	FT	Rebounds	Fouls	TP	AS	TO	ST	Blocks	+/-
00 Silas Adheke	F 12:31	1-2	0-0	0-0	0 4 4	1 0	2	0	1	0	0	0
1 Adham Eleeda	G 11:15	0-1	0-1	0-0	0 1 1	1 0	0	0	0	0	0	1
5 Bryson Langdon	G 36:11	0-6	0-1	1-2	1 4 5	1 5	1	3	4	2	0	-20
12 Trevon Faulkner	G 36:46	2-6	1-3	2-2	2 2 4	3 5	7	2	4	0	0	-19
15 Tyler Sharpe	G 36:59	10-24	6-15	7-7	1 4 5	2 5	33	1	3	0	0	-17
14 Karl Harris	21:24	0-2	0-0	1-2	1 2 3	0 0	0	1	1	0	1	-7
4 Adrian Nelson	14:49	0-0	0-0	0	2 2 4	0 0	0	1	0	0	0	-19
7 Tre Cobbs	09:30	1-3	0-0	4-4	0 1 1	2 3	6	0	2	0	0	-1
30 Bryant Mccabey	11:03	0-2	0-1	0-0	1 1 1	0 0	1	0	0	0	0	-8
2 Paul Djoko	09:32	0-0	0-0	0	2 3 1	1 0	0	2	0	0	0	5
Team					0 2 2			0	2			
Totals		14-46	7-21	15-17	8 25 33	11 18	50	10	16	4	0	-17

2019-20 NKU MEN'S BASKETBALL GAME NOTES



Official Basketball Box Score - Final
Milwaukee at Northern Ky.
12/28/19 BB&T Arena, Highland Heights
2019-20 Men's Basketball

Game Time: 1:00 PM
Game Duration: 1:55
Attendance: 2,551

Officials: John Royce, Edwin Young, Josh White

Milwaukee - 64

Record: 5-8 (0-1)

NO. Name	Min	FG M-A	3P M-A	FT M-A	Rebounds OR DR TOT	Fouls PF FO	TP	AS	TO	ST	Blocks BS BA	+/-
5 C.J. Wilbourn	12:28	2-3	0-0	0-0	4 0 4	3 3	4	1	2	0	0 0	-7
1 DeAndre Abram	32:18	4-14	1-7	0-3	1 3 4	5 2	9	1	1	0	2 0	-13
3 TeJon Lucas	38:40	10-19	1-4	3-3	0 2 2	4 4	24	2	5	2	0 1	-9
20 Darius Roy	20:25	3-9	0-2	0-0	1 3 4	5 0	6	3	0	1	0 0	-4
24 Josh Thomas	33:22	3-6	0-1	0-0	0 4 4	5 0	6	1	0	0	0 0	-10
4 Will Sessions	24:01	2-2	0-0	7-9	2 3 5	2 6	11	1	1	0	1 0	5
13 Courtney Brown Jr.	17:51	1-1	0-0	0-0	1 3 4	2 0	2	0	2	0	0 0	6
22 Shae Mitchell	06:46	0-2	0-1	0-0	0 1 1	0 0	0	0	1	0	0 0	-7
3 Tyler Behrendt	06:17	0-1	0-1	0-0	0 2 2	0 1	0	0	0	0	0 0	-6
10 Arturo Bingham	04:54	0-1	0-1	0-0	0 0 0	0 2	0	0	0	0	0 0	-2
2 Harrison Henderson	02:58	1-1	0-0	0-0	1 0 1	0 0	2	0	0	0	0 0	-3
Team					2 1 3		0		0			
Totals	26:59	2-17	10-15	12-22	34	26	18	64	9	12	3 3	-10

Technical Fouls: NONE

Northern Ky. - 74

Record: 9-4 (1-0)

NO. Name	Min	FG M-A	3P M-A	FT M-A	Rebounds OR DR TOT	Fouls PF FO	TP	AS	TO	ST	Blocks BS BA	+/-
4 Adrian Nelson	26:56	3-4	0-0	3-3	5 7 12	4 4	9	1	2	0	1 1	12
5 Bryson Langdon	30:21	2-9	1-5	4-4	0 1 1	4 3	9	3	4	0	0 0	5
12 Trevon Faulkner	28:11	5-14	0-3	6-8	2 6 8	4 5	18	3	2	0	0 0	5
15 Tyler Sharpe	39:29	9-17	6-10	7-7	1 2 3	2 10	31	4	1	1	0 1	8
30 Bryant Mocabey	31:08	1-4	1-4	0-0	0 1 1	2 1	3	0	1	0	0 0	3
3 Tre Cobbs	08:19	0-0	0-0	1-4	0 0 0	0 1	2	1	0	2	1 0	0
2 Paul Djoko	03:40	0-0	0-0	1 0 1	0 0 0	0 0	0	0	0	0 0	0 0	-5
00 Silas Adheke	10:59	1-4	0-0	2 3 5	0 0 0	2 0	0	0	0	0 1	2	
1 Adham Eleeda	20:57	1-4	1-3	0-1	2 3 5	1 1	3	0	0	2	0 0	20
Team					4 1 5		0	2				
Totals	22:56	9-25	21-27	17-24	41	28	74	11	14	4	1 3	10

Technical Fouls: NONE

	MKE	NKU
Biggest lead	0 (1 st 20:00)	11 (1 st 2:46)
Best Scoring Run	7 (1 st 12:23)	9 (1 st 4:06)
Lead Changes	0	
Times Tied	3	
Time with Lead	00:00	36:28

Points from	MKE	NKU
Turnovers	17	8
Paint	38	20
Second Chance	10	8
Fast Breaks	16	12
Bench	15	6

Period by Period Scoring	1st	2nd	TOT
MKE	24	40	64
NKU	31	43	74



Official Basketball Box Score - Final
Green Bay at Northern Ky.
12/30/19 BB&T Arena, Highland Heights
2019-20 Men's Basketball

Game Time: 7:00 PM
Game Duration: 1:47
Attendance: 3,127

Officials: Rob Kuersten, Kelly Pfeifer, Brian McNair

Green Bay - 73

Record: 6-9 (1-1)

NO. Name	Min	FG M-A	3P M-A	FT M-A	Rebounds OR DR TOT	Fouls PF FO	TP	AS	TO	ST	Blocks BS BA	+/-
15 Manny Patterson	29:58	6-8	0-1	3-4	6 4 10	2 4	15	1	0	0	0 0	17
33 Cody Schwartz	05:58	1-3	1-2	0-0	0 0 0	0 0	3	0	0	0	0 0	6
1 Amari Davis	30:07	4-14	0-1	0-1	0 2 2	4 1	8	3	0	0	0 0	18
11 JayQuan McCloud	38:17	4-9	1-3	4-4	1 7 8	1 4	13	8	1	2	0 1	20
21 Kameron Hankerson	31:27	3-10	0-2	0-0	1 5 6	3 4	6	2	2	1	0 1	11
2 PJ Pipes	34:53	8-10	4-6	0-0	0 3 3	3 3	20	2	2	0	0 0	7
34 Will Chevalier	07:59	1-2	1-2	0-1	0 4 4	2 2	3	0	0	0	1 0	-3
13 Trevian Bell	08:33	0-0	0-0	0-0	0 1 1	0 0	0	1	2	1	0 0	3
4 Hunter Bell	11:38	0-1	0-0	5-6	0 2 2	2 3	5	0	1	0	0 0	-4
4 Giovanni Miles	01:10	0-0	0-0	0-0	0 0 0	0 0	0	0	0	0	0 0	-5
Team					1 2 3		0		1			
Totals	27:57	7-17	12-16	9-30	39	17	73	17	9	6	2 2	14

Technical Fouls: NONE

Northern Ky. - 59

Record: 9-5 (1-1)

NO. Name	Min	FG M-A	3P M-A	FT M-A	Rebounds OR DR TOT	Fouls PF FO	TP	AS	TO	ST	Blocks BS BA	+/-
4 Adrian Nelson	21:08	1-1	0-0	0-2	0 6 6	2 2	2	0	1	1	1 0	-28
5 Bryson Langdon	29:46	3-6	1-4	2-2	0 2 2	4 1	9	4	1	1	0 0	-14
12 Trevon Faulkner	34:25	3-14	2-5	2-2	1 1 2	2 1	10	0	2	1	0 1	-14
15 Tyler Sharpe	30:43	3-10	0-3	0-1	0 3 3	1 5	6	0	1	2	0 1	-23
30 Bryant Mocabey	11:23	0-5	0-4	2-2	3 2 5	2 2	2	0	3	0	0 0	-12
1 Adham Eleeda	12:29	1-3	1-3	0-0	0 1 1	1 1	3	0	0	0	0 0	0
11 Jalen Tate	18:33	5-10	0-4	1-1	1 2 3	2 3	11	3	3	0	0 0	-6
00 Silas Adheke	18:52	1-1	0-0	0-1	3 3 6	4 1	2	0	0	0	1 0	14
3 Tre Cobbs	13:39	4-7	0-1	1-2	1 0 1	3 1	9	1	0	0	0 0	6
14 Karl Harris	05:45	1-1	0-0	1 1 2	0 0 0	2 0	2	0	0	1	0 0	2
2 Paul Djoko	03:17	1-3	1-2	0-0	1 0 1	0 0	3	1	0	0	0 0	5
Team					2 2 4		0		0			
Totals	23:61	5-26	8-13	13-22	35	21	59	9	11	6	2 2	-14

Technical Fouls: NONE

	UGB	NKU
Biggest lead	24 (2 nd 5:36)	0 (1 st 20:00)
Best Scoring Run	10 (1 st 15:53)	5 (1 st 3:19)
Lead Changes	0	
Times Tied	0	
Time with Lead	39:12	00:00

Points from	UGB	NKU
Turnovers	6	8
Paint	14	32
Second Chance	9	4
Fast Breaks	16	4
Bench	28	30

Period by Period Scoring	1st	2nd	TOT
UGB	34	39	73
NKU	22	37	59

NORTHERN KENTUCKY
BASKETBALL

NORTHERN KENTUCKY
BASKETBALL



Official Basketball Box Score - Final
Northern Ky. at Detroit Mercy
01/04/20 Calkins Hall, Detroit, MI
2019-20 Men's Basketball

Game Time: 12:00 AM
Game Duration: 2:10
Attendance: 1,323

Officials: Brandon Cruz, Alfred Smith, Chris Pacci

Northern Ky. - 58

Record: 9-6 (1-2)

NO. Name	Min	FG M-A	3P M-A	FT M-A	Rebounds OR DR TOT	Fouls PF FO	TP	AS	TO	ST	BS BA	+/-
0 Silas Adheke	F 23:59	1-6	0-1	3-4	1 7 8	2 2 5	0	1	0	1	1	-9
11 Jalen Tate	F 32:39	4-13	0-1	3-3	1 3 4	4 2 11	1	2	1	0	1	0
5 Bryson Langdon	G 29:05	1-7	0-3	2-2	0 2 2	2 2 4	4	7	3	0	0	-1
12 Trevon Faulkner	G 27:10	4-7	1-2	4-4	1 1 2	3 5 13	1	1	3	0	1	0
15 Tyler Sharpe	G 40:00	2-10	0-8	0-0	0 3 3	2 2 5	2	3	2	0	1	-8
4 Adrian Nelson	T 11:52	1-2	0-0	0-2	1 1 2	2 1 3	2	1	1	0	0	-2
30 Bryant Mocabey	07:39	1-2	1-2	0-0	0 0 0	1 0 1	3	0	0	0	0	1
3 Tre Cobbs	08:13	0-0	0-0	1-2	0 0 0	2 3 1	2	1	1	0	0	-15
1 Adham Eleeda	19:23	5-10	4-9	0-0	1 3 4	2 0 14	0	1	2	0	0	-6
Team					4 2 6	0	0	1				
Totals		19-57	7-26	13-17	8 22 30	20 17 58	14	15	12	1 4	-8	

Technical Fouls: NONE

Detroit Mercy - 66

Record: 3-12 (1-1)

NO. Name	Min	FG M-A	3P M-A	FT M-A	Rebounds OR DR TOT	Fouls PF FO	TP	AS	TO	ST	Blocks BS BA	+/-
2 Justin Miller	33:10	7-14	0-0	4-7	1 5 6	3 5	18	5	3	2	0 1	17
13 Alonde LeGrand	18:56	0-0	0-0	2-2	1 4 5	4 3	2	1	3	0	1 0	-9
21 Chris Brandon	23:44	5-5	0-0	0-2	5 4 9	2 2	10	1	0	1	2 0	-2
0 Antoine Davis	40:00	5-13	3-7	4-4	1 5 6	4 4	17	2	6	1	0 0	8
1 Marquis Moore	38:59	5-8	1-2	1-2	1 7 8	0 1	3	12	1	3	0 1	0
4 Dwayne Rose Jr.	27:19	3-7	0-2	1-3	0 0 0	1 3	7	3	2	1	0 0	15
41 Willy Isiani	08:36	0-2	0-2	0-0	0 1 1	0 0	0	2	0	1	0 0	0
5 Jordan Gorman	03:22	0-1	0-1	0-0	0 0 0	1 0	0	0	0	0	0 0	-2
14 Sam Hofman	05:54	0-1	0-1	0-0	0 3 3	0 0	0	1	0	0	0 0	5
Team					1 2 3		0		3			
Totals	25:51	4-15	12-20	10-31	41	17	20	66	16	20	6 4	1 8

Technical Fouls: NONE

	NKU	DETMER
Biggest lead	12 (1 st 12:01)	16 (2 nd 5:02)
Best Scoring Run	10 (2 nd 1:54)	14 (1 st 7:22)
Lead Changes	3	
Times Tied	4	
Time with Lead	17:06	19:14

Points from	NKU	DETMER
Turnovers	14	23
Paint	20	38
Second Chance	2	9
Fast Breaks	15	15
Bench	20	7

Period by Period Scoring	1st	2nd	TOT
NKU	27	31	58
DETMER	26	40	66



2019-20 Northern Ky. Men's Basketball Combined Team Statistics All games

Page 1/1
as of Jan 04, 2020

Game Records

Record	Overall	Home	Away	Neutral
ALL GAMES	9-6	6-2	3-4	0-0
CONFERENCE	1-2	1-1	0-1	0-0
NON-CONFERENCE	8-4	5-1	3-3	0-0

Score by Periods

Team	1st	2nd	OT	TOT
Northern Ky.	490	576	19	1085
Opponents	441	524	21	986

Team Box Score

No.	Player				Total		3-Point		F-Throw		Rebounds													
		GP-GS	MIN	AVG	FG-FGA	FG%	3FG-FGA	3FG%	FT-FTA	FT%	OFF	DEF	TOT	AVG	PF	DQ	A	TO	BLK	STL	PTS	AVG		
32	WALTON, Dantez	11-11	327:52	29.8	75-139	.540	30-72	.417	22-38	.579	16	63	79	7.2	31	2	28	20	8	15	202	18.4		
15	SHARPE, Tyler	15-15	530:08	35.3	76-188	.404	38-110	.345	43-54	.796	4	44	48	3.2	28	1	34	31	0	28	233	15.5		
12	FAULKNER, Trevon	15-15	462:23	30.8	59-143	.413	14-50	.280	49-60	.817	14	47	61	4.1	36	1	36	44	3	22	181	12.1		
11	TATE, Jalen	5-4	144:47	29.0	18-44	.409	1-9	.111	10-18	.556	4	19	23	4.6	13	0	23	13	1	8	47	9.4		
5	LANGDON, Bryson	15-12	439:08	29.3	38-92	.413	16-44	.364	19-25	.760	8	26	34	2.3	32	0	54	40	0	17	111	7.4		
14	HARRIS, Karl	11-0	193:14	17.6	29-56	.518	9-20	.450	14-19	.737	16	31	47	4.3	23	1	4	10	4	9	81	7.4		
00	ADHEKE, Silas	15-13	227:36	15.2	30-49	.612	1-3	.333	6-11	.545	28	52	80	5.3	34	1	3	15	5	7	67	4.5		
3	COBBS, Tre	7-0	62:23	8.9	9-17	.529	0-1	.000	11-18	.611	1	3	4	0.6	14	1	6	7	0	3	29	4.1		
1	ELEEDA, Adham	14-1	244:06	17.4	16-65	.246	14-59	.237	6-8	.750	9	33	42	3.0	22	0	5	5	0	10	52	3.7		
4	NELSON, Adrian	12-2	176:49	14.7	17-23	.739	0-0	.000	7-22	.318	14	40	54	4.5	20	0	7	9	6	2	41	3.4		
30	MOCABY, Bryant	11-2	132:06	12.0	7-33	.212	6-30	.200	3-4	.750	6	6	12	1.1	11	0	4	10	0	3	23	2.1		
44	WASSLER, David	3-0	07:02	2.3	2-4	.500	0-1	.000	0-2	.000	1	4	5	1.7	1	0	0	2	0	0	4	1.3		
2	DJOKO, Paul	12-0	102:26	8.5	5-14	.357	2-7	.286	2-7	.286	8	11	19	1.6	7	0	10	6	3	4	14	1.2		
Team											26	19	45				13							
Total		15	3050		381-867	.439	131-406	.323	192-286	.671	155	398	553	36.9	272	7	214	225	30	128	1085	72.3		
Opponents		15	3050		372-880	.423	81-304	.266	161-248	.649	156	388	544	36.3	276	9	191	234	28	92	986	65.7		

Team Statistics

	NKU	OPP
Scoring	1085	986
Points per game	72.3	65.7
Scoring margin	+6.6	-
Field goals-att	381-867	372-880
Field goal pct	.439	.423
3 point fg-att	131-406	81-304
3-point FG pct	.323	.266
3-pt FG made per game	8.7	5.4
Free throws-att	192-286	161-248
Free throw pct	.671	.649
F-Throws made per game	12.8	10.7
Rebounds	553	544
Rebounds per game	36.9	36.3
Rebounding margin	+0.6	-
Assists	214	191
Assists per game	14.3	12.7
Turnovers	225	234
Turnovers per game	15.0	15.6
Turnover margin	+0.6	-
Assist/turnover ratio	1.0	0.8
Steals	128	92
Steals per game	8.5	6.1
Blocks	30	28
Blocks per game	2.0	1.9
Winning streak	0	-
Home win streak	0	-
Attendance	22957	32319
Home games-Avg/Game	8-2870	7-4617
Neutral site-Avg/Game	-	0-0

Team Results

Date	Opponent		Score	Att.
11/05/2019	UC Clermont	W	105-55	2857
11/08/2019	at Missouri	L	56-71	8486
11/12/2019	at Coastal Carolina	W	69-68	1015
11/17/2019	Coppin St.	W	82-70	2807
11/20/2019	at Ball St.	W	59-57	3722
11/23/2019	Texas Southern	L	96-98	3118
11/25/2019	Midway	W	86-56	2478
11/30/2019	at Arkansas	L	60-66	14080
12/03/2019	at Miami (OH)	W	76-54	1588
12/08/2019	Eastern Ky.	W	76-57	3199
12/15/2019	Illinois St.	W	79-64	2820
12/21/2019	at UNC Greensboro	L	50-67	2105
12/28/2019	Milwaukee	W	74-64	2551
12/30/2019	Green Bay	L	59-73	3127
01/03/2020	at Detroit Mercy	L	58-66	1323



2019-20 Northern Ky. Men's Basketball Combined Team Statistics In Conference games

Page 1/1
as of Jan 04, 2020

Game Records

Record	Overall	Home	Away	Neutral
ALL GAMES	1-2	1-1	0-1	0-0
CONFERENCE	1-2	1-1	0-1	0-0
NON-CONFERENCE	0-0	0-0	0-0	0-0

Score by Periods

Team	1st	2nd	OT	TOT
Northern Ky.	80	111	0	191
Opponents	84	119	0	203

Team Box Score

No.	Player				Total		3-Point		F-Throw		Rebounds													
		GP-GS	MIN	AVG	FG-FGA	FG%	3FG-FGA	3FG%	FT-FTA	FT%	OFF	DEF	TOT	AVG	PF	DQ	A	TO	BLK	STL	PTS	AVG		
15	SHARPE, Tyler	3-3	110:12	36.7	14-37	.378	7-21	.333	7-8	.875	1	8	9	3.0	5	0	6	5	0	5	42	14.0		
12	FAULKNER, Trevon	3-3	89:46	29.9	12-35	.343	3-10	.300	12-14	.857	4	8	12	4.0	9	0	4	5	0	4	39	13.0		
11	TATE, Jalen	2-1	51:11	25.6	9-23	.391	0-5	.000	4-4	1.000	2	4	6	3.0	6	0	4	5	0	1	22	11.0		
5	LANGDON, Bryson	3-3	89:12	29.7	6-22	.273	2-12	.167	8-8	1.000	0	5	5	1.7	10	0	14	8	0	4	22	7.3		
1	ELEEDA, Adham	3-0	52:49	17.6	7-17	.412	6-15	.400	0-1	.000	3	7	10	3.3	4	0	0	1	0	4	20	6.7		
4	NELSON, Adrian	3-2	59:56	20.0	5-7	.714	0-0	.000	3-7	.429	5	14	19	6.3	8	0	2	4	2	1	13	4.3		
3	COBBS, Tre	3-0	30:12	10.1	4-7	.571	0-1	.000	3-8	.375	1	0	1	0.3	6	0	3	3	0	2	11	3.7		
00	ADHEKE, Silas	3-1	53:50	17.9	3-11	.273	0-1	.000	3-5	.600	6	13	19	6.3	6	0	0	1	2	0	9	3.0		
30	MOCABY, Bryant	3-2	50:10	16.7	2-11	.182	2-10	.200	2-2	1.000	3	3	6	2.0	5	0	0	5	0	0	8	2.7		
14	HARRIS, Karl	1-0	05:45	5.8	1-1	1.000	0-0	.000	0-0	.000	1	1	2	2.0	0	0	0	0	0	1	2	2.0		
2	DJOKO, Paul	2-0	06:57	3.5	1-3	.333	1-2	.500	0-0	.000	2	0	2	1.0	0	0	1	0	0	0	3	1.5		
Team											10	5	15					3						
Total		3	600		64-174	.368	21-77	.273	42-57	.737	38	68	106	35.3	59	0	34	40	4	22	191	63.7		
Opponents		3	600		78-167	.467	13-49	.265	34-51	.667	31	83	114	38.0	60	3	42	41	9	15	203	67.7		

Team Statistics

	NKU	OPP
Scoring	191	203
Points per game	63.7	67.7
Scoring margin	-4.0	-
Field goals-att	64-174	78-167
Field goal pct	.368	.467
3 point fg-att	21-77	13-49
3-point FG pct	.273	.265
3-pt FG made per game	7.0	4.3
Free throws-att	42-57	34-51
Free throw pct	.737	.667
F-Throws made per game	14.0	11.3
Rebounds	106	114
Rebounds per game	35.3	38.0
Rebounding margin	-2.7	-
Assists	34	42
Assists per game	11.3	14.0
Turnovers	40	41
Turnovers per game	13.3	13.7
Turnover margin	+0.3	-
Assist/turnover ratio	0.9	1.0
Steals	22	15
Steals per game	7.3	5.0
Blocks	4	9
Blocks per game	1.3	3.0
Winning streak	0	-
Home win streak	0	-
Attendance	5678	1323
Home games-Avg/Game	2-2839	1-1323
Neutral site-Avg/Game	-	0-0

Team Results

Date	Opponent		Score	Att.
12/28/2019	Milwaukee	W	74-64	2551
12/30/2019	Green Bay	L	59-73	3127
01/03/2020	at Detroit Mercy	L	58-66	1323



2019-20 NKU Men's Basketball
Northern Ky. Team Game-by-Game Comparison (as of Jan 03, 2020)
All games



Opponent	1st	2nd	Score	Mar	Total FG	FG Pct	3-Pointers	3FG Pct	Free Throws	FT Pct	Rebounds	Assist	T/Over	Block	Steal	Fouls
UC CLERMONT	55/30	50/25	105-55	+50	39-73/21-57	.534/.368	10-36/8-25	.278/.320	17-32/5-9	.531/.556	54/28 +26	21/13	13/26	5/1	17/5	14/26
Mizzou	29/36	27/35	56-71	(15)	22-59/25-55	.373/.455	8-29/6-19	.276/.316	4-6/15-17	.667/.882	28/39 (11)	13/14	11/12	1/3	6/6	19/14
Coastal Carolina	34/26	35/42	69-68	+1	25-54/21-54	.463/.389	10-26/5-17	.385/.294	9-16/21-28	.563/.750	32/37 (5)	16/9	14/13	3/1	10/5	23/17
COPPIN ST.	34/28	48/42	82-70	+12	30-63/26-66	.476/.394	14-35/5-26	.400/.192	8-16/13-20	.500/.650	44/39 +5	21/8	16/14	4/2	8/6	16/18
Ball St.	21/22	38/35	59-57	+2	19-51/22-54	.373/.407	4-18/4-18	.222/.222	17-25/9-26	.680/.346	38/37 +1	9/11	17/15	3/2	6/11	23/15
TEXAS SOUTHERN	31/32	46/45	96-98	(2)	32-78/35-75	.410/.467	15-40/7-21	.375/.333	17-24/21-30	.708/.700	37/53 (16)	19/17	22/24	1/0	10/8	28/26
MIDWAY	46/23	40/33	86-56	+30	32-61/25-58	.525/.431	8-24/2-15	.333/.133	14-23/4-11	.609/.364	43/30 +13	14/8	17/21	4/2	12/10	19/17
Arkansas	28/33	32/33	60-66	(6)	20-51/23-55	.392/.418	8-24/3-18	.333/.167	12-15/17-22	.800/.773	32/37 (5)	9/18	12/12	4/1	10/5	19/14
Miami (OH)	29/22	47/32	76-54	+22	28-56/18-55	.500/.327	7-29/4-24	.241/.167	13-22/14-16	.591/.875	38/36 +2	12/10	13/16	0/1	6/6	18/20
EASTERN KY.	35/35	41/22	76-57	+19	28-48/23-60	.583/.383	8-22/9-26	.364/.346	12-15/2-6	.800/.333	39/22 +17	17/13	21/13	1/1	10/11	11/18
ILLINOIS ST.	43/36	36/28	79-64	+15	28-53/28-57	.528/.491	11-25/5-14	.440/.357	12-18/3-7	.667/.429	29/31 (2)	19/12	13/16	0/1	7/1	12/13
UNC Greensboro	25/34	25/33	50-67	(17)	14-46/27-67	.304/.403	7-21/10-32	.333/.313	15-17/3-5	.882/.600	33/41 (8)	10/16	16/11	0/4	4/3	11/18
MILWAUKEE	31/24	43/40	74-64	+10	22-56/26-59	.393/.441	9-25/2-17	.360/.118	21-27/10-15	.778/.667	41/34 +7	11/9	14/12	1/3	4/3	18/26
GREEN BAY	22/34	37/39	59-73	(14)	23-61/27-57	.377/.474	5-26/7-17	.192/.412	8-13/12-16	.615/.750	35/39 (4)	9/17	11/9	2/2	6/6	21/17
Detroit Mercy	27/26	31/40	58-66	(8)	19-57/25-51	.333/.490	7-26/4-15	.269/.267	13-17/12-20	.765/.600	30/41 (11)	14/16	15/20	1/4	12/6	20/17

Note: Game totals are displayed in the format TEAM/OPPONENT for each category



**2019-20 Northern Ky. Men's Basketball
Team High/Low Analysis
All games**

Page 1/4
as of Jan 04, 2020

Northern Ky. - Game Highs

POINTS	105		UC Clermont (11/05/2019)
	96		Texas Southern (11/23/2019)
	86		Midway (11/25/2019)
	82		Coppin St. (11/17/2019)
	79		Illinois St. (12/15/2019)
FIELD GOALS MADE	39		UC Clermont (11/05/2019)
	32		Midway (11/25/2019)
	32		Texas Southern (11/23/2019)
FIELD GOAL ATTEMPTS	78		Texas Southern (11/23/2019)
	73		UC Clermont (11/05/2019)
FIELD GOAL PERCENTAGE	.583	(28-48)	Eastern Ky. (12/08/2019)
	.534	(39-73)	UC Clermont (11/05/2019)
3 PT FG MADE	15		Texas Southern (11/23/2019)
	14		Coppin St. (11/17/2019)
3 PT FG ATTEMPTS	40		Texas Southern (11/23/2019)
	36		UC Clermont (11/05/2019)
3 PT FG PERCENTAGE	.440	(11-25)	Illinois St. (12/15/2019)
	.400	(14-35)	Coppin St. (11/17/2019)
FREE THROWS MADE	21		Milwaukee (12/28/2019)
	17		Texas Southern (11/23/2019)
	17		at Ball St. (11/20/2019)
	17		UC Clermont (11/05/2019)
FREE THROW ATTEMPTS	32		UC Clermont (11/05/2019)
	27		Milwaukee (12/28/2019)
FREE THROW PERCENTAGE	.882	(15-17)	at UNC Greensboro (12/21/2019)
	.800	(12-15)	Eastern Ky. (12/08/2019)
	.800	(12-15)	at Arkansas (11/30/2019)
REBOUNDS	54		UC Clermont (11/05/2019)
	44		Coppin St. (11/17/2019)
ASSISTS	21		Coppin St. (11/17/2019)
	21		UC Clermont (11/05/2019)
STEALS	17		UC Clermont (11/05/2019)
	12		at Detroit Mercy (01/03/2020)
	12		Midway (11/25/2019)
BLOCKED SHOTS	5		UC Clermont (11/05/2019)
	4		at Arkansas (11/30/2019)
	4		Midway (11/25/2019)
	4		Coppin St. (11/17/2019)
TURNOVERS	22		Texas Southern (11/23/2019)
	21		Eastern Ky. (12/08/2019)
FOULS	28		Texas Southern (11/23/2019)
	23		at Ball St. (11/20/2019)
	23		at Coastal Carolina (11/12/2019)



2019-20 Northern Ky. Men's Basketball
Team High/Low Analysis
All games

Page 2/4
as of Jan 04, 2020

Opponent - Game Highs

POINTS	98		Texas Southern (11/23/2019)
	73		Green Bay (12/30/2019)
	71		at Missouri (11/08/2019)
	70		Coppin St. (11/17/2019)
	68		at Coastal Carolina (11/12/2019)
FIELD GOALS MADE	35		Texas Southern (11/23/2019)
	28		Illinois St. (12/15/2019)
FIELD GOAL ATTEMPTS	75		Texas Southern (11/23/2019)
	67		at UNC Greensboro (12/21/2019)
FIELD GOAL PERCENTAGE	.491	(28-57)	Illinois St. (12/15/2019)
	.490	(25-51)	at Detroit Mercy (01/03/2020)
3 PT FG MADE	10		at UNC Greensboro (12/21/2019)
	9		Eastern Ky. (12/08/2019)
3 PT FG ATTEMPTS	32		at UNC Greensboro (12/21/2019)
	26		Eastern Ky. (12/08/2019)
	26		Coppin St. (11/17/2019)
3 PT FG PERCENTAGE	.412	(7-17)	Green Bay (12/30/2019)
	.357	(5-14)	Illinois St. (12/15/2019)
FREE THROWS MADE	21		Texas Southern (11/23/2019)
	21		at Coastal Carolina (11/12/2019)
FREE THROW ATTEMPTS	30		Texas Southern (11/23/2019)
	28		at Coastal Carolina (11/12/2019)
FREE THROW PERCENTAGE	.882	(15-17)	at Missouri (11/08/2019)
	.875	(14-16)	at Miami (OH) (12/03/2019)
REBOUNDS	53		Texas Southern (11/23/2019)
	41		at Detroit Mercy (01/03/2020)
	41		at UNC Greensboro (12/21/2019)
ASSISTS	18		at Arkansas (11/30/2019)
	17		Green Bay (12/30/2019)
	17		Texas Southern (11/23/2019)
STEALS	11		Eastern Ky. (12/08/2019)
	11		at Ball St. (11/20/2019)
BLOCKED SHOTS	4		at Detroit Mercy (01/03/2020)
	4		at UNC Greensboro (12/21/2019)
TURNOVERS	26		UC Clermont (11/05/2019)
	24		Texas Southern (11/23/2019)
FOULS	26		Milwaukee (12/28/2019)
	26		Texas Southern (11/23/2019)
	26		UC Clermont (11/05/2019)



**2019-20 Northern Ky. Men's Basketball
Team High/Low Analysis
All games**

Page 3/4
as of Jan 04, 2020

Northern Ky. - Game Lows

POINTS	50		at UNC Greensboro (12/21/2019)
	56		at Missouri (11/08/2019)
	58		at Detroit Mercy (01/03/2020)
	59		Green Bay (12/30/2019)
	59		at Ball St. (11/20/2019)
FIELD GOALS MADE	14		at UNC Greensboro (12/21/2019)
	19		at Detroit Mercy (01/03/2020)
	19		at Ball St. (11/20/2019)
FIELD GOAL ATTEMPTS	46		at UNC Greensboro (12/21/2019)
	48		Eastern Ky. (12/08/2019)
FIELD GOAL PERCENTAGE	.304	(14-46)	at UNC Greensboro (12/21/2019)
	.333	(19-57)	at Detroit Mercy (01/03/2020)
3 PT FG MADE	4		at Ball St. (11/20/2019)
	5		Green Bay (12/30/2019)
3 PT FG ATTEMPTS	18		at Ball St. (11/20/2019)
	21		at UNC Greensboro (12/21/2019)
3 PT FG PERCENTAGE	.192	(5-26)	Green Bay (12/30/2019)
	.222	(4-18)	at Ball St. (11/20/2019)
FREE THROWS MADE	4		at Missouri (11/08/2019)
	8		Green Bay (12/30/2019)
	8		Coppin St. (11/17/2019)
FREE THROW ATTEMPTS	6		at Missouri (11/08/2019)
	13		Green Bay (12/30/2019)
FREE THROW PERCENTAGE	.500	(8-16)	Coppin St. (11/17/2019)
	.531	(17-32)	UC Clermont (11/05/2019)
REBOUNDS	28		at Missouri (11/08/2019)
	29		Illinois St. (12/15/2019)
ASSISTS	9		Green Bay (12/30/2019)
	9		at Arkansas (11/30/2019)
	9		at Ball St. (11/20/2019)
STEALS	4		Milwaukee (12/28/2019)
	4		at UNC Greensboro (12/21/2019)
BLOCKED SHOTS	0		at UNC Greensboro (12/21/2019)
	0		Illinois St. (12/15/2019)
	0		at Miami (OH) (12/03/2019)
TURNOVERS	11		Green Bay (12/30/2019)
	11		at Missouri (11/08/2019)
FOULS	11		at UNC Greensboro (12/21/2019)
	11		Eastern Ky. (12/08/2019)



2019-20 Northern Ky. Men's Basketball
Team High/Low Analysis
All games

Page 4/4
as of Jan 04, 2020

Opponent - Game Lows

POINTS	54		at Miami (OH) (12/03/2019)
	55		UC Clermont (11/05/2019)
	56		Midway (11/25/2019)
	57		Eastern Ky. (12/08/2019)
	57		at Ball St. (11/20/2019)
FIELD GOALS MADE	18		at Miami (OH) (12/03/2019)
	21		at Coastal Carolina (11/12/2019)
	21		UC Clermont (11/05/2019)
FIELD GOAL ATTEMPTS	51		at Detroit Mercy (01/03/2020)
	54		at Ball St. (11/20/2019)
	54		at Coastal Carolina (11/12/2019)
FIELD GOAL PERCENTAGE	.327	(18-55)	at Miami (OH) (12/03/2019)
	.368	(21-57)	UC Clermont (11/05/2019)
3 PT FG MADE	2		Milwaukee (12/28/2019)
	2		Midway (11/25/2019)
3 PT FG ATTEMPTS	14		Illinois St. (12/15/2019)
	15		at Detroit Mercy (01/03/2020)
	15		Midway (11/25/2019)
3 PT FG PERCENTAGE	.118	(2-17)	Milwaukee (12/28/2019)
	.133	(2-15)	Midway (11/25/2019)
FREE THROWS MADE	2		Eastern Ky. (12/08/2019)
	3		at UNC Greensboro (12/21/2019)
	3		Illinois St. (12/15/2019)
FREE THROW ATTEMPTS	5		at UNC Greensboro (12/21/2019)
	6		Eastern Ky. (12/08/2019)
FREE THROW PERCENTAGE	.333	(2-6)	Eastern Ky. (12/08/2019)
	.346	(9-26)	at Ball St. (11/20/2019)
REBOUNDS	22		Eastern Ky. (12/08/2019)
	28		UC Clermont (11/05/2019)
ASSISTS	8		Midway (11/25/2019)
	8		Coppin St. (11/17/2019)
STEALS	1		Illinois St. (12/15/2019)
	3		Milwaukee (12/28/2019)
	3		at UNC Greensboro (12/21/2019)
BLOCKED SHOTS	0		Texas Southern (11/23/2019)
	1		Illinois St. (12/15/2019)
	1		Eastern Ky. (12/08/2019)
	1		at Miami (OH) (12/03/2019)
	1		at Arkansas (11/30/2019)
	1		at Coastal Carolina (11/12/2019)
	1		UC Clermont (11/05/2019)
TURNOVERS	9		Green Bay (12/30/2019)
	11		at UNC Greensboro (12/21/2019)
FOULS	13		Illinois St. (12/15/2019)
	14		at Arkansas (11/30/2019)
	14		at Missouri (11/08/2019)



**2019-20 Northern Ky. Men's Basketball
Player Highs Analysis
All games**

Page 1/4
as of Jan 04, 2020

Northern Ky. - Individual Game Highs

POINTS	33		Tyler Sharpe at UNC Greensboro (12/21/2019)
	33		Dantez Walton vs Texas Southern (11/23/2019)
	32		Dantez Walton at Miami (OH) (12/03/2019)
	31		Tyler Sharpe vs Milwaukee (12/28/2019)
	30		Tyler Sharpe vs Illinois St. (12/15/2019)
	30		Dantez Walton at Arkansas (11/30/2019)
FIELD GOALS MADE	13		Dantez Walton at Miami (OH) (12/03/2019)
	11		Dantez Walton vs Texas Southern (11/23/2019)
FIELD GOAL ATTEMPTS	24		Tyler Sharpe at UNC Greensboro (12/21/2019)
	21		Dantez Walton vs Texas Southern (11/23/2019)
FIELD GOAL PERCENTAGE (min 5 made)	.857	(6-7)	Silas Adheke vs UC Clermont (11/05/2019)
	.833	(5-6)	Adrian Nelson vs Eastern Ky. (12/08/2019)
	.833	(5-6)	Bryson Langdon vs Eastern Ky. (12/08/2019)
	.833	(5-6)	Silas Adheke at Missouri (11/08/2019)
	.833	(5-6)	Karl Harris vs UC Clermont (11/05/2019)
3 PT FG MADE	6		Tyler Sharpe vs Milwaukee (12/28/2019)
	6		Tyler Sharpe at UNC Greensboro (12/21/2019)
	6		Dantez Walton vs Texas Southern (11/23/2019)
	6		Tyler Sharpe vs Coppin St. (11/17/2019)
3 PT FG ATTEMPTS	15		Tyler Sharpe at UNC Greensboro (12/21/2019)
	12		Tyler Sharpe vs Coppin St. (11/17/2019)
3 PT FG PERCENTAGE (min 2 made)	.750	(3-4)	Bryson Langdon vs Midway (11/25/2019)
	.714	(5-7)	Karl Harris at Coastal Carolina (11/12/2019)
	.714	(5-7)	Bryson Langdon vs UC Clermont (11/05/2019)
FREE THROWS MADE	7		Tyler Sharpe vs Milwaukee (12/28/2019)
	7		Tyler Sharpe at UNC Greensboro (12/21/2019)
FREE THROW ATTEMPTS	8		Trevon Faulkner vs Milwaukee (12/28/2019)
	8		Dantez Walton at Miami (OH) (12/03/2019)
	8		Dantez Walton at Arkansas (11/30/2019)
	8		Tyler Sharpe at Ball St. (11/20/2019)
	8		Trevon Faulkner vs Coppin St. (11/17/2019)
	8		Jalen Tate vs UC Clermont (11/05/2019)
FREE THROW PERCENTAGE (min 3 made)	1.000	(7-7)	Tyler Sharpe vs Milwaukee (12/28/2019)
	1.000	(7-7)	Tyler Sharpe at UNC Greensboro (12/21/2019)
	1.000	(6-6)	Trevon Faulkner at Ball St. (11/20/2019)
	1.000	(4-4)	Trevon Faulkner at Detroit Mercy (01/03/2020)
	1.000	(4-4)	Bryson Langdon vs Milwaukee (12/28/2019)
	1.000	(4-4)	Tre Cobbs at UNC Greensboro (12/21/2019)
	1.000	(4-4)	Trevon Faulkner vs UC Clermont (11/05/2019)
	1.000	(3-3)	Jalen Tate at Detroit Mercy (01/03/2020)
	1.000	(3-3)	Adrian Nelson vs Milwaukee (12/28/2019)
	1.000	(3-3)	Tyler Sharpe vs Eastern Ky. (12/08/2019)
	1.000	(3-3)	Karl Harris vs Midway (11/25/2019)
	1.000	(3-3)	Trevon Faulkner vs Texas Southern (11/23/2019)
REBOUNDS	12		Adrian Nelson vs Milwaukee (12/28/2019)
	12		Adrian Nelson at Miami (OH) (12/03/2019)
	12		Silas Adheke vs Texas Southern (11/23/2019)
	12		Silas Adheke vs Coppin St. (11/17/2019)
ASSISTS	9		Bryson Langdon vs Texas Southern (11/23/2019)
	8		Jalen Tate at Missouri (11/08/2019)
STEALS	5		Bryson Langdon vs Midway (11/25/2019)
	4		Dantez Walton at Arkansas (11/30/2019)
	4		Jalen Tate vs UC Clermont (11/05/2019)
BLOCKED SHOTS	4		Dantez Walton at Arkansas (11/30/2019)
	3		Karl Harris vs Coppin St. (11/17/2019)



2019-20 Northern Ky. Men's Basketball
Player Highs Analysis
All games

Page 2/4
as of Jan 04, 2020

Northern Ky. - Individual Game Highs

TURNOVERS	6	Trevon Faulkner vs Eastern Ky. (12/08/2019)
	6	Bryson Langdon vs Eastern Ky. (12/08/2019)
FOULS	5	Tyler Sharpe at Arkansas (11/30/2019)
	5	Tre Cobbs vs Midway (11/25/2019)
	5	Silas Adheke vs Texas Southern (11/23/2019)
	5	Dantez Walton vs Texas Southern (11/23/2019)
	5	Trevon Faulkner vs Texas Southern (11/23/2019)
	5	Karl Harris at Ball St. (11/20/2019)
	5	Dantez Walton at Coastal Carolina (11/12/2019)



**2019-20 Northern Ky. Men's Basketball
Player Highs Analysis
All games**

Page 3/4
as of Jan 04, 2020

Opponent - Individual Game Highs

POINTS	25		Tyrik Armstrong vs Texas Southern (11/23/2019)
	24		Te'Jon Lucas vs Milwaukee (12/28/2019)
	24		Jimmy Whitt Jr. at Arkansas (11/30/2019)
	20		Pj Pipes vs Green Bay (12/30/2019)
	19		Bryson Etienne vs Texas Southern (11/23/2019)
	19		Mark Smith at Missouri (11/08/2019)
FIELD GOALS MADE	10		Te'Jon Lucas vs Milwaukee (12/28/2019)
	9		Jimmy Whitt Jr. at Arkansas (11/30/2019)
	9		Kwon Evans vs Midway (11/25/2019)
	9		Tyrik Armstrong vs Texas Southern (11/23/2019)
FIELD GOAL ATTEMPTS	19		Te'Jon Lucas vs Milwaukee (12/28/2019)
	18		Kwon Evans vs Midway (11/25/2019)
	18		Tyrik Armstrong vs Texas Southern (11/23/2019)
FIELD GOAL PERCENTAGE (min 5 made)	1.000	(5-5)	Chris Brandon at Detroit Mercy (01/03/2020)
	.857	(6-7)	Rey Idowu vs Illinois St. (12/15/2019)
3 PT FG MADE	4		Pj Pipes vs Green Bay (12/30/2019)
	4		Ty Taylor vs Eastern Ky. (12/08/2019)
	4		Kyle Mallers at Ball St. (11/20/2019)
	4		Mark Smith at Missouri (11/08/2019)
3 PT FG ATTEMPTS	10		Isaiah Joe at Arkansas (11/30/2019)
	10		Bryson Etienne vs Texas Southern (11/23/2019)
	10		Keishawn Brewton at Coastal Carolina (11/12/2019)
3 PT FG PERCENTAGE (min 2 made)	1.000	(3-3)	Michael Hueitt Jr. at UNC Greensboro (12/21/2019)
	1.000	(2-2)	Mitchell Smith at Missouri (11/08/2019)
FREE THROWS MADE	7		Wil Sessoms vs Milwaukee (12/28/2019)
	6		Jimmy Whitt Jr. at Arkansas (11/30/2019)
FREE THROW ATTEMPTS	11		K.J. Walton at Ball St. (11/20/2019)
	9		Wil Sessoms vs Milwaukee (12/28/2019)
FREE THROW PERCENTAGE (min 3 made)	1.000	(5-5)	Dalonte Brown at Miami (OH) (12/03/2019)
	1.000	(5-5)	DeVante Jones at Coastal Carolina (11/12/2019)
	1.000	(5-5)	Dru Smith at Missouri (11/08/2019)
	1.000	(4-4)	Antoine Davis at Detroit Mercy (01/03/2020)
	1.000	(4-4)	JayQuan McCloud vs Green Bay (12/30/2019)
	1.000	(4-4)	Chris Baldwin vs Texas Southern (11/23/2019)
	1.000	(4-4)	Tyrik Armstrong vs Texas Southern (11/23/2019)
	1.000	(3-3)	Te'Jon Lucas vs Milwaukee (12/28/2019)
	1.000	(3-3)	Isaiah Coleman-Lands at Miami (OH) (12/03/2019)
	1.000	(3-3)	Dae Dae Grant at Miami (OH) (12/03/2019)
	1.000	(3-3)	Kyle Mallers at Ball St. (11/20/2019)
REBOUNDS	14		Yahuza Rasas vs Texas Southern (11/23/2019)
	13		James Dickey at UNC Greensboro (12/21/2019)
ASSISTS	8		JayQuan McCloud vs Green Bay (12/30/2019)
	6		Isaiah Miller at UNC Greensboro (12/21/2019)
	6		Xavier Pinson at Missouri (11/08/2019)
STEALS	5		Tyrik Armstrong vs Texas Southern (11/23/2019)
	4		Josh Thompson at Ball St. (11/20/2019)
BLOCKED SHOTS	4		James Dickey at UNC Greensboro (12/21/2019)
	2		Chris Brandon at Detroit Mercy (01/03/2020)
	2		DeAndre Abram vs Milwaukee (12/28/2019)
	2		Brendan Medley-Bacon vs Coppin St. (11/17/2019)
	2		Jeremiah Tilmon at Missouri (11/08/2019)
TURNOVERS	6		Antoine Davis at Detroit Mercy (01/03/2020)
	6		Greg Marsh vs UC Clermont (11/05/2019)



2019-20 Northern Ky. Men's Basketball
Player Highs Analysis
All games

Page 4/4
as of Jan 04, 2020

Opponent - Individual Game Highs

FOULS	5	DeAndre Abram vs Milwaukee (12/28/2019)
	5	Josh Thomas vs Milwaukee (12/28/2019)
	5	Darius Roy vs Milwaukee (12/28/2019)
	5	Reggie Chaney at Arkansas (11/30/2019)
	5	John Walker III vs Texas Southern (11/23/2019)
	5	Justin Hopkins vs Texas Southern (11/23/2019)
	5	Tahjai Teague at Ball St. (11/20/2019)
	5	Aaron Robinson vs Coppin St. (11/17/2019)
	5	David Hunter vs UC Clermont (11/05/2019)



2019-20 Northern Ky. Men's Basketball
Individual Game-by-Game
All games

Page 1/13
as of Jan 04, 2020

#00 ADHEKE, Silas

Opponent	Date	GS	MIN	Total		3-Pointers		Free throws		Rebounds				PF	A	T/O	BLK	STL	PTS	AVG
				FG-FGA	PCT	3FG-3FGA	PCT	FT-FTA	PCT	OFF	DEF	TOT	AVG							
UC Clermont	11/05/2019	*	12:27	6-7	.857	0-0	.000	1-2	.500	4	0	4	4.0	4	0	0	0	1	13	13.0
at Missouri	11/08/2019	*	20:00	5-6	.833	0-0	.000	0-0	.000	0	3	3	3.5	3	0	1	0	0	10	11.5
at Coastal Carolina	11/12/2019	*	13:56	1-1	1.000	0-0	.000	0-0	.000	0	2	2	3.0	3	0	2	1	0	2	8.3
Coppin St.	11/17/2019	*	18:24	2-5	.400	0-0	.000	0-1	.000	5	7	12	5.3	4	1	1	0	1	4	7.3
at Ball St.	11/20/2019	*	08:40	1-2	.500	0-0	.000	0-0	.000	1	1	2	4.6	2	0	1	0	1	2	6.2
Texas Southern	11/23/2019	*	28:13	2-5	.400	0-1	.000	0-0	.000	6	6	12	5.8	5	2	1	1	0	4	5.8
Midway	11/25/2019	*	15:39	4-5	.800	0-0	.000	1-2	.500	2	4	6	5.9	1	0	1	1	3	9	6.3
at Arkansas	11/30/2019	*	09:30	0-0	.000	0-0	.000	0-0	.000	0	4	4	5.6	0	0	1	0	1	0	5.5
at Miami (OH)	12/03/2019	*	14:18	2-2	1.000	0-0	.000	0-0	.000	1	4	5	5.6	1	0	2	0	0	4	5.3
Eastern Ky.	12/08/2019	*	08:33	0-0	.000	0-0	.000	0-0	.000	1	2	3	5.3	2	0	1	0	0	0	4.8
Illinois St.	12/15/2019	*	11:35	3-3	1.000	1-1	1.000	1-1	1.000	2	2	4	5.2	2	0	2	0	0	8	5.1
at UNC Greensboro	12/21/2019	*	12:31	1-2	.500	0-0	.000	0-0	.000	0	4	4	5.1	1	0	1	0	0	2	4.8
Milwaukee	12/28/2019		10:59	1-4	.250	0-0	.000	0-0	.000	2	3	5	5.1	0	0	0	0	0	2	4.6
Green Bay	12/30/2019		18:52	1-1	1.000	0-0	.000	0-1	.000	3	3	6	5.1	4	0	0	1	0	2	4.4
at Detroit Mercy	01/03/2020	*	23:59	1-6	.167	0-1	.000	3-4	.750	1	7	8	5.3	2	0	1	1	0	5	4.5
Totals			13 227:36	30-49	.612	1-3	.333	6-11	.545	28	52	80	5.3	34	3	15	5	7	67	4.5

Player Averages

Games Played	Minutes/ game	Points/ game	FG Pct	3FG Pct	FT Pct	Rebounds/ game	Assists/ game	Turnovers/ game	Assist/Turnover ratio	Steals/ game	Blocks/ game
15	15.2	4.5	61.2	33.3	54.5	5.3	0.2	1.0	0.2	0.5	0.3



2019-20 Northern Ky. Men's Basketball
Individual Game-by-Game
All games

Page 2/13
as of Jan 04, 2020

#1 ELEEDA, Adham

Opponent	Date	GS	MIN	Total		3-Pointers		Free throws		Rebounds				PF	A	T/O	BLK	STL	PTS	AVG
				FG-FGA	PCT	3FG-3FGA	PCT	FT-FTA	PCT	OFF	DEF	TOT	AVG							
at Missouri	11/08/2019		27:00	2-9	.222	2-9	.222	0-0	.000	0	1	1	1.0	2	1	0	0	0	6	6.0
at Coastal Carolina	11/12/2019		01:48	0-1	.000	0-1	.000	0-0	.000	0	0	0	0.5	0	0	0	0	0	0	3.0
Coppin St.	11/17/2019		08:01	0-2	.000	0-2	.000	0-0	.000	1	1	2	1.0	1	0	0	0	0	0	2.0
at Ball St.	11/20/2019		19:46	0-3	.000	0-3	.000	2-2	1.000	0	5	5	2.0	4	0	1	0	1	2	2.0
Texas Southern	11/23/2019		08:31	1-3	.333	1-3	.333	0-0	.000	0	0	0	1.6	2	0	1	0	1	3	2.2
Midway	11/25/2019		29:17	3-10	.300	2-7	.286	4-5	.800	1	4	5	2.2	1	0	1	0	1	12	3.8
at Arkansas	11/30/2019		24:23	0-4	.000	0-4	.000	0-0	.000	0	5	5	2.6	2	1	1	0	1	0	3.3
at Miami (OH)	12/03/2019		19:41	1-5	.200	1-4	.250	0-0	.000	2	3	5	2.9	3	2	0	0	1	3	3.3
Eastern Ky.	12/08/2019		19:31	2-6	.333	2-6	.333	0-0	.000	2	4	6	3.2	0	0	0	0	1	6	3.6
Illinois St.	12/15/2019		22:03	0-4	.000	0-4	.000	0-0	.000	0	2	2	3.1	2	1	0	0	0	0	3.2
at UNC Greensboro	12/21/2019	*	11:15	0-1	.000	0-1	.000	0-0	.000	0	1	1	2.9	1	0	0	0	0	0	2.9
Milwaukee	12/28/2019		20:57	1-4	.250	1-3	.333	0-1	.000	2	3	5	3.1	1	0	0	0	2	3	2.9
Green Bay	12/30/2019		12:29	1-3	.333	1-3	.333	0-0	.000	0	1	1	2.9	1	0	0	0	0	3	2.9
at Detroit Mercy	01/03/2020		19:23	5-10	.500	4-9	.444	0-0	.000	1	3	4	3.0	2	0	1	0	2	14	3.7
Totals		1	244:06	16-65	.246	14-59	.237	6-8	.750	9	33	42	3.0	22	5	5	0	10	52	3.7

Player Averages

Games Played	Minutes/ game	Points/ game	FG Pct	3FG Pct	FT Pct	Rebounds/ game	Assists/ game	Turnovers/ game	Assist/Turnover ratio	Steals/ game	Blocks/ game
14	17.4	3.7	24.6	23.7	75.0	3.0	0.4	0.4	1.0	0.7	0.0



2019-20 Northern Ky. Men's Basketball
Individual Game-by-Game
All games

Page 3/13
as of Jan 04, 2020

#2 DJOKO, Paul

Opponent	Date	GS	MIN	Total		3-Pointers		Free throws		Rebounds				PF	A	T/O	BLK	STL	PTS	AVG
				FG-FGA	PCT	3FG-3FGA	PCT	FT-FTA	PCT	OFF	DEF	TOT	AVG							
UC Clermont	11/05/2019		13:36	0-2	.000	0-1	.000	0-2	.000	3	2	5	5.0	1	2	0	0	1	0	0.0
at Missouri	11/08/2019		01:00	0-0	.000	0-0	.000	0-0	.000	0	0	0	2.5	0	0	0	0	0	0	0.0
at Coastal Carolina	11/12/2019		03:14	1-1	1.000	0-0	.000	0-0	.000	0	0	0	1.7	1	0	0	0	0	2	0.7
Coppin St.	11/17/2019		21:14	1-2	.500	1-2	.500	1-2	.500	0	1	1	1.5	0	3	1	0	1	4	1.5
at Ball St.	11/20/2019		14:11	0-2	.000	0-1	.000	0-0	.000	2	4	6	2.4	0	1	1	1	0	0	1.2
Texas Southern	11/23/2019		05:25	0-0	.000	0-0	.000	0-1	.000	0	0	0	2.0	1	0	2	0	0	0	1.0
Midway	11/25/2019		24:42	2-4	.500	0-1	.000	1-2	.500	0	2	2	2.0	3	1	2	2	1	5	1.6
at Miami (OH)	12/03/2019		00:58	0-0	.000	0-0	.000	0-0	.000	0	0	0	1.8	0	0	0	0	0	0	1.4
Illinois St.	12/15/2019		01:37	0-0	.000	0-0	.000	0-0	.000	0	0	0	1.6	0	0	0	0	0	0	1.2
at UNC Greensboro	12/21/2019		09:32	0-0	.000	0-0	.000	0-0	.000	1	2	3	1.7	1	2	0	0	1	0	1.1
Milwaukee	12/28/2019		03:40	0-0	.000	0-0	.000	0-0	.000	1	0	1	1.6	0	0	0	0	0	0	1.0
Green Bay	12/30/2019		03:17	1-3	.333	1-2	.500	0-0	.000	1	0	1	1.6	0	1	0	0	0	3	1.2
Totals		0	102:26	5-14	.357	2-7	.286	2-7	.286	8	11	19	1.6	7	10	6	3	4	14	1.2

Player Averages

Games Played	Minutes/ game	Points/ game	FG Pct	3FG Pct	FT Pct	Rebounds/ game	Assists/ game	Turnovers/ game	Assist/Turnover ratio	Steals/ game	Blocks/ game
12	8.5	1.2	35.7	28.6	28.6	1.6	0.8	0.5	1.7	0.3	0.3



2019-20 Northern Ky. Men's Basketball
Individual Game-by-Game
All games

Page 4/13
as of Jan 04, 2020

#3 COBBS, Tre

Opponent	Date	GS	MIN	Total		3-Pointers		Free throws		Rebounds				PF	A	T/O	BLK	STL	PTS	AVG
				FG-FGA	PCT	3FG-3FGA	PCT	FT-FTA	PCT	OFF	DEF	TOT	AVG							
UC Clermont	11/05/2019		06:46	1-2	.500	0-0	.000	0-0	.000	0	2	2	2.0	1	1	0	0	1	2	2.0
Midway	11/25/2019		14:57	3-5	.600	0-0	.000	2-4	.500	0	0	0	1.0	5	2	2	0	0	8	5.0
at Miami (OH)	12/03/2019		00:58	0-0	.000	0-0	.000	2-2	1.000	0	0	0	0.7	0	0	0	0	0	2	4.0
at UNC Greensboro	12/21/2019		09:30	1-3	.333	0-0	.000	4-4	1.000	0	1	1	0.8	2	0	2	0	0	6	4.5
Milwaukee	12/28/2019		08:19	0-0	.000	0-0	.000	1-4	.250	0	0	0	0.6	1	0	2	0	1	1	3.8
Green Bay	12/30/2019		13:39	4-7	.571	0-1	.000	1-2	.500	1	0	1	0.7	3	1	0	0	0	9	4.7
at Detroit Mercy	01/03/2020		08:14	0-0	.000	0-0	.000	1-2	.500	0	0	0	0.6	2	2	1	0	1	1	4.1
Totals		0	62:23	9-17	.529	0-1	.000	11-18	.611	1	3	4	0.6	14	6	7	0	3	29	4.1

Player Averages

Games Played	Minutes/game	Points/game	FG Pct	3FG Pct	FT Pct	Rebounds/game	Assists/game	Turnovers/game	Assist/Turnover ratio	Steals/game	Blocks/game
7	8.9	4.1	52.9	0.0	61.1	0.6	0.9	1.0	0.9	0.4	0.0



2019-20 Northern Ky. Men's Basketball
Individual Game-by-Game
All games

Page 5/13
as of Jan 04, 2020

#4 NELSON, Adrian

Opponent	Date	GS	MIN	Total		3-Pointers		Free throws		Rebounds				PF	A	T/O	BLK	STL	PTS	AVG
				FG-FGA	PCT	3FG-3FGA	PCT	FT-FTA	PCT	OFF	DEF	TOT	AVG							
UC Clermont	11/05/2019		10:33	0-0	.000	0-0	.000	1-4	.250	0	1	1	1.0	0	1	1	2	0	1	1.0
at Coastal Carolina	11/12/2019		08:55	0-0	.000	0-0	.000	0-2	.000	0	1	1	1.0	3	1	1	0	0	0	0.5
Coppin St.	11/17/2019		02:30	0-1	.000	0-0	.000	0-0	.000	0	0	0	0.7	0	1	0	0	0	0	0.3
Texas Southern	11/23/2019		05:37	0-0	.000	0-0	.000	0-0	.000	1	1	2	1.0	2	0	1	0	0	0	0.3
Midway	11/25/2019		19:07	2-3	.667	0-0	.000	1-2	.500	1	7	8	2.4	1	0	1	1	0	5	1.2
at Miami (OH)	12/03/2019		17:52	3-3	1.000	0-0	.000	0-0	.000	3	9	12	4.0	3	1	0	0	0	6	2.0
Eastern Ky.	12/08/2019		20:43	5-6	.833	0-0	.000	0-2	.000	2	2	4	4.0	2	0	0	1	0	10	3.1
Illinois St.	12/15/2019		16:47	2-3	.667	0-0	.000	2-5	.400	0	3	3	3.9	1	0	1	0	1	6	3.5
at UNC Greensboro	12/21/2019		14:49	0-0	.000	0-0	.000	0-0	.000	2	2	4	3.9	0	1	0	0	0	0	3.1
Milwaukee	12/28/2019	*	26:56	3-4	.750	0-0	.000	3-3	1.000	5	7	12	4.7	4	1	2	1	0	9	3.7
Green Bay	12/30/2019	*	21:08	1-1	1.000	0-0	.000	0-2	.000	0	6	6	4.8	2	0	1	1	1	2	3.5
at Detroit Mercy	01/03/2020		11:52	1-2	.500	0-0	.000	0-2	.000	0	1	1	4.5	2	1	1	0	0	2	3.4
Totals		2	176:49	17-23	.739	0-0	.000	7-22	.318	14	40	54	4.5	20	7	9	6	2	41	3.4

Player Averages

Games Played	Minutes/game	Points/game	FG Pct	3FG Pct	FT Pct	Rebounds/game	Assists/game	Turnovers/game	Assist/Turnover ratio	Steals/game	Blocks/game
12	14.7	3.4	73.9	0.0	31.8	4.5	0.6	0.8	0.8	0.2	0.5



2019-20 Northern Ky. Men's Basketball
Individual Game-by-Game
All games

Page 6/13
as of Jan 04, 2020

#5 LANGDON, Bryson

Opponent	Date	GS	MIN	Total		3-Pointers		Free throws		Rebounds				PF	A	T/O	BLK	STL	PTS	AVG
				FG-FGA	PCT	3FG-3FGA	PCT	FT-FTA	PCT	OFF	DEF	TOT	AVG							
UC Clermont	11/05/2019		21:41	7-10	.700	5-7	.714	1-2	.500	2	3	5	5.0	2	2	3	0	0	20	20.0
at Missouri	11/08/2019		06:00	0-1	.000	0-1	.000	0-0	.000	0	0	0	2.5	1	0	1	0	1	0	10.0
at Coastal Carolina	11/12/2019		10:21	1-1	1.000	1-1	1.000	0-0	.000	0	1	1	2.0	1	1	1	0	0	3	7.7
Coppin St.	11/17/2019	*	31:19	2-7	.286	0-4	.000	0-1	.000	1	1	2	2.0	2	6	5	0	0	4	6.8
at Ball St.	11/20/2019	*	34:50	3-4	.750	0-0	.000	0-0	.000	0	2	2	2.0	4	4	2	0	0	6	6.6
Texas Southern	11/23/2019	*	42:25	3-10	.300	1-3	.333	2-4	.500	2	0	2	2.0	2	9	4	0	1	9	7.0
Midway	11/25/2019	*	20:45	7-9	.778	3-4	.750	0-1	.000	1	1	2	2.0	0	5	1	0	5	17	8.4
at Arkansas	11/30/2019	*	36:35	2-7	.286	1-3	.333	1-1	1.000	1	2	3	2.1	4	0	2	0	1	6	8.1
at Miami (OH)	12/03/2019	*	35:14	0-4	.000	0-3	.000	2-2	1.000	0	0	0	1.9	3	1	2	0	1	2	7.4
Eastern Ky.	12/08/2019	*	37:12	5-6	.833	2-3	.667	2-2	1.000	0	4	4	2.1	1	4	6	0	2	14	8.1
Illinois St.	12/15/2019	*	37:23	2-5	.400	1-2	.500	2-2	1.000	0	3	3	2.2	1	5	1	0	0	7	8.0
at UNC Greensboro	12/21/2019	*	36:11	0-6	.000	0-1	.000	1-2	.500	1	4	5	2.4	1	3	4	0	2	1	7.4
Milwaukee	12/28/2019	*	30:21	2-9	.222	1-5	.200	4-4	1.000	0	1	1	2.3	4	3	4	0	0	9	7.5
Green Bay	12/30/2019	*	29:46	3-6	.500	1-4	.250	2-2	1.000	0	2	2	2.3	4	4	1	0	1	9	7.6
at Detroit Mercy	01/03/2020	*	29:05	1-7	.143	0-3	.000	2-2	1.000	0	2	2	2.3	2	7	3	0	3	4	7.4
Totals		12	439:08	38-92	.413	16-44	.364	19-25	.760	8	26	34	2.3	32	54	40	0	17	111	7.4

Player Averages

Games Played	Minutes/game	Points/game	FG Pct	3FG Pct	FT Pct	Rebounds/game	Assists/game	Turnovers/game	Assist/Turnover ratio	Steals/game	Blocks/game
15	29.3	7.4	41.3	36.4	76.0	2.3	3.6	2.7	1.4	1.1	0.0



2019-20 Northern Ky. Men's Basketball
Individual Game-by-Game
All games

Page 7/13
as of Jan 04, 2020

#11 TATE, Jalen

Opponent	Date	GS	MIN	Total		3-Pointers		Free throws		Rebounds				PF	A	T/O	BLK	STL	PTS	AVG
				FG-FGA	PCT	3FG-3FGA	PCT	FT-FTA	PCT	OFF	DEF	TOT	AVG							
UC Clermont	11/05/2019	*	23:23	2-4	.500	0-2	.000	4-8	.500	1	4	5	5.0	1	4	1	0	4	8	8.0
at Missouri	11/08/2019	*	35:00	1-4	.250	0-0	.000	2-4	.500	0	5	5	5.0	3	8	5	0	1	4	6.0
at Coastal Carolina	11/12/2019	*	35:13	6-13	.462	1-2	.500	0-2	.000	1	6	7	5.7	3	7	2	1	2	13	8.3
Green Bay	12/30/2019		18:33	5-10	.500	0-4	.000	1-1	1.000	1	1	2	4.8	2	3	3	0	0	11	9.0
at Detroit Mercy	01/03/2020	*	32:38	4-13	.308	0-1	.000	3-3	1.000	1	3	4	4.6	4	1	2	0	1	11	9.4
Totals		4	144:47	18-44	.409	1-9	.111	10-18	.556	4	19	23	4.6	13	23	13	1	8	47	9.4

Player Averages

Games Played	Minutes/game	Points/game	FG Pct	3FG Pct	FT Pct	Rebounds/game	Assists/game	Turnovers/game	Assist/Turnover ratio	Steals/game	Blocks/game
5	29.0	9.4	40.9	11.1	55.6	4.6	4.6	2.6	1.8	1.6	0.2



2019-20 Northern Ky. Men's Basketball
Individual Game-by-Game
All games

Page 8/13
as of Jan 04, 2020

#12 FAULKNER, Trevon

Opponent	Date	GS	MIN	Total		3-Pointers		Free throws		Rebounds				PF	A	T/O	BLK	STL	PTS	AVG
				FG-FGA	PCT	3FG-3FGA	PCT	FT-FTA	PCT	OFF	DEF	TOT	AVG							
UC Clermont	11/05/2019	*	25:16	5-11	.455	0-3	.000	4-4	1.000	0	3	3	3.0	1	3	2	2	2	14	14.0
at Missouri	11/08/2019	*	34:00	4-14	.286	2-6	.333	0-0	.000	3	3	6	4.5	3	0	0	0	2	10	12.0
at Coastal Carolina	11/12/2019	*	36:45	4-6	.667	1-2	.500	4-5	.800	1	2	3	4.0	0	5	3	0	3	13	12.3
Coppin St.	11/17/2019	*	29:45	2-6	.333	0-3	.000	5-8	.625	1	5	6	4.5	4	4	5	1	1	9	11.5
at Ball St.	11/20/2019	*	29:33	5-10	.500	1-3	.333	6-6	1.000	1	5	6	4.8	2	0	5	0	1	17	12.6
Texas Southern	11/23/2019	*	35:53	9-16	.563	3-6	.500	3-3	1.000	0	3	3	4.5	5	2	5	0	2	24	14.5
Midway	11/25/2019	*	08:49	0-1	.000	0-1	.000	1-2	.500	0	1	1	4.0	0	1	1	0	0	1	12.6
at Arkansas	11/30/2019	*	38:59	4-13	.308	1-4	.250	5-6	.833	0	2	2	3.8	2	4	1	0	2	14	12.8
at Miami (OH)	12/03/2019	*	29:57	2-4	.500	1-3	.333	1-2	.500	0	6	6	4.0	3	2	4	0	1	6	12.0
Eastern Ky.	12/08/2019	*	35:15	6-12	.500	0-3	.000	6-7	.857	1	5	6	4.2	1	7	6	0	1	18	12.6
Illinois St.	12/15/2019	*	31:39	4-9	.444	1-3	.333	0-1	.000	1	2	3	4.1	3	2	3	0	3	9	12.3
at UNC Greensboro	12/21/2019	*	36:46	2-6	.333	1-3	.333	2-2	1.000	2	2	4	4.1	3	2	4	0	0	7	11.8
Milwaukee	12/28/2019	*	28:11	5-14	.357	0-3	.000	6-8	.750	2	6	8	4.4	4	3	2	0	0	16	12.2
Green Bay	12/30/2019	*	34:25	3-14	.214	2-5	.400	2-2	1.000	1	1	2	4.2	2	0	2	0	1	10	12.0
at Detroit Mercy	01/03/2020	*	27:10	4-7	.571	1-2	.500	4-4	1.000	1	1	2	4.1	3	1	1	0	3	13	12.1
Totals		15	462:23	59-143	.413	14-50	.280	49-60	.817	14	47	61	4.1	36	36	44	3	22	181	12.1

Player Averages

Games Played	Minutes/game	Points/game	FG Pct	3FG Pct	FT Pct	Rebounds/game	Assists/game	Turnovers/game	Assist/Turnover ratio	Steals/game	Blocks/game
15	30.8	12.1	41.3	28.0	81.7	4.1	2.4	2.9	0.8	1.5	0.2



2019-20 Northern Ky. Men's Basketball
Individual Game-by-Game
All games

Page 9/13
as of Jan 04, 2020

#14 HARRIS, Karl

Opponent	Date	GS	MIN	Total		3-Pointers		Free throws		Rebounds				PF	A	T/O	BLK	STL	PTS	AVG
				FG-FGA	PCT	3FG-3FGA	PCT	FT-FTA	PCT	OFF	DEF	TOT	AVG							
UC Clermont	11/05/2019		16:28	5-6	.833	0-1	.000	4-6	.667	3	5	8	8.0	1	0	3	1	3	14	14.0
at Missouri	11/08/2019		07:00	0-1	.000	0-0	.000	0-0	.000	0	2	2	5.0	1	0	0	0	1	0	7.0
at Coastal Carolina	11/12/2019		29:21	7-12	.583	5-7	.714	3-4	.750	3	4	7	5.7	4	0	1	0	2	22	12.0
Coppin St.	11/17/2019		24:00	6-9	.667	2-4	.500	0-0	.000	2	3	5	5.5	1	0	0	3	0	14	12.5
at Ball St.	11/20/2019		17:24	1-4	.250	0-0	.000	2-2	1.000	3	2	5	5.4	5	0	1	0	0	4	10.8
Texas Southern	11/23/2019		28:14	1-6	.167	0-4	.000	1-2	.500	0	2	2	4.8	4	1	1	0	0	3	9.5
Midway	11/25/2019		27:31	8-12	.667	2-3	.667	3-3	1.000	2	8	10	5.6	4	2	4	0	1	21	11.1
at Arkansas	11/30/2019		07:01	0-1	.000	0-0	.000	0-0	.000	0	0	0	4.9	3	0	0	0	0	0	9.8
Illinois St.	12/15/2019		09:06	0-2	.000	0-1	.000	0-0	.000	1	2	3	4.7	0	0	0	0	0	0	8.7
at UNC Greensboro	12/21/2019		21:24	0-2	.000	0-0	.000	1-2	.500	1	2	3	4.5	0	1	0	0	1	1	7.9
Green Bay	12/30/2019		05:45	1-1	1.000	0-0	.000	0-0	.000	1	1	2	4.3	0	0	0	0	1	2	7.4
Totals		0	193:14	29-56	.518	9-20	.450	14-19	.737	16	31	47	4.3	23	4	10	4	9	81	7.4

Player Averages

Games Played	Minutes/ game	Points/ game	FG Pct	3FG Pct	FT Pct	Rebounds/ game	Assists/ game	Turnovers/ game	Assist/Turnover ratio	Steals/ game	Blocks/ game
11	17.6	7.4	51.8	45.0	73.7	4.3	0.4	0.9	0.4	0.8	0.4



2019-20 Northern Ky. Men's Basketball
Individual Game-by-Game
All games

Page 10/13
as of Jan 04, 2020

#15 SHARPE, Tyler

Opponent	Date	GS	MIN	Total		3-Pointers		Free throws		Rebounds				PF	A	T/O	BLK	STL	PTS	AVG
				FG-FGA	PCT	3FG-3FGA	PCT	FT-FTA	PCT	OFF	DEF	TOT	AVG							
UC Clermont	11/05/2019	*	30:48	7-14	.500	3-9	.333	2-2	1.000	1	4	5	5.0	0	3	1	0	2	19	19.0
at Missouri	11/08/2019	*	37:00	6-13	.462	4-7	.571	2-2	1.000	0	2	2	3.5	3	4	3	0	0	18	18.5
at Coastal Carolina	11/12/2019	*	39:31	2-10	.200	0-6	.000	1-1	1.000	0	3	3	3.3	3	2	2	0	2	5	14.0
Coppin St.	11/17/2019	*	37:04	8-17	.471	6-12	.500	1-2	.500	1	4	5	3.8	1	2	2	0	3	23	16.3
at Ball St.	11/20/2019	*	38:52	3-9	.333	1-4	.250	3-8	.375	0	4	4	3.8	2	1	3	0	3	10	15.0
Texas Southern	11/23/2019	*	47:26	3-14	.214	2-9	.222	6-7	.857	0	3	3	3.7	2	2	4	0	3	14	14.8
Midway	11/25/2019	*	05:08	0-0	.000	0-0	.000	1-2	.500	0	0	0	3.1	0	1	0	0	0	1	12.9
at Arkansas	11/30/2019	*	37:35	4-11	.364	2-6	.333	0-0	.000	0	3	3	3.1	5	2	2	0	1	10	12.5
at Miami (OH)	12/03/2019	*	36:54	6-15	.400	1-8	.125	5-6	.833	0	2	2	3.0	2	2	2	0	3	18	13.1
Eastern Ky.	12/08/2019	*	40:00	3-7	.429	1-5	.200	3-3	1.000	0	5	5	3.2	2	4	2	0	3	10	12.8
Illinois St.	12/15/2019	*	32:39	10-17	.588	5-8	.625	5-6	.833	0	2	2	3.1	1	4	2	0	3	30	14.4
at UNC Greensboro	12/21/2019	*	36:59	10-24	.417	6-15	.400	7-7	1.000	1	4	5	3.3	2	1	3	0	0	33	15.9
Milwaukee	12/28/2019	*	39:29	9-17	.529	6-10	.600	7-7	1.000	1	2	3	3.2	2	4	1	0	1	31	17.1
Green Bay	12/30/2019	*	30:43	3-10	.300	0-3	.000	0-1	.000	0	3	3	3.2	1	0	1	0	2	6	16.3
at Detroit Mercy	01/03/2020	*	40:00	2-10	.200	1-8	.125	0-0	.000	0	3	3	3.2	2	2	3	0	2	5	15.5
Totals		15	530:08	76-188	.404	38-110	.345	43-54	.796	4	44	48	3.2	28	34	31	0	28	233	15.5

Player Averages

Games Played	Minutes/game	Points/game	FG Pct	3FG Pct	FT Pct	Rebounds/game	Assists/game	Turnovers/game	Assist/Turnover ratio	Steals/game	Blocks/game
15	35.3	15.5	40.4	34.5	79.6	3.2	2.3	2.1	1.1	1.9	0.0



2019-20 Northern Ky. Men's Basketball
Individual Game-by-Game
All games

Page 11/13
as of Jan 04, 2020

#30 MOCABY, Bryant

Opponent	Date	GS	MIN	Total		3-Pointers		Free throws		Rebounds				PF	A	T/O	BLK	STL	PTS	AVG
				FG-FGA	PCT	3FG-3FGA	PCT	FT-FTA	PCT	OFF	DEF	TOT	AVG							
UC Clermont	11/05/2019		11:36	1-7	.143	1-7	.143	0-0	.000	1	1	2	2.0	2	2	1	0	1	3	3.0
Texas Southern	11/23/2019		14:39	2-3	.667	2-3	.667	0-0	.000	0	0	0	1.0	0	0	0	0	0	6	4.5
Midway	11/25/2019		25:24	1-6	.167	1-6	.167	0-0	.000	2	1	3	1.7	2	2	2	0	1	3	4.0
at Arkansas	11/30/2019		07:58	0-1	.000	0-1	.000	0-0	.000	0	0	0	1.3	0	0	0	0	0	0	3.0
at Miami (OH)	12/03/2019		07:59	1-3	.333	0-2	.000	1-2	.500	0	0	0	1.0	1	0	1	0	0	3	3.0
Eastern Ky.	12/08/2019		01:40	0-0	.000	0-0	.000	0-0	.000	0	0	0	0.8	0	0	0	0	1	0	2.5
Illinois St.	12/15/2019		01:37	0-0	.000	0-0	.000	0-0	.000	0	0	0	0.7	1	0	1	0	0	0	2.1
at UNC Greensboro	12/21/2019		11:03	0-2	.000	0-1	.000	0-0	.000	0	1	1	0.8	0	0	0	0	0	0	1.9
Milwaukee	12/28/2019	*	31:08	1-4	.250	1-4	.250	0-0	.000	0	1	1	0.8	2	0	1	0	0	3	2.0
Green Bay	12/30/2019	*	11:23	0-5	.000	0-4	.000	2-2	1.000	3	2	5	1.2	2	0	3	0	0	2	2.0
at Detroit Mercy	01/03/2020		07:39	1-2	.500	1-2	.500	0-0	.000	0	0	0	1.1	1	0	1	0	0	3	2.1
Totals		2	132:06	7-33	.212	6-30	.200	3-4	.750	6	6	12	1.1	11	4	10	0	3	23	2.1

Player Averages

Games Played	Minutes/game	Points/game	FG Pct	3FG Pct	FT Pct	Rebounds/game	Assists/game	Turnovers/game	Assist/Turnover ratio	Steals/game	Blocks/game
11	12.0	2.1	21.2	20.0	75.0	1.1	0.4	0.9	0.4	0.3	0.0



2019-20 Northern Ky. Men's Basketball
Individual Game-by-Game
All games

Page 12/13
as of Jan 04, 2020

#32 WALTON, Dantez

Opponent	Date	GS	MIN	Total		3-Pointers		Free throws		Rebounds				PF	A	T/O	BLK	STL	PTS	AVG
				FG-FGA	PCT	3FG-3FGA	PCT	FT-FTA	PCT	OFF	DEF	TOT	AVG							
UC Clermont	11/05/2019	*	24:29	4-9	.444	1-6	.167	0-0	.000	3	6	9	9.0	0	3	0	0	2	9	9.0
at Missouri	11/08/2019	*	33:00	4-11	.364	0-6	.000	0-0	.000	2	3	5	7.0	3	0	0	1	1	8	8.5
at Coastal Carolina	11/12/2019	*	20:56	3-9	.333	2-7	.286	1-2	.500	2	3	5	6.3	5	0	2	1	1	9	8.7
Coppin St.	11/17/2019	*	27:43	9-14	.643	5-8	.625	1-2	.500	1	8	9	7.0	3	4	1	0	2	24	12.5
at Ball St.	11/20/2019	*	36:43	6-17	.353	2-7	.286	4-7	.571	0	6	6	6.8	4	3	1	2	0	18	13.6
Texas Southern	11/23/2019	*	33:37	11-21	.524	6-11	.545	5-7	.714	1	9	10	7.3	5	3	3	0	3	33	16.8
Midway	11/25/2019	*	05:11	1-3	.333	0-1	.000	0-0	.000	0	2	2	6.6	2	0	1	0	0	2	14.7
at Arkansas	11/30/2019	*	37:59	10-14	.714	4-6	.667	6-8	.750	1	9	10	7.0	3	2	5	4	4	30	16.6
at Miami (OH)	12/03/2019	*	36:09	13-20	.650	4-9	.444	2-8	.250	3	5	8	7.1	2	4	2	0	0	32	18.3
Eastern Ky.	12/08/2019	*	37:06	7-11	.636	3-5	.600	1-1	1.000	1	8	9	7.3	3	2	3	0	2	18	18.3
Illinois St.	12/15/2019	*	35:00	7-10	.700	3-6	.500	2-3	.667	2	4	6	7.2	1	7	2	0	0	19	18.4
Totals		11	327:52	75-139	.540	30-72	.417	22-38	.579	16	63	79	7.2	31	28	20	8	15	202	18.4

Player Averages

Games Played	Minutes/game	Points/game	FG Pct	3FG Pct	FT Pct	Rebounds/game	Assists/game	Turnovers/game	Assist/Turnover ratio	Steals/game	Blocks/game
11	29.8	18.4	54.0	41.7	57.9	7.2	2.5	1.8	1.4	1.4	0.7



2019-20 Northern Ky. Men's Basketball
Individual Game-by-Game
All games

Page 13/13
as of Jan 04, 2020

#44 WASSLER, David

Opponent	Date	GS	MIN	Total		3-Pointers		Free throws		Rebounds											
				FG-FGA	PCT	3FG-3FGA	PCT	FT-FTA	PCT	OFF	DEF	TOT	AVG	PF	A	T/O	BLK	STL	PTS	AVG	
UC Clermont	11/05/2019		02:57	1-1	1.000	0-0	.000	0-2	.000	1	2	3	3.0	1	0	1	0	0	2	2.0	
Midway	11/25/2019		03:30	1-3	.333	0-1	.000	0-0	.000	0	1	1	2.0	0	0	1	0	0	2	2.0	
Illinois St.	12/15/2019		00:35	0-0	.000	0-0	.000	0-0	.000	0	1	1	1.7	0	0	0	0	0	0	1.3	
Totals		0	07:02	2-4	.500	0-1	.000	0-2	.000	1	4	5	1.7	1	0	2	0	0	4	1.3	

Player Averages

Games Played	Minutes/game	Points/game	FG Pct	3FG Pct	FT Pct	Rebounds/game	Assists/game	Turnovers/game	Assist/Turnover ratio	Steals/game	Blocks/game
3	2.3	1.3	50.0	0.0	0.0	1.7	0.0	0.7	0.0	0.0	0.0



**2019-20 Northern Ky. Men's Basketball
Individual Career Summaries
All games**

Page 1/7
as of Jan 04, 2020

ADHEKE, Silas

				Field Goals		3-Point		F-Throws		Rebounds									Scoring	
SEASON	TEAM	GP-GS	MIN/AVG	FG-FGA	FG%	3FG-FGA	3FG%	FT-FTA	FT%	OFF	DEF	TOT	AVG	PF-FO	AST	TO	BLK	STL	PTS	AVG
2018-19	NKU	20-0	101/5.0	17-24	.708	3-5	.600	3-5	.600	10	24	34	1.7	22-0	6	8	1	2	40	2.0
2019-20	NKU	15-13	228/15.2	30-49	.612	1-3	.333	6-11	.545	28	52	80	5.3	34-1	3	15	5	7	67	4.5
TOTAL		35-13	328/9.4	47-73	.644	4-8	.500	9-16	.563	38	76	114	3.3	56-1	9	23	6	9	107	3.1

Single Game Highs

Statistic	Value	
Points	13	vs UC Clermont 11/05/19
Rebounds	14	vs Wilmington (OH) 11/06/18
Assists	2	vs Texas Southern 11/23/19
Steals	3	vs Midway 11/25/19
Blocks	1	6 times
FG Made	6	vs UC Clermont 11/05/19
FG Attempts	7	vs UC Clermont 11/05/19
3FG Made	2	vs Wabash 11/11/18
3FG Attempts	4	vs Wabash 11/11/18
FT Made	3	at Detroit Mercy 01/03/20
FT Attempts	4	vs Wilmington (OH) 11/06/18, at Detroit Mercy 01/03/20

COBBS, Tre

				Field Goals		3-Point		F-Throws		Rebounds									Scoring	
SEASON	TEAM	GP-GS	MIN/AVG	FG-FGA	FG%	3FG-FGA	3FG%	FT-FTA	FT%	OFF	DEF	TOT	AVG	PF-FO	AST	TO	BLK	STL	PTS	AVG
2016-17	NKU	9-0	15/1.7	2-3	.667	1-1	1.000	3-4	.750	0	0	0	0.0	5-0	1	4	0	1	8	0.9
2017-18	NKU	15-0	86/5.7	10-14	.714	2-4	.500	11-15	.733	0	5	5	0.3	15-0	9	8	0	2	33	2.2
2019-20	NKU	7-0	62/8.9	9-17	.529	0-1	.000	11-18	.611	1	3	4	0.6	14-1	6	7	0	3	29	4.1
TOTAL		31-0	163/5.3	21-34	.618	3-6	.500	25-37	.676	1	8	9	0.3	34-1	16	19	0	6	70	2.3

Single Game Highs

Statistic	Value	
Points	11	vs Berea 11/29/17
Rebounds	3	vs Berea 11/29/17
Assists	4	vs Wilmington (OH) 11/12/17
Steals	1	6 times
FG Made	4	vs Green Bay 12/30/19
FG Attempts	7	vs Green Bay 12/30/19
3FG Made	1	vs Wilmington (OH) 11/12/17, vs Morehead St. 12/02/17, at Miami (OH) 11/20/16
3FG Attempts	1	6 times
FT Made	5	vs Berea 11/29/17
FT Attempts	7	vs Berea 11/29/17



**2019-20 Northern Ky. Men's Basketball
Individual Career Summaries
All games**

Page 2/7
as of Jan 04, 2020

DJOKO, Paul

				Field Goals		3-Point		F-Throws		Rebounds										Scoring	
SEASON	TEAM	GP-GS	MIN/AVG	FG-FGA	FG%	3FG-FGA	3FG%	FT-FTA	FT%	OFF	DEF	TOT	AVG	PF-FO	AST	TO	BLK	STL	PTS	AVG	
2018-19	NKU	35-1	546/15.6	21-49	.429	0-10	.000	17-32	.531	6	33	39	1.1	37-0	45	29	22	14	59	1.7	
2019-20	NKU	12-0	102/8.5	5-14	.357	2-7	.286	2-7	.286	8	11	19	1.6	7-0	10	6	3	4	14	1.2	
TOTAL		47-1	648/13.8	26-63	.413	2-17	.118	19-39	.487	14	44	58	1.2	44-0	55	35	25	18	73	1.6	

Single Game Highs

Statistic	Value	
Points	7	at Green Bay 03/02/19
Rebounds	6	at Ball St. 11/20/19
Assists	7	vs Detroit Mercy 02/07/19
Steals	2	at Green Bay 03/02/19, vs Detroit Mercy 02/07/19, vs UMBC 11/30/18
Blocks	3	at Morehead St. 11/27/18
FG Made	3	at Green Bay 03/02/19, at Morehead St. 11/27/18
FG Attempts	6	vs Wabash 11/11/18
3FG Made	1	vs Coppin St. 11/17/19, vs Green Bay 12/30/19
3FG Attempts	3	vs Wabash 11/11/18
FT Made	4	vs Wilmington (OH) 11/06/18, at Youngstown St. 01/19/19
FT Attempts	7	at Youngstown St. 01/19/19

ELEEDA, Adham

				Field Goals		3-Point		F-Throws		Rebounds										Scoring	
SEASON	TEAM	GP-GS	MIN/AVG	FG-FGA	FG%	3FG-FGA	3FG%	FT-FTA	FT%	OFF	DEF	TOT	AVG	PF-FO	AST	TO	BLK	STL	PTS	AVG	
2019-20	NKU	14-1	244/17.4	16-65	.246	14-59	.237	6-8	.750	9	33	42	3.0	22-0	5	5	0	10	52	3.7	
TOTAL		14-1	244/17.4	16-65	.246	14-59	.237	6-8	.750	9	33	42	3.0	22-0	5	5	0	10	52	3.7	

Single Game Highs

Statistic	Value	
Points	14	at Detroit Mercy 01/03/20
Rebounds	6	vs Eastern Ky. 12/08/19
Assists	2	at Miami (OH) 12/03/19
Steals	2	vs Milwaukee 12/28/19, at Detroit Mercy 01/03/20
FG Made	5	at Detroit Mercy 01/03/20
FG Attempts	10	vs Midway 11/25/19, at Detroit Mercy 01/03/20
3FG Made	4	at Detroit Mercy 01/03/20
3FG Attempts	9	at Missouri 11/08/19, at Detroit Mercy 01/03/20
FT Made	4	vs Midway 11/25/19
FT Attempts	5	vs Midway 11/25/19



**2019-20 Northern Ky. Men's Basketball
Individual Career Summaries
All games**

Page 3/7
as of Jan 04, 2020

FAULKNER, Trevon

				Field Goals		3-Point		F-Throws		Rebounds									Scoring	
SEASON	TEAM	GP-GS	MIN/AVG	FG-FGA	FG%	3FG-FGA	3FG%	FT-FTA	FT%	OFF	DEF	TOT	AVG	PF-FO	AST	TO	BLK	STL	PTS	AVG
2018-19	NKU	35-28	717/20.5	68-115	.591	9-26	.346	21-37	.568	40	49	89	2.5	84-2	39	33	12	17	166	4.7
2019-20	NKU	15-15	462/30.8	59-143	.413	14-50	.280	49-60	.817	14	47	61	4.1	36-1	36	44	3	22	181	12.1
TOTAL		50-43	1180/23.6	127-258	.492	23-76	.303	70-97	.722	54	96	150	3.0	120-3	75	77	15	39	347	6.9

Single Game Highs

Statistic	Value	
Points	24	vs Texas Southern 11/23/19
Rebounds	8	vs Milwaukee 12/28/19
Assists	7	vs Eastern Ky. 12/08/19
Steals	3	at Coastal Carolina 11/12/19, vs Illinois St. 12/15/19, at Detroit Mercy 01/03/20
Blocks	2	at Detroit Mercy 01/05/19, vs Oakland 03/11/19, vs UC Clermont 11/05/19
FG Made	9	vs Texas Southern 11/23/19
FG Attempts	16	vs Texas Southern 11/23/19
3FG Made	3	vs Texas Southern 11/23/19
3FG Attempts	6	at Missouri 11/08/19, vs Texas Southern 11/23/19
FT Made	6	at Ball St. 11/20/19, vs Eastern Ky. 12/08/19, vs Milwaukee 12/28/19
FT Attempts	8	vs Coppin St. 11/17/19, vs Milwaukee 12/28/19

HARRIS, Karl

				Field Goals		3-Point		F-Throws		Rebounds									Scoring	
SEASON	TEAM	GP-GS	MIN/AVG	FG-FGA	FG%	3FG-FGA	3FG%	FT-FTA	FT%	OFF	DEF	TOT	AVG	PF-FO	AST	TO	BLK	STL	PTS	AVG
2017-18	NAU	32-10	584/18.3	90-235	.383	13-58	.224	68-83	.819	15	56	71	2.2	74-3	21	43	3	17	261	8.2
2019-20	NKU	11-0	193/17.6	29-56	.518	9-20	.450	14-19	.737	16	31	47	4.3	23-1	4	10	4	9	81	7.4
TOTAL FOR NKU		11-0	193/17.6	29-56	.518	9-20	.450	14-19	.737	16	31	47	4.3	23-1	4	10	4	9	81	7.4
TOTAL		43-10	777/18.1	119-291	.409	22-78	.282	82-102	.804	31	87	118	2.7	97-4	25	53	7	26	342	8.0

Single Game Highs

Statistic	Value	
Points	23	vs Idaho St. 02/01/18
Rebounds	10	vs Midway 11/25/19
Assists	2	6 times
Steals	3	vs UC Clermont 11/05/19
Blocks	3	vs Coppin St. 11/17/19
FG Made	8	vs Idaho St. 02/01/18, vs Midway 11/25/19
FG Attempts	18	vs Idaho St. 02/01/18
3FG Made	5	at Coastal Carolina 11/12/19
3FG Attempts	7	at Coastal Carolina 11/12/19
FT Made	6	vs Idaho St. 02/01/18, vs San Diego Christian 12/06/17
FT Attempts	9	vs Idaho St. 02/01/18



2019-20 Northern Ky. Men's Basketball
Individual Career Summaries
All games

Page 4/7
as of Jan 04, 2020

LANGDON, Bryson

				Field Goals		3-Point		F-Throws		Rebounds									Scoring	
SEASON	TEAM	GP-GS	MIN/AVG	FG-FGA	FG%	3FG-FGA	3FG%	FT-FTA	FT%	OFF	DEF	TOT	AVG	PF-FO	AST	TO	BLK	STL	PTS	AVG
2019-20	NKU	15-12	439/29.3	38-92	.413	16-44	.364	19-25	.760	8	26	34	2.3	32-0	54	40	0	17	111	7.4
TOTAL		15-12	439/29.3	38-92	.413	16-44	.364	19-25	.760	8	26	34	2.3	32-0	54	40	0	17	111	7.4

Single Game Highs

Statistic	Value	
Points	20	vs UC Clermont 11/05/19
Rebounds	5	vs UC Clermont 11/05/19, at UNC Greensboro 12/21/19
Assists	9	vs Texas Southern 11/23/19
Steals	5	vs Midway 11/25/19
FG Made	7	vs UC Clermont 11/05/19, vs Midway 11/25/19
FG Attempts	10	vs UC Clermont 11/05/19, vs Texas Southern 11/23/19
3FG Made	5	vs UC Clermont 11/05/19
3FG Attempts	7	vs UC Clermont 11/05/19
FT Made	4	vs Milwaukee 12/28/19
FT Attempts	4	vs Texas Southern 11/23/19, vs Milwaukee 12/28/19

MOCABY, Bryant

				Field Goals		3-Point		F-Throws		Rebounds									Scoring	
SEASON	TEAM	GP-GS	MIN/AVG	FG-FGA	FG%	3FG-FGA	3FG%	FT-FTA	FT%	OFF	DEF	TOT	AVG	PF-FO	AST	TO	BLK	STL	PTS	AVG
2018-19	NKU	18-2	160/8.9	12-47	.255	10-41	.244	11-13	.846	2	8	10	0.6	16-0	7	7	0	1	45	2.5
2019-20	NKU	11-2	132/12.0	7-33	.212	6-30	.200	3-4	.750	6	6	12	1.1	11-0	4	10	0	3	23	2.1
TOTAL		29-4	292/10.1	19-80	.238	16-71	.225	14-17	.824	8	14	22	0.8	27-0	11	17	0	4	68	2.3

Single Game Highs

Statistic	Value	
Points	11	vs Detroit Mercy 02/07/19
Rebounds	5	vs Green Bay 12/30/19
Assists	2	4 times
Steals	1	4 times
FG Made	3	vs Wilmington (OH) 11/06/18, vs Wabash 11/11/18, vs Detroit Mercy 02/07/19
FG Attempts	7	vs Wilmington (OH) 11/06/18, vs UNC Asheville 11/16/18, vs UC Clermont 11/05/19
3FG Made	3	vs Wabash 11/11/18, vs Detroit Mercy 02/07/19
3FG Attempts	7	vs UC Clermont 11/05/19
FT Made	4	vs UNC Asheville 11/16/18
FT Attempts	4	vs UNC Asheville 11/16/18



**2019-20 Northern Ky. Men's Basketball
Individual Career Summaries
All games**

Page 5/7
as of Jan 04, 2020

NELSON, Adrian

				Field Goals		3-Point		F-Throws		Rebounds									Scoring	
SEASON	TEAM	GP-GS	MIN/AVG	FG-FGA	FG%	3FG-FGA	3FG%	FT-FTA	FT%	OFF	DEF	TOT	AVG	PF-FO	AST	TO	BLK	STL	PTS	AVG
2018-19	NKU	30-0	252/8.4	34-57	.596	0-0	.000	15-24	.625	28	46	74	2.5	27-0	10	20	2	5	83	2.8
2019-20	NKU	12-2	177/14.7	17-23	.739	0-0	.000	7-22	.318	14	40	54	4.5	20-0	7	9	6	2	41	3.4
TOTAL		42-2	429/10.2	51-80	.638	0-0	.000	22-46	.478	42	86	128	3.0	47-0	17	29	8	7	124	3.0

Single Game Highs

Statistic	Value	
Points	10	vs Wilmington (OH) 11/06/18, vs IUPUI 12/28/18, vs Eastern Ky. 12/08/19
Rebounds	12	at Miami (OH) 12/03/19, vs Milwaukee 12/28/19
Assists	2	vs Detroit Mercy 02/07/19
Steals	1	7 times
Blocks	2	vs UC Clermont 11/05/19
FG Made	5	vs Eastern Ky. 12/08/19
FG Attempts	7	vs Detroit Mercy 02/07/19
FT Made	4	vs IUPUI 12/28/18
FT Attempts	5	vs Wilmington (OH) 11/06/18, vs Illinois St. 12/15/19

SHARPE, Tyler

				Field Goals		3-Point		F-Throws		Rebounds									Scoring	
SEASON	TEAM	GP-GS	MIN/AVG	FG-FGA	FG%	3FG-FGA	3FG%	FT-FTA	FT%	OFF	DEF	TOT	AVG	PF-FO	AST	TO	BLK	STL	PTS	AVG
2017-18	NKU	31-1	459/14.8	64-151	.424	46-121	.380	35-47	.745	6	29	35	1.1	44-0	19	16	3	26	209	6.7
2018-19	NKU	35-32	1124/32.1	154-363	.424	90-235	.383	106-136	.779	17	88	105	3.0	84-0	64	42	3	52	504	14.4
2019-20	NKU	15-15	530/35.3	76-188	.404	38-110	.345	43-54	.796	4	44	48	3.2	28-1	34	31	0	28	233	15.5
TOTAL		81-48	2113/26.1	294-702	.419	174-466	.373	184-237	.776	27	161	188	2.3	156-1	117	89	6	106	946	11.7

Single Game Highs

Statistic	Value	
Points	33	at UNC Greensboro 12/21/19
Rebounds	9	at Green Bay 03/02/19
Assists	6	vs Detroit Mercy 02/07/19
Steals	5	vs Wabash 11/11/18
Blocks	2	vs Youngstown St. 02/19/18
FG Made	10	vs Illinois St. 12/15/19, at UNC Greensboro 12/21/19
FG Attempts	24	at UNC Greensboro 12/21/19
3FG Made	6	4 times
3FG Attempts	15	at UNC Greensboro 12/21/19
FT Made	9	vs Youngstown St. 02/21/19
FT Attempts	10	vs Wright St. 01/11/19



**2019-20 Northern Ky. Men's Basketball
Individual Career Summaries
All games**

Page 6/7
as of Jan 04, 2020

TATE, Jalen

				Field Goals		3-Point		F-Throws		Rebounds									Scoring	
SEASON	TEAM	GP-GS	MIN/AVG	FG-FGA	FG%	3FG-FGA	3FG%	FT-FTA	FT%	OFF	DEF	TOT	AVG	PF-FO	AST	TO	BLK	STL	PTS	AVG
2016-17	NKU	8-8	150/18.8	14-34	.412	1-10	.100	8-24	.333	4	12	16	2.0	24-1	13	10	2	7	37	4.6
2017-18	NKU	32-31	731/22.8	71-151	.470	6-28	.214	35-55	.636	9	63	72	2.3	102-3	65	37	19	44	183	5.7
2018-19	NKU	31-23	837/27.0	159-295	.539	24-59	.407	83-136	.610	30	106	136	4.4	92-1	128	76	21	37	425	13.7
2019-20	NKU	5-4	145/29.0	18-44	.409	1-9	.111	10-18	.556	4	19	23	4.6	13-0	23	13	1	8	47	9.4
TOTAL		76-66	1863/24.5	262-524	.500	32-106	.302	136-233	.584	47	200	247	3.3	231-5	229	136	43	96	692	9.1

Single Game Highs

Statistic	Value	
Points	30	at Green Bay 03/02/19
Rebounds	10	vs Milwaukee 01/26/19
Assists	10	vs Detroit Mercy 03/06/19
Steals	5	vs Oakland 03/11/19
Blocks	3	at Detroit Mercy 01/05/19, vs James Madison 11/17/17, at Detroit Mercy 01/07/18
FG Made	11	at Green Bay 03/02/19
FG Attempts	19	at Green Bay 03/02/19
3FG Made	4	at Green Bay 03/02/19
3FG Attempts	5	at Green Bay 03/02/19
FT Made	8	vs Coastal Carolina 11/18/18, vs Detroit Mercy 03/06/19
FT Attempts	12	vs Coastal Carolina 11/18/18, vs Oakland 02/09/19, vs UIC 12/30/18



**2019-20 Northern Ky. Men's Basketball
Individual Career Summaries
All games**

Page 7/7
as of Jan 04, 2020

WALTON, Dantez

				Field Goals		3-Point		F-Throws		Rebounds									Scoring	
SEASON	TEAM	GP-GS	MIN/AVG	FG-FGA	FG%	3FG-FGA	3FG%	FT-FTA	FT%	OFF	DEF	TOT	AVG	PF-FO	AST	TO	BLK	STL	PTS	AVG
2016-17	NKU	29-0	303/10.4	39-104	.375	20-69	.290	15-21	.714	22	46	68	2.3	36-1	13	14	5	10	113	3.9
2017-18	NKU	32-4	524/16.4	68-152	.447	14-68	.206	19-31	.613	45	63	108	3.4	61-2	34	26	14	21	169	5.3
2018-19	NKU	35-35	991/28.3	147-330	.445	62-191	.325	31-50	.620	70	123	193	5.5	98-2	94	61	23	32	387	11.1
2019-20	NKU	11-11	328/29.8	75-139	.540	30-72	.417	22-38	.579	16	63	79	7.2	31-2	28	20	8	15	202	18.4
TOTAL		107-50	2146/20.1	329-725	.454	126-400	.315	87-140	.621	153	295	448	4.2	226-7	169	121	50	78	871	8.1

Single Game Highs

Statistic	Value	
Points	33	vs Texas Southern 11/23/19
Rebounds	14	vs Wright St. 03/12/19
Assists	7	vs Illinois St. 12/15/19
Steals	4	vs Wilmington (OH) 11/12/17, at Arkansas 11/30/19
Blocks	4	at Arkansas 11/30/19
FG Made	13	at Miami (OH) 12/03/19
FG Attempts	21	vs Texas Southern 11/23/19
3FG Made	6	vs Texas Southern 11/23/19
3FG Attempts	11	vs Texas Southern 11/23/19
FT Made	6	at Arkansas 11/30/19
FT Attempts	8	at Arkansas 11/30/19, at Miami (OH) 12/03/19

WASSLER, David

				Field Goals		3-Point		F-Throws		Rebounds									Scoring	
SEASON	TEAM	GP-GS	MIN/AVG	FG-FGA	FG%	3FG-FGA	3FG%	FT-FTA	FT%	OFF	DEF	TOT	AVG	PF-FO	AST	TO	BLK	STL	PTS	AVG
2018-19	NKU	6-0	9/1.5	1-1	1.000	0-0	.000	0-0	.000	0	0	0	0.0	2-0	0	0	0	0	2	0.3
2019-20	NKU	3-0	7/2.3	2-4	.500	0-1	.000	0-2	.000	1	4	5	1.7	1-0	0	2	0	0	4	1.3
TOTAL		9-0	16/1.8	3-5	.600	0-1	.000	0-2	.000	1	4	5	0.6	3-0	0	2	0	0	6	0.7

Single Game Highs

Statistic	Value	
Points	2	vs Wilmington (OH) 11/06/18, vs UC Clermont 11/05/19, vs Midway 11/25/19
Rebounds	3	vs UC Clermont 11/05/19
FG Made	1	vs Wilmington (OH) 11/06/18, vs UC Clermont 11/05/19, vs Midway 11/25/19
FG Attempts	3	vs Midway 11/25/19
3FG Attempts	1	vs Midway 11/25/19
FT Attempts	2	vs UC Clermont 11/05/19