



## 2015-16 NORTHERN KENTUCKY WOMEN'S BASKETBALL NOTES

### GAME 24






**Northern Kentucky Norse (14-9, 6-6 Horizon) vs. Detroit Titans (12-12, 8-5 Horizon)**

Feb. 18, 7 p.m. - BB&T Arena (9,400); Highland Heights, Ky.

**TV:** ESPN3 // Andrew Kappes (play-by-play) and Kaitlyn Gerrety (analyst)

**Series History:** Detroit leads, 1-0

### LAST GAME STARTERS

<b>10</b>		<b>5</b>		<b>23</b>		<b>24</b>		<b>3</b>	
<b>Christine Roush Sr.</b>		<b>Rianna Gayheart Sr.</b>		<b>Kasey Utrecht So.</b>		<b>Molly Glick Fr.</b>		<b>Rebecca Lyttle R-Jr.</b>	
16.0 PPG 3.7 RPG 44.7 FG%		4.5 PPG 2.4 RPG 3.2 APG		11.4 PPG 5.8 RPG 1.5 SPG		7.0 PPG 2.5 RPG 40.8 FG%		8.8 PPG 6.0 RPG 43.4 FG%	

### FAST BREAK POINTS (140 CHARACTERS OR LESS)

#### Team Points

- NKU plays its second of three-in-a-row at BB&T Arena on Saturday when the Norse take on Detroit.
- The Norse have won four of their last five games, including four-straight road contests.
- NKU has averaged 73.6 points per game this season to rank third among Horizon League squads.
- NKU's overall turnover margin of +3.8 ranks second in the Horizon League and 36th in the nation.
- The Norse have forced 15 or more turnovers in 20 of their 23 games this season, and have forced 91 errors in their last five games.
- The Norse rank third in the League in FG shooting (42.4%) and lead the League in 3-point (36.1%) and FT shooting (78.5%).
- NKU's 78.5 percent free-throw accuracy ranks fourth among all Division I programs.
- Saturday marked the fourth time this year the Norse have shot 90 percent or better from the line, as NKU went 6-for-6 against Wright State.
- The Norse are knocking down 8.2 treys per game, ranking second among Horizon League squads.

#### Norse Points

- G Christine Roush knocked down a season-best six treys en route to a 22-point effort against Wright State.
- Roush has 60 three-pointers on the year, good for fifth on NKU's all-time list.
- Roush leads the team and ranks fourth in the Horizon League at 16.0 points per game.
- G Rianna Gayheart dished out a season-high eight assists against Wright State, and now stands 12th all-time with 322 on her career.
- Gayheart's 2.2 assist-to-turnover ratio in Horizon League games ranks second among League guards.
- F Courtney Roush has shot 56.5 from the field to lead the team and rank fourth in the Horizon League.
- On the season, Courtney Roush is scoring 8.5 points in just 14.1 minutes per game.
- F Molly Glick is shooting 46.2 percent from long-range in Horizon League games, ranking second among League sharpshooters.

### 2015-16 SCHEDULE

Date	Opponent	Time/Result
<b>November</b>		
13	at Miami (Ohio)	W, 71-57
15	INDIANA STATE	W, 73-67
18	at Cincinnati	L, 71-68
21	MARQUETTE	W, 83-78
27	TENNESSEE TECH	W, 88-62
29	at Robert Morris	W, 72-70
<b>December</b>		
2	No. 10/11 KENTUCKY	L, 84-65
5	IPFW	W, 77-64
13	WEST VIRGINIA STATE	W, 92-47
16	IU-KOKOMO	W, 104-33
19	AKRON	L, 77-75 OT
30	VALPARAISO *	L, 61-60
<b>January</b>		
1	UIC *	W, 55-53
9	at Wright State *	L, 66-61
14	at Oakland *	W, 75-71
16	at Detroit *	L, 66-65
21	GREEN BAY *	L, 81-73
23	MILWAUKEE *	L, 86-60
28	at Cleveland State *	W, 83-51
30	at Youngstown State *	W, 88-77
<b>February</b>		
4	at UIC *	W, 72-61
6	at Valparaiso *	W, 68-50
13	WRIGHT STATE *	L, 76-65
18	DETROIT *	7 p.m.
21	OAKLAND *	1 p.m.
25	at Milwaukee *	7 p.m. CT / 8 p.m. ET
27	at Green Bay *	1 p.m. CT / 2 p.m. ET
<b>March</b>		
3	YOUNGSTOWN STATE *	7 p.m.
5	CLEVELAND STATE *	7 p.m.
10-13	Horizon League Championship at Green Bay, Wis.	TBD

\* Horizon League Game  
All Times Eastern unless otherwise indicated

### ATHLETIC COMMUNICATIONS

Assistant Athletic Communications Dir. (WBB)

Contact: Mike Anderson  
Email: andersonm3@nku.edu  
Office Phone: (859) 572-7659  
Mobile Phone: (859) 835-5540  
Fax: (859) 572-7956

Best Time to Reach Coach:  
Contact Athletic Communications

Assistant AD/Communications & Media Svc.:  
Bryan McEldowney

Director of Comm. (Video): Brad Pope  
Athletic Comm. GA: Melissa Powell

## ROSTER AND PRONUNCIATION GUIDE

### Alphabetical

No.	Name	Pos.	Ht.	Yr.	Hometown/High School (Previous School)
0	Shar'Rae Davis	G	5-8	R-Jr.	Grand Haven, Mich. / Grand Haven (Youngstown State)
44	Molly Franson	F/C	6-2	So.	Tinley Park, Ill. / Victor J. Andrew
5	Rianna Gayheart	G	5-7	Sr.	Owenton, Ky. / Owen County
24	Molly Glick	F	5-11	Fr.	Fostoria, Ohio / Arcadia
15	Sarah Kinch	G	5-9	Jr.	Medina, Ohio / Medina
3	Rebecca Lyttle	F	6-0	R-Jr.	Miramar, Fla. / Hollywood Christian (Michigan)
10	Christine Roush	G	5-11	Sr.	Louisville, Ky. / Mercy Academy
12	Courtney Roush	F	6-0	Sr.	Louisville, Ky. / Mercy Academy
1	Faith Sanders	F	5-11	So.	Savannah, Ga. / Jenkins
11	Taryn Taugher	G	5-8	Fr.	Freeland, Mich. / Freeland
4	Mikayla Terry	F	5-11	So.	Lansing, Mich. / Lansing Christian
23	Kasey Uetrecht	F	6-1	So.	Oregonia, Ohio / Clinton Massie
22	Kelley Wiegman	G	5-10	Jr.	Cincinnati, Ohio / Mother of Mercy

### Numerical

No.	Name	Pos.	Ht.	Yr.	Hometown/High School (Previous School)
0	Shar'Rae Davis	G	5-8	R-Jr.	Grand Haven, Mich. / Grand Haven (Youngstown State)
1	Faith Sanders	F	5-11	So.	Savannah, Ga. / Jenkins
3	Rebecca Lyttle	F	6-0	R-Jr.	Miramar, Fla. / Hollywood Christian (Michigan)
4	Mikayla Terry	F	5-11	So.	Lansing, Mich. / Lansing Christian
5	Rianna Gayheart	G	5-7	Sr.	Owenton, Ky. / Owen County
10	Christine Roush	G	5-11	Sr.	Louisville, Ky. / Mercy Academy
11	Taryn Taugher	G	5-8	Fr.	Freeland, Mich. / Freeland
12	Courtney Roush	F	6-0	Sr.	Louisville, Ky. / Mercy Academy
15	Sarah Kinch	G	5-9	Jr.	Medina, Ohio / Medina
22	Kelley Wiegman	G	5-10	Jr.	Cincinnati, Ohio / Mother of Mercy
23	Kasey Uetrecht	F	6-1	So.	Oregonia, Ohio / Clinton Massie
24	Molly Glick	F	5-11	Fr.	Fostoria, Ohio / Arcadia
44	Molly Franson	F/C	6-2	So.	Tinley Park, Ill. / Victor J. Andrew

### Staff

Head Coach	Dawn Plitzuweit (Michigan Tech, '95)
Assistant Coach	Lynn Plett (Tabor, '75)
Assistant Coach	Karmen Graham (Northern Kentucky '07)
Assistant Coach	Russ Rose (Davenport '07)
Graduate Assistant Coach	Lauren Stodola (Grand Valley '13)

## HORIZON LEAGUE STANDINGS (THROUGH FEB. 13)

School	Conference	Overall	RPI
Green Bay	11-1	21-3	23
Wright State	9-3	19-6	94
Detroit	8-5	12-12	177
Milwaukee	7-5	13-10	185
Youngstown State	7-6	16-8	105
<b>Northern Kentucky</b>	<b>6-6</b>	<b>14-9</b>	<b>155</b>
Oakland	6-7	14-10	200
Valparaiso	4-9	8-16	229
UIC	3-10	12-12	210
Cleveland State	2-11	5-18	293

## PRONUNCIATION GUIDE

0 Shar'Rae Davis.....	shar-RAY DAY-vis
3 Rebecca Lyttle.....	re-BEK-uh LIT-ul ("Little")
4 Mikayla Terry.....	mih-KAY-luh TARE-ee
5 Rianna Gayheart.....	ree-ANN-uh GAY-hart
10 Christine Roush.....	CRIS-teen ROW (like "plow")-sh
11 Taryn Taugher.....	TARE-inn TAW-her
12 Courtney Roush.....	CORT-nee ROW (like "plow")-sh
22 Kelley Wiegman.....	KELL-ee WIG-man
23 Kasey Uetrecht.....	CASE-ee YOU-trekt
Dawn Plitzuweit.....	DAWN PLIT-zoo-white

## HORIZON LEAGUE PRESEASON POLL

School	Conference
1. Green Bay.....	302 (25)
2. Wright State.....	250 (4)
3. UIC.....	210 (1)
4. Youngstown State.....	181
5. Oakland.....	162
6. Cleveland State.....	161 (1)
7. Detroit.....	157
8. Northern Kentucky.....	134
9. Milwaukee.....	71
10. Valparaiso.....	70

## PRESEASON ALL-HORIZON LEAGUE TEAMS

First Team			
Ruvanna Campbell *	F	Sr.	UIC
Kim Demmings	G	R-Sr.	Wright State
Mehryn Kraker	G	Jr.	Green Bay
Rosanna Reynolds	G	Jr.	Detroit
Tesha Buck	G	Jr.	Green Bay
* Horizon League Player of the Year			
Second Team			
Dani Franklin	F	So.	Valparaiso
Olivia Nash	F	Sr.	Oakland
Terri Bender	G	Sr.	UIC
Ashley Luke	F	Sr.	Green Bay
Elena Popkey	G	Sr.	Oakland

## NOTES

### TOP QUARTERS IN 2015-16

<b>Points...</b>	30 (3x) - 1st at Youngstown State (Jan. 30)*
<b>Shooting ..</b>	81.8% (9-11) - 3rd vs. Tenn. Tech (Nov. 27)
<b>FG Made.....</b>	13 - 3rd vs. IU-Kokomo (Dec. 16)
<b>FG Atts.....</b>	23 - 3rd vs. IU-Kokomo (Dec. 16)
<b>3P FG Made..</b>	6 - 1st at Youngstown State (Jan. 30)
<b>3P FG Atts.....</b>	11 - 1st vs. Kentucky (Dec. 2)
<b>FT Made..</b>	11 (2x) - 3rd at Cleveland State (Jan. 28)*
<b>FT Atts.....</b>	14 - 3rd at Cincinnati (Nov. 18)
<b>FT Pct ...</b>	100% (10-10) - 4th vs. Green Bay (Jan. 21)
<b>Total Rebs.</b>	15 (2x) - 2nd vs. Marquette (Nov. 21)*
<b>Off. Rebs .</b>	6 (2x) - 4th at Robert Morris (Nov. 29)*
<b>Def. Rebs ..</b>	11 - 3rd vs. IPFW (Dec. 5)
<b>Assists.....</b>	10 - 3rd vs. IU-Kokomo (Dec. 16)
<b>Steals.....</b>	8 - 3rd vs. IU-Kokomo (Dec. 16)
<b>Blocks ..</b>	4 (2x) - 1st vs. West Va. State (Dec. 13)*
<b>Fouls .....</b>	13 - 4th vs. Green Bay (Jan. 21)
<b>Turnovers....</b>	8 - 4th at Cleveland State (Jan. 28)

\* indicates most recent occurrence

### LAST TIME OUT

An 11-0 Wright State run in the first quarter helped seal a 76-65 victory for the Raiders over NKU last Saturday. Christine Roush drained six treys, scoring a team-best 22 points, while Courtney Roush added 16 and Shar'Rae Davis chipped in nine points. Kim Demmings scored 28 points to lead Wright State, while Antania Hayes scored 14 points and pulled down 11 rebounds.

### ABOUT DETROIT

The Titans enter Thursday's action with a 12-12 overall record and stand third in the Horizon League with an 8-5 record after a 20-point win over Valparaiso at home. Rosanna Reynolds continues to lead the Titans' offense at 15.9 points per game, followed by super-sub Brianne Cohen at 14.2 points. Nicole Urbanick rounds out Detroit's double-digit scorers at 14.1 points per game having knocked down 68 treys on the season.

### THE SERIES

Detroit got the edge in a 66-65 home victory back on Jan. 16, the only previous meeting between the teams. Rianna Gayheart scored 11 points and dished out five assists for a balanced Norse offense, as Christine Roush and Kasey Uetrecht each added nine points. Rosanna Reynolds led Detroit 18 points while Urbanick chipped in 14.

### MILESTONE WATCH

#### Career Scoring

13. Cassie Brannen ('05-09).....	1321
14. Bridget Flanagan ('99-03).....	1301
15. Connie Myers ('01-05).....	1290
16. Cindy Schlarman ('85-89).....	1287
<b>17. Christine Roush ('12-).....</b>	<b>1286</b>

#### Career 3-Point FGs Made

1. Bridget Flanagan (99-03).....	253
<b>2. Christine Roush ('12-).....</b>	<b>190</b>
3. Michele Tuchfarber ('97-01).....	159
4. Lori McClellan ('89-93).....	136
5. Jessie Slack ('07-09).....	135

#### Career Free Throws Made

7. Connie Myers ('01-05).....	302
8. Angela Healy ('04-08).....	297
9. Amy Mobley ('99-03).....	292
10. Karyn Creager ('03-07).....	287
<b>11. Christine Roush ('12-).....</b>	<b>280</b>

#### Career Assists

8. Amy Mobley ('99-03).....	373
9. Nicole Chiodi ('04-08).....	355
10. Melissa Wood ('83-87).....	348
11. Michele Tuchfarber ('97-01).....	343
<b>12. Rianna Gayheart ('12-).....</b>	<b>322</b>

#### Single-Season 3-Point FG Made

1. Bridget Flanagan ('02-03).....	95
2. Bridget Flanagan ('01-02).....	81
3. Jessie Slack ('07-08).....	68
4. Jessie Slack ('08-09).....	67
5. Heather Livingstone ('99-00).....	60
<b>(tie). Christine Roush (2015-16).....</b>	<b>60</b>

### ROAD READY

NKU's victory over Valparaiso on Feb. 6 marked the team's seventh road win of the season, setting a new high-water mark for the Norse in the Division I era. NKU had won six games away from BB&T Arena in each of the previous three seasons.

The win also marked NKU's fourth-consecutive road victory this year, leaving the Norse just one short of their Division I record of five-straight road wins, set at the conclusion of the 2012-13 season when NKU took wins over South Carolina Upstate, East Tennessee State, Lipscomb, Mercer and Kennesaw State on the road.

### MORE SWIPING

The Norse defense has made a living on clogging up passing lanes and creating turnovers for opposing offenses. Through

the current three-game winning streak, the Norse have averaged almost nine steals per game. The defensive intensity is a team effort, as the Norse picked off seven passes in Thursday's win over UIC, with seven different players each accounting for a steal in the game.

### TWINS DOUBLE UP

Seniors Courtney and Christine Roush picked up high honors for their stellar play, as Courtney Roush was named the Horizon League Player of the Week and Christine Roush earned the College Sports Madness Horizon League Player of the Week after road wins over Cleveland State and Youngstown State.

Courtney Roush scored a career-high 22 points and tied a career-best with six rebounds against Cleveland State on Thursday, and followed up with a 20-point performance against Youngstown State. She is just the second player this season to post back-to-back 20-point games, as Rebecca Lyttle equaled the feat in games against Akron and Valparaiso.

Christine Roush led the Norse with 26 points against Cleveland State in just three quarters of play, going 9-for-15 from the field and 4-for-8 from long range. Christine Roush came back for a 13-point effort in the win over Youngstown State.

NKU now has three total weekly honors this season, as Molly Glick was named the Horizon League Freshman of the Week earlier this season.

### CASHING IN

Over a two-game stretch, NKU has been near automatic from the free-throw line. In games against Detroit and Green Bay, the Norse have shot a combined 27-for-29 from the charity stripe, including a perfect 9-for-9 in the Motor City. Entering Saturday's game against Milwaukee, NKU is shooting 78 percent from the free-throw line as a team to lead all Horizon League squads.

### TAKING THE HITS

Kasey Uetrecht had a strong showing against Oakland both penetrating and shooting from outside to compile 21 points on the evening. Her largest contribution came from the free-throw

## NOTES

line, where she was 10-for-12 to set career highs in both free-throw attempts and made free-throws in a game.

## IN THE CLUTCH

With the two-point victory over UIC on Jan. 1, the Norse picked up their fourth win of the season by six or fewer points. The Norse also bested Robert Morris on the road by a two-point margin, 72-70, on a strong fourth-quarter comeback.

NKU's five-point win over Marquette, 83-78, was keyed by a season-high 27 points from Christine Roush, while NKU's home opener was a six-point decision over Indiana State, 73-67. A 22-12 fourth-quarter edge pushed the Norse over the Sycamores.

## COMMANDING CONTROL

Entering the Wright State contest, NKU stands as one of the most turnover-hungry teams in Division I. The Norse are forcing an average of 19.2 turnovers per game, and have upped that average to 22.3 over their previous three games against UIC, Valpo and Akron.

NKU continues to lead the League in turnover margin, both in conference and overall play. The Norse are +9.5 on the ledger through two Horizon League contests, and their +5.2 margin through 13 total games ranks 21st in the nation.

## ROLLING ON TWENTIES

Rebecca Lyttle has seen a scoring surge after missing three games with injury earlier this season. After failing to score, but grabbing six boards, in her return game against IU-Kokomo, the redshirt-junior went on to post a career-high 23 points against Akron, followed by a 22-point effort against Valparaiso, making her the first player this season to post back-to-back 20-point games.

The last player with such a prolific scoring stretch was Christine Roush, who last season had three-straight 20 points games to wrap up the month of January. Roush scored 28 points against North Florida on Jan. 22, followed by a 22-point game against Jacksonville two days later. She closed out the stretch on Jan. 29 with 24 points against Stetson.

## FROM LONG RANGE

With four three-pointers against Akron, Christine Roush claimed sole possession of second all-time in made threes at NKU. Roush has drained 160 shots from beyond the arc, surpassing Michelle Tuchfarber (1997-2001) on the career list. Bridget Flanagan (1999-2003) holds the career record with 253 made three-pointers.

## ROUSHED

Seniors Christine and Courtney Roush both put up double-figure scoring performances in a single game three times in a five-game stretch to lead to Norse victories. Against Robert Morris, Christine posted 12 points while Courtney added 10, including six in the fourth quarter, as NKU came from behind for a 72-70 win. In the West Virginia State game, Christine led the team with 21 points while Courtney put up a career-high 14 points as NKU won going away, 92-47. On Wednesday against IU-Kokomo, Christine again led the Norse with 16 points while Courtney followed up with 12 points and a career-best five rebounds.

Christine stands as one of the Horizon League's most prolific scorers, averaging 17.2 points per game, while Courtney is averaging seven points per contest.

## HOME SUPPORT

Northern Kentucky has enjoyed strong support during the nonconference schedule so far this year. In five home contests, NKU has an average attendance of 1,709, ranking second in the Horizon League behind Green Bay, who is averaging 2,837 fans across two home contests. NKU's highest home attendance in the Division I era came during the 2012-13 season, when NKU averaged 1,275 fans in 13 games.

## 100TH GAME FOR COACH AND PLAYER

Saturday's game against IPFW will mark Coach Dawn Plitzuweit's 100th game as head coach at Northern Kentucky University. In her career at NKU, she has a winning percentage of .576 after a 5-2 start to the current season.

The game against IPFW will also be the 100th career game for senior guard Christine Roush. In her career as a Norse, she has averaged 11.6 points per game and is shooting a career average of 38.7 percent from three-point range. In the 2014-15 season she was named to the Atlantic Sun Conference Second Team and the Academic All-Atlantic Sun Conference. Last season she ranked 17th nationally in free-throw percentage after going 115-for-131. Her 1,038 career points rank her 27th in NKU history with the chance to move higher on the list as the season progresses.

## FRESHMAN OF THE WEEK

Molly Glick's performance in games against Cincinnati and Marquette earned her the Horizon League's Freshman of the Week award on Nov. 23. The forward averaged 9.5 points and four rebounds in the two contests as NKU went 1-1 on the week. Glick posted 11 points against Cincinnati, marking her first back-to-back double-figure scoring performances.

## ROUSH REACHES 1,000

Christine Roush joined a rarified club in the win against Marquette, netting her 1,000th career point in the fourth quarter and becoming the 29th NKU player to reach the milestone.

The basket was a turning point in the game as well, putting the Norse ahead 70-61 against the Golden Eagles and swinging the momentum for NKU to take the win.

Roush now needs just three points to pass Jesse Slack (2007-09) for 28th on the career scoring list.



## HEAD COACH

### DAWN PLITZUWEIT

**DAWN PLITZUWEIT** is entering her fourth season as the head coach of the Northern Kentucky University women's basketball team. While at NKU, Plitzuweit has compiled a 52-40 overall record, and she boasts a 169-79 career record in seven years as a head coach.

Last season, Plitzuweit lead NKU to a 19-14 overall record and an 8-6 in the Atlantic Sun Conference. The Norse made their third consecutive appearance in the Women's Basketball Invitational after a runner-up finish in the Atlantic Sun tournament.

In 2013-14, she guided the Norse to an impressive 18-13 record and a 13-5 mark in the Atlantic Sun last season, marking NKU's 31st consecutive winning season. On Feb. 1, 2014, the Norse used a 63-43 victory over Florida Gulf Coast to hand the Eagles their first regular-season Atlantic Sun loss since the 2010-11 season. NKU earned its second-straight berth to the WBI, and the Norse captured the program's first postseason victory, an 84-72 win over McNeese State at The Bank of Kentucky Center, since the Norse started the NCAA Division I transition during the 2012-13 academic year.

Three seasons ago, Plitzuweit led the Norse to a 15-13 overall record for NKU's 30th-consecutive winning season and a 12-6 mark in the Atlantic Sun in NKU's first season at the NCAA Division I level. She also helped the Norse earn a berth to the WBI at the end of the season.

Plitzuweit, who spent the previous five years as the associate head coach at the University of Michigan, replaced longtime NKU head coach Nancy Winstel on May 10, 2012.

"I am extremely thrilled and honored to be named the fourth coach in the rich history of Northern Kentucky women's basketball," Plitzuweit said. "I would also like to thank coach Nancy Winstel for all of her dedication in building this championship-caliber program at NKU. I am eager to get started and am looking forward to building relationships with the current players, our incoming freshmen, the coaches in the area, our future recruits, our alumni, the fans, and the entire NKU community."

Plitzuweit helped Michigan post a 20-12 record and advance to the NCAA Tournament in 2011-12. The Wolverines also defeated Illinois in the first round of the Big Ten Tournament last season.

Prior to Michigan, Plitzuweit spent five years as the head coach at Grand Valley State University. Under her direction, the Lakers earned four postseason berths and won the NCAA Division II national championship in 2005-06. Plitzuweit compiled a 117-39 (.750) record at Grand Valley State, including a 68-22

(.756) mark in the Great Lakes Intercollegiate Athletic Conference.

During the 2006 Great Lakes Regional semifinals at Springfield, Mo., Plitzuweit guided Grand Valley State to a 91-70 win over NKU. The following season, Plitzuweit's team participated in NKU's Travel America Classic and went on to a 74-58 victory over the host Norse in Regents Hall.

In 2002-03, NKU and Grand Valley State met twice. The Lakers won the regular-season encounter, 63-62, at Findlay, Ohio, in Plitzuweit's first game as head coach at Grand Valley State. NKU took the rematch in the NCAA Division II Great Lakes Regional with a 69-63 triumph at Indianapolis.

Plitzuweit was named the Women's College Coach of the Year by the Basketball Coaches Association of Michigan in 2006, as well as the Molten/Women's Division II Bulletin Coach of the Year. GVSU senior forward Niki Reams garnered her second-consecutive GLIAC Player of the Year award, the first player to do so since Plitzuweit herself accomplished the feat in 1994 and '95 for Michigan Tech.

During her playing days at Michigan Tech, Plitzuweit was a four-year starter (1990-91, '92-95) and led the Huskies to a 99-22 overall record. Plitzuweit helped her team to one GLIAC Tournament title and four trips to the NCAA Division II Tournament. Plitzuweit closed out her career as MTU's all-time leader in rebounds (866), assists (439), and steals (331), while ranking second in points (1,398) and games played (121).

Her individual achievements include back-to-back GLIAC Player of the Year awards, three-consecutive all-conference first-team honors, and three league all-defensive team nods. Plitzuweit was a Division II Bulletin second team All-America selection in 1995 in addition to being a two-time Kodak All-America honorable mention (1994-95). She earned WBCA All-Academic accolades in 1993-94 and was named Michigan's NCAA Woman of the Year in 1995. Plitzuweit graduated from Michigan Tech in 1995 with a degree in biological sciences.

A native of West Bend, Wis., Plitzuweit and her husband, Jay, have a son, A.J., and a daughter, Lexi.

#### THE PLITZUWEIT FILE

Year	School	Record	Conf.	Postseason/Notes
2002-03	Grand Valley State	24-7	13-5 (2nd)	NCAA Division II First Round
2003-04	Grand Valley State	11-15	8-10 (t-5th)	--
2004-05	Grand Valley State	28-6	16-2 (t-1st)	NCAA Division II Elite Eight
2005-06	Grand Valley State	33-3	15-1 (1st)	NCAA Division II National Champion
2006-07	Grand Valley State	21-8	14-4 (1st)	NCAA Division II First Round
2007-12	Michigan	--	--	Assistant Coach
2012-13	Northern Kentucky	15-13	12-6 (4th)	WBI First Round
2013-14	Northern Kentucky	18-13	13-5 (3rd)	WBI Second Round
2014-15	Northern Kentucky	19-14	8-6 (3rd)	A-Sun Runner-up / WBI First Round
2015-16	Northern Kentucky	14-9	6-6	--
<b>Career</b>		<b>183-88</b>	<b>(.675)</b>	
<b>At NKU</b>		<b>66-49</b>	<b>(.574)</b>	


## COACHING STAFF



**LYNN PLETT**  
•4th Season  
Tabor ('75)



**KARMEN GRAHAM**  
•5th Season  
Northern Kentucky ('07)



**RUSS ROSE**  
•2nd Season  
Davenport ('07)



**LAUREN STODOLA**  
•2nd Season  
Grand Valley ('13)

# 2015-16 NKU WOMEN'S BASKETBALL GAME NOTES

## 2015-16 NKU OVERALL CUMULATIVE STATS

### 2015-16 NKU Norse Women's Basketball Northern Kentucky Combined Team Statistics (as of Feb 16, 2016) All games

RECORD:	OVERALL	HOME	AWAY	NEUTRAL
ALL GAMES	14-9	7-6	7-3	0-0
CONFERENCE	6-6	1-4	5-2	0-0
NON-CONFERENCE	8-3	6-2	2-1	0-0

#	Player	gp-gs	min	avg	Total		3-Point		F-Throw		Rebounds					pts	avg							
					fg-fga	fg%	3fg-fga	3fg%	ft-fga	ft%	off	def	tot	avg	pf			dq	a	to	blk	stl		
10	ROUSH, Christine	23-23	693	30.1	123-275	.447	60-150	.400	61-67	.910	30	56	86	3.7	65	5	33	44	16	28	367	16.0		
23	UETRECHT, Kasey	22-22	680	30.9	79-210	.376	27-76	.355	65-76	.855	14	113	127	5.8	52	2	42	47	5	33	250	11.4		
03	LYTTLE, Rebecca	20-20	481	24.1	59-136	.434	2-17	.118	56-76	.737	53	67	120	6.0	34	0	27	23	16	19	176	8.8		
12	ROUSH, Courtney	18-0	253	14.1	61-108	.565	10-24	.417	21-31	.677	14	32	46	2.6	20	0	14	19	3	6	153	8.5		
24	GLICK, Molly	22-21	440	20.0	58-142	.408	20-50	.400	19-25	.760	21	34	55	2.5	52	1	26	32	3	20	155	7.0		
44	FRANSON, Molly	22-4	336	15.3	40-100	.400	0-7	.000	45-56	.804	23	30	53	2.4	33	1	16	26	15	5	125	5.7		
15	KINCH, Sarah	20-2	255	12.8	39-75	.520	12-27	.444	21-28	.750	12	27	39	2.0	27	0	16	18	5	6	111	5.6		
00	DAVIS, Shar'Rae	21-0	345	16.4	40-106	.377	18-58	.310	16-21	.762	14	53	67	3.2	30	1	34	22	2	13	114	5.4		
05	GAYHEART, Rianna	23-7	546	23.7	34-95	.358	22-68	.324	13-17	.765	8	48	56	2.4	50	3	73	34	4	27	103	4.5		
22	WIEGMAN, Kelley	22-16	385	17.5	21-57	.368	15-32	.469	27-36	.750	14	30	44	2.0	37	0	29	25	0	9	84	3.8		
01	SANDERS, Faith	9-0	66	7.3	10-24	.417	1-6	.167	7-11	.636	7	4	11	1.2	11	0	2	4	1	2	28	3.1		
04	TERRY, Mikayla	12-0	145	12.1	11-29	.379	2-9	.222	3-7	.429	7	21	28	2.3	12	0	18	17	3	7	27	2.3		
Team											41	40	81						5					
Total.....		23	4625		575-1357	.424	189-524	.361	354-451	.785	258	555	813	35.3	423	13	330	316	73	175	1693	73.6		
Opponents.....		23	4625		548-1334	.411	171-499	.343	242-366	.661	274	573	847	36.8	475	-	303	404	77	141	1509	65.6		

TEAM STATISTICS	NKU	OPP	Date	Opponent	Score	Att.
SCORING	1693	1509	11/13/15	at Miami	w 71-57	1651
Points per game	73.6	65.6	11/15/15	INDIANA STATE	w 73-67	1172
Scoring margin	+8.0	-	11/18/15	at Cincinnati	L 68-71	395
FIELD GOALS-ATT	575-1357	548-1334	11/21/15	MARQUETTE	w 83-78	1203
Field goal pct	.424	.411	11/27/15	TENNESSEE TECH	w 88-62	1038
3 POINT FG-ATT	189-524	171-499	11/29/15	at Robert Morris	w 72-70	536
3-point FG pct	.361	.343	12/2/15	KENTUCKY	L 65-84	4084
3-pt FG made per game	8.2	7.4	12/5/15	IPFW	w 77-64	1049
FREE THROWS-ATT	354-451	242-366	12/13/15	WEST VIRGINIA STATE	w 92-47	1108
Free throw pct	.785	.661	12/16/15	IU-KOKOMO	w 104-33	928
F-Throws made per game	15.4	10.5	12/19/15	AKRON	Lot 75-77	1117
REBOUNDS	813	847	* 12/30/15	VALPARAISO	L 60-61	1127
Rebounds per game	35.3	36.8	* 1/1/16	UIC	w 55-53	1119
Rebounding margin	-1.5	-	* 1/9/16	at Wright State	L 61-66	836
ASSISTS	330	303	* 1/14/16	at Oakland	w 75-71	504
Assists per game	14.3	13.2	* 01/16/16	at Detroit	L 65-66	1112
TURNOVERS	316	404	* 1/21/16	GREEN BAY	L 73-81	1418
Turnovers per game	13.7	17.6	* 1/23/16	MILWAUKEE	L 60-86	1621
Turnover margin	+3.8	-	* 01/28/16	at Cleveland State	w 83-51	197
Assist/turnover ratio	1.0	0.8	* 1/30/16	at Youngstown State	w 88-77	1296
STEALS	175	141	* 02/04/16	at UIC	w 72-61	415
Steals per game	7.6	6.1	* 02/06/16	at Valparaiso	w 68-50	452
BLOCKS	73	77	* 2/13/16	WRIGHT STATE	L 65-76	1808
Blocks per game	3.2	3.3				
ATTENDANCE	18792	7394				
Home games-Avg/Game	13-1446	10-739				
Neutral site-Avg/Game	-	0-0				

\* = Conference game

Score by Periods	1st	2nd	3rd	4th	OT	Totals
Northern Kentucky	401	424	465	394	9	1693
Opponents	383	338	369	408	11	1509



# 2015-16 NKU WOMEN'S BASKETBALL GAME NOTES

## 2015-16 NKU HORIZON LEAGUE CUMULATIVE STATS

### 2015-16 NKU Norse Women's Basketball Northern Kentucky Combined Team Statistics (as of Feb 16, 2016) Conference games

RECORD:	OVERALL	HOME	AWAY	NEUTRAL
ALL GAMES	6-6	1-4	5-2	0-0
CONFERENCE	6-6	1-4	5-2	0-0
NON-CONFERENCE	0-0	0-0	0-0	0-0

#	Player	gp-gs	min	avg	Total		3-Point		F-Throw		Rebounds				Other				pts	avg		
					fg-fga	fg%	3fg-fga	3fg%	ft-fa	ft%	off	def	tot	avg	pf	dq	a	to			blk	stl
10	ROUSH, Christine	12-12	369	30.8	60-147	.408	30-84	.357	33-37	.892	17	25	42	3.5	34	2	18	26	3	13	183	15.3
23	UETRECHT, Kasey	12-12	414	34.5	42-118	.356	17-43	.395	41-47	.872	6	72	78	6.5	31	1	30	26	1	12	142	11.8
12	ROUSH, Courtney	12-0	200	16.7	43-81	.531	8-21	.381	17-27	.630	10	25	35	2.9	18	0	9	16	0	5	111	9.3
24	GLICK, Molly	11-10	224	20.4	29-69	.420	12-26	.462	8-11	.727	9	20	29	2.6	29	1	11	12	3	8	78	7.1
03	LYTTLE, Rebecca	12-12	233	19.4	22-68	.324	1-13	.077	26-34	.765	21	24	45	3.8	19	0	11	10	5	8	71	5.9
44	FRANSON, Molly	11-0	183	16.6	20-56	.357	0-5	.000	22-26	.846	10	16	26	2.4	19	1	8	13	10	4	62	5.6
00	DAVIS, Shar'Rae	11-0	165	15.0	19-55	.345	9-31	.290	7-9	.778	6	20	26	2.4	18	1	18	10	1	4	54	4.9
15	KINCH, Sarah	10-2	141	14.1	15-34	.441	8-18	.444	8-12	.667	7	19	26	2.6	10	0	9	11	1	5	46	4.6
05	GAYHEART, Rianna	12-7	295	24.6	11-39	.282	9-32	.281	5-6	.833	3	28	31	2.6	28	2	38	17	2	12	36	3.0
01	SANDERS, Faith	3-0	21	7.0	3-9	.333	1-4	.250	2-4	.500	3	1	4	1.3	3	0	0	2	0	1	9	3.0
22	WIEGMAN, Kelley	11-5	152	13.8	7-20	.350	5-13	.385	14-18	.778	6	10	16	1.5	11	0	12	9	0	4	33	3.0
04	TERRY, Mikayla	1-0	3	3.0	0-2	.000	0-1	.000	0-0	.000	0	0	0	0.0	0	0	0	0	0	0	0	0.0
Team											31	22	53					4				
Total.....		12	2400		271-698	.388	100-291	.344	183-231	.792	129	282	411	34.2	220	8	164	156	26	76	825	68.8
Opponents.....		12	2400		289-702	.412	98-277	.354	123-190	.647	146	320	466	38.8	248	-	178	196	43	68	799	66.6

TEAM STATISTICS	NKU	OPP	Date	Opponent	Score	Att.
SCORING	825	799	* 12/30/15	VALPARAISO	L 60-61	1127
Points per game	68.8	66.6	* 1/1/16	UIC	w 55-53	1119
Scoring margin	+2.2	-	* 1/9/16	at Wright State	L 61-66	836
FIELD GOALS-ATT	271-698	289-702	* 1/14/16	at Oakland	w 75-71	504
Field goal pct	.388	.412	* 01/16/16	at Detroit	L 65-66	1112
3 POINT FG-ATT	100-291	98-277	* 1/21/16	GREEN BAY	L 73-81	1418
3-point FG pct	.344	.354	* 1/23/16	MILWAUKEE	L 60-86	1621
3-pt FG made per game	8.3	8.2	* 01/28/16	at Cleveland State	w 83-51	197
FREE THROWS-ATT	183-231	123-190	* 1/30/16	at Youngstown State	w 88-77	1296
Free throw pct	.792	.647	* 02/04/16	at UIC	w 72-61	415
F-Throws made per game	15.3	10.3	* 02/06/16	at Valparaiso	w 68-50	452
REBOUNDS	411	466	* 2/13/16	WRIGHT STATE	L 65-76	1808
Rebounds per game	34.2	38.8	* = Conference game			
Rebounding margin	-4.6	-				
ASSISTS	164	178				
Assists per game	13.7	14.8				
TURNOVERS	156	196				
Turnovers per game	13.0	16.3				
Turnover margin	+3.3	-				
Assist/turnover ratio	1.1	0.9				
STEALS	76	68				
Steals per game	6.3	5.7				
BLOCKS	26	43				
Blocks per game	2.2	3.6				
ATTENDANCE	7093	4812				
Home games-Avg/Game	5-1419	7-687				
Neutral site-Avg/Game	-	0-0				

Score by Periods	1st	2nd	3rd	4th	Totals
Northern Kentucky	186	216	240	183	825
Opponents	210	181	193	215	799



# 2015-16 NKU WOMEN'S BASKETBALL GAME NOTES

## 2015-16 NKU GAME-BY-GAME STATS

### 2015-16 NKU Norse Women's Basketball Northern Kentucky Team Game-by-Game (as of Feb 16, 2016) All games

#### TEAM STATISTICS

Opponent	Date	Score	W	Total		3-Pointers		Free throws		Rebounds				pf	a	t/o	blk	stl	pts	avg
				fg-fga	pct	3fg-fga	pct	ft-fta	pct	off	def	tot	avg							
at Miami	11/13/15	71-57	W	22-54	.407	7-13	.538	20-24	.833	7	24	31	31.0	21	15	13	1	11	71	71.0
INDIANA STATE	11/15/15	73-67	W	25-67	.373	5-20	.250	18-22	.818	20	29	49	40.0	19	10	18	6	13	73	72.0
at Cincinnati	11/18/15	68-71	L	22-61	.361	7-21	.333	17-23	.739	18	24	42	40.7	21	11	17	5	7	68	70.7
MARQUETTE	11/21/15	83-78	W	28-56	.500	8-23	.348	19-24	.792	11	27	38	40.0	22	11	15	1	6	83	73.8
TENNESSEE TECH	11/27/15	88-62	W	30-52	.577	7-12	.583	21-25	.840	7	22	29	37.8	26	20	14	4	10	88	76.6
at Robert Morris	11/29/15	72-70	W	27-58	.466	10-22	.455	8-13	.615	15	21	36	37.5	18	22	17	6	6	72	75.8
KENTUCKY	12/2/15	65-84	L	21-54	.389	11-27	.407	12-17	.706	7	19	26	35.9	15	14	18	2	8	65	74.3
IPFW	12/5/15	77-64	W	27-59	.458	7-18	.389	16-20	.800	14	27	41	36.5	24	12	18	9	4	77	74.6
WEST VIRGINIA STATE	12/13/15	92-47	W	35-59	.593	7-14	.500	15-23	.652	10	26	36	36.4	13	15	10	7	8	92	76.6
IU-KOKOMO	12/16/15	104-33	W	44-76	.579	12-33	.364	4-5	.800	13	26	39	36.7	7	26	8	3	21	104	79.3
AKRON	12/19/15	75-77	Lot	23-63	.365	8-30	.267	21-24	.875	7	28	35	36.5	17	10	12	3	5	75	78.9
VALPARAISO	12/30/15	60-61	L	20-55	.364	2-14	.143	18-24	.750	13	12	25	35.6	14	12	10	3	9	60	77.3
UIC	1/1/16	55-53	W	18-58	.310	7-20	.350	12-17	.706	13	24	37	35.7	21	12	13	2	8	55	75.6
at Wright State	1/9/16	61-66	L	22-70	.314	8-25	.320	9-11	.818	11	31	42	36.1	17	11	13	1	6	61	74.6
at Oakland	1/14/16	75-71	W	24-61	.393	12-25	.480	15-22	.682	7	28	35	36.1	13	16	10	2	6	75	74.6
at Detroit	01/16/16	65-66	L	23-62	.371	10-25	.400	9-9	1.000	6	30	36	36.1	23	13	14	2	2	65	74.0
GREEN BAY	1/21/16	73-81	L	22-54	.407	11-33	.333	18-20	.900	10	21	31	35.8	20	17	12	0	1	73	73.9
MILWAUKEE	1/23/16	60-86	L	16-56	.286	6-24	.250	22-30	.733	18	13	31	35.5	22	9	19	3	5	60	73.2
at Cleveland State	01/28/16	83-51	W	25-55	.455	11-26	.423	22-29	.759	11	34	45	36.0	22	19	19	3	9	83	73.7
at Youngstown State	1/30/16	88-77	W	29-50	.580	9-18	.500	21-25	.840	9	24	33	35.8	18	14	15	2	10	88	74.4
at UIC	02/04/16	72-61	W	24-50	.480	7-21	.333	17-18	.944	7	20	27	35.4	10	18	11	3	7	72	74.3
at Valparaiso	02/06/16	68-50	W	23-60	.383	8-30	.267	14-20	.700	12	26	38	35.5	19	8	7	3	7	68	74.0
WRIGHT STATE	2/13/16	65-76	L	25-67	.373	9-30	.300	6-6	1.000	12	19	31	35.3	21	15	13	2	6	65	73.6
Northern Kentucky		1693		575-1357	.424	189-524	.361	354-451	.785	258	555	813	35.3	423	330	316	73	175	1693	73.6
Opponents		1509		548-1334	.411	171-499	.343	242-366	.661	274	573	847	36.8	475	303	404	77	141	1509	65.6

Games played: 23  
Points/game: 73.6  
FG Pct: 42.4  
3FG Pct: 36.1  
FT Pct: 78.5

Rebounds/game: 35.3  
Assists/game: 14.3  
Turnovers/game: 13.7  
Assist/turnover ratio: 1.0  
Steals/game: 7.6  
Blocks/game: 3.2

## NKU LEADERS

### 2015-16 NKU Norse Women's Basketball Northern Kentucky Category Leaders (as of Feb 16, 2016) All games

<b>Points</b>	<b>G</b>	<b>Pts</b>	<b>Pts/G</b>	<b>Scoring Average</b>	<b>G</b>	<b>Pts</b>	<b>Avg/G</b>
ROUSH, Christine	23	367	16.0	ROUSH, Christine	23	367	16.0
UETRECHT, Kasey	22	250	11.4	UETRECHT, Kasey	22	250	11.4
LYTTLE, Rebecca	20	176	8.8	LYTTLE, Rebecca	20	176	8.8
GLICK, Molly	22	155	7.0	ROUSH, Courtney	18	153	8.5
ROUSH, Courtney	18	153	8.5	GLICK, Molly	22	155	7.0
FRANSON, Molly	22	125	5.7	FRANSON, Molly	22	125	5.7
DAVIS, Shar'Rae	21	114	5.4	KINCH, Sarah	20	111	5.6
KINCH, Sarah	20	111	5.6	DAVIS, Shar'Rae	21	114	5.4
GAYHEART, Rianna	23	103	4.5	GAYHEART, Rianna	23	103	4.5
WIEGMAN, Kelley	22	84	3.8	WIEGMAN, Kelley	22	84	3.8
SANDERS, Faith	9	28	3.1	SANDERS, Faith	9	28	3.1
TERRY, Mikayla	12	27	2.3	TERRY, Mikayla	12	27	2.3

<b>FG Percentage</b>	<b>FG</b>	<b>Att</b>	<b>Pct</b>	<b>Field Goal Attempts</b>	<b>G</b>	<b>Att</b>	<b>Att/G</b>
ROUSH, Courtney	61	108	.565	ROUSH, Christine	23	275	12.0
KINCH, Sarah	39	75	.520	UETRECHT, Kasey	22	210	9.5
ROUSH, Christine	123	275	.447	GLICK, Molly	22	142	6.5
LYTTLE, Rebecca	59	136	.434	LYTTLE, Rebecca	20	136	6.8
SANDERS, Faith	10	24	.417	ROUSH, Courtney	18	108	6.0
GLICK, Molly	58	142	.408				
FRANSON, Molly	40	100	.400				
TERRY, Mikayla	11	29	.379				
DAVIS, Shar'Rae	40	106	.377				
UETRECHT, Kasey	79	210	.376				
WIEGMAN, Kelley	21	57	.368				
GAYHEART, Rianna	34	95	.358				

<b>Field Goals Made</b>	<b>G</b>	<b>Made</b>	<b>Made/G</b>
ROUSH, Christine	23	123	5.3
UETRECHT, Kasey	22	79	3.6
ROUSH, Courtney	18	61	3.4
LYTTLE, Rebecca	20	59	3.0
GLICK, Molly	22	58	2.6

<b>3-Point Percentage</b>	<b>3FG</b>	<b>Att</b>	<b>Pct</b>	<b>3-Point FG Attempts</b>	<b>G</b>	<b>Att</b>	<b>Att/G</b>
WIEGMAN, Kelley	15	32	.469	ROUSH, Christine	23	150	6.5
KINCH, Sarah	12	27	.444	UETRECHT, Kasey	22	76	3.5
ROUSH, Courtney	10	24	.417	GAYHEART, Rianna	23	68	3.0
ROUSH, Christine	60	150	.400	DAVIS, Shar'Rae	21	58	2.8
GLICK, Molly	20	50	.400	GLICK, Molly	22	50	2.3
UETRECHT, Kasey	27	76	.355				
GAYHEART, Rianna	22	68	.324				
DAVIS, Shar'Rae	18	58	.310				
TERRY, Mikayla	2	9	.222				
SANDERS, Faith	1	6	.167				
LYTTLE, Rebecca	2	17	.118				
FRANSON, Molly	0	7	.000				

<b>3-Point FG Made</b>	<b>G</b>	<b>Made</b>	<b>Made/G</b>
ROUSH, Christine	23	60	2.6
UETRECHT, Kasey	22	27	1.2
GAYHEART, Rianna	23	22	1.0
GLICK, Molly	22	20	0.9
DAVIS, Shar'Rae	21	18	0.9

<b>Free Throw Percent</b>	<b>FG</b>	<b>Att</b>	<b>Pct</b>	<b>Free Throw Attempts</b>	<b>G</b>	<b>Att</b>	<b>Att/G</b>
ROUSH, Christine	61	67	.910	LYTTLE, Rebecca	20	76	3.8
UETRECHT, Kasey	65	76	.855	UETRECHT, Kasey	22	76	3.5
FRANSON, Molly	45	56	.804	ROUSH, Christine	23	67	2.9
GAYHEART, Rianna	13	17	.765	FRANSON, Molly	22	56	2.5
DAVIS, Shar'Rae	16	21	.762	WIEGMAN, Kelley	22	36	1.6
GLICK, Molly	19	25	.760				
WIEGMAN, Kelley	27	36	.750				
KINCH, Sarah	21	28	.750				
LYTTLE, Rebecca	56	76	.737				
ROUSH, Courtney	21	31	.677				
SANDERS, Faith	7	11	.636				
TERRY, Mikayla	3	7	.429				

<b>Free Throws Made</b>	<b>G</b>	<b>Made</b>	<b>Made/G</b>
UETRECHT, Kasey	22	65	3.0
ROUSH, Christine	23	61	2.7
LYTTLE, Rebecca	20	56	2.8
FRANSON, Molly	22	45	2.0
WIEGMAN, Kelley	22	27	1.2

## NKU LEADERS

### 2015-16 NKU Norse Women's Basketball Northern Kentucky Category Leaders (as of Feb 16, 2016) All games

<b>Rebounds</b>	<b>G</b>	<b>Reb</b>	<b>Reb/G</b>
UETRECHT, Kasey	22	127	5.8
LYTTLE, Rebecca	20	120	6.0
ROUSH, Christine	23	86	3.7
DAVIS, Shar'Rae	21	67	3.2
GAYHEART, Rianna	23	56	2.4

<b>Assists</b>	<b>G</b>	<b>No.</b>	<b>Ast/G</b>
GAYHEART, Rianna	23	73	3.2
UETRECHT, Kasey	22	42	1.9
DAVIS, Shar'Rae	21	34	1.6
ROUSH, Christine	23	33	1.4
WIEGMAN, Kelley	22	29	1.3

<b>Rebound Average</b>	<b>G</b>	<b>Reb</b>	<b>Avg/G</b>
LYTTLE, Rebecca	20	120	6.0
UETRECHT, Kasey	22	127	5.8
ROUSH, Christine	23	86	3.7
DAVIS, Shar'Rae	21	67	3.2
ROUSH, Courtney	18	46	2.6

<b>Steals</b>	<b>G</b>	<b>No.</b>	<b>Stl/G</b>
UETRECHT, Kasey	22	33	1.5
ROUSH, Christine	23	28	1.2
GAYHEART, Rianna	23	27	1.2
GLICK, Molly	22	20	0.9
LYTTLE, Rebecca	20	19	1.0

<b>Offensive Rebounds</b>	<b>G</b>	<b>No.</b>	<b>Avg/G</b>
LYTTLE, Rebecca	20	53	2.7
ROUSH, Christine	23	30	1.3
FRANSON, Molly	22	23	1.0
GLICK, Molly	22	21	1.0
ROUSH, Courtney	18	14	0.8
DAVIS, Shar'Rae	21	14	0.7
WIEGMAN, Kelley	22	14	0.6
UETRECHT, Kasey	22	14	0.6

<b>Blocked Shots</b>	<b>G</b>	<b>No.</b>	<b>Blk/G</b>
LYTTLE, Rebecca	20	16	0.8
ROUSH, Christine	23	16	0.7
FRANSON, Molly	22	15	0.7
KINCH, Sarah	20	5	0.3
UETRECHT, Kasey	22	5	0.2

<b>Defensive Rebounds</b>	<b>G</b>	<b>No.</b>	<b>Avg/G</b>
UETRECHT, Kasey	22	113	5.1
LYTTLE, Rebecca	20	67	3.4
ROUSH, Christine	23	56	2.4
DAVIS, Shar'Rae	21	53	2.5
GAYHEART, Rianna	23	48	2.1

<b>Minutes</b>	<b>G</b>	<b>No.</b>	<b>Min/G</b>
ROUSH, Christine	23	693	30.1
UETRECHT, Kasey	22	680	30.9
GAYHEART, Rianna	23	546	23.7
LYTTLE, Rebecca	20	481	24.1
GLICK, Molly	22	440	20.0

<b>Fouls</b>	<b>G</b>	<b>No.</b>	<b>Per/G</b>
ROUSH, Christine	23	65	2.8
UETRECHT, Kasey	22	52	2.4
GLICK, Molly	22	52	2.4
GAYHEART, Rianna	23	50	2.2
WIEGMAN, Kelley	22	37	1.7

<b>Turnovers</b>	<b>G</b>	<b>No.</b>	<b>TO/G</b>
UETRECHT, Kasey	22	47	2.1
ROUSH, Christine	23	44	1.9
GAYHEART, Rianna	23	34	1.5
GLICK, Molly	22	32	1.5
FRANSON, Molly	22	26	1.2

<b>Foulsouts</b>	<b>G</b>	<b>No.</b>
ROUSH, Christine	23	5
GAYHEART, Rianna	23	3
UETRECHT, Kasey	22	2
DAVIS, Shar'Rae	21	1
GLICK, Molly	22	1
FRANSON, Molly	22	1

## RECORDS

### TOP INDIVIDUAL PERFORMANCES

**Double-Figure Scoring Games (73):** Christine Roush (20), Kasey Uetrecht (15), Rebecca Lyttle (8), Courtney Roush (8), Molly Glick (6), Sarah Kinch (5), Shar'Rae Davis (4), Rianna Gayheart (3), Molly Franson (2), Kelley Wiegman (2), Faith Sanders (1)

**Double-Figure Rebounding Games (5):** Rebecca Lyttle (2), Kasey Uetrecht (2), Shar'Rae Davis (1)

**Double-Figure Assist Games (0):** None

**20-Point+ Scoring Games (10):** Christine Roush (5), Rebecca Lyttle (2), Courtney Roush (2), Kasey Uetrecht (1)

**Double-Doubles/Pts.-Reb. (4):** Rebecca Lyttle (2), Shar'Rae Davis (1), Kasey Uetrecht (1)

### SEASON BREAKDOWN

When...	Leading	Trailing	Tied
...after the first quarter	10-1	3-7	1-1
...at halftime	12-5	3-4	0-0
...after the third quarter	12-2	2-6	0-1

When scoring...	More	Less	Equal
...in the first quarter	10-1	3-7	1-1
...in the second quarter	10-5	3-3	1-1
...in the third quarter	9-2	4-5	1-2
...in the fourth quarter	7-2	6-5	1-2

Overtime Record: 0-1

NKU Shooting 40% or better:	11-1
NKU Shooting between 35-39.9%:	2-6
NKU Shooting less than 35%:	2-2
Opponents shoot 40% or better:	5-8
Opponents shoot less than 40%:	9-1

NKU outrebounds its opponent:	7-2
Opponent outrebounds NKU:	5-7
Teams are tied in rebounds:	2-0

NKU Scoring 39 points or less:	0-0
NKU Scoring 40-49 points:	0-0
NKU Scoring 50-59 points:	1-0
NKU Scoring 60-69 points:	1-7
NKU Scoring 70-79 points:	6-2
NKU Scoring 80+ points:	6-0

Allowing 39 points or less:	1-0
Allowing 40-49 points:	1-0
Allowing 50-59 points:	4-0
Allowing 60-69 points:	4-3
Allowing 70-79 points:	4-3
Allowing 80+ points:	0-3

Game is decided by 1-4 points:	3-4
Game is decided by 5-9 points:	2-2
Game is decided by 10-19 points:	5-2
Game is decided by 20 points or more:	4-1

One Norse scores in double figures	0-1
Two Norse score in double figures:	1-6
Three Norse score in double figures:	6-0
Four Norse score in double figures:	5-1
Five+ Norse score in double figures:	2-1

In November:	5-1
In December:	3-3
In January:	4-4
In February:	2-1
In March:	0-0

On Wednesday:	1-3
On Thursday:	3-1
On Friday:	3-0
On Saturday:	4-5
On Sunday:	3-0

### LAST TIME THAT...

**NKU scored 100 points or more:** Dec. 16, 2015 (NKU 104, IU-Kokomo 33 at Rensselaer, Ind.)

**NKU scored 90-99 points:** Dec. 13, 2015 (NKU 92, West Virginia State 47 at Highland Heights, Ky.)

**NKU scored 80-89 points:** Jan. 30, 2016 (NKU 88, Youngstown State 77 at Youngstown, Ohio)

**NKU allowed 100 points or more:** Dec. 1, 2011 (Saint Joseph's 106, NKU 101 at Rensselaer, Ind.)

**NKU won 15 or more games in a row:** Nov. 20, 2008-Jan. 22, 2009 (16 consecutive wins)

**NKU won 10 or more games in a row:** Jan. 16-Feb. 13, 2010 (10 consecutive wins)

**NKU won 5 or more games in a row:** Feb. 21-March 11, 2015 (5 consecutive wins)

**NKU lost 5 or more games in a row:** Nov. 16-Dec. 2, 2004 (5 consecutive losses)

**NKU shot better than 60 percent from the field:** Dec. 6, 2006 – 63.0 percent vs. Georgetown (Ky.) at Highland Heights, Ky.

**NKU won an overtime game:** March 2, 2013 – NKU 76, Jacksonville 71 at Highland Heights, Ky.

**NKU lost an overtime game:** Dec. 19, 2015 - Akron 77, NKU 75 at Highland Heights, Ky.

**NKU won a double-overtime game:** 1996-97 season – NKU 87, SIU Edwardsville 78 at Edwardsville, Ill.

**NKU lost a double-overtime game:** Jan. 22, 2015 – North Florida 81, NKU 79 at Jacksonville, Fla.

**NKU won a triple-overtime game:** Dec. 1, 2011 – NKU 106, Saint Joseph's 101 at Rensselaer, Ind.

**NKU lost a game despite scoring at least 80 points:** Feb. 3, 1996 – Southern Indiana 92, NKU 82 at Highland Heights, Ky.

**NKU won a game despite allowing at least 80 points:** Dec. 1, 2011 – NKU 106, Saint Joseph's 101 at Rensselaer, Ind.

**NKU won a game after trailing by double figures in the second half:** Feb. 4, 2013 - NKU 77, East Tennessee State 76 (ETSU led 47-34 with 19:02 left in the game)

**NKU played a nationally ranked team:** Dec. 2, 2015 - No. 10/11 Kentucky 84, NKU 65 at Highland Heights, Ky.

**NKU placed five or more players in double figures:** Jan. 30, 2016 - NKU 88, Youngstown State 77 at Youngstown, Ohio (Courtney Roush 20, Shar'Rae Davis 16, Kasey Uetrecht 14, Christine Roush 13, Sarah Kinch 11)

**NKU made at least 15 3-pointers:** 15-for-25 on Jan. 18, 2003 (NKU 98, Southern Indiana 82 at Evansville, Ind.)

**NKU did not make a 3-pointer:** March 4, 2011 against Indianapolis at Saint Louis, Mo. GLVC Tournament (0-for-4)

**NKU had two players score at least 20 points in one game:** Jan. 28, 2016 - Christine Roush (26 pts.) and Courtney Roush (22 pts.) (NKU 83, Cleveland State 51 at Cleveland, Ohio)

**NKU had three players score at least 15 points in one game:** Nov. 15, 2015 - Kasey Uetrecht (18 pts.), Rebecca Lyttle (17 pts.) and Christine Roush (15 pts.) (NKU 73, Indiana State 67 at Highland Heights, Ky.)

**NKU had two players score at least 15 points in one game:** Feb. 13, 2016 - Christine Roush (22 pts.) and Courtney Roush (16 pts.) (Wright State 76, NKU 65, at Highland Heights, Ky.)

**NKU gave up at least 30 points to a player in one game:** March 9, 2012 – Ali Schwagmeeyr (30 points) of Quincy (NCAA Division II Regional Tournament)

**NKU had a player record a double-double:** Dec. 5, 2015 vs. IPFW (Shar'Rae Davis: 14 points, 12 rebounds)

**NKU had a player recorded back-to-back double-doubles:** Nov. 18-21, 2015 (Rebecca Lyttle: 15 points, 18 rebounds at Cincinnati on Nov. 18; 11 points, 14 rebounds vs. Marquette on Nov. 21)

**NKU had a player score at least 20 points and grab at least 20 rebounds:** Feb. 5, 2005 – Connie Myers (22 points, 20 rebounds)

**NKU had a player score at least 30 points in a game:** Feb. 9, 2012 - Casse Mogan, 33 points vs. Indianapolis

**NKU had a player grab at least 15 rebounds in a game:** Nov. 18, 2015 - Rebecca Lyttle, 18 rebounds at Cincinnati

**NKU had a player grab at least 20 rebounds in a game:** Feb. 5, 2005 – Connie Myers, 20 rebounds vs. Kentucky Wesleyan

**NKU had a player dish out at least 10 assists in a game:** Jan. 29, 2015 – Rianna Gayheart, 11 assists vs. Stetson

**NKU had a player block at least 10 shots in a game:** Feb. 24, 2007 – Cassie Brannen, 12 blocks vs. Indianapolis

# 2015-16 NKU WOMEN'S BASKETBALL GAME NOTES

## SHAR'RAE DAVIS



0

5-8

REDSHIRT JUNIOR  
GUARD

GRAND HAVEN, MICH • GRAND HAVEN

**2014-15:** Averaged 6.0 points and 2.3 rebounds per game...dished out 30 assists and collected 23 steals... blocked three shots...finished 25-for-34 (.735) from the free-throw line...scored a season-high 18 points against Florida Gulf Coast in the Atlantic Sun Conference championship game on March 15...recorded five assists against Jacksonville on Jan. 24...added 10 points and nine rebounds in her NKU debut against Loyola (Chicago) on Nov. 22.

**PRIOR TO NKU:** Transfer from Youngstown State...sat out the 2013-14 season...Started every game as a freshman...averaged 9.6 points and 4.0 rebounds per game during the 2012-13...dished out a team-high 143 assists, the second-most recorded by a Youngstown State freshman in program history, and collected 48 steals...scored in double figures 16 times, including a career-high 23 against Bryant, and dished out 10 assists twice...received the Horizon League Newcomer of the Week honors three times during her freshman season... earned a spot on the Horizon League All-Newcomer team...a 2012 graduate of Grand Haven (Mich.) High School... led the Buccaneers to the state championship title and a 27-1 record during the 2011-12 season... averaged 9.6 points, 3.7 rebounds and 4.2 assists as a senior... set the single-season school record with 142 assists in her final season...earned first-team all-state Class A honors as a junior and senior...coached by Katie Fulmer.

**PERSONAL:** Born on Oct. 4, 1994...daughter of Terrence Foster and Cavina Davis-Foster.

### NORTHERN KENTUCKY CAREER STATS & GAME HIGHS

Year	GP	GS	Min	Avg	Total		Pct	3-Point		Pct	F-Throw		Rebounds		PF	FO	Ast	TO	Blk	Stl	Pts	Avg			
					FG	FGA		FG	FGA		FT	FTA	Off	Def									Tot	Avg	
2012-13*	33	33	963	29.2	108	270	.400	29	96	.302	73	103	.709	45	86	131	4.0	118	10	143	94	4	48	318	9.6
2014-15	29	8	476	16.4	61	169	.361	28	92	.304	25	34	.735	26	41	67	2.3	54	0	30	50	3	23	175	6.0
2015-16	21	0	345	16.4	40	106	.377	18	58	.310	16	21	.762	14	53	67	3.2	30	1	34	22	2	13	114	5.4
TOTAL	50	8	821	16.4	101	275	.367	46	150	.307	41	55	.745	40	94	134	2.7	84	1	64	72	5	36	289	5.8
All*	83	41	1784	21.5	209	545	.383	75	246	.305	114	158	.722	85	180	265	3.2	202	11	207	166	9	84	607	7.3

\* Statistics from Youngstown State

#### SINGLE-GAME HIGHS (at NKU)

Points: 18, at Florida Gulf Coast -- 3/15/15

Rebounds: 12, IPFW -- 12/5/15

Assists: 5, at Jacksonville -- 1/24/15; Green Bay -- 1/21/16

Steals: 4, IU-Kokomo -- 12/16/15

Blocks: 1, Florida Gulf Coast -- 01/31/15; Jacksonville -- 02/19/15; at #13/13 Kentucky -- 12/3/14

FG made: 6, Georgetown (Ky.) -- 01/06/15; at Florida Gulf Coast -- 3/15/15; at Youngstown State -- 1/30/16

FG attempts: 14, Georgetown (Ky.) -- 01/06/15

3FG made: 6, at Florida Gulf Coast -- 3/15/15

3FG attempts: 9, Akron -- 12/19/15

FT made: 3, at Lipscomb -- 1/10/15; at Jacksonville -- 1/24/15; at Robert Morris -- 11/29/15

FT attempts: 6, Wright State -- 01/03/14

### SHAR'RAE DAVIS SEASON GAME-BY-GAME STATISTICS

Opponent	Date	GS	TOTAL			3-PTS			REBOUNDS			PF	FO	A	TO	Blk	Stl	Pts	Avg						
			Min	FG	FGA	Pct	3FG	FGA	Pct	FT	FTA									Pct	Off	Def	Tot	Avg	
at Miami	11/13/15		4	0	1	.000	0	1	.000	0	0	.000	0	1	1	1.0	2	0	0	1	0	1	0	0.0	
INDIANA STATE	11/15/15	dnp																							
at Cincinnati	11/18/15		18	2	5	.400	1	2	.500	0	0	.000	0	4	4	2.5	3	0	2	2	0	0	5	2.5	
MARQUETTE	11/21/15		10	0	2	.000	0	2	.000	2	4	.500	0	0	0	1.7	0	0	2	0	0	1	2	2.3	
TENNESSEE TECH	11/27/15		17	3	7	.429	1	3	.333	2	2	1.000	0	1	1	1.5	3	0	2	1	0	0	9	4.0	
at Robert Morris	11/29/15		17	1	4	.250	0	2	.000	3	4	.750	1	3	4	2.0	0	0	2	1	1	0	5	4.2	
KENTUCKY	12/2/15		5	0	0	.000	0	0	.000	0	0	.000	0	0	0	1.7	0	0	0	0	0	1	0	3.5	
IPFW	12/5/15		28	5	8	.625	3	3	1.000	1	1	1.000	4	8	12	3.1	2	0	1	2	0	0	14	5.0	
WEST VIRGINIA STATE	12/13/15		22	3	4	.750	1	1	1.000	0	0	.000	3	4	7	3.6	0	0	1	1	0	0	7	5.3	
IU-KOKOMO	12/16/15		22	3	7	.429	1	4	.250	0	0	.000	0	8	8	4.1	0	0	3	1	0	4	7	5.4	
AKRON	12/19/15		37	4	13	.308	2	9	.222	1	1	1.000	0	4	4	4.1	2	0	3	3	0	2	11	6.0	
VALPARAISO	12/30/15		8	0	3	.000	0	1	.000	0	0	.000	0	1	1	3.8	0	0	0	0	0	0	0	5.5	
UIC	1/1/16	dnp																							
at Wright State	1/9/16		27	4	7	.571	3	6	.500	0	0	.000	0	1	1	3.6	1	0	3	1	0	1	11	5.9	
at Oakland	1/14/16		12	0	2	.000	0	1	.000	0	2	.000	2	1	3	3.5	1	0	1	0	0	0	0	5.5	
at Detroit	1/16/16		20	2	10	.200	2	5	.400	0	0	.000	1	4	5	3.6	3	0	2	0	0	0	6	5.5	
GREEN BAY	1/21/16		24	1	8	.125	1	6	.167	2	2	1.000	0	4	4	3.7	5	1	5	4	0	0	5	5.5	
MILWAUKEE	1/23/16		8	1	4	.250	0	3	.000	1	1	1.000	0	0	0	3.4	0	0	0	1	0	0	3	5.3	
at Cleveland State	1/28/16		11	0	0	.000	0	0	.000	0	0	.000	0	3	3	3.4	2	0	1	2	1	0	0	5.0	
at Youngstown State	1/30/16		17	6	8	.750	2	3	.667	2	2	1.000	1	1	2	3.3	1	0	2	1	0	2	16	5.6	
at UIC	2/4/16		15	1	2	.500	0	0	.000	2	2	1.000	0	2	2	3.3	1	0	1	1	0	1	4	5.5	
at Valparaiso	2/6/16		8	0	2	.000	0	2	.000	0	0	.000	0	1	1	3.2	2	0	2	0	0	0	0	5.3	
WRIGHT STATE	2/13/16		15	4	9	.444	1	4	.250	0	0	.000	2	2	4	3.2	2	0	1	0	0	0	9	5.4	
Totals			0	345	40	106	.377	18	58	.310	16	21	.762	14	53	67	3.2	30	1	34	22	2	13	114	5.4



# 2015-16 NKU WOMEN'S BASKETBALL GAME NOTES

## MOLLY FRANSON



**44** 6-2  
**SOPHOMORE**  
**FORWARD/CENTER**  
 TINLEY PARK, ILL. • VICTOR J. ANDREW

**2014-15:** Saw action in 28 games...Averaged 3.8 points and 2.8 rebounds per game...knocked down 70.4 percent (38-for-54) of her attempts from the free-throw line...blocked 10 shots and recorded nine assists and eight steals...scored a game-high 14 points on 5-for-8 shooting from the floor, pulled down a season-high nine rebounds and connected on two vital free throws to help NKU upset Stetson in the Atlantic Sun Conference Championship semifinals on March 11.

**PRIOR TO NKU:** A 2014 graduate of Victor J. Andrew High School in Tinley Park, Ill....led the Thunderbolts to a 17-11 record during the 2013-14 season...averaged 14.7 points and 8.3 rebounds per game as a senior...dished out 52 assists and collected 29 steals in her final season...shot 56.6 percent from the field and 47.4 percent from 3-point range as a senior...earned all-conference and fourth-team all-state honors for her performance on the court in her final season...coached by Bob Matz.

**PERSONAL:** Born on Dec. 24, 1995...daughter of Karl and Kathy Franson.

### NORTHERN KENTUCKY CAREER STATS & GAME HIGHS

Year	GP	GS	Min	Avg	Total		Pct	3-Point			F-Throw			Rebounds				PF	FO	Ast	TO	Blk	Stl	Pts	Avg
					FG	FGA		FG	FGA	Pct	FT	FTA	Pct	Off	Def	Tot	Avg								
2014-15	28	0	316	11.3	34	90	.378	1	12	.083	38	54	.704	24	53	77	2.8	48	1	9	27	10	8	107	3.8
2015-16	22	4	336	15.3	40	100	.400	0	7	.000	45	56	.804	23	30	53	2.4	33	1	16	26	15	5	125	5.7
<b>TOTAL</b>	<b>50</b>	<b>4</b>	<b>652</b>	<b>13.0</b>	<b>74</b>	<b>190</b>	<b>.389</b>	<b>1</b>	<b>19</b>	<b>.053</b>	<b>83</b>	<b>110</b>	<b>.755</b>	<b>47</b>	<b>83</b>	<b>130</b>	<b>2.6</b>	<b>81</b>	<b>2</b>	<b>25</b>	<b>53</b>	<b>25</b>	<b>13</b>	<b>232</b>	<b>4.6</b>

#### SINGLE-GAME HIGHS

Points: 16, at Robert Morris -- 11/29/15  
 Rebounds: 9, at Stetson -- 3/11/15  
 Assists: 3, UIC -- 1/1/16  
 Steals: 1, 13 times  
 Blocks: 3, at Akron -- 11/15/14  
 FG made: 7, at Robert Morris -- 11/29/15  
 FG attempts: 12, at Robert Morris -- 11/29/15  
 3FG made: 1, at Florida Gulf Coast -- 3/15/15  
 3FG attempts: 2, at Illinois State -- 11/19/14 ; at Wright State -- 1/9/16  
 FT made: 8, vs Grand Canyon -- 11/28/14  
 FT attempts: 10, vs Grand Canyon -- 11/28/14

### MOLLY FRANSON SEASON GAME-BY-GAME STATISTICS

Opponent	Date	GS	Min	TOTAL		Pct	3-PTS			FT	FTA	Pct	REBOUNDS				PF	FO	A	TO	Blk	Stl	Pts	Avg
				FG	FGA		3FG	FGA	Pct				Off	Def	Tot	Avg								
at Miami	11/13/15	10	1	2	.500	0	0	.000	2	2	1.000	0	0	0	0.0	2	0	0	1	0	0	0	4	4.0
INDIANA STATE	11/15/15	10	0	1	.000	0	1	.000	5	6	.833	1	4	5	2.5	0	0	0	0	0	0	0	5	4.5
at Cincinnati	11/18/15	1	0	0	.000	0	0	.000	0	0	.000	0	0	0	1.7	0	0	0	0	0	0	0	0	3.0
MARQUETTE	11/21/15	9	2	2	1.000	0	0	.000	0	0	.000	1	0	1	1.5	0	0	0	2	0	0	0	4	3.3
TENNESSEE TECH	11/27/15	14	1	3	.333	0	0	.000	2	2	1.000	1	1	2	1.6	1	0	2	2	0	0	0	4	3.4
at Robert Morris	11/29/15	*	26	7	12	.583	0	0	.000	2	3	.667	6	2	8	2.7	3	0	1	4	2	0	16	5.5
KENTUCKY	12/2/15	*	26	0	7	.000	0	1	.000	6	8	.750	1	1	2	2.6	4	0	1	0	0	0	6	5.6
IPFW	12/5/15	*	17	2	5	.400	0	0	.000	1	3	.333	0	2	2	2.5	3	0	2	4	1	0	5	5.5
WEST VIRGINIA STATE	12/13/15	*	20	2	7	.286	0	0	.000	3	4	.750	1	2	3	2.6	1	0	0	0	0	0	7	5.7
IU-KOKOMO	12/16/15	15	4	4	1.000	0	0	.000	2	2	1.000	2	2	4	2.7	0	0	2	0	2	1	0	9	6.1
AKRON	12/19/15	5	1	1	1.000	0	0	.000	0	0	.000	0	0	0	2.5	0	0	0	0	0	0	0	2	5.7
VALPARAISO	12/30/15	19	2	7	.286	0	0	.000	0	0	.000	1	2	3	2.5	0	0	1	2	1	1	1	4	5.6
UIC	1/1/16	19	3	7	.429	0	0	.000	3	4	.750	1	4	5	2.7	5	1	3	1	1	0	9	5.8	
at Wright State	1/9/16	19	1	8	.125	0	2	.000	3	4	.750	2	4	4	2.8	1	0	1	2	1	0	5	5.8	
at Oakland	1/14/16	23	3	7	.429	0	0	.000	3	4	.750	0	2	2	2.7	2	0	1	0	1	0	9	6.0	
at Detroit	1/16/16	20	3	5	.600	0	0	.000	2	2	1.000	0	4	4	2.8	3	0	0	2	1	0	8	6.1	
GREEN BAY	1/21/16	23	2	4	.500	0	1	.000	3	3	1.000	2	0	2	2.8	1	0	1	1	0	1	7	6.2	
MILWAUKEE	1/23/16	15	1	8	.125	0	2	.000	3	3	1.000	3	0	3	2.8	3	0	0	3	0	1	5	6.1	
at Cleveland State	1/28/16	5	0	0	.000	0	0	.000	0	0	.000	0	0	0	2.6	2	0	0	0	1	0	0	5.8	
at Youngstown State	1/30/16	dnp																						
at UIC	2/4/16	16	2	4	.500	0	0	.000	4	4	1.000	0	1	1	2.6	0	0	1	2	1	1	8	5.9	
at Valparaiso	2/6/16	19	2	4	.500	0	0	.000	1	2	.500	0	1	1	2.5	2	0	0	0	2	0	5	5.9	
WRIGHT STATE	2/13/16	5	1	2	.500	0	0	.000	0	0	.000	1	0	1	2.4	0	0	0	0	1	0	2	5.7	
<b>Totals</b>		<b>4</b>	<b>336</b>	<b>40</b>	<b>100</b>	<b>.400</b>	<b>0</b>	<b>7</b>	<b>.000</b>	<b>45</b>	<b>56</b>	<b>.804</b>	<b>23</b>	<b>30</b>	<b>53</b>	<b>2.4</b>	<b>33</b>	<b>1</b>	<b>16</b>	<b>26</b>	<b>15</b>	<b>5</b>	<b>125</b>	<b>5.7</b>

# 2015-16 NKU WOMEN'S BASKETBALL GAME NOTES

## RIANNA GAYHEART



**5**

5-7

**SENIOR  
GUARD**

OWENTON, KY. • OWEN COUNTY

**2013-14 Atlantic Sun Conference All-Freshmen Team**

**2013-14 Atlantic Sun Conference Newcomer of the Week, twice**

**2014-15:** Saw action in 32 games and earned 23 starts...averaged 5.8 points and 3.3 rebounds per game...led the team with 120 assists for an average of 3.8 per contest...shot 72.5 percent (66-for-91) from the free-throw line...collected 31 steals and four blocked shots...logged 29.1 minutes per game...dished out a career-high 11 assists against Stetson on Jan. 29...poured in a season-high 20 points on 6-for-13 shooting from the floor and 6-for-7 from the charity stripe to go along with a career-high eight rebounds against Lipscomb on Jan. 10.

**2013-14:** Played in 30 games for the Norse and started six times...scored 4.3 points and grabbed 2.1 rebounds per game...dished out 54 assists and collected 29 steals and three blocked shots.

**2012-13:** Saw action in all 28 games...averaged 8.1 points and 3.5 rebounds per game...led the team with 75 assists and collected 36 steals...scored a career-high 24 points against South Carolina Upstate on Jan. 5...earned Atlantic Sun Conference Newcomer of the Week honors twice and was named to the Atlantic Sun Conference All-Freshmen team.

**PRIOR TO NKU:** A 2012 graduate of Owen County High School...averaged 17.3 points per game as a senior...connected on 57 shots from 3-point range her senior season...finished her career with 1,902 points and 419 assists at Owen County...named 8th Region Player of the Year and set Owen County single-season records as a senior by scoring more than 500 points and dishing out 159 assists...named honorable mention all-state as a senior...coached by Robert Osborne.

**PERSONAL:** Born on July 4, 1994...daughter of Rhonda Gayheart.

### NORTHERN KENTUCKY CAREER STATS & GAME HIGHS

Year	GP	GS	Min	Avg	FG	FGA	Pct	3-Point		F-Throw		Rebounds			PF	FO	Ast	TO	Blk	Stl	Pts	Avg			
								FGA	Pct	FT	FTA	Pct	Off	Def									Tot		
2012-13	28	0	710	25.4	71	189	.376	36	110	.327	49	65	.754	13	85	98	3.5	58	0	75	55	7	36	227	8.1
2013-14	30	6	586	19.5	38	157	.242	21	95	.221	33	47	.702	7	56	63	2.1	48	3	54	36	3	29	130	4.3
2014-15	32	23	932	29.1	48	162	.296	22	83	.265	66	91	.725	15	90	105	3.3	79	3	120	79	4	31	184	5.8
2015-16	23	7	546	23.7	34	95	.358	22	68	.324	13	17	.765	8	48	56	2.4	50	3	73	34	4	27	103	4.5
<b>TOTAL</b>	<b>113</b>	<b>36</b>	<b>2774</b>	<b>24.5</b>	<b>191</b>	<b>603</b>	<b>.317</b>	<b>101</b>	<b>356</b>	<b>.284</b>	<b>161</b>	<b>220</b>	<b>.732</b>	<b>43</b>	<b>279</b>	<b>322</b>	<b>2.8</b>	<b>235</b>	<b>9</b>	<b>322</b>	<b>204</b>	<b>18</b>	<b>123</b>	<b>644</b>	<b>5.7</b>

#### SINGLE-GAME HIGHS

Points: 24, USC Upstate -- 1/5/13  
 Rebounds: 8, at Lipscomb -- 1/10/15 ; at Marquette -- 12/15/14  
 Assists: 11, Stetson -- 01/29/15  
 Steals: 5, Jacksonville -- 02/19/15  
 Blocks: 1, 17 times  
 FG made: 7, USC Upstate -- 1/5/13  
 FG attempts: 13, at Lipscomb -- 1/10/15  
 3FG made: 6, USC Upstate -- 1/5/13  
 3FG attempts: 8, USC Upstate -- 1/5/13 ; at Youngstown State -- 11/20/13  
 FT made: 10, at Robert Morris -- 11/29/13  
 FT attempts: 13, at Robert Morris -- 11/29/13

### RIANNA GAYHEART SEASON GAME-BY-GAME STATISTICS

Opponent	Date	GS	Min	TOTAL		3-PTS		REBOUNDS			PF	FO	A	TO	Blk	Stl	Pts	Avg						
				FG	FGA	Pct	3FG	FGA	Pct	FT									FTA	Pct	Off	Def	Tot	Avg
at Miami	11/13/15	20	1	6	.167	0	1	.000	2	2	1.000	2	2	4	4.0	4	0	6	1	0	0	4	4.0	
INDIANA STATE	11/15/15	25	1	6	.167	0	3	.000	0	0	.000	1	1	2	3.0	2	0	5	2	0	3	2	3.0	
at Cincinnati	11/18/15	31	4	8	.500	3	5	.600	2	2	1.000	0	2	2	2.7	3	0	2	1	1	2	13	6.3	
MARQUETTE	11/21/15	21	2	5	.400	1	4	.250	0	0	.000	0	2	2	2.5	5	1	2	0	0	1	5	6.0	
TENNESSEE TECH	11/27/15	13	0	2	.000	0	1	.000	1	2	.500	1	0	1	2.2	3	0	4	2	0	2	1	5.0	
at Robert Morris	11/29/15	32	3	4	.750	2	3	.667	1	2	.500	0	3	3	2.3	0	0	7	3	0	1	9	5.7	
KENTUCKY	12/2/15	29	5	6	.833	4	5	.800	0	1	.000	1	3	4	2.6	3	0	1	5	0	0	14	6.9	
IPFW	12/5/15	23	1	5	.200	1	5	.200	0	0	.000	0	1	1	2.4	1	0	2	1	1	0	3	6.4	
WEST VIRGINIA STATE	12/13/15	13	0	2	.000	0	2	.000	0	0	.000	0	3	3	2.4	0	0	3	1	0	2	0	5.7	
IU-KOKOMO	12/16/15	15	3	6	.500	0	3	.000	0	0	.000	0	1	1	2.3	0	0	2	0	0	3	6	5.7	
AKRON	12/19/15	29	3	6	.500	2	4	.500	2	2	1.000	0	2	2	2.3	1	0	1	1	0	1	10	6.1	
VALPARAISO	12/30/15	26	0	3	.000	0	2	.000	0	0	.000	0	0	0	2.1	2	0	4	0	0	1	0	5.6	
UIC	1/1/16	30	2	7	.286	1	5	.200	0	0	.000	1	2	3	2.2	2	0	2	3	0	2	5	5.5	
at Wright State	1/9/16	14	1	2	.500	1	2	.500	0	0	.000	0	3	3	2.2	1	0	1	1	0	0	3	5.4	
at Oakland	1/14/16	21	1	2	.500	1	2	.500	0	0	.000	0	2	2	2.2	5	1	3	3	0	2	3	5.2	
at Detroit	1/16/16	35	4	9	.444	3	6	.500	0	0	.000	0	4	4	2.3	2	0	5	2	1	0	11	5.6	
GREEN BAY	1/21/16	*	21	2	.5	.400	2	5	.400	2	2	1.000	0	3	2.4	2	0	2	0	0	0	8	5.7	
MILWAUKEE	1/23/16	*	29	0	2	.000	0	1	.000	0	0	.000	1	2	2.4	2	0	2	1	0	1	0	5.4	
at Cleveland State	1/28/16	*	21	0	1	.000	0	1	.000	2	2	1.000	0	5	2.5	1	0	5	1	0	0	2	5.2	
at Youngstown State	1/30/16	*	19	0	0	.000	0	0	.000	1	2	.500	0	1	1	2.5	5	1	2	3	1	2	1	5.0
at UIC	2/4/16	*	21	0	2	.000	0	2	.000	0	0	.000	0	2	2.4	2	0	4	1	0	1	0	4.8	
at Valparaiso	2/6/16	*	23	0	1	.000	0	1	.000	0	0	.000	1	2	2.5	0	0	0	0	0	2	0	4.5	
WRIGHT STATE	2/13/16	*	35	1	5	.200	1	5	.200	0	0	.000	0	2	2.4	4	0	8	2	0	1	3	4.5	
<b>Totals</b>		<b>7</b>	<b>546</b>	<b>34</b>	<b>95</b>	<b>.358</b>	<b>22</b>	<b>68</b>	<b>.324</b>	<b>13</b>	<b>17</b>	<b>.765</b>	<b>8</b>	<b>48</b>	<b>56</b>	<b>2.4</b>	<b>50</b>	<b>3</b>	<b>73</b>	<b>34</b>	<b>4</b>	<b>27</b>	<b>103</b>	<b>4.5</b>



# 2015-16 NKU WOMEN'S BASKETBALL GAME NOTES

## MOLLY GLICK

### 2015-16 Horizon League Freshman of the Week

**PRIOR TO NKU:** A 2015 graduate of Arcadia (Ohio) High School...earned Division IV All-Ohio third-team honors during her senior season, helping Arcadia to a district semifinal appearance...named first-team all-conference and All-Northwest Ohio, as well as special mention All-Ohio, during her junior season, averaging 16.9 points and 7.3 rebounds...coached by Randy Baker.

**PERSONAL:** Born on Feb. 24, 1997... Daughter of Wes and Tammy Glick.



**24** 5-11  
**FRESHMAN**  
**FORWARD**  
 FOSTORIA, OHIO • ARCADIA

### NORTHERN KENTUCKY CAREER STATS & GAME HIGHS

Year	GP	GS	Min	Avg	Total			3-Point			F-Throw			Rebounds				PF	FO	Ast	TO	Blk	Stl	Pts	Avg
					FGA	Pct	FG	FGA	Pct	FT	FTA	Pct	Off	Def	Tot	Avg									
2015-16	22	21	440	20.0	58	.408	20	50	.400	19	25	.760	21	34	55	2.5	52	1	26	32	3	20	155	7.0	
<b>TOTAL</b>	<b>22</b>	<b>21</b>	<b>440</b>	<b>20.0</b>	<b>58</b>	<b>.408</b>	<b>20</b>	<b>50</b>	<b>.400</b>	<b>19</b>	<b>25</b>	<b>.760</b>	<b>21</b>	<b>34</b>	<b>55</b>	<b>2.5</b>	<b>52</b>	<b>1</b>	<b>26</b>	<b>32</b>	<b>3</b>	<b>20</b>	<b>155</b>	<b>7.0</b>	

#### SINGLE-GAME HIGHS

Points: 15, at UIC -- 2/4/16  
 Rebounds: 7, at Wright State -- 1/9/16  
 Assists: 6, IU-Kokomo -- 12/16/15  
 Steals: 5, IU-Kokomo -- 12/16/15  
 Blocks: 1, Valparaiso -- 12/30/15; UIC -- 1/1/16; at Valparaiso -- 2/6/16  
 FG made: 5, Indiana State -- 11/15/15; IU-Kokomo -- 12/16/15; at UIC -- 2/4/16  
 FG attempts: 14, Indiana State -- 11/15/15; at Wright State -- 1/9/16  
 3FG made: 3, Tennessee Tech -- 11/27/15  
 3FG attempts: 6, Indiana State -- 11/15/15; at Wright State -- 1/9/16  
 FT made: 3, at Cincinnati -- 11/18/15  
 FT attempts: 4, at Cincinnati -- 11/18/15

### MOLLY GLICK SEASON GAME-BY-GAME STATISTICS

Opponent	Date	GS	Min	TOTAL			3-PTS			FT	FTA	Pct	REBOUNDS				PF	FO	A	TO	Blk	Stl	Pts	Avg
				FG	FGA	Pct	3FG	FGA	Pct				Off	Def	Tot	Avg								
at Miami	11/13/15	*	25	2	7	.286	1	2	.500	2	2	1.000	2	3	5	5.0	2	0	1	2	0	0	7	7.0
INDIANA STATE	11/15/15	*	25	5	14	.357	2	6	.333	0	0	.000	2	2	4	4.5	4	0	1	1	0	1	12	9.5
at Cincinnati	11/18/15	*	34	4	12	.333	0	2	.000	3	4	.750	3	2	5	4.7	2	0	1	2	0	2	11	10.0
MARQUETTE	11/21/15	*	20	4	10	.400	0	3	.000	0	0	.000	3	0	3	4.3	2	0	2	2	0	0	8	9.5
TENNESSEE TECH	11/27/15	*	17	4	5	.800	3	3	1.000	0	0	.000	0	0	0	3.4	4	0	2	2	0	1	11	9.8
at Robert Morris	11/29/15	*	16	0	2	.000	0	0	.000	0	0	.000	0	4	4	3.5	2	0	1	1	0	0	0	8.2
KENTUCKY	12/2/15	*	16	1	3	.333	0	1	.000	2	2	1.000	1	1	2	3.3	0	0	1	4	0	1	4	7.6
IPFW	12/5/15	*	14	1	2	.500	0	1	.000	2	2	1.000	0	0	0	2.9	3	0	0	3	0	1	4	7.1
WEST VIRGINIA STATE	12/13/15	*	16	3	4	.750	1	1	1.000	1	2	.500	0	0	0	2.6	2	0	0	2	0	1	8	7.2
IU-KOKOMO	12/16/15	*	27	5	13	.385	1	5	.200	1	2	.500	1	1	2	2.5	2	0	6	0	0	5	12	7.7
AKRON	12/19/15	*	6	0	1	.000	0	0	.000	0	0	.000	0	1	1	2.4	0	0	1	0	0	0	7	7.0
VALPARAISO	12/30/15	*	27	2	4	.500	0	1	.000	1	2	.500	0	1	1	2.3	4	0	0	0	1	2	5	6.8
UIC	1/1/16	*	23	3	6	.500	1	2	.500	2	2	1.000	1	0	1	2.2	5	1	0	3	1	1	9	7.0
at Wright State	1/9/16	*	30	4	14	.286	1	6	.167	0	0	.000	1	6	7	2.5	3	0	1	2	0	1	9	7.1
at Oakland	1/14/16	*	18	4	9	.444	2	3	.667	0	0	.000	0	2	2	2.5	1	0	0	0	0	0	10	7.3
at Detroit	1/16/16	*	12	3	4	.750	1	1	1.000	0	0	.000	0	2	2	2.4	2	0	2	1	0	0	7	7.3
GREEN BAY	1/21/16	dnp																						
MILWAUKEE	1/23/16		12	1	4	.250	0	1	.000	3	4	.750	0	0	0	2.3	1	0	2	0	0	0	5	7.2
at Cleveland State	1/28/16	*	13	1	5	.200	1	2	.500	0	0	.000	2	1	3	2.3	4	0	0	3	0	1	3	6.9
at Youngstown State	1/30/16	*	20	3	5	.600	1	2	.500	0	0	.000	2	3	5	2.5	1	0	2	1	0	0	7	6.9
at UIC	2/4/16	*	30	5	9	.556	3	4	.750	2	2	1.000	2	0	2	2.5	3	0	2	0	0	1	15	7.4
at Valparaiso	2/6/16	*	21	3	6	.500	2	4	.500	0	1	.000	0	3	3	2.5	4	0	1	0	1	1	8	7.4
WRIGHT STATE	2/13/16	*	18	0	3	.000	0	0	.000	0	0	.000	1	2	3	2.5	1	0	1	2	0	1	0	7.0
<b>Totals</b>			<b>21</b>	<b>440</b>	<b>58</b>	<b>.408</b>	<b>20</b>	<b>50</b>	<b>.400</b>	<b>19</b>	<b>25</b>	<b>.760</b>	<b>21</b>	<b>34</b>	<b>55</b>	<b>2.5</b>	<b>52</b>	<b>1</b>	<b>26</b>	<b>32</b>	<b>3</b>	<b>20</b>	<b>155</b>	<b>7.0</b>



# 2015-16 NKU WOMEN'S BASKETBALL GAME NOTES

## SARAH KINCH



**15**

**5-9**  
**JUNIOR**  
**GUARD**  
 MEDINA, OHIO • MEDINA

**2014-15:** Saw action in 20 games...scored 1.3 points and grabbed 0.7 rebounds per game...went 9-for-12 (.750) from the free-throw line...dished out nine assists and collected nine steals...blocked one shot...opened the season with a six-point, three-rebound effort against Delaware State on Nov. 14...added 10 points and six steals against Georgetown (Ky.) on Jan. 6.

**2013-14:** Played in 28 games...averaged 3.6 points and 2.2 rebounds per game...collected 20 assists, 18 steals and one blocked shot...scored a career-high 16 points against Kennesaw State on Jan. 11.

**PRIOR TO NKU:** A 2013 graduate of Medina (Ohio) High School...helped lead the Lady Bees to a 16-7 record as a senior...finished final season averaging 14 points, 4.5 rebounds, 2.7 steals and 2.4 assists per game...earned first-team Northeast Inland All-District honors as a junior and senior and All-Ohio special mention accolades as a senior.

**PERSONAL:** Born on December 30, 1994...daughter of Kenneth and Jennifer Kinch.

### NORTHERN KENTUCKY CAREER STATS & GAME HIGHS

Year	GP	GS	Min	Avg	Total		3-Point		F-Throw		Rebounds			PF	FO	Ast	TO	Blk	Stl	Pts	Avg		
					FGA	Pct	FGA	Pct	FT	FTA	Pct	Off	Def									Tot	Avg
2013-14	28	0	292	10.4	38	.442	3	.214	22	31	.710	23	38	61	2.2	52	1	20	26	1	18	101	3.6
2014-15	20	0	111	5.6	8	.276	0	.000	9	12	.750	5	9	14	0.7	11	0	9	9	1	9	25	1.3
2015-16	20	2	255	12.8	39	.520	12	.444	21	28	.750	12	27	39	2.0	27	0	16	18	5	6	111	5.6
<b>TOTAL</b>	<b>68</b>	<b>2</b>	<b>658</b>	<b>9.7</b>	<b>85</b>	<b>.447</b>	<b>15</b>	<b>.288</b>	<b>52</b>	<b>71</b>	<b>.732</b>	<b>40</b>	<b>74</b>	<b>114</b>	<b>1.7</b>	<b>90</b>	<b>1</b>	<b>45</b>	<b>53</b>	<b>7</b>	<b>33</b>	<b>237</b>	<b>3.5</b>

#### SINGLE-GAME HIGHS

Points: 19, IPFW -- 12/5/15  
 Rebounds: 9, at Youngstown State -- 1/30/16  
 Assists: 4, McNeese State -- 3/20/14  
 Steals: 6, Georgetown (Ky.) -- 01/06/15  
 Blocks: 2, West Virginia State -- 12/13/15, IPFW -- 12/5/15  
 FG made: 7, Kennesaw State -- 1/11/14 ; Lipscomb -- 1/25/14  
 FG attempts: 12, IPFW -- 12/5/15  
 3FG made: 4, at Oakland -- 1/14/16  
 3FG attempts: 6, at Oakland -- 1/14/16  
 FT made: 7, Western Kentucky -- 11/23/13  
 FT attempts: 8, Western Kentucky -- 11/23/13

### SARAH KINCH SEASON GAME-BY-GAME STATISTICS

Opponent	Date	GS	Min	TOTAL		3-PTS		FT	FTA	Pct	REBOUNDS			PF	FO	A	TO	Blk	Stl	Pts	Avg		
				FG	FGA	Pct	3FG				FGA	Pct	Off									Def	Tot
at Miami	11/13/15	2	0	0	.000	0	0	.000	0	0	.000	0	0	0	0.0	0	0	1	0	0	0	0.0	
INDIANA STATE	11/15/15	3	0	1	.000	0	0	.000	0	0	.000	0	0	0	0.0	0	0	0	0	0	0	0.0	
at Cincinnati	11/18/15	1	0	0	.000	0	0	.000	0	0	.000	0	0	0	0.0	1	0	0	0	0	0	0.0	
MARQUETTE	11/21/15	10	1	4	.250	0	1	.000	1	2	.500	0	1	1	0.3	3	0	0	1	0	0	3	0.8
TENNESSEE TECH	11/27/15	10	2	3	.667	0	0	.000	2	2	1.000	0	0	0	0.2	4	0	1	0	0	1	6	1.8
at Robert Morris	11/29/15	2	0	0	.000	0	0	.000	0	0	.000	0	0	0	0.2	1	0	0	0	0	0	0	1.5
KENTUCKY	12/2/15	25	6	9	.667	3	3	1.000	1	2	.500	0	0	0	0.1	3	0	1	2	0	0	16	3.6
IPFW	12/5/15	23	6	12	.500	1	3	.333	6	6	1.000	1	3	4	0.6	2	0	1	2	2	0	19	5.5
WEST VIRGINIA STATE	12/13/15	28	5	7	.714	0	1	.000	3	4	.750	4	3	7	1.3	2	0	3	0	2	0	13	6.3
IU-KOKOMO	12/16/15	10	4	5	.800	0	1	.000	0	0	.000	0	1	1	1.3	1	0	1	1	0	0	8	6.5
AKRON	12/19/15	dnp																					
VALPARAISO	12/30/15	dnp																					
UIC	1/1/16	dnp																					
at Wright State	1/9/16	10	2	3	.667	0	0	.000	0	1	.000	1	0	1	1.3	2	0	0	2	0	0	4	6.3
at Oakland	1/14/16	25	4	10	.400	4	6	.667	2	4	.500	1	5	6	1.7	1	0	3	2	0	0	14	6.9
at Detroit	1/16/16	16	0	1	.000	0	0	.000	2	2	1.000	1	2	3	1.8	2	0	1	2	0	1	2	6.5
GREEN BAY	1/21/16	*	16	1	2	.500	0	1	.000	0	.000	0	1	1	1.7	1	0	1	0	0	0	2	6.2
MILWAUKEE	1/23/16	*	11	0	1	.000	0	0	.000	0	.000	1	0	1	1.7	1	0	1	1	0	0	0	5.8
at Cleveland State	1/28/16	6	1	2	.500	1	1	1.000	0	0	.000	0	1	1	1.6	2	0	1	0	0	0	3	5.6
at Youngstown State	1/30/16	30	4	5	.800	2	3	.667	1	2	.500	1	8	9	2.1	0	0	1	2	1	2	11	5.9
at UIC	2/4/16	4	0	2	.000	0	2	.000	0	0	.000	1	0	1	2.0	0	0	1	0	0	0	0	5.6
at Valparaiso	2/6/16	12	2	5	.400	0	3	.000	1	1	1.000	1	2	3	2.1	1	0	0	1	0	0	5	5.6
WRIGHT STATE	2/13/16	11	1	3	.333	1	2	.500	2	2	1.000	0	0	0	2.0	0	0	0	1	0	2	5	5.6
<b>Totals</b>		<b>2</b>	<b>255</b>	<b>39</b>	<b>75</b>	<b>.520</b>	<b>12</b>	<b>.444</b>	<b>21</b>	<b>28</b>	<b>.750</b>	<b>12</b>	<b>27</b>	<b>39</b>	<b>2.0</b>	<b>27</b>	<b>0</b>	<b>16</b>	<b>18</b>	<b>5</b>	<b>6</b>	<b>111</b>	<b>5.6</b>



# 2015-16 NKU WOMEN'S BASKETBALL GAME NOTES

## REBECCA LYTTLE



**2014-15:** Sat out as a redshirt.

**PRIOR TO NKU:** Transfer from Michigan...saw action in 14 games during the 2013-14 season...pulled down 13 rebounds in 44 minutes of action for the Wolverines...grabbed four rebounds in first collegiate appearance against Detroit on Nov. 16...missed most of her freshman season due to an injury and did not see action on the court...a 2012 graduate of Hollywood Christian High School in Hollywood, Fla....four-year varsity letterwinner for the Challengers...named a Broward County Fab Five as a senior...a season-ending injury shortened her senior year...helped lead Hollywood Christian to the Class 1A championship and named the Florida High School Athletic Association Player of the Year as a junior...earned All-Broward County honors all four seasons...coached by Carlos Adamson.

**PERSONAL:** Born on Dec. 20, 1993... Daughter of Toyson and Maynel Lyttle.

**3**

**6-0**  
**REDSHIRT JUNIOR**  
**FORWARD**

MIRAMAR, FLA. • HOLLYWOOD CHRISTIAN

### NORTHERN KENTUCKY CAREER STATS & GAME HIGHS

Year	GP	GS	Min	Avg	Total		3-Point		F-Throw		Rebounds			PF	FO	Ast	TO	Blk	Stl	Pts	Avg				
					FG	FGA	Pct	FG	FGA	Pct	FT	FTA	Pct									Off	Def	Tot	
2013-14*	14	0	44	3.1	0	2	.000	0	0	.000	3	10	13	0.9	5	0	0	0	0	0	0.0				
2015-16	20	20	481	24.1	59	136	.434	2	17	.118	56	76	.737	53	67	120	6.0	34	0	27	23	16	19	176	8.8
<b>TOTAL</b>	<b>20</b>	<b>20</b>	<b>481</b>	<b>24.1</b>	<b>59</b>	<b>136</b>	<b>.434</b>	<b>2</b>	<b>17</b>	<b>.118</b>	<b>56</b>	<b>76</b>	<b>.737</b>	<b>53</b>	<b>67</b>	<b>120</b>	<b>6.0</b>	<b>34</b>	<b>0</b>	<b>27</b>	<b>23</b>	<b>16</b>	<b>19</b>	<b>176</b>	<b>8.8</b>
All*	34	20	525	15.4	59	138	.428	2	17	.118	56	76	.737	56	77	133	3.9	39	0	27	23	16	19	176	5.2

\* Statistics from Michigan

#### SINGLE-GAME HIGHS (at NKU)

Points: 23, Akron -- 12/19/15  
 Rebounds: 18, at Cincinnati -- 11/18/15  
 Assists: 5, at Cleveland State -- 1/28/16  
 Steals: 4, at Robert Morris -- 11/29/15  
 Blocks: 3, at Cincinnati -- 11/18/15 ; Tennessee Tech -- 11/27/15  
 FG made: 7, at Miami -- 11/13/15 ; Tennessee Tech -- 11/27/15 ; Valparaiso -- 12/30/15  
 FG attempts: 14, Valparaiso -- 12/30/15  
 3FG made: 1, Tennessee Tech -- 11/27/15 ; Valparaiso -- 12/30/15  
 3FG attempts: 2, Tennessee Tech -- 11/27/15 ; Valparaiso -- 12/30/15 ; at Youngstown State -- 1/30/16  
 FT made: 11, Akron -- 12/19/15  
 FT attempts: 14, Akron -- 12/19/15

### REBECCA LYTTLE SEASON GAME-BY-GAME STATISTICS

Opponent	Date	GS	Min	TOTAL		3-PTS		REBOUNDS			PF	FO	A	TO	Blk	Stl	Pts	Avg							
				FG	FGA	Pct	3FG	FGA	Pct	FT									FTA	Pct	Off	Def	Tot	Avg	
at Miami	11/13/15	*	33	7	11	.636	0	0	.000	0	1	.000	0	5	5	5.0	1	0	3	0	0	1	14	14.0	
INDIANA STATE	11/15/15	*	37	5	12	.417	0	1	.000	7	9	.778	6	3	9	7.0	2	0	2	3	2	1	17	15.5	
at Cincinnati	11/18/15	*	37	6	12	.500	0	1	.000	3	5	.600	8	10	18	10.7	1	0	2	4	3	1	15	15.3	
MARQUETTE	11/21/15	*	34	3	3	1.000	0	0	.000	5	7	.714	4	10	14	11.5	4	0	1	2	1	0	11	14.3	
TENNESSEE TECH	11/27/15	*	31	7	10	.700	1	2	.500	3	4	.750	3	5	8	10.8	0	0	4	0	3	2	18	15.0	
at Robert Morris	11/29/15	*	23	3	9	.333	0	0	.000	1	2	.500	4	2	6	10.0	4	0	2	1	0	4	7	13.7	
KENTUCKY	12/2/15		dnp																						
IPFW	12/5/15		dnp																						
WEST VIRGINIA STATE	12/13/15		dnp																						
IU-KOKOMO	12/16/15	*	12	0	1	.000	0	0	.000	0	0	.000	4	2	6	9.4	0	0	1	1	0	1	0	11.7	
AKRON	12/19/15	*	41	6	10	.600	0	0	.000	11	14	.786	3	6	9	9.4	3	0	1	2	2	1	23	13.1	
VALPARAISO	12/30/15	*	34	7	14	.500	1	2	.500	7	9	.778	5	2	7	9.1	0	0	0	1	1	2	22	14.1	
UIC	1/1/16	*	29	3	8	.375	0	1	.000	1	4	.250	2	5	7	8.9	1	0	0	2	0	2	7	13.4	
at Wright State	1/9/16	*	18	2	8	.250	0	1	.000	1	1	1.000	3	2	5	8.5	3	0	0	0	0	0	5	12.6	
at Oakland	1/14/16	*	17	1	4	.250	0	0	.000	0	0	.000	1	2	3	8.1	1	0	1	1	0	1	2	11.8	
at Detroit	1/16/16	*	16	1	3	.333	0	0	.000	4	4	1.000	0	1	1	7.5	2	0	0	1	0	0	6	11.3	
GREEN BAY	1/21/16	*	18	3	5	.600	0	1	.000	3	4	.750	1	2	3	7.2	2	0	1	1	0	0	9	11.1	
MILWAUKEE	1/23/16	*	13	0	3	.000	0	1	.000	5	6	.833	0	1	1	6.8	1	0	1	1	1	0	5	10.7	
at Cleveland State	1/28/16	*	27	0	2	.000	0	0	.000	2	2	1.000	3	4	7	6.8	0	0	5	0	1	1	2	10.2	
at Youngstown State	1/30/16	*	15	0	5	.000	0	2	.000	3	4	.750	1	1	2	6.5	3	0	0	1	0	1	3	9.8	
at UIC	2/4/16	*	16	1	4	.250	0	2	.000	0	0	.000	2	2	4	6.4	0	0	3	1	1	0	2	9.3	
at Valparaiso	2/6/16	*	15	1	2	.500	0	0	.000	0	0	.000	3	1	4	6.3	4	0	0	1	0	0	2	8.9	
WRIGHT STATE	2/13/16	*	15	3	10	.300	0	3	.000	0	0	.000	0	1	1	6.0	2	0	0	0	1	1	6	8.8	
<b>Totals</b>			<b>20</b>	<b>481</b>	<b>59</b>	<b>136</b>	<b>.434</b>	<b>2</b>	<b>17</b>	<b>.118</b>	<b>56</b>	<b>76</b>	<b>.737</b>	<b>53</b>	<b>67</b>	<b>120</b>	<b>6.0</b>	<b>34</b>	<b>0</b>	<b>27</b>	<b>23</b>	<b>16</b>	<b>19</b>	<b>176</b>	<b>8.8</b>

# 2015-16 NKU WOMEN'S BASKETBALL GAME NOTES

## CHRISTINE ROUSH



**10** 5-11  
**SENIOR**  
**GUARD**  
 LOUISVILLE, KY. • MERCY

**2015-16 College Sports Madness Horizon League Player of the Week (Feb. 1)**  
**2014-15 Atlantic Sun Conference Second Team**  
**2014-15 Academic All-Atlantic Sun Conference**  
**2013-14 Academic All-Atlantic Sun Conference**

**2014-15:** Started each of NKU's 33 games...averaged 12.5 points and 4.2 rebounds per game...shot 87.8 (115-for-131) from the free-throw line to lead the Atlantic Sun and rank 17th nationally...dished out 44 assists and collected 40 steals...blocked 25 shots which was second on the team...scored in double-figures in 21 games, including six 20-plus point performances...poured in a career-high 29 points against Marquette on Dec. 15...pulled down a career-high 12 rebounds and added 24 points against Stetson on Jan. 29...All-Atlantic Sun Conference second team and Academic All-Atlantic Sun Conference honoree.

**2013-14:** Started all 31 games for the Norse...scored 9.0 points and pulled down 3.3 rebounds per game...collected 41 assists, 27 steals and 10 blocked shots...led the team in 3-point shooting (.431) and free-throw percentage (.903)...grabbed a career-high nine rebounds against Tennessee Martin on Nov. 30...earned Academic All-Atlantic Sun Conference honors.

**2012-13:** Played in all 28 games and started 26 times...averaged 8.1 points and 4.4 rebounds...recorded 24 steals and connected on 34 3-point field goals as a freshman...received Atlantic Sun Conference Newcomer of the Week honors after scoring 23 points with seven 3-pointers, seven assists and three steals against Ball State on Dec. 8.

**PRIOR TO NKU:** A 2012 graduate of Louisville Mercy Academy...averaged 13.0 points per game as a senior...named to the Associated Press Kentucky all-state second team...helped the Jaguars advance to the 6th Region championship game and a 27-6 record as a senior...earned a spot on the 2012 Kentucky All-Star Team...coached by Mark Evans.

**PERSONAL:** Born on Dec. 15, 1993...daughter of Jim and Anita Roush...her twin sister, Courtney, is also a member of the NKU women's basketball team.

### NORTHERN KENTUCKY CAREER STATS & GAME HIGHS

Year	GP	GS	Min	Avg	Total		3-Point		F-Throw		Rebounds			PF	FO	Ast	TO	Blk	Stl	Pts	Avg				
					FGA	Pct	FG	FGA	Pct	FT	FTA	Pct	Off									Def	Tot		
2012-13	28	26	876	31.3	77	192	.401	34	97	.351	39	51	.765	37	85	122	4.4	77	5	52	67	9	24	227	8.1
2013-14	31	31	784	25.3	88	204	.431	37	85	.435	65	72	.903	38	63	101	3.3	85	4	41	69	10	27	278	9.0
2014-15	33	33	984	29.8	120	315	.381	59	170	.347	115	131	.878	42	97	139	4.2	103	7	44	80	25	40	414	12.5
2015-16	23	23	693	30.1	123	275	.447	60	150	.400	61	67	.910	30	56	86	3.7	65	5	33	44	16	28	367	16.0
<b>TOTAL</b>	<b>115</b>	<b>113</b>	<b>3337</b>	<b>29.0</b>	<b>408</b>	<b>986</b>	<b>.414</b>	<b>190</b>	<b>502</b>	<b>.378</b>	<b>280</b>	<b>321</b>	<b>.872</b>	<b>147</b>	<b>301</b>	<b>448</b>	<b>3.9</b>	<b>330</b>	<b>21</b>	<b>170</b>	<b>260</b>	<b>60</b>	<b>119</b>	<b>1286</b>	<b>11.2</b>

#### SINGLE-GAME HIGHS

Points: 29, at Marquette -- 12/15/14  
 Rebounds: 12, Stetson -- 01/29/15  
 Assists: 7, at Ball State -- 12/08/12  
 Steals: 4, Georgetown (Ky.) -- 01/06/15; at Miami -- 11/13/15; Indiana State -- 11/15/15  
 Blocks: 4, Georgetown (Ky.) -- 01/06/15; vs Delaware -- 12/19/14  
 FG made: 9, 5 times  
 FG attempts: 20, at Marquette -- 12/15/14  
 3FG made: 7, at Ball State -- 12/08/12  
 3FG attempts: 13, at Marquette -- 12/15/14  
 FT made: 9, at Miami -- 11/13/15; at IPFW -- 12/06/14  
 FT attempts: 11, at Miami -- 11/13/15

### CHRISTINE ROUSH SEASON GAME-BY-GAME STATISTICS

Opponent	Date	GS	Min	TOTAL		3-PTS		REBOUNDS			PF	FO	A	TO	Blk	Stl	Pts	Avg							
				FG	FGA	Pct	3FG	FGA	Pct	FT									FTA	Pct	Off	Def	Tot	Avg	
at Miami	11/13/15	*	31	6	8	.750	3	4	.750	9	11	.818	1	3	4	4.0	2	0	0	3	1	4	24	24.0	
INDIANA STATE	11/15/15	*	36	6	13	.462	1	4	.250	2	2	1.000	4	6	10	7.0	4	0	0	2	2	4	15	19.5	
at Cincinnati	11/18/15	*	37	6	14	.429	3	8	.375	4	4	1.000	2	3	5	6.3	5	1	2	4	0	1	19	19.3	
MARQUETTE	11/21/15	*	36	9	18	.500	4	8	.500	5	5	1.000	1	5	6	6.3	3	0	0	2	0	2	27	21.3	
TENNESSEE TECH	11/27/15	*	21	6	8	.750	1	1	1.000	2	2	1.000	0	1	1	5.2	3	0	1	1	0	0	15	20.0	
at Robert Morris	11/29/15	*	31	4	13	.308	4	10	.400	0	0	.000	0	2	2	4.7	5	1	2	3	1	0	12	18.7	
KENTUCKY	12/2/15	*	28	3	12	.250	1	7	.143	0	0	.000	1	2	3	4.4	1	0	4	1	0	2	7	17.0	
IPFW	12/5/15	*	32	5	12	.417	2	4	.500	4	4	1.000	3	4	7	4.8	2	0	2	1	4	1	16	16.9	
WEST VIRGINIA STATE	12/13/15	*	26	8	9	.889	3	4	.750	2	2	1.000	0	1	1	4.3	1	0	1	0	3	0	21	17.3	
IU-KOKOMO	12/16/15	*	14	6	9	.667	4	7	.571	0	0	.000	0	2	2	4.1	0	0	1	0	1	1	16	17.2	
AKRON	12/19/15	*	32	4	12	.333	4	9	.444	0	0	.000	1	2	3	4.0	5	1	2	1	1	0	12	16.7	
VALPARAISO	12/30/15	*	40	6	12	.500	1	5	.200	2	3	.667	5	2	7	4.3	3	0	4	3	0	1	15	16.6	
UIC	1/1/16	*	40	2	13	.154	2	6	.333	5	6	.833	2	3	5	4.3	3	0	2	3	0	3	11	16.2	
at Wright State	1/9/16	*	24	5	14	.357	3	7	.429	3	3	1.000	0	2	2	4.1	4	0	1	2	0	2	16	16.1	
at Oakland	1/14/16	*	37	6	12	.500	4	8	.500	0	0	.000	1	4	5	4.2	1	0	2	1	1	1	16	16.1	
at Detroit	1/16/16	*	26	3	14	.214	2	9	.222	1	1	1.000	0	1	1	4.0	4	0	0	3	0	0	9	15.7	
GREEN BAY	1/21/16	*	27	2	9	.222	2	8	.250	2	2	1.000	0	1	1	3.8	5	1	1	2	0	0	8	15.2	
MILWAUKEE	1/23/16	*	29	4	13	.308	0	5	.000	2	4	.500	3	2	5	3.9	3	0	0	2	1	2	10	14.9	
at Cleveland State	1/28/16	*	30	9	15	.600	4	8	.500	4	4	1.000	2	4	6	4.0	2	0	1	1	0	1	26	15.5	
at Youngstown State	1/30/16	*	24	6	8	.750	1	2	.500	0	0	.000	0	3	3	4.0	2	0	1	2	0	0	13	15.4	
at UIC	2/4/16	*	37	6	12	.500	2	7	.286	4	4	1.000	0	2	2	3.9	1	0	3	3	1	1	18	15.5	
at Valparaiso	2/6/16	*	29	4	14	.286	3	10	.300	8	8	1.000	2	1	3	3.8	1	0	1	2	0	1	19	15.7	
WRIGHT STATE	2/13/16	*	26	7	11	.636	6	9	.667	2	2	1.000	2	0	2	3.7	5	1	2	2	0	1	22	16.0	
<b>Totals</b>			<b>23</b>	<b>693</b>	<b>123</b>	<b>275</b>	<b>.447</b>	<b>60</b>	<b>150</b>	<b>.400</b>	<b>61</b>	<b>67</b>	<b>.910</b>	<b>30</b>	<b>56</b>	<b>86</b>	<b>3.7</b>	<b>65</b>	<b>5</b>	<b>33</b>	<b>44</b>	<b>16</b>	<b>28</b>	<b>367</b>	<b>16.0</b>



# 2015-16 NKU WOMEN'S BASKETBALL GAME NOTES

## COURTNEY ROUSH



**12** 6-0  
**SENIOR**  
**FORWARD**  
 LOUISVILLE, KY. • MERCY

**2014-15:** Played in seven games...averaged 2.4 points and 1.0 rebound per game...went 8-for-9 (.889) from the free-throw line...scored a career-high seven points against North Florida on Feb. 21...pulled down a career-high four rebounds against Ohio on Nov. 25.

**2013-14:** Saw action in eight games...averaged 0.6 points and 0.6 rebounds per game...dished out five assists.

**2012-13:** Played in nine games...averaged 1.1 points and one rebound per game...scored five points and grabbed four rebounds in 15 minutes on the floor against Florida Gulf Coast on Jan. 19.

**PRIOR TO NKU:** A 2012 graduate of Louisville Mercy Academy...averaged 11.3 points per game as a senior...earned honorable mention accolades on the Associated Press 2012 Kentucky all-state team...helped Mercy go 27-6 and advance to the 6th Region championship game during the 2011-12 season...named to the 2012 Kentucky All-Star Team...also lettered in volleyball...coached by Mark Evans.

**PERSONAL:** Born on Dec. 15, 1993...daughter of Jim and Anita Roush...her twin sister, Christine, is also a member of the NKU women's basketball team.

### NORTHERN KENTUCKY CAREER STATS & GAME HIGHS

Year	GP	GS	Min	Avg	Total		3-Point		F-Throw		Rebounds			PF	FO	Ast	TO	Blk	Stl	Pts	Avg				
					FGA	Pct	FGA	Pct	FT	FTA	Pct	Off	Def									Tot			
2012-13	9	1	36	4.0	4	13	.308	1	3	.333	1	2	.500	4	5	9	1.0	6	0	1	6	0	1	10	1.1
2013-14	8	0	19	2.4	1	3	.333	1	1	1.000	2	2	1.000	2	3	5	0.6	2	0	2	3	0	0	5	0.6
2014-15	7	0	21	3.0	4	10	.400	1	3	.333	8	9	.889	4	3	7	1.0	1	0	0	2	0	0	17	2.4
2015-16	18	0	253	14.1	61	108	.565	10	24	.417	21	31	.677	14	32	46	2.6	20	0	14	19	3	6	153	8.5
<b>TOTAL</b>	<b>42</b>	<b>1</b>	<b>329</b>	<b>7.8</b>	<b>70</b>	<b>134</b>	<b>.522</b>	<b>13</b>	<b>31</b>	<b>.419</b>	<b>32</b>	<b>44</b>	<b>.727</b>	<b>24</b>	<b>43</b>	<b>67</b>	<b>1.6</b>	<b>29</b>	<b>0</b>	<b>17</b>	<b>30</b>	<b>3</b>	<b>7</b>	<b>185</b>	<b>4.4</b>

#### SINGLE-GAME HIGHS

Points: 22, Cleveland State -- 1/28/16  
 Rebounds: 6, Milwaukee -- 1/23/16 ; at Cleveland State -- 1/28/16  
 Assists: 2, 4 times  
 Steals: 2, at Cleveland State -- 1/28/16 ; at Youngstown State -- 1/30/16  
 Blocks: 2, at Robert Morris -- 11/29/15  
 FG made: 9, at Cleveland State -- 1/28/16  
 FG attempts: 13, at Cleveland State -- 1/28/16  
 3FG made: 2, 4 times  
 3FG attempts: 4, at Cleveland State -- 1/28/16  
 FT made: 7, at Youngstown State -- 1/30/16  
 FT attempts: 7, at Cleveland State -- 1/28/16 ; at Youngstown State -- 1/30/16

### COURTNEY ROUSH SEASON GAME-BY-GAME STATISTICS

Opponent	Date	GS	Min	TOTAL		3-PTS		REBOUNDS			PF	FO	A	TO	Blk	Stl	Pts	Avg							
				FG	FGA	Pct	3FG	FGA	Pct	FT									FTA	Pct	Off	Def	Tot	Avg	
at Miami	11/13/15	1	0	1	.000	0	0	.000	0	0	.000	0	0	0	0	0	0	0.0							
INDIANA STATE	11/15/15	dnp																							
at Cincinnati	11/18/15	dnp																							
MARQUETTE	11/21/15	dnp																							
TENNESSEE TECH	11/27/15	4	1	3	.333	0	0	.000	2	2	1.000	0	0	0	0	0	0	4	2.0						
at Robert Morris	11/29/15	13	5	7	.714	0	0	.000	0	0	.000	0	3	3	1.0	1	0	2	0	2	0	10	4.7		
KENTUCKY	12/2/15	dnp																							
IPFW	12/5/15	6	1	3	.333	0	0	.000	0	0	.000	1	0	1	1.0	1	0	0	1	1	0	2	4.0		
WEST VIRGINIA STATE	12/13/15	12	5	6	.833	2	2	1.000	2	2	1.000	1	1	2	1.2	0	0	2	1	0	1	14	6.0		
IU-KOKOMO	12/16/15	17	6	7	.857	0	1	.000	0	0	.000	2	3	5	1.8	0	0	1	1	0	0	12	7.0		
AKRON	12/19/15	dnp																							
VALPARAISO	12/30/15	6	1	6	.167	0	3	.000	2	2	1.000	0	0	0	1.6	0	0	0	0	0	0	4	6.6		
UIC	1/1/16	1	0	0	.000	0	0	.000	0	0	.000	0	0	0	1.4	0	0	0	1	0	0	0	5.8		
at Wright State	1/9/16	1	0	0	.000	0	0	.000	0	0	.000	0	0	0	1.2	0	0	0	0	0	0	0	5.1		
at Oakland	1/14/16	1	0	1	.000	0	1	.000	0	0	.000	0	0	0	1.1	0	0	0	0	0	0	0	4.6		
at Detroit	1/16/16	11	2	2	1.000	0	0	.000	0	0	.000	0	3	3	1.3	1	0	1	0	0	0	4	4.5		
GREEN BAY	1/21/16	29	6	10	.600	2	3	.667	2	3	.667	4	1	5	1.6	3	0	1	2	0	0	16	5.5		
MILWAUKEE	1/23/16	16	3	7	.429	2	3	.667	0	0	.000	1	5	6	1.9	3	0	1	3	0	0	8	5.7		
at Cleveland State	1/28/16	28	9	13	.692	2	4	.500	2	7	.286	1	5	6	2.2	3	0	2	6	0	2	22	6.9		
at Youngstown State	1/30/16	30	6	9	.667	1	1	1.000	7	7	1.000	1	2	3	2.3	1	0	1	2	0	2	20	7.7		
at UIC	2/4/16	21	4	8	.500	0	1	.000	1	2	.500	1	1	2	2.3	1	0	1	1	0	1	9	7.8		
at Valparaiso	2/6/16	23	5	9	.556	1	3	.333	1	4	.250	0	3	3	2.3	3	0	0	0	0	0	12	8.1		
WRIGHT STATE	2/13/16	33	7	16	.438	0	2	.000	2	2	1.000	2	5	7	2.6	3	0	2	1	0	0	16	8.5		
<b>Totals</b>			<b>0</b>	<b>253</b>	<b>61</b>	<b>108</b>	<b>.565</b>	<b>10</b>	<b>24</b>	<b>.417</b>	<b>21</b>	<b>31</b>	<b>.677</b>	<b>14</b>	<b>32</b>	<b>46</b>	<b>2.6</b>	<b>20</b>	<b>0</b>	<b>14</b>	<b>19</b>	<b>3</b>	<b>6</b>	<b>153</b>	<b>8.5</b>

# 2015-16 NKU WOMEN'S BASKETBALL GAME NOTES

## FAITH SANDERS



**1**  
**5-11**  
**SOPHOMORE**  
**FORWARD**  
 SAVANNAH, GA. • JENKINS

**2014-15:** Played in every game for the Norse and received two starts...scored 2.8 points and grabbed 2.2 rebounds per game...shot 40.7 percent (37-for-91) from the floor...recorded five assists, 11 steals and one blocked shot...pulled down 11 rebounds and scored nine points in her collegiate debut against Delaware State on Nov. 14...poured in a season-high 14 points on 5-for-6 shooting from the floor, including a 3-for-3 effort from 3-point range, and grabbed five rebounds at Stetson on Feb. 14.

**PRIOR TO NKU:** A 2014 graduate of H.V. Jenkins High School in Savannah, Ga....averaged 20.5 points, 15.4 rebounds, 3.8 steals, 2.8 assists and 2.6 blocks per game as a senior...dished out 66 assists, collected 91 steals and blocked 63 shots in her final season with the Warriors...scored 1,140 points and grabbed 1,170 rebounds over her career...earned first-team All-Region 3 Class AAAAA honors as a junior and senior...named to the 2014 Georgia Sports Writers Association All-State Class AAAAA second team after her senior year...coached by James Burke.

**PERSONAL:** Born on April 24, 1996...daughter of Jeffrey and Angela Sanders.

### NORTHERN KENTUCKY CAREER STATS & GAME HIGHS

Year	GP	GS	Min	Avg	Total		3-Point		F-Throw			Rebounds				PF	FO	Ast	TO	Blk	Stl	Pts	Avg	
					FGA	Pct	FG	FGA	Pct	FT	FTA	Pct	Off	Def	Tot									Avg
2014-15	33	2	316	9.6	37	.407	6	24	.250	14	24	.583	26	45	71	2.2	37	0	5	28	1	11	94	2.8
2015-16	9	0	66	7.3	10	.417	1	6	.167	7	11	.636	7	4	11	1.2	11	0	2	4	1	2	28	3.1
<b>TOTAL</b>	<b>42</b>	<b>2</b>	<b>382</b>	<b>9.1</b>	<b>47</b>	<b>.409</b>	<b>7</b>	<b>30</b>	<b>.233</b>	<b>21</b>	<b>35</b>	<b>.600</b>	<b>33</b>	<b>49</b>	<b>82</b>	<b>2.0</b>	<b>48</b>	<b>0</b>	<b>7</b>	<b>32</b>	<b>2</b>	<b>13</b>	<b>122</b>	<b>2.9</b>

#### SINGLE-GAME HIGHS

Points: 14, at Stetson -- 02/14/15  
 Rebounds: 11, vs Delaware State -- 11/14/14  
 Assists: 1, 5 times  
 Steals: 3, Loyola (Chicago) -- 11/22/14  
 Blocks: 1, at Akron -- 11/15/14, West Virginia State -- 12/13/15  
 FG made: 5, at Stetson -- 02/14/15 ; vs DELAWARE -- 12/19/14 ; IU-Kokomo -- 12/16/15  
 FG attempts: 8, vs Delaware State -- 11/14/14 ; vs DELAWARE -- 12/19/14  
 3FG made: 3, at Stetson -- 02/14/15  
 3FG attempts: 4, vs DELAWARE -- 12/19/14  
 FT made: 3, vs Delaware State -- 11/14/14  
 FT attempts: 4, Georgetown (Ky.) -- 01/06/15 ; USC Upstate -- 03/06/15 ; vs Delaware State -- 11/14/14

### FAITH SANDERS SEASON GAME-BY-GAME STATISTICS

Opponent	Date	GS	Min	TOTAL		3-PTS		FT	FTA	Pct	REBOUNDS				PF	FO	A	TO	Blk	Stl	Pts	Avg		
				FG	FGA	Pct	3FG				FGA	Pct	Off	Def									Tot	Avg
at Miami	11/13/15		1	0	0	.000	0	0	.000	2	2	1.000	0	0	0	0.0	0	0	0	0	0	2	2.0	
INDIANA STATE	11/15/15		dnp																					
at Cincinnati	11/18/15		dnp																					
MARQUETTE	11/21/15		dnp																					
TENNESSEE TECH	11/27/15		9	0	1	.000	0	0	.000	0	0	.000	1	2	3	1.5	1	0	1	1	0	0	1.0	
at Robert Morris	11/29/15		dnp																					
KENTUCKY	12/2/15		1	0	0	.000	0	0	.000	2	2	1.000	0	0	0	1.0	0	0	0	0	0	2	1.3	
IPFW	12/5/15		8	0	3	.000	0	0	.000	0	0	.000	1	0	1	1.0	3	0	0	0	0	0	1.0	
WEST VIRGINIA STATE	12/13/15		11	2	4	.500	0	1	.000	0	2	.000	0	1	1	1.0	1	0	0	1	1	4	1.6	
IU-KOKOMO	12/16/15		15	5	7	.714	0	1	.000	1	1	1.000	2	0	2	1.2	3	0	1	0	0	11	3.2	
AKRON	12/19/15		dnp																					
VALPARAISO	12/30/15		dnp																					
UIC	1/1/16		dnp																					
at Wright State	1/9/16		dnp																					
at Oakland	1/14/16		dnp																					
at Detroit	1/16/16		dnp																					
GREEN BAY	1/21/16		dnp																					
MILWAUKEE	1/23/16		8	1	3	.333	1	2	.500	1	2	.500	2	0	2	1.3	3	0	0	1	0	4	3.3	
at Cleveland State	1/28/16		10	2	6	.333	0	2	.000	0	0	.000	1	1	2	1.4	0	0	0	1	0	4	3.4	
at Youngstown State	1/30/16		dnp																					
at UIC	2/4/16		dnp																					
at Valparaiso	2/6/16		3	0	0	.000	0	0	.000	1	2	.500	0	0	0	1.2	0	0	0	0	0	1	3.1	
WRIGHT STATE	2/13/16		dnp																					
<b>Totals</b>			<b>0</b>	<b>66</b>	<b>10</b>	<b>.417</b>	<b>1</b>	<b>6</b>	<b>.167</b>	<b>7</b>	<b>11</b>	<b>.636</b>	<b>7</b>	<b>4</b>	<b>11</b>	<b>1.2</b>	<b>11</b>	<b>0</b>	<b>2</b>	<b>4</b>	<b>1</b>	<b>2</b>	<b>28</b>	<b>3.1</b>

TARYN TAUGHER



**PRIOR TO NKU:** A 2015 graduate of Freeland (Mich.) High School...helped Freeland to a Class B regional semifinal appearance during her senior season, averaging 19.2 points, 7.7 rebounds, 2.5 steals and 1.9 assists...earned first-team all-Michigan honors from the Associated Press...as a four-year starter, led the Flacons to four district titles and a regional championship...scored 1,172 points during her prep career...coached by Tom Zolinski...also a standout soccer player, earning first-team All-State and Player of the Year honors during her junior season.

**PERSONAL:** Born on March 14, 1997...Daughter of Terry and Maggie Taugher.

**11** 5-8  
**FRESHMAN**  
**GUARD**  
 FREELAND, MICH. • FREELAND

NORTHERN KENTUCKY CAREER STATS & GAME HIGHS

Year	GP	GS	Min	Avg	Total		3-Point		F-Throw		Rebounds			PF	FO	Ast	TO	Blk	Stl	Pts	Avg
					FG	FGA	FG	FGA	FT	FTA	Pct	Off	Def								
2015-16	0	0	0	0.0	0	0	0	0	0	0	0	0	0	0	0	0	0	0	0	0	0.0
TOTAL	0	0	0	0.0	0	0	0	0	0	0	0	0	0	0	0	0	0	0	0	0	0.0

TARYN TAUGHER SEASON GAME-BY-GAME STATISTICS

Opponent	Date	GS	Min	TOTAL		3-PTS		REBOUNDS			PF	FO	A	TO	Blk	Stl	Pts	Avg			
				FG	FGA	Pct	3FG	FGA	Pct	FT									FTA	Pct	Off
at Miami	11/13/15	dnp																			
INDIANA STATE	11/15/15	dnp																			
at Cincinnati	11/18/15	dnp																			
MARQUETTE	11/21/15	dnp																			
TENNESSEE TECH	11/27/15	dnp																			
at Robert Morris	11/29/15	dnp																			
KENTUCKY	12/2/15	dnp																			
IPFW	12/5/15	dnp																			
WEST VIRGINIA STATE	12/13/15	dnp																			
IU-KOKOMO	12/16/15	dnp																			
AKRON	12/19/15	dnp																			
VALPARAISO	12/30/15	dnp																			
UIC	1/1/16	dnp																			
at Wright State	1/9/16	dnp																			
at Oakland	1/14/16	dnp																			
at Detroit	1/16/16	dnp																			
GREEN BAY	1/21/16	dnp																			
MILWAUKEE	1/23/16	dnp																			
at Cleveland State	1/28/16	dnp																			
at Youngstown State	1/30/16	dnp																			
at UIC	2/4/16	dnp																			
at Valparaiso	2/6/16	dnp																			
WRIGHT STATE	2/13/16	dnp																			
Totals		0	0	0	0	.000	0	0	.000	0	0	.000	0	0	0	0	0	0	0	0	0.0



# 2015-16 NKU WOMEN'S BASKETBALL GAME NOTES

## MIKAYLA TERRY



**4**  
**5-11**  
**SOPHOMORE**  
**FORWARD**  
 LANSING, MICH. • LANSING CHRISTIAN

**2014-15:** Saw action in 32 games...averaged 1.8 points and 2.8 rebounds per game...dished out 16 assists and collected 13 steals...blocked four shots...added eight points and eight rebounds in her collegiate debut against Delaware State on Nov. 14...grabbed a season-high 10 rebounds against Ohio on Nov. 25...scored eight points four times.

**PRIOR TO NKU:** A 2014 graduate of Lansing Christian High School in Lansing, Mich....averaged 15.8 points and 11.5 rebounds per game as a senior...collected 75 assists, 79 steals and 50 blocked shots...connected on 48.1 percent of her attempts from the floor and shot 38.3 percent from behind the 3-point arc...finished her four-year career with 1,071 points and 700 rebounds...earned first-team all-area, all-district, all-region and all-state honors as a senior...finalist for the All-Area Dream Team...coached by Justin Terry.

**PERSONAL:** Born on March 2, 1996...daughter of Justin and Diana Terry.

### NORTHERN KENTUCKY CAREER STATS & GAME HIGHS

Year	GP	GS	Min	Avg	Total		3-Point		F-Throw			Rebounds				PF	FO	Ast	TO	Blk	Stl	Pts	Avg		
					FGA	Pct	FG	FGA	Pct	FT	FTA	Pct	Off	Def	Tot									Avg	
2014-15	32	0	381	11.9	17	49	.347	4	19	.211	19	33	.576	27	63	90	2.8	37	0	16	31	4	13	57	1.8
2015-16	12	0	145	12.1	11	29	.379	2	9	.222	3	7	.429	7	21	28	2.3	12	0	18	17	3	7	27	2.3
<b>TOTAL</b>	<b>44</b>	<b>0</b>	<b>526</b>	<b>12.0</b>	<b>28</b>	<b>78</b>	<b>.359</b>	<b>6</b>	<b>28</b>	<b>.214</b>	<b>22</b>	<b>40</b>	<b>.550</b>	<b>34</b>	<b>84</b>	<b>118</b>	<b>2.7</b>	<b>49</b>	<b>0</b>	<b>34</b>	<b>48</b>	<b>7</b>	<b>20</b>	<b>84</b>	<b>1.9</b>

#### SINGLE-GAME HIGHS

Points: 8, 4 times  
 Rebounds: 10, Ohio -- 11/25/14  
 Assists: 5, IU-Kokomo -- 12/16/15  
 Steals: 3, Tennessee Tech -- 11/27/15 ; IU-Kokomo -- 12/16/15  
 Blocks: 2, at USC Upstate -- 02/28/15  
 FG made: 3, USC Upstate -- 01/17/15 ; at USC Upstate -- 02/28/15 ; vs Grand Canyon -- 11/28/14  
 FG attempts: 5, West Virginia State -- 12/13/15 ; Kentucky -- 12/2/15 ; IU-Kokomo -- 12/16/15  
 3FG made: 2, IU-Kokomo -- 12/16/15  
 3FG attempts: 4, IU-Kokomo -- 12/16/15  
 FT made: 6, vs Delaware State -- 11/14/14  
 FT attempts: 8, vs Delaware State -- 11/14/14

### MIKAYLA TERRY SEASON GAME-BY-GAME STATISTICS

Opponent	Date	GS	Min	TOTAL		3-PTS			FT	FTA	Pct	REBOUNDS				PF	FO	A	TO	Blk	Stl	Pts	Avg	
				FG	FGA	Pct	3FG	FGA				Pct	Off	Def	Tot									Avg
at Miami	11/13/15	22	0	3	.000	0	0	.000	0	0	.000	1	2	3	3.0	3	0	3	1	0	0	0	0.0	
INDIANA STATE	11/15/15	19	2	4	.500	0	0	.000	0	0	.000	2	3	5	4.0	1	0	1	4	1	0	4	2.0	
at Cincinnati	11/18/15	5	0	0	.000	0	0	.000	0	0	.000	0	0	0	2.7	0	0	0	0	0	0	0	1.3	
MARQUETTE	11/21/15	1	0	0	.000	0	0	.000	0	0	.000	0	0	0	2.0	0	0	0	1	0	0	0	1.0	
TENNESSEE TECH	11/27/15	17	2	2	1.000	0	0	.000	1	3	.333	1	4	5	2.6	2	0	2	2	1	3	5	1.8	
at Robert Morris	11/29/15	4	0	0	.000	0	0	.000	1	2	.500	0	0	0	2.2	0	0	1	1	0	0	1	1.7	
KENTUCKY	12/2/15	15	2	5	.400	0	1	.000	1	2	.500	1	3	4	2.4	1	0	1	1	0	1	5	2.1	
IPFW	12/5/15	13	2	2	1.000	0	0	.000	0	0	.000	1	2	3	2.5	1	0	1	1	0	0	4	2.4	
WEST VIRGINIA STATE	12/13/15	19	1	5	.200	0	2	.000	0	0	.000	0	3	3	2.6	3	0	4	3	1	0	2	2.3	
IU-KOKOMO	12/16/15	24	2	5	.400	2	4	.500	0	0	.000	1	3	4	2.7	0	0	5	2	0	3	6	2.7	
AKRON	12/19/15	3	0	1	.000	0	1	.000	0	0	.000	0	1	1	2.5	1	0	0	1	0	0	0	2.5	
VALPARAISO	12/30/15	dnp																						
UIC	1/1/16	dnp																						
at Wright State	1/9/16	dnp																						
at Oakland	1/14/16	dnp																						
at Detroit	1/16/16	dnp																						
GREEN BAY	1/21/16	dnp																						
MILWAUKEE	1/23/16	dnp																						
at Cleveland State	1/28/16	dnp																						
at Youngstown State	1/30/16	dnp																						
at UIC	2/4/16	dnp																						
at Valparaiso	2/6/16	3	0	2	.000	0	1	.000	0	0	.000	0	0	0	2.3	0	0	0	0	0	0	0	2.3	
WRIGHT STATE	2/13/16	dnp																						
<b>Totals</b>		<b>0</b>	<b>145</b>	<b>11</b>	<b>29</b>	<b>.379</b>	<b>2</b>	<b>9</b>	<b>.222</b>	<b>3</b>	<b>7</b>	<b>.429</b>	<b>7</b>	<b>21</b>	<b>28</b>	<b>2.3</b>	<b>12</b>	<b>0</b>	<b>18</b>	<b>17</b>	<b>3</b>	<b>7</b>	<b>27</b>	<b>2.3</b>



# 2015-16 NKU WOMEN'S BASKETBALL GAME NOTES

## KASEY UETRECHT



**23** 6-1  
**SOPHOMORE**  
**FORWARD**  
 OREGONIA, OHIO • CLINTON MASSIE

**2014-15:** Saw action in 28 games for the Norse...average 5.1 points and 3.2 rebounds per game...shot 45.0 percent (54-for-120) from the floor, including 45.5 percent (20-for-44) from long range...dished out 22 assists and collected 11 steals...finished with two blocked shots...pulled down a season-high seven rebounds against both Wright State (Jan. 3) and USC Upstate (Feb. 28)...poured in a season-high 26 points on 11-for-12 shooting from the floor, including a perfect 4-for-4 from 3-point range, and pulled down four rebounds against Marshall in the Women's Basketball Invitational on March 19.

**PRIOR TO NKU:** A 2014 graduate of Clinton Massie High School in Clarksville, Ohio...scored 13.0 points and grabbed 8.3 rebounds per game as a senior... averaged 2.2 assists per game during the 2013-14 season...shot 48.7 percent from the floor...scored over 1,000 points over her career...earned first-team All-South Central Ohio League, Division II Southwest District and Division II-IV All-Cincinnati honors as a senior...received honorable mention all-state accolades in her final season as well.

**PERSONAL:** Born on March 12, 1996...daughter of Dan and Jodi Utrecht.

### NORTHERN KENTUCKY CAREER STATS & GAME HIGHS

Year	GP	GS	Min	Avg	Total		3-Point			F-Throw			Rebounds			PF	FO	Ast	TO	Blk	Stl	Pts	Avg	
					FGA	Pct	FG	FGA	Pct	FT	FTA	Pct	Off	Def	Tot									Avg
2014-15	28	0	439	15.7	54	120	.450	20	44	15	23	.652	16	74	90	3.2	45	0	22	21	2	11	143	5.1
2015-16	22	22	680	30.9	79	210	.376	27	76	65	76	.855	14	113	127	5.8	52	2	42	47	5	33	250	11.4
<b>TOTAL</b>	<b>50</b>	<b>22</b>	<b>1119</b>	<b>22.4</b>	<b>133</b>	<b>330</b>	<b>.403</b>	<b>47</b>	<b>120</b>	<b>80</b>	<b>99</b>	<b>.808</b>	<b>30</b>	<b>187</b>	<b>217</b>	<b>4.3</b>	<b>97</b>	<b>2</b>	<b>64</b>	<b>68</b>	<b>7</b>	<b>44</b>	<b>393</b>	<b>7.9</b>

#### SINGLE-GAME HIGHS

Points: 26, Marshall -- 03/19/15  
 Rebounds: 14, at Wright State -- 1/9/16  
 Assists: 4, 5 times  
 Steals: 4, at Miami -- 11/13/15 ; Indiana State -- 11/15/15  
 Blocks: 2, Kentucky -- 12/2/15  
 FG made: 11, Marshall -- 03/19/15  
 FG attempts: 17, UIC -- 1/1/16  
 3FG made: 4, Marshall -- 03/19/15 ; Green Bay 1/21/16  
 3FG attempts: 7, Kentucky -- 12/2/15  
 FT made: 10, at Oakland -- 1/14/16  
 FT attempts: 12, at Oakland -- 1/14/16

### KASEY UETRECHT SEASON GAME-BY-GAME STATISTICS

Opponent	Date	GS	Min	TOTAL			3-PTS			REBOUNDS			PF	FO	A	TO	Blk	Stl	Pts	Avg					
				FG	FGA	Pct	3FG	FGA	Pct	FT	FTA	Pct									Off	Def	Tot	Avg	
at Miami	11/13/15	*	32	5	14	.357	3	4	.750	3	4	.750	1	6	7	7.0	2	0	0	2	0	4	16	16.0	
INDIANA STATE	11/15/15	*	30	6	11	.545	2	4	.500	4	5	.800	1	6	7	7.0	4	0	1	6	1	4	18	17.0	
at Cincinnati	11/18/15	*	18	0	6	.000	0	3	.000	2	2	1.000	2	1	3	5.7	5	1	1	2	1	0	2	12.0	
MARQUETTE	11/21/15	*	31	5	8	.625	2	3	.667	4	4	1.000	0	2	2	4.8	1	0	1	0	0	1	16	13.0	
TENNESSEE TECH	11/27/15	*	23	2	5	.400	0	1	.000	2	2	1.000	0	2	2	4.2	3	0	1	3	0	1	6	11.6	
at Robert Morris	11/29/15		dnp																						
KENTUCKY	12/2/15	*	34	3	10	.300	2	7	.286	0	0	.000	0	4	4	4.2	0	0	3	1	2	2	8	11.0	
IPFW	12/5/15	*	16	3	6	.500	0	2	.000	0	0	.000	1	3	4	4.1	4	0	1	3	0	2	6	10.3	
WEST VIRGINIA STATE	12/13/15	*	23	6	9	.667	0	0	.000	4	7	.571	0	6	6	4.4	1	0	1	1	0	3	16	11.0	
IU-KOKOMO	12/16/15	*	16	2	7	.286	1	4	.250	0	0	.000	0	2	2	4.1	0	0	1	1	0	3	5	10.3	
AKRON	12/19/15	*	43	5	16	.313	0	5	.000	5	5	1.000	3	9	12	4.9	1	0	2	2	0	1	15	10.8	
VALPARAISO	12/30/15	*	23	2	6	.333	0	0	.000	4	6	.667	0	3	3	4.7	3	0	2	3	0	2	8	10.5	
UIC	1/1/16	*	40	5	17	.294	3	6	.500	1	1	1.000	0	8	8	5.0	2	0	4	0	0	0	14	10.8	
at Wright State	1/9/16	*	38	3	13	.231	0	1	.000	2	2	1.000	1	13	14	5.7	2	0	1	2	0	0	8	10.6	
at Oakland	1/14/16	*	39	5	13	.385	1	3	.333	10	12	.833	0	8	8	5.9	1	0	4	2	0	1	21	11.4	
at Detroit	1/16/16	*	35	4	11	.364	1	3	.333	0	0	.000	0	8	8	6.0	4	0	1	2	0	1	9	11.2	
GREEN BAY	1/21/16	*	38	5	9	.556	4	6	.667	4	4	1.000	0	8	8	6.1	1	0	4	2	0	0	18	11.6	
MILWAUKEE	1/23/16	*	29	2	6	.333	1	2	.500	3	4	.750	2	1	3	5.9	4	0	0	5	1	1	8	11.4	
at Cleveland State	1/28/16	*	32	2	8	.250	2	5	.400	4	4	1.000	1	4	5	5.9	2	0	4	1	0	2	10	11.3	
at Youngstown State	1/30/16	*	32	3	9	.333	1	4	.250	7	8	.875	1	3	4	5.8	5	1	4	1	0	1	14	11.5	
at UIC	2/4/16	*	40	5	7	.714	2	3	.667	4	4	1.000	1	5	6	5.8	2	0	2	2	0	1	16	11.7	
at Valparaiso	2/6/16	*	31	5	11	.455	2	5	.400	2	2	1.000	0	5	5	5.8	1	0	3	2	0	3	14	11.8	
WRIGHT STATE	2/13/16	*	37	1	8	.125	0	5	.000	0	0	.000	0	6	6	5.8	4	0	1	4	0	0	2	11.4	
<b>Totals</b>			<b>22</b>	<b>680</b>	<b>79</b>	<b>210</b>	<b>.376</b>	<b>27</b>	<b>76</b>	<b>.355</b>	<b>65</b>	<b>76</b>	<b>.855</b>	<b>14</b>	<b>113</b>	<b>127</b>	<b>5.8</b>	<b>52</b>	<b>2</b>	<b>42</b>	<b>47</b>	<b>5</b>	<b>33</b>	<b>250</b>	<b>11.4</b>

# 2015-16 NKU WOMEN'S BASKETBALL GAME NOTES

## KELLEY WIEGMAN



**22** 5-10  
**JUNIOR**  
**GUARD**  
 CINCINNATI, OHIO • MOTHER OF MERCY

### 2013-14 Atlantic Sun Conference Newcomer of the Week (Feb. 17, 2014)

**2014-15:** Played in 33 games and started 32 times...added 6.0 points and 2.7 rebounds per game...dished out 62 assists, which ranked second on the team, and collected 17 steals...blocked three shots...went 69-for-82 (.841) from the free-throw line to finish second in the Atlantic Sun Conference...scored a season-high 17 points on 4-for-6 shooting from the floor, going 3-for-4 from behind the 3-point arc, against Kennesaw State on Feb. 25...dished out a season-high six assists in the season opener against Delaware State on Nov. 14...pulled down a season-high seven rebounds, which tied her career high, against Cincinnati on Dec. 17.

**2013-14:** Saw action in every game and earned 27 starts...average 6.7 points and 3.4 rebounds per game...dished out a team-high 73 assists and collected a team-leading 34 steals...scored a career-high 19 points against Jacksonville on Feb. 15...earned Atlantic Sun Conference Newcomer of the Week honors on Feb. 17 after her career-high performance against Jacksonville.

**PRIOR TO NKU:** A 2013 graduate of Mother of Mercy High School in Cincinnati...helped lead the Bobcats to a 19-5 record as a senior...averaged 14 points, three rebounds and three assists per game during the 2012-13 season...earned first-team All-Girls' Greater Cincinnati League honors all four years and was named to the All-District 16 first team as a junior and senior as well...received Associated Press All-State Ohio honorable mention accolades in her final season with Mercy...also earned the Community Press Sportswoman of the Year award, the Archie Griffin Sportsmanship award and the "M" award from Mercy for outstanding academic and athletic accomplishments.

**PERSONAL:** Born on March 12, 1995...daughter of Mark and Marybeth Wiegman.

### NORTHERN KENTUCKY CAREER STATS & GAME HIGHS

Year	GP	GS	Min	Avg	Total			3-Point			F-Throw			Rebounds			PF	FO	Ast	TO	Blk	Stl	Pts	Avg	
					FG	FGA	Pct	FG	FGA	Pct	FT	FTA	Pct	Off	Def	Tot									Avg
2013-14	31	27	950	30.6	55	145	.379	14	48	.292	83	118	.703	35	70	105	3.4	64	1	73	58	0	34	207	6.7
2014-15	33	32	957	29.0	54	172	.314	21	69	.304	69	82	.841	31	57	88	2.7	62	2	62	56	3	17	198	6.0
2015-16	22	16	385	17.5	21	57	.368	15	32	.469	27	36	.750	14	30	44	2.0	37	0	29	25	0	9	84	3.8
<b>TOTAL</b>	<b>86</b>	<b>75</b>	<b>2292</b>	<b>26.7</b>	<b>130</b>	<b>374</b>	<b>.348</b>	<b>50</b>	<b>149</b>	<b>.336</b>	<b>179</b>	<b>236</b>	<b>.758</b>	<b>80</b>	<b>157</b>	<b>237</b>	<b>2.8</b>	<b>163</b>	<b>3</b>	<b>164</b>	<b>139</b>	<b>3</b>	<b>60</b>	<b>489</b>	<b>5.7</b>

#### SINGLE-GAME HIGHS

Points: 19, Jacksonville -- 2/15/14  
 Rebounds: 7, Cincinnati -- 12/17/14 ; Miami (Ohio) -- 12/7/13  
 Assists: 6, Kennesaw State -- 1/11/14 ; vs Delaware State -- 11/14/14  
 Steals: 5, at IUPUI -- 12/18/13  
 Blocks: 1, Jacksonville -- 02/19/15 ; at USC Upstate -- 02/28/15 ; at Stetson -- 3/11/15  
 FG made: 6, Jacksonville -- 2/15/14  
 FG attempts: 11, USC Upstate -- 01/17/15  
 3FG made: 5, Jacksonville -- 2/15/14  
 3FG attempts: 7, North Florida -- 02/21/15 ; Jacksonville -- 2/15/14 ; at Robert Morris -- 11/29/15  
 FT made: 9, at USC Upstate -- 01/02/14  
 FT attempts: 10, at USC Upstate -- 01/02/14 ; at North Florida -- 01/16/14 ; at Butler -- 12/15/13

### KELLEY WIEGMAN SEASON GAME-BY-GAME STATISTICS

Opponent	Date	GS	Min	TOTAL			3-PTS			FT	FTA	Pct	REBOUNDS			PF	FO	A	TO	Blk	Stl	Pts	Avg		
				FG	FGA	Pct	3FG	FGA	Pct				Off	Def	Tot									Avg	
at Miami	11/13/15	*	19	0	1	.000	0	1	.000	0	0	.000	0	0	0	0.0	3	0	2	1	0	1	0	0.0	
INDIANA STATE	11/15/15	*	15	0	5	.000	0	1	.000	0	0	.000	0	2	2	1.0	2	0	0	0	0	0	0	0.0	
at Cincinnati	11/18/15	*	18	0	4	.000	0	0	.000	3	6	.500	1	0	1	1.0	1	0	1	1	0	1	3	1.0	
MARQUETTE	11/21/15	*	28	2	4	.500	1	2	.500	2	2	1.000	1	4	5	2.0	4	0	3	5	0	1	7	2.5	
TENNESSEE TECH	11/27/15	*	24	2	3	.667	1	1	1.000	4	4	1.000	0	3	3	2.2	2	0	0	0	0	0	9	3.8	
at Robert Morris	11/29/15	*	36	4	7	.571	4	7	.571	0	0	.000	2	2	4	2.5	2	0	4	3	0	1	12	5.2	
KENTUCKY	12/2/15	*	21	1	2	.500	1	2	.500	0	0	.000	1	2	3	2.6	3	0	2	4	0	1	3	4.9	
IPFW	12/5/15	*	20	1	1	1.000	0	0	.000	2	4	.500	2	2	4	2.8	2	0	2	0	0	0	4	4.8	
WEST VIRGINIA STATE	12/13/15	*	10	0	2	.000	0	0	.000	0	0	.000	1	2	3	2.8	2	0	0	0	0	0	0	4.2	
IU-KOKOMO	12/16/15	*	13	4	5	.800	3	3	1.000	0	0	.000	0	0	0	2.5	1	0	2	1	0	0	11	4.9	
AKRON	12/19/15	*	29	0	3	.000	0	2	.000	2	2	1.000	0	3	3	2.5	4	0	1	1	0	0	2	4.6	
VALPARAISO	12/30/15	*	17	0	0	.000	0	0	.000	2	2	1.000	0	1	1	2.4	2	0	1	1	0	0	2	4.4	
UIC	1/1/16	*	18	0	0	.000	0	0	.000	0	0	.000	1	0	1	2.3	3	0	1	0	0	0	0	4.1	
at Wright State	1/9/16	*	19	0	1	.000	0	0	.000	0	0	.000	2	1	3	2.4	0	0	3	0	0	2	0	3.8	
at Oakland	1/14/16	*	7	0	1	.000	0	1	.000	0	0	.000	0	0	0	2.2	0	0	1	0	0	1	0	3.5	
at Detroit	1/16/16	*	9	1	3	.333	1	1	1.000	0	0	.000	1	1	2	2.2	0	0	1	0	0	0	3	3.5	
GREEN BAY	1/21/16		4	0	2	.000	0	2	.000	0	0	.000	0	0	0	2.1	0	0	1	0	0	0	0	3.3	
MILWAUKEE	1/23/16		30	3	5	.600	2	4	.500	4	6	.667	1	1	2	2.1	1	0	2	1	0	0	12	3.8	
at Cleveland State	1/28/16		17	1	3	.333	1	3	.333	8	10	.800	0	3	3	2.1	4	0	0	4	0	1	11	4.2	
at Youngstown State	1/30/16		13	1	1	1.000	1	1	1.000	0	0	.000	1	0	1	2.1	0	0	1	1	0	0	3	4.1	
at UIC	2/4/16		dnp																						
at Valparaiso	2/6/16		13	1	4	.250	0	1	.000	0	0	.000	0	3	3	2.1	1	0	1	1	0	0	2	4.0	
WRIGHT STATE	2/13/16		5	0	0	.000	0	0	.000	0	0	.000	0	0	0	2.0	0	0	0	1	0	0	0	3.8	
<b>Totals</b>			<b>16</b>	<b>385</b>	<b>21</b>	<b>57</b>	<b>.368</b>	<b>15</b>	<b>32</b>	<b>.469</b>	<b>27</b>	<b>36</b>	<b>.750</b>	<b>14</b>	<b>30</b>	<b>44</b>	<b>2.0</b>	<b>37</b>	<b>0</b>	<b>29</b>	<b>25</b>	<b>0</b>	<b>9</b>	<b>84</b>	<b>3.8</b>



# 2015-16 NKU WOMEN'S BASKETBALL GAME NOTES



**0-SHAR'RAE DAVIS**  
 •5-8 •R-Jr. •G  
 Grand Haven, Mich. • Grand Haven (Youngstown State)



**1-FAITH SANDERS**  
 •5-11 •So. •G  
 Savannah, Ga. • Jenkins



**3-REBECCA LYTTLE**  
 •6-0 •R-Jr. •G  
 Miramar, Fla. • Hollywood Christian (Michigan)



**4-MIKAYLA TERRY**  
 •5-11 •So. •F  
 Lansing, Mich. • Lansing Christian



**5-RIANNA GAYHEART**  
 •5-7 •Sr. •G  
 Owenton, Ky. • Owen County



**10-CHRISTINE ROUSH**  
 •5-11 •Sr. •G  
 Louisville, Ky. • Mercy Academy



**11-TARYN TAUGHER**  
 •5-8 •Fr. •G  
 Freeland, Mich. • Freeland



**12-COURTNEY ROUSH**  
 •6-0 •Sr. •G  
 Louisville, Ky. • Mercy Academy



**15-SARAH KINCH**  
 •5-9 •Jr. •G  
 Medina, Ohio • Medina



**22-KELLEY WIEGMAN**  
 •5-10 •Jr. •G  
 Cincinnati, Ohio • Mother of Mercy



**23-KASEY UETRECHT**  
 •6-1 •So. •F  
 Oregonia, Ohio • Clinton Massie



**24-MOLLY GLICK**  
 •5-11 •Fr. •F  
 Fostoria, Ohio • Arcadia



**44-MOLLY FRANON**  
 •6-2 •So. •F/C  
 Tinley Park, Ill. • Victor J. Andrew




**HC-DAWN PLITZUWEIT**  
 •4th Season •52-40 at NKU  
 Michigan Tech ('95)



**AC-LYNN PLETT**  
 •4th Season  
 Tabor ('75)



**AC-KARMEN GRAHAM**  
 •5th Season  
 Northern Kentucky ('07)



**AC-RUSS ROSE**  
 •2nd Season  
 Davenport ('07)



**GA-LAUREN STODOLA**  
 •2nd Season  
 Grand Valley ('13)