



# NJIT MEN'S BASKETBALL 2017-18

GAME 25: NJIT (12-12, 5-4) vs. FLORIDA GULF COAST UNIVERSITY (18-8, 9-0)

Thursday, Feb. 8, 2018 • 7:00 PM • Wellness and Events Center (WEC) • Newark, N.J. • **ESPN3**

2017-18 Record | ASUN: 12-12 | 5-4  
2016-17 Record | ASUN: 11-20 | 3-11  
ASUN Rank (Preseason): 13th (8th)  
NCAA RPI: 243  
All-Time vs. ASUN: 16-21  
Head Coach: Brian Kennedy  
Record at NJIT (2nd): 23-32  
Career Record (2nd): 23-32



2017-18 Record | ASUN: 18-8 | 9-0  
2016-17 Record | ASUN: 26-8 | 12-2  
ASUN Ranks (Preseason): 1st (1st)  
NCAA RPI: 135  
NJIT All-Time vs. FGCU: 1-4  
Head Coach: Joe Dooley  
Record at FGCU (5th): 109-54  
Career Record (9th): 166-106

910-817 ALL-TIME (SINCE 1922) • CIT SEMIFINALISTS 2015, 2016 • MEMBER OF THE ASUN CONFERENCE SINCE 2015

## 2017-18 SCHEDULE

### NOVEMBER (4-3)

11	WAGNER	L, 60-49
14	LAFAYETTE	W, 96-80
18	at No. 22 Seton Hall	L, 82-53
22	KEAN UNIVERSITY (NJ)	W, 116-63
25	DREXEL	W, 65-53
28	LIU BROOKLYN	W, 73-69
30	at No. 19 West Virginia	L, 102-69

### DECEMBER (3-4)

3	UMASS LOWELL	W, 78-65
7	at Rutgers	L, 73-64
9	IONA	L, 74-70
12	at Colgate	L, 87-76
16	FAIRLEIGH DICKINSON	W, 71-68
22	BRYN ATHYN (PA)	W, 99-53
28	at Buffalo	L, 86-81 OT

### JANUARY (4-5)

3	at Brown	L, 70-69
6	USC UPSTATE*	W, 98-87
11	at Stetson*	L, 80-67
13	at Florida Gulf Coast*	L, 68-54
18	NORTH FLORIDA*	W, 91-59
20	JACKSONVILLE*	L, 63-61
24	at Kennesaw State*	W, 66-60
27	LIPSCOMB*	L, 86-79 OT
29	KENNESAW STATE*	W, 74-71

### FEBRUARY (1-0)

3	at Lipscomb*	W, 81-77
8	FLORIDA GULF COAST*	7 PM
10	STETSON*	4 PM
15	at Jacksonville*	7 PM
17	at North Florida*	7 PM
22	at USC UPSTATE*	7 PM

### ASUN CHAMPIONSHIPS

26	ASUN Quarterfinals	TBD
----	--------------------	-----

### MARCH (0-0)

1	ASUN Semifinals	TBD
4	ASUN Finals	TBD

HOME GAMES IN CAPS  
\*ASUN Conference Game



**MBB CONTACT:**  
**MATT PROVENCE**  
**CELL: 610-504-1037**  
**njithoops@gmail.com**  
**@NJITHoops**

## BROADCAST INFORMATION:

Video: **ESPN3** Matt Provence (pbp); Dave Calloway (analyst)  
Audio: n/a

## HIGHLIGHTS:

- FGCU leads the all-time series with NJIT, **4-1** -- including a 68-54 win at Alico Arena on Jan. 13. In that game, Brandon Goodwin posted game highs in points (21), rebounds (10) and assists (8).
- FGCU has won three-straight meetings since NJIT's 68-59 home win in 2015-16. The Eagles swept last season with an 84-71 home win (Jan. 21) and an 80-73 victory in Newark (Feb. 16).
- This game features the ASUN's top two scoring defenses in FGCU (68.9) and NJIT (72.3).
- All-time, NJIT is **16-21** against ASUN foes, which does not include an **0-2** mark in the ASUN tournament. The Highlanders hold an **9-10** record in conference home games; **3-2** this season.
- In its last game, NJIT earned an 81-77 comeback victory at Lipscomb on Saturday. The Highlanders scored the final 14 points of the game to erase a 77-67 deficit with 3:35 remaining.
- Abdul Lewis**, who was named ASUN Player of the Week on Monday, set a career-high with 27 points (tied team high), while posting game-highs in rebounds (13), assists (5) and blocks (4). The last of his career-high four swats came on a game-tying attempt with 11 seconds left.
- In NJIT's two games last week, **Abdul Lewis** averaged 23.5 ppg, 10.5 rpg, 4.0 apg, 3.0 bpg.
- Anthony Tarke** scored 27 points to tie his career high, just set on Jan. 24 at KSU. He's finished in double digits for the sixth-straight contest (18.7 ppg) and for the 21st time this season.
- Zach Cooks** leads the ASUN in 3FG% in conference play (.586) and ranks third overall (.455).
- With a win, NJIT will go above .500 through 25 games for the fifth time in its history. The Highlanders were a program-best 15-10 in 2014-15, when they finished a program-best 21-12.

## RECORDS

Overall	12-12
Home	10-4
Away	2-8
Neutral	0-0
ASUN	5-4
Home	3-2
Away	2-2
Non-Conference	7-8
Home	7-2
Away	0-6
Neutral	0-0
Current streak	W2
Long. W streak	W3
Long. L streak	L3
Leading at Half	10-3
Tailing at Half	1-9
Tied at Half	1-0
Overtime	0-2
Travel Days	0-2
Day	7-6
Night (6 PM on)	5-6
Ranked Teams	0-2
Power Conf.	0-3
All-Time	139-224
Division I	111-224
Non Division I	28-0

## PROBABLE STARTERS

#	Name	PO	YR	HT	WT	Notes
0	Abdul Lewis	F	R-Jr.	6-10	225	• 2nd in ASUN in rpg (8.3), 2nd dbl-dbls (6), 6th FG% (.525), 19th ppg (11.5) Preseason All-ASUN • Leads in o-rpg (3.0*); *52nd in D-I...17th in D-I in active career rpg (8.4) ASUN POW, 1/29-2/4 • 2/3 at LU: Career-high 27 pts; game-highs in reb (13), ast (5) & blk (4) • Last 5 G: Averaging 17.0 ppg, 9.2 rpg, 2.4 bpg shooting .674 (31-for-46)
11	Shyquan Gibbs	G	Fr.	6-1	150	• Ranks 6th in ASUN in ast/TO (2.0)... Just 16 TO in last 19 G (39 ast; 428 M) /SHY-qwan/ • Would rank 4th in ASUN in 3FG% (.450; 18-for-40) if he qualified • Valedictorian led St. Anthony's HS to a NJ State Championship (26-0)
12	Anthony Tarke	G/F	Fr.	6-6	205	• 7th in ASUN in ppg (15.7), 8th rpg (6.1), 8th bpg (0.8) & 11th spg (1.3) /TARK/ • Preseason All-ASUN • Has led (or co-led) NJIT in scoring in 12 of 18, avg'g 17.4 ppg, 6.7 rpg ASUN POW, 12/11-17 • Last 4 G: 23.0 ppg; career-high 27 points on both 1/24 @ KSU, 2/3 @ LU • 2016-17: Ranked 7th in ASUN in FG% (.523), 9th spg (1.1), 11th o-rpg (1.6)
14	Reilly Walsh	G	So.	6-3	180	• Ranks 14th in ASUN in spg (1.2); Started all 24 G (1sts of NCAA career) ASUN All-Academic • Last 10 G: 5.9 ppg, 3.5 rpg... Last 12 G in ASUN (back to LY): 6.5 ppg
15	Diandre Wilson	G	Jr.	6-2	170	• Ranks 6th in ASUN in 3FG% (.412), 14th in spg (1.2), 24th in ppg (10.6) /dee-ON-dray/ • Last 4 G: 8.0 ppg... Averaging 17.9 ppg in college career (Mott/NJIT) • 2016-17 (Mott CC): NJCAA All-Amer. 1st-team; 22.3 ppg (11th in nation) <sup>c</sup> Co-Captains

## REST OF ROTATION

#	Name	PO	YR	HT	WT	Notes
1	Taj Price /TAAJ/	F	So.	6-7	210	• Last 6 G: 5.3 ppg, 3.0 rpg, 0.7 bpg in 10.2 mpg... 1/3 @ BU: 8 pts, 4 reb
2	San Antonio Brinson	F	Fr.	6-8	200	• Highest-rated recruit in program history; out of South Kent School (CT)
4	Zach Cooks	G	Fr.	5-9	155	• Leads ASUN in 3FG% in league play (.586; 17-29); 3rd overall (.455) • Also ranks 7th in spg (1.6), 16th in apg (2.0) and 35th in ppg (8.0)* * ASUN's 5th-leading FR scorer... Last 9 G: 10.0 ppg, .586 3FG% (17-29)
10	David Kachelries	G	Fr.	6-1	160	• Averaging 3.4 ppg in just 7.1 mpg on 21-for-36 FG (.583) this season
23	Shawndale Jones	G	Fr.	6-3	230	• ASUN's 6th-leading FR scorer (6.8)... Last 5 G: 2.4 ppg, 1.8 rpg... still... • Last 11 G: 7.5 ppg... Hoopseen.com: "Could be steal of class" in ASUN
32	Donovan Greer	G	Jr.	6-3	165	• Last 15 G: 3.5 ppg (55)... First 3: 1.0 ppg (1-13 FG)
34	Mohamed Bendary	F	Jr.	6-9	235	• 19th in ASUN in bpg (0.5), 35th rpg (3.4)... Career .663 FG% (112-169) /ben-DARR-ee/ • Last 9 G: 4.0 ppg, 4.1 rpg and 2.0 apg (includes only 2 starts of season)



### FGCU GRABS PRESEASON TOP SPOT; GOODWIN & AMINU COLLECT INDIVIDUAL HONORS

LAKEPOINT, GA -- After winning back-to-back ASUN Conference Men's Basketball Championship titles, FGCU was voted the favorites to three-peat in the Preseason Coaches & Media Polls. Lipscomb, which finished second during the regular season last year, was voted second in both polls, while North Florida followed the Bisons in third.

FGCU senior guard Brandon Goodwin was the unanimous selection for Preseason Player of the Year by the league's head coaches. He was a unanimous ASUN Newcomer of the Year last season and capped off his incredible year with ASUN Championship MVP honors after leading the Eagles to their third ASUN Men's Basketball Championship crown. Goodwin scored 18.2 PPG last season.

North Florida's Wajid Aminu took home the ASUN Preseason Defensive Player of the Year award. The reigning ASUN Freshman of the Year had 36 blocks last season, 20 of them coming in conference play. That mark set a new UNF freshman single-season record. He also corralled 6.5 rebounds per game.

NJIT rounded out the final selection by the league's head coaches and media poll.

#### PRESEASON COACHES POLL:

Rank (1st-Place Votes)	Total Pts
1. FGCU (7)	63
2. Lipscomb	55
3. North Florida (1)	46
4. USC Upstate	33
5. Kennesaw State	28
6. Stetson	22
7. Jacksonville	21
8. NJIT	20

#### PRESEASON MEDIA POLL:

Rank (1st-Place Votes)	Total Pts
1. FGCU (48)	398
2. Lipscomb	338
3. North Florida (2)	256
4. Jacksonville	206
5. Kennesaw State	190
6. USC Upstate	176
7. Stetson	116
8. NJIT	112

#### PRESEASON INDIVIDUAL HONORS:

##### Preseason Player of the Year:

Brandon Goodwin, FGCU

##### Defensive Player of the Year:

Wajid Aminu, North Florida

#### PRESEASON ALL-CONFERENCE TEAM:

Pos	Name	School	Year
*G	Brandon Goodwin	FGCU	Sr.
*G	Zach Johnson	FGCU	Jr.
*C	Nick Marberry	Lipscomb	Jr.
*G	Garrison Mathews	Lipscomb	Jr.
*G	Mike Cunningham	USC Upstate	Jr.
*G	Divine Myles	Stetson	Sr.
G	Nick Masterson	Kennesaw State	Sr.
F	Abdul Lewis	NJIT	Jr.
F	Anthony Tarke	NJIT	So.
F	Wajid Aminu	North Florida	So.

\* Denotes unanimous selection

### 2017-18 ASUN STANDINGS:

Standings	Conference				Overall							
	Rec	Win %	PF	PA	Rec	Win %	PF	PA	H	A	N	L10
FGCU	9-0	1.000	81.6	63.3	18-8	.692	79.7	68.9	12-3	6-5	0-0	10-0
Jacksonville	6-3	.667	72.3	72.1	12-14	.462	73.3	75.2	7-5	3-9	2-0	7-3
Lipscomb	5-4	.556	87.1	86.0	15-9	.625	81.2	78.4	8-2	7-7	0-0	6-4
NJIT	5-4	.556	74.6	72.3	12-12	.500	75.0	72.3	10-4	2-8	0-0	5-5
North Florida	5-4	.556	84.3	87.8	11-15	.423	80.2	87.3	8-2	3-12	0-1	6-4
Kennesaw State	3-6	.333	72.9	74.7	7-17	.292	70.9	76.8	6-6	1-11	0-0	4-6
Stetson	2-7	.222	74.9	80.0	10-16	.385	75.3	77.1	6-7	4-9	0-0	2-8
USC Upstate	1-8	.111	79.8	91.2	6-20	.231	75.0	84.3	5-5	0-14	1-1	1-9

### ASUN OFFENSIVE RANKINGS:

RK	NAME	GP	FG	PCT	3PT	PCT	FT	PCT	OFF	DEF	REB	AST	TO	STL	BLK	PF	PTS
1	Lipscomb	24	660-1506	43.8	188-588	32.0	441-622	70.9	11.2	29.1	40.3	14.8	15.3	5.8	3.2	20.8	81.2
2	North Florida	26	735-1652	44.5	286-768	37.2	328-435	75.4	10.1	25.4	35.5	14.7	14.8	5.5	3.6	15.6	80.2
3	FGCU	26	767-1562	49.1	172-495	34.7	367-502	73.1	11.0	28.6	39.6	15.3	14.4	7.0	3.0	18.4	79.7
4	Stetson	26	733-1680	43.6	206-593	34.7	285-426	66.9	9.2	25.4	34.6	14.8	10.8	7.3	2.7	18.3	75.3
5	NJIT	24	654-1444	45.3	185-515	35.9	307-454	67.6	10.9	24.9	35.8	14.1	13.8	8.3	3.5	19.0	75.0
6	USC Upstate	26	706-1641	43.0	261-757	34.5	276-382	72.3	10.5	22.3	32.8	14.5	12.0	6.3	2.5	17.7	75.0
7	Jacksonville	26	712-1599	44.5	163-481	33.9	319-489	65.2	10.3	25.9	36.2	12.3	14.8	7.5	3.3	16.3	73.3
8	Kennesaw State	24	624-1401	44.5	126-359	35.1	328-483	67.9	10.3	22.7	33.0	14.3	13.7	7.1	3.2	17.6	70.9

### ASUN DEFENSIVE RANKINGS:

RK	NAME	GP	FG	PCT	3PT	PCT	OFF	DEF	REB	MAR	AST	TO	STL	BLK	PF	PTS
1	FGCU	26	637-1552	41.0	182-586	31.1	10.2	22.0	32.2	7.4	12.0	13.7	7.0	2.7	18.0	68.9
2	NJIT	24	635-1404	45.2	156-461	33.8	10.1	25.2	35.3	0.5	12.5	15.0	6.4	4.4	17.4	72.3
3	Jacksonville	26	717-1614	44.4	187-614	30.5	10.6	27.1	37.7	-1.5	13.4	15.1	6.9	3.6	17.3	75.2
4	Kennesaw State	24	684-1454	47.0	166-498	33.3	11.3	24.5	35.9	-2.8	14.5	13.3	6.2	2.8	17.3	76.8
5	Stetson	26	707-1541	45.9	216-581	37.2	9.6	29.4	39.0	-4.5	14.1	14.5	5.6	3.6	15.7	77.1
6	Lipscomb	24	654-1468	44.6	175-525	33.3	8.9	27.6	36.5	3.8	13.5	15.3	6.8	4.8	22.1	78.4
7	USC Upstate	26	768-1554	49.4	239-573	41.7	10.8	27.7	38.5	-5.7	18.8	12.0	5.0	2.3	14.8	84.3
8	North Florida	26	891-1860	47.9	169-515	32.8	13.9	27.6	41.5	-6.0	17.7	11.3	8.6	3.8	16.3	87.3

### SCORING LEADERS:

RK	PLAYER	CL	GP	FG	3FG	FT	PTS	PPG
1.	MATHEWS, Garrison-LIP	JR	24	159	62	156	536	22.3
2.	GOODWIN, Brandon-FGCU	SR	25	152	24	109	437	17.5
3.	MYLES, Divine-STET	SR	25	154	29	85	422	16.9
4.	SCOTT, James-KSU	SO	23	144	42	53	383	16.7
5.	HOGAN, Jace-JU	JR	20	139	3	48	329	16.5
6.	NOTAE, JD-JU	FR	26	152	46	60	410	15.8
7.	TARKE, Anthony-NJIT	SO	24	135	36	71	377	15.7
8.	MARBERRY, Rob-LIP	JR	24	151	0	68	370	15.4
9.	JOHNSON, Zach-FGCU	JR	26	141	39	67	388	14.9
10.	MASTERTON, Nick-KSU	SR	24	118	53	52	341	14.2

### FIELD GOAL% LEADERS:

RK	PLAYER	CL	GP	FG	FGA	Pct
1.	HINTON, Jalyn-JU	FR	25	89	140	.636
2.	MARBERRY, Rob-LIP	JR	24	151	260	.581
3.	DAY, Trip-UNF	FR	26	116	201	.577
4.	MASTERTON, Nick-KSU	SR	24	118	221	.534
5.	HORCHLER, Noah-UNF	SO	26	115	216	.532
6.	LEWIS, Abdul-NJIT	JR	22	93	177	.525
7.	HOGAN, Jace-JU	JR	20	139	272	.511
8.	MYLES, Divine-STET	SR	25	154	308	.500
9.	TERRELL, Christian-FGCU	SR	26	105	210	.500
10.	IYIOLA, Abayomi-STET	FR	26	105	215	.488

### REBOUNDING LEADERS

RK	PLAYER	CL	GP	OFF	DEF	TOT	RPG
1.	HORCHLER, Noah-UNF	SO	26	69	155	224	8.6
2.	LEWIS, Abdul-NJIT	JR	22	65	118	183	8.3
3.	PEPPER, Eli-LIP	JR	24	47	146	193	8.0
4.	HARRIS, Devin-JU	SR	23	25	138	163	7.1
5.	AMINU, Wajid-UNF	SO	21	41	103	144	6.9
6.	HOGAN, Jace-JU	JR	20	48	83	131	6.6
7.	MOORE, Malik-UPST	JR	26	42	120	162	6.2
8.	TARKE, Anthony-NJIT	SO	24	36	111	147	6.1
9.	IYIOLA, Abayomi-STET	FR	26	62	97	159	6.1
10.	MARBERRY, Rob-LIP	JR	24	48	93	141	5.9

### ASSIST LEADERS

RK	PLAYER	CL	GP	No.	APG
1.	GANDIA-ROSA, Ivan-UNF	SO	26	151	5.8
2.	HARRIS, Devin-JU	SR	23	116	5.0
3.	GOODWIN, Brandon-FGCU	SR	25	120	4.8
4.	RIVERA, Angel-STET	SR	26	118	4.5
5.	SPAN, Jure-UPST	JR	26	111	4.3
6.	MYLES, Divine-STET	SR	25	106	4.2
7.	COOPER, Kenny-LIP	SO	22	84	3.8
8.	MASTERTON, Nick-KSU	SR	24	78	3.3
9.	CUNNINGHAM, Mike-UPST	JR	25	77	3.1
10.	JOHNSON, Zach-FGCU	JR	26	80	3.1

### STEALS LEADERS

RK	PLAYER	CL	GP	No.	SPG
1.	JOHNSON, Zach-FGCU	JR	26	56	2.2
2.	COOPER, Kenny-LIP	SO	22	43	2.0
3.	NOTAE, JD-JU	FR	26	49	1.9
4.	HARRIS, Devin-JU	SR	23	41	1.8
5.	SCOTT, James-KSU	SO	23	39	1.7
6.	MYLES, Divine-STET	SR	25	41	1.6
7.	COOKS, Zach-NJIT	FR	24	39	1.6
8.	GLASFORD, B.J.-STET	SR	26	37	1.4
9.	HOOKER, Tyler-KSU	SO	24	33	1.4
10.	BLOUNT, Osborn-UNF	SR	26	35	1.3

### BLOCKS LEADERS

RK	PLAYER	CL	GP	No.	BPG
1.	HORCHLER, Noah-UNF	SO	26	41	1.6
2.	AMINU, Wajid-UNF	SO	21	22	1.0
3.	HINTON, Jalyn-JU	FR	25	25	1.0
4.	LEWIS, Abdul-NJIT	JR	22	21	1.0
5.	DOYLE, Ricky-FGCU	JR	21	19	0.9
6.	THOMPSON, Ramel-UPST	SR	26	23	0.9
7.	DENNIS, Larry-STET	SR	26	22	0.8
8.	TARKE, Anthony-NJIT	SO	24	20	0.8
9.	MARBERRY, Rob-LIP	JR	24	19	0.8
10.	LOCKLEY, Bryson-KSU	SO	22	17	0.8

### 3FGM LEADERS

RK	PLAYER	CL	GP	No.	3PG
1.	ESCOBAR, JT-UNF	SO	26	79	3.0
2.	CUNNINGHAM, Mike-UPST	JR	25	65	2.6
3.	MATHEWS, Garrison-LIP	JR	24	62	2.6
4.	GANDIA-ROSA, Ivan-UNF	SO	26	61	2.3
5.	MASTERTON, Nick-KSU	SR	24	53	2.2
6.	SAMS, Garrett-UNF	SO	21	45	2.1
7.	MERCURIUS, Dinerio-FGCU	JR	23	47	2.0
8.	DOYLE, Luke-STET	SR	26	52	2.0
9.	THOMPSON, Ramel-UPST	SR	26	52	2.0
10.	ROSE, Matt-LIP	JR	24	46	1.9

### 3FG% LEADERS

RK	PLAYER	CL	GP	FG	FGA	Pct
1.	MASTERTON, Nick-KSU	SR	24	53	107	.495
2.	MERCURIUS, Dinerio-FGCU	JR	23	47	102	.461
3.	COOKS, Zach-NJIT	FR	24	30	66	.455
4.	BURKHARDT, Ryan-UNF	FR	24	28	63	.444
5.	ESCOBAR, JT-UNF	SO	26	79	183	.432
6.	WILSON, Diandre-NJIT	JR	24	35	85	.412
7.	SAMS, Garrett-UNF	SO	21	45	110	.409
8.	RIVERA, Angel-STET	SR	26	28	69	.406
9.	NOTAE, JD-JU	FR	26	46	115	.400
10.	TERRELL, Christian-FGCU	SR	26	39	98	.398

# HIGHLANDERS BY THE NUMBERS

**1**      **2**      **3**      **13**      **27**

Senior (G/F **Chris Jenkins**) on NJIT's roster, after losing four senior starters. Seven of the 13 Highlanders are underclassmen.

Years as NJIT Head Coach for **Brian Kennedy**, who started as top assistant at NJIT for his first four seasons on staff.

Years as member of the ASUN after two seasons as an independent. NJIT was in the Great West Conference from 2009-13.

Games sophomore **Anthony Tarke**, has led NJIT in scoring this season, including in 12 of the last 18 contests (17.4).

Points marking career-highs for **Abdul Lewis** and **Anthony Tarke** at Lipscomb, tying NJIT's 2017-18 single game-high.

## WE THREE KINGS, PART 1:

NJIT leads the ASUN in three-point percentage during conference play at .406 (73-for-180) -- which leads the league by a whopping .046 over second-ranked Jacksonville (.360)... Freshman **Zach Cooks** leads in individual conference-only ranks on a blistering 17-for-29 (.586)... Overall, the Highlanders have moved up to second in the ASUN for the season at .359 (UNF leads at .359)... Individually, Cooks ranks third at .455 while junior **Diandre Wilson** places sixth at .412. Sophomore Shyquan Gibbs would rank fourth (.450) if he had enough attempts to qualify.

## WE THREE KINGS, PART 2:

With a win tonight, NJIT will match its season-high with a three-game winning streak, set Nov. 22-28 with home wins against Kean, Drexel and LIU. A victory would also match a career-best winning streak for head coach **Brian Kennedy**, whose team also won three in a row last season from Dec. 22 - Jan. 4, 2016 (Dean College, at Stony Brook, Brown). The last Highlanders' winning streak of greater than three was a five-game surge during the 2015-16 season, when they scored victories against Kennesaw State (2), Lipscomb, Stetson and FGCU from Jan. 30 through Feb. 13 under **Jim Engles**.

## MUSIC CITY MIRACLE:

NJIT had an improbable comeback victory on Saturday at Lipscomb, erasing a 10-point deficit with 3:35 left to play. The Highlanders scored the final 14 points of the game for a 81-77 win. Sophomore **Anthony Tarke** scored nine points in the run -- including the go-ahead triple with 51 seconds remaining to give NJIT its first lead of the second half. Tarke tied his career-high with 27 points while setting a career-high five treys. Junior **Abdul Lewis** also scored 27 points -- his career high -- while notching game-highs in rebounds (13), assists (5) and blocks (4). The last of his career-high-tying four swats came on a game-tying shot attempt by Kenny Cooper with just 11 seconds remaining. The win snapped the Highlanders' four-game skid to the Bisons.

## AB-NORMAL WEEK:

On Monday, junior **Abdul Lewis** was named ASUN Player of the Week for Jan. 29 through Feb. 4 -- becomes the second Highlanders player to earn weekly honors this season. It also marked the first time in his career he received the award. Aside from his monster performance at Lipscomb on Saturday, the Newark native paced NJIT with 20 points while grabbing a team-high-tying eight boards in a 74-71 home victory over Kennesaw State on Monday... Overall, Lewis stuffed the stat sheet over the pair of games, averaging 23.5 points, 10.5 rebounds, 4.0 assists and 3.0 blocks per game. He also shot a very efficient 68.0-percent (17-for-25) from the floor and a perfect 2-for-2 from beyond the arc... Earlier this season, sophomore Antony Tarke became the first Highlander to earn ASUN Player of the Week honors when he averaged 19.0 ppg, 5.0 rpg, 3.0 apg and 1.5 spg over a pair of contests from Dec. 11-17

## THOU SHALT STEAL:

NJIT ranks 15th in the nation and first the ASUN in steals per game at **8.3** -- a total that is 0.8 spg higher than the second best mark in the conference held by Jacksonville (7.5)... The Highlanders boast five players in the Top 18 of the ASUN in spg, as freshman **Zach Cooks** leads the team and ranks seventh (1.6), sophomore **Anthony Tarke** sits 11th (1.3), juniors **Reilly Walsh** and **Diandre Wilson** are tied for 14th (1.2) and sophomore **Shyquan Gibbs** rounds out the group at 18th (1.0).

## DEFENSE WINS...:

With their 66-60 win at Kennesaw State on Jan. 24, the Highlanders made it four-straight game in holding opponents under 70 points. Last Thursday (Jan. 18), NJIT posted a 91-59 home win over North Florida -- becoming just the third team this season to hold the ASUN's top scoring offense (80.2) to under 60 points (Missouri, LSU)... **NJIT ranks second in the ASUN in scoring defense, allowing 72.3 points per game (FGCU leads at 68.9 ppg)**... The Highlanders' efforts have also included holding high-scoring Drexel (79.0) to 53 points on Nov. 25, LIU Brooklyn (82.9) to 69 points on Nov. 28, UMass Lowell (83.1) to 65 on Dec. 3 and FGCU (79.2) to 68 on Jan. 13... Last year, NJIT finished second in the ASUN at 74.8 ppg.

## SINGLE SEASON PPG LEADERS

Rk	PPG	Name	Years
1	20.6	Damon Lynn (SR)	2016-17
2	18.3	Damon Lynn (JR)	2015-16
3	17.5	Damon Lynn (SO)	2014-15
4	17.2	Damon Lynn (FR)	2013-14
5	16.9	Chris Flores (SR)	2012-13
6	16.2	Isaiah Wilkerson (SR)	2011-12
7	15.7	Anthony Tarke (SO)	2017-18

## SINGLE SEASON RPG LEADERS

Rk	PPG	Name	Years
1	8.5	Abdul Lewis (SO)	2016-17
2	8.3	Abdul Lewis (JR)	2017-18
3	8.1	Nesho Milosevic (JR)	2007-08
4	7.5	Tim Coleman (JR)	2015-16
5	7.0	Nesho Milosevic (SO)	2006-07
6	6.9	Tim Coleman (SR)	2016-17
7	6.6	Isaiah Wilkerson (SR)	2016-17

## NJIT: QUICK FACTS

### UNIVERSITY INFORMATION

Location:	University Heights, Newark, NJ
Founded:	1881
Enrollment:	11,400 (undergraduate & graduate)
Nickname/Colors:	Highlanders/Red & White (Blue accent)
Affiliation:	NCAA Division I
Transition to Division I:	2006-07
Conference:	Atlantic Sun (3rd season)
University President:	Dr. Joel Bloom EdD
Director of Athletics:	Lenny Kaplan
Athletic Dept. Phone:	973-596-3636
NJIT website:	www.njit.edu
Athletics website:	www.njithighlanders.com
Tickets website:	www.njittix.com
Twitter:	@NJITHoops
Facebook:	NJIT Men's Basketball

### HEAD COACH BRIAN KENNEDY

Alma Mater:	Monmouth '90
Seasons:	2nd as Head Coach (6th season at NJIT)
Career Record:	23-32 (.418); 55 games
ASUN Record:	8-15 (.348); 0-1 in Postseason

### TEAM INFORMATION

Assistant Coaches:	Jeff Rafferty (2nd season)
	Stephen Sauers (1st season)
	Kim Waiters (3rd season)
Dir. of Basketball Ops:	Joe Gutowski (1st season)
Athletic Trainer:	Matt Koscs
2016-17 Record:	11-30
2016-17 Postseason:	n/a
Final RPI:	293
Returning/Lost (Starters):	8/5 (1/4)

### SPORTS INFORMATION

Men's BB Contact:	Matt Provence
Phone / Email:	610-504-1037 / provence@njit.edu
Assistant SID:	Stephanie Pillari
Phone / Email:	973-596-8324 / pillari@njit.edu

### PROGRAM RECORDS

Inaugural Season:	1922
All-Time Record:	910-817 (.527) / 1,727 games
Pre-NCAA (1922-73):	264-270 (.494)
Division III Era (1974-96):	368-160 (.697) / 528 games
Division II Era (1997-06):	118-133 (.470) / 251 games
Division I Era (2006-pres):	139-224 (.383) / 363 games
Vs. Division I Teams:	111-224 (.331) / 335 games
Vs. Division III Teams:	21-0 (1.000)
Vs. Non NCAA Teams:	7-0 (1.000)
Conference Titles (Reg):	1 (Great West 2012-13)
Conference Titles (Tour):	0
National Postseason Tour:	6-2

### WELLNESS & EVENTS CENTER (WEC)

Address:	100 Lock St., Newark, NJ, 07102
Year Opened:	2017
Capacity:	3,500
Home Record (WEC):	10-4 (.714) / 14 games
Home Record (D-I Era):	97-64* (.602) / 161 games
Home Record (Kennedy):	18-8 (.692) / 26 games
Home Record (Conference):	26-12** (.684); doesn't inc. ASUN tourney

\*Does not include 0-9 in home games at Prudential Center

\*\*Does not include 0-2 in conference home games at Prudential Center

### ASUN CONFERENCE

Established:	1978
Former Name:	Trans America Athletic Conf. (1978-01)
Number of Teams:	8
Headquarters:	Macon, Georgia
Commissioner:	Ted Gumbart (since 2007)
Asst Commissioner (Media):	Patrick McCoy
Website:	www.asunsports.org
2016-17 Champs (Reg):	Florida Gulf Coast
2016-17 Champs (Tour):	Florida Gulf Coast
NJIT All-Time Record:	16-21 (.432); doesn't inc. ASUN tournament
NJIT Tournament Record:	0-2 (.000)



### TARKE DIRTY TO ME!:

Sophomore **Anthony Tarke** has been on a scoring barrage, tallying a career-high 27 points twice over his last four games (Jan. 24 at KSU; Feb. 3 at LU) -- during which time he's averaging 23.0 ppg (92). He's now reached the 20-point plateau seven times this season... Further, Tarke has led (or co-led) NJIT in scoring in 12 of the last 18 contests -- and 13 times overall. During these last 18 affairs, he's averaging **17.4** ppg (314) and **6.7** rpg (120)... At Rutgers (Dec. 12), the Gaithersburg, Md., native recorded game-highs in both points (19) and rebounds (12) for his first double-double of the season and fourth of his career... *Going back to last season, Tarke has led NJIT in scoring in 16 of the last 27 (59.3%) games, averaging 16.0 ppg (431) in the span.*

- He currently ranks 7th in the ASUN in ppg (15.7); 4th in conference play (18.0).
- He also sits 8th in rpg (6.1), 8th in bpg (0.8), 11th in spg (1.3), 23rd in apg (1.8).
- He was named ASUN Player of the Week for Dec. 11-17, averaging 19.0 ppg, 5.0 rpg, 3.0 apg in 2 G.
- The preseason All-ASUN selection and member of the 2017 ASUN All-Freshman finished his first NCAA campaign ranked sixth in the ASUN in FG% (.522), ninth in spg (1.1), tied for ninth in o-rpg (1.6) 18th in rpg (4.7) and 24th in apg (9.9).
- His total of 307 points was the most by an NJIT freshman since **Damon Lynn** scored 500 points in 2013-14. Tarke also led all freshmen in scoring in ASUN conference play at 12.5 ppg.

### AB-NORMAL!:

Junior **Abdul Lewis** was named *NJHoops.com* Division-I Player of the Week on Jan. 22 and ASUN Player of the Week on Feb. 5 -- when he averaged 23.5 ppg, 10.5 rpg, 4.0 apg and 3.0 bpg over two contests from Jan. 29 through Feb. 4. He also shot a very efficient 68.0-percent (17-for-25) from the floor and a 2-for-2 from deep.

- Over his last five games, he's averaging 17.0 ppg (85), 9.2 rpg (46) and 2.4 bpg (12), shooting .674 (31-for-46) from the floor.
- Earlier this season, Lewis had another monster performance against LIU Brooklyn on Nov. 28 in which he posted game-highs in points (23) and rebounds (18) while dishing out a team-high four assists. The Newark native was one point shy of his career-high scoring output set at Florida Gulf Coast on Jan. 21, 2017, and one rebound short of his NJIT single-game record of 19 set Jan. 19, 2017 at Stetson.
- Lewis ranks second the ASUN in rpg (8.3) -- a figure that ranks **77th** in Division-I. He leads the conference in offensive rpg (3.0), which ranks **52nd** in the nation.
- He also sits 17th among all active D-I players in career rebounding average at **8.4** rpg. He has led (or co-led) NJIT in rebounds in 13 of his 22 games this season.
- The junior also ranks fourth in the ASUN in bpg (1.0), sixth in FG% (.525), 15th in apg (2.0) and 19th in ppg (11.5)... He's averaging 14.7 ppg in ASUN play.
- The 6'10" big also ranks second in the conference -- and **99th** in the nation -- in double-doubles (6) after starting his season with 12 points and a game-high 12 rebounds against Wagner (Nov. 11) and 10 points and a game-high 15 rebounds against Lafayette (Nov. 14)... He logged five double-doubles in his first year at NJIT in 2016-17, one short of Tim Coleman's team-high
- Going back to last season, the South Alabama transfer is averaging **12.5** ppg (426) and **8.9** rpg (303) over his last 34 contests.
- Last year, Lewis also set the NJIT single-season rebounding record (264).

### WHAT'S COOKIN':

**Zach Cooks** is averaging 8.0 ppg this season -- a figure that ranks fifth among all ASUN freshmen. He also ranks fifth in NJIT program history for freshmen scoring.

- During ASUN play, he is averaging 10.0 ppg (90) while shooting .466 FG (27-for-58) and a spectacular .586 3FG (17-for-29) from deep -- which leads the league.
- For the season, the Lawrenceville, Ga., native ranks third in the ASUN in 3FG% (.455), seventh in spg (1.6), 16th in apg (2.0) and 35th in ppg (8.0).

### DON'T FORGET ABOUT 'DRE:

Junior **Diandre Wilson** led NJIT in scoring with a career-high 23 points at Buffalo on Dec. 28. He has led the Highlanders in points in three of the last 11 affairs and in four overall this season. Over his past 14 contests, the junior is averaging **10.4** ppg (146) while shooting **.429** (24-for-56) from deep. Twice this season, he scored 10+ points in four-straight games (Nov. 22-30; Dec. 12-28).

- The transfer from Mott C.C. (Flint, Mich.) currently ranks sixth in the ASUN in 3FG% (.412), 14th in spg (1.2) and 24th in ppg (10.6).
- In his college career, he is averaging **17.9** ppg between Mott (NJCAA) and NJIT.
- It took just two games for Wilson make his presence felt at the D-I level, as he scored a game-high 20 points versus Lafayette on Nov. 14 -- shooting an impressive 7-for-9 from the floor, 3-for-4 from deep.
- The Fort Lauderdale native scored 1,253 career points in two seasons at Mott.
- Last year, he ranked 11th in the nation with 22.3 ppg en route to being honored as a NJCAA All-American First-Team selection. Wilson scored in double-figures in 29 games and posted six 30-plus-point efforts in guiding Mott to a 25-7 record and a trip to the NJCAA District 10 Tournament semifinals.
- As a freshman in 2015-16, he led the nation in free throw attempts (290) and ranked 19th in scoring (19.5 ppg).

### ONCE BITTEN, TWICE SHY:

Sophomore **Shyquan Gibbs** committed one turnover against Colgate on Dec. 12 -- snapping a streak of five-consecutive games without a TO from Nov. 28 through

Dec. 9. During the remarkable streak, the point guard played 123 minutes and handed out 10 assists. *Still, over the past 19 games, he's recorded 39 assists with just 16 turnovers in 428 minutes -- an average of one TO every 26.8 minutes.*

- Gibbs currently ranks sixth in the ASUN in assists-to-turnover ratio (2.0), 18th in spg (1.0) and 21st in apg (1.9).
- He would rank fourth in the ASUN in three-point field-goal percentage (.450; 18-for-40) if he had enough attempts to qualify (KSU's Masterson leads at .495).

### F-U-N vs. U-N-F:

Last Thursday (Jan. 18), NJIT enjoyed a 91-59 home defeat of UNF. The 32-point margin of victory was the Highlanders' largest in an ASUN contest and their biggest win over a Division-I opponent since a 94-51 rout of Longwood University on Feb. 25, 2012. Eleven different players scored for NJIT, which finished with 25 assists -- the team's highest output against a Division-I opponent this season. In fact, starters combined to shoot 20-for-29 (.690) FG, 8-9 (.889) 3FG. The Highlanders finished at 52.9-percent (37-for-70) from the floor and for the game and 50.0-percent (11-for-22) from beyond the arc.

### #PROTECTTHEWEC:

After calling Fleisher Athletic Center "home" for the past 50 years, NJIT has a new court in the state-of-the-art Wellness and Events Center (WEC) beginning with the 2017-18 season -- and have started **11-4...** The WEC is a three story, 220,000-square-foot building that features a 3,500-seat basketball arena that compares favorably with many Division-I mid-major facilities throughout the country. The design of the \$102 M building features a number of flexible spaces that can be quickly configured to support the numerous and varied missions of the university community. Designed and engineered by AECOM and built by Torcon, the exterior design reinforces the university's position as a leader in engineering and technology education, featuring a 52-foot-high glass wall on the north facade that offers an excellent view of the adjacent athletic field as well as NJIT's academic campus. Previously, the Highlanders played in Fleisher Athletic Center since 1967 and posted an 8-4 record there last season and an 87-60 mark during its Division-I era.

### THE YOUNG AND THE... TALENTED!:

*"I'm very impressed with NJIT's 2017 class. Their speed, athleticism and basketball savvy are what it takes to build a solid program in the Atlantic Sun Conference."*

-- **Adam Finkelstein**, National Recruiting Analyst for ESPN, Recruiting Nation

Head Coach **Brian Kennedy** welcomes in the highest-rated recruiting class in the history of the program which, by many sources, was ranked as the top recruiting class in the ASUN this season... Forward **San Antonio Brinson** (Augusta, Ga.) in a 6-foot-8, 200-pounder arrives at NJIT as one of the highest-rated recruits in program history after attending South Kent School (CT)... **Zach Cooks** (Lawrenceville, Ga.), who figures to handle a share of the point guard duties, displayed both excellent ball-handling and play-making abilities while at Berkmar High School in Lilburn, Ga... **Shawndale Jones** (Pittsburgh, Pa.) is a 6-3 combo guard who athleticism shined not only on the hardwood, but also on the gridiron as a WR/CB at The Kiski School in Saltsburg, Pa. In its recap of all ASUN early signings, *Hoopseen.com* commented that Jones "could be the steal of the class"... Guard **David Kachelries** (Emmaus, Pa.), described as playing with an incredibly high motor, finished his high school career as Emmaus' all-time leading scorer with 1,910 points.

### THREE MORE HIGHLANDERS GO PRO:

Three members of NJIT's Class of 2017 are playing basketball professionally. Guard **Damon Lynn** (Hillside, NJ) was signed by BC Šiauliai of the Lithuanian Basketball League (LVL). Meanwhile, guards **Tim Coleman** (Union, NJ) and **Rob Ukawuba** (East Brunswick, NJ) both signed in the National Basketball League of Canada.

### HIGHLANDERS SIGN KJELL DE GRAAF FOR 2018:

NJIT men's basketball head coach Brian Kennedy announced that Kjell De Graaf has signed a national letter of intent to attend NJIT and play basketball for the Highlanders beginning in the fall of 2018.

De Graaf, a 6-foot-10 native of Rotterdam, Netherlands, is currently playing for the Canarias Basketball Academy in Gran Canaria, Spain. This season, he is averaging 14.5 points per game and 7.2 rebounds per game while shooting 45-percent from three-point territory for the Elite A Team.

"We are very excited to have Kjell join our family here at NJIT," said Kennedy. "He is regarded as one of the highest rated scholar-athletes in all of Europe and plays at the prestigious school, The Academy in Spain/Gran Canaria."

The Academy, considered the top prep school in Europe both academically and athletically, has sent over 80 players to Division-I schools in recent years.

A very good student, De Graaf is interested in NJIT's Honors Program and in studying either chemical engineering or biomedical engineering. He is currently a post-graduate student after spending his first two years of high school at The Thornbecke Voortgezet Onderwijs (Holland) and his last two at The Canterbury School (Gran Canaria, Spain).

De Graaf has also played on the Netherlands Junior National Team since he was 14 years old and was a member of the 14u European Championship team in 2013. He committed to NJIT after also considering Fordham, New Mexico, Old Dominion, Bucknell and Gonzaga.

## NJIT - GAME HIGHS

POINTS	116	KEAN (11/22/17)
	99	BRYN ATHYN (12/22/17)
	98	USC UPSTATE (1/6/18)
	96	LAFAYETTE (11/14/17)
	91	NORTH FLORIDA (1/18/18)
FIELD GOALS MADE	44	KEAN (11/22/17)
	39	BRYN ATHYN (12/22/17)
FIELD GOAL ATTEMPTS	75	at Rutgers (12/7/17)
	72	BRYN ATHYN (12/22/17)
FIELD GOAL PERCENTAGE	.677	44-65 KEAN (11/22/17)
	.543	38-70 LAFAYETTE (11/14/17)
3 PT FIELD GOALS MADE	14	KEAN (11/22/17)
	13	LAFAYETTE (11/14/17)
3 PT FG ATTEMPTS	32	BRYN ATHYN (12/22/17)
	29	at Stetson (01/11/18)
3 PT FG PERCENTAGE	.583	14-24 KEAN (11/22/17)
	.526	10-19 at Lipscomb (02/03/18)
FREE THROWS MADE	24	KENNESAW STATE (1/29/18)
	24	USC UPSTATE (1/6/18)
FREE THROW ATTEMPTS	32	KENNESAW STATE (1/29/18)
	30	WAGNER (11/11/17)
FREE THROW PERCENTAGE	.828	24-29 USC UPSTATE (1/6/18)
	.824	14-17 at Buffalo (12/28/17)
	.824	14-17 KEAN (11/22/17)
REBOUNDS	53	BRYN ATHYN (12/22/17)
	44	NORTH FLORIDA (1/18/18)
ASSISTS	32	KEAN (11/22/17)
	25	NORTH FLORIDA (1/18/18)
	25	BRYN ATHYN (12/22/17)
STEALS	16	KEAN (11/22/17)
	15	at Rutgers (12/7/17)
BLOCKED SHOTS	13	BRYN ATHYN (12/22/17)
	6	LIPSCOMB (1/27/18)
TURNOVERS	19	JACKSONVILLE (1/20/18)
	19	at West Virginia (11-30-17)
FOULS	26	LIPSCOMB (1/27/18)
	26	DREXEL (11/25/17)

## OPPONENT - GAME HIGHS

POINTS	102	at West Virginia (11-30-17)
	87	USC UPSTATE (1/6/18)
	87	at Colgate (12/12/17)
	86	LIPSCOMB (1/27/18)
	86	at Buffalo (12/28/17)
FIELD GOALS MADE	35	at West Virginia (11-30-17)
	33	USC UPSTATE (1/6/18)
FIELD GOAL ATTEMPTS	71	at West Virginia (11-30-17)
	69	at Buffalo (12/28/17)
FIELD GOAL PERCENTAGE	.600	30-50 at Colgate (12/12/17)
	.580	29-50 at Rutgers (12/7/17)
3 PT FIELD GOALS MADE	14	at West Virginia (11-30-17)
	12	USC UPSTATE (1/6/18)
3 PT FG ATTEMPTS	34	at West Virginia (11-30-17)
	31	NORTH FLORIDA (1/18/18)
3 PT FG PERCENTAGE	.500	10-20 IONA (12/9/17)
	.500	10-20 LAFAYETTE (11/14/17)
	.500	6-12 KENNESAW STATE (1/29/18)
FREE THROWS MADE	29	LIPSCOMB (1/27/18)
	22	LIU BROOKLYN (11/28/17)
FREE THROW ATTEMPTS	34	LIPSCOMB (1/27/18)
	28	at Buffalo (12/28/17)
FREE THROW PERCENTAGE	.880	22-25 LIU BROOKLYN (11/28/17)
	.857	12-14 IONA (12/9/17)
REBOUNDS	45	at Lipscomb (02/03/18)
	44	at Buffalo (12/28/17)
ASSISTS	19	at FGCU (1/13/18)
	19	at Seton Hall (11/18/17)
STEALS	11	at Kennesaw State (1/24/18)
	11	at FGCU (1/13/18)
	11	BRYN ATHYN (12/22/17)
BLOCKED SHOTS	9	at Rutgers (12/7/17)
	8	at West Virginia (11-30-17)
TURNOVERS	23	UMASS LOWELL (12/3/17)
	22	KEAN (11/22/17)
FOULS	26	at Lipscomb (02/03/18)
	24	KENNESAW STATE (1/29/18)

## NJIT - GAME LOWS

POINTS	49	WAGNER (11/11/17)
	53	at Seton Hall (11/18/17)
	54	at FGCU (1/13/18)
	61	JACKSONVILLE (1/20/18)
	64	at Rutgers (12/7/17)
FIELD GOALS MADE	15	WAGNER (11/11/17)
	20	at Seton Hall (11/18/17)
	20	at FGCU (1/13/18)
FIELD GOAL ATTEMPTS	43	KENNESAW STATE (1/29/18)
	47	WAGNER (11/11/17)
FIELD GOAL PERCENTAGE	.307	23-75 at Rutgers (12/7/17)
	.319	15-47 WAGNER (11/11/17)
3 PT FIELD GOALS MADE	4	WAGNER (11/11/17)
	4	JACKSONVILLE (1/20/18)
3 PT FG ATTEMPTS	10	UMASS LOWELL (12/3/17)
	12	at Kennesaw State (1/24/18)
3 PT FG PERCENTAGE	.179	5-28 at Rutgers (12/7/17)
	.182	4-22 WAGNER (11/11/17)
FREE THROWS MADE	5	at Seton Hall (11/18/17)
	6	NORTH FLORIDA (1/18/18)
FREE THROW ATTEMPTS	8	NORTH FLORIDA (1/18/18)
	10	at Seton Hall (11/18/17)
FREE THROW PERCENTAGE	.500	5-10 at Seton Hall (11/18/17)
	.500	10-20 LIU BROOKLYN (11/28/17)
	.500	15-30 WAGNER (11/11/17)
REBOUNDS	28	at Stetson (01/11/18)
	29	at Seton Hall (11/18/17)
	29	UMASS LOWELL (12/3/17)
ASSISTS	7	WAGNER (11/11/17)
	8	at West Virginia (11-30-17)
STEALS	3	at Seton Hall (11/18/17)
	4	IONA (12/9/17)
BLOCKED SHOTS	0	at Seton Hall (11/18/17)
	0	at Colgate (12/12/17)
	0	at Kennesaw State (1/24/18)
TURNOVERS	6	USC UPSTATE (1/6/18)
	8	LAFAYETTE (11/14/17)
	8	NORTH FLORIDA (1/18/18)
FOULS	12	NORTH FLORIDA (1/18/18)
	13	JACKSONVILLE (1/20/18)
	13	at Kennesaw State (1/24/18)

## OPPONENT - GAME LOWS

POINTS	53	DREXEL (11/25/17)
	53	BRYN ATHYN (12/22/17)
	59	NORTH FLORIDA (1/18/18)
	60	WAGNER (11/11/17)
	60	at Kennesaw State (1/24/18)
FIELD GOALS MADE	19	DREXEL (11/25/17)
	20	WAGNER (11/11/17)
	20	LIU BROOKLYN (11/28/17)
FIELD GOAL ATTEMPTS	49	at Kennesaw State (1/24/18)
	50	at Rutgers (12/7/17)
	50	at Colgate (12/12/17)
FIELD GOAL PERCENTAGE	.328	19-58 DREXEL (11/25/17)
	.338	22-65 BRYN ATHYN (12/22/17)
3 PT FIELD GOALS MADE	2	at Kennesaw State (1/24/18)
	3	DREXEL (11/25/17)
	3	at Rutgers (12/7/17)
3 PT FG ATTEMPTS	8	at Rutgers (12/7/17)
	9	at Kennesaw State (1/24/18)
3 PT FG PERCENTAGE	.143	3-21 DREXEL (11/25/17)
	.200	4-20 BRYN ATHYN (12/22/17)
FREE THROWS MADE	5	BRYN ATHYN (12/22/17)
	5	NORTH FLORIDA (1/18/18)
FREE THROW ATTEMPTS	7	NORTH FLORIDA (1/18/18)
	11	USC UPSTATE (1/6/18)
	11	JACKSONVILLE (1/20/18)
FREE THROW PERCENTAGE	.385	5-13 BRYN ATHYN (12/22/17)
	.480	12-25 DREXEL (11/25/17)
REBOUNDS	26	at Kennesaw State (1/24/18)
	28	KEAN (11/22/17)
	28	at Colgate (12/12/17)
	28	BRYN ATHYN (12/22/17)
ASSISTS	5	DREXEL (11/25/17)
	5	BRYN ATHYN (12/22/17)
STEALS	3	LAFAYETTE (11/14/17)
	3	IONA (12/9/17)
BLOCKED SHOTS	0	LIU BROOKLYN (11/28/17)
	1	BRYN ATHYN (12/22/17)
	1	USC UPSTATE (1/6/18)
TURNOVERS	10	KENNESAW STATE (1/29/18)
FOULS	6	NORTH FLORIDA (1/18/18)
	12	BRYN ATHYN (12/22/17)

## NJIT - INDIVIDUAL GAME HIGHS

Points.....	27		TARKE, Anthony at Lipscomb (02/03/18)
	27		LEWIS, Abdul at Lipscomb (02/03/18)
	27		TARKE, Anthony at Kennesaw State (1/24/18)
	23		TARKE, Anthony at Stetson (01/11/18)
	23		WILSON, Diandre at Buffalo (12/28/17)
	23		LEWIS, Abdul vs LIU Brooklyn (11/28/17)
	23		JONES, Shawndale vs Kean (11/22/17)
Field Goals Made.....	10		TARKE, Anthony at Lipscomb (02/03/18)
	10		LEWIS, Abdul at Lipscomb (02/03/18)
	10		TARKE, Anthony at Kennesaw State (1/24/18)
	10		JONES, Shawndale vs Kean (11/22/17)
Field Goal Att.....	22		WILSON, Diandre at Buffalo (12/28/17)
	22		TARKE, Anthony at Rutgers (12/7/17)
FG Pct (min 5 made).....	.857	6-7	LEWIS, Abdul vs Lipscomb (1/27/18)
	.857	6-7	WILSON, Diandre vs North Florida (1/18/18)
	.857	6-7	COOKS, Zach vs Kean (11/22/17)
3-Point FG Made.....	5		TARKE, Anthony at Lipscomb (02/03/18)
	5		WILSON, Diandre vs North Florida (1/18/18)
	5		COOKS, Zach vs Kean (11/22/17)
3-Point FG Att.....	10		TARKE, Anthony at Lipscomb (02/03/18)
	10		TARKE, Anthony at Stetson (01/11/18)
3-Pt FG Pct (min 3 made).....	1.000	5-5	WILSON, Diandre vs North Florida (1/18/18)
	1.000	3-3	COOKS, Zach vs USC Upstate (1/6/18)
	1.000	3-3	TARKE, Anthony vs UMass Lowell (12/3/17)
	1.000	3-3	WILSON, Diandre vs Kean (11/22/17)
Free Throws Made.....	8		TARKE, Anthony vs Kennesaw State (1/29/18)
	7		TARKE, Anthony vs Lipscomb (1/27/18)
Free Throw Att.....	11		TARKE, Anthony vs Wagner (11/11/17)
	10		TARKE, Anthony vs Kennesaw State (1/29/18)
	10		TARKE, Anthony vs Lipscomb (1/27/18)
	10		TARKE, Anthony at Kennesaw State (1/24/18)
	10		LEWIS, Abdul vs Wagner (11/11/17)
FT Pct (min 3 made).....	1.000	6-6	COOKS, Zach at Lipscomb (02/03/18)
	1.000	6-6	GIBBS, Shyquan vs USC Upstate (1/6/18)
	1.000	4-4	JONES, Shawndale vs Kennesaw State (1/29/18)
	1.000	4-4	LEWIS, Abdul vs Jacksonville (1/20/18)
	1.000	4-4	PRICE, Taj vs USC Upstate (1/6/18)
	1.000	4-4	JONES, Shawndale at Buffalo (12/28/17)
	1.000	4-4	WILSON, Diandre at Colgate (12/12/17)
	1.000	4-4	GIBBS, Shyquan at Rutgers (12/7/17)
	1.000	4-4	JONES, Shawndale at West Virginia (11-30-17)
	1.000	4-4	COOKS, Zach at West Virginia (11-30-17)
Rebounds.....	18		LEWIS, Abdul vs LIU Brooklyn (11/28/17)
	15		LEWIS, Abdul vs Iona (12/9/17)
	15		LEWIS, Abdul vs Lafayette (11/14/17)
Assists.....	9		BENDARY, Mohamed vs USC Upstate (1/6/18)
	6		TARKE, Anthony at Brown (1/3/18)
Steals.....	5		COOKS, Zach vs Kean (11/22/17)
Blocked Shots.....	4		LEWIS, Abdul at Lipscomb (02/03/18)
	4		LEWIS, Abdul vs Bryn Athyn (12/22/17)
Turnovers.....	7		LEWIS, Abdul vs Kennesaw State (1/29/18)
	7		TARKE, Anthony vs Jacksonville (1/20/18)
	7		LEWIS, Abdul at Colgate (12/12/17)
Fouls.....	5		LEWIS, Abdul vs Lipscomb (1/27/18)
	5		BRINSON, San Antonio at Buffalo (12/28/17)
	5		TARKE, Anthony at Buffalo (12/28/17)
	5		LEWIS, Abdul at Rutgers (12/7/17)
	5		GIBBS, Shyquan vs Wagner (11/11/17)
	5		LEWIS, Abdul vs Wagner (11/11/17)
Minutes.....	42		TARKE, Anthony vs Lipscomb (1/27/18)
	40		WILSON, Diandre at Buffalo (12/28/17)
	40		TARKE, Anthony at Colgate (12/12/17)
	40		LEWIS, Abdul vs Iona (12/9/17)

## OPPONENT INDIVIDUAL GAME HIGHS

Points.....	29		MARBERRY, Rob vs Lipscomb (1/27/18)
	28		MATHEWS, Garrison at Lipscomb (02/03/18)
	27		CLARK, Wes at Buffalo (12/28/17)
	25		Carter, Jevon at West Virginia (11-30-17)
	22		SCOTT, James vs Kennesaw State (1/29/18)
	22		FRANCIS, Blake vs Wagner (11/11/17)
Field Goals Made.....	12		MARBERRY, Rob vs Lipscomb (1/27/18)
	9		MATHEWS, Garrison at Lipscomb (02/03/18)
	9		MASTERSON, Nick at Kennesaw State (1/24/18)
Field Goal Att.....	19		SCOTT, James vs Kennesaw State (1/29/18)
	18		MARBERRY, Rob vs Lipscomb (1/27/18)
FG Pct (min 5 made).....	1.000	6-6	GOODMAN, Leo at Stetson (01/11/18)
	.833	5-6	HINTON, Jalyn vs Jacksonville (1/20/18)
	.833	5-6	Vaughn Laki Anderson vs Kean (11/22/17)
3-Point FG Made.....	5		Carter, Jevon at West Virginia (11-30-17)
	4		ROSE, Matt vs Lipscomb (1/27/18)
	4		THOMPSON, Ramel vs USC Upstate (1/6/18)
	4		Bolden, James at West Virginia (11-30-17)
3-Point FG Att.....	11		Carter, Jevon at West Virginia (11-30-17)
	10		MASSINBURG, CJ at Buffalo (12/28/17)
3-Pt FG Pct (min 3 made).....	1.000	3-3	BUCKLAND, Michael at Lipscomb (02/03/18)
	1.000	3-3	GOODMAN, Leo at Stetson (01/11/18)
	1.000	3-3	Klinewski, Matt vs Lafayette (11/14/17)
Free Throws Made.....	9		CLARK, Wes at Buffalo (12/28/17)
	9		FRANCIS, Blake vs Wagner (11/11/17)
Free Throw Att.....	11		FRANCIS, Blake vs Wagner (11/11/17)
	10		MATHEWS, Garrison at Lipscomb (02/03/18)
	10		MATHEWS, Garrison vs Lipscomb (1/27/18)
	10		CLARK, Wes at Buffalo (12/28/17)
	10		O'Brien, Sean at Colgate (12/12/17)
	10		Lee, Kurk vs Drexel (11/25/17)
FT Pct (min 4 made).....	1.000	7-7	HERNANDEZ, Joel vs LIU Brooklyn (11/28/17)
	1.000	6-6	ROSE, Matt vs Lipscomb (1/27/18)
	1.000	6-6	Carter, Jevon at West Virginia (11-30-17)
	1.000	5-5	MARBERRY, Rob vs Lipscomb (1/27/18)
	1.000	5-5	MASSINBURG, CJ at Buffalo (12/28/17)
	1.000	4-4	SCOTT, James vs Kennesaw State (1/29/18)
	1.000	4-4	BUCKLAND, Michael vs Lipscomb (1/27/18)
	1.000	4-4	SCOTT, James at Kennesaw State (1/24/18)
	1.000	4-4	BOOKER, Thomas vs USC Upstate (1/6/18)
	1.000	4-4	Anderson, Brandon at Brown (1/3/18)
	1.000	4-4	Ferguson, Jack at Colgate (12/12/17)
	1.000	4-4	Casimir, Schadrac vs Iona (12/9/17)
	1.000	4-4	Klinewski, Matt vs Lafayette (11/14/17)
	1.000	4-4	Petrie, Alex vs Lafayette (11/14/17)
Rebounds.....	12		CLARK, Raquan vs LIU Brooklyn (11/28/17)
	11		WILSON, Anthony vs Kennesaw State (1/29/18)
	11		PEPPER, Eli vs Lipscomb (1/27/18)
	11		HARRIS, Devin vs Jacksonville (1/20/18)
	11		Williams, Austin vs Drexel (11/25/17)
Assists.....	8		GOODWIN, Brandon at FGCU (1/13/18)
	7		JENKINS, Jahlil vs FDU (12/16/17)
Steals.....	5		Carter, Jevon at West Virginia (11-30-17)
	4		SCOTT, James at Kennesaw State (1/24/18)
	4		TERRELL, Christian at FGCU (1/13/18)
	4		CLARK, Wes at Buffalo (12/28/17)
Blocked Shots.....	5		Konate, Sagaba at West Virginia (11-30-17)
Turnovers.....	7		HARRIS, Devin vs Jacksonville (1/20/18)
Fouls.....	5		MATHEWS, Garrison at Lipscomb (02/03/18)
	5		SMITH, Carson vs USC Upstate (1/6/18)
	5		GANTZ, Josh vs UMass Lowell (12/3/17)
	5		HERNANDEZ, Joel vs LIU Brooklyn (11/28/17)
	5		Williams, Austin vs Drexel (11/25/17)

## 2017-18 Individual Team-Leaders

(includes ties)					
Player Name	Pts	Reb	Ast	Blk	Stl
Bendary, Mohamed		2	3	6	1
Brinson, San Antonio		1		2	
Cooks, Zach	1		6	1	7
Gibbs, Shyquan			7	1	5
Greer, Donovan			2		
Jenkins, Chris					1
Jones, Shawndale	1	3	4		2
Kachelries, David			1	1	1
Lewis, Abdul	6	13	6	10	
Price, Taj				2	2
Tarke, Anthony	13	9	6	9	5
Walsh, Reilly	1	1	4	1	6
Wilson, Diandre	4	1	3	3	4

## 2017-18 Ind. Stat Distribution

Player	Points		Reb		Ast		Dbl
	10+	20+	10+	5-9	10+	Dbl	
Bendary	1			1			
Brinson							
Cooks	8			3			
Gibbs	3			1			
Greer	2						
Jenkins							
Jones	8	1		1			
Kachelries	1						
Lewis	14	3	7	1		6	
Price							
Tarke	21	7	1	2		1	
Walsh	2						
Wilson	12	2					

ALL-TIME RECORDS  
BY D-I CONFERENCES

America East (14-20)	MAAC (3-16)
American Athletic (1-1)	MAC (0-3)
Atlantic 10 (1-5)	MEAC (7-7)
ASUN (16-21)	Mountain West (0-1)
ACC (0-3)	NEC (15-12)
Big 10 (1-4)	Pac 10 (0-1)
Big 12 (0-1)	Patriot (12-24)
BIG EAST (1-22)	SEC (0-1)
Big Sky (1-1)	Sun Belt (2-1)
Big South (0-1)	Independents (7-15)
CAA (1-3)	
Conference USA (0-3)	
Great West (27-41)	
Horizon (1-0)	
Ivy League (2-16)	



# TONIGHT'S OPPONENT: FGCU EAGLES

NEWARK, NJ – The NJIT Highlanders (12-12, 5-4 ASUN) return home looking for their third straight win when first place FGCU (18-8, 9-0 ASUN) comes to town for a 7 p.m. tilt at the Wellness and Events Center in Newark.

NJIT is coming off an 81-77 come-from-behind victory at Lipscomb on Saturday, while the Eagles pulled away in the second half en route to an 80-55 win over Jacksonville.

The Highlanders have won three of their last four overall and are 10-4 at the WEC this season.

This is a matchup of the top two scoring defenses in the ASUN as FGCU allows 68.9 ppg this year to lead the league and NJIT ranks second at 72.3 ppg.

## All-Time Series

FGCU leads the all-time series by a 4-1 count after capturing a 68-54 victory on Jan. 13 in Fort Myers.

The Highlanders hung with the Eagles for all 40 minutes, but fell short as FGCU held the visitors to just 26 points and 29.0% shooting (9-of-31) from the floor in the second half.

Florida Gulf Coast led 36-28 at halftime in the first meeting between the two teams.

Freshman guard Zach Cooks paced NJIT with 12 points on 3-of-4 shooting from downtown, while classmate Shawndale Jones came through with 11 points of his own.

Senior guard Brandon Goodwin had a game-high 21 points and 10 rebounds to lead the way offensively for the Eagles, while junior guard Zach Johnson chipped in 19 points, six rebounds and four assists.

In the last meeting in Newark on Feb. 16, 2017, FGCU outscored the Highlanders by a 43-31 margin in the second half as part of an 80-73 victory.

## From The Eagles Nest

In the 80-55 win at Jacksonville on Saturday, the Eagles outscored the Dolphins by a 47-30 margin in the second half after holding an eight point edge at halftime.

FGCU shot 54.3% (19-of-35) from the floor in the final 20 minutes.

Johnson had a game-high 25 points on 10-of-16 shooting to lead the Eagles, while Goodwin added 24 and junior guard Dinero Mercurius chipped in with 11.

Head coach Joe Dooley's squad has now won 11 straight dating back to an 80-60 loss at Rhode Island on Dec. 27.

The Eagles are one of 12 teams in the country that are undefeated in league play (Vermont-America East, Cincinnati-AAC, Rhode Island-Atlantic 10, Virginia-ACC, Montana-Big Sky, Purdue-Big Ten, Penn-Ivy League, East Tennessee State-Southern, Louisiana-Sun Belt, Saint Mary's-West Coast, New Mexico State-WAC).

FGCU shoots a league best 49.1% from the floor and ranks third in the ASUN in scoring at 79.7 ppg.

Along with leading the ASUN in scoring defense, Eagles' opponents are shooting just 41.0% from the floor which is tops in the league. FGCU also ranks second in three point defense, holding foes to 31.1% shooting from beyond the arc.

Goodwin leads the Eagles and ranks second in the ASUN in scoring at 17.5 ppg, while Johnson checks in at 14.9 ppg and senior guard Christian Terrell averages 10.8 ppg.

Mercurius ranks second in the ASUN in three-point percentage at 46.1%.

Dooley is in his fifth season at the helm of the Eagles and has posted a 109-54 mark (.669) to date. The West Orange, N.J., native has posted four straight 20-win seasons to go along with the pair of afore-mentioned NCAA

## TALE OF THE TAPE: TEAM RANKINGS\* (NCAA/CONF.)

HIGHLANDERS (12-12, 5-4)	17-18 STATS	NCAA RANK	ASUN RANK
STAT CATEGORIES			
Scoring Offense	75	149	5
Scoring Defense	72.3	176	2
Scoring Margin	2.7	160	3
Field-Goal Percentage	45.3	150	2
3-Point Field-Goal PCT	35.9	130	2
Free-Throw Percentage	67.6	289	6
3-point FGM	185	148	5
3-pt Field Goal Attempts	515	172	5
3-Point FG Per Game	7.7	169	5
O-Rebounds Per Game	10.88	133	3
D-Rebounds per Game	24.92	208	6
Rebounds	859	140	6
Rebounds Per Game	35.79	173	4
Rebound Margin	0.5	194	3
Assists	338	134	7
Assists Per Game	14.1	150	7
Assist-Turnover Ratio	1.02	200	5
Turnovers (Fewest)	331	254	3
Turnovers Per Game	13.8	228	3
Turnovers Forced	15	60	3
Turnover Margin	1.2	106	2
FG Percentage Defense	45.2	253	4
3-Pt FG Defense	33.8	133	6
Blocks	83	145	3
Blocked Shots Per Game	3.5	160	2
Steals	200	12	1
Steals Per Game	8.3	15	1
Personal Fouls (Fewest)	457	253	4
Personal Fouls Per Game	19	245	7
Winning PCT	50	189	3

\*Stats through games of Feb. 4, 2018

Tournament berths.

Prior to coming to FGCU, Dooley spent 10 seasons as an assistant coach at Kansas and won the 2008 National Championship.

Florida Gulf Coast burst onto the national scene as "Dunk City" during the school's run to the 2013 Sweet 16 as a No. 15 seed which included upset wins over Georgetown and San Diego State.

Terrell was high school teammates with Duke's Grayson Allen at Providence High School in Jacksonville.

Freshman guard Darnell Rogers' father, Shawnta, was named the 1999 Atlantic Player of the Year at George Washington and is a member of the GW Hall of Fame.

Freshman guard Ryan McAdoo's father, Bob, was a five-time NBA All-Star and received the 1973 NBA Rookie of the Year and 1975 MVP Awards. The elder McAdoo spent 14 seasons in the NBA with Buffalo (1972-76), New York (1976-79), Boston (1979), Detroit (1979-81), New Jersey (1981), the Los Angeles Lakers (1981-85) and Philadelphia (1985-86).

## NJIT Outlook

The Highlanders scored the final 14 points in the come-from-behind 81-77 victory at Lipscomb on Saturday. NJIT trailed 77-67 with 3:35 remaining before putting together the remarkable rally.

EAGLES (18-8, 9-0)	17-18 STATS	NCAA RANK	ASUN RANK
STAT CATEGORIES			
Scoring Offense	79.7	56	3
Scoring Defense	68.9	91	1
Scoring Margin	10.8	34	1
Field-Goal Percentage	49.1	20	1
3-Point Field-Goal PCT	34.7	187	4
Free-Throw Percentage	73.1	105	2
3-point FGM	172	207	6
3-pt Field Goal Attempts	495	210	6
3-Point FG Per Game	6.6	275	6
O-Rebounds Per Game	11.04	125	2
D-Rebounds per Game	28.58	15	2
Rebounds	1030	4	1
Rebounds Per Game	39.62	26	2
Rebound Margin	7.4	11	1
Assists	398	28	1
Assists Per Game	15.3	79	1
Assist-Turnover Ratio	1.06	176	3
Turnovers (Fewest)	375	328	6
Turnovers Per Game	14.4	283	5
Turnovers Forced	13.65	150	5
Turnover Margin	-0.8	250	6
FG Percentage Defense	41	47	1
3-Pt FG Defense	31.1	24	2
Blocks	78	176	4
Blocked Shots Per Game	3	225	6
Steals	181	45	4
Steals Per Game	7	97	5
Personal Fouls (Fewest)	478	299	7
Personal Fouls Per Game	18.4	202	6
Winning PCT	69.2	75	1

\*Stats through games of Feb. 4, 2018

Sophomore forward Anthony Tarke gave the Highlanders the lead for good with a triple to give the visitors a 78-77 advantage.

Tarke matched his career-high with 27 points, while junior forward Abdul Lewis also had a career-high 27 points and a game-high 13 rebounds to pace NJIT. Cooks added 12 points off the bench.

Lewis made perhaps the biggest play of the afternoon with a game-saving block on a putback attempt from Lipscomb's Kenny Cooper inside the final 15 seconds.

Tarke had previously scored 27 on Jan. 24 at Kennesaw State, while the 27 points for Lewis surpassed his previous career-high of 24 on Jan. 21, 2017 at FGCU.

As a team, NJIT is shooting 35.9% from beyond the arc, which ranks second in the ASUN. Cooks is tops on the team and sits fourth in the ASUN at 45.5% from deep.

Tarke leads the team in scoring at 15.7 ppg and is one of three Highlanders averaging in double figures: Lewis (11.5 ppg) and junior guard Diandre Wilson (10.6 ppg).

The dynamic duo of Lewis and Tarke has been carrying the offensive load as of late for NJIT as Tarke has scored in double figures in six straight games and 21 of 24 this season, while Lewis is averaging 17.0 ppg and 9.2 rpg in his last five contests.

Write-up courtesy of Joe Fitzhenry

**LAST SERIES MEETING: FGCU 68, NJIT 54 IN FORT MYERS, FL (1/13/18)****FGCU REMAINS UNDEFEATED IN ASUN WITH 68-54 WIN***NJIT Drops Second Game on Florida Swing Despite Strong Defensive Effort and 12 Points from Zach Cooks*

FORT MYERS, FL — Senior Brandon Goodwin amassed game-highs with 21 points and 10 rebounds as Florida Gulf Coast University defeated the NJIT men's basketball team, 68-54, on Saturday at Alico Arena in Fort Myers, Fla.

The double-double was Goodwin's fourth of the season and eighth of his FGCU career. With a game-high eight assists, the University of Central Florida transfer was two helpers shy of his first career triple-double.

The Eagles, the preseason favorite in the ASUN, won their fifth-consecutive game to improve to 12-8 overall and 3-0 in the ASUN conference. The Highlanders fell to 8-10 overall and 1-2 in league play after dropping both games on the Florida swing.

Freshman Zach Cooks led NJIT in scoring with 12 points while classmate Shawndale Jones (11) was the Highlanders' only other double-digit scorer. Senior Abdul Lewis, who returned after missing the first two games of conference play, added eight points and two rebounds in 24 minutes.

Junior Zach Johnson was the Eagles' only other player to reach double-figures in scoring with 19 points.

This was a battle of the top two scoring defenses in the ASUN, and game played out in that fashion. The top-ranked Eagles, who entered allowing just 70.1 points per game, held the Highlanders to 54 points on 37.0-percent shooting to pave the way to their third-straight series victory over the Highlanders.

Of note was FGCU's ability to clamp down in the second half, holding NJIT

to just 26 points on 9-for-31 (29.0%) shooting. The Highlanders endured a similar fate in their loss Thursday at Stetson, as the Hatters kept them under wraps with 26 points on 8-for-28 (28.7%) shooting in the final stanza.

That said, the Highlanders held the Eagles to 68 points — FGCU's lowest output yet in ASUN play and a total of 11 points below its season average. NJIT entered ranked second in the league in allowing 73.6 points per game.

Freshman Zach Cooks came to life in the second half, scoring nine of his dozen points to keep the Highlanders alive. However, after falling behind by as many as 16 points with 6:22 remaining, the Highlanders were never able to cut the deficit into single-digits.

Offensive rebounds also plagued the men from Newark, as the Eagles recorded 12 such caroms for a 15-9 advantage on second-chance points.

The Highlanders held a couple of leads early in the game. Their last came at 17-15 with 8:03 left in the first half, after Jones recorded a steal and went coast-to-coast for a layup.

FGCU did not take kindly to falling behind. The Eagles soared ahead for good by scoring the next nine points of the game. The run started with a go-ahead triple by junior Dinero Mercurius.

Mercurius, a three-time transfer, then recorded a theft that led to the first of three-consecutive layups off steals. The last of which was converted by Goodwin to give FGCU a 24-17 lead with 6:19 to go in the half.

**Official Basketball Box Score -- Game Totals -- Final Statistics****NJIT vs FGCU****1/13/18 7:00 PM at Alico Arena (Fort Myers, FL)****NJIT 54 • 8-10, 1-2 ASUN**

#	Player		Total		3-Ptr		FT-FTA		Rebounds			PF	TP	A	TO	Blk	Stl	Min
			FG	F-GA	FG	F-GA	FT	F-TA	Off	Def	Tot							
00	LEWIS, Abdul	f	3	8	0	1	2	5	2	0	2	3	8	1	1	0	1	24
11	GIBBS, Shyquan	g	2	3	0	1	2	2	0	0	0	3	6	1	1	0	1	22
12	TARKE, Anthony	g	2	11	1	4	1	2	2	6	8	4	6	2	1	0	2	31
14	WALSH, Reilly	g	1	5	0	2	0	0	3	5	8	1	2	0	1	0	1	30
15	WILSON, Dlandre	g	2	12	0	3	1	2	0	2	2	0	5	2	2	1	0	27
02	BRINSON, San Antonio		0	0	0	0	0	0	0	0	0	0	0	1	0	0	0	3
04	COOKS, Zach		4	5	3	4	1	2	0	0	0	0	12	1	4	0	0	22
23	JONES, Shawndale		4	6	1	2	2	3	0	1	1	2	11	2	4	0	2	23
32	GREER, Donovan		0	0	0	0	0	0	0	0	0	1	0	0	0	0	1	1
34	BENDARY, Mohamed		2	4	0	0	0	0	1	3	4	2	4	0	3	1	0	17
Team									1	4	5							
Totals			20	54	5	17	9	16	9	21	30	16	54	10	17	2	7	200

FG % 1st Half:	11-23	47.8%	2nd half:	9-31	29.0%	Game:	20-54	37.0%	Deadball	
3FG % 1st Half:	2-7	28.6%	2nd half:	3-10	30.0%	Game:	5-17	29.4%	Rebounds	3
FT % 1st Half:	4-7	57.1%	2nd half:	5-9	55.6%	Game:	9-16	56.3%		

**FGCU 68 • 12-8, 3-0 ASUN**

#	Player		Total		3-Ptr		FT-FTA		Rebounds			PF	TP	A	TO	Blk	Stl	Min
			FG	F-GA	FG	F-GA	FT	F-TA	Off	Def	Tot							
15	DOYLE, Ricky	f	3	5	0	0	0	0	1	2	3	4	6	2	2	3	1	27
24	GILMORE, Michael	f	3	6	0	1	1	1	1	7	8	3	7	1	3	0	0	15
00	GOODWIN, Brandon	g	8	13	2	4	3	4	2	8	10	0	21	8	3	0	1	34
05	JOHNSON, Zach	g	7	14	3	7	2	2	1	5	6	2	19	4	3	0	1	36
31	MERCURIUS, Dinero	g	1	2	1	2	0	0	0	2	2	3	3	0	2	0	3	22
11	TERRELL, Christian		1	10	0	7	2	2	3	2	5	1	4	1	4	0	4	32
13	SCOTT Jr., RaySean		2	3	0	0	2	4	2	3	5	1	6	1	0	0	1	14
21	ERNST, Brady		0	0	0	0	0	0	0	0	0	0	0	0	0	1	0	2
23	CARLYLE, Christian		0	1	0	0	0	0	1	0	1	2	0	1	2	0	0	11
30	THOMAS, Brian		0	1	0	0	0	0	0	0	0	1	0	0	0	0	0	4
32	SIMMONS, Antravious		1	2	0	0	0	0	0	0	0	2	2	1	0	0	0	3
Team									1	0	1							
Totals			26	57	6	21	10	13	12	29	41	19	68	19	19	4	11	200

FG % 1st Half:	13-30	43.3%	2nd half:	13-27	48.1%	Game:	26-57	45.6%	Deadball	
3FG % 1st Half:	4-13	30.8%	2nd half:	2-8	25.0%	Game:	6-21	28.6%	Rebounds	1
FT % 1st Half:	6-8	75.0%	2nd half:	4-5	80.0%	Game:	10-13	76.9%		

Officials: Coy Gammon (R), Marc Ellard, Steve Divine

Technical fouls: NJIT-TEAM. FGCU-None.

Attendance: 3517

FLAGRANT 1, 1:28 2ND HALF, 15 RICKY DOYLE

Score by periods	1st	2nd	Total						
NJIT	28	26	54	In	Off	2nd	Fast	Bench	
FGCU	36	32	68	Paint	T/O	Chance	Break		
				26	18	9	5	27	
				28	21	15	12	12	

Last FG - NJIT 2nd-00:46, FGCU 2nd-00:58.  
Largest lead - NJIT by 2 1st-08:59, FGCU by 16 2nd-06:22.  
NJIT led for 00:54, FGCU led for 36:15, Game was tied for 02:50.

The momentum stayed with the home team. After NJIT Head Coach Brian Kennedy used a timeout with 5:07 to go in the half, FGCU completed a 14-2 run with a steal and a thunderous dunk by Johnson. By this point, NJIT had committed nine turnovers over the first 14:53.

Turnovers proved to be a significant problem for NJIT in the first half. The Highlanders were forced into 13 giveaways that gave the Eagles a 19-9 edge off turnovers. NJIT took care of the basketball much more effectively in the second half, committing just four turnovers in the final 20 minutes.

A huge play that may have solidified the FGCU win occurred with 11:19 remaining in the second half. On a runoff following a missed shot by junior Mohamad Bendary, the Eagles pushed ahead for an alley-oop from Johnson to junior Michael Gilmore — who jammed home the basket while being fouled to the delight of a crowd of 3,517.

Not only did he compete the three-point play to extend the lead to a then-game-high 12 points at 50-38, it also put NJIT leading scorer Anthony

Tarke to the bench with his fourth personal foul.

Tarke, who entered the evening ranked sixth in the ASUN in scoring at 15.2 points per game, was held to six points on 2-of-11 shooting — which snapped a streak of 11-consecutive games with double-digit points. The sophomore finished with eight rebounds, tying junior Reilly Walsh for the Highlanders' team high.

FGCU went into the locker with a 36-28 lead paced by 16 first-half points from Goodwin. Despite trailing, the Highlanders held a shooting advantage of 47.8-percent (11-for-23) to 43.3-percent (13-for-30).

Jones led NJIT in the first stanza with nine points on 4-of-5 shooting while Tarke grabbed a game-high six rebounds.

The Highlanders will look to bounce back when they host North Florida (8-12, 2-1) on Thursday. Tip-off is scheduled for 7 p.m. at the Wellness and Events Center (WEC) in Newark, where NJIT has posted an 8-2 record in its beautiful new arena.



Zach Cooks



## LAST TIME OUT: NJIT 81, LIPSCOMB 77 IN NASHVILLE, TN (2/3/18)

# LEWIS, TARKE GUIDE AMAZING COMEBACK AT LIPSCOMB

Highlanders Score the Final 14 Points for an 81-77 Win and Payback Against the Bisons; Lewis, Tarke Score 27 Points

NASHVILLE, TN – NJIT junior Abdul Lewis scored a career-high 27 points, leading the Highlanders to an 81-77, come-from-behind victory over Lipscomb at Allen Arena on Saturday.

Despite the 27 points and his game-highs in rebounds (13) and assists (5), it was the last of his game-high four blocks that saved the day for the Highlanders.

NJIT (12-12, 5-4) had trailed by 10 at 77-67 with just 3:35 remaining. The Bisons (15-9, 5-4) never scored again and the Highlanders finished on a 14-0 run to secure a huge road victory.

NJIT took its first lead of the second half with 51 second to go on a three-pointer by sophomore Anthony Tarke, who also scored 27 points to tie his career-high. His triple put the Highlanders up, 78-77. Tarke later hit one-of-two free throws to give NJIT a two-point lead with 19 seconds remaining.

Moments later, Lewis completed his masterpiece.

Bisons point guard Kenny Cooper shook free into the paint for a game-tying field-goal attempt. Although his initial shot was no good, he grabbed the offensive rebound for another chance. Only his second shot would never get to the rim, as Lewis swatted it away and into the hands of freshman Zach Cooks.

Cooks was fouled and managed to hit both free throws with seven seconds left to seal the improbable come-from-behind victory.

Not only did Lewis stuff the stat sheet, he held junior Rob Marberry to just 10 points on 5-for-15 shooting. Marberry entered the game having scored at least 20 points in each of his last four affairs – averaging an incredible 27.7 ppg on 71.6-percent shooting over the span.

For the Highlanders, it was an appropriate

payback from last Saturday -- when the Bisons erased a 21-point deficit for an 86-79 overtime victory in Newark.

The two teams spilt the regular-series and are now tied for third place in ASUN standings. Remember, the Highlanders had been predicted to finish last in both the conference's coaches poll and media poll.

Lewis and Tarke were joined by Cooks (12) in double-figures, while junior Garrison Mathews finished with a game-high 28 points before fouling out with 1:06 to go. LU had three other scorers in double-digits in Cooper (13), Buckland (11) and Marberry (10).

The Highlanders shooting helped to offset a 45-31 rebounding deficit, as NJIT drained at a 49.1-percent (28-for-57) clip from the floor and at 52.6-percent (10-for-19) from beyond the arc. LU finished at 42.4-percent (28-for-66) overall and 35.3-percent (6-for-17) from deep.

It looked as though the Bisons had all but wrapped up the season sweep when their lead bulged to 10 points late. Mathews handled a significant portion of the heavy lifting, scoring 20 of his 28 points in the second half.

Mathews, who entered the night as the ASUN's leading scorer (22.1), enabled the Bisons to seize initial control of the game coming out of the locker room.

Whereas the Highlanders had tied the game, 37-37, at the break by scoring the final nine points, the Bisons started the second half with an 11-2 run. Nine of the points were scored by Mathews – including eight straight from 19:23 to 17:36.

Two of Mathew's points in the span resulted from an offensive board. Offensive rebounding accounted for a significant difference for most of the game.

### Official Basketball Box Score -- Game Totals -- Final Statistics NJIT vs Lipscomb 02/03/18 4:00 pm at Allen Arena (Nashville, Tenn.)

NJIT 81 • 12-12, 5-4

#	Player		Total		3-Ptr		Rebounds			PF	TP	A	TO	Blk	Stl	Min
			FG-FGA	FG-FGA	FT-FTA	FT-FTA	Off	Def	Tot							
00	LEWIS, Abdul	f	10-15	2-2	5-8	2-2	2	11	13	3	27	5	4	4	1	37
12	TARKE, Anthony	f	10-20	5-10	2-4	2-4	1	4	5	3	27	1	2	0	2	36
11	GIBBS, Shyquan	g	1-1	0-0	0-0	0-0	0	1	1	3	2	0	1	0	0	14
14	WALSH, Reilly	g	2-2	1-1	0-0	0-0	0	1	1	4	5	1	1	0	0	20
23	JONES, Shawndale	g	0-5	0-2	0-0	0-0	0	0	0	2	0	0	1	1	0	20
01	PRICE, Taj	g	0-1	0-0	0-1	0-0	0	0	0	0	0	0	0	0	0	4
04	COOKS, Zach	g	2-6	2-3	6-6	6-6	0	5	5	1	12	0	2	0	3	28
15	WILSON, Dlandre	g	3-7	0-1	2-5	1-1	1	2	3	8	1	0	0	0	1	33
32	GREER, Donovan	g	0-0	0-0	0-0	0-0	0	0	0	0	0	0	0	0	0	2
34	BENDARY, Mohamed	g	0-0	0-0	0-0	0-0	2	0	2	0	0	3	0	0	0	6
Team							1		1							
Totals			28-57	10-19	15-24	7-24	31	19	81	11	12	5	7	7	200	

FG % 1st Half:	13-27	48.1%	2nd half:	15-30	50.0%	Game:	28-57	49.1%	Deadball Rebounds
3FG % 1st Half:	5-9	55.6%	2nd half:	5-10	50.0%	Game:	10-19	52.6%	3.1
FT % 1st Half:	6-11	54.5%	2nd half:	9-13	69.2%	Game:	15-24	62.5%	

Lipscomb 77 • 15-9, 5-4

#	Player		Total		3-Ptr		Rebounds			PF	TP	A	TO	Blk	Stl	Min
			FG-FGA	FG-FGA	FT-FTA	FT-FTA	Off	Def	Tot							
00	MARBERRY, Rob	f	5-15	0-0	0-0	0-0	2	2	4	4	10	3	1	1	0	27
22	PEPPER, Eli	f	1-2	0-1	2-3	5-5	10	4	4	4	3	1	2	1	0	21
12	ROSE, Matt	g	1-6	1-4	0-0	0	4	4	2	3	0	1	0	0	0	28
21	COOPER, Kenny	g	4-10	0-0	5-8	1	3	4	2	13	2	2	0	1	30	
24	MATHEWS, Garrison	g	9-15	2-5	8-10	3	6	9	5	28	3	3	0	1	28	
01	JONES, Greg	g	0-0	0-0	0-0	0	2	2	3	0	1	0	0	0	5	
03	BUCKLAND, Michael	g	4-6	3-3	0-0	1	2	3	2	11	2	2	1	0	33	
15	FLEMING, Andrew	g	0-2	0-2	0-1	0	1	1	0	0	0	1	0	0	5	
23	KORN, Aaron	g	1-4	0-2	0-0	3	2	5	2	2	1	0	0	0	11	
55	BRAMMEIER, George	g	3-6	0-0	0-0	1	1	2	2	6	1	0	0	1	12	
Team							1		0							
Totals			28-66	6-17	15-22	17	28	45	26	77	16	12	4	4	200	

FG % 1st Half:	14-33	42.4%	2nd half:	14-33	42.4%	Game:	28-66	42.4%	Deadball Rebounds
3FG % 1st Half:	4-10	40.0%	2nd half:	2-7	28.6%	Game:	6-17	35.3%	3
FT % 1st Half:	5-9	55.6%	2nd half:	10-13	76.9%	Game:	15-22	68.2%	

Officials: Marc Ellard, Eric Mims, Kenny Totten  
Technical fouls: NJIT-None. Lipscomb-None.  
Attendance: 1650

Score by periods	1st	2nd	Total
NJIT	37	44	81
Lipscomb	37	40	77

Last FG - NJIT 2nd-00:51, LIP 2nd-05:15.  
Largest lead - NJIT by 4 2nd-00:07, LIP by 12 2nd-13:48.  
NJIT led for 02:21. LIP led for 32:00. Game was tied for 05:33.

Points	In Paint	Off T/O	2nd Chance	Fast Break	Bench
NJIT	28	23	11	4	20
LIP	44	17	21	8	19

Score tied - 7 times.  
Lead changed - 7 times.

Entering the contest, NJIT led the ASUN in offensive rebounding (11.04) – but by just percentage points over Lipscomb (10.96). The Bisons finished with a 17-7 edge on the offensive glass that led to a 21-11 advantage in second-chance points.

As mentioned earlier, NJIT made strong run at the end of the first session to send the game to break tied, 37-37. Down, 37-28, with 2:16 to go, the Highlanders went on 9-0 run fueled by five points from Tarke – including a step-back three-pointer with four seconds left to give NJIT its first tie since 19-19.

The teams played evenly for the first 10 minutes, but it was the home squad that featured the first run of the game.

With the scored tied 19-19, Eli Pepper hit a free throw that kick-started a 9-0 spurt. The next eight points belonged to sophomore Michael Buckland – who canned an elbow jumper and a pair of three-pointers to extend the LU lead to 28-19 with 8:17 remaining in the half. His eight points in less than two minutes exceeded his season average of 7.8 ppg entering the affair.

Lewis led all scorers with 14 points at the half, while Buckland's eight paced the Bisons. Lewis also grabbed a game-high six rebounds through the first 20 minutes of play.

Lewis has tallied at least 20 points in back-to-back games for the first time this season and for the fourth time in his career. The Newark native is now averaging 17.0 ppg in his last five games on 67.4-percent (31-for-47) shooting. His previous career high was 24 points at Florida Gulf Coast on Jan. 21, 2017.

Lewis also tied his career single-game high with two treys and has now buried four triples over his last three games – all coming against the Bisons.

Tarke has now scored in double figures in each his last six contests, averaging 18.7 ppg during the stretch. He set his career high when he poured in 27 points in NJIT's last road game – a 66-60 win over Kennesaw State on Jan. 24.

NJIT has won back-to-back bouts away from Newark after snapping a 16-game, road losing streak that dated back to the 2016-17 season.

The Highlanders next return home for a showdown against first-place Florida Gulf Coast (18-8, 9-0) on Thursday. Tip-off is scheduled for 7 p.m. at the Wellness and Events Center (WEC) in Newark.

The Eagles took the first meeting of the season against the Highlanders with a 68-54 victory on Jan. 13 at Alico Arena in Fort Myers.



Abdul Lewis

## 2016-17 ROSTER FACTS

## BY STATE:

## BY CLASS:

## Florida (1):

Diandre Wilson

## Seniors (1):

Chris Jenkins

## Georgia (2):

San Antonio Brinson  
Zach Cooks

## Juniors (5):

Mohamed Bendary  
Donovan Greer  
Abdul Lewis

## Maryland (1):

Anthony Tarke

Diandre Wilson  
Reilly Walsh

## New Jersey (5):

Mohamed Bendary  
Shyquan Gibbs  
Chris Jenkins  
Abdul Lewis  
Taj Price

## Sophomores (3):

Shyquan Gibbs  
Taj Price  
Anthony Tarke

## Freshmen (3):

San Antonio Brinson  
Zach Cooks  
Shawndale Jones  
David Kachelries

## New York (1):

Reilly Walsh

## Pennsylvania (2):

Shawndale Jones  
David Kachelries

## Texas (1):

Donovan Greer

MEN'S MID-MAJOR  
TOP 25®

Last Update: February 5, 2018

RK	TEAM (1ST VOTES)	REC	PTS	PRE	CONFERENCE
1.	Saint Mary's (27)	23-2	771	1	West Coast
2.	Gonzaga (3)	21-4	746	2	West Coast
3.	New Mexico State	20-3	707	3	Western Athl.
4.	Louisiana (1)	20-3	675	4	Sun Belt
5.	ETSU	21-4	626	5	Southern
6.	South Dakota	20-6	545	9	Summit
7.	South Dakota State	20-6	540	10	Summit
8.	Loyola Chicago	19-5	531	6	Missouri Valley
9.	Buffalo	17-6	529	7	Mid-American
10.	Vermont	19-5	470	12	America East
11.	Charleston	18-6	423	11	Colonial
12.	UC Santa Barbara	18-5	417	15	Big West
13.	Belmont	19-6	393	18	Ohio Valley
14.	Montana	18-5	372	16	Big Sky
15.	BYU	18-7	369	8	West Coast
16.	Georgia State	18-6	283	22	Sun Belt
17.	Murray State	18-5	240	21	Ohio Valley
18.	UNC Greensboro	17-6	228	14	Southern
19.	Bucknell	17-8	207	24	Patriot
20.	Stephen F. Austin	18-5	155	13	Southland
21.	Northern Kentucky	17-7	125	25	Horizon
22.	Wright State	18-7	112	20	Horizon
23.	Penn	15-6	89	NR	Ivy League
24.	Furman	16-8	81	19	Southern
25.	FGCU	18-8	72	NR	Atlantic Sun

**OTHERS RECEIVING VOTES:** Toledo 68, Grand Canyon 50, Utah Valley 43, Wagner 31, Albany 27, Wofford 22, Georgia Southern 18, Jacksonville State 16, Northeastern 15, Bradley 14, Seattle 14, Idaho 9, UNC Asheville 7, Rider 6, Lamar 5, Missouri State 4, North Carolina A&T 4, UC Davis 4, William & Mary 4, Nichols State 3, Southern Illinois 3, Iona 1, Weber State 1.

**NOTE:** The Mid-Major Poll, now in its 19th season of existence, is made up of teams from the following conferences: America East, Atlantic Sun, Big Sky, Big South, Big West, Colonial, Horizon, Independents, Ivy, Metro Atlantic, Mid-American, Mid-Eastern, Missouri Valley, Northeast, Ohio Valley, Patriot, Southern, Southland, Southwestern, Summit, Sun Belt, West Coast, Western Athletic.

## ASUN RANKINGS

## NCAA RPI

1	Lipscomb	115
2	FGCU	135
3	North Florida	212
4	NJIT	243
5	Jacksonville	271
6	Kennesaw St.	312
7	Stetson	325
8	USC Upstate	344

## KEN POM

1	Florida Gulf Coast	115
2	Lipscomb	183
3	NJIT	235
4	North Florida	287
5	Stetson	317
6	Kennesaw St.	320
7	Jacksonville	321
8	USC Upstate	337

Rankings as of 2/4/18

## NJIT FRESHMEN PPG (ALL-TIME)

## THROUGH 24 G OF CAREER

## SEASON

1	Damon Lynn, 2013-14	17.2	17.2
2	Chris Flores, 2009-10	13.4	14.1
3	Isaiah Wilkerson, 2008-09 (22 G)	12.5	12.5
4	Lamar Kearse, 2010-11	8.6	8.8
5	Zach Cooks, 2017-18	8.0	
6	Tim Coleman, 2013-14	7.9	7.9
7	Anthony Tarke, 2016-17	7.8	9.9
8	Ky Howard, 2012-13	7.2	7.2
9	Shawndale Jones, 2017-18	6.8	

## NY METRO TEAMS (2012-17)

The Metropolitan Basketball Writers Association covers 21 Division-I programs in the area. Over the past five years, NJIT ranks eighth in winning percentage among these local teams. The Top Ten programs are listed below:

RANK	SCHOOL	CONF	W	L	PCT
1	Stony Brook	AEC	115	52	.689
2	Iona	MAAC	112	58	.659
3	Seton Hall	Big East	94	71	.570
4	Monmouth	MAAC	94	72	.566
5	Wagner	NEC	87	69	.558
6	Columbia	Ivy	82	70	.539
7	Rider	MAAC	85	79	.518
8	NJIT	ASUN	81	76	.516
9	Manhattan	MAAC	81	80	.503
10	Army	Patriot	78	79	.497
11	FDU	NEC	54	100	.351

**Teams covered:** Army, Columbia, Fairfield, Fairleigh Dickinson, Fordham, Hofstra, Iona, LIU Brooklyn, Manhattan, Marist, Monmouth, NJIT, Rider, Rutgers, Sacred Heart, St. Francis, St. Johns, St. Peters, Seton Hall, Stony Brook, Wagner.

## HIGHLANDERS IN THE TOP 100 IN THE NATION

PLAYER	STAT	TOTAL	NCAA	A-SUN
Abdul Lewis	Offensive Rebounds Per Game (250 ranked)	2.95	52	1
Abdul Lewis	Rebounds Per Game (249 ranked)	8.3	77	2
Anthony Tarke	Total Field Goal Attempts (248 ranked)	317	93	5
Zach Cooks	Total Steals (226 ranked)	39	96	6
Abdul Lewis	Double Doubles (239 ranked)	6	99	2

Statistics as of 2/4/18

#PROTECTTHEWEC

## ACTIVE D-I RANKS

## CAREER RPG

1	James Thompson IV, Eastern Mich.	11.3
2	Angel Delgado, Seton Hall	11.0
3	Alize Johnson, Missouri St.	11.0
4	Rokas Gustys, Hofstra	10.7
5	Jemerrio Jones, New Mexico St.	9.9
6	Chima Moneke, UC Davis	9.5
7	Jordan Murphy, Minnesota	9.3
8	Keith Braxton, Saint Francis (PA)	9.0
9	Mike Watkins, Penn St.	8.8
10	Joseph Lopez, Sacred Heart	8.8
17	Abdul Lewis, NJIT	8.3

Statistics as of 2/4/18



# 2017-18 NJIT MEN'S BASKETBALL SEASON PREVIEW

After calling Fleisher Athletic Center "home" for the past 50 seasons, the NJIT men's basketball team will officially become a tenant of the state-of-the-art Wellness and Events Center (WEC) for its 2017-18 season opener on Nov. 11.

Not only will the Highlanders be revealing this brand new arena when they play host to Wagner, they will also be unveiling a much different look on the floor.

"2017-18 presents a new era for NJIT basketball," said NJIT Head Coach Brian Kennedy. "We have graduated arguably the top class in the school's history headlined by All-American Damon Lynn and All-ASUN player Tim Coleman. They have been replaced by a solid recruiting class that will be called on to contribute right away along with our returning players."

The Highlanders lost four senior starters from last season, including the program's all-time leading scorer (Lynn) and all-time leading rebounder (Coleman). They also bid adieu to a venue in which the team posted an 8-4 record last season and an 87-60 mark during its Division-I era.

Just as it was not an easy process to erect the WEC, it will not be easy to replace Lynn's 2,153 career points or Coleman's 762 career rebounds. Yet, the key for the 2017-18 NJIT Highlanders men's basketball team may be summed up in one word: depth.

The Highlanders' high hopes heading into the 2016-17 season took a large hit when Lynn tore his Achilles just four games into conference play. Despite an impressive 8-8 start during a grueling non-conference schedule, NJIT finished 11-19 overall and seventh in the ASUN.

If there could be a "silver lining" to Lynn's absence, it came in the form of valuable, on-the-job experience for several key newcomers.

Two of those newcomers, junior Abdul Lewis (Newark, NJ) and sophomore Anthony Tarke (Gaithersburg, MD) were both impressive enough in their NJIT debuts to garner preseason All-ASUN honors this October. Another, freshman Shyquan Gibbs (Hillside, NJ), took over as the starting point guard for the last 12 games of the season and received a significant education in nearly 32 minutes per game during the span.

Added to the mix this season is the highest-rated recruiting class in the history of the program consisting of San Antonio Brinson (Augusta, GA), Zach Cooks (Lawrenceville, GA), David Kachelries (Emmaus, PA) and Shawndale Jones (Pittsburgh, PA).

In addition, the program added a high-scoring junior college transfer in Diandre Wilson (Fort Lauderdale, FL), who ranked 11th in the nation while averaging 22.3 point per game as a sophomore at Mott Community College in St. Flint, Mich., in 2016-17.

"We will definitely have one of the youngest teams in Division-I basketball this year," said Kennedy, whose roster features just one senior compared to seven underclassmen. "But we will be talented and will play a deep roster led by Abdul Lewis and Anthony Tarke, who are both entering their second year with the program."

## FRONT COURT

With a pair of preseason All-ASUN selections, NJIT could have one of the best frontcourts in the conference. In fact, Lewis and Tarke were two of just three forwards to receive such honors.

Lewis, a 6-foot-10 product of Newark East Side High School, lived up to expectations in his first season at NJIT after transferring from University of South Alabama. He finished the season averaging 9.7 ppg and 8.5 rebounds per game while setting program records for single-season rebounds (264) and single-game rebounds (19). A two-time ASUN Newcomer of Week as a sophomore, Lewis' growth was evidenced by the fact he averaged 13.4 ppg and 8.5 rpg over 14 games in ASUN play.

Tarke, the first-ever Highlander selected to the postseason ASUN All-Freshman Team, became the focus of the offense following the Lynn injury. Over his last 14 games, he averaged 14.0 ppg while shooting .565 (74-for-131 FG). Among ASUN freshman, Tarke ranked second in per-game averages for points (9.9), rebounds (4.7), steals (1.1) and blocks (0.5). He finished with 307 points, the highest scoring total by an NJIT freshman since Lynn in 2013-14 (500).

Junior Mohamad Bendary (Jersey City, NJ) continues to show improvement while providing size (6'9") off the bench. The St. Anthony's product scored 16

points over the final two games last season. Additionally, athletic sophomore Taj Price (Newark, NJ) will look to provide more depth in the low post.

The recruiting class as well as the frontcourt received a significant boost with the April signing of freshman San Antonio Brinson. The 6-foot-8, 200-pound forward arrived at NJIT as one of the highest-rated recruits in program history after attending South Kent School (CT).

## BACKCOURT

Lynn's injury last year left a big void in the backcourt. Perhaps the biggest beneficiary was point guard Shyquan Gibbs, a product of Bob Hurley's legendary program. The St. Anthony High School (Jersey City, NJ) valedictorian finished his first collegiate season ranked 12th in the ASUN in assists-to-turnover ratio (1.6) and 25th in steals per game (0.7). More impressively, he averaged 6.8 ppg while shooting .457 (22-for-48 FG) over his last nine affairs.

Versatile junior Reilly Walsh (Staten Island, NY) proved last season that he could also facilitate the offense. The 2017 ASUN All-Academic selection averaged 8.0 ppg over his last three affairs and poured in a career-high 15 points in the final game of the season in the quarterfinal round of the ASUN tournament at Lipscomb.

NJIT also features a pair of accomplished long-range shooters. Senior Chris Jenkins (Hillside, NJ) has placed in the top 13 in the ASUN in three-pointers per game during each of his first two seasons at NJIT after transferring from Hofstra University. Although injured a majority of last season, junior Donovan Greer (Houston, TX) scored 11 points in his Highlanders debut at Lipscomb on Feb. 4 after averaging 8.8 ppg as freshman at San Jacinto College-Central (Pasadena, TX) in 2015-16.

Junior Diandre Wilson provides another scoring threat in Coach Kennedy's arsenal, as the NJCAA All-American first-team honoree scored 1,253 career points in two seasons at Mott CC.

The three freshmen guards are expected to carve their way into the rotation. Zach Cooks figures to handle a share of the point guard duties. He displayed both excellent ball-handling and play-making abilities while at Berkmar High School in Lilburn, Ga.

Shawndale Jones is a 6-3 combo guard who athleticism shined not only on the hardwood, but also on the gridiron as a WR/CB at The Kiski School in

Saltsburg, Pa. In its recap of all ASUN early signings, *Hoopseen.com* commented that Jones "could be the steal of the class."

David Kachelries, described as playing with an incredibly high motor, finished his high school career as Emmaus' all-time leading scorer with 1,910 points.

## OUTLOOK

Last year, NJIT got a glimpse of the future in the final two games of the regular season. After initially struggling to adjust on the fly following Lynn's injury, the Highlanders reinvented their identity in time to post impressive, back-to-back wins against Stetson and USC Upstate.

This crash course provided valuable experience for a youthful roster that features just one senior and just 40 combined starts at NJIT from its upperclassmen.

Another positive factor could be a home-court advantage developed in the new, 3,500-seat basketball arena that will compare favorably with many mid-major facilities throughout the country. After traveling for 11 of their 16 non-conference contests a year ago, the Highlanders play nine of 15 non-conference games at the WEC this season.

Still, the young squad will be put to task early with another challenging schedule that features road games at West Virginia, Seton Hall, Rutgers and Buffalo and home tilts against the likes of Drexel, LIU Brooklyn and Iona.

How the Highlanders fare in the ASUN after being selected eighth in the preseason coaches and media poll will largely depend on the pace of their learning curve in advance of the conference opener on Jan. 6 against USC Upstate.

"I'm excited about the make-up of our roster and the opening of the WEC provides tremendous opportunities for our students and athletes here at NJIT," said Kennedy. "We have significant challenges ahead of us this season, but we certainly have the building blocks in place for the future as we continue to grow the program."







## NUMERICAL

No.	Name	Yr.	Ht.	Wt.	Pos.	Hometown/High School (Last School)
0	Abdul Lewis	Jr.	6-10	225	F	Newark, NJ / Newark East Side (University of South Alabama)
1	Taj Price	So.	6-7	210	F	Newark, NJ / Newark East Side
2	San Antonio Brinson	Fr.	6-8	200	F	Augusta, GA / Thomson/South Kent School (CT)
3	Chris Jenkins	Sr.	6-4	215	G/F	Hillside, NJ / Gill St. Bernard's (Hofstra University)
4	Zach Cooks	Fr.	5-9	155	G	Lawrenceville, GA / Berkmar
10	David Kachelries	Fr.	6-1	160	G	Emmaus, PA / Emmaus
11	Shyquan Gibbs	So.	6-1	150	G	Hillside, NJ / St. Anthony
12	Anthony Tarke	So.	6-6	205	G/F	Gaithersburg, MD / Gaithersburg
14	Reilly Walsh	Jr.	6-3	180	G	Staten Island, NY / St Peter's Boys
15	Diandre Wilson	Jr.	6-2	170	G	Fort Lauderdale, FL / Blanche Ely (Mott Community College)
23	Shawndale Jones	Fr.	6-3	185	G	Pittsburgh, PA / The Kiski School
32	Donovan Greer	Jr.	6-3	165	G	Houston, TX / Hillcrest Academy
34	Mohamed Bendary	Jr.	6-9	235	F	Jersey City, NJ / St. Anthony's

## ALPHABETICAL

No.	Name	Yr.	Ht.	Wt.	Pos.	Hometown/High School (Last School)
34	Mohamed Bendary	Jr.	6-9	235	F	Jersey City, NJ / St. Anthony's
2	San Antonio Brinson	Fr.	6-8	200	F	Augusta, GA / Thomson/South Kent School (CT)
4	Zach Cooks	Fr.	5-9	155	G	Lawrenceville, GA / Berkmar
11	Shyquan Gibbs	So.	6-1	150	G	Hillside, NJ / St. Anthony
32	Donovan Greer	Jr.	6-3	165	G	Houston, TX / Hillcrest Academy
3	Chris Jenkins	Sr.	6-4	215	G/F	Hillside, NJ / Gill St. Bernard's (Hofstra University)
23	Shawndale Jones	Fr.	6-3	185	G	Pittsburgh, PA / The Kiski School
10	David Kachelries	Fr.	6-1	160	G	Emmaus, PA / Emmaus
0	Abdul Lewis	Jr.	6-10	225	F	Newark, NJ / Newark East Side (University of South Alabama)
1	Taj Price	So.	6-7	210	F	Newark, NJ / Newark East Side
12	Anthony Tarke	So.	6-6	205	G/F	Gaithersburg, MD / Gaithersburg
14	Reilly Walsh	Jr.	6-3	180	G	Staten Island, NY / St Peter's Boys
15	Diandre Wilson	Jr.	6-2	170	G	Fort Lauderdale, FL / Blanche Ely (Mott Community College)

### Head Coach:

Brian Kennedy (Monmouth '90), second season

### Assistant Coaches:

Jeff Rafferty (Springfield '97), second season

Stephen Sauers (Albany '90), first season

Kim Waiters (Robert Morris '11), third season

**Dir., Basketball Operations:** Joe Gutowski (Roanoke College '13), first season

**Basketball Manager:** Aditya Patel (NJIT '19)

**Head Athletic Trainer:** Matt Koscs

### PRONUNCIATIONS:

<b>Taj Price</b>	TAAJ (like: Taj Mahal)
<b>David Kachelries</b>	KACK-ull-reese
<b>Shyquan Gibbs</b>	SHY-qwan
<b>Damon Lynn</b>	dah-MONN
<b>Anthony Tarke</b>	TARK
<b>Diandre Wilson</b>	dee-ON-dray
<b>Shawndale Jones</b>	Shawn-DELL
<b>Mohamed Bendary</b>	ben-DARR-ee



#NewarksTeam



# HEAD COACH BRIAN KENNEDY

51 | Monmouth '90 | 2nd Season as Head Coach (23-32) | 6th Season at NJIT

@BKennedyhoops

## HIGHLIGHTS:

- NJIT has posted a **93-88** record since Kennedy's addition to the coaching staff
- 2015-16: Top Assistant for semifinal run to 2016 *CollegeInsider.com* Tournament
- 2014-15: Top Assistant for semifinal run to 2015 *CollegeInsider.com* Tournament
- 2012-13: Assistant for Great West Conference regular season championship
- 1999-00: Assistant for DePaul's first NCAA Tournament berth in eight seasons
- 1999-00: Assistant for DePaul, which made earned a Top-25 ranking
- 1999: Assistant for DePaul for the Number 1 Recruiting Class in the nation
- 1998-99: Assistant for DePaul which reached the quarterfinals of the 1999 NIT
- 1989-90: Team captain as a senior point guard for the Monmouth Hawks (NEC)

## PLAYER SUCCESS:

- Recruited/coached two AP All-America honorable mention honorees at NJIT: **Chris Flores** ('12-13) and **Damon Lynn** ('14-15)
- Recruited/coached future NBA players while at DePaul: **Andre Brown**, **Steven Hunter**, **Paul McPherson**, **Quentin Richardson** and **Bobby Simmons**.

Brian Kennedy, 51 was introduced as the 11th head men's basketball coach in program history on April 15, 2016, after serving as the NJIT's top assistant under Jim Engles for four seasons (2012-16).

Coach Kennedy, whose involvement with the sport of basketball literally covers his entire life, is the son of the late Bob Kennedy, a former college and high school coach and the nephew of Pat Kennedy, who was a Division I head coach for 31 years at Iona, Florida State, DePaul, Montana, and Towson.

The Kennedy family business, the Hoop Group, began in the Trenton, NJ, CYO in 1963 with summer basketball camps and moved in 1969 to Cherry Valley, PA, and the Pocono Invitational began.

In 1991, the Hoop Group acquired the Eastern Invitational camp and renamed it the Hoop Group Elite Camp. A few years later, the Hoop Group began running grassroots tournaments and the subsequent years have seen numerous alumni go on to play in the NBA, including Kobe Bryant, Amar'e Stoudemire 2010 #1 overall pick John Wall, 2011 #1 pick Kyrie Irving and 13 other first-round picks that year.

Numerous legendary coaches have lectured at the camp, including the late Jim Valvano and Hall of Famers Lou Carnesecca, Rollie Massimino, Hoop Group Skills Camp Director Bob Hurley, Bob Knight, and Herb Magee.

Brian Kennedy, who played at both Princeton and Monmouth (1990 graduate), took over the family business after graduating from Monmouth in 1990 and was President and co-founder when it was rebranded from the Pocono Invitational to the Hoop Group and became the largest basketball instructional organization in the world.

He entered the college coaching ranks in 1997 as an assistant coach at DePaul on the staff headed by his uncle Pat. There, he was part of one of major college basketball's great turn-arounds, as the Blue Demons, who won fewer than five games the year before he arrived, made the NIT quarterfinals in 1999 and then the NCAA Tournament in 2000 as a team ranked in the Top 25.

"BK" as he is known to his many friends, was involved in all aspects of the DePaul program and was a leader in efforts that brought in a group named as the nation's top recruiting class in 1998 by The Sporting News.

Among the players he helped bring to DePaul five future NBA players: Quentin Richardson, Bobby Simmons, Steven Hunter, Paul McPherson, and Andre Brown.

He stepped aside from coaching from 2002 through 2009, when he worked on Wall Street in the financial sector.

He returned to the Hoop Group as Athletic Director, serving in that capacity from 2009 until 2012, when he joined the staff at NJIT.

In his first year as an assistant, the Highlanders captured their first Division I league title when they were regular season champions of the old Great West Conference.

As with DePaul in his first turn as a college coach, Kennedy spearheaded the recruiting efforts for NJIT and he faced a major task in his first recruiting year, with all three double-figure scorers from the 2012-13 Great West champions graduating in May 2013.

Kennedy's first recruiting class (Class of 2017) has gone down as the best to

## KENNEDY'S CAREER

### HEAD COACH (2):

YEAR	SCH	CONF	W-L	PCT	NOTE
2016-17	NJIT	ASUN	11-20	.355	First year as a D-I Head Coach
2017-18	NJIT	ASUN	12-12	.500	
<b>TOTAL</b>			<b>23-32</b>	<b>.418</b>	

### ASSISTANT COACH (9):

YEAR	SCH	CONF	HEAD COACH	W-L	NOTE
1997-98	DePaul	CUSA	Pat Kennedy	7-23	
1998-99	DePaul	CUSA	Pat Kennedy	18-13	NIT Quarterfinalist
1999-00	DePaul	CUSA	Pat Kennedy	21-12	NCAA Tournament
2000-01	DePaul	CUSA	Pat Kennedy	12-18	
2001-02	DePaul	CUSA	Pat Kennedy	9-19	
2012-13	NJIT	Great West	Jim Engles	16-13	Regular Season Champs
2013-14	NJIT	Ind.	Jim Engles	13-16	
2014-15	NJIT	Ind.	Jim Engles	21-12	CIT Tournament
2015-16	NJIT	ASUN	Jim Engles	20-15	CIT Tournament

### DIVISION-I PLAYING CAREER (3):

YEAR	SCH	CONF	W-L	GP	PPG	RPG	APG	BPG	SPG
1986-87	Princeton	IVY	16-19	3	0.7	0.0	0.3	0.0	0.0
1988-89	Monmouth	NEC	15-13	27	6.8	2.1	4.1	0.0	1.4
1989-90	Monmouth*	NEC	17-12	27	5.2	2.6	4.0	0.1	1.3

\* Team Captain

date in the history of the program were vital to the Highlanders men's basketball reaching unprecedented success.

The extremely inexperienced 2013-14 team finished with a 13-16 record. But over the three seasons, the squads won a combined 52 games -- including 20 win seasons in 2014-15 (21-12) and in 2015-16 (20-15). In fact, in each of those two seasons, the Highlanders advanced to the semifinals of the national *CollegeInsider.com* Postseason Tournament (CIT).

In addition, the Highlanders won their first-ever game over a ranked opponent when they upset #17/#16 Michigan in December 2014 and scored their first-ever win over a BIG EAST Conference opponent when they topped St. John's in December 2015.

Two members of that first recruiting class put their names all over the NJIT record books. Damon Lynn, who was picked second-team all-state (all groups) by the Star-Ledger as a senior at Union Catholic High School, became the program's all-time leading scorer on Nov. 11, 2016, and finished his career with 2,153 points. He currently ranks fifth in Division-I history with 434 career three-pointers.

Tim Coleman came in the same class, entering NJIT after graduating from St. Anthony High School in Jersey City, NJ, where he played for Naismith Memorial Hall of Fame coach Bob Hurley. At St. Anthony, Coleman was a contributor on teams that won New Jersey state Tournament of Champions crowns following his sophomore and junior seasons.

Coleman carried that success into his NJIT career, as he finished as the program's all-time leading rebounder (762) and fourth all-time scorer (1,462). He departed the NCAA ranks as the only active Division-I player with at least 1,400 points, 750 rebounds, 225

assists (244), 150 steals (154) and 135 blocks (135).

Coleman and Rob Ukawuba, also part of BK's inaugural recruiting class, are now both playing professionally in the National Basketball League of Canada.

Brian Kennedy is the proud father of four children: daughters Taylor, Tatum, and Kelly; and son Brian, Jr.



Kennedy with members of his inaugural recruiting class (players left to right): Tim Coleman, Damon Lynn and Rob Ukawuba

## NJIT HIGHLANDERS ASSISTANT COACHES



### JEFF RAFFERTY

SPRINGFIELD '97 | 2ND SEASON AT NJIT

Jeff Rafferty joined the NJIT staff after serving nine years at the University of Delaware -- where he earned the title of Associate Head Coach for the 2013-14 season... The 1997 graduate of Springfield College enjoyed one of his highlight seasons in 2013-14, when the Blue Hens finished 25-10, tying for the second-most wins in program history, and made the 2014 NCAA Tournament as the #13 seed in the East Regional...Rafferty's work in helping to build the UD program was recognized by FOXSports.com as one of the Top 10 Mid-Major Assistant Coaches in the country in 2008 and by RecruitDirt.com as the top assistant coach in the CAA in 2012... Prior, he was an assistant coach at the University of New Hampshire and for four years as the top assistant at UMass Lowell (then Division II). In his time at UML, the River Hawks were a combined 94-30 and made back-to-back trips to the D-II national Elite Eight in 2003 and 2004... He coached in NCAA Division III at Union College (2000-01) and at his alma mater, Springfield, which was a combined 40-17 and reached the Division III Sweet Sixteen in his second season on staff. He began his coaching career with an internship with the NBA's Boston Celtics and coached in 1997-98 at one-time NJIT opponent Texas Pan American.



### STEPHEN SAUERS

ALBANY '90 | 1ST SEASON AT NJIT

Stephen Sauers joined NJIT in August 2017 with 25 years of coaching experience at the Division-I level. A 1990 graduate of University of Albany, Sauers spent the last two seasons as head coach for Canarias Basketball Academy in Gran Canarias, Spain, after two seasons as top assistant at UC-Riverside (2013-15). Sauers played basketball for his father -- Hall of Fame Coach Richard "Doc" Sauers -- at Albany, where he was a two-year starter, captain and team MVP as a senior. He helped lead the Great Danes to a four-year record of 77-34 and a trip to the NCAA Sweet Sixteen (1990). He then started his coaching career at Marist as a Graduate Assistant Coach (1990-91), and moved up the ladder to Assistant Coach (1993-96), Senior Assistant Coach (1996-01) and Associate Head Coach (2001-04). He left the Red Foxes to serve as head coach at United States Military Academy Prep School in 2004-05, guiding the team to a school-best 16 wins. After a stint with the Hoop Group, he returned to the college ranks as Director of Basketball Operations and Basketball Camps for Seton Hall for two seasons (2006-08). He later returned to Pirates as Interim Assistant Coach and Director of Basketball Operations from 2010-13 after a stint as an Assistant Coach at Iona College (2008-10).



### KIM WAITERS

ROBERT MORRIS '11 | 3RD SEASON AT NJIT

Kim Waiters enters his third season in his first full-time college coaching position after joining NJIT as an assistant in July 2015... In his two seasons in Newark, the Highlanders have gone 41-27 with back-to-back appearances in the semifinals of the CIT... Waiters got involved with coaching when he was an undergraduate at Robert Morris (PA) University, working as a student assistant... After graduating in 2011 with a bachelor's of Business Management, Waiters became the Director of Skills Camps at the Pocono Invitational, a prestigious overnight camp that began operation in 1963... From the Pocono Invitational, Waiters headed to The Hoop Group, the largest basketball instruction organization in the world. He directed 10 Premier Grassroots AAU team tournaments and 16 high school events featuring premier teams from Pennsylvania, New Jersey, New York and Maryland. "Kim is an outstanding person who has the potential to be one of the top young basketball coaches in the country," said former NJIT Head Coach Jim Engles. "He is a tremendous addition to our coaching staff, a tireless recruiter, terrific relationship builder and someone who believes in the values that align with both the NJIT community and our men's basketball program."



### JOE GUTOWSKI

ROANOKE '13 | 1ST SEASON AT NJIT

Joe Gutowski joined the NJIT men's basketball staff in August 2017 as Director of Basketball Operations. After starting his coaching career as an assistant for Christiansburg High School in Christiansburg, Va., Gutowski entered the college ranks in 2014-15 as an Assistant Coach and Recruiting Coordinator for Muhlenberg College men's basketball program in Allentown, Pa. Beginning in March 2015, Gutowski worked for The Hoop Group, the largest basketball instruction organization in the world. He became the Director of The Hoop Group Skills Camp in the Pocono Mountains after spending multiple years working within the Skills, Elite, and Team Tournaments Divisions. Gutowski graduated in 2013 with a bachelor's in Health and Physical Education from Roanoke College in Salem, Va. Gutowski was named to the Dean's List, received the Daniel Poe Klein Scholarship and was honored as Virginia AHPERD Major of the Year Award winner. He replaces Andrew McGlynn, who served two seasons at the post before being named Director of Basketball Operations for La Salle University.

## INDIVIDUAL HONORS

2016-17		2017-18	
<b>WEEKLY</b>	<u>ASUN Newcomer of the Week</u> Abdul Lewis	<b>PRESEASON</b>	Jan. 29 - Feb. 4 <u>ASUN Player of the Week</u> Abdul Lewis
Nov. 14-20 <u>ASUN Player of the Week</u> Damon Lynn	Feb. 20 - 23 <u>ASUN Newcomer of the Week</u> Anthony Tarke	ASUN Conference (official)	
Nov. 14-20 <u>ASUN Co-Player of the Week</u> Tim Coleman	<b>POSTSEASON</b>	<u>Preseason All-Atlantic Sun</u> Abdul Lewis Anthony Tarke	Jan. 29 - Feb. 4 <u>NJHoops.com D-I Player of the Week</u> Anthony Tarke
Dec. 26 - Jan. 2 <u>ASUN Newcomer of the Week</u> Abdul Lewis	<u>ASUN Conference (official)</u>	<b>WEEKLY</b>	
Jan. 10-16 <u>ASUN Newcomer of the Week</u> Anthony Tarke	<u>Second-Team All-Conference</u> Damon Lynn	Dec. 11-17 <u>ASUN Player of the Week</u> Anthony Tarke	
Jan. 16-22	<u>All-Freshman Team</u> Anthony Tarke	Jan. 15-21 <u>NJHoops.com D-I Player of the Week</u> Abdul Lewis	
	<u>All-Academic Team</u> Reilly Walsh		





# ABDUL LEWIS

0

R-JR | F | 6-10 | 225 | Newark, NJ | Newark East Side (South Alabama)

## HIGHLIGHTS:

- Currently ranks 17th among all active Division-I players in career rebounding average (8.4 rpg)
- Set NJIT's single-season record with **264** rebounds in 2016-17 (previously 262 set by Tim Coleman in 2015-16)
- 1/19/17 at SU: Set the program single-game rebounding record with **19** (prev. 17. Daquan Holiday, 1/12/13)
- Transferred from University of South Alabama (Sun Belt Conference) in Mobile following the 2014-15 season

## HONORS/AWARDS:

- **2017-18 (JR)**: ASUN Player of Week, Jan. 29-Feb. 5... Averaged 23.5 ppg, 10.5 rpg, 4.0 apg, 3.0 bpg in 2 contests
- **2017-18 (JR)**: NJHoops.com D-I Player of the Week, Jan. 15-21... Averaged 13.0 ppg, 10.0 rpg, 2.5 apg in 2 G
- **2017-18 (JR)**: Selected to the preseason ASUN All-Conference Team
- **2016-17 (SO)**: ASUN Newcomer of Week, Jan. 16-22... Averaged 22.0 ppg, 14.0 rpg in 2 G (20-19 at SU, 1/19)
- **2016-17 (SO)**: ASUN Newcomer of Week, Dec. 26-Jan. 1... Double-double (10 pts, 12 reb) in win at Stony Brook

## 2017-18:

- Leads ASUN in offensive rpg (3.0), which ranks 52nd in D-I; and ranks 2nd in ASUN in rpg (8.3) -- 77th in D-1
- Also ranks 2nd in double-doubles (6), 4th in bpg (1.0), 6th in FG% (.525), 15th in apg (2.0), 19th in ppg (11.5)
- Last 5 G: Averaging 17.0 ppg (85), 9.2 rpg (46) and 2.4 bpg (12), shooting .674 (31-for-46) from the floor
- 2/3 at Lipscomb: Career-high 27 points (tied team high); game-highs in rebounds (13), assists (5) & blocks (4)
- 1/20 vs. Jacksonville: Recorded game highs in points (16) and rebounds (14) for 5th double-double of season
- **Missed 2 G (1/6, 1/11) after leaving early with hip injury 1/3 at Brown (departed at 17:29 mark of first half)**
- 12/12 at Colgate: Recorded his fourth double-double of the season with 11 points, 10 rebounds in 35 minutes
- 12/9 vs. Iona: Played a career-high 40 M (entire game); had 6 points, 3 assists and a game-high 15 rebounds
- 11/28 vs. LIU: Recorded game-highs in pts (23) and reb (18^\*) w/ team-high 4 ast; ^one shy of own NJIT record
- 11/14 vs. Lafayette: Recorded second straight, double-double with 12 points and a game-high 15 rebounds
- 11/11 vs. Wagner: Started season with a double-double (12 points, 12 rebounds); Recorded 5 in 2016-17

## 2016-17:

- ASUN ranks (final): 3rd in rpg (8.5 rpg), 4th o-rpg (2.8), 22nd FG% (.449), 25th ppg (9.7); 5th in double-doubles (5)
- In ASUN play, ranked 2nd in rpg (9.4) and 15th in ppg (13.4)
- Finished 73rd in Division-I at 8.5 rpg; 108th in total rebounds (264)
- Last 12 G: Averaged 15.1 ppg (174) and 10.0 rpg (120), scoring 20+ in 5 G and grabbing 10+ rebounds in 5 G
- Had double-digit rebounds in 11 G this season, inc. in 9 of last 19 G -- averaging 9.6 rpg (182) during the span
- 2/27 at Lipscomb: Grabbed a game-high 13 rebounds to set NJIT single-season record (264); added 8 points
- 1/25 at Kennesaw State: Posted a game-high 16 rebounds in a career-high tying 38 minutes; added 8 points
- 1/21 at FGCU: Set a new career-high with 24 points (7-13, 0-0, 10-11); added 9 rebounds, 2 assists and 1 steal
- 1/19 at Stetson: Led NJIT w/ career-highs in points (20) & rebounds (19\*); \*set a program single-game record
- 1/7 at USC Upstate: Scored a then-season high 15 pts with a team-high tying 10 rebounds for his 3rd dbl-dbl
- 12/28 at Stony Brook: Notched his 2nd NJIT double-double w/ 10 points (5-8 FG) and a game-high 11 rebounds
- 12/17 at Temple: Set a career-high w/ 6 assists while tying then-career high w/ 13 rebounds; also added 4 pts
- 11/17 at Lafayette: Recorded his first NJIT double-double with 13 points and a game-high 12 rebounds

## 2015-16:

- Did not compete under NCAA transfer rules

## 2014-15 (SOUTH ALABAMA):

- As a freshman, appeared in all 33 games (started 27) for the Jaguars... Led USA at 6.7 rpg (7th in the Sun Belt)
- Ranked fifth on USA at 7.0 ppg; posted a .468 FG% (88-for-188)... Reached double-figures in eight games
- Posted a then-career-high 17 points on two occasions: 12/6 vs. Middle Tennessee & 2/21 @ Georgia Southern
- Registered nine double-figure rebounding games, with a high of 13 on 2/21 @ Georgia Southern
- Had two double-doubles: 12/6 vs. Middle Tennessee (17 pts, 12 reb) & 2/21 @ Georgia Southern (17, 13)
- 1/25 vs. NJIT: Fell one point shy of a double-double against hometown college team (9 points, 10 rebounds)

## HIGH SCHOOL:

Abdul Lewis was a standout for two New Jersey state champion teams at Newark's East Side High School... Born in Newark, Lewis was All-State Group 3, All-Essex County, All-Newark, and All-Super Essex Conference following a senior season that saw East Side claim a second consecutive state crown and post a 30-2 record for a team ranked second in the state. He averaged 11.2 points and 10.5 rebounds. Abdul was second-team All-Newark and Essex County All-Junior after his team capped his junior year with a Group 3 state title...

## PERSONAL:

Abdul-Wai Lewis... son of Terri Pettaway and Wayne Lewis... undecided major... born 12/27/95 in Newark, NJ

## LEWIS' GAME-BY-GAME

Date	FG m-a	3FG m-a	FT m-a	REB o-d	tot	pf	tp	a	to	blk	st	min
11-11 WU+	3-9	0-0	6-10	4-8	12	5	12	4	3	0	0	31
11-14 LC+	5-11	0-1	0-1	5-10	15	2	10	0	4	2	1	37
11-18 @SH+	4-9	0-3	2-4	0-5	5	4	10	2	5	0	0	31
11-22 KU+	1-1	0-0	1-2	1-6	7	2	3	2	0	0	0	17
11-25 DU+	3-6	0-1	2-2	4-7	11	3	8	2	2	0	0	27
11-28 LIU+	9-17	0-0	5-9	4-14	18	2	23	4	4	0	0	38
11-30 @WV+	2-5	1-3	2-2	0-7	7	4	7	1	6	1	0	29
12-3 UML+	4-8	0-0	2-6	3-1	4	3	10	2	5	0	0	25
12-7 @RU+	5-11	0-0	4-8	5-2	7	5	14	0	2	0	0	27
12-9 IC+	0-9	0-0	6-8	8-7	15	2	6	3	3	1	0	40
12-12 @CU+	5-8	1-1	0-0	5-5	10	3	11	2	7	0	1	35
12-16 FDU+	7-14	0-2	3-4	3-3	6	4	17	2	4	1	0	34
12-22 BAC+	4-4	0-0	0-0	1-4	5	0	8	3	1	4	1	16
12-28 @UB+	3-5	0-1	4-5	3-4	7	3	10	1	2	1	0	30
1-3 @BU+	0-0	0-0	0-0	0-0	0	0	0	0	0	0	0	3
1-6 USC												
1-11 @SU												
1-13 @FGCU+3-8	0-1	2-5	2-0	2	3	8	1	1	0	1	0	24
1-18 UNF+	4-6	0-0	2-2	2-4	6	1	10	4	0	0	0	19
1-20 JU+	6-9	0-0	4-4	6-8	14	4	16	1	4	2	0	30
1-24 @KSU+	2-5	0-0	2-5	4-0	4	2	6	1	4	0	1	35
1-27 LU+	6-7	2-2	2-4	0-7	7	5	16	2	2	3	1	21
1-29 KSU+	7-10	0-0	6-7	3-5	8	1	20	3	7	2	0	36
2-3 @LU+	10-15	2-2	5-8	2-11	13	3	27	5	4	4	1	37
2-8 FGCU												
2-10 SU												
2-15 @JU												
2-17 @UNF												
2-22 @USCU												
2-26 TBA												
3-1 TBA												
3-4 TBA												

+ Game started | \*set NJIT Record | ^tied NJIT Record

## SEASON/CAREER HIGHS

### Points

Season: 27 at Lipscomb -- 2/3/18  
Career: 27 at Lipscomb -- 2/3/18

### Rebounds

Season: 18 vs. LIU Brooklyn -- 11/28/17  
Career: 19\* at Stetson -- 1/19/17

### Assists

Season: 5 at Lipscomb -- 2/3/18  
Career: 6 at Temple -- 12/17/16

### Blocks

Season: 4 (2); last: at Lipscomb -- 2/3/18  
Career: 4 (2); last: at Lipscomb -- 2/3/18

### Steals

Season: 1 (7); last: at Lipscomb -- 2/3/18  
Career: 2 vs. Kennesaw St. -- 1/30/17

### 3-Pointers

Season: 2 (2); last: at Lipscomb -- 2/3/18  
Career: 2 (3); last: at Lipscomb -- 2/3/18


### Minutes

Season: 40 vs. Iona -- 12/9/17  
Career: 40 vs. Iona -- 12/9/17

\*set NJIT D-I Record; ^tied NJIT D-I Record

## LEWIS' CAREER STATISTICS (SOUTH ALABAMA 2014-15)

	MIN				TOTAL			3-PTS			F-THROWS			REBOUNDS														SCORING	
YEAR	GP	GS	TOT	AVG	FG	FGA	PCT	FG	FGA	PCT	FT	FTA	PCT	OFF	DEF	TOT	AVG	PF	FO	A	TO	BLK	STL	PTS	AVG				
2014-15	33	27	910	27.6	88	188	.468	1	4	.250	55	104	.529	63	164	227	6.9	91	3	22	72	18	9	232	7.0				
2015-16	DID NOT PLAY (NCAA Transfer Rules)																												
2016-17	31	31	850	27.4	109	245	.445	8	30	.267	74	111	.667	86	178	264	8.5	101	9	44	67	16	16	300	9.7				
2017-18	22	22	622	28.3	93	177	.525	6	17	.353	60	96	.625	65	118	183	8.3	61	3	45	70	21	7	252	11.5				
2018-19																													
CAREER	86	80	2382	27.7	290	610	0.475	15	51	0.294	189	311	0.608	214	460	674	7.8	253	15	111	209	55	32	784	9.1				



# TAJ PRICE

# 1

SO | F | 6-7 | 210 | Newark, NJ | Newark East Side

/TAAJ/ like: Taj Mahal

## COACH KENNEDY ON PRICE:

"Taj is a Newark product who played his HS basketball under Coaches Tavares, Garvin and Hawkins at East Side. He is a tireless worker who has a very high basketball ceiling and I believe he is just scratching the surface with his abilities. Taj will be called upon to give us immediate support "up front" as he improves his perimeter skills. His Post Grad year playing for the famed Roadrunners AAU team run by Coach Sandy Pyonin and at The Phelps School under Coach Brian Shanahan really helped to prepare him for the rigors he will face this year."

## 2017-18:

- Last 6 G: Averaging 5.3 ppg (32), 3.0 rpg (18), 0.7 bpg (4) in just 10.2 mpg (61)
- **Career vs. Non-D-I Opponents:** Averaging 9.3 ppg (37) and 6.3 rpg (25) in 14.8 mpg (59) in 4 G
- 1/18 vs. North Florida: Tied season-high with 8 points (3rd time); added 4 rebounds and 2 steals in 12 M
- 1/3 at Brown: Registered 8 points, a career-high against a D-I foe; added four rebounds and a block in 14 M
- 12/22 vs. Bryn Athyn: Posted career-highs in rebounds (8), 3FG (2) and blocks (2) with a season-high 8 points
- 11/22 vs. Kean: Logged season-highs in points (7), rebounds (5), assists (2) and minutes (15)
- 11/14 vs. Lafayette: Scored 2 points with a rebound and an assist in 4 M in his first action of the season

## 2016-17:

- DNP in 10 of the last 16 G... Didn't scored (or take a shot) in final 7 G after a career-high 13 pts, 12/22 vs. Dean
- **Vs. Non-D-I Opponents:** Averaged 11.0 ppg (22) and 6.0 rpg (12) in 16.0 mpg (32)
- 12/22: Notched career-high 13 pts (4-7 FG, 5-7 FT)... after not scoring since opener (0-1 FG in 9 M over 5 G, 7 DNP)
- 11/11 vs. Sarah Lawrence: Started season with 9 points (4-10, 1-6) and 1 rebound in 17 minutes off bench

## HIGH SCHOOL:

A forward from Newark's East Side High School, Taj Price, joins sophomore transfer Abdul Lewis on the Highlander squad after the pair guided East Side to the 2014 NJSIAA North 2 Group 3 State title, defeating Summit, 54-25. East Side, ranked second in the state in 2014, posted a 30-2 overall record. ...Price averaged 9.4ppg and 4.9rpg during his senior campaign and attended The Phelps School, a prep school, in Pennsylvania, during the 2015-16 season...

## PERSONAL:

Taj Awan-Ali Price... intends to major in engineering at NJIT

## PRICE'S GAME-BY-GAME

Date	FG m-a	3FG m-a	FT m-a	REB o-d	tot	pf	tp	a	to	bk	st	min
11-11 WU				DNP	(CD)							
11-14 LC	1-1	0-0	0-0	1-0	1	0	2	1	0	0	0	4
11-18 @SH	0-0	0-0	0-0	0-0	0	0	0	0	0	0	1	1
11-22 KU	2-4	0-0	3-4	1-4	5	3	7	2	1	0	0	15
11-25 DU	0-0	0-0	0-0	0-0	0	1	0	0	0	0	0	1
11-28 LIU				DNP	(CD)							
11-30 @WV				DNP	(CD)							
12-3 UML	0-0	0-0	0-0	0-0	0	0	0	0	0	0	0	2
12-7 @RU				DNP	(CD)							
12-9 IC	1-1	0-0	0-0	0-0	0	0	2	0	0	1	0	5
12-12 @CU				DNP	(CD)							
12-16 FDU	0-0	0-0	0-0	0-0	0	0	0	0	0	0	0	1
12-22 BAC	2-5	2-2	2-2	4-4	8	2	8	1	0	2	0	12
12-28 @UB				DNP	(CD)							
1-3 @BU	3-5	0-1	2-2	1-3	4	3	8	0	1	1	0	14
1-6 USCU	1-3	0-1	4-4	0-1	1	3	6	0	0	1	0	10
1-11 @SU	0-0	0-0	2-2	0-1	1	2	2	0	1	0	0	9
1-13 @FGCU				DNP	(CD)							
1-18 UNF	4-8	0-0	0-0	3-1	4	1	8	0	2	0	2	13
1-20 JU				DNP	(CD)							
1-24 @KSU				DNP	(CD)							
1-27 LU				DNP	(CD)							
1-29 KSU				DNP	(CD)							
2-3 @LU	0-1	0-0	0-1	0-0	0	0	0	0	0	0	0	4
2-8 FGCU												
2-10 SU												
2-15 @JU												
2-17 @UNF												
2-22 @USCU												
2-26 TBA												
3-1 TBA												
3-4 TBA												

+ Game started | \*set NJIT Record | ^tied NJIT Record

## SEASON/CAREER HIGHS

### Points

Season: 8 (3); last: vs. North Florida -- 1/18/17  
Career: 13 vs. Dean College (USCAA) -- 12/22/16

### Rebounds

Season: 8 vs. Bryn Athyn -- 12/22/17  
Career: 8 vs. Bryn Athyn -- 12/22/17

### Assists

Season: 2 vs. Kean University -- 11/22/17  
Career: 2 (2); last: vs. Kean University -- 11/22/17

### Blocks

Season: 2 vs. Bryn Athyn -- 12/22/17  
Career: 2 vs. Bryn Athyn -- 12/22/17

### Steals

Season: 2 vs. North Florida -- 1/18/17  
Career: 2 vs. North Florida -- 1/18/17

### 3-Pointers

Season: 2 vs. Bryn Athyn -- 12/22/17  
Career: 2 vs. Bryn Athyn -- 12/22/17

### Minutes

Season: 15 vs. Kean University -- 11/22/17  
Career: 18 vs. Dean College (USCAA) -- 12/22/16

\*set NJIT D-I Record; ^tied NJIT D-I Record

## PRICE'S CAREER STATISTICS

	MIN				TOTAL			3-PTS			F-THROWS			REBOUNDS				SCORING									
YEAR	GP	GS	TOT	AVG	FG	FGA	PCT	FG	FGA	PCT	FT	FTA	PCT	OFF	DEF	TOT	AVG	PF	FO	A	TO	BLK	STL	PTS	AVG		
2016-17	14	0	52	3.7	7	12	.583	0	0	.000	8	11	.727	4	13	17	1.2	12	0	3	4	1	2	22	1.6		
2017-18	13	0	91	7.0	14	28	.500	2	4	.500	13	15	.867	10	14	24	1.8	15	0	4	5	5	3	43	3.3		
2018-19																											
2019-20																											
CAREER	27	0	143	5.3	21	40	.525	2	4	.500	21	26	.808	14	27	41	1.5	27	0	7	9	6	5	65	2.4		



# SAN ANTONIO BRINSON 2

FR | F | 6-8 | 200 | Augusta, GA | Thomson/South Kent School (CT)

## COACH KENNEDY ON BRINSON:

"He is an excellent basketball player as well as a tremendous person and accomplished student. He joins our program as one of the highest-rated recruits in the programs history. He's a high-major athlete that I think NJIT fans are going to love. He reminds me a bit of Anthony Tarke, as both flew a bit under the radar and both possess excellent length, versatility, athleticism and upside. The sky is the limit for him. He should have a great career here at NJIT."

## 2017-18:

- Ranks 22nd in ASUN in bpg (0.4)
- Notched 5 pts, 5 reb vs. UNF... Prior 4 G (1/3-1/13): 0 pts (0-2 FG) in 17 M
- In 2-G span from 12/22-12/28, averaged 5.0 ppg, 5.0 rpg in 11.5 mpg
- DNP in NJIT's first two games this season after sustaining a concussion in preseason
- 12/22 vs. Bryn Athyn: Grabbed a team-high and career-high 9 rebounds with 6 pts, 2 ast and 3 blk in 15 M
- 11/22 vs. Kean: Recorded career-highs in points (7), rebounds (2), assists (3) and minutes (11)
- 11/18 @ Seton Hall: Played his first career NCAA game and logged his first point and rebound in 7 minutes
- Scored 2 points with 3 rebounds in lone exhibition game vs. St. Peter's (DNP vs. Princeton)

## HIGH SCHOOL:

The 6-foot-8, 200-pound forward, comes to NJIT after attending South Kent School in Connecticut. South Kent School, which plays in the New England Preparatory School Athletic Conference, advanced to the AAA Semifinals against Northfield and played in the National Prep School Championship Tournament first round, defeating Tilton and advancing to the quarterfinals against Hargave Military Academy. ...Brinson graduated Thomson High School in 2016, which he also attended as a freshman. As a sophomore and junior, Brinson attended Aqanis High School in Augusta, Georgia, where he was named to the 2015 All-State Class A honorable mention. ...He played AAU for the Georgia Power, based in Augusta, leading the team in points and rebounds.

## PERSONAL:

San Antonio Brinson... intends to major in business information systems at NJIT

## BRINSON'S GAME-BY-GAME

Date	FG m-a	3FG m-a	FT m-a	REB o-d	tot	pf	tp	a	to	blk	st	min
11-11 WU				DNP (concussion)								
11-14 LC				DNP (concussion)								
11-18 @ SH	0-1	0-1	1-2	0-1	1	1	1	0	0	0	0	7
11-22 KU	3-4	0-1	1-2	0-2	2	1	7	3	2	1	0	11
11-25 DU	0-0	0-0	0-0	0-0	0	1	0	0	0	0	0	3
11-28 LIU	1-2	0-1	0-0	0-0	0	0	2	0	0	1	1	7
11-30 @ WV	2-7	0-0	1-2	2-3	5	2	5	0	2	0	0	14
12-3 UML	0-2	0-0	0-0	0-0	0	1	0	0	0	0	1	5
12-7 @ RU	1-1	0-0	1-2	3-0	3	0	3	0	1	1	0	9
12-9 IC	0-1	0-0	2-2	1-0	1	0	2	0	0	0	0	4
12-12 @ CU				DNP (CD)								
12-16 FDU	0-2	0-1	0-0	0-0	0	0	0	0	0	0	0	1
12-22 BAC	2-5	0-1	2-2	3-6	9	2	6	2	1	3	0	15
12-28 @ UB	2-2	0-0	0-0	0-1	1	5	4	0	0	0	1	8
1-3 @ BU	0-0	0-0	0-0	0-0	0	0	0	0	0	0	0	3
1-6 USCU	0-0	0-0	0-0	0-0	0	1	0	0	0	0	0	3
1-11 @ SU	0-2	0-1	0-0	0-1	1	1	0	2	0	0	2	8
1-13 @FGCU	0-0	0-0	0-0	0-0	0	0	0	1	0	0	0	3
1-18 UNF	2-6	0-2	1-2	0-5	5	0	5	0	0	1	1	20
1-20 JU	1-2	0-0	0-0	1-0	1	0	2	1	0	0	0	3
1-24 @ KSU	0-2	0-1	0-0	0-1	1	0	0	0	1	0	0	6
1-27 LU	0-1	0-1	0-0	0-1	1	0	0	0	0	0	0	3
1-29 KSU				DNP (CD)								
2-3 @ LU				DNP (CD)								
2-8 FGCU												
2-10 SU												
2-15 @ JU												
2-17 @ UNF												
2-22 @USCU												
2-26 TBA												
3-1 TBA												
3-4 TBA												

+ Game started | \*set NJIT Record | ^tied NJIT Record

## SEASON/CAREER HIGHS

### Points

Season: 7 vs. Kean University -- 11/22/17

Career: 7 vs. Kean University -- 11/22/17

### Rebounds

Season: 9 vs. Bryn Athyn -- 12/22/17

Career: 9 vs. Bryn Athyn -- 12/22/17

### Assists

Season: 3 vs. Kean University -- 11/22/17

Career: 3 vs. Kean University -- 11/22/17

### Blocks

Season: 3 vs. Bryn Athyn -- 12/22/17

Career: 3 vs. Bryn Athyn -- 12/22/17

### Steals

Season: 2 at Stetson -- 1/11/18

Career: 2 at Stetson -- 1/11/18

### 3-Pointers

Season:

Career:

### Minutes

Season: 20 vs. North Florida -- 1/18/17


Career: 20 vs. North Florida -- 1/18/17

\*set NJIT D-I Record; ^tied NJIT D-I Record

## BRINSON'S CAREER STATISTICS

	MIN				TOTAL			3-PTS			F-THROWS			REBOUNDS				SCORING									
YEAR	GP	GS	TOT	AVG	FG	FGA	PCT	FG	FGA	PCT	FT	FTA	PCT	OFF	DEF	TOT	AVG	PF	FO	A	TO	BLK	STL	PTS	AVG		
2017-18	19	0	133	7.0	14	40	.350	0	10	.000	9	14	.643	10	21	31	1.6	15	1	9	7	7	6	37	1.9		
2018-19																											
2019-20																											
2020-21																											
CAREER	19	0	133	7.0	14	40	.350	0	10	.000	9	14	.643	10	21	31	1.6	15	1	9	7	7	6	37	1.9		





# CHRIS JENKINS

3

SR | G/F | 6-4 | 215 | Hillside, NJ | Gill St. Bernard's (Hofstra)

## HIGHLIGHTS:

- Transferred from Hofstra University (CAA) in Hempstead, NY, following the 2013-14 season

## HONORS/AWARDS:

- 2015-16 (SO):** A-Sun Co-Newcomer of Week, Dec. 14-20... Scored a career-high 19 points at St. John's (12/20)

## 2017-18:

- Hasn't scored since 11/30 at WVU; 0-15 FG, 0-12 3FG in his last 6 G with 11 DNP
- Last 9 G: 3 points on 1-19 FG, 1-15 3FG (and 11 DNP)... Started season averaging 10.0 ppg in first 4 contests
- In NCAA career, 85.4% of FGM (192) are 3FG (164) -- inc. all 11 FGM this season -- for 492 (87.1%) of his 565 pts
- 11/11 vs. Wagner: Knocked down 2-of-5 field goals (all 3 FG) for 6 points and a career-high-tying 4 reb in 15 M
- Averaged 9.0 ppg in two exhibition games; scored all 18 pts on 6-8 FG, 6-8 3FG vs. Princeton

## 2016-17:

- ASUN final ranks: 13th in 3FG/G (1.9) and 13th in 3FG% (.370)
- As Starter (8 G)\*: 6.3 ppg on 16-58 FG (.276), 16-52 3FG (.308)... Off Bench (21 G): 6.4 ppg on .429 FG, .404 3FG
- \* Prior 9 G before joining starting lineup (1/25-2/18): Avg'd 9.3 ppg (84) on 30-for-69 FG (.435), 24-for-57 3FG (.421)
- 2/16 vs. FGCU: Scored a season-high 17 points on a career-high-tying 5 triples in a season-high-tying 32 M
- 1/25 at Kennesaw State: Started for the first time in his NCAA career; scored 6 points (2-9, 2-9 3 FG) in 32 M
- 1/12 vs. Jacksonville: Finished with a season-high 15 points, all from beyond the arc on 5-for-9 3FG shooting
- 12/22 vs. Dean College: Scored a then season-high 14 points in just 8 minutes, draining 5-for-9 FG, 4-for-6 3FG
- 12/14 at Iona: Scored a then season-high 13 pts (5-11, 3-9, 0-0) w/ season-highs in reb (3), ast (2) & min (31)
- 11/26 at Purdue: Scored a then season-high 12 points on 4-for-6 3FG in a season-high 30 minutes

## 2015-16:

- A-Sun Ranks: **8th** in 3FG% (.399), **9th** in 3FG/G (2.0), **T-13th** in 3FGM (57) and **37th** in ppg (7.0)
- Last 13 G:** Averaged 7.9 ppg (103) on .403 3FG (31-for-77)
- Since Willis Injury (12/10):** 8.0 ppg (191), 55-136 3FG (.404) in 24 G... **Prior:** 1.5 ppg in 5.8 mpg in 4 G (5 DNP)
- 3/16 vs. Army (CIT): Did no play due to illness
- 2/25 at USCU: Scored 9 points on 3-8 3FG -- including a go-ahead triple from corner with less than :07 left
- 2/18 at UNF: Scored a team-high 16 points (5-12, 3-9, 3-3) with an assist; 2nd time led team in scoring
- 2/1 at Lipscomb: Tied career-high with 5 3FGM; scored 15 points on 5-8 shooting, all from beyond perimeter
- 1/16 at Stetson: Set career-highs in assists (3) & steals (3) while adding 14 pts, 2 reb in a season-high 28 min
- 12/28 vs. Stony Brook: Scored 15 points in a then season-high 27 min, again tying career-high with 5 3FGM
- 12/20 at St. John's: Scored a career-high 19 points on 7-for-8 shooting and 5-for-6 from beyond the arc
- 12/10 at St. Francis: Played a season-high 10 minutes, posted a season-high 2 rebounds
- 11/29 vs. UMFK: Scored his first six points as a Highlander, shooting 2-6 (all 3FGA) in a then season-high 9 min
- 11/14 at #2 Kentucky (first contest as a Highlander): Played three minutes and logged a steal

## 2014-15:

- Was not able to compete under NCAA transfer rules

## 2013-14 (HOFSTRA):

- Played in 28 out of Hofstra's 33 contests, averaging 5.4 ppg
- Ranked third on the team with 42 three-point baskets made
- Scored a career-high 17 points (5-12, 1-2) in opener (11/8 vs. Monmouth); hit a career-high, five 3-pointers
- Hit four 3-pointers on two occasions (12/30 vs. NJIT; 1/19 @ SMU)
- 12/30: Scored 12 points in game vs. NJIT (4-8, 4-7), added a rebound, assist, steal and block in 30 minutes

## HIGH SCHOOL:

Attended Gill St. Bernard's High School in Gladstone, NJ, for his senior season (2012-13), where he helped guide the Knights to a 19-8 record and a No. 17 state ranking by the Newark Star Ledger...earned third-team all-Somerset county honors and ranked 29th-best player in the state by ESPN...one of the state's top three-point shooters, sinking 59 for an average of (3.3 pg), including seven in the NJSIAA/ShopRite South Jersey, Non-Public B semifinal against the Patrick School. ...averaged 12.9 points and 4.1 rebounds in 2012-13, while scoring a season-high 29 points (on nine 3-pointers) against St. Joseph in the NJSIAA Tournament on February 27, 2013... he averaged 17 ppg for Morristown-Beard as a junior before transferring to Gill St. Bernard's...

## JENKINS' GAME-BY-GAME

Date	FG m-a	3FG m-a	FT m-a	REB o-d	tot	pf	tp	a	to	bk	st	min
11-11 WU	2-5	2-5	0-0	0-4	4	1	6	0	0	0	1	15
11-14 LC	3-4	3-4	0-0	0-0	0	1	9	0	0	0	0	18
11-18 @ SH	3-7	3-7	0-0	1-0	1	0	9	1	0	0	1	20
11-22 KU	2-3	2-3	0-0	0-1	1	0	6	1	1	0	0	5
11-25 DU	0-3	0-2	0-0	0-1	1	0	0	0	0	0	0	6
11-28 LIU	0-0	0-0	0-0	0-0	0	3	0	1	1	0	0	8
11-30 @ WV	1-1	1-1	0-0	0-0	0	1	3	1	0	0	0	13
12-3 UML	0-1	0-1	0-0	0-0	0	1	0	0	0	0	0	2
12-7 @ RU	0-2	0-2	0-0	0-0	0	1	0	0	0	0	0	5
12-9 IC												DNP (illness)
12-12 @ CU												DNP (illness)
12-16 FDU	0-0	0-0	0-0	0-0	0	0	0	0	0	0	0	2
12-22 BAC	0-7	0-6	0-0	0-0	0	0	0	1	2	0	0	10
12-28 @ UB												DNP (CD)
1-3 @ BU	0-3	0-1	0-0	0-0	0	0	0	0	0	0	1	2
1-6 USCU												DNP (CD)
1-11 @ SU												DNP (CD)
1-13 @ FGCU												DNP (CD)
1-18 UNF	0-2	0-2	0-0	0-0	0	0	0	0	0	0	0	5
1-20 JU												DNP (CD)
1-24 @ KSU												DNP (CD)
1-27 LU												DNP (CD)
1-29 KSU												DNP (CD)
2-3 @ LU												DNP (CD)
2-8 FGCU												
2-10 SU												
2-15 @ JU												
2-17 @ UNF												
2-22 @ USCU												
2-26 TBA												
3-1 TBA												
3-4 TBA												

\* Game started | \*set NJIT Record | ^tied NJIT Record

## SEASON/CAREER HIGHS

### Points

Season: 9 (2); last: at Seton Hall -- 11/18/17

Career: 19 at St. John's -- 12/20/15

### Rebounds

Season: 4 vs. Wagner -- 11/11/17

Career: 4 (3); last: vs. Wagner -- 11/11/17

### Assists

Season: 1 (5); last: vs. Bryn Athyn -- 12/22/17

Career: 3 (2); last: at Jacksonville -- 2/11/16

### Blocks

Season:

Career: 1 (6); last: at Temple -- 12/17/16

### Steals

Season: 1 (3); last: at Brown -- 1/3/18

Career: 3 at Stetson -- 1/16/16

### 3-Pointers

Season: 3 (2); last: at Seton Hall -- 11/18/17

Career: 5 (4); last: vs. FGCU -- 2/16/17

### Minutes

Season: 20 at Seton Hall -- 11/18/17

Career: 33 vs. Monmouth -- 11/8/13 (debut)

\*set NJIT D-I Record; ^tied NJIT D-I Record

## JENKINS' CAREER STATISTICS (HOFSTRA 2013-14)

	MIN			TOTAL			3-PTS			F-THROWS			REBOUNDS														SCORING	
YEAR	GP	GS	TOT	AVG	FG	FGA	PCT	FG	FGA	PCT	FT	FTA	PCT	OFF	DEF	TOT	AVG	PF	FO	A	TO	BLK	STL	PTS	AVG			
2013-14	28	0	593	21.2	49	160	.306	42	141	.298	11	16	.688	4	32	36	1.3	30	0	15	13	5	14	151	5.4			
2014-15	DID NOT PLAY (NCAA transfer rules)																											
2015-16	28	0	481	17.2	68	166	.410	57	143	.399	4	9	.444	1	21	22	0.8	30	0	9	14	0	11	197	7.0			
2016-17	29	8	528	18.2	64	170	.376	54	146	.370	2	3	.667	5	32	37	1.3	32	0	16	17	1	5	184	6.3			
2017-18	13	0	111	8.5	11	38	.289	11	34	.324	0	0	.000	1	6	7	0.5	8	0	5	4	0	3	33	2.5			
CAREER	98	8	1713	17.5	192	534	0.360	164	464	0.353	17	28	0.607	11	91	102	1.0	100	0	45	48	6	33	565	5.8			



# ZACH COOKS

# 4

FR | G | 5-9 | 155 | Lawrenceville, GA | Beckmar

## COACH KENNEDY ON COOKS:

"I saw him playing in an AAU game last summer and I said, 'That's the kid that I want, right there.' He is a tremendous outside shooter and a leader on the court. He sees the court very well. He's also one of the best on-the-ball defenders I've seen in a long time at the high-school level."

## 2017-18:

- Leads ASUN in 3FG% in conference play (.586; 17-for-29)
- Ranks 3rd in ASUN in 3FG% (.455), 7th in spg (1.6), 16th in ast/TO (1.0) & 35th in ppg (8.0)
- ASUN's 5th-leading freshman scorer at 8.0 ppg... Leads NJIT freshmen in mpg (20.4)
- Last 9 G (ASUN): Averaging 10.0 ppg (90), shooting 27-for-58 FG (.466), 17-for-29 3FG (.586); also 1.9 apg (17)
- 1/13 at FGCU: Led NJIT in scoring (12 points) for first time in career, shot 4-for-5 FG, 3-for-4 3FG in 22 M
- 1/11 at Stetson: Notched 5 points with a game-high and career-high tying 5 assists; added 4 reb and 3 steals
- 1/6 vs. USCU: Scored 15 points -- a career-high vs. a D-I foe -- with 3 rebounds, 3 assists and a steal in 22 M
- 1/3 at Brown: Set a career-high with 6 rebounds; added 5 points, 3 assists and 2 steals in 20 minutes
- 12/22 vs. Bryn Athyn: Set career-high in blocks (3) and tied career-high in assists (5) while adding 7 pts in 27 M
- 11/22 vs. Kean: Notched career-highs in points (17), rebounds (4), assists (5) and steals (5) in 22 minutes
- 11/11 vs. Wagner: Registered 2 points, 2 rebounds, 2 assists and 2 steals in 19 minutes in his NCAA debut
- Scored 2 pts w/ game-highs in assists (5) & steals (4) in lone exhibition game vs. Princeton (DNP vs. St. Peter's)

## HIGH SCHOOL:

A 5-foot-9 point guard known for both excellent ball-handling and play-making abilities. ...spent his first two high school seasons at Norcross HS. ...he transferred to Berkmar HS last season and helped guide the Patriots to a Sweet 16 in the State Tournament. ...averaged 11.4 points per game and 2.5 assists per game at Berkmar as a junior while earning a Scholar Athlete Award. ...Cooks plays AAU basketball with the Southern Stampede and named co-MVP of the 2016 Best of the South AAU Tournament after averaging 27 points per game.

## PERSONAL:

Zach Cooks.... intends to major in marketing

## COOKS' GAME-BY-GAME

Date	FG m-a	3FG m-a	FT m-a	REB o-d	tot	pf	tp	a	to	bk	st	min
11-11 WU	1-4	0-0	0-2	0-2	2	2	2	2	1	0	2	19
11-14 LC	3-7	0-3	1-1	0-2	2	1	7	1	1	0	1	15
11-18 @SH	2-5	1-3	0-0	0-1	1	4	5	1	1	0	0	15
11-22 KU	6-7	5-6	0-0	1-3	4	2	17	5	2	0	5	22
11-25 DU	2-5	1-3	2-2	0-1	1	4	7	3	2	0	1	19
11-28 LIU	1-2	1-1	2-3	0-0	0	0	5	2	1	0	0	11
11-30 @WV	0-2	0-2	4-4	0-1	1	0	4	2	3	0	1	20
12-3 UML	3-7	1-3	3-4	1-1	2	1	10	3	2	0	2	19
12-7 @RU	1-4	1-3	2-2	2-0	2	0	5	1	1	0	4	18
12-9 IC+	1-4	0-1	0-0	0-1	1	1	2	1	1	0	0	15
12-12 @CU	2-3	0-1	0-0	0-1	1	3	4	0	1	0	1	12
12-16 FDU	5-7	0-2	2-2	2-1	3	1	12	1	1	1	3	26
12-22 BAC	3-7	1-5	0-0	0-2	2	1	7	5	5	3	1	27
12-28 @UB	4-8	1-2	0-0	0-2	2	1	9	1	1	0	2	25
1-3 @BU	2-5	1-2	0-2	0-6	6	0	5	3	1	0	2	20
1-6 USCU	5-6	3-3	2-2	0-3	3	0	15	3	2	0	1	22
1-11 @SU	1-6	1-3	3-4	0-4	4	1	6	5	2	0	3	26
1-13 @FGCU	4-5	3-4	1-2	0-0	0	0	12	1	4	0	0	22
1-18 UNF	4-10	2-5	0-0	0-2	2	0	10	2	0	0	0	15
1-20 JU	3-8	1-2	0-0	0-0	0	0	7	1	2	0	1	24
1-24 @KSU	1-5	1-1	2-2	0-1	1	1	5	2	2	0	3	18
1-27 LU	5-8	2-4	2-4	1-2	3	4	14	1	4	1	3	24
1-29 KSU	2-5	2-4	3-4	0-2	2	1	9	2	2	0	0	27
2-3 @LU	2-6	2-3	6-6	0-5	5	1	12	0	2	0	3	28
2-8 FGCU												
2-10 SU												
2-15 @JU												
2-17 @UNF												
2-22 @USCU												
2-26 TBA												
3-1 TBA												
3-4 TBA												

+ Game started | \*set NJIT Record | ^tied NJIT Record

## SEASON/CAREER HIGHS

### Points

Season: 17 vs. Kean University -- 11/22/17

Career: 17 vs. Kean University -- 11/22/17

### Rebounds

Season: 6 at Brown -- 1/3/18

Career: 6 at Brown -- 1/3/18

### Assists

Season: 5 (3); last: at Stetson -- 1/11/18

Career: 5 (3); last: at Stetson -- 1/11/18

### Blocks

Season: 3 vs. Bryn Athyn -- 12/22/17

Career: 3 vs. Bryn Athyn -- 12/22/17

### Steals

Season: 5 vs. Kean University -- 11/22/17

Career: 5 vs. Kean University -- 11/22/17

### 3-Pointers

Season: 5 vs. Kean University -- 11/22/17

Career: 5 vs. Kean University -- 11/22/17

### Minutes

Season: 28 at Lipscomb -- 2/3/18

Career: 28 at Lipscomb -- 2/3/18

\*set NJIT D-I Record; ^tied NJIT D-I Record

## COOKS' CAREER STATISTICS

	MIN				TOTAL			3-PTS			F-THROWS			REBOUNDS				SCORING									
YEAR	GP	GS	TOT	AVG	FG	FGA	PCT	FG	FGA	PCT	FT	FTA	PCT	OFF	DEF	TOT	AVG	PF	FO	A	TO	BLK	STL	PTS	AVG		
2017-18	24	0	489	20.4	63	136	.463	30	66	.455	35	46	.761	7	43	50	2.1	29	0	48	45	5	39	191	8.0		
2018-19																											
2019-20																											
2020-21																											
CAREER	24	0	489	20.4	63	136	.463	30	66	.455	35	46	.761	7	43	50	2.1	29	0	48	45	5	39	191	8.0		



# DAVID KACHELRIES 10

FR | G | 6-1 | 160 | Emmaus, PA | Emmaus

/KACK-ull-reese/

## COACH KENNEDY ON KACHELRIES:

"He is a very electric player. He's only six-foot but he can dunk on you at any time and is also a tremendous outside shooter."

## 2017-18:

- Averaging 3.4 ppg in just 7.1 mpg in his 14 games this season; shooting 21-for-36 FG (.583)
- 12/22 vs. Bryn Athyn: Scored a career-high 12 points on 6-9 FG and added a career-high 4 rebounds in 16 M
- 11/30 at No. 19 West Virginia: Scored 8 pts on 3-6 FG in just 8 minutes; added 1 rebound and 1 steal
- 11/18 at No. 22 Seton Hall: Knocked down all 3 FGA (1 3FG) for 7 points in 8 minutes
- 11/14 vs. Lafayette: Scored the first 9 pts of his NCAA career (4-6 FG; 1-1 3FG) added 1 reb, 2 ast, 2 stl & 1 blk
- Scored 10 pts on 4-6 FG, 2-2 3FG shooting with 2 stl in lone exhibition game vs. St. Peter's (DNP vs. Princeton)

## HIGH SCHOOL:

Emmaus High School all-time leading scorer David Kachelries ended his high school career with 1,910 points. ... Kachelries earned Class 6A second-team honors while averaging 23.8ppg. ... the 6-foot-1 point guard, a first-team all-league and third-team all-State selection as a junior led the Green Hornets to a third-place finish in the District 11 tournament and advance to the second round of the PIAA 4A state tournament in 2016. ...As a junior, he averaged 20.8 points per game, including 5.3 assists, 2.1 rebounds and 2.7 steals per game. ...a stand-out shooter and 1,000-point career scorer, Kachelries, drained 54 three-pointers while posting a 60 field-goal percentage. ...In the PIAA opener, he posted a 37-point performance against Martin Luther King (Philadelphia) H.S. ...plays AAU with Sports U/Team Izod, one of the top basketball powers in New Jersey.

## PERSONAL:

David Kachelries... son of Bob and Susan Kachelries... undecided major

## KACHELRIES' GAME-BY-GAME

Date	FG m-a	3FG m-a	FT m-a	REB o-d	tot	pf	tp	a	to	blk	st	min
11-11 WU	0-0	0-0	0-0	0-0	0	0	0	0	1	0	0	2
11-14 LC	4-6	1-1	0-2	0-1	1	1	9	2	0	1	2	15
11-18 @ SH	3-3	1-1	0-0	0-0	0	0	7	1	2	0	0	8
11-22 KU	3-5	0-1	2-2	1-0	1	2	8	4	1	1	4	21
11-25 DU	0-1	0-0	0-0	0-1	1	0	0	0	0	0	0	1
11-28 LIU												
11-30 @ WV	3-6	0-2	0-0	1-0	1	2	6	0	0	0	1	8
12-3 UML	0-0	0-0	0-0	0-0	0	0	0	0	0	0	0	3
12-7 @ RU	0-2	0-2	0-0	0-0	0	3	0	0	0	0	0	4
12-9 IC	1-1	1-1	0-0	1-0	1	0	3	0	0	0	0	5
12-12 @ CU	0-0	0-0	0-0	0-0	0	0	0	0	0	0	0	4
12-16 FDU												
12-22 BAC	6-9	0-2	0-0	3-1	4	3	12	1	0	0	0	16
12-28 @ UB												
1-3 @ BU	0-1	0-0	0-0	0-0	0	1	0	0	1	0	0	2
1-6 USCU												
1-11 @ SU	0-0	0-0	0-0	0-0	0	0	0	0	1	0	0	2
1-13 @ FGCU												
1-18 UNF	1-2	0-0	0-0	0-0	0	1	2	0	1	0	0	9
1-20 JU												
1-24 @ KSU												
1-27 LU												
1-29 KSU												
2-3 @ LU												
2-8 FGCU												
2-10 SU												
2-15 @ JU												
2-17 @ UNF												
2-22 @USCU												
2-26 TBA												
3-1 TBA												
3-4 TBA												

+ Game started | \*set NJIT Record | ^tied NJIT Record

## SEASON/CAREER HIGHS

### Points

Season: 12 vs. Bryn Athyn -- 12/22/17

Career: 12 vs. Bryn Athyn -- 12/22/17

### Rebounds

Season: 4 vs. Bryn Athyn -- 12/22/17

Career: 4 vs. Bryn Athyn -- 12/22/17

### Assists

Season: 4 vs. Kean University -- 11/22/17

Career: 4 vs. Kean University -- 11/22/17

### Blocks

Season: 1 (2); last: vs. Kean University -- 11/22/17

Career: 1 (2); last: vs. Kean University -- 11/22/17

### Steals

Season: 4 vs. Kean University -- 11/22/17

Career: 4 vs. Kean University -- 11/22/17

### 3-Pointers

Season: 1 (3); last: vs. Iona -- 12/9/17

Career: 1 (3); last: vs. Iona -- 12/9/17

### Minutes

Season: 21 vs. Kean University -- 11/22/17

Career: 21 vs. Kean University -- 11/22/17

\*set NJIT D-I Record; ^tied NJIT D-I Record

## KACHELRIES' CAREER STATISTICS

	MIN				TOTAL			3-PTS			F-THROWS			REBOUNDS														SCORING	
YEAR	GP	GS	TOT	AVG	FG	FGA	PCT	FG	FGA	PCT	FT	FTA	PCT	OFF	DEF	TOT	AVG	PF	FO	A	TO	BLK	STL	PTS	AVG				
2017-18	14	0	100	7.1	21	36	.583	3	10	.300	2	4	.500	6	3	9	0.6	13	0	8	7	2	7	47	3.4				
2018-19																													
2019-20																													
2020-21																													
CAREER	14	0	100	7.1	21	36	.583	3	10	.300	2	4	.500	6	3	9	0.6	13	0	8	7	2	7	47	3.4				





# SHYQUAN GIBBS

# 11

SO | G | 6-1 | 150 | Hillside, NJ | St. Anthony's

/SHY-qwan/

## COACH KENNEDY ON GIBBS:

"Shyquan is a coach's dream. He is a Valedictorian in the classroom and a State Champion on the court. His apprenticeship under his father Shelton (former St. Peter's college great and current Snyder HS Head Coach) and Hall of Fame Coach Bob Hurley have Shy more than prepared for great success as a Highlander."

## HIGHLIGHTS:

- Scored the first four points in history of the Wellness & Events Center (WEC) on a four-point play, 11/11 vs. WU

## 2017-18:

- Ranks 6th in ast/TO ratio (2.0), 18th in spg (1.0), 21st in apg (1.9)... Last 18 G: 39 ast to just 15 TO in 428 M
- Would rank 4th in ASUN in 3FG% (.450; 18-40) if he had enough attempts to qualify (KSU's Masterson, .495)
- Last 11 G: Averaging 6.1 ppg (67), 2.0 apg (22), 1.0 spg (11)... didn't score in the prior 2 G (40 M)
- 11/28-12/9: Did not commit a turnover in 5 consecutive games and 123 minutes; handed out 10 assists in span
- 1/18 vs. North Florida: Handed out a season-high 5 assists in just 20 M; added 5 points and 1 rebound
- 11/14 vs. Lafayette: Scored 14 points on 6-8 FG, 2-3 3FG along with 3 rebounds, 2 assists and 2 steals in 25 M
- 11/11 vs. Wagner: Logged 9 points, 2 rebounds and first block in NCAA career in 24 M before fouling out
- Averaged 6.0 ppg, 2.5 apg in two exhibition games (both starts), including 9 pts vs. St. Peter's

## 2016-17:

- ASUN final ranks: 12th in assists/TO ratio (1.6), 25th in spg (0.7)... First 21 G: 38 points... Last 9 G: 61 points
- Last 9 G: 6.8 ppg (61), 1.6 ppg (14), 2.0 apg (18), 1.3 spg (12) on 22-for-48 FG (.457), 10-for-23 3FG (.435)
- As a Starter\* (13 G): 5.4 ppg (70), 2.0 apg (26) with just 1.2 TO/G (15)...\*first starts of career
- Started season averaging 23.5 mpg in first 4 G... then just 8.3 mpg and 1 DNP over NJIT's next 9 G
- 2/27 at Lipscomb: Started and played just 3 minutes as result of a toe injury (did not record a stat)
- 2/23 vs. USC Upstate: Scored 10 points, including game-winning FTs with 0:07 left; added 4 ast, 3 reb, 1 stl
- 1/30 vs. Kennesaw St.: Played all 40 M and scored career-high 16 pts (6-8, 2-2, 2-3); go-ahead layup w/ :17 left
- 1/28 vs. Lipscomb: Scored then-career-high 14 points (5-6, 2-3, 2-4) w/ 3 rebounds, 3 assists, 3 steals in 39 M
- 1/25 at Kennesaw State: Played a career-high 38 minutes and didn't commit a TO; had 4 points and 2 assists
- 1/14 vs. North Florida: Made first start of NCAA career; posted 2 pts w/ game-high 4 asts in career-high 32 M
- 12/22 vs. Dean: Scored 5 pts w/ career-highs in asts (7) and stls (3) in 28 min... after just 8.3 mpg in prior 8 G
- 11/30 vs. Saint Francis: Recorded then-career-high 6 pts (2-2, 0-0, 2-2) and 4 rebounds in 27 M; added 2 asts
- 11/17 at Lafayette: Scored a then career-high 4 points in a career-high 31 minutes
- 11/11 vs. Sarah Lawrence: Started NCAA career with 3 points, 1 rebound and 2 assists in 19 minutes

## HIGH SCHOOL:

Shyquan Gibbs a graduate of St. Anthony's High School in Jersey City, where he was coached by Bob Hurley, a 2010 inductee into the Naismith Memorial Basketball Hall of Fame, will be the third St. Anthony alumnus on the Highlander roster, which features senior Tim Coleman and sophomore Mohamed Bendary. ...Gibbs, ranked among the top 25 New Jersey players in the Class of 2016 by NJHoops.com, led the Friars (26-0) to be ranked No.1 Boys High School basketball team in New Jersey and fourth-best in the nation, according to USA Today. ...as a junior, Gibbs helped the Friars to a 28-2 record and sixth consecutive NJSIAA Non-Public, North B Championship. ...Gibbs played for the Jersey City Boys Club on the AAU circuit.

## PERSONAL:

Shyquan Wanya Gibbs. ... son of Shelton and Elyse Gibbs... Shelton, a longtime boys basketball coach at Henry Snyder (NJ) H.S., is a member of the Saint Peter's (NJ) University Athletic Hall of Fame and still ranks fourth on the Peacocks' all-time career scoring list... Shyquan's older brother, Shelton Jr., was a key player on St. Anthony's 2004 undefeated team... Gibbs, who intends to major in business at NJIT, was named St. Anthony High School Valedictorian, News12 co-Scholar-Athlete of the Week (November 15, 2015) and recipient of the Investors Bank Academic Excellence Award.

## GIBBS' GAME-BY-GAME

Date	FG m-a	3FG m-a	FT m-a	REB o-d	tot	pf	tp	a	to	bk	st	min
11-11 WU+	3-4	2-2	1-1	0-2	2	5	9	0	1	1	0	24
11-14 LC+	6-8	2-3	0-0	0-3	3	2	14	2	0	0	2	25
11-18 @ SH+	2-2	1-1	2-2	1-3	4	1	7	1	3	0	0	28
11-22 KU+	0-0	0-0	2-2	0-1	1	1	2	2	0	0	0	16
11-25 DU+	2-2	1-1	0-0	0-3	3	4	5	2	3	0	1	21
11-28 LIU+	1-3	1-2	0-0	0-2	2	4	3	2	0	0	2	36
11-30 @ WV+	2-4	1-1	2-2	0-3	3	3	7	1	0	0	2	19
12-3 UML+	1-5	0-0	0-0	0-1	1	2	2	1	0	0	2	21
12-7 @ RU+	0-3	0-0	4-4	1-4	5	4	4	3	0	1	2	22
12-9 IC+	3-8	1-5	2-4	1-4	5	2	9	3	0	0	0	25
12-12 @ CU+	1-5	1-2	2-2	2-1	3	4	5	3	1	0	1	25
12-16 FDU+	0-2	0-1	0-0	2-2	4	3	0	3	0	0	0	27
12-22 BAC+	0-3	0-2	0-0	0-1	1	1	0	1	1	0	2	13
12-28 @ UB+	2-6	1-3	1-2	1-1	2	2	6	2	1	0	0	29
1-3 @ BU+	5-9	2-3	1-1	1-4	5	2	13	1	1	0	0	29
1-6 USCJ+	2-5	2-5	6-6	0-2	2	1	12	1	2	0	0	22
1-11 @ SU+	1-1	1-1	0-0	0-0	0	0	3	2	0	0	0	15
1-13 @FGCU+2-3	0-1	2-2	0-0	0	3	6	1	1	0	1	22	
1-18 UNF+	2-5	1-2	0-0	0-1	1	1	5	5	1	0	0	20
1-20 JU+	2-4	0-1	3-5	0-4	4	1	7	3	2	0	2	25
1-24 @ KSU+	2-4	1-1	1-2	1-1	2	2	6	2	3	0	4	22
1-27 LU+	2-4	0-1	0-0	0-1	1	4	4	1	1	0	4	26
1-29 KSU+	1-4	0-2	1-2	0-2	2	2	3	4	1	0	0	16
2-3 @ LU+	1-1	0-0	0-0	0-1	1	3	2	0	1	0	0	14
2-8 FGCU												
2-10 SU												
2-15 @ JU												
2-17 @ UNF												
2-22 @USCU												
2-26 TBA												
3-1 TBA												
3-4 TBA												

+ Game started | \*set NJIT Record | ^tied NJIT Record

## SEASON/CAREER HIGHS

### Points

Season: 14 vs. Lafayette -- 11/14/17

Career: 16 vs. Kennesaw State -- 1/30/17

### Rebounds

Season: 5 (3); last: at Brown -- 1/3/18

Career: 5 (3); last: at Brown -- 1/3/18

### Assists

Season: 5 vs. North Florida -- 1/18/17

Career: 7 vs. Dean College (USCAA) -- 12/22/16

### Blocks

Season: 1 (2); last: at Rutgers -- 12/7/17

Career: 1 (2); last: at Rutgers -- 12/7/17

### Steals

Season: 4 (2); last: vs. Lipscomb -- 1/27/18

Career: 4 (2); last: vs. Lipscomb -- 1/27/18

### 3-Pointers

Season: 2 (4); last: vs. USC Upstate -- 1/6/18

Career: 2 (7); last: at Brown -- 1/3/18

### Minutes

Season: 36 vs. LIU Brooklyn -- 11/28/17

Career: 40 vs. Kennesaw State -- 1/30/17

\*set NJIT D-I Record; ^tied NJIT D-I Record

## GIBBS' CAREER STATISTICS

	MIN				TOTAL			3-PTS			F-THROWS			REBOUNDS				SCORING									
YEAR	GP	GS	TOT	AVG	FG	FGA	PCT	FG	FGA	PCT	FT	FTA	PCT	OFF	DEF	TOT	AVG	PF	FO	A	TO	BLK	STL	PTS	AVG		
2016-17	30	13	623	20.8	35	95	.368	11	37	.297	18	27	.667	6	28	34	1.1	44	0	49	30	1	22	99	3.3		
2017-18	24	24	542	22.6	43	95	.453	18	40	.450	30	37	.811	10	47	57	2.4	57	1	46	23	2	25	134	5.6		
2018-19																											
2019-20																											
CAREER	54	37	1165	21.6	78	190	.411	29	77	.377	48	64	.750	16	75	91	1.7	101	1	95	53	3	47	233	4.3		



# ANTHONY TARKE

# 12

SO | F | 6-6 | 205 | Gaithersburg, MD | Gaithersburg

/TARKE/

## COACH KENNEDY ON TARKE:

"Anthony is a tremendous athlete who should have an immediate impact in the ASUN. His versatility on the court should prove invaluable as the season progresses and he becomes adjusted to the college game. The experience he gained playing for Coach Ian Turnbull at Coastal Academy combined with his experience under the tutelage of Arty Jones are invaluable as he begins his career in Brick City."

## HIGHLIGHTS:

- **2017-18 (SO):** NJHoops.com D-I Player of the Week, Jan. 29-Feb. 4... Averaged 22.5 ppg, 6.5 rpg, 1.5 apg in 2 G
- **2017-18 (SO):** ASUN Player of Week, Dec. 11-17... Averaged 19.0 ppg, 5.0 rpg, 3.0 apg and 1.5 spg in 2 contests
- **2017-18 (SO):** Selected to the preseason ASUN All-Conference Team
- **2016-17 (FR):** Selected to the postseason ASUN All-Freshman Team (first NJIT player to earn this honor)
- **2016-17 (FR):** ASUN Newcomer of Week, Feb. 20-23... Notched team-high 18 pts with 7 reb, 2 ast, 1 blk in win
- **2016-17 (FR):** ASUN Newcomer of Week, Jan. 9-15... Averaged 17.5 ppg, 8.0 rpg, 2.0 apg, 1.5 spg in 2 G
- Became 1st Highlander w/ double-double in NCAA debut vs. SLC, 11/11 (13 pts, 10 reb); just 5th FR to record feat
- With **307** points, Tarke had the highest scoring total by an NJIT freshman since **Damon Lynn** in 2013-14 (500)

## 2017-18:

- Ranks 7th in ASUN in ppg (15.7), 8th in rpg (6.1), 8th in bpg (0.8), 11th in spg (1.3) and 23rd in apg (1.8)
- Has scored in double-figures in his last 6 G (18.7 ppg; 112 pts) and in 21 of 24 contests this season
- Has led NJIT in scoring in 12 of the last 18 G, averaging 17.4 ppg (314) and 6.7 rpg (120) in the span
- Going back to last season, led (or co-led) NJIT in scoring in 16 of the last 27 G -- avg'g 16.0 ppg (431) in span
- 2/3 at Lipscomb: Posted career-high-tying and team-high-tying 27 points; also drained career-high 5 3FGM
- 1/24 at KSU: Career-high 27\* points on 10-of-14 FG, 2-4 3FG (\*NJIT season-high); also game-high 9 rebounds
- 1/11 at Stetson: Netted a game-high 23 points, tying his career high (3rd time); added 6 reb, 2 ast and 2 blk
- 1/6 vs. USCU: Scored a game-high 21 points on 7-13 FG, 2-5 3FG; added 5 rebounds and an assist, steal, block
- 1/3 at Brown: Posted a game-high 17 points while tying game-highs in rebounds (8) & assists (6\*); \*career high
- 11/30-12/16: Led (or co-led) NJIT in scoring in 6 straight games; avg'd 18.2 ppg (109), 6.7 rpg (40) & 2.3 spg (14)
- 12/12 at Colgate: Scored a game-high-tying 21 points while logging career-highs in assists (5) & minutes (40)
- 12/9 vs. Iona: Registered a game-high (and season-high) 21 points; added 6 rebounds and 3 steals in 31 M
- 12/7 at Rutgers: Recorded game-highs with 19 points and a career-high 12 rebounds; set career-high w/ 4 stl
- 12/3 vs. UMass Lowell: Posted a game-high (then season-high) 18 points; team-highs in reb (6), ast (3), stl (3)
- 11/30 at No. 19 West Virginia: Scored a team-high 13 points while adding 6 reb, 1 ast and 1 stl in 25 minutes
- 11/11 vs. Wagner: Posted team-highs in points (13) and blocks (2) with four rebounds and two points

## 2016-17:

- ASUN final ranks: 6th in FG% (.522), 9th in spg (1.1), 9th in o-rpg (1.6), 18th in rpg (4.7) and 24th in ppg (9.9)
- Among ASUN freshman\*, ranked 2nd in ppg (9.9), FG% (.522), rpg (4.7), o-rpg (1.6), spg (1.1) and bpg (0.5)
- ^ In ASUN play, led all freshmen in scoring at 12.5 ppg -- which ranked 18th overall
- Led team in scoring the last 3 games (18.0 ppg; 2-1 record) and in 4 of the last 6 contests (17.1 ppg; 2-4 record)
- **Since joining starting lineup^ (7 G):** Averaged 17.3 ppg (115), 6.3 rpg (44)... ^first of career (2/4-2/18, 2/27)
- **Last 14 G (1/12-on):** Averaged 14.0 ppg (196), 5.1 rpg (71) on 74-for-131 FG (.565)... **Last 22 G:** 11.8 ppg (260)
- In 2 G vs. BIG 10 opponents (Purdue, Minnesota): Averaged 10.0 ppg on .533 shooting (8-for-15) and 4.5 rpg
- First 4 G of NCAA Career: Started season averaging 8.0 ppg and 7.3 rpg over 21.0 mpg
- 2/27 at Lipscomb: Recorded a team-high 21 pts & 3 blk (career-high) in a career-high 39 M; added 7 reb, 2 ast
- 2/23 vs. USC Upstate: Scored a team-high 18 points (7-13, 1-2, 3-4), with 7 rebounds, 2 assists and 1 block
- 2/18 vs. Stetson: Notched 3rd double-double w/ team-high 15 points & 10 boards; had blk & stl in final 0:30
- 2/9 at UNF: Tied career-high w/ 23 pts; added 7 rebounds and game-high-tying totals in steals (3) & blocks (2)
- 1/14 vs. UNF: Scored career-high 23 pts w/ game-highs in boards (10) & steals (3); 2nd dbl-dbl (1st vs. D-I foe)
- 1/4 vs. Brown: Led team in scoring with a then-career high 16 pts; added 6 reb, 3\* ast, 2\* stl, 2 blk (\*tied c-h)
- 12/6 at Minnesota: Scored then career-high tying 13 points (5-11, 2-5, 1-2) w/ 5 rebounds and a steal in 21 M
- 11/26 at No. 17 Purdue: Recorded 7 points, 4 rebounds (inc. a team-high 3 o-reb) and 1 steal in just 10 M
- 11/11 vs. Sarah Lawrence: Started NCAA career with double-double (13 pts, 10 reb); added 2 ast and 1 blk

## HIGH SCHOOL:

Anthony Tarke, a 2015 graduate of Gaithersburg High School, helped Gaithersburg to an 18-7 overall record and attended Coastal Academy US in Neptune, New Jersey for the 2015-16 season.

## PERSONAL:

Anthony Shey Tarke... son of Elizabeth Tarke... intends to major in business

## TARKE'S GAME-BY-GAME

Date	FG m-a	3FG m-a	FT m-a	REB o-d	tot	pf	tp	a	to	bk	st	min
11-11 WU+	4-10	0-4	5-11	1-3	4	3	13	0	3	2	2	32
11-14 LC+	4-10	2-4	2-2	0-3	3	4	12	2	0	1	2	19
11-18 @SH+	2-12	1-6	0-2	1-4	5	1	5	1	2	0	0	33
11-22 KU+	5-7	0-1	2-2	0-5	5	2	12	2	2	1	0	14
11-25 DU+	4-13	1-5	4-5	0-7	7	3	13	1	3	3	0	32
11-28 LIU+	4-14	0-5	0-1	1-2	3	3	8	2	0	3	1	29
11-30 @WV+	6-15	1-4	0-1	2-4	6	3	13	1	3	0	1	25
12-3 UML+	7-12	3-3	1-2	2-4	6	2	18	3	1	0	3	32
12-7 @RU+	8-22	1-6	2-3	6-6	12	3	19	1	3	0	4	36
12-9 IC+	7-17	1-5	6-8	4-2	6	1	21	0	3	0	3	31
12-12 @CU+	7-17	2-5	5-8	2-3	5	0	21	5	3	0	1	40
12-16 FDU+	5-13	2-7	5-7	1-4	5	2	17	1	6	1	2	37
12-22 BAC+	5-8	2-4	2-2	1-5	6	1	14	1	3	0	1	18
12-28 @UB+	5-11	2-5	0-0	1-4	5	5	12	2	0	0	0	29
1-3 @BU+	5-14	2-6	5-6	4-4	8	1	17	6	1	1	1	37
1-6 USCU+	7-13	2-5	5-8	1-4	5	2	21	1	0	1	1	36
1-11 @SU+	9-20	4-10	1-3	4-2	6	2	23	2	2	2	0	37
1-13 @FGCU+2-11	1-4	1-2	2-6	8	4	6	2	1	0	2	0	31
1-18 UNF+	4-6	1-1	1-1	0-6	6	1	10	4	1	2	1	20
1-20 JU+	4-13	0-6	2-5	1-8	9	3	10	1	7	2	0	37
1-24 @KSU+	10-14	2-4	5-10	0-9	9	0	27	0	1	0	1	34
1-27 LU+	6-14	1-4	7-10	0-5	5	2	20	3	2	0	2	42
1-29 KSU+	5-11	0-2	8-10	1-7	8	4	18	2	1	1	0	38
2-3 @LU+	10-20	5-10	2-4	1-4	5	3	27	1	2	0	2	36
2-8 FGCU												
2-10 SU												
2-15 @JU												
2-17 @UNF												
2-22 @USCU												
2-26 TBA												
3-1 TBA												
3-4 TBA												

+ Game started | \*set NJIT Record | ^tied NJIT Record

## SEASON/CAREER HIGHS

### Points

Season: 27 (2); last: at Lipscomb -- 2/3/18  
Career: 27 (2); last: at Lipscomb -- 2/3/18

### Rebounds

Season: 12 at Rutgers -- 12/7/17  
Career: 12 at Rutgers -- 12/7/17

### Assists

Season: 6 at Brown -- 1/3/18  
Career: 6 at Brown -- 1/3/18

### Blocks

Season: 3 (2); last: vs. LIU Brooklyn -- 11/28/17  
Career: 3 (3); last: vs. LIU Brooklyn -- 11/28/17

### Steals

Season: 4 at Rutgers -- 12/7/17  
Career: 4 at Rutgers -- 12/7/17

### 3-Pointers

Season: 5 at Lipscomb -- 2/3/18  
Career: 5 at Lipscomb -- 2/3/18

### Minutes

Season: 42 vs. Lipscomb -- 1/27/18  
Career: 42 vs. Lipscomb -- 1/27/18

\*set NJIT D-I Record; ^tied NJIT D-I Record

## TARKE'S CAREER STATISTICS

	MIN				TOTAL			3-PTS			F-THROWS			REBOUNDS				SCORING									
YEAR	GP	GS	TOT	AVG	FG	FGA	PCT	FG	FGA	PCT	FT	FTA	PCT	OFF	DEF	TOT	AVG	PF	FO	A	TO	BLK	STL	PTS	AVG		
2016-17	31	6	687	22.2	119	228	.522	27	74	.365	42	72	.583	51	94	145	4.7	62	0	30	69	16	33	307	9.9		
2017-18	24	24	755	31.5	135	317	.426	36	116	.310	71	113	.628	36	111	147	6.1	55	1	44	52	20	30	377	15.7		
2018-19																											
2019-20																											
CAREER	55	30	1442	26.2	254	545	.466	63	190	.332	113	185	.611	87	205	292	5.3	117	1	74	121	36	63	684	12.4		



# REILLY WALSH

# 14

JR | G | 6-3 | 180 | Staten Island, NY | St Peter's Boys

## HIGHLIGHTS:

- **2016-17 (SO):** Selected ASUN All-Academic Team (first NJIT player to earn this honor; only selection with a 4.0)
- **2014-15 (HS):** Won Warren Jaques Award, presented annually to the top high school player on Staten Island

## 2017-18:

- Ranks t14th in ASUN in spg (1.2)...Has started all 24 games this season (first starts of NCAA career)
- Last 10 G: Averaging 5.9 ppg (59), 3.5 rpg (35), 1.2 spg (12)
- Going back to last season, averaging 6.5 ppg (78) in last his last 12 ASUN games
- Last 27 G (going back to last season): Averaging 5.0 ppg (135)... First 24 G of career: Averaged 1.6 ppg (38)
- 1/24 at KSU: Contributed 9 points (3-6 FG, 1-1 3FG, 2-2 FT); added 5 rebounds and career-high-tying 3 steals
- 1/18 vs. North Florida: Handed out a career-high 4 assists; added 9 points (4-5 FG, 1-1 3FG), 4 reb, 2 stl in 18 M
- 1/13 at FGCU: Grabbed a career-high 8 rebounds; added 2 points and 1 steal in 30 minutes
- 1/7 vs. USCU: Scored a career-high 15 points on 5-8 FG, 3-5 3FG; contributed 5 rebounds and an assist in 27 M
- 11/25 vs. Drexel: Scored a game-high 14 points (first time in career led NJIT in scoring); added 3 ast, 3 stl, 2 reb
- 11/11 vs. Wagner: Made first start of his NCAA career; posted 2 points, 4 rebounds and a game-high 3 steals
- Averaged 3.0 ppg in two exhibition games (both starts)

## 2016-17:

- **Last 3 G:** Averaged 8.0 ppg (24) in 25 mpg (75)... **L15:** 3.8 ppg (57), 1.3 rpg (20), 1.1 apg (17) in 15.9 mpg (238)
- Has played in last 13 games after DNP in 8 of 12 contests from Nov. 11 through Jan. 12
- **Vs. Non-D-I Opponents:** Averaging 6.0 ppg (12), 3.5 rpg (7), 1.0 apg (2), 1.5 spg (3) & 1.0 bpg in 18.0 mpg (36)
- 2/27 at Lipscomb: Registered career highs in points (14), 3FG (4) and minutes (33), shooting 5-10 FG, 4-6 3FG
- 2/18 vs. Stetson: Hit GW-3FG w/ 0:49 left; set career-highs in pts (10), 3FG (3), min (31); tied c-h in reb (5), ast (3)
- 1/28 vs. Lipscomb: Played a career-high 26 M; scored 5 points with 3 rebounds, 1 assist and 2 steals
- 1/21 at FGCU: Handed out a career-high 3 assists in just 7 M; addd 3 points (1-1, 1-1, 0-1) and a steal
- 1/4 vs. Brown: Scored his first career points against a D-I opponent with 4 (1-2, 0-0, 2-2); added 2 reb and 1 stl
- 12/14 at Iona: Played a then-career-high 17 M after logging 5 straight DNP's; posted a then-career-high 2 asts
- 11/11 vs. Sarah Lawrence: Scored the first 6 points of his NCAA career; career-highs in reb (5), ast (1), stl (3)

## 2015-16:

- DNP in the last 10 games
- 2/6 vs. Kennesaw State: Logged a season-high six minutes and recorded his first NCAA rebound
- 12/30 at St. John's: Made his collegiate debut with four minutes off the bench in NJIT's 83-74 victory

## HIGH SCHOOL:

Playing at St. Peter's, Walsh averaged 25 points per game as a senior, making 109 3-point baskets in the process. He topped 30 points in a game nine times and topped 40 twice, including a season-best 43 points, including 10 threes, against Susan Wagner High. ...Walsh finished his high school career with 1,388 points, fourth on the all-time list at St. Peter's and 17th all-time for the entire borough of Staten Island. He scored 751 of his points as a senior playing for coach Charles Driscoll. ...Walsh was a two-time Staten Island Advance all-star and also a two-time all-Staten Island pick by the New York Daily News. He played in the New York City Mayors Cup All-Star game and was a New York Sportswriters Association Class AA all-state pick. He was also Most Valuable Player of the Staten Island division of the Catholic High Schools Athletic Association (CHSAA), the governing body of Catholic scholastic sports in New York City. ...Salutatorian of his graduating class at St. Peter's, Reilly followed in the footsteps of his father, John, who was the starting point guard on the 1983 St. Peter's team that is the only Staten Island team ever to capture the New York City CHSAA AA City championship.

## PERSONAL:

Reilly Walsh... son of John and Christine Walsh... John was the starting point guard on the 1983 St. Peter's team that is the only Staten Island team ever to capture the New York City CHSAA AA City championship... undecided major... born 4/16/97 in Staten Island, NY.

## WALSH'S GAME-BY-GAME

Date	FG m-a	3FG m-a	FT m-a	REB o-d	tot	pf	tp	a	to	bk	st	min
11-11 WU+	1-2	0-0	0-2	0-4	4	2	2	0	2	0	3	27
11-14 LC+	1-3	1-1	0-0	0-0	0	4	3	2	0	0	0	13
11-18 @ SH+	1-1	0-0	0-0	0-2	2	3	2	1	1	0	1	17
11-22 KU+	1-2	0-1	0-0	0-1	1	1	2	0	1	1	1	11
11-25 DU+	6-10	1-4	1-2	2-0	2	2	14	3	1	0	3	36
11-28 LIU+	2-2	1-1	0-0	0-0	0	4	5	2	2	0	0	17
11-30 @ WV+	0-0	0-0	1-2	0-1	1	3	1	0	3	0	0	17
12-3 UML+	1-2	0-1	0-0	0-3	3	0	2	1	1	0	1	16
12-7 @ RU+	2-5	1-2	0-0	1-1	2	1	5	2	0	0	3	19
12-9 IC+	2-3	1-2	1-2	1-3	4	2	6	0	0	0	0	20
12-12 @ CU+	1-5	0-2	0-0	1-2	3	2	2	0	2	0	1	15
12-16 FDU+	0-2	0-1	0-0	0-4	4	0	0	1	0	0	1	12
12-22 BAC+	4-5	0-0	0-0	2-1	3	2	8	2	0	0	2	14
12-28 @ UB+	0-3	0-0	0-0	1-2	3	1	0	2	1	0	0	14
1-3 @ BU+	2-5	1-1	0-0	2-0	2	3	5	1	1	0	1	21
1-6 USCU+	5-8	3-5	2-2	0-5	5	3	15	1	1	0	0	27
1-11 @ SU+	1-2	0-1	0-0	1-2	3	1	2	1	1	0	1	19
1-13 @FGCU+1-5	0-2	0-0	3-5	8	1	2	0	1	0	1	1	30
1-18 UNF+	4-5	1-1	0-0	0-4	4	1	9	4	0	0	2	18
1-20 JU+	1-5	1-2	2-2	3-0	3	2	5	1	0	0	2	25
1-24 @ KSU+	3-6	1-1	2-2	1-4	5	4	9	0	1	0	3	26
1-27 LU+	2-7	0-3	0-0	0-1	1	3	4	3	1	0	0	30
1-29 KSU+	1-1	0-0	1-3	1-2	3	3	3	1	1	0	2	18
2-3 @ LU+	2-2	1-1	0-0	0-1	1	4	5	1	1	0	0	20
2-8 FGCU												
2-10 SU												
2-15 @ JU												
2-17 @ UNF												
2-22 @USCU												
2-26 TBA												
3-1 TBA												
3-4 TBA												

+ Game started | \*set NJIT Record | ^tied NJIT Record

## SEASON/CAREER HIGHS

### Points

Season: 15 vs. USC Upstate -- 1/6/18

Career: 15 vs. USC Upstate -- 1/6/18

### Rebounds

Season: 8 at Florida Gulf Coast -- 1/13/18

Career: 8 at Florida Gulf Coast -- 1/13/18

### Assists

Season: 4 vs. North Florida -- 1/18/17

Career: 4 vs. North Florida -- 1/18/17

### Blocks

Season: 1 vs. Kean University -- 11/22/17

Career: 2 vs. Dean College (USCAA) -- 12/22/16

### Steals

Season: 3 (4); last: at Kennesaw State -- 1/24/18

Career: 3 (5); last: at Kennesaw State -- 1/24/18

### 3-Pointers

Season: 3 vs. USC Upstate -- 1/6/18

Career: 4 at Lipscomb -- 2/27/17

### Minutes

Season: 36 vs. Drexel -- 11/25/17

Career: 36 vs. Drexel -- 11/25/17

\*set NJIT D-I Record; ^tied NJIT D-I Record

## WALSH'S CAREER STATISTICS

	MIN				TOTAL			3-PTS			F-THROWS			REBOUNDS														SCORING	
YEAR	GP	GS	TOT	AVG	FG	FGA	PCT	FG	FGA	PCT	FT	FTA	PCT	OFF	DEF	TOT	AVG	PF	FO	A	TO	BLK	STL	PTS	AVG				
2015-16	6	0	22	3.7	0	2	.000	0	1	.000	0	1	.000	0	1	1	0.2	1	0	0	0	0	0	0	0.0				
2016-17	21	0	306	14.6	22	50	.440	10	23	.435	8	12	.667	12	19	31	1.5	39	1	20	21	3	13	62	3.0				
2017-18	24	24	482	20.1	44	91	.484	13	33	.394	10	17	.588	19	48	67	2.8	52	0	29	22	1	28	111	4.6				
2018-19																													
CAREER	51	24	810	15.9	66	143	.462	23	57	.404	18	30	.600	31	68	99	1.9	92	1	49	43	4	41	173	3.4				





# DIANDRE WILSON

# 15

JR | G | 6-2 | 170 | Fort Lauderdale, FL | Blanche Ely/Mott CC (MI)

/dee-ON-dray/

## COACH KENNEDY ON WILSON:

"His experience at the Junior College level is an added bonus to a young and talented roster. He is a dynamic scorer and player, who possesses great court vision and is one of the better players we have seen play off the pick-and-roll. We look forward to having him join the Highlander family."

## HIGHLIGHTS:

- Averaging 17.9 points per game (1507/84) in his college career between Mott C.C. (NJCAA) & NJIT (NCAA)
- 2016-17 (SO):** Selected to NJCAA All-American first-team (ranked 11th in nation averaging 22.3 ppg)

## 2017-18:

- Ranks 6th in ASUN in 3FG% (.412), 114th in spg (1.2) and 24th in ppg (10.6)
- Last 4 G: Averaging 8.0 ppg (32)... Averaged 12.3 ppg (123) in his prior 10 G
- Has scored in double-figures in 12 games this season... Has lead team in scoring in 4 games
- 1/18 vs. North Florida: Poured in a game-high 17 points on 6-7 FG, 5-5 3FG; added a career-high 4 assists
- 12/28 at Buffalo: Scored a team-high and career-high 23 pts; added 4 reb, 1 ast, 1 stl in career-high 40 M
- 12/22 vs. Bryn Athyn: Scored a game-high 15 points on 5-7 FG, 4\*-5 3FG (\*career-high); added 2 reb and 3 ast
- 12/16 vs. Fairleigh Dickinson: Scored 14 points in 5-9 FG, 2-3 3FG while adding a career-high 8 rebounds
- 11/28 vs. LIU: Scored 16 points on 6-9 FG, 1-3 3FG; added 5 rebounds, 2 assists and a career-high 4 steals
- 11/25 vs. Drexel: Scored 12 points with a then career-high 6 rebounds and 2 blocks, career-high-tying 3 steals
- 11/22 vs. Kean: Scored 13 points on 5-6 FG, 3-3 3FG; added season-highs in assists (3) and steals (3)
- 11/14 vs. Lafayette: Scored a game-high 20 points on 7-9 FG, 3-4 3FG, 3-4 FT; added 2 assists in 23 M
- Averaged 9.0 ppg, 3.0 rpg in two exhibition games, including 10 pts vs. Princeton; shot 6-12 FG

## 2016-17 (MOTT COMMUNITY COLLEGE):

- An NJCAA All-American first-team honoree, Wilson scored 1,253 career points in two seasons and ranked 11th in the nation with 22.3 point per game in 2016-17. ...Wilson helped guide Mott to the NJCAA District 10 Tournament semifinals as the team finished with a 25-7 overall mark and 10-3 in the Michigan Community College Athletic Association (MCCAA). The athletic guard scored in double-figures in 29 games and combined for six 30+ games, including a career-best 37 points vs. Oakland on February 4, 2017

## 2015-16 (MOTT COMMUNITY COLLEGE):

- As a freshman, led nation in free throw attempts (290) and ranked 19th in scoring at 19.5 points per game

## HIGH SCHOOL:

Wilson attended Boyd Anderson High School in Lauderdale Lakes, Florida, as a freshman through his junior campaign, guiding Boyd Anderson to the state finals as a junior. ...He graduated in 2015 and played one season at Blanche Ely High School in Pompano Beach, Florida. An all-Broward County Honorable Mention as a senior, Wilson led Blanche Ely to an undefeated season, 28-0, and State Championship. The Tigers became the second team in Broward history to finish as an undefeated state champion.

## PERSONAL:

Diandre Wilson. ... son of Tricia Porter. ...intends to major in law, technology and society at NJIT

## WILSON'S GAME-BY-GAME

Date	FG m-a	3FG m-a	FT m-a	REB o-d	tot	pf	tp	a	to	bk	st	min
11-11 WU+	0-3	0-3	3-4	1-0	1	1	3	0	3	0	1	12
11-14 LC+	7-9	3-4	3-4	0-0	0	3	20	2	1	0	0	23
11-18 @ SH+	2-7	1-3	0-0	1-2	3	3	5	0	2	0	0	15
11-22 KU+	5-6	3-3	0-0	0-0	0	0	13	3	2	0	3	15
11-25 DU+	5-10	1-2	1-3	1-5	6	3	12	1	5	2	3	26
11-28 LIU+	6-9	1-3	3-6	0-5	5	4	16	2	0	0	4	33
11-30 @ WV+	4-7	1-2	3-4	0-3	3	0	12	1	1	0	1	26
12-3 UML+	3-8	0-1	3-4	0-3	3	2	9	1	1	1	2	27
12-7 @ RU+	0-10	0-5	0-0	0-0	0	1	0	2	0	0	1	23
12-9 IC+	3-6	1-3	2-2	0-1	1	2	9	2	2	0	1	26
12-12 @ CU+	5-9	2-3	4-4	1-4	5	4	16	1	2	0	0	34
12-16 FDU+	5-9	2-3	2-3	1-7	8	1	14	0	3	1	0	30
12-22 BAC+	5-7	4-5	1-2	0-2	2	1	15	3	1	1	0	16
12-28 @ UB+	8-22	2-9	5-6	0-4	4	4	23	1	4	0	1	40
1-3 @ BU+	1-6	1-4	1-2	1-1	2	4	4	0	0	0	1	14
1-6 USCU+	2-8	0-2	4-5	0-0	0	2	8	1	1	0	1	28
1-11 @ SU+	3-8	2-3	2-2	0-1	1	3	10	0	3	0	1	17
1-13 @FGCU+ 2-12	0-3	1-2	0-2	2	0	5	2	2	1	0	27	
1-18 UNF+	6-7	5-5	0-0	0-0	0	0	17	4	2	1	0	23
1-20 JU+	4-14	2-4	1-1	2-2	4	1	11	1	2	0	3	25
1-24 @ KSU+	3-8	0-3	3-5	0-1	1	3	9	4	4	0	2	37
1-27 LU+	3-10	2-7	0-0	0-1	1	2	8	2	2	0	0	29
1-29 KSU+	2-4	2-4	1-2	0-0	0	1	7	0	0	0	2	26
2-3 @ LU	3-7	0-1	2-5	1-1	2	3	8	1	0	0	1	33
2-8 FGCU												
2-10 SU												
2-15 @ JU												
2-17 @ UNF												
2-22 @USCU												
2-26 TBA												
3-1 TBA												
3-4 TBA												

+ Game started | \*set NJIT Record | ^tied NJIT Record

## SEASON/CAREER HIGHS (D-I)

### Points

Season: 23 at Buffalo -- 12/28/17

Career: 23 at Buffalo -- 12/28/17

### Rebounds

Season: 8 vs. Fairleigh Dickinson -- 12/16/17

Career: 8 vs. Fairleigh Dickinson -- 12/16/17

### Assists

Season: 4 (2); last: at Kennesaw State -- 1/24/18

Career: 4 (2); last: at Kennesaw State -- 1/24/18

### Blocks

Season: 2 vs. Drexel -- 11/25/17

Career: 2 vs. Drexel -- 11/25/17

### Steals

Season: 4 vs. LIU Brooklyn -- 11/28/17

Career: 4 vs. LIU Brooklyn -- 11/28/17

### 3-Pointers

Season: 5 vs. North Florida -- 1/18/17

Career: 5 vs. North Florida -- 1/18/17

### Minutes

Season: 40 at Buffalo -- 12/28/17

Career: 40 at Buffalo -- 12/28/17

\*set NJIT D-I Record; ^tied NJIT D-I Record

## WILSON'S CAREER STATISTICS (MOTT CC NJCAA STATS NOT INCLUDED IN CAREER TOTALS)

	MIN				TOTAL			3-PTS			F-THROWS			REBOUNDS				SCORING									
YEAR	GP	GS	TOT	AVG	FG	FGA	PCT	FG	FGA	PCT	FT	FTA	PCT	OFF	DEF	TOT	AVG	PF	FO	A	TO	BLK	STL	PTS	AVG		
2015-16	30	29	432	14.4	171	439	.390	34	142	.239	208	290	.717	41	96	137	4.8	79	2	145	67	17	61	584	19.5		
2016-17	30	30	580	19.3	200	440	.455	65	180	.361	204	260	.785	23	115	138	1.6	54	-	120	80	18	51	669	22.3		
2017-18	24	23	605	25.2	87	206	.422	35	85	.412	45	66	.682	9	45	54	2.3	48	0	34	43	7	28	254	10.6		
2018-19																											
CAREER	24	23	605	25.2	87	206	.422	35	85	.412	45	66	.682	9	45	54	2.3	48	0	34	43	7	28	254	10.6		



# SHAWNDALE JONES 23

FR | G | 6-3 | 185 | Pittsburgh, PA | The Kiski School

/shawn-DELL/

## COACH KENNEDY ON JONES:

"Shawndale is a tremendous scorer. He can do a little bit of everything... and he is a ferocious competitor."

## HIGHLIGHTS:

- In its recap of all ASUN early signings, *Hoopseen.com* commented that Jones "could be the steal of the class"

## 2017-18:

- ASUN's 6th-leading freshman scorer (6.8)
- Last 5 G: Averaging 2.4 ppg (12) and 1.8 rpg (9) on 3-for-17 FG
- Prior 6 G (12/28-1/18): Averaged 11.7\* ppg (70) and 5.7 rpg (34); \*scored 10+ in 5 of 6 G
- Scored in double-digits in 6 of last 11 G: 7.5 ppg (82), 4.0 rpg (44) on 29-for-72 FG (.403), 10-for-25 3FG (.400)
- Last 21 G: Averaging 7.1 ppg (150)... Started at 1.3 ppg (4) over his first 3 contests
- 2/3 at Lipscomb: Made first start in NCAA career; did not score in 20 minutes (0-5 FG, 0-2 3FG)
- 1/6 vs. USCU: Scored 13 points for the second-straight game; added 7 rebounds & career-high-tying 5 assists
- 12/28 at Buffalo: Posted 15 points (a career-high against a D-I opponent) and career-high 9 rebounds in 32 M
- 12/22 vs. Bryn Athyn: Registered 8 points with a career-high 6 rebounds; also had 1 assist and 1 steal in 22 M
- 12/16 vs. FDU: Scored 5 pts in the last 2:41, including the go-ahead trey with 1:26 remaining; finished w/9 pts
- 12/12 at Colgate: Scored 12 points on 5-for-10 FG, 2-for-6 3FG, added game-high and career-high 3 steals
- 11/30 at No. 19 West Virginia: Scored 9 points (career-best against a D-I foe); added 3 reb, 1 ast, 1 stl in 15 M
- 11/22 vs. Kean: Scored a game-high 23\* pts (10-16, 2-4, 1-1) with 3\* reb, 5\* assists, 2\* steals (\*career-highs)
- 11/14 vs. Lafayette: Scored the first 4 pts of his NCAA career, adding a career-high 4 reb and an ast in 19 M
- Averaged 8.5 ppg, 2.0 rpg in two exhibition games, including 11 pts vs. St. Peter's; shot 5-9 FG, 1-3 3FG

## HIGH SCHOOL:

A 6-3 combo guard who athleticism shines not only on the hardwood, but also on the gridiron as a WR/CB at The Kiski School in Saltsburg, PA. ... Prior to The Kiski School, Jones played two seasons at North Hills H.S. (Pittsburgh) and averaged 20 points per game as a sophomore. ...In his first season at The Kiski School, he was the 2015 Peddie School Invitational Tournament (PSIT) Most Valuable Player. ...played AAU for the TTG (Pittsburgh) and was the co-MVP of the 2016 BIG SHOTS MYRTLE BEACH tournament, where he led the entire league in scoring at 25 points per game

## PERSONAL:

Shawndale Jones... son of Shawndale and Iesha Jones... communications/journalism major

## JONES' GAME-BY-GAME

Date	FG m-a	3FG m-a	FT m-a	REB o-d	tot	pf	tp	a	to	bk	st	min
11-11 WU	0-1	0-0	0-0	1-0	1	0	0	0	0	0	1	9
11-14 LC	2-6	0-2	0-0	2-2	4	2	4	1	0	1	0	19
11-18 @SH	0-3	0-1	0-0	1-0	1	0	0	0	1	0	0	7
11-22 KU	10-16	2-4	1-1	0-3	3	2	23	5	3	0	2	24
11-25 DU	0-2	0-0	0-0	0-0	0	0	0	0	0	0	0	2
11-28 LIU	2-3	0-1	0-1	0-0	0	1	4	0	2	0	0	6
11-30 @WV	2-8	1-2	4-4	2-1	3	0	9	1	0	0	1	15
12-3 UML	3-4	0-0	0-0	2-2	4	2	6	0	0	0	1	12
12-7 @RU	0-0	0-0	0-0	0-0	0	0	0	0	0	0	0	4
12-9 IC	3-4	1-2	0-0	0-1	1	2	7	0	0	0	0	16
12-12 @CU	5-10	2-6	0-0	0-2	2	3	12	0	1	0	3	22
12-16 FDU	3-7	1-2	2-3	2-1	3	1	9	3	0	0	0	24
12-22 BAC	3-6	1-3	1-2	2-4	6	0	8	1	1	0	1	22
12-28 @UB	5-12	1-3	4-4	3-6	9	3	15	2	0	0	1	32
1-3 @BU	6-13	1-5	0-0	1-7	8	0	13	3	3	0	0	29
1-6 USCU	5-10	2-2	1-1	3-4	7	2	13	5	0	0	0	23
1-11 @SU	4-9	2-5	1-2	0-4	4	0	11	0	0	0	0	28
1-13 @FGCU	4-6	1-2	2-3	0-1	1	2	11	2	4	0	2	23
1-18 UNF	2-5	1-2	2-3	1-4	5	2	7	0	0	0	0	17
1-20 JU	0-2	0-1	0-0	0-2	2	0	0	0	0	0	0	10
1-24 @KSU	1-4	0-1	0-0	0-1	1	1	2	0	1	0	0	14
1-27 LU	0-1	0-0	0-0	0-1	1	0	0	1	1	0	0	10
1-29 KSU	2-5	2-2	4-4	0-6	6	1	10	2	0	0	1	24
2-3 @LU+	0-5	0-2	0-0	0-0	0	2	0	0	1	1	0	20
2-8 FGCU												
2-10 SU												
2-15 @JU												
2-17 @UNF												
2-22 @USCU												
2-26 TBA												
3-1 TBA												
3-4 TBA												

+ Game started | \*set NJIT Record | ^tied NJIT Record

## SEASON/CAREER HIGHS

### Points

Season: 23 vs. Kean University -- 11/22/17

Career: 23 vs. Kean University -- 11/22/17

### Rebounds

Season: 9 at Buffalo -- 12/28/17

Career: 9 at Buffalo -- 12/28/17

### Assists

Season: 5 (2); last: vs. USC Upstate -- 1/6/18

Career: 5 (2); last: vs. USC Upstate -- 1/6/18

### Blocks

Season: 1 (2); last: at Lipscomb -- 2/3/18

Career: 1 (2); last: at Lipscomb -- 2/3/18

### Steals

Season: 3 at Colgate -- 12/12/17

Career: 3 at Colgate -- 12/12/17

### 3-Pointers

Season: 2 (3); last: vs. USC Upstate -- 1/6/18

Career: 2 (3); last: vs. USC Upstate -- 1/6/18

### Minutes


Season: 32 at Buffalo -- 12/28/17

Career: 32 at Buffalo -- 12/28/17

\*set NJIT D-I Record; ^tied NJIT D-I Record

## JONES' CAREER STATISTICS

	MIN				TOTAL			3-PTS			F-THROWS			REBOUNDS				SCORING									
YEAR	GP	GS	TOT	AVG	FG	FGA	PCT	FG	FGA	PCT	FT	FTA	PCT	OFF	DEF	TOT	AVG	PF	FO	A	TO	BLK	STL	PTS	AVG		
2017-18	24	1	412	17.2	62	142	.437	18	48	.375	22	28	.786	20	52	72	3.0	28	0	26	18	2	13	164	6.8		
2018-19																											
2019-20																											
2020-21																											
CAREER	24	1	412	17.2	62	142	.437	18	48	.375	22	28	.786	20	52	72	3.0	28	0	26	18	2	13	164	6.8		



# DONOVAN GREER

# 32

JR | G | 6-3 | 165 | Houston, TX | Hillcrest Academy (San Jacinto CC)

## HIGHLIGHTS:

- Transferred from San Jacinto College-Central (NJCAA) in Pasadena, TX, following the 2015-16 season
- Cousin (Jabari) played for the New Orleans Saints from 2004-13; cousin (Rashaun) played WR for Colorado St.

## 2017-18:

- Last 17 G: Averaging 3.5 ppg (60) on 21-62 FG (.339), 12-40 3FG (.300)... First 3 G: 1.0 ppg (1-13 FG, 1-12 3FG)
- 12/7 at Rutgers: Tied season-high w/ 10 points; set career-high in rebounds (5); tied career-high in assists (3)
- 11/22 vs. Kean: Scored a season-high 10 points (3-6, 2-4, 2-2); added 2 rebounds and 3 assists in 15 M
- Averaged 14.5 ppg in two exhibition games, inc. team-high-tying 17 vs. St. Peter's; shot 10-21 FG, 9-18 3FG

## 2016-17:

- Last 3 G: 1-14 FG, 1-12 3FG... First G: 4-5 FG, 2-3 3FG (2 DNP in between)
- Missed the first 24 games with an ankle injury
- 2/18 vs. Stetson: Made Newark debut... posted career-highs in reb (2), ast (3), stl (1) and M (19) after 3 DNP
- 2/4 at Lipscomb: Made his D-I debut and scored 11 points (4-5, 2-3, 0-0) in 9 M; drained first 4 FG (3, 3FG)

## 2015-16 (SAN JACINTO COLLEGE-CENTRAL):

- Starting guard as a freshman for a team that posted a 20-10 overall record and was a Region XIV runner-up
- Averaged 8.8 ppg and 2.5 rpg; 11 double-digit games, inc. season-high 20 pts vs. Coastal Bend College on 1/30
- Ranked 16th in Region XIV in 3FGM (58)

## HIGH SCHOOL:

Two-time first-team all-District selection... averaged 18 ppg as a senior.

## PERSONAL:

Donovan Jacob Greer... son of Hope and Jacob Greer... business management major.

## GREER'S GAME-BY-GAME

Date	FG m-a	3FG m-a	FT m-a	REB o-d	tot	pf	tp	a	to	bk	st	min
11-11 WU	0-8	0-8	0-0	0-1	1	3	0	1	1	0	0	21
11-14 LC	1-3	1-3	0-0	0-0	0	0	3	0	0	0	0	7
11-18 @SH	0-2	0-1	0-0	1-1	2	1	0	0	1	0	0	6
11-22 KU	3-6	2-4	2-2	1-1	2	2	10	3	0	0	0	15
11-25 DU	1-3	0-2	0-0	0-1	1	2	2	1	0	0	0	15
11-28 LIU	3-6	1-3	0-0	1-1	2	0	7	0	0	0	0	13
11-30 @WV	DNP (CD)											
12-3 UML	1-3	1-1	2-2	0-2	2	4	5	1	2	0	1	22
12-7 @RU	4-12	2-8	0-0	1-4	5	4	10	3	1	0	0	20
12-9 IC	1-6	1-4	0-0	0-0	0	1	3	0	0	0	0	13
12-12 @CU	1-4	1-3	0-0	0-0	0	2	3	0	1	0	0	9
12-16 FDU	DNP (CD)											
12-22 BAC	1-2	1-2	1-2	0-2	2	0	4	3	1	0	1	6
12-28 @UB	DNP (CD)											
1-3 @BU	0-1	0-0	0-0	0-0	0	0	0	0	0	0	0	3
1-6 USCU	DNP (CD)											
1-11 @SU	2-5	2-5	0-0	0-1	1	1	6	1	0	0	0	15
1-13 @FGCU	0-0	0-0	0-0	0-0	0	1	0	0	0	0	0	1
1-18 UNF	0-3	0-2	0-0	2-3	5	2	0	1	0	0	0	13
1-20 JU	1-2	0-1	1-1	0-0	0	1	3	1	1	0	0	11
1-24 @KSU	0-1	0-0	0-0	0-0	0	0	0	0	0	0	0	3
1-27 LU	2-5	1-4	0-1	2-1	3	1	5	0	0	0	0	16
1-29 KSU	1-2	0-1	0-0	0-2	2	4	2	1	0	0	0	9
2-3 @LU	0-0	0-0	0-0	0-0	0	0	0	0	0	0	0	2
2-8 FGCU												
2-10 SU												
2-15 @JU												
2-17 @UNF												
2-22 @USCU												
2-26 TBA												
3-1 TBA												
3-4 TBA												

+ Game started | \*set NJIT Record | ^tied NJIT Record

## SEASON/CAREER HIGHS

### Points

Season: 10 (2); last: at Rutgers -- 12/7/17

Career: 11 at Lipscomb -- 2/4/17

### Rebounds

Season: 5 (2); last: North Florida -- 1/18/17

Career: 5 (2); last: North Florida -- 1/18/17

### Assists

Season: 3 (2); last: at Rutgers -- 12/7/17

Career: 3 (3); last: at Rutgers -- 12/7/17

### Blocks

Season:

Career:

### Steals

Season: 1 vs. UMass Lowell -- 12/3/17

Career: 1 (3); last: vs. UMass Lowell -- 12/3/17

### 3-Pointers

Season: 2 (2); last: at Rutgers -- 12/7/17

Career: 3 at Lipscomb -- 2/4/17

### Minutes

Season: 22 vs. UMass Lowell -- 12/3/17

Career: 22 vs. UMass Lowell -- 12/3/17

\*set NJIT D-I Record; ^tied NJIT D-I Record

## GREER'S CAREER STATISTICS (SAN JACINTO NJCAA STATS NOT INCLUDED IN CAREER TOTALS)

	MIN				TOTAL			3-PTS			F-THROWS			REBOUNDS				SCORING									
YEAR	GP	GS	TOT	AVG	FG	FGA	PCT	FG	FGA	PCT	FT	FTA	PCT	OFF	DEF	TOT	AVG	PF	FO	A	TO	BLK	STL	PTS	AVG		
2015-16	29	22	635	21.9	85	220	.386	58	153	.379	26	33	.788	23	50	73	2.5	61	0	35	14	1	15	254	8.8		
2016-17	4	0	41	10.3	5	19	.263	4	16	.250	1	2	.500	0	3	3	0.8	4	0	3	3	0	2	15	3.8		
2017-18	20	0	220	11.0	22	74	.297	13	52	.250	6	8	.750	8	20	28	1.4	29	0	16	8	0	2	63	3.2		
2018-19																											
CAREER	24	0	261	10.9	27	93	.290	17	68	.250	7	10	.700	8	23	31	1.3	33	0	19	11	0	4	78	3.3		





# MOHAMED BENDARY 34

JR | F | 6-9 | 235 | Jersey City, NJ | St. Anthony's

/ben-DARR-ee/

## HIGHLIGHTS:

- Holds a career .663 field-goal percentage (112-for-169)
- 1/6/18 vs. USCU: Handed out 9 assists, NJIT's highest total since Ky Howard had 9 on 12/20/15 at St. John's

## 2017-18:

- Ranks 19th in ASUN in bpg (0.5) and 35th in rpg (3.4)... Last 9 G: Avg'g 4.0 ppg (36), 4.1 rpg (37), 2.0 apg (18)
- When Lewis DNP or Fouls Out (5 G): Averaging 5.2 ppg (26), 5.2 rpg (26), 2.9 apg (20), 1.0 spg (5), 0.6 bpg (3)
- Last 20 G: Averaging 4.4 ppg (87) on 42-for-59 FG (.712)... started season at 2.3 ppg though first 3 contests
- Shot 50% or better in 19 of first 20 G in which he's registered at least 1 FGA (14-G streak snapped, 1/11 at SU)
- Has at least 1 point and 1 rebound in all but 3 G (0-0 in 2 M on 11/28; 0-0 in 10 M on 1/20; 0-0 in 6 M on 2/3)
- 1/27 vs. Lipscomb: Grabbed a career-high 9 rebounds; added 8 points, 3 assists, 2 steals and 2 blocks in 24 M
- 1/6-1/11: In his 2 starts (w/ Abdul Lewis out): Averaged 6.0 ppg (12), 6.0 rpg (12), 5.0 apg (10) and 1.0 spg (2)
- 1/6 vs. USCU: Registered 8 points, 6 rebounds and a career-high 9\* assists (\*NJIT's highest total since 12/20/15)
- 12/28 vs. Buffalo: Played a season-high 18 minutes; posted 2 points, 5 rebounds, 2 assists and a block
- 12/3 vs. UMass Lowell: Tied his career-high with 16 points on 7-of-9 FG in just 14 M; added 3 reb, 1 ast, 1 stl
- 11/22 vs. Kean: Logged season-highs in points (6) and rebounds (6) in 14 minutes
- Averaged 4.5 ppg, 3.5 rpg, 1.0 bpg in two exhibition games; shot 4-5 FG

## 2016-17:

- **Last 2 G:** Averaged 8.0 ppg (16\*), 3.0 rpg (6) and 2.0 apg (4)... \*16 points exceeded total in prior 12 G (14 pts)
- Scored at least 2 points in 11 of his last 17 G, averaging 2.2 ppg (37) on 17-26 FG (.654) during the span
- Registered at least 1 offensive rebound in his last 4 G (1.8) and in 6 of his last 7 G (1.3)
- Recorded at least 1 rebound in each of first 12 G (0 in 4 M at Temple)... Grabbed at least 1 board in 23 of 30 G
- Averaged 1.8 rpg in 8.9 mpg this season
- 2/27 vs. Lipscomb: Scored 6 points on a perfect 3-for-3 FG, added 3 rebounds and an assist in just 7 M
- 2/23 vs. USC Upstate: Scored a season-high 10 points (5-5 FG) with 3 rebounds and a career-high 3 assists
- 2/16: Grabbed 5 boards -- a season-high vs. a D-I foe and most since season opener -- w/ a season-high 2 blocks
- 11/11 vs. Sarah Lawrence: Started season with 5 points and 7 rebounds -- one board shy of career high (8)

## 2015-16:

- A-Sun Ranks: **14th** in bpg (0.5)
- **In A-Sun Conference Play:** Ranked T-11th in bpg (0.6), T-15 in o-rpg (1.5) and 27th in rpg (4.1)
- **Last 16 G:** Averaging 3.5 ppg, 3.4 rpg (56, 55) -- shooting 28-for-40 FG (.700)
- Led team in blocks in seven games... Also led team in scoring twice and rebounding three times
- Registered at least 2 points in **22** of his first **34** games of NCAA career
- 2/20 vs. Jacksonville: Scored a team-high 14 points on 6-for-7 FG; added six rebounds in 17 minutes
- 1/27 vs. Lipscomb: Made first career start; held to just 10 M due to foul trouble; 0 pts (0-0 FG), 5 reb, 2 blk
- 1/24 vs. UNF: Shattered old career high with 16 pts (8-10 FG), added 5 reb and an assist in a career-high 24 M
- 1/21 vs. Jacksonville: Tied then-career high with 6 points (3-4 FG), added 4 rebounds and 2 assists in 17 M
- 1/9 vs. USCU: Recorded a career-high 4 blocks (an NJIT season high) along with 3 rebounds and an assist
- 1/6 at Yale: Logged a career-high 23 minutes; contributed 2 points, 3 rebounds (all offensive) and 2 assists
- 12/30 at Saint Francis: Grabbed a career-high and a game-high tying 8 rebounds; added 4 points and a steal
- 12/28 vs. Stony Brook: Scored a then career-high 6 pts (2-4 FG) & added 5 reb in a then career-high 19 M
- 12/7 vs. Kent State: Grabbed a team-high and then career-high 7 rebounds in just 11 minutes; added 2 points
- 11/24 at Providence: Best game to date, scoring 4 points (2-2 FG) with 3 rebounds and an assist, steal and block
- 11/16 at South Florida: Scored a then career-high four points (2-3 FG) with two rebounds in 12 minutes
- 11/14 at #2 Kentucky: Scored three points with three rebounds and a block in his NCAA debut

## HIGH SCHOOL:

Bendary is a 2015 graduate of St. Anthony High School in his hometown, Jersey City. He was coached at St. Anthony by Naismith Basketball Hall of Fame coach Bob Hurley... Bendary joins NJIT two years after Tim Coleman, a 2013 St. Anthony grad, who was a stalwart for the record-setting 2014-15 Highlanders, who won 21 games and reached the semifinals of the national postseason CollegeInsider.com Tournament (CIT)... A member of the National Honor Society in high school, Bendary has a brother and two cousins who are NJIT graduates.

## PERSONAL:

Mohamed M. Bendary... son of Nabila and Mohamed Bendary... his brother and two cousins graduated from NJIT... business major... born 11/18/96 in Bayonne, NJ.

## BENDARY'S GAME-BY-GAME

Date	FG m-a	3FG m-a	FT m-a	REB o-d	tot	pf	tp	a	to	bk	st	min
11-11 WU	1-1	0-0	0-0	0-1	1	3	2	0	1	1	0	8
11-14 LC	1-2	0-0	1-1	1-2	3	4	3	0	2	0	0	5
11-18 @SH	1-2	0-0	0-0	0-2	2	3	2	1	0	0	0	12
11-22 KU	3-4	0-0	0-0	1-5	6	1	6	0	0	1	1	14
11-25 DU	2-2	0-0	0-0	0-3	3	3	4	0	0	0	1	11
11-28 LIU	0-0	0-0	0-0	0-0	0	0	0	0	0	0	0	2
11-30 @WV	1-2	0-0	0-2	1-2	3	4	2	0	0	1	0	14
12-3 UML	7-9	0-0	2-3	2-1	3	2	16	1	0	0	1	14
12-7 @RU	2-3	0-0	0-0	2-2	4	0	4	1	4	0	1	13
12-9 IC	DNP (CD)											
12-12 @CU	1-2	0-0	0-1	1-0	1	1	2	0	0	0	0	4
12-16 FDU	1-2	0-0	0-0	2-1	3	4	2	0	1	1	0	6
12-22 BAC	4-4	0-0	1-2	1-4	5	2	9	1	1	0	0	15
12-28 @UB	1-2	0-0	0-0	2-3	5	1	2	2	0	0	0	18
1-3 @BU	2-3	0-0	0-0	2-1	3	4	4	0	2	2	0	23
1-6 USCU+	4-6	0-0	0-1	3-3	6	1	8	9	0	0	2	29
1-11 @SU+	2-5	0-0	0-0	2-4	6	3	4	1	3	0	0	24
1-13 @FGCU	1-2	0-0	0-0	1-3	4	2	4	0	3	1	0	17
1-18 UNF	4-5	0-0	0-0	3-1	4	2	8	1	1	1	1	8
1-20 JU	0-0	0-0	0-0	1-1	2	1	0	0	1	0	0	10
1-24 @KSU	1-1	0-0	0-0	2-1	3	0	2	0	0	0	0	5
1-27 LU	4-4	0-0	0-0	3-6	9	4	8	3	1	2	2	24
1-29 KSU	1-1	0-0	0-0	0-1	1	0	2	1	1	0	0	6
2-3 @LU	0-0	0-0	0-0	2-0	2	0	0	3	0	0	0	6
2-8 FGCU												
2-10 SU												
2-15 @JU												
2-17 @UNF												
2-22 @USCU												
2-26 TBA												
3-1 TBA												
3-4 TBA												

+ Game started | \*set NJIT Record | ^tied NJIT Record

## SEASON/CAREER HIGHS

### Points

Season: 16 vs. UMass Lowell -- 12/3/17  
Career: 16 (2); last: vs. UMass Lowell -- 12/3/17

### Rebounds

Season: 9 vs. Lipscomb -- 1/27/18  
Career: 9 vs. Lipscomb -- 1/27/18

### Assists

Season: 9 vs. USC Upstate -- 1/6/18  
Career: 9 vs. USC Upstate -- 1/6/18

### Blocks

Season: 2 (2); last: vs. Lipscomb -- 1/27/18  
Career: 4 vs. USC Upstate -- 1/9/16

### Steals

Season: 2 (2); last: vs. Lipscomb -- 1/27/18  
Career: 2 (3); last: vs. Lipscomb -- 1/27/18

### 3-Pointers

Season:

Career:

### Minutes

Season: 29 vs. USC Upstate -- 1/6/18  
Career: 29 vs. USC Upstate -- 1/6/18

\*set NJIT D-I Record; ^tied NJIT D-I Record

## BENDARY'S CAREER STATISTICS

	MIN				TOTAL			3-PTS			F-THROWS			REBOUNDS					SCORING									
YEAR	GP	GS	TOT	AVG	FG	FGA	PCT	FG	FGA	PCT	FT	FTA	PCT	OFF	DEF	TOT	AVG	PF	FO	A	TO	BLK	STL	PTS	AVG			
2015-16	34	1	408	12.0	42	64	.656	0	0	.000	10	19	.526	42	65	107	3.1	85	1	20	26	18	6	94	2.8			
2016-17	30	0	266	8.9	25	41	.610	0	0	.000	7	12	.583	29	24	53	1.8	49	2	13	16	9	4	57	1.9			
2017-18	23	2	288	12.5	45	64	.703	0	0	.000	4	10	.400	32	47	79	3.4	45	0	24	21	11	9	94	4.1			
2018-19																												
CAREER	87	3	962	11.1	112	169	.663	0	0	.000	21	41	.512	103	136	239	2.7	179	3	57	63	38	19	245	2.8			

**NJIT HIGHLANDERS: 2017-18 STATISTICS****THE STAT CREW SYSTEM****NJIT Combined Team Statistics (as of Feb 03, 2018)****All games**

<b>RECORD:</b>	<b>OVERALL</b>	<b>HOME</b>	<b>AWAY</b>	<b>NEUTRAL</b>
ALL GAMES	12-12	10-4	2-8	0-0
CONFERENCE	5-4	3-2	2-2	0-0
NON-CONFERENCE	7-8	7-2	0-6	0-0

#	Player	gp-gs	min	avg	Total		3-Point		F-Throw		Rebounds				pf	dq	a	to	blk	stl	pts	avg
					fg-ga	fg%	3fg-ga	3fg%	ft-fta	ft%	off	def	tot	avg								
12	TARKE, Anthony	24-24	755	31.5	135-317	.426	36-116	.310	71-113	.628	36	111	147	6.1	55	1	44	52	20	30	377	15.7
00	LEWIS, Abdul	22-22	622	28.3	93-177	.525	6-17	.353	60-96	.625	65	118	183	8.3	61	3	45	70	21	7	252	11.5
15	WILSON, Diandre	24-23	605	25.2	87-206	.422	35-85	.412	45-66	.682	9	45	54	2.3	48	0	34	43	7	28	254	10.6
04	COOKS, Zach	24-0	489	20.4	63-136	.463	30-66	.455	35-46	.761	7	43	50	2.1	29	0	48	45	5	39	191	8.0
23	JONES, Shawndale	24-1	412	17.2	62-142	.437	18-48	.375	22-28	.786	20	52	72	3.0	28	0	26	18	2	13	164	6.8
11	GIBBS, Shyquan	24-24	542	22.6	43-95	.453	18-40	.450	30-37	.811	10	47	57	2.4	57	1	46	23	2	25	134	5.6
14	WALSH, Reilly	24-24	482	20.1	44-91	.484	13-33	.394	10-17	.588	19	48	67	2.8	52	0	29	22	1	28	111	4.6
34	BENDARY, Mohamed	23-2	288	12.5	45-64	.703	0-0	.000	4-10	.400	32	47	79	3.4	45	0	24	21	11	9	94	4.1
10	KACHELRIES, David	14-0	100	7.1	21-36	.583	3-10	.300	2-4	.500	6	3	9	0.6	13	0	8	7	2	7	47	3.4
01	PRICE, Taj	13-0	91	7.0	14-28	.500	2-4	.500	13-15	.867	10	14	24	1.8	15	0	4	5	5	3	43	3.3
32	GREER, Donovan	20-0	220	11.0	22-74	.297	13-52	.250	6-8	.750	8	20	28	1.4	29	0	16	8	0	2	63	3.2
03	JENKINS, Chris	13-0	111	8.5	11-38	.289	11-34	.324	0-0	.000	1	6	7	0.5	8	0	5	4	0	3	33	2.5
02	BRINSON, San Antoni	19-0	133	7.0	14-40	.350	0-10	.000	9-14	.643	10	21	31	1.6	15	1	9	7	7	6	37	1.9
Team											28	23	51		2		6					
Total.....		0	4850		654-1444	.453	185-515	.359	307-454	.676	261	598	859	0.0	457	6	338	331	83	200	1800	0.0
Opponents.....		0	4850		635-1404	.452	156-461	.338	310-450	.689	243	604	847	0.0	417	-	301	360	105	154	1736	0.0

<b>TEAM STATISTICS</b>	<b>NJIT</b>	<b>OPP</b>	<b>Date</b>	<b>Opponent</b>	<b>Score</b>	<b>Att.</b>
SCORING	1800	1736	11/11/17	WAGNER	L 49-60	2907
Points per game	75.0	72.3	11/14/17	LAFAYETTE	w 96-80	851
Scoring margin	+2.7	-	11/18/17	at Seton Hall	L 53-82	6743
FIELD GOALS-ATT	654-1444	635-1404	11/22/17	KEAN	w 116-63	200
Field goal pct	.453	.452	11/25/17	DREXEL	w 65-53	677
3 POINT FG-ATT	185-515	156-461	11/28/17	LIU BROOKLYN	w 73-69	407
3-point FG pct	.359	.338	11-30-17	at West Virginia	L 69-102	8882
3-pt FG made per game	7.7	6.5	12/3/17	UMASS LOWELL	w 78-65	555
FREE THROWS-ATT	307-454	310-450	12/7/17	at Rutgers	L 64-73	3732
Free throw pct	.676	.689	12/9/17	IONA	L 70-74	460
F-Throws made per game	12.8	12.9	12/12/17	at Colgate	L 76-87	377
REBOUNDS	859	847	12/16/17	FDU	w 71-68	435
Rebounds per game	35.8	35.3	12/22/17	BRYN ATHYN	w 99-53	566
Rebounding margin	+0.5	-	12/28/17	at Buffalo	Lot 81-86	2111
ASSISTS	338	301	1/3/18	at Brown	L 69-70	336
Assists per game	14.1	12.5	* 1/6/18	USC UPSTATE	w 98-87	618
TURNOVERS	331	360	* 01/11/18	at Stetson	L 67-80	398
Turnovers per game	13.8	15.0	* 1/13/18	at FGCU	L 54-68	3517
Turnover margin	+1.2	-	* 1/18/18	NORTH FLORIDA	w 91-59	555
Assist/turnover ratio	1.0	0.8	* 1/20/18	JACKSONVILLE	L 61-63	692
STEALS	200	154	* 1/24/18	at Kennesaw State	w 66-60	1119
Steals per game	8.3	6.4	* 1/27/18	LIPSCOMB	Lot 79-86	662
BLOCKS	83	105	* 1/29/18	KENNESAW STATE	w 74-71	593
Blocks per game	3.5	4.4	* 02/03/18	at Lipscomb	w 81-77	1650
ATTENDANCE	10178	28865				
Home games-Avg/Game	14-727	10-2886				
Neutral site-Avg/Game	-	0-0				

\* - ASUN game

<b>Score by Periods</b>	<b>1st</b>	<b>2nd</b>	<b>OT</b>	<b>Totals</b>
NJIT	894	889	17	1800
Opponents	811	896	29	1736

**NJIT HIGHLANDERS: 2017-18 ASUN CONFERENCE STATISTICS**

**THE STAT CREW SYSTEM**  
**NJIT Combined Team Statistics (as of Feb 03, 2018)**  
**ASUN games only**

<b>RECORD:</b>	<b>OVERALL</b>	<b>HOME</b>	<b>AWAY</b>	<b>NEUTRAL</b>
ALL GAMES	5-4	3-2	2-2	0-0
CONFERENCE	5-4	3-2	2-2	0-0
NON-CONFERENCE	0-0	0-0	0-0	0-0

#	Player	gp-gs	min	avg	Total		3-Point		F-Throw		Rebounds				pf	dq	a	to	blk	stl	pts	avg
					fg-ga	fg%	3fg-ga	3fg%	ft-fta	ft%	off	def	tot	avg								
12	TARKE, Anthony	9-9	311	34.6	57-122	.467	16-46	.348	32-53	.604	10	51	61	6.8	21	0	16	17	8	9	162	18.0
00	LEWIS, Abdul	7-7	202	28.9	38-60	.633	4-5	.800	23-35	.657	19	35	54	7.7	19	1	17	22	11	4	103	14.7
04	COOKS, Zach	9-0	206	22.9	27-59	.458	17-29	.586	19-24	.792	1	19	20	2.2	8	0	17	20	1	14	90	10.0
15	WILSON, Diandre	9-8	245	27.2	28-78	.359	13-32	.406	14-22	.636	3	8	11	1.2	15	0	15	16	2	10	83	9.2
14	WALSH, Reilly	9-9	213	23.7	20-41	.488	7-16	.438	7-9	.778	9	24	33	3.7	22	0	12	7	0	11	54	6.0
23	JONES, Shawndale	9-1	169	18.8	18-47	.383	8-17	.471	10-13	.769	4	23	27	3.0	10	0	10	7	1	3	54	6.0
11	GIBBS, Shyquan	9-9	182	20.2	15-31	.484	5-14	.357	13-17	.765	1	12	13	1.4	17	0	19	12	0	11	48	5.3
34	BENDARY, Mohamed	9-2	129	14.3	18-26	.692	0-0	.000	0-1	.000	17	20	37	4.1	13	0	18	10	4	5	36	4.0
01	PRICE, Taj	4-0	36	9.0	5-12	.417	0-1	.000	6-7	.857	3	3	6	1.5	6	0	0	3	1	2	16	4.0
32	GREER, Donovan	8-0	70	8.8	6-18	.333	3-13	.231	1-2	.500	4	7	11	1.4	10	0	4	1	0	0	16	2.0
02	BRINSON, San Antoni	7-0	46	6.6	3-13	.231	0-5	.000	1-2	.500	1	8	9	1.3	2	0	4	1	1	3	7	1.0
10	KACHELRIES, David	2-0	11	5.5	1-2	.500	0-0	.000	0-0	.000	0	0	0	0.0	1	0	0	2	0	0	2	1.0
03	JENKINS, Chris	1-0	5	5.0	0-2	.000	0-2	.000	0-0	.000	0	0	0	0.0	0	0	0	0	0	0	0	0.0
Team											8	11	19		1		2					
Total.....		9	1825		236-511	.462	73-180	.406	126-185	.681	80	221	301	33.4	145	1	132	120	29	72	671	74.6
Opponents.....		9	1825		245-536	.457	57-160	.356	104-139	.748	86	227	313	34.8	162	-	127	128	36	58	651	72.3

<b>TEAM STATISTICS</b>	<b>NJIT</b>	<b>OPP</b>	<b>Date</b>	<b>Opponent</b>	<b>Score</b>	<b>Att.</b>
SCORING	671	651	* 1/6/18	USC UPSTATE	W 98-87	618
Points per game	74.6	72.3	* 01/11/18	at Stetson	L 67-80	398
Scoring margin	+2.2	-	* 1/13/18	at FGCU	L 54-68	3517
FIELD GOALS-ATT	236-511	245-536	* 1/18/18	NORTH FLORIDA	W 91-59	555
Field goal pct	.462	.457	* 1/20/18	JACKSONVILLE	L 61-63	692
3 POINT FG-ATT	73-180	57-160	* 1/24/18	at Kennesaw State	W 66-60	1119
3-point FG pct	.406	.356	* 1/27/18	LIPSCOMB	Lot 79-86	662
3-pt FG made per game	8.1	6.3	* 1/29/18	KENNESAW STATE	W 74-71	593
FREE THROWS-ATT	126-185	104-139	* 02/03/18	at Lipscomb	W 81-77	1650
Free throw pct	.681	.748				
F-Throws made per game	14.0	11.6	* - ASUN game			
REBOUNDS	301	313				
Rebounds per game	33.4	34.8				
Rebounding margin	-1.3	-				
ASSISTS	132	127				
Assists per game	14.7	14.1				
TURNOVERS	120	128				
Turnovers per game	13.3	14.2				
Turnover margin	+0.9	-				
Assist/turnover ratio	1.1	1.0				
STEALS	72	58				
Steals per game	8.0	6.4				
BLOCKS	29	36				
Blocks per game	3.2	4.0				
ATTENDANCE	3120	6684				
Home games-Avg/Game	5-624	4-1671				
Neutral site-Avg/Game	-	0-0				

<b>Score by Periods</b>	<b>1st</b>	<b>2nd</b>	<b>OT</b>	<b>Totals</b>
NJIT	345	322	4	671
Opponents	288	352	11	651



## 2017-18 NJIT HIGHLANDERS HEAD SHOT CHART



**HEAD COACH**  
**BRIAN KENNEDY**



**ASSISTANT COACH**  
**JEFF RAFFERTY**



**ASSISTANT COACH**  
**STEPHEN SAUERS**



**ASSISTANT COACH**  
**KIM WAITERS**



**DIR, BASKETBALL OPS**  
**JOE GUTOWSKI**




**0** **ABDUL LEWIS**



**1** **TAJ PRICE**



**2** **SAN ANTONIO BRINSON**



**3** **CHRIS JENKINS**



**4** **ZACH COOKS**



**10** **DAVID KACHELRIES**



**11** **SHYQUAN GIBBS**



**12** **ANTHONY TARKE**




**14** **REILLY WALSH**



**15** **DIANDRE WILSON**



**23** **SHAWNDALE JONES**



**32** **DONOVAN GREER**



**34** **MOHAMED BENDARY**



**MBB CONTACT**  
**MATT PROVENCE**



**NJIT SPORTS INFO**  
**STEPHANIE PILLARI**