



2019-20 NIU Men's Basketball

2019-20 SCHEDULE

Day	Date	Opponent	Time/Result
Tues.	Nov. 5	Roosevelt (Exhibition)	W, 85-50
Sat.	Nov. 9	Northern Iowa (ESPN3)	L, 64-54
Tues.	Nov. 12	at Iowa State (Cyclones.TV)	L, 70-52
Fri.	Nov. 15	Coppin State^ (ESPN3)	W, 81-69
Sat.	Nov. 16	Rockford^	W, 96-48
Mon.	Nov. 18	Longwood^ (ESPN+)	W, 65-48
Wed.	Nov. 20	at Western Illinois	W, 86-81
Sat.	Nov. 23	at SIU Edwardsville^ (ESPN+)	W, 68-64
Mon.	Nov. 25	Oakland (ESPN+)	7 p.m.
Thurs.	Dec. 5	at Saint Mary's (CA) (WCC Network)	9 p.m.
Sat.	Dec. 7	at UC Davis (BigWest.TV)	7 p.m.
Mon.	Dec. 16	at Pittsburgh (ACC Network)	6 p.m.
Thurs.	Dec. 19	at Chicago State	7 p.m.
Sat.	Dec. 21	Green Bay (ESPN+)	1 p.m.
Sat.	Jan. 4	at Buffalo* (ESPN+)	1 p.m.
Tues.	Jan. 7	at Central Michigan* (ESPN+)	6 p.m.
Sat.	Jan. 11	Eastern Michigan* (ESPN3)	3:30 p.m.
Tues.	Jan. 14	Akron* (ESPN+)	7 p.m.
Sat.	Jan. 18	at Bowling Green* (ESPN+)	3 p.m.
Tues.	Jan. 21	at Kent State* (ESPN+)	6 p.m.
Sat.	Jan. 25	Western Michigan* (ESPN3)	3 p.m.
Tues.	Jan. 28	Ohio* (ESPN+)	7 p.m.
Sat.	Feb. 1	Miami* (CBS Sports Network)	3 p.m.
Tues.	Feb. 4	at Toledo* (ESPN+)	6 p.m.
Sat.	Feb. 8	Kent State* (ESPN3)	3 p.m.
Tues.	Feb. 11	at Ball State* (ESPN+)	6 p.m.
Sat.	Feb. 15	at Miami* (ESPN3)	2:30 p.m.
Sat.	Feb. 22	Central Michigan* (ESPN3)	3:30 p.m.
Tues.	Feb. 25	at Eastern Michigan* (ESPN+)	6 p.m.
Sat.	Feb. 29	at Western Michigan* (ESPN+)	3 p.m.
Tues.	Mar. 3	Toledo* (ESPN+)	7 p.m.
Fri.	Mar. 6	Ball State* (ESPN3)	7 p.m.

MID-AMERICAN CONFERENCE TOURNAMENT

Mon.	Mar. 9	First Round (Campus Sites)	TBA
Thurs.	Mar. 12	Quarterfinals (Cleveland, Ohio)	TBA
Fri.	Mar. 13	Semifinals (Cleveland, Ohio)	TBA
Sat.	Mar. 14	Final (Cleveland, Ohio)	TBA

Home games in bold, all times central

^ - denotes Collegiate Hoops Roadshow Presented by AtmosAir game

* - denotes Mid-American Conference game

Follow NIU Athletics and NIU Men's Basketball on Social Media

@GoHuskiesMBB
@NIUAthletics
@NIUScores

"Like" NIU Huskies

YouTube.com/NIUHuskiesdotcom

Instagram.com/NIUMensBasketball
Instagram.com/NIUHuskies



at Saint Mary's
Moraga, Calif.
Thursday, Dec. 5
WCC Network
9 p.m.

Oakland Golden Grizzlies (4-2, 0-0 Horizon) at NIU Huskies (5-2, 0-0 MAC)

Date: Monday, November 25, 2019

Time: 7 p.m. CT

Location: DeKalb, Ill.

Arena: NIU Convocation Center

TV: ESPN+

TV Talent: Andy Garcia (play-by-play), Mark Lindo (color)

NIU Radio: WLBK (1360-AM, 98.9-FM, DeKalb)

Radio Talent: Bill Baker (play-by-play), Rodney Davis (color)



HUSKIE QUICK HITS

- NIU has made the most of a busy stretch in November, winning five-straight games over the last nine days. The most recent victory in that stretch came on Saturday (Nov. 23) at SIU Edwardsville, 68-64. Trailing by two, Eugene German made a three-pointer, and was fouled, converting a three-point play with 10 seconds left to help lift NIU to the victory.
- NIU is averaging 44.0 rebounds per game, 16th best in the nation. The Huskies are outrebounding their opponents by 11.3 boards per game, which also ranks 16th in the nation.
- Eugene German is the fifth-leading scorer in school history, having scored 1,719 career points in his three-plus seasons as a Huskie. German also ranks eighth in the nation among active scorers in NCAA Division I.
- Darius Beane is averaging 10.2 points, 4.8 rebounds and 1.6 assists per game while playing 24.8 minutes per contest in a reserve role. The Huskies are 5-0 in games played by Beane.
- Trendon Hankerson is shooting 54.1 percent (20-of-37) from the field, including 61.1 percent (11-of-18) from three-point range while playing 29.1 minutes per game.
- The five-game win streak is NIU's longest since winning seven in a row during the middle of the 2015-16 season. That run opened with a double overtime home victory against Florida International (Dec. 19, 2015) before concluding with a road win at Toledo (Jan. 12, 2016).
- Eugene German is averaging 21.0 points per game, along with 4.0 rebounds and 3.6 assists per game, during the five-game win streak. German is shooting 48.6 percent (34-of-70) from the field and 39.4 percent (13-of-33) from three over that stretch.
- After playing eight games in 17 days, including six in 11, the Huskies will have nine days off following Monday's contest as NIU is off until visiting Saint Mary's on December 5.

TALE OF THE TAPE

NIU	2019-20 Stats	Oakland
5-2	Record	4-2
0-0	Conference Record	0-0
71.7	Points Per Game	65.5
63.4	Opponents Points Per Game	61.0
44.0	Rebounds Per Game	41.0
10.9	Assists Per Game	12.7
3.9	Blocks Per Game	2.5
6.3	Steals Per Game	7.2
.408	Field Goal Percentage	.432
.358	Three Point Percentage	.300
.712	Free Throw Percentage	.650
.394	Opponents Field Goal Percentage	.387
.281	Opponents Three-Point Percentage	.309

NIU POSSIBLE STARTERS



G • 1 • SO

Trendon Hankerson

PPG 8.3
RPG 3.1
FG%541



G • 2 • JR

Gairges Daow

PPG 3.0
RPG 3.5
FG%471



F • 4 • RS SR

Lacey James

PPG 8.1
RPG 6.6
FT%750



G • 10 • SR

Eugene German

PPG 21.4
RPG 4.3
3PT%358


















F • 11 • SR

Noah McCarty

PPG 5.8
RPG 5.6
APG 1.6

NIU Huskies (5-2, 0-0 MAC)**Head Coach: Mark Montgomery, Ninth Season (110-152)****Last Game: Nov. 23 at SIU Edwardsville (W, 68-64)****Next Game: Dec. 5 at Saint Mary's (Calif.)**

	0	Chris Johnson 6-7 • 215 • F • Junior Chicago, Ill. South Suburban College	PPG 1.9 RPG 3.3 APG 0.3 FG% .300 3-PT% .000 FT% .438 Career Highs Reb: 5 (twice) Pts: 10 (11/16/19) Ast: 1 (twice)	Notes: 48% of rebounds are offensive ... Played at South Suburban Coll. in 2018-19, leading NJCAA D2 in reb. at 14.5 rpg ... Spent 2017-18 at Kent State, where he redshirted ... Started his college career at Malone Univ. in 2016-17.
	1	Trendon Hankerson 6-2 • 185 • G • Sophomore Novi, Mich. Novi	PPG 8.3 RPG 3.1 APG 1.6 FG% .541 3-PT% .611 FT% 1.000 Career Highs Reb: 5 (4x) Pts: 13 (11/20/19) Ast: 3 (4x)	Notes: Playing 29.1 Min/Gm ... Has set a career-high scoring 3 times this season ... Played in 21 games as a Fr, beginning with the conference opener at Ohio ... Took 59.3% of his shots last season from 3-point range.
	2	Gairges Daow 6-4 • 190 • G • Junior Melbourne, Australia Victory Rock Academy	PPG 3.0 RPG 3.5 APG 0.8 FG% .471 3-PT% .000 FT% .500 Career Highs Reb: 10 (11/12/19) Pts: 14 (1/20/18) Ast: 4 (twice)	Notes: Made his first start of the season against Coppin State (11/15) ... Appeared in 33 games off the bench last season ... Has scored in double figures five times in his career ... Born in South Sudan.
	3	Justin Lee 6-8 • 210 • W • Sophomore Lawrenceville, Ga. Collins Hill	PPG RPG APG FG% 3-PT% FT% Career Highs Reb: n/a Pts: n/a Ast: n/a	Notes: Redshirted the 2018-19 season ... Avg. 15.1 ppg, 7.1 rpg in 2017-18 as a senior at Collins Hill HS ... Two-time Georgia All-Region 6-AAAAAAA Second Team honoree.
	4	Lacey James 6-9 • 240 • F • RS Senior Grand Rapids, Mich. Rider	PPG 8.1 RPG 6.6 APG 0.7 FG% .404 3-PT% .231 FT% .750 Career Highs Reb: 19 (3/5/19) Pts: 20 (1/5/19) Ast: 2 (8x)	Notes: Seventh career dbl-dbl v. Longwood (11 pts, 10 reb) ... Avg. 9.6 ppg during current 5-gm win streak ... Avg. 6.9 rpg in 2018-19, fifth-most among MAC returnees ... Began his collegiate career at Rider as a Fr in 2015-16.
	5	Zaire Mateen 6-0 • 170 • G • Junior Queens, N.Y. Laramie County CC	PPG 2.8 RPG 0.6 APG 0.4 FG% .375 3-PT% .182 FT% .000 Career Highs Reb: 2 (4x) Pts: 15 (12/22/18) Ast: 4 (11/25/18)	Notes: Appeared in 21 games a season ago, all off the bench ... Averaged 7.1 minutes per game ... Played one season at Laramie County Community College, avg. 17.6 ppg in 2017-18.
	10	Eugene German 6-0 • 185 • G • Senior Gary, Ind. 21st Century Charter	PPG 21.4 RPG 4.3 APG 2.7 FG% .421 3-PT% .358 FT% .725 Career Highs Reb: 10 (1/22/19) Pts: 33 (11/28/18) Ast: 7 (2/26/19)	Notes: Shooting 48.6 FG%, 39.4 3PT% during five-game win streak ... Scored 20+ in 6 of 7 this yr ... Has scored 1,719 career points, fifth in NIU history, 8th active in NCAA DI ... One of 11 players nationally to score 20+ ppg each of last 2 yrs.
	11	Noah McCarty 6-8 • 240 • F • Senior Rock Falls, Ill. Sterling Newman	PPG 5.8 RPG 5.6 APG 1.6 FG% .313 3-PT% .250 FT% .667 Career Highs Reb: 11 (3/8/19) Pts: 14 (11/6/18) Ast: 3 (3x)	Notes: Made his first career start at Western Illinois (Nov. 20), his 99th career game ... Second career dbl-dbl v. Longwood (10 pts, 10 reb) ... Made the game-winning layup against #14 Buffalo last season (1/22/19).
	21	Alize Travis 6-0 • 170 • G • Senior Victorville, Calif. Pima CC	PPG RPG APG FG% 3-PT% FT% Career Highs Reb: 4 (11/9/18) Pts: 5 (11/6/18) Ast: 6 (11/6/18)	Notes: Appeared in seven games last season before missing the rest of the year to injury ... Spent two seasons at Pima CC ... Avg. 12.1 ppg, 7.0 apg and 4.5 rpg at Pima in 2017-18.
	22	Rod Henry-Hayes 6-4 • 185 • G • Junior Zion, Ill. Zion-Benton Township	PPG 3.3 RPG 1.0 APG 0.7 FG% .304 3-PT% .357 FT% .500 Career Highs Reb: 6 (twice) Pts: 13 (12/2/17) Ast: 5 (11/26/17)	Notes: Made 32 starts as a sophomore last season ... Scored in double figures twice a season ago ... 62.6% of his shots last season came from three-point range.
	23	Tyler Cochran 6-2 • 220 • G • Freshman Bolingbrook, Ill. Bolingbrook	PPG 4.3 RPG 3.9 APG 0.9 FG% .414 3-PT% .556 FT% 1.000 Career Highs Reb: 8 (11/15/19) Pts: 11 (11/16/19) Ast: 2 (twice)	Notes: Started his collegiate debut against Northern Iowa (11/9) ... Avg. 14 ppg and 9.5 rpg as a senior at Bolingbrook HS ... Named a Champaign News-Gazette All-State honorable mention selection
	24	Darius Beane 6-3 • 175 • G • Sophomore Carbondale, Ill. Southern Illinois	PPG 10.2 RPG 4.8 APG 1.6 FG% .406 3-PT% .333 FT% .885 Career Highs Reb: 8 (twice) Pts: 16 (1/23/19) Ast: 4 (11/17/18)	Notes: Has had a positive +/- in all 5 games played ... Made his NIU debut v. Coppin State (11/15) ... Comes to NIU following one season at SIU, playing 32 games ... Father, Anthony Beane Sr., is an asst. coach at NIU.
	25	Nathan Scott 6-8 • 195 • F • Junior Naperville, Ill. Olney Central College	PPG 7.3 RPG 5.7 APG 0.9 FG% .395 3-PT% .375 FT% .615 Career Highs Reb: 8 (twice) Pts: 18 (11/15/19) Ast: 2 (twice)	Notes: Avg. 9.6 ppg, shooting 42.9 3PT% in last five ... Scored 18 pts w/ 8 reb v. Coppin State (11/15) ... Made his first career start at Iowa State (11/12) ... Avg. 10.8 ppg and 5.7 rpg last season at Olney Central College.
	32	Keenon Cole 6-7 • 200 • F • Freshman Streamwood, Ill. Streamwood	PPG 3.7 RPG 4.0 APG 0.0 FG% .400 3-PT% .000 FT% .600 Career Highs Reb: 6 (twice) Pts: 8 (11/16/19) Ast: n/a	Notes: Avg. 24.9 ppg and 10.5 rpg as a senior at Streamwood HS ... Named to Champaign News-Gazette All-State Second Team, IBCA Class 4A All-State Third Team in 2018-19.
	55	Daniel Filippone 6-1 • 175 • G • Freshman Antioch, Ill. Antioch Community	PPG RPG APG FG% 3-PT% FT% Career Highs Reb: n/a Pts: n/a Ast: n/a	Notes: Avg. 25.5 ppg, 6.5 apg, 5.5 rpg as a senior at Antioch Community HS ... Named a Champaign News-Gazette All-State honorable mention selection ... Finished as Antioch's all-time leading scorer.

ABOUT OAKLAND

- The Golden Grizzlies come to DeKalb with a 4-2 overall record and will be playing their first game in a week after topping Hartford, 60-50, last time out (Nov. 18).
- Xavier Hill-Mais leads three players in double figures for Oakland at 14.0 points per game. Daniel Oladapo is scoring 11.7 points per contest, along with grabbing a team-high 8.0 rebounds per game, while Kevin Kangu is adding 10.7 points per contest.
- Oakland, who is coming off a 16-17 campaign in 2018-19, including an 11-7 mark in the Horizon League, was picked to finish fourth in the Horizon League this season while Xavier Hill-Mais was named to the preseason all-conference first team.
- Greg Kampe is in his 36th season at the head coach at Oakland. Kampe has won over 600 games while leading the Golden Grizzlies and is the third longest tenured head coach in the country, behind Jim Boeheim at Syracuse and Mike Krzyzewski at Duke.

THE ALL-TIME SERIES

- NIU leads the all-time series against Oakland, 3-0, with the lone meeting in DeKalb coming on Dec. 28, 1974, a 92-69 Huskie victory. The only meeting between the two schools since Oakland joined Division I came last season, when the Huskies defeated the Golden Grizzlies, 92-72, in Rochester, Mich. (Nov. 25, 2018).
- The Huskies captured the Men Against Breast Cancer Oakland Hoops Challenge title with their 92-72 win last season. Levi Bradley scored 30 points, with five assists, while going 13-of-13 from the field, and 4-of-4 from three, against Oakland.
- Eugene German scored 20 points, on 7-of-11 shooting, with three assists against the Golden Grizzlies. Lacey James had eight points and 12 rebounds in the victory.
- NIU shot 66.1 percent (37-of-56) from the field against Oakland, including 61.1 percent (11-of-18) from three-point range.
- Xavier Hill-Mais scored 22 points and grabbed nine rebounds to lead the way for Oakland.

SIU EDWARDSVILLE RECAP

- Trailing by two, Eugene German made a three-pointer, and was fouled, converting a three-point play with 10 seconds left to help lift NIU to a 68-64 victory at SIU Edwardsville (Nov. 23).
- German finished with a game-high 23 points, on 7-of-14 shooting and 3-of-5 from three, with three assists and two steals.
- Darius Beane added 12 points off the bench while Lacey James finished just shy of a double-double with 10 points and nine rebounds.
- NIU shot just 38.9 percent (21-of-54) from the field, but 41.7 percent (10-of-24) from three and 84.2 percent (16-of-19) from the free-throw line.
- The Huskies outrebounded SIU Edwardsville, 37-26, including a 12-3 advantage on the offensive glass, which led to a 14-2 edge in second chance points.
- Tyresse Williford scored 18 points to lead the Cougars, Zeke Moore added 15 points and Mike Adewunmi scored 14 points.

FIVE IN NINE

- NIU has made the most of a busy stretch in November, winning five-straight games over the last nine days. The streak began with an 81-69 victory over Coppin State (Nov. 15), followed by two more home wins over Rockford (96-48; Nov. 16) and Longwood (65-48; Nov. 18) before back-to-back in-state road victories at Western Illinois (86-81; Nov. 20) and SIU Edwardsville (68-64; Nov. 23).
- The five-game win streak is NIU's longest since winning seven in a row during the middle of the 2015-16 season. That run opened with a double overtime home victory against Florida International (Dec. 19, 2015) and included wins against Roosevelt, at UIC, Judson, Ohio and Eastern Michigan before concluding with a road win at Toledo (Jan. 12, 2016). The 2015-16 season also began with a seven-game win streak.
- During NIU's current five-game win streak, the Huskies are outscoring their opponents by more than 17 points per game, averaging 79.2 points per contest while allowing just 62.0 points per game.
- The Huskies are shooting 44.1 percent (132-of-299) from the field, including 39 percent (46-of-118) from three-point range and 74.1 percent (86-of-116) from the foul line.
- By contrast, NIU's opponents are shooting 38.3 percent (113-of-295) over the last five games, including 30.1 percent (40-of-133) from three.
- Eugene German is averaging 21.0 points per game, along with 4.0 rebounds and 3.6 assists per game, during the five-game win streak. German is shooting 48.6 percent (34-of-70) from the field and 39.4 percent (13-of-33) from three.
- Darius Beane is also scoring in double figures during the current five-game stretch at 10.2 points per game. Lacey James and Nathan Scott are both just a shade under double figures at 9.6 points per game.
- Trendon Hankerson is averaging 8.6 points per game over the last five, shooting 58.3 percent (14-of-24) from the field and 57.1 percent (8-of-14) from three-point range.
- NIU is outrebounding its opponents by nearly 14 rebounds per game over the last five,

The Series Against Oakland

Overall: 3-0

Home (in DeKalb): 1-0

Road: 2-0

Current Streak: 3, NIU

All-Time vs. the Golden Grizzlies

Date	Result	Site
Dec. 28, 1974	W, 92-69	DeKalb
Jan. 20, 1977	W, 87-73	Rochester
Nov. 25, 2018	W, 92-72	Rochester

NIU Quick Facts

UNIVERSITY INFORMATION

Name of School.....Northern Illinois University
LocationDeKalb, Ill.
Founded1895
Enrollment17,169
NicknameHuskies
AffiliationNCAA Division I
Conference.....Mid-American (West Division)
Colors.....Cardinal and Black
Arena.....NIU Convocation Center (9,100)
President.....Dr. Lisa C. Freeman
Assoc. VP/Athletic DirectorSean T. Frazier

NIU BASKETBALL HISTORY

First Year of Basketball1900-01
All-time Record.....1270-1306
First Year of Division I Basketball.....1968-68
All-time Division I Record653-817
Postseason Appearances.....4 (1982, 1991, 1996, 2016)
NCAA Appearances3 (1982, 1991, 1996)
NCAA Tournament Appearances.....3 (1982, '91, '96)
Record in the NCAA Tournament0-3
NCAA Tournament Games
.....March 12, 1982: L, 77-68 v. Kansas State
.....March 8, 1991: L, 75-68 v. St. John's
.....March 15, 1996: L, 74-73 v. Texas Tech
Vegas 16 Game.....
.....March 28, 2016: L, 70-63, v. UC Santa Barbara

MID-AMERICAN CONFERENCE HISTORY

Seasons in the MAC32 (1975-86, 1997-pres.)
Record in the MAC Tournament.....14-23
MAC Tournament Titles1 (1982)

BASKETBALL STAFF

Head CoachMark Montgomery
Alma MaterMichigan State, 2003
Career Record/Years110-152/9th
NIU Record/Years.....Same
Best Time to Reach CoachContact SID
Associate Head CoachLamar Chapman
Alma MaterLane College, 1993
Assistant CoachBrandon Watkins
Alma MaterPenn State, 2007
Assistant CoachAnthony Beane Sr.
Alma MaterKansas State, 1993
Director of Player DevelopmentChris MacMartin
Athletic TrainerLeah Oliver-Pataki
Basketball Sports Performance Coach.....Zach Cahill

TEAM INFORMATION

2018-19 Record17-17
2018-19 MAC Record.....8-10 (4th MAC West)
Starters Returning/Lost.....3/2
Letterwinners Returning/Lost.....7/5

NIU MEDIA RELATIONS

Basketball ContactJeremy Reid
Office Phone.....815-753-3706
Cell Phone716-867-1908
E-mailjreid1@niu.edu
Mailing Address209 Convocation Center
.....1525 W. Lincoln Highway, DeKalb, IL 60115

CAREER TOTALS FOR CURRENT HUSKIES

POINTS

Eugene German	1,719
Lacey James (12 at Rider)	528
Noah McCarty	359
Gairges Daow	224
Rod Henry-Hayes	198
Darius Beane (96 at Southern Illinois)	147
Trendon Hankerson	103
Zaire Mateen	51
Nathan Scott	51
Tyler Cochran	31
Chris Johnson	13
Keenon Cole	11
Alize Travis	6
Justin Lee	0
Daniel Filippone	0

REBOUNDS

Lacey James (13 at Rider)	445
Eugene German	354
Noah McCarty	293
Gairges Daow	211
Darius Beane (91 at Southern Illinois)	115
Rod Henry-Hayes	82
Trendon Hankerson	69
Nathan Scott	40
Tyler Cochran	27
Chris Johnson	23
Zaire Mateen	15
Keenon Cole	12
Alize Travis	8
Justin Lee	0
Daniel Filippone	0

ASSISTS

Eugene German	189
Noah McCarty	59
Gairges Daow	51
Rod Henry-Hayes	49
Lacey James	40
Darius Beane (26 at Southern Illinois)	34
Trendon Hankerson	30
Alize Travis	13
Zaire Mateen	13
Nathan Scott	6
Tyler Cochran	6
Chris Johnson	2
Justin Lee	0
Keenon Cole	0
Daniel Filippone	0

STEALS

Eugene German	83
Lacey James (2 at Rider)	45
Noah McCarty	33
Rod Henry-Hayes	27
Gairges Daow	26
Darius Beane (18 at Southern Illinois)	23
Trendon Hankerson	17
Zaire Mateen	10
Tyler Cochran	6
Nathan Scott	5
Alize Travis	3
Chris Johnson	2
Justin Lee	0
Keenon Cole	0
Daniel Filippone	0

BLOCKS (TOP FIVE ONLY)

Lacey James (3 at Rider)	38
Noah McCarty	32
Eugene German	16
Trendon Hankerson	11
Gairges Daow	8

grabbing 44.2 boards per game while allowing just 30.4 rebounds per contest.

HALLMARKS OF THE PROGRAM

- NIU head coach Mark Montgomery has built the foundation of the Huskie program on defense and rebounding, hallmarks which have been on show early in the 2019-20 season.
- NIU is averaging 44.0 rebounds per game, 16th best in the nation. North Carolina leads the country with 51.3 rebounds per game. NIU's 13.9 offensive rebounds per contest rank 31st in the country.
- The Huskies are outrebounding their opponents by 11.3 boards per game, which ranks 16th in the nation.
- NIU had 51 rebounds against Coppin State (Nov. 15), the most by a Huskie team since Jan. 7, 2017, when they recorded 53 against Central Michigan. NIU then matched that number with 51 more rebounds against Rockford (Nov. 16).
- Lacey James is leading NIU in rebounding at 6.6 boards per contest. Two other Huskies are averaging over five rebounds per game as Nathan Scott is pulling down 5.7 per contest and Noah McCarty is grabbing 5.6 per game.
- The Huskies have held two opponents to under 50 points this season. NIU held Rockford to 48 points on Nov. 16 and, two days later, held Longwood to just 48 points (Nov. 18). The 48 points by Longwood was the first time NIU had held a Division I opponent to less than 50 points since a 59-48 victory at South Florida on Dec. 20, 2016.

CLIMBING THE ALL-TIME CHARTS

- Senior Eugene German is the fifth-leading scorer in school history, having scored 1,719 career points in his three-plus seasons as a Huskie.
- German moved past Leon Rodgers (1998-2002; 1,657 points) for fifth with his 21 points against Rockford (Nov. 16).
- German also ranks eighth in the nation among active scorers in NCAA Division I. Hampton's Jermaine Marrow is the nation's leading active career scorer with 2,117 points.

- With NIU trailing by two SIU Edwardsville (Nov. 23), German made a triple, and was fouled, with 10 seconds remaining. He converted the four-point play to help NIU to a 68-64 victory.
- German has scored 20-plus points in six of seven games this season, including a season-best 26 at Western Illinois (Nov. 20). For his career, the senior from Gary, Ind., has scored in double figures 84 times and has 46 20-plus point games.
- German averaged 20.4 points per game as a junior last season and is one of just 11 players nationally to score 20-plus points per game in each of his final two seasons. The other 10 players with 20-plus points in each of the last two seasons are: Chris Clemons (Campbell), Justin Wright-Foreman (Hofstra), Mike Daum (South Dakota State), Markus Howard (Marquette), Matt Morgan (Cornell), R.J. Cole (Howard), Jerrick Harding (Weber State), Garrison Mathews (Lipscomb), Jon Elmore (Marshall) and Fletcher Magee (Wofford).
- The senior from Gary, Ind., is tied for seventh in NIU history in field goals made (631), ranks fourth in three-point field goals made (184) and second in three-point field goal attempts (503).
- Last season, German scored in double figures 30 times, including 18 20-plus point games and three games of 30-plus points, while earning Second Team All-MAC honors and Second Team All-District recognition from the NABC.
- German was named to the MAC All-Tournament Team last season after averaging 27.0 points, 5.3 rebounds and 2.3 assists per contest in the postseason, while shooting 66.7 percent (32-of-48) from the field, including 52.4 percent (11-of-21) from three-point range.

- More than just a scorer, German is also averaging 4.3 rebounds, 2.7 assists and 1.0 steals per game. German had six rebounds and six assists against Western Illinois (Nov. 20) to go along with his season-high 26 points.

BEANE MAKES AN IMPACT OFF THE BENCH

- Sophomore Darius Beane has made his presence felt in five games with the Huskies, his entrance into the lineup coinciding with NIU's current five-game win streak. The transfer from Southern Illinois is averaging 10.2 points, 4.8 rebounds and 1.6 assists per game while playing

NIU Top 10 All-Time Scorers

Rank	No.	Player	Years
1.	1,996	T.J. Lux	1995-00
2.	1,853	Donnell Thomas	1987-91
3.	1,848	Allen Rayhorn	1978-82
4.	1,749	Paul Dawkins	1975-79
5.	1,719	Eugene German	2016-
6.	1,657	Leon Rodgers	1998-02
7.	1,559	Tim Dillon	1980-84
8.	1,513	Matt Hicks	1974-77
9.	1,464	Levi Bradley	2015-19
10.	1,402	Jerry Zielinski	1969-72

Nation's Active Leading Scorers

Rank	No.	Player (School)
1.	2,117	Jermaine Marrow (Hampton)
2.	2,040	Markus Howard (Marquette)
3.	1,919	Charles Williams (Howard)
4.	1,903	Grant Riller (College of Charleston)
5.	1,791	Tres Tinkle (Oregon State)
6.	1,776	Myles Powell (Seton Hall)
7.	1,744	Lamar Stevens (Penn State)
8.	1,719	Eugene German (NIU)
8.	1,693	Christian Keeling (North Carolina)
9.	1,684	Jurvaris Hayes (Merrimack)*
11.	1,679	Sam Merrill (Utah State)
12.	1,650	Jerrick Harding (Weber State)

* Merrimack is in its first season at the Division I level, Hayes' first three seasons came in Division II

24.8 minutes per contest in a reserve role.

- For the season, the NIU bench is outscoring its opponents 154-106 (an average of 22.0-15.2 per game, +7.2). In Beane's five games played, the Huskie reserves are outscoring opponents 136-61 (an average of 27.2-12.2 per game, +15.0).
- Beane led the Huskies in scoring against Longwood (Nov. 18), netting 14 points on 4-of-6 shooting and 6-of-6 from the free-throw line. He also recorded two assists and two steals against the Lancers while recording a game-high plus/minus of +21.
- An outstanding free-throw shooter, Beane is 23-of-26 from the line this season (88.5 percent).
- Beane came to NIU following one season at Southern Illinois, joining his father, assistant coach Anthony Beane Sr., who also came to DeKalb from Carbondale.

A STEADY HAND IN THE BACKCOURT

- Sophomore Trendon Hankerson has been a steady, reliable presence in the Huskie backcourt alongside the explosiveness of Eugene German. Hankerson is averaging 8.3 points and 3.1 rebounds per game.
- Hankerson is shooting 54.1 percent (20-of-37) from the field, including 61.1 percent (11-of-18) from three-point range while playing 29.1 minutes per game, second-most behind German's 32.7 minutes per contest.
- Hankerson has set or tied his career high scoring three times already this season. In the opener against Northern Iowa (Nov. 9), the sophomore from Novi, Mich., scored nine points to tie his career best set last season in his collegiate debut at Ohio (Jan. 5, 2019). Hankerson then scored a new career-high 11 points against Rockford (Nov. 16) before netting his current career high of 13 points at Western Illinois (Nov. 20).
- Hankerson was expected to redshirt the 2018-19 season but was forced into the lineup due to injury in the conference opener at Ohio, netting three triples to help the Huskies to an overtime victory.

THE SENIOR FRONTLINE

- Seniors Lacey James and Noah McCarty pair to make a formidable, experienced frontline for the Huskies, having played 185 career games between the pair. Combined, the duo is averaging 13.9 points and 12.2 rebounds per game.
- James recorded his first double-double of the season with 11 points and 10 rebounds against Longwood (Nov. 18). It was the seventh double-double of his career.
- James just missed his second double-double of the season with 10 points and nine rebounds at SIU Edwardsville (Nov. 23).
- During NIU's current five-game winning streak, James is averaging 9.6 points per game.
- In the 2019-20 season opener against Northern Iowa (Nov. 9), James grabbed 10 rebounds, the 10th double figure rebounding game of his NIU career. He currently has 11 career games with 10-plus rebounds.
- James is currently NIU's leading rebounder this season with 6.6 boards per contest.
- James averaged 8.0 points and 6.9 rebounds per game a season ago. His 6.9 rebounds are fifth-most among returnees in the MAC this season.
- James scored in double figures 13 times last season and posted five double-doubles. In conference play, James increased his rebounding output to 7.1 boards per contest.
- McCarty had his second career double-double, and first of the season, with 10 points and 10 rebounds off the bench against Longwood (Nov. 18).
- After missing the first two games of the season due to an ankle injury and playing limited minutes in the next two games, McCarty has averaged 8.7 points and 8.0 rebounds per contest over the last three, while making his first career start at Western Illinois (Nov. 20) in his 99th career game.

GREAT SCOTT

- Junior college transfer Nathan Scott had the best game of his young NIU career against Coppin State (Nov. 15) when he scored 18 points and grabbed eight rebounds to help the Huskies earn their first win of the season.
- Scott went 5-of-12 from the field, including 4-of-7 from three-point range, and 4-of-6 from the free-throw line against the Eagles.
- With just over 10 minutes remaining and NIU leading by seven, Scott knocked down back-to-back triples to push the NIU advantage to 58-45 with a little over nine minutes to play. Coppin State never cut the lead back to single digits.
- Scott came into the Coppin State contest having scored just three points combined in the first two games of his Huskie career.
- The Naperville, Ill., native produced his second career game in double figures with 13 points at Western Illinois (Nov. 20).
- During NIU's current five-game win streak, Scott is averaging 9.6 points per game, shooting 42.9 percent (9-of-21) from three-point range.

Huskie Career Double-Doubles

Lacey James (7)

Nov. 14, 2017, Green Bay 10 pts, 13 reb
Nov. 9, 2018, Northern Kentucky 12 pts, 12 pts
Dec. 17, 2018, Western Illinois 17 pts, 10 reb
Jan. 5, 2019, at Ohio 20 pts, 14 reb
Jan. 19, 2019, at Kent State 10 pts, 10 reb
March 5, 2019, at Central Michigan 16 pts, 19 reb
Nov. 18, 2019, Longwood 11 pts, 10 reb

Noah McCarty (2)

March 8, 2019, at Ball State 10 pts, 11 reb
Nov. 18, 2019, Longwood 10 pts, 10 reb

Eugene German (1)

Jan. 22, 2019, Buffalo 20 pts, 10 reb

COVERING THE HUSKIES

PRACTICE AVAILABILITY

NIU head coach Mark Montgomery and Huskie student-athletes are available for interviews at practice. Practices are typically held in the NIU Convocation Center, please contact Jeremy Reid in the NIU Athletic Media Relations office (815-753-3706 or jreid1@niu.edu) for exact times and locations. Practices are generally open to the media.

HOME GAME COVERAGE

For media wishing to cover a NIU home game please contact Jeremy Reid in the NIU Athletic Media Relations office (815-753-3706 or jreid1@niu.edu) to arrange credentials.

POSTGAME AVAILABILITY

The NIU locker room is closed to the media following games. For home games, Coach Montgomery and players will be available in the media room following post-game radio obligations. For remote coverage of road games, please make arrangements through Jeremy Reid prior to the game.

INTERVIEWS

For interviews outside of practice or postgame, please contact Jeremy Reid in the NIU Athletic Media Relations office (815-753-3706 or jreid1@niu.edu). No interviews will be allowed the day of a game. Please submit your request at least 24 hours in advance.

MID-MAJOR TOP 25 (NOV. 18)

No.	School	Record	Pts.	Prev.
1.	Gonzaga (30)	4-0	774	1
2.	East Tennessee State	3-0	700	3
3.	Vermont (1)	4-0	698	4
4.	Liberty	4-0	671	5
5.	Saint Mary's	3-1	642	2
6.	Furman	4-0	589	7
7.	BYU	3-1	484	14
8.	Bowling Green	3-1	462	9
9.	Belmont	2-1	422	21
10.	Evansville	3-0	381	NR
11.	UC Irvine	3-1	360	15
12.	New Mexico State	2-2	358	6
13.	Harvard	3-2	352	8
14.	Northern Iowa	4-0	273	NR
15.	Penn	2-1	269	20
16.	Colgate	1-2	255	11
17.	Wright State	3-1	252	10
18.	Toledo	3-1	235	23
19.	College of Charleston	2-1	199	13
20.	Murray State	2-2	198	17
21.	Missouri State	2-1	156	12
22.	Kent State	3-0	128	NR
23.	Illinois State	2-1	122	18
24.	Delaware	5-0	98	NR
25.	UC Santa Barbara	1-2	96	22

OTHERS RECEIVING VOTES: UNC Greensboro 86, Buffalo 77, Pepperdine 75, South Dakota 71, North Dakota State 66, Stephen F Austin 46, William & Mary 40, Bradley 35, San Francisco 34, Northeastern 32, Winthrop 29, Southern Utah 25, Montana State 23, Northern Kentucky 21, Central Michigan 19, Georgia Southern 19, Akron 17, Loyola Chicago 16, UT Arlington 16, Wofford 16, South Alabama 14, UMBC 13, Drake 12, Morehead State 12, Nicholls State 12, Lipscomb 11, Iona 9, Norfolk State 8, Western Michigan 8, Santa Clara 6, Grambling 5, North Florida 5, Bucknell 4, Hofstra 4, Yale 3, Hawaii 2, Manhattan 2, Milwaukee 2, Rider 2, Chattanooga 1, Green Bay 1, Longwood 1, Ohio 1.

AP TOP 25 (NOV. 18)

No.	School	Record	Pts.
1	Duke (52)	4-0	1608
2	Louisville (8)	4-0	1501
3	Michigan State (4)	2-1	1496
4	Kansas	2-1	1389
5	North Carolina	3-0	1262
6	Maryland	3-0	1240
7	Virginia (1)	3-0	1232
8	Gonzaga	4-0	1227
9	Kentucky	2-1	1110
10	Ohio State	3-0	1006
11	Oregon	4-0	998
12	Texas Tech	3-0	947
13	Seton Hall	3-1	837
14	Arizona	4-0	644
15	Utah State	4-0	619
16	Memphis	3-1	574
17	Villanova	2-1	560
18	Xavier	4-0	463
19	Auburn	4-0	420
20	Tennessee	3-0	402
21	VCU	4-0	365
22	Texas	4-0	238
23	Colorado	2-0	208
24	Baylor	2-1	179
25	Washington	2-1	150

OTHERS RECEIVING VOTES: Florida State 91, Florida 67, LSU 61, Saint Mary's 55, Evansville 43, Oklahoma 29, Vermont 11, Marquette 11, Michigan 11, Purdue 11, Butler 10, Mississippi State 9, Virginia Tech 7, West Virginia 6, Providence 5, Wisconsin 5, Liberty 4, Arkansas 3, San Diego State 2, USC 2, Connecticut 2, Missouri 2, New Mexico 2, Dayton 1.

USA TODAY COACHES TOP 25 (NOV. 18)

No.	School	Record	Pts.
1	Duke (25)	4-0	786
2	Louisville (1)	4-0	744
3	Michigan State (4)	2-1	705
4	North Carolina	3-0	644
5	Kansas (1)	2-1	634
6	Virginia	3-0	625
7	Maryland (1)	3-0	619
8	Gonzaga	4-0	588
9	Ohio State	3-0	502
10	Kentucky	2-1	498
11	Oregon	4-0	484
12	Texas Tech	3-0	466
13	Seton Hall	3-1	403
14	Arizona	4-0	382
15	Villanova	2-1	276
16	Utah State	4-0	248
17	Tennessee	3-0	247
18	Auburn	4-0	242
19	VCU	4-0	210
20	Memphis	3-1	194
21	Xavier	4-0	187
22	Texas	4-0	118
23	Baylor	2-1	111
24	Washington	2-1	102
25	Colorado	2-0	51

OTHERS RECEIVING VOTES: Oklahoma 47, Saint Mary's 46, Florida 40, Marquette 25, Florida State 22, LSU 20, Purdue 19, Michigan 15, Kansas State 14, Butler 11, Vermont 10, Penn State 9, Arkansas 9, Evansville 8, Dayton 7, Wisconsin 7, Utah 5, Creighton 5, Syracuse 3, San Diego State 3, USC 2, Missouri 2, Ole Miss 2, Oklahoma State 1, Cincinnati 1, Tulane 1.

BUSY NOVEMBER

- NIU opens the season with a grueling stretch of eight games in 17 days to begin the regular season for the Huskies, concluding with a Nov. 25 home game against Oakland.
- Following the matchup against the Golden Grizzlies, NIU will then have nine days off prior to its next game, a December 5 date with Saint Mary's in Moraga, Calif.
- NIU's eight games in the month of November is tied for the most in program history. The Huskies also played eight games in November during the 2016-17 season, those eight games took place over a 20-day period from November 11 through November 30.

DID YOU KNOW?

- NIU's 17 victories in 2018-19 are tied for the sixth-most in school history. In the recently completed four-year stretch (2015-16 through 2018-19), NIU won 66 games, the second-most in a four-year period in school history behind the 68 won from 1989-90 through 1992-93.
- The Huskies had a 109.0 adjusted offense rating according to KenPom last season, the best by a NIU team since 2005-06 (112.7) and the second-best by the Huskies during the KenPom era (since 1996-97).
- NIU has posted a winning record in non-conference play in each of the past five seasons.

MONTGOMERY RANKS FOURTH ALL-TIME

- NIU head coach Mark Montgomery ranks fourth in school history with 110 career victories. John McDougal (1976-86) is the Huskie career leader with 136 victories.
- Montgomery is the only head coach in school history to have led NIU to both a postseason appearance and a victory over a ranked opponent.
- In 2015-16, Montgomery led NIU to 21 victories, tied for the second-most in program history, as the Huskies were selected to play in the Vegas 16 Postseason Tournament.
- Last season, Montgomery and the Huskies topped 14th-ranked Buffalo, 77-75, on Jan. 22, 2019, for NIU's first win over a top-25 ranked foe since Feb. 3, 1973.
- NIU advanced to the MAC Tournament Semifinals for the first time since 2003 last season. Montgomery has led NIU to five MAC Tournament wins, second-most in school history behind McDougal's seven.

NIU Career Wins Leaders

	Coach	Wins
1.	John McDougal	136
2.	Chick Evans	125
3.	Brian Hammel	117
4.	Mark Montgomery	110

HUSKIES PICKED SECOND IN MAC WEST

- The Mid-American Conference Preseason Coaches Poll was released on Thursday, October 31 and the Huskies were picked to finish second in the MAC West Division.
- NIU was picked behind only Toledo in the MAC West, with Ball State, Central Michigan, Western Michigan and Eastern Michigan following the Huskies.
- In the MAC East, Bowling Green was selected as the preseason favorite, followed by Buffalo, Kent State, Miami, Akron and Ohio.
- Bowling Green received two votes to win the MAC Tournament, followed by Toledo with two, NIU, Buffalo, Kent State and Miami each received one vote to win the league tournament.

EUGENE GERMAN NAMED TO PRESEASON ALL-MAC WEST TEAM

- For the third consecutive season, Eugene German was named to the West Division Pre-season All-MAC Team. German is the leading returning scorer in the MAC, having averaged 20.4 points per game a season ago.
- German is joined on the Preseason All-MAC West Team by Tahjai Teague (Ball State), Marreon Jackson (Toledo), Luke Knapke (Toledo), Michael Flowers (Western Michigan) and Dave DiLeo (Central Michigan).
- The Preseason All-MAC East Team is made up of Justin Turner (Bowling Green), Dylan Frye (Bowling Green), Phillip Whittington (Kent State), Nike Sibande (Miami) and Jayvon Graves (Buffalo).

BEANE RECEIVES IMMEDIATE ELIGIBILITY

- Sophomore guard Darius Beane had his waiver approved by the NCAA and is immediately eligible following his transfer from Southern Illinois.
- Beane played one season with the Salukis, appearing in 32, playing 15.5 minutes per contest. Beane averaged 3.0 points and 2.8 rebounds per game, scoring a season-high 16 points against Northern Iowa (Jan. 23, 2019).

HUSKIES CONTINUE TO MAKE THE GRADE

- NIU continues to perform well academically as the Huskies posted an 82 percent mark in the latest Graduation Success Rate, released

NIU CAREER RECORD UPDATES

Field Goals Made

1.	751	Paul Dawkins	1975-79
2.	738	T.J. Lux	1995-00
3.	662	Donnell Thomas	1987-91
4.	650	Tim Dillon	1980-84
5.	642	Matt Hicks	1974-77
6.	640	Allen Rayhorn	1978-82
7.	631	Billy Harris	1970-73
	631	Eugene German	2016-present
9.	586	Jerry Zielinski	1969-72
10.	585	Leon Rodgers	1998-02

3-Point Field Goals Made

1.	235	Todd Peterson	2002-06
2.	204	Donald Whiteside	1987-91
3.	187	Mike Brown	1997-01
4.	184	Eugene German	2016-present
5.	168	Anthony Maestranzi	2002-06
6.	163	P.J. Smith	2001-04
7.	154	Al Sewasciuk	2000-04
8.	145	Chris Coleman	1994-97
	145	Travon Baker	2012-16
10.	132	Leon Rodgers	1998-02

3-Point Field Goals Attempted

1.	594	Todd Peterson	2002-06
2.	503	Eugene German	2016-present
3.	479	Donald Whiteside	1987-91
4.	477	Mike Brown	1997-01
5.	469	Travon Baker	2012-16
6.	444	Al Sewasciuk	2000-04
7.	437	Anthony Maestranzi	2002-06
8.	432	Chris Coleman	1994-97
9.	425	P.J. Smith	2001-04
10.	348	Aaric Armstead	2013-17

by the NCAA on Oct. 16. The men's basketball program's 82 percent mark is a two percent increase on a season ago and is the third-highest mark in program history.

CHANGES ON THE BENCH

- Beginning his third season on the sidelines for the Huskies, Lamar Chapman has been elevated to associate head coach this season. Chapman came to NIU following nine seasons as an assistant at Stony Brook University.
- New to the NIU coaching staff this season is Anthony Beane Sr., who joins the Huskies following seven seasons as an assistant coach at Southern Illinois.
- Following two seasons as a graduate assistant, Chris MacMartin was elevated this season to Director of Player Development and Operations.

2018-19 SEASON REVIEW

- NIU reached the Mid-American Conference Tournament Semifinals for the first time since 2003 last season. Seeded seventh, the Huskies topped 10th-seed Ohio, 80-61, in DeKalb in the tournament opener. NIU then downed No. 2 seed Toledo, 80-76, in the tournament quarterfinals in Cleveland before falling, 71-67, to No. 3 seed Bowling Green in the semifinals.
- The Huskies upended a ranked opponent for just the third time in school history when they defeated 14th-ranked Buffalo, 77-75, on January 22, 2019. Eugene German had a double-double with 20 points and 10 rebounds in the victory.
- NIU's 17 victories in 2018-19 are tied for the sixth-most in school history. In the recently completed four-year stretch (2015-16 through 2018-19), NIU won 66 games, the second-most in a four-year period in school history behind the 68 won from 1989-90 through 1992-93.
- NIU scored a school-record 2,506 points last season, made 940 field goals (second-most in NIU history), made 229 three-pointers (second-most in NIU history) and shot 73.1 percent as a team from the free-throw line (third best in NIU history).
- The Huskies led the MAC in field goal percentage, shooting 47.1 percent as a team, 45th nationally. That was the best mark by a NIU team since 2006-07, when the Huskies shot 47.6 percent.

THE LAST MEETING



NIU: 92
Oakland: 72

**November 25, 2018 • Athletics Center O'Rena
Rochester, Mich.**

No.	NIU	FG	3FG	FT	O-D	TOT	F	TP	A	TO	B	S	MIN
4	James, L.	3-5	0-1	2-2	4-8	12	3	8	0	1	1	0	24
42	Bradley, L.	13-13	4-4	0-0	1-3	4	2	30	5	1	0	0	33
0	Thorpe, D.	4-9	1-4	0-0	0-3	3	1	9	7	1	0	1	30
10	German, E.	7-11	2-3	4-4	0-3	3	3	20	3	3	0	1	32
22	Henry-Hayes, R.	3-3	2-2	0-0	0-2	2	1	8	2	0	0	1	31
2	Daow, G.	0-0	0-0	0-0	1-0	1	1	0	0	0	0	0	9
5	Mateen, Z.	1-1	0-0	1-3	0-0	0	0	3	4	0	0	0	9
11	McCarthy, N.	3-7	1-2	0-0	0-1	1	3	7	0	0	0	0	10
15	Key, J.	0-3	0-0	0-0	1-2	3	1	0	2	0	0	0	13
32	Richie, A.	3-4	1-2	0-0	0-1	1	0	7	0	1	0	2	9
TEAM					0-2	2				1			
TOTALS		37-56	11-18	7-9	7-25	32	15	92	23	8	1	5	200
TOTAL FG%:		1st: 19-29	.655	2nd: 18-27	.667	Game: 37-56							.661
3-PT FG%:		1st: 5-8	.625	2nd: 6-10	.600	Game: 11-18							.611
FT%:		1st: 2-3	.667	2nd: 5-6	.833	Game: 7-9							.778

No.	Oakland	FG	3FG	FT	O-D	TOT	F	TP	A	TO	B	S	MIN
14	Hill-Mais, X.	8-20	4-7	2-3	4-5	9	0	22	5	0	0	0	39
15	Nobles, J.	1-4	0-2	0-0	0-1	1	3	2	2	0	1	0	35
13	Brechtling, B.	0-1	0-1	1-2	1-0	1	0	1	0	1	1	1	11
1	Norris, B.	6-7	5-5	1-2	0-3	3	3	18	10	1	0	0	39
21	Cumberland, J.	6-13	3-5	4-4	0-1	1	2	19	0	4	0	1	36
2	Maddox, T.	0-4	0-2	0-0	0-0	0	1	0	0	1	0	0	7
10	Newman, K.	0-3	0-3	1-2	0-1	1	0	1	0	0	0	1	7
22	Beck, J.	4-6	0-1	1-1	2-1	3	3	9	3	0	0	0	26
TEAM					3-0	3				1			
TOTALS		25-58	12-26	10-14	10-12	22	12	72	20	8	2	3	200
TOTAL FG%:		1st: 16-28	.571	2nd: 9-30	.300	Game: 25-58							.431
3-PT FG%:		1st: 9-15	.600	2nd: 3-11	.273	Game: 12-26							.462
FT%:		1st: 3-5	.600	2nd: 7-9	.778	Game: 10-14							.714

Technical Fouls: none

Officials: Terry Wyrmer, Bill Ek, Michael Griffith

















Attendance: 2,093

Score by Half

NIU.....45-47 92
James Madison.....44-28 72



2019-20 NIU BASKETBALL ROSTER

CHRIS JOHNSON  0 Junior Forward	TRENDON HANKERSON  1 Sophomore Guard	GAIRGES DAOW  2 Junior Guard	JUSTIN LEE  3 Sophomore Wing	LACEY JAMES  4 RS Senior Forward	ZAIRE MATEEN  5 Junior Guard
EUGENE GERMAN  10 Senior Guard	NOAH McCARTY  11 Senior Forward	ALIZE TRAVIS  21 Senior Guard	ROD HENRY-HAYES  22 Junior Guard	TYLER COCHRAN  23 Freshman Guard	DARIUS BEANE  24 Sophomore Guard
NATHAN SCOTT  25 Junior Forward	KEENON COLE  32 Freshman Forward	DANIEL FILIPPONE  55 Freshman Guard	MARK MONTGOMERY  Head Coach Ninth Season		

2019-20 NIU HUSKIES

No.	Name	Pos.	Ht.	Wt.	Class	Hometown (Last School)
0	Chris Johnson	F	6-7	215	Jr.	Chicago, Ill. (TF North/South Suburban College)
1	Trendon Hankerson	G	6-2	185	So.	Novi, Mich. (Novi)
2	Gairges Daow	G	6-4	190	Jr.	Melbourne, Australia (Victory Rock Academy)
3	Justin Lee	W	6-8	210	So.	Lawrenceville, Ga. (Collins Hill)
4	Lacey James	F	6-9	240	RS Sr.	Grand Rapids, Mich. (Wayland Union/Rider)
5	Zaire Mateen	G	6-0	170	Jr.	Queens, N.Y. (South Shore/Laramie County CC)
10	Eugene German	G	6-0	185	Sr.	Gary, Ind. (21st Century Charter)
11	Noah McCarty	F	6-8	240	Sr.	Rock Falls, Ill. (Sterling Newman)
21	Alize Travis	G	6-0	170	Sr.	Victorville, Calif. (Eastvale Roosevelt/Pima CC)
22	Rod Henry-Hayes	G	6-4	185	Jr.	Zion, Ill. (Zion-Benton Township)
23	Tyler Cochran	G	6-2	220	Fr.	Bolingbrook, Ill. (Bolingbrook)
24	Darius Beane	G	6-3	175	So.	Carbondale, Ill. (Carbondale/Southern Illinois)
25	Nathan Scott	F	6-8	195	Jr.	Naperville, Ill. (Neuqua Valley/Olney Central College)
32	Keenon Cole	F	6-7	200	Fr.	Streamwood, Ill. (Streamwood)
55	Daniel Filippone	G	6-1	175	Fr.	Antioch, Ill. (Antioch Community)

First Name	Last Name
common	common
common	common
grr - giss	dow
common	common
common	common
zigh - ear	ma - teen
common	common
common	common
al - ee - zay	common
common	common
common	common
common	common
key - none	common
common	fill - a - pone

Head Coach: Mark Montgomery

Associate Head Coach: Lamar Chapman

Assistant Coaches: Brandon Watkins and Anthony Beane Sr.

Director of Player Development/Operations: Chris MacMartin

SPECIALTY STATS

		Result	Pts in Paint (NIU/Opp)	Pts off TO (NIU/Opp)	2nd Chance (NIU/Opp)	Fast Break (NIU/Opp)	Bench Pts (NIU/Opp)	Largest Lead	Largest Deficit	Lead Changes	Ties
N9	NORTHERN IOWA	L, 64-54	32/26	7/4	10/16	12/2	7/21	3	20	1	2
N12	at Iowa State	L, 70-52	18/40	4/30	16/9	0/14	11/24	11	23	1	2
N15	COPPIN STATE	W, 81-69	20/22	19/19	12/11	19/13	16/16	16	0	none	1
N16	ROCKFORD	W, 96-48	38/16	27/4	15/11	20/0	42/9	48	4	2	2
N18	LONGWOOD	W, 65-48	24/16	22/10	8/9	14/6	29/13	19	2	5	1
N20	at Western Illinois	W, 86-81	32/30	15/11	9/11	8/10	25/11	10	3	9	6
N23	at SIU Edwardsville	W, 68-64	20/32	10/22	14/2	5/17	24/12	9	5	9	8
N25	OAKLAND										
D5	at Saint Mary's										
D7	at UC Davis										
D16	at Pittsburgh										
D19	at Chicago State										
D21	GREEN BAY										
J4	at Buffalo*										
J7	at Central Michigan*										
J11	EASTERN MICHIGAN*										
J14	AKRON*										
J18	at Bowling Green*										
J21	at Kent State*										
J25	WESTERN MICHIGAN*										
J28	OHIO*										
F1	MIAMI*										
F4	at Toledo*										
F8	KENT STATE*										
F11	at Ball State*										
F15	at Miami*										
F22	CENTRAL MICHIGAN*										
F25	at Eastern Michigan*										
F29	at Western Michigan*										
M3	TOLEDO*										
M6	BALL STATE*										
TOTALS			184/182	104/100	84/69	78/62	154/106				
AVERAGES			26.3/25.0	14.9/14.3	12.0/9.9	11.1/8.9	22.0/15.2				

MISC. STATS

Largest halftime lead	18, Rockford (Nov. 16, 2019)
Largest halftime deficit	16, Northern Iowa (Nov. 9, 2019)
Largest halftime lead surrendered to lose	3, at Iowa State (Nov. 12, 2019)
Largest halftime deficit overcome to win.....	
Largest lead at any time.....	48, Rockford (Nov. 16, 2019)
Largest deficit at any time.....	23, at Iowa State (Nov. 12, 2019)
Largest lead surrendered to lose	11, at Iowa State (Nov. 12, 2019)
Largest deficit overcome to win	5, at SIU Edwardsville (Nov. 23, 2019)
Largest margin of victory	48, Rockford (Nov. 16, 2019)
Largest margin of defeat	18, at Iowa State (Nov. 12, 2019)
Most points scored in a half.....	50, Rockford -- second half (Nov. 16, 2019)
Fewest points scored in a half.....	18, at Iowa State -- second half (Nov. 12, 2019)
Most points allowed in a half	40, Northern Iowa -- first half (Nov. 9, 2019)
.....	40, Coppin State -- second half (Nov. 15, 2019)
Fewest points allowed in a half	20, Rockford -- second half (Nov. 16, 2019)

THE IZZO COACHING TREE

Mark Montgomery became the eighth Tom Izzo assistant coach to become a Division I head coach, and is one of three current head coaches:

- Tom Crean, Georgia
- Brian Gregory, South Florida

The six other Izzo assistants that have been Division I head coaches are:

- Jim Boylen, Utah
- Mike Garland, Cleveland State
- Stan Heath, Kent State/Arkansas/USF
- Stan Joplin, Toledo
- Doug Wojcik, Tulsa/Coll. of Charleston

ABOUT THE STAFF

Head Coach Mark Montgomery

- Ninth season at NIU.
- Ninth overall season as a head coach.
- Fourth in NIU history in career wins.
- Spent 10 seasons as an assistant coach at Michigan State.
- Also spent four years as an assistant at Central Michigan (1997-2001).
- Four-year letterwinner at Michigan State (1988-92), playing for Jud Heathcote.
- Follow him on Twitter @NIUCoachMonty

Associate Head Coach Lamar Chapman

- Third Season at NIU
- Promoted to associate head coach this season
- Came to NIU from Stony Brook, where he helped the Seawolves to seven postseason appearances in nine years.
- Has also spent time at Central Michigan and Toledo in the MAC.
- Began his coaching career in his hometown at Muskegon Heights (Mich.) High School.
- Played collegiately at Lane College in Jackson, Tenn.

Assistant Coach Brandon Watkins

- Third season as an assistant coach at NIU.
- Returned to NIU after being a graduate assistant with the Huskies from 2012-14.
- Spent the 2016-17 season as head coach at Morton College.
- Began his coaching career at St. Joseph's High School for under the late Gene Pingatore.
- Played at Penn State, earning All-Big Ten honorable mention in 2003.

Assistant Coach Anthony Beane Sr.

- First season as an assistant coach at NIU.
- Came to NIU following seven seasons as an assistant at Southern Illinois, helping the Salukis to winning seasons in each of the last four.
- Also spent time at Southeast Missouri State (1997-2000), Illinois State (2000-02, 2007-12) and Saint Louis (2002-06).
- Played at Kansas State, was Big Eight Newcomer of the Year in 1992.
- Son, Darius, is a sophomore in the NIU basketball team.

INSIDE THE NUMBERS

2019-20 NIU BASKETBALL STATISTICAL BREAKDOWN

TEAM	GAMES	FG-FGA	PCT.	3F-3PA	PCT.	FT-FTA	PCT.	O-D	TOT	AVG.	FOUL	DQ	AST	AVG	TO	BLK	STL	PTS	AVG
OVERALL (5-2)	7	172-422	.408	59-165	.358	99-139	.712	97-211	308	44.0	102	1	76	10.9	103	27	44	502	71.7
HOME (3-1)	4	101-244	.414	30-91	.330	64-90	.711	58-131	189	47.2	58	0	42	10.5	59	18	28	296	74.0
AWAY (2-1)	3	71-178	.399	29-74	.392	35-49	.714	39-80	119	39.7	44	1	34	11.3	44	9	16	206	68.7
NON-CONF (5-2)	7	172-422	.408	59-165	.358	99-139	.712	97-211	308	44.0	102	1	76	10.9	103	27	44	502	71.7
CONFERENCE																			

INSIDE THE NUMBERS

RECORD BY VENUE	2019-20 Overall	2019-20 MAC	Monty Overall	Since 13-14	Monty MAC
Overall	5-2		110-152	100-101	52-89
Home (NIU Convocation Center)	3-1		78-54	71-32	34-36
Away	2-1		29-90	26-62	18-52
Neutral			3-8	3-7	

RECORD BY HALFTIME	2019-20 Overall	2019-20 MAC	Monty Overall	Since 13-14	Monty MAC
When NIU leads at halftime	5-1		81-33	73-26	31-19
When NIU trails at halftime	0-1		25-113	24-70	17-64
When NIU is tied at halftime			4-6	3-5	4-5

RECORD BY SCORING OFFENSE	2019-20 Overall	2019-20 MAC	Monty Overall	Since 13-14	Monty MAC
When NIU scores 100+ points			4-0	4-0	
When NIU scores 90-99 points	1-0		11-0	11-0	2-0
When NIU scores 80-89 points	2-0		24-8	24-8	11-2
When NIU scores 70-79 points			37-18	32-16	23-12
When NIU scores 60-69 points	2-0		25-54	21-46	12-36
When NIU scores 50-59 points	0-2		8-44	7-23	3-23
When NIU scores 40-49 points			1-25	1-8	1-13
When NIU scores less than 40 points			0-3	0-0	0-2

RECORD BY SCORING DEFENSE	2019-20 Overall	2019-20 MAC	Monty Overall	Since 13-14	Monty MAC
When opponent scores 100+ points			0-11	0-9	0-4
When opponent scores 90-99 points			6-25	6-22	4-16
When opponent scores 80-89 points	1-0		13-52	13-37	6-32
When opponent scores 70-79 points	0-1		49-41	44-25	30-23
When opponent scores 60-69 points	2-1		31-19	27-8	8-10
When opponent scores 50-59 points			10-4	9-0	3-3
When opponent scores 40-49 points	2-0		1-0	1-0	1-0

MARGIN OF VICTORY	2019-20 Overall	2019-20 MAC	Monty Overall	Since 13-14	Monty MAC
Game decided by 1-5 points	2-0		35-47	31-36	23-25
Game decided by 6-10 points	0-1		24-37	23-27	10-28
Game decided by 11-20 points	2-1		32-45	28-26	16-24
Game decided by 21+ points	1-0		19-23	18-12	3-11

OVERTIME RECORD	2019-20 Overall	2019-20 MAC	Monty Overall	Since 13-14	Monty MAC
Overtime			8-5	8-4	5-3
Double Overtime			2-2	2-2	1-0

RECORD BY MONTH	2019-20 Overall	2019-20 MAC	Monty Overall	Since 13-14	Monty MAC
November	5-2		29-27	28-17	
December			20-26	19-15	
January			30-37	25-27	26-37
February			19-44	17-30	19-42
March			12-18	11-12	7-9

INSIDE THE NUMBERS

FIELD GOAL PERCENTAGE	2019-20	Monty	Since 13-14
When NIU leads in FG%, NIU is	4-0	86-30	77-24
When opponent leads in FG%, NIU is	1-2	22-122	21-77
When game ends tied in FG%, NIU is		2-0	2-0

3-POINT FIELD GOAL PERCENTAGE	2019-20	Monty	Since 13-14
When NIU leads in 3FG%, NIU is	4-1	76-36	68-24
When opponent leads in 3FG%, NIU is	1-1	34-113	32-75
When game ends tied in 3FG%, NIU is		0-3	0-2

FREE THROW SHOOTING	2019-20	Monty	Since 13-14
When NIU attempts more FT, NIU is	5-0	70-46	65-36
When opponent attempts more FT, NIU is	0-2	37-99	32-59
When game ends tied in FT attempts, NIU is		3-7	3-6

FREE THROW PERCENTAGE	2019-20	Monty	Since 13-14
When NIU leads in FT%, NIU is	4-0	68-64	66-45
When opponent leads in FT%, NIU is	1-2	42-87	34-55
When game ends tied in FT%, NIU is		0-1	0-1

REBOUNDING	2019-20	Monty	Since 13-14
When NIU leads in rebounds, NIU is	5-1	83-69	74-45
When opponent leads in rebounds, NIU is	0-1	21-77	20-52
When game ends tied in rebounds, NIU is		6-6	6-4

ASSISTS	2019-20	Monty	Since 13-14
When NIU leads in assists, NIU is	3-0	60-22	51-12
When opponent leads in assists, NIU is	2-2	41-123	40-85
When game ends tied in assists, NIU is		9-7	9-4

BLOCKS	2019-20	Monty	Since 13-14
When NIU leads in blocks, NIU is	3-1	49-31	44-20
When opponent leads in blocks, NIU is	1-1	38-103	36-71
When game ends tied in blocks, NIU is	1-0	23-18	20-10

STEALS	2019-20	Monty	Since 13-14
When NIU leads in steals, NIU is	4-1	69-65	68-46
When opponent leads in steals, NIU is	1-1	33-71	26-43
When game ends tied in steals, NIU is		8-16	6-12

TURNOVERS	2019-20	Monty	Since 13-14
When NIU has more turnovers, NIU is	3-2	33-88	27-56
When opponent has more turnovers, NIU is	1-0	67-58	63-40
When game ends tied in turnovers, NIU is	1-0	10-6	10-5

FOULS	2019-20	Monty	Since 13-14
When NIU has more fouls, NIU is	0-2	34-104	29-64
When opponent has more fouls, NIU is	5-0	71-39	67-29
When game ends tied in fouls, NIU is		5-9	4-8

INSIDE THE NUMBERS

TIME ON THE COURT

PLAYER	CAREER GAMES	CAREER STARTS	CONSEC GAMES	CONSEC STARTS
Eugene German	101	75	17	16
Noah McCarty	100	2	5	2
Lacey James (12 gms at Rider)	85	70	73	38
Gairges Daow	71	27	6	5
Rod Henry-Hayes	64	34	0	0
Darius Beane (32 gms at SIU)	37	0	5	0
Trendon Hankerson	28	9	28	7
Zaire Mateen	26	0	3	0
Alize Travis	7	2	0	0
Chris Johnson	7	0	7	0
Tyler Cochran	7	1	7	0
Nathan Scott	7	4	7	0
Keenon Cole	3	0	0	0
Justin Lee	0	0	0	0
Daniel Filippone	0	0	0	0

LED NIU IN ... SCORING

	2016-17	2017-18	2018-19	2019-20	CAREER
Eugene German	7	25	18	6	56
Lacey James	--	0	2		2
Darius Beane	--	--	--	1	1

LED NIU IN ... REBOUNDING

	2016-17	2017-18	2018-19	2019-20	CAREER
Lacey James	--	8	18	3	29
Eugene German	0	6	8		14
Noah McCarty	0	3	5	2	10
Gairges Daow	--	4	2	1	7
Nathan Scott	--	--	--	2	2
Rod Henry-Hayes	--	0	1		1
Tyler Cochran	--	--	--	1	1

LED NIU IN ... ASSISTS

	2016-17	2017-18	2018-19	2019-20	CAREER
Eugene German	4	11	20	5	40
Gairges Daow	--	5	3	1	9
Rod Henry-Hayes	--	1	5	1	7
Lacey James	--	2	2		4
Noah McCarty	0	2	2		4
Trendon Hankerson	--	--	1	2	3
Alize Travis	--	--	2		2
Chris Johnson	--	--	--	1	1
Zaire Mateen	--	--	--	1	1
Tyler Cochran	--	--	--	1	1

LED NIU IN ... BLOCKS

	2016-17	2017-18	2018-19	2019-20	CAREER
Lacey James	--	6	15	3	24
Noah McCarty	3	6	5	1	15
Eugene German	3	4	3	3	13
Trendon Hankerson	--	--	6	2	8
Gairges Daow	--	5	2		7
Nathan Scott	--	--	--	4	4
Rod Henry-Hayes	--	2	1		3
Tyler Cochran	--	--	--	2	2
Alize Travis	--	--	1		1
Darius Beane	--	--	--	1	1
Keenon Cole	--	--	--	1	1
Chris Johnson	--	--	--	1	1

LED NIU IN ... STEALS

	2016-17	2017-18	2018-19	2019-20	CAREER
Eugene German	3	7	13	3	26
Lacey James	--	7	8	2	17
Rod Henry-Hayes	--	0	5	3	8
Noah McCarty	1	4	1		6
Gairges Daow	--	3	2		5
Trendon Hankerson	--	--	3	1	4
Zaire Mateen	--	--	2	1	3
Nathan Scott	--	--	--	2	2
Alize Travis	--	0	1		1
Chris Johnson	--	--	--	1	1
Darius Beane	--	--	--	1	1
Tyler Cochran	--	--	--	1	1

INSIDE THE NUMBERS

DOUBLE-DIGIT SCORING

	16-17	17-18	18-19	19-20	CAREER
Eugene German	15	32	30	7	84
Lacey James	--	4	13	3	20
Noah McCarty	0	2	3	1	6
Gairges Daow	--	4	1		5
Rod Henry-Hayes	--	2	2		4
Darius Beane	--	--	--	3	3
Nathan Scott	--	--	--	2	2
Trendon Hankerson	--	--	0	2	2
Zaire Mateen	--	--	1		1
Tyler Cochran	--	--	--	1	1
Chris Johnson	--	--	--	1	1

20+ POINT GAMES

	16-17	17-18	18-19	19-20	CAREER
Eugene German	4	18	18	6	46
Lacey James	--	0	1		1

30+ POINT GAMES

	16-17	17-18	18-19	19-20	CAREER
Eugene German	0	2	3		5

7+ REBOUND GAMES

	16-17	17-18	18-19	19-20	CAREER
Lacey James	--	6	19	3	28
Eugene German	--	7	11	1	19
Noah McCarty	0	1	3	3	7
Gairges Daow	--	4	1	1	6
Nathan Scott	--	--	--	3	3
Tyler Cochran	--	--	--	1	1

10+ REBOUND GAMES

	16-17	17-18	18-19	19-20	CAREER
Lacey James	--	1	8	2	11
Noah McCarty	0	0	1	1	2
Gairges Daow	--	0	1		1
Eugene German	--	0	1		1

15+ REBOUND GAMES

	16-17	17-18	18-19	19-20	CAREER
Lacey James	--	0	1		1

5+ ASSIST GAMES

	16-17	17-18	18-19	19-20	CAREER
Eugene German	0	2	5	1	8
Rod Henry-Hayes	--	1			1
Alize Travis	--	--	1		1

10+ ASSIST GAMES

	16-17	17-18	18-19	19-20	CAREER
none					

3+ STEAL GAMES

	16-17	17-18	18-19	19-20	CAREER
Eugene German	0	1	4	1	6
Lacey James	--	2	1		3
Noah McCarty	--	2			2
Trendon Hankerson	--	--	2		2
Rod Henry-Hayes	--	0	1		1
Darius Beane	--	--	--	1	1
Nathan Scott	--	--	--	1	1

5+ STEAL GAMES

	16-17	17-18	18-19	19-20	CAREER
Lacey James	--	--	1		1

3+ BLOCK GAMES

	16-17	17-18	18-19	19-20	CAREER
Noah McCarty	0	0	2		2
Tyler Cochran	0	0	0	1	1
Lacey James	--	0	0	1	1

5+ BLOCK GAMES

	16-17	17-18	18-19	19-20	CAREER
Noah McCarty	0	0	1		1

GAME-BY-GAME PLAYER STATISTICS (PTS-REB-AST)

		0 • JOHNSON	1 • HANKERSON	2 • DAOW	3 • LEE	4 • JAMES	5 • MATEEN	10 • GERMAN	11 • McCARTY
N9	NORTHERN IOWA	0-4-1	9-5-1	DNP	DNP	4-10-0	4-0-1	21-4-0	DNP
N12	at Iowa State	1-5-0	6-5-1	2-7-0	DNP	5-5-0	0-0-0	24-6-1	DNP
N15	COPPIN STATE	2-3-0	7-5-2	6-5-0	DNP	11-5-1	DNP	23-7-3	2-0-0
N16	ROCKFORD	10-5-0	11-3-3	6-2-4	DNP	7-2-1	DNP	21-4-2	1-4-2
N18	LONGWOOD	0-3-1	8-1-0	0-5-0	DNP	11-10-1	2-2-0	12-3-4	10-10-1
N20	at Western Illinois	0-2-0	13-2-2	4-1-1	DNP	9-5-0	5-1-1	26-6-6	9-7-3
N23	at SIU Edwardsville	0-1-0	4-1-2	0-1-0	DNP	10-9-2	3-0-0	23-0-3	7-7-2
N25	OAKLAND								
D5	at Saint Mary's								
D7	at UC Davis								
D16	at Pittsburgh								
D19	at Chicago State								
D21	GREEN BAY								
J4	at Buffalo*								
J7	at Central Michigan*								
J11	EASTERN MICHIGAN*								
J14	AKRON*								
J18	at Bowling Green*								
J21	at Kent State*								
J25	WESTERN MICHIGAN*								
J28	OHIO*								
F1	MIAMI*								
F4	at Toledo*								
F8	KENT STATE*								
F11	at Ball State*								
F15	at Miami*								
F22	CENTRAL MICHIGAN*								
F25	at Eastern Michigan*								
F29	at Western Michigan*								
M3	TOLEDO*								
M6	BALL STATE*								

		21 • TRAVIS	22 • HENRY-HAYES	23 • COCHRAN	24 • BEANE	25 • SCOTT	32 • COLE	55 • FILIPPONE
N9	NORTHERN IOWA	DNP	8-4-1	5-3-0	DNP	3-7-0	0-0-0	DNP
N12	at Iowa State	DNP	6-1-0	5-4-1	DNP	0-4-0	3-6-0	DNP
N15	Coppin State	DNP	0-0-0	0-8-0	12-6-2	18-8-2	DNP	DNP
N16	ROCKFORD	DNP	6-1-3	11-6-2	6-5-0	9-8-1	8-6-0	DNP
N18	LONGWOOD	DNP	0-0-0	3-0-1	14-5-2	5-3-0	DNP	DNP
N20	at Western Illinois	DNP	0-0-0	0-0-0	7-4-2	13-6-2	DNP	DNP
N23	at SIU Edwardsville	DNP	DNP	6-6-2	12-4-2	3-4-1	DNP	DNP
N25	OAKLAND							
D5	at Saint Mary's							
D7	at UC Davis							
D16	at Pittsburgh							
D19	at Chicago State							
D21	GREEN BAY							
J4	at Buffalo*							
J7	at Central Michigan*							
J11	EASTERN MICHIGAN*							
J14	AKRON*							
J18	at Bowling Green*							
J21	at Kent State*							
J25	WESTERN MICHIGAN*							
J28	OHIO*							
F1	MIAMI*							
F4	at Toledo*							
F8	KENT STATE*							
F11	at Ball State*							
F15	at Miami*							
F22	CENTRAL MICHIGAN*							
F25	at Eastern Michigan*							
F29	at Western Michigan*							
M3	TOLEDO*							
M6	BALL STATE*							

GAME-BY-GAME TEAM STATISTICS

Date	Game	W/L	Score	FG-FGA	PCT.	3F-3PA	PCT.	FT-FTA	PCT.	O-D	TOT	F/EJ	A	TO	BLK	STL	1st	2nd	ot	ot	TP
N9	NIU Northern Iowa	L	54 64	22-63 25-61	.349 .410	6-23 9-27	.261 .333	4-7 5-8	.571 .625	12-28 10-31	40 41	15/0 13/0	4 12	9 7	6 2	5 1	24 40	30 24	-	-	54 64
N12	NIU at Iowa State	L	52 70	18-60 26-60	.300 .433	7-24 3-25	.292 .120	9-16 15-22	.563 .682	19-28 9-27	47 36	19/1 16/0	3 14	20 9	2 8	5 10	34 31	18 39	-	-	52 70
N15	NIU Coppin State	W	81 69	24-61 23-62	.393 .371	7-23 10-37	.304 .270	26-34 13-20	.765 .650	15-36 7-26	51 33	16/0 28/1	10 9	20 17	3 3	5 7	37 29	44 40	-	-	81 69
N16	NIU Rockford	W	96 48	34-66 20-62	.515 .323	9-19 7-29	.474 .241	19-30 1-2	.633 .500	18-33 10-20	51 30	11/0 22/0	18 10	11 19	5 3	7 3	46 28	50 20	-	-	96 48
N18	NIU Longwood	W	65 48	21-54 16-57	.389 .281	8-26 7-29	.308 .241	15-19 9-12	.789 .750	13-34 9-21	47 30	16/0 20/0	10 7	19 17	5 2	10 7	34 24	31 24	-	-	65 48
N20	NIU at Western Illinois	W	86 81	32-64 29-62	.500 .468	12-26 12-23	.462 .522	10-14 11-12	.714 .917	8-27 6-27	35 33	13/0 17/0	17 18	8 8	3 4	4 1	41 36	45 45	-	-	86 81
N23	NIU at SIU Edwardsville	W	68 64	21-54 25-52	.389 .481	10-24 4-15	.417 .267	16-19 10-13	.842 .769	12-25 3-23	37 26	12/0 19/1	14 18	17 15	4 3	7 6	34 32	34 32	-	-	68 64
N25	NIU Oakland																				
D5	NIU at Saint Mary's																				
D7	NIU at UC Davis																				
D16	NIU at Pittsburgh																				
D19	NIU at Chicago State																				
D21	NIU Green Bay																				
J4	NIU at Buffalo*																				
J7	NIU at Central Michigan*																				
J11	NIU Eastern Michigan*																				
J14	NIU Akron*																				
J18	NIU at Bowling Green*																				
J21	NIU at Kent State*																				
J25	NIU Western Michigan*																				
J28	NIU Ohio*																				
F1	NIU Miami*																				
F4	NIU at Toledo*																				
F8	NIU Kent State*																				
F11	NIU at Ball State*																				
F15	NIU at Miami*																				
F22	NIU Central Michigan*																				
F25	NIU at Eastern Michigan*																				
F29	NIU at Western Michigan*																				
M3	NIU Toledo*																				
M6	NIU Ball State*																				

TEAM AND INDIVIDUAL SUPERLATIVES IN 2019-20

TEAM SUPERLATIVES

NIU	HIGHS	LOWS
Points	96, Rockford (Nov. 16, 2019)	52, at Iowa State (Nov. 12, 2019)
Field Goals	34, Rockford (Nov. 16, 2019)	18, at Iowa State (Nov. 12, 2019)
Field Goal Attempts	66, Rockford (Nov. 16, 2019)	54, Longwood (Nov. 18, 2019)
		54, at SIU Edwardsville (Nov. 23, 2019)
Field Goal Percentage	.515, Rockford (Nov. 16, 2019)	.300, at Iowa State (Nov. 12, 2019)
Three-Point Field Goals	12, at Western Illinois (Nov. 20, 2019)	6, Northern Iowa (Nov. 9, 2019)
Three-Point Attempts	26, Longwood (Nov. 18, 2019)	19, Rockford (Nov. 16, 2019)
	26, at Western Illinois (Nov. 20, 2019)	
Three-Point Percentage	.474, Rockford (Nov. 16, 2019)	.261, Northern Iowa (Nov. 9, 2019)
Free Throws	26, Coppin State (Nov. 15, 2019)	4, Northern Iowa (Nov. 9, 2019)
Free Throw Attempts	34, Coppin State (Nov. 15, 2019)	7, Northern Iowa (Nov. 9, 2019)
Free Throw Percentage	.842, at SIU Edwardsville (Nov. 23, 2019)	.563, at Iowa State (Nov. 12, 2019)
Rebounds	51, Coppin State (Nov. 15, 2019)	35, at Western Illinois (Nov. 20, 2019)
	51, Rockford (Nov. 16, 2019)	
Offensive Rebounds	19, at Iowa State (Nov. 12, 2019)	8, at Western Illinois (Nov. 20, 2019)
Defensive Rebounds	36, Coppin State (Nov. 15, 2019)	25, at SIU Edwardsville (Nov. 23, 2019)
Personal Fouls	19, at Iowa State (Nov. 12, 2019)	11, Rockford (Nov. 16, 2019)
Assists	18, Rockford (Nov. 16, 2019)	3, at Iowa State (Nov. 12, 2019)
Turnovers	20, at Iowa State (Nov. 12, 2019)	8, at Western Illinois (Nov. 20, 2019)
	20, Coppin State (Nov. 15, 2019)	
Blocked Shots	5, three times, last: Longwood (Nov. 18, 2019)	2, at Iowa State (Nov. 12, 2019)
Steals	10, Longwood (Nov. 18, 2019)	4, at Western Illinois (Nov. 20, 2019)

OPPONENTS	HIGHS	LOWS
Points	81, at Western Illinois (Nov. 20, 2019)	48, Rockford (Nov. 16, 2019)
		48, Longwood (Nov. 18, 2019)
Field Goals	29, at Western Illinois (Nov. 20, 2019)	16, Longwood (Nov. 18, 2019)
Field Goal Attempts	62, three times, last: at Western Illinois (Nov. 20, 2019)	52, at SIU Edwardsville (Nov. 23, 2019)
Field Goal Percentage	.481, at SIU Edwardsville (Nov. 23, 2019)	.281, Longwood (Nov. 18, 2019)
Three-Point Field Goals	12, at Western Illinois (Nov. 20, 2019)	3, at Iowa State (Nov. 12, 2019)
Three-Point Attempts	37, Coppin State (Nov. 15, 2019)	15, at SIU Edwardsville (Nov. 23, 2019)
Three-Point Percentage	.522, at Western Illinois (Nov. 20, 2019)	.120, at Iowa State (Nov. 12, 2019)
Free Throws	15, at Iowa State (Nov. 12, 2019)	1, Rockford (Nov. 16, 2019)
Free Throw Attempts	22, at Iowa State (Nov. 12, 2019)	2, Rockford (Nov. 16, 2019)
Free Throw Percentage	.917, at Western Illinois (Nov. 20, 2019)	.500, Rockford (Nov. 16, 2019)
Rebounds	41, Northern Iowa (Nov. 9, 2019)	26, at SIU Edwardsville (Nov. 23, 2019)
Offensive Rebounds	10, Northern Iowa (Nov. 9, 2019)	3, at SIU Edwardsville (Nov. 23, 2019)
	10, Rockford (Nov. 16, 2019)	
Defensive Rebounds	31, Northern Iowa (Nov. 9, 2019)	20, Rockford (Nov. 16, 2019)
Personal Fouls	28, Coppin State (Nov. 15, 2019)	13, Northern Iowa (Nov. 9, 2019)
Assists	18, at Western Illinois (Nov. 20, 2019)	7, Longwood (Nov. 18, 2019)
	18, at SIU Edwardsville (Nov. 23, 2019)	
Turnovers	19, Rockford (Nov. 16, 2019)	7, Northern Iowa (Nov. 9, 2019)
Blocked Shots	8, at Iowa State (Nov. 12, 2019)	2, Northern Iowa (Nov. 9, 2019)
		2, Longwood (Nov. 18, 2019)
Steals	10, at Iowa State (Nov. 12, 2019)	1, Northern Iowa (Nov. 9, 2019)
		1, at Western Illinois (Nov. 20, 2019)

INDIVIDUAL SUPERLATIVES

INDIVIDUALS	NIU	OPPONENTS
Points	26, Eugene German, at Western Illinois (Nov. 20, 2019)	28, Brandon Emerick, Rockford (Nov. 16, 2019)
Field Goals	11, Eugene German, at Western Illinois (Nov. 20, 2019)	11, Brandon Emerick, Rockford (Nov. 16, 2019)
Field Goal Attempts	27, Eugene German, at Iowa State (Nov. 12, 2019)	22, Brandon Emerick, Rockford (Nov. 16, 2019)
Field Goal Percentage (Min. 5 Made)	.647, Eugene German, at Western Illinois (Nov. 20, 2019)	.750, Isaiah Brown, Northern Iowa (Nov. 9, 2019)
		.750, Tyresse Williford, at SIU Edwardsville (Nov. 23, 2019)
Three-Point Field Goals	4, Nathan Scott, Coppin State (Nov. 15, 2019)	6, Brandon Emerick, Rockford (Nov. 16, 2019)
	4, Eugene German, at Western Illinois (Nov. 20, 2019)	
Three-Point Attempts	11, Eugene German, at Iowa State (Nov. 12, 2019)	16, Brandon Emerick, Rockford (Nov. 16, 2019)
Three-Point Percentage (Min. 3 Made)	.600, Eugene German, at SIU Edwardsville (Nov. 23, 2019)	.833, Isaiah Brown, Northern Iowa (Nov. 9, 2019)
Free Throws	9, Eugene German, Coppin State (Nov. 15, 2019)	5, three times, last: Kobe Webster, at Western Illinois (Nov. 20, 2019)
Free Throw Attempts	12, Eugene German, Coppin State (Nov. 15, 2019)	7, Jordan Cintron, Longwood (Nov. 18, 2019)
Free Throw Percentage (Min. 7 Made)	.750, Eugene German, Coppin State (Nov. 15, 2019)	n/a
Rebounds	10, three times, last: James/McCarty, Longwood (Nov. 18)	12, Michael Jacobson, at Iowa State (Nov. 12, 2019)
Assists	6, Eugene German, at Western Illinois (Nov. 20, 2019)	8, Tyresse Williford, at SIU Edwardsville (Nov. 23, 2019)
Turnovers	4, six times, last: Hankerson/German, at SIUE (Nov. 20, 2019)	7, Lorenzo Phillips, Longwood (Nov. 18, 2019)
Blocked Shots	4, Lacey James, Longwood (Nov. 18, 2019)	4, George Conditt, at Iowa State (Nov. 12, 2019)
Steals	3, three times, last: Scott, at Western Illinois (Nov. 20, 2019)	4, Jordan Cintron, Longwood (Nov. 18, 2019)

TEAM AND INDIVIDUAL SUPERLATIVES IN THE MARK MONTGOMERY ERA

TEAM SUPERLATIVES

NIU	HIGHS	LOWS
Points	111, Saint Joseph's (Ind.) (Nov. 24, 2013)	25, at Eastern Michigan (Jan. 26, 2013)
Field Goals	41, Saint Joseph's (Ind.) (Nov. 24, 2013)	8, at Eastern Michigan (Jan. 26, 2013)
Field Goal Attempts	82, at Cal State Northridge (Nov. 19, 2016)	39, at Eastern Michigan (March 5, 2012)
		39, Eastern Michigan (Feb. 21, 2015)
Field Goal Percentage	.661, at Oakland (Nov. 25, 2018)	.200, Western Michigan (Jan. 19, 2013)
Three-Point Field Goals	14, Ball State (March 4, 2016)	1, seven times, last: at Eastern Michigan (Feb. 9, 2019)
	14, Chicago State (Dec. 22, 2018)	
Three-Point Attempts	33, at Eastern Michigan (Jan. 26, 2013)	6, Akron (Jan. 21, 2015)
Three-Point Percentage	.692, at Miami (Jan. 9, 2013)	.030, at Eastern Michigan (Jan. 26, 2013)
Free Throws	30, Buffalo (Feb. 2, 2016)	3, four times, last: at Green Bay (Nov. 28, 2018)
Free Throw Attempts	43, Kent State (Jan. 15, 2014)	5, at Purdue (Nov. 11, 2011)
		5, at Boise State (Nov. 26, 2011)
Free Throw Percentage	1.000, three times, last: at Ball State (March 8, 2019)	.250, at Utah Valley (Nov. 28, 2011)
Rebounds	67, Saint Joseph's (Ind.) (Nov. 24, 2013)	24, Central Michigan (Feb. 13, 2018)
Offensive Rebounds	31, Saint Joseph's (Ind.) (Nov. 24, 2013)	3, four times, last: vs. Bowling Green (March 15, 2019)
Defensive Rebounds	46, Indiana Northwest (Nov. 25, 2015)	11, Western Michigan (Jan. 19, 2013)
Personal Fouls	32, at Milwaukee (Dec. 7, 2012)	7, Rockford (Nov. 26, 2017)
Assists	32, Eureka (Nov. 21, 2015)	3, four times, last: at Iowa State (Nov. 12, 2019)
Turnovers	28, at Purdue (Nov. 11, 2011)	2, Toledo (Feb. 18, 2017)
Blocked Shots	10, Miami (Feb. 4, 2014)	0, 24 times, last: Ohio (March 11, 2019)
Steals	17, Bowling Green (March 10, 2014)	1, UC Davis (Dec. 5, 2018)
OPPONENTS	HIGHS	LOWS
Points	99, at Iowa State (Dec. 31, 2013)	36, at Bowling Green (Jan. 12, 2014)
Field Goals	37, at Iowa State (Dec. 31, 2013)	12, at Bowling Green (Jan. 12, 2014)
	37, at Buffalo (Jan. 16, 2018)	
Field Goal Attempts	72, Indiana State (Nov. 11, 2016)	35, three times, last: at Eastern Michigan (Jan. 26, 2013)
Field Goal Percentage	.607, at Butler (Dec. 8, 2018)	.235, Judson (Jan. 2, 2016)
Three-Point Field Goals	17, at Central Michigan (Jan. 30, 2018)	1, Miami (Feb. 4, 2014)
	17, at Butler (Dec. 8, 2018)	1, Western Michigan (Feb. 27, 2016)
Three-Point Attempts	41, at Central Michigan (Jan. 30, 2018)	11, four times, last: Ball State (March 8, 2014)
Three-Point Percentage	.691, at Iowa (Nov. 17, 2011)	.067, Miami (Feb. 4, 2014)
Free Throws	32, Buffalo (Feb. 2, 2016)	1, Rockford (Nov. 26, 2017)
		1, Rockford (Nov. 16, 2019)
Free Throw Attempts	44, Buffalo (Feb. 2, 2016)	2, Rockford (Nov. 16, 2019)
	44, Central Michigan (Jan. 7, 2017)	
Free Throw Percentage	1.000, Ball State (Feb. 14, 2017)	.333, Rockford (Nov. 26, 2017)
	1.000, at Butler (Dec. 8, 2018)	
Rebounds	48, at Minnesota (Dec. 11, 2016)	19, Judson (Nov. 18, 2012)
		19, Central Michigan (Feb. 12, 2014)
Offensive Rebounds	22, at Washington (Dec. 22, 2012)	1, Judson (Nov. 18, 2012)
Defensive Rebounds	37, at Michigan State (Dec. 29, 2018)	12, at Oakland (Nov. 25, 2018)
Personal Fouls	31, Buffalo (Feb. 2, 2016)	8, at Iowa (Dec. 29, 2017)
	31, Idaho (Nov. 16, 2016)	
Assists	34, at Iowa (Dec. 29, 2017)	2, Eastern Michigan (Feb. 20, 2014)
Turnovers	25, Hampton (Dec. 29, 2014)	4, Ohio (Jan. 6, 2016)
Blocked Shots	12, at Iowa (Nov. 26, 2014)	0, 18 times, last: Ohio (Jan. 29, 2019)
Steals	14, at Purdue (Nov. 11, 2011)	1, seven times, last: at Western Illinois (Nov. 20, 2019)
	14, Eastern Michigan (Feb. 20, 2014)	

INDIVIDUAL SUPERLATIVES

INDIVIDUALS	NIU	OPPONENTS
Points	33, Eugene German, at Green Bay (Nov. 28, 2018)	34, Justin Turner, Bowling Green (Feb. 16, 2019)
Field Goals	14, Eugene German, at Toledo (Feb. 6, 2018)	14, Kevin McKay, Central Michigan (Feb. 13, 2018)
	14, Eugene German, at Green Bay (Nov. 28, 2018)	
Field Goal Attempts	29, Eugene German, at Toledo (Feb. 6, 2018)	25, Brenton Scott, Indiana State (Nov. 11, 2016)
Field Goal Percentage (Min. 5 Made)	1.000, four times, last: Levi Bradley, at Oakland (Nov. 25, 2018)	1.000, three times, last: Luka Garza, at Iowa (Dec. 29, 2017)
Three-Point Field Goals	7, Travon Baker, Eastern Michigan (Jan. 9, 2016)	8, Josh Kozinski, at Central Michigan (Jan. 30, 2018)
Three-Point Attempts	12, Eugene German, Central Michigan (Feb. 13, 2018)	16, Brandon Emerick, Rockford (Nov. 16, 2019)
Three-Point Percentage (Min. 3 Made)	1.000, 10 times, last: Henry-Hates, Western Mich. (Feb. 26, 2019)	1.000, four times, last: Braden Norris, at Oakland (Nov. 25, 2018)
Free Throws	14, Travon Baker, Ohio (Jan. 6, 2016)	14, Dikembe Dixson, UIC (Nov. 26, 2016)
	14, Levi Bradley, Kent State (Jan. 2, 2018)	
Free Throw Attempts	18, Marin Maric, at Eastern Michigan (March 6, 2017)	20, Dikembe Dixson, UIC (Nov. 26, 2016)
Free Throw Percentage (Min. 7 Made)	1.000, seven times, last: Dante Thorpe, at WMU (Feb. 12, 2019)	1.000, 20 times, last: Paul Jackson, Eastern Michigan (March 2, 2019)
Rebounds	19, Lacey James, at Central Michigan (March 5, 2019)	17, Steve Taylor Jr., at Toledo (Jan. 28, 2017)
		17, James Thompson, IV, Eastern Michigan (March 2, 2019)
Assists	10, Laytwan Porter, Eureka (Nov. 21, 2015)	13, Tayler Persons, Ball State (Feb. 14, 2017)
Turnovers	7, three times, last: Darrell Bowie, at Kent State (Jan. 29, 2014)	8, Rian Pearson, at Toledo (Jan. 18, 2012)
		8, Chris Fowler, at Central Michigan (Feb. 18, 2015)
Blocked Shots	6, Marin Maric, Western Michigan (Feb. 27, 2016)	8, Javon McCrea, at Buffalo (Jan. 8, 2014)
Steals	8, Aaron Armstead, Hampton (Dec. 29, 2014)	6, Thomas Wilder, Western Michigan (Feb. 27, 2016)
		6, Darrian Ringo, at Miami (Jan. 8, 2019)

THE LAST TIME...

IN THE FINAL SECONDS

NIU won in the final seconds: Jan. 22, 2019, Buffalo: Noah McCarty layup, 0.6 seconds
NIU lost in the final seconds: Feb. 5, 2019, Ball State: Tayler Persons free throw, 1.9 seconds

NIU played in overtime: Jan. 5, 2019, at Ohio: NIU won 72-66

NIU played in double overtime: Nov. 9, 2018, Northern Kentucky: NIU lost 88-85

NIU won an overtime game: Jan. 5, 2019, at Ohio: NIU won 72-66

NIU lost an overtime game: Nov. 9, 2018, Northern Kentucky (2ot): NIU lost 88-85

TEAM SCORING

NIU scored 80 or more points: Nov. 20, 2019, at Western Illinois: NIU won 86-81

NIU scored 90 or more points: Nov. 16, 2019, Rockford: NIU won 96-48

NIU scored 100 or more points: Dec. 22, 2018, Chicago State: NIU won 100-59

NIU scored fewer than 50 points: Feb. 9, 2019, at Eastern Michigan: NIU lost 57-49

An opponent scored 100 point or more points: Dec. 8, 2007, at Notre Dame: Notre Dame won 108-62

An opponent scored fewer than 50 points: Nov. 18, 2019, Longwood: NIU won 65-48

INDIVIDUAL SCORING

A player had 20 or more points: Nov. 23, 2019, at SIU Edwardsville: Eugene German (23)

A player had 30 or more points: March 15, 2019, vs. Bowling Green: Eugene German (31)

A player had 40 or more points: Dec. 14, 2010, Illinois-Chicago: Xavier Silas (40)

A player had 50 or more points: Feb. 15, 1958, at Eastern Michigan: Larry Wilke (52)

An opponent had 20 or more points: Nov. 16, 2019, Rockford: Brandon Emerick (28)

An opponent had 30 or more points: Feb. 16, 2019, Bowling Green: Justin Turner (34)

MULTIPLE DOUBLE-DIGIT SCORING

NIU had three double-digit scorers: Nov. 23, 2019, at SIU Edwardsville: Eugene German (23), Darius Beane (12), Lacey James (10)

NIU had four double-digit scorers: Nov. 18, 2019, Longwood: Darius Beane (14), Eugene German (12), Lacey James (11), Noah McCarty (10)

NIU had five double-digit scorers: Nov. 6, 2018, Rockford: Lacey James (17), Jaylen Key (15), Noah McCarty (14), Levi Bradley (11), Anastasios Demogerontas (10)

NIU had six double-digit scorers: Dec. 14, 2016, Olivet Nazarene: Marin Maric (22), Aaric Armstead (16), Levi Bradley (12), Justin Thomas (11), Eugene German (10), Dontel Highsmith (10)

NIU had two players with 20 or more points: Jan. 22, 2019, Buffalo: Dante Thorpe (23), Eugene German (20)

REBOUNDING

A player had 10 or more rebounds: Nov. 18, 2019, Longwood: Lacey James (10), Noah McCarty (10)

A player had 15 or more rebounds: March 5, 2019, at Central Michigan: Lacey James (19)

A player had 20 or more rebounds: Nov. 27, 2002, Loyola-Chicago: Marcus Smallwood (21)

NIU had two players with 10 or more rebounds: Nov. 18, 2019, Longwood: Lacey James (10), Noah McCarty (10)

NIU had three players with 10 or more rebounds: Feb. 20, 2014, Eastern Michigan: Jordan Threlhoff (18), Darrell Bowie (12), Aaric Armstead (10)

NIU had more than 30 rebounds: Nov. 23, 2019, at SIU Edwardsville (37)

NIU had more than 40 rebounds: Nov. 18, 2019, Longwood (47)

NIU had more than 50 rebounds: Nov. 16, 2019, Rockford (51)

NIU had fewer than 25 rebounds: Feb. 13, 2018, Central Michigan (24)

DOUBLE-DOUBLES

A player had a double-double (points-rebounds): Nov. 18, 2019, Longwood: Lacey James (11 points, 10 rebounds), Noah McCarty (10 points, 10 rebounds)

A player had a double-double (points-assists): Jan. 13, 2010, Western Michigan: Mike DiNunno (21 points, 10 assists)

A player had a triple-double: Nov. 30, 1991, Aurora: Mike Hidden (18 points, 13 rebounds, 10 assists)

An opponent had a triple-double: March 5, 2019, at Central Michigan: Larry Austin Jr. (19 points, 12 rebounds)

A player had consecutive double-doubles: Levi Bradley (two straight): Nov. 6, 2018, Rockford (11 points, 10 rebounds), Nov. 9, 2018, Northern Kentucky (25 points, 12 rebounds)

NIU had two players with double-doubles: Nov. 18, 2019, Longwood: Lacey James (11 points, 10 rebounds), Noah McCarty (10 points, 10 rebounds)

ASSISTS

A player had five or more assists: Nov. 20, 2019, at Western Illinois: Eugene German (6)

A player had 10 or more assists: Nov. 21, 2015, Eureka: Laytwan Porter (10)

NIU had two players with five or more assists: Nov. 25, 2018, at Oakland: Dante Thorpe (7), Levi Bradley (5)

NIU had more than 10 assists: Nov. 23, 2019, at SIU Edwardsville (14)

NIU had more than 20 assists: Nov. 25, 2018, at Oakland (23)

NIU had more than 30 assists: Nov. 21, 2015, Eureka (32)

NIU had less than 10 assists: Nov. 12, 2019, at Iowa State (3)

BLOCKS

A player had five or more blocks: March 2, 2019, Eastern Michigan: Noah McCarty (5)

A player had 10 or more blocks: yet to happen

NIU had more than five blocks: March 2, 2019, Eastern Michigan (7)

NIU had 10 or more blocks: Feb. 4, 2014, Miami (Ohio) (10)

NIU had less than five blocks: Nov. 23, 2019, at SIU Edwardsville (4)

STEALS

A player had five or more steals: Feb. 12, 2019, at Western Michigan: Dante Thorpe (5)

A player had 10 or more steals: yet to happen

NIU had more than five steals: Nov. 23, 2019, at SIU Edwardsville (7)

NIU had more than 10 steals: Nov. 26, 2017, Rockford (15)

NIU had more than 15 steals: March 10, 2014, Bowling Green (17)

NIU had fewer than five steals: Nov. 20, 2019, at Western Illinois (4)

FIELD GOALS

NIU had more than 20 field goals made: Nov. 23, 2019, at SIU Edwardsville (21)

NIU had more than 30 field goals made: Nov. 20, 2019, at Western Illinois (32)

NIU had more than 40 field goals made: Nov. 24, 2013, Saint Joseph's (Ind.) (41)

NIU had fewer than 20 field goals made: Nov. 12, 2019, at Iowa State (18)

FIELD GOAL ATTEMPTS

NIU had more than 50 field goal attempts: Nov. 23, 2019, at SIU Edwardsville (54)

NIU had more than 60 field goal attempts: Nov. 20, 2019, at Western Illinois (64)

NIU had more than 70 field goal attempts: Dec. 29, 2018, at Michigan State (75)

NIU had more than 80 field goal attempts: Nov. 19, 2016, at Cal State Northridge (82)

NIU had fewer than 40 field goal attempts: Feb. 21, 2015, Eastern Michigan (39)

FIELD GOAL PERCENTAGE

NIU shot over 50 percent from the field: Nov. 20, 2019, at Western Illinois, 50 percent (32-of-64)

NIU shot over 60 percent from the field: Dec. 17, 2018, Western Illinois, 60.7 percent (34-of-56)

NIU shot less than 40 percent from the field: Nov. 23, 2019, at SIU Edwardsville, 38.9 percent (21-of-54)

NIU shot over 70 percent from the field in a half: Jan. 23, 2018, Bowling Green -- second half, 75.9 percent (22-of-29)

3-POINT FIELD GOALS

A player had five or more three-point field goals: March 14, 2019, vs. Toledo: Eugene German (5)

NIU had more than 5 three-point field goals: Nov. 23, 2019, at SIU Edwardsville (10)

NIU had more than 10 three-point field goals: Nov. 20, 2019, at Western Illinois (12)

NIU had more than 15 three-point field goals: yet to happen

NIU had fewer than 5 three-point field goals: March 8, 2019, at Ball State (4)

NIU did not make a three-point field goal: March 2, 2011, Eastern Michigan (0)

3-POINT FIELD GOAL ATTEMPTS

NIU had more than 20 3-point field goal attempts: Nov. 23, 2019, at SIU Edwardsville (24)

NIU had more than 30 3-point field goal attempts: Jan. 26, 2013, at Eastern Michigan (33)

NIU had fewer than 10 3-point field goal attempts: March 6, 2017, at Eastern Michigan (9)

3-POINT PERCENTAGE

NIU shot over 40 percent on 3-pointers: Nov. 23, 2019, at SIU Edwardsville, 41.7 percent (10-of-24)

NIU shot over 50 percent on 3-pointers: March 14, 2019, vs. Toledo, 58.8 percent (10-of-17)

NIU shot over 60 percent on 3-pointers: Nov. 25, 2018, at Oakland, 61.1 percent (11-of-18)

NIU shot less than 30 percent on 3-pointers: Nov. 12, 2019, at Iowa State, 29.2 percent (7-of-24)

FREE THROWS

NIU had more than 20 free throws made: Nov. 15, 2019, Coppin State (26)

NIU had more than 30 free throws made: Dec. 14, 2010, UIC (39)

NIU had less than 10 free throws made: Nov. 12, 2019, at Iowa State (9)

FREE THROW ATTEMPTS

NIU had more than 20 free throw attempts: Nov. 16, 2019, Rockford (30)

NIU had more than 30 free throw attempts: November 15, 2019, Coppin State (34)

NIU had more than 40 free throw attempts: March 6, 2015, at Ball State (42)

NIU had fewer than 10 free throw attempts: Nov. 9, 2019, Northern Iowa (7)

FREE THROW PERCENTAGE

NIU shot over 70 percent on free throws: Nov. 23, 2019, at SIU Edwardsville, 84.2 percent (16-of-19)

NIU shot over 80 percent on free throws: Nov. 23, 2019, at SIU Edwardsville, 84.2 percent (16-of-19)

NIU shot over 90 percent on free throws: March 8, 2019, at Ball State, 100 percent (10-of-10)

NIU shot less than 50 percent on free throws: Dec. 20, 2018, at Northern Kentucky, 44.4 percent (4-of-9)

FOULS

NIU had more than 10 fouls: Nov. 23, 2019, at SIU Edwardsville (12)

NIU had more than 20 fouls: March 15, 2019, vs. Bowling Green (25)

NIU had more than 30 fouls: Jan. 7, 2017, Central Michigan (31)

NIU had fewer than 10 fouls: Nov. 26, 2017, Rockford (7)

TURNOVERS

NIU had more than 10 turnovers: Nov. 23, 2019, at SIU Edwardsville (17)

NIU had more than 20 turnovers: Jan. 17, 2017, Miami (22)

NIU had fewer than 10 turnovers: Nov. 20, 2019, at Western Illinois (8)

NIU had fewer than 5 turnovers: Feb. 18, 2017, Toledo (2)

IN THE RANKINGS

NIU was ranked: Jan. 25, 1972 poll: NIU No. 19

NIU defeated a ranked opponent: Jan. 22, 2019, No. 14 Buffalo: NIU won 77-75

NIU lost to a ranked opponent: Dec. 29, 2018, at No. 8 Michigan State: Michigan State won 88-60

NIU defeated a ranked opponent at home: Jan. 22, 2019, No. 14 Buffalo: NIU won 77-75

NIU defeated a ranked opponent on the road: yet to happen

NIU faced a No. 1 ranked team: Dec. 8, 1980, at No. 1 DePaul: DePaul won 93-56

NIU defeated a No. 1 ranked team: yet to happen



Mark MONTGOMERY

Head Coach Ninth Season

The only head coach in Northern Illinois University men's basketball history to lead the Huskies to both a postseason appearance and a victory over a ranked opponent, Mark Montgomery enters his ninth season as head coach at NIU in the 2019-20 season.

Montgomery enters his ninth year at the helm of the Huskies with 105 victories, fourth-most in school history behind only John McDougal (136), Chick Evans (125) and Brian Hammel (117). In 26 seasons in college basketball as a player and a coach, Montgomery has been a part of 15 postseason teams.

During his tenure in DeKalb, NIU has posted two of its six-highest win totals in program history, earning 21 victories in 2015-16 (tied for second-best) and 17 wins in 2018-19 (tied for sixth-best) while also having a pair of NABC All-District selections, five All-MAC honorees and four MAC All-Freshman Team recipients.

This past season, playing in the highly competitive Mid-American Conference that finished ninth in both NET and RPI rankings, the Huskies advanced to the conference tournament semifinals for the first time since 2003, continuing a trend of success in the league's postseason tournament under Montgomery. With five all-time wins in the MAC Tournament, Montgomery trails only McDougal (7) for the most MAC Tournament victories in school history.

As the No. 7 seed in the conference tournament, the Huskies dispatched of 10th-seeded Ohio in the league opener, 80-61, to advance to Quicken Loans Arena in Cleveland. NIU then surprised second seeded Toledo, 80-76, in the quarterfinals before bowing out to third-seeded Bowling Green in the semifinals.

Eugene German was named to the MAC All-Tournament Team, becoming the first Huskie to receive that honor since 2003, and also earned Second Team All-MAC and Second Team NABC All-District recognition.

The 2018-19 season was also highlighted by a January 22 victory over 14th-ranked Buffalo, just the third win in program history over a ranked foe and the first since 1973. Two Huskies, German and Levi Bradley, passed the 1,000-career point plateau and Montgomery earned his 100th career victory on January 29 with a home win over Ohio.

During the four year stretch that concluded in 2018-19, starting with the 2015-16 campaign, NIU won 66 games, the second-most in program history during a four-year time period behind only the 68 victories from 1989-90 through 1992-93.

The beginning of this most recent four-year stretch, 2015-16, saw Montgomery guide NIU to 21 victories, tied for the second-most in school history, while taking the Huskies to the postseason for just the fourth time in school history, and the first time in 20 years, as NIU accepted an invitation to the Vegas 16. Montgomery earned national coaching honors when he received the midseason Hugh Durham Award as the nation's top mid-major head coach.

Three Huskies earned conference postseason honors, including sophomore Marin Maric who was named to the All-MAC Third Team; Aaric Armstead was named to the MAC All-Defensive Team and Marshawn Wilson was recognized on the MAC All-Freshman Team. It marked the first time since the 2002-03 season that NIU has three all-league honorees.

The last four years have produced four of the five highest scoring seasons in program history as the Huskies have eclipsed the 2,300-point mark in all four. In 2016-17, Maric was again named to the All-MAC Third Team while German became the fourth MAC All-Freshman Team honoree of Montgomery's tenure. The following season, 2017-18, German led the MAC in scoring while earning Second Team All-MAC and First Team NABC All-District honors.

The recent success of Huskie basketball is the result building blocks set in place during Montgomery's first four seasons at the helm in DeKalb.

During his first season at NIU in 2011-12, Montgomery guided one of the youngest teams in the nation to the program's first MAC Tournament victory since 2003, defeating MAC West Champion Eastern Michigan in the opening round of the conference tournament to advance to Cleveland. The Huskies laid the foundation for Montgomery's style of play, leading the MAC in offensive rebounds while ranking second in rebounding defense and third in rebounding margin as Abdel Nader became the first Huskie since 2009 to be named to the MAC All-Freshman Team.

Montgomery's second season at NIU saw the Huskies continue to build the foundation of the program with the fourth-least experi-

enced team in the country. The Huskies achieved a number of milestone victories in 2012-13, including the program's first win at Miami (Ohio) since 1981, its first win at Central Michigan since 2006 and its first victory over Kent State since 2003.

During the 2013-14 season, his third at NIU, Montgomery engineered the largest single-season win improvement in school history, and the 10th-largest nationally for the season, as the Huskies recorded a 10-win improvement, going 15-17, NIU's most victories since the 2005-06 season. Montgomery finished second in the voting for MAC Coach of the Year.

NIU earned the No. 7 seed in the MAC Tournament and the right to host a first round tournament game for the first time since 2003, while advancing to Cleveland for the second time in three seasons. Jordan Threlloff earned All-MAC honorable mention recognition and Aaric Armstead was named to the MAC All-Freshman Team.

The 2014-15 Huskies opened the season with six-straight home wins, tying a then school-record with 11 consecutive home victories dating back to 2013-14. NIU posted its first winning non-conference record since 2005-06 and Montgomery's charges also finished the season strong, winning each of their last four regular season games, including a win at Toledo, NIU's first win over Western Michigan since 2010 and a victory over MAC regular season champion Central Michigan.

Prior to his arrival at NIU, Montgomery was named one of the top five high-major assistant coaches in the country by FoxSports.com in 2010, while Rivals.com put him on its list of "10 Assistant Coaches Ready to Move Up." In addition, FoxSports.com national college basketball writer Jeff Goodman named Montgomery the top assistant coach in the Big Ten Conference based on a poll of league coaches.

During his 10 seasons on Hall of Famer Tom Izzo's staff at Michigan State from 2001-12, the Spartans made 10 straight trips to the NCAA Tournament and three Final Four appearances. He helped coach 26 All-Big Ten players at Michigan State and six players that went on to be selected in the National Basketball Association Draft, while on the bench for 235 MSU wins - an average of 23.5 victories per season.

Montgomery began his coaching career as an assistant coach at Central Michigan where he became a member of Jay Smith's first coaching staff in 1997-98. Following a 6-23 season in 1999-2000, the Chippewas made a worst-to-first turnaround the following season as they finished the 2000-01 campaign with a 20-8 record, winning the MAC with a conference mark of 14-4.

An outstanding player during his collegiate career, Montgomery was a four-year letterwinner for Jud Heathcote at Michigan State from 1988-92. A 1992 All-Big Ten Third Team selection, Montgomery ended his career as the then-career leader in games played at MSU (126). A four-year starter for the Spartans, he was part of the 1990 Big Ten Championship team, three NCAA Tournament teams and an NIT Final Four. Montgomery ranks fourth on the career assists chart (561) after leading the team in assists as a junior (169) and senior (190). He also ranks fourth on the MSU career steals list (168).

Montgomery averaged 5.3 points and 4.5 assists in his four years as a Spartan. In 1991-92, he averaged 7.0 points and 6.3 assists as a senior co-captain, leading his team to a 22-8 mark and the second round of the NCAA Tournament. Montgomery was also a two-time Academic All-Big Ten honoree during his playing days as a Spartan.


Following his collegiate career, Montgomery played four years of professional basketball in Europe. He averaged more than 25 points a game during his time playing in Germany, Lithuania and Sweden.

Montgomery received his bachelor's degree in food industry management from Michigan State. He and his wife, Alexandra, have two sons, Nicholas and Mason.

Mark Montgomery's Year-by-Year Coaching History

Year	School	Overall	Conference	Postseason	Position
1997-98	Central Michigan	5-21	3-15	None	Assistant Coach
1998-99	Central Michigan	10-16	7-11	None	Assistant Coach
1999-00	Central Michigan	6-23	2-16	None	Assistant Coach
2000-01	Central Michigan	20-8	14-4	None	Assistant Coach
Central Michigan Totals		41-68	26-46		
2001-02	Michigan State	19-12	10-6	NCAA First Round	Assistant Coach
2002-03	Michigan State	22-13	10-6	NCAA Elite Eight	Assistant Coach
2003-04	Michigan State	18-12	12-4	NCAA First Round	Assistant Coach
2004-05	Michigan State	26-7	13-3	NCAA Final Four	Assistant Coach
2005-06	Michigan State	22-12	8-8	NCAA First Round	Assistant Coach
2006-07	Michigan State	23-12	8-8	NCAA Second Round	Assistant Coach
2007-08	Michigan State	27-9	12-6	NCAA Sweet 16	Associate Head Coach
2008-09	Michigan State	31-7	15-3	NCAA Championship Game	Associate Head Coach
2009-10	Michigan State	28-9	14-4	NCAA Final Four	Associate Head Coach
2010-11	Michigan State	19-15	9-9	NCAA First Round	Associate Head Coach
Michigan State Totals		235-108	111-57		
2011-12	NIU	5-26	3-13	None	Head Coach
2012-13	NIU	5-25	3-13	None	Head Coach
2013-14	NIU	15-17	8-10	None	Head Coach
2014-15	NIU	14-16	8-10	None	Head Coach
2015-16	NIU	21-13	9-9	Vegas 16 Quarterfinals	Head Coach
2016-17	NIU	15-17	7-11	None	Head Coach
2017-18	NIU	13-18	6-12		Head Coach
2018-19	NIU	17-17	8-10	None	Head Coach
2019-20	NIU	5-2			
NIU/Head Coaching Totals		110-152	52-88		
Career Coaching Totals		386-328	189-191		

10 NCAA Tournament Appearances, 3 Final Fours
2 Big Ten, 1 MAC Regular Season Championships



Chris JOHNSON

6-7 | 215 | Junior | Forward
Chicago, Ill. | South Suburban College

THE JOHNSON FILE

- Had his first career game scoring in double figures against Rockford (Nov. 16), scoring 10 points in 17 minutes.
- Has grabbed 47.9 percent of his rebounds on the offensive end (11 offensive, 12 defensive).
- Comes to NIU from South Suburban College in South Holland, Ill. Averaged 9.7 points and 14.5 rebounds per game last season at South Suburban, leading NJCAA Division II in rebounds per game.
- Helped South Suburban to a 28-4 record while earning Region IV District 3 All-Region First Team recognition.
- Spent the 2017-18 season at Kent State, where he redshirted.
- Began his collegiate career at Malone University, averaging 2.9 points and 3.0 rebounds as a freshman in 2016-17.
- Majoring in advocacy/public communications.

2019-20 SEASON HIGHS

Points	10	Rockford (11/16/19)
Field Goals	3	Rockford (11/16/19)
Field Goal Attempts	4	Rockford (11/16/19)
3-Point Field Goals		
3-Point Field Goal Attempts		
Free Throws	4	Rockford (11/16/19)
Free Throw Attempts	10	Rockford (11/16/19)
Rebounds	5	twice, last: Rockford (11/16/19)
Offensive Rebounds	3	three times, last: Rockford (11/16/19)
Defensive Rebounds	3	Longwood (11/18/19)
Assists	1	twice, last: Longwood (11/18/19)
Turnovers	1	twice, last: Longwood (11/18/19)
Blocks	1	at Western Illinois (11/29/19)
Steals	1	twice, last: Longwood (11/18/19)
Minutes	19	at Iowa State (11/12/19)

CAREER HIGHS


Points	10	Rockford (11/16/19)
Field Goals	3	Rockford (11/16/19)
Field Goal Attempts	4	Rockford (11/16/19)
3-Point Field Goals		
3-Point Field Goal Attempts		
Free Throws	4	Rockford (11/16/19)
Free Throw Attempts	10	Rockford (11/16/19)
Rebounds	5	twice, last: Rockford (11/16/19)
Offensive Rebounds	3	three times, last: Rockford (11/16/19)
Defensive Rebounds	3	Longwood (11/18/19)
Assists	1	twice, last: Longwood (11/18/19)
Turnovers	1	twice, last: Longwood (11/18/19)
Blocks	1	at Western Illinois (11/29/19)
Steals	1	twice, last: Longwood (11/18/19)
Minutes	19	at Iowa State (11/12/19)

2019-20 SEASON GAME-BY-GAME

Opponent	Date	GS	Min	FG	FGA	Pct	3FG	3FGA	Pct	FT	FTA	Pct	O	D	Tot	Avg	PF	FO	A	TO	Blk	Stl	Pts	Avg
NORTHERN IOWA	NOV. 9		10	0	1	.000	0	0	.000	0	0	.000	3	1	4	4.0	0	0	1	0	0	0	0	0.0
at Iowa State	Nov. 12		19	0	0	.000	0	0	.000	1	2	.500	3	2	5	4.5	3	0	0	1	0	1	1	0.5
COPPIN STATE	NOV. 15		9	0	1	.000	0	0	.000	2	4	.500	2	1	3	4.0	1	0	0	0	0	0	2	1.0
ROCKFORD	NOV. 16		17	3	4	.750	0	0	.000	4	10	.400	3	2	5	4.3	1	0	0	0	0	0	10	3.3
LONGWOOD	NOV. 18		9	0	2	.000	0	0	.000	0	0	.000	0	3	3	4.0	2	0	1	1	0	1	0	2.6
at Western Illinois	Nov. 20		9	0	1	.000	0	0	.000	0	0	.000	0	2	2	3.7	0	0	0	0	1	0	0	2.2
at SIU Edwardsville	Nov. 23		4	0	1	.000	0	0	.000	0	0	.000	0	1	1	3.3	0	0	0	0	0	0	0	1.9
OAKLAND	NOV. 25																							
at Saint Mary's	Dec. 5																							
at UC Davis	Dec. 7																							
at Pittsburgh	Dec. 16																							
at Chicago State	Dec. 19																							
GREEN BAY	DEC. 21																							
at Buffalo*	Jan. 4																							
at Central Michigan*	Jan. 7																							
EASTERN MICH.*	JAN. 11																							
AKRON*	JAN. 14																							
at Bowling Green*	Jan. 18																							
at Kent State*	Jan. 21																							
WESTERN MICH.*	JAN. 25																							
OHIO*	JAN. 28																							
MIAMI*	FEB. 1																							
at Toledo*	Feb. 4																							
KENT STATE*	FEB. 8																							
at Ball State*	Feb. 11																							
at Miami*	Feb. 15																							
CENTRAL MICH.*	FEB. 22																							
at Eastern Michigan*	Feb. 25																							
at Western Michigan*	Feb. 29																							
TOLEDO*	MARCH 3																							
BALL STATE*	MARCH 6																							
Totals		0	77	3	10	.300	0	0	.000	7	16	.438	11	12	23	3.3	7	0	2	2	1	2	13	1.9

CAREER STATISTICS

Year	G	S	Min	Avg	FG	FGA	FG%	3FG	3FGA	3FG%	FT	FTA	FT%	Off	Def	Reb	Avg	Foul	DQ	Ast	Avg	TO	Avg	Blk	Avg	Stl	Avg	Pts	Avg
2019-20	7	0	77	11.0	3	10	.300	0	0	.000	7	16	.438	11	12	23	3.3	7	0	2	0.3	2	0.3	1	0.1	2	0.3	13	1.9
Career	7	0	77	11.0	3	10	.300	0	0	.000	7	16	.438	11	12	23	3.3	7	0	2	0.3	2	0.3	1	0.1	2	0.3	13	1.9



Trendon HANKERSON

6-2 | 185 | Sophomore | Guard
Novi, Mich. | Novi

THE HANKERSON FILE

- Scored a new career-high 13 points at Western Illinois (Nov. 20). Has tied or set his career high in scoring three times this season.
- Appeared in 21 games as a freshman, making two starts. Had his redshirt pulled in the conference opener at Ohio (Jan. 5), scoring nine points in his collegiate debut.
- Had the assist on the game-winning basket by Noah McCarty with 0.6 seconds left in NIU's victory over No. 14 Buffalo last season (Jan. 22, 2019).
- Averaged 13.9 points per game in his senior season at Novi High School in 2017-18.
- Earned 2018 Michigan AP and Detroit News Class A All-State Honorable Mention recognition.
- Brother, Kameron, is a senior on the Green Bay men's basketball team.
- Major is undecided.

2019-20 SEASON HIGHS

Points	13	at Western Illinois (11/20/19)
Field Goals	5	at Western Illinois (11/20/19)
Field Goal Attempts	9	at Western Illinois (11/20/19)
3-Point Field Goals	3	at Western Illinois (11/20/19)
3-Point Field Goal Attempts	5	at Western Illinois (11/20/19)
Free Throws	4	at SIU Edwardsville (11/23/19)
Free Throw Attempts	4	at SIU Edwardsville (11/23/19)
Rebounds	5	three times, last: Coppin State (11/15/19)
Offensive Rebounds	2	at Iowa State (11/12/19)
Defensive Rebounds	5	Coppin State (11/15/19)
Assists	3	Rockford (11/16/19)
Turnovers	4	twice, last: at SIU Edwardsville (11/23/19)
Blocks	1	twice, last: Rockford (11/16/19)
Steals	2	at SIU Edwardsville (11/23/19)
Minutes	34	Northern Iowa (11/9/19)

CAREER HIGHS


Points	13	at Western Illinois (11/20/19)
Field Goals	5	at Western Illinois (11/20/19)
Field Goal Attempts	9	at Western Illinois (11/20/19)
3-Point Field Goals	3	twice, last: at Western Illinois (11/20/19)
3-Point Field Goal Attempts	5	at Western Illinois (11/20/19)
Free Throws	4	at SIU Edwardsville (11/23/19)
Free Throw Attempts	4	twice, last: at SIU Edwardsville (11/23/19)
Rebounds	5	four times, last: Coppin State (11/15/19)
Offensive Rebounds	2	twice, last: at Iowa State (11/12/19)
Defensive Rebounds	5	twice, last: Coppin State (11/15/19)
Assists	3	four times, last: Rockford (11/16/19)
Turnovers	4	twice, last: at SIU Edwardsville (11/23/19)
Blocks	2	three times, last: at Central Michigan (3/5/19)
Steals	3	twice, last: Central Michigan (1/15/19)
Minutes	37	at Eastern Michigan (2/9/19)

2019-20 SEASON GAME-BY-GAME

Opponent	Date	GS	Min	FG	FGA	Pct	3FG	3FGA	Pct	FT	FTA	Pct	O	D	Tot	Avg	PF	FO	A	TO	Blk	Stl	Pts	Avg	
NORTHERN IOWA	NOV. 9	*	34	4	8	.500	1	2	.500	0	0	.000	1	4	5	5.0	1	0	1	1	0	1	9	9.0	
at Iowa State	Nov. 12	*	26	2	5	.400	2	2	1.000	0	0	.000	2	3	5	5.0	3	0	1	3	1	0	6	7.5	
COPPIN STATE	NOV. 15	*	33	3	6	.500	1	3	.333	0	0	.000	0	5	5	5.0	2	0	2	4	0	1	7	7.3	
ROCKFORD	NOV. 16	*	19	4	4	1.000	2	2	1.000	1	1	1.000	0	3	3	4.5	2	0	3	2	1	1	11	8.3	
LONGWOOD	NOV. 18	*	31	2	5	.400	2	4	.500	2	2	1.000	1	0	1	3.8	2	0	0	1	0	0	8	8.2	
at Western Illinois	Nov. 20	*	33	5	9	.556	3	5	.600	0	0	.000	0	2	2	3.5	1	0	2	0	0	0	13	9.0	
at SIU Edwardsville	Nov. 23	*	28	0	0	.000	0	0	.000	4	4	1.000	0	1	1	3.1	3	0	2	4	0	2	4	8.3	
OAKLAND	NOV. 25																								
at Saint Mary's	Dec. 5																								
at UC Davis	Dec. 7																								
at Pittsburgh	Dec. 16																								
at Chicago State	Dec. 19																								
GREEN BAY	DEC. 21																								
at Buffalo*	Jan. 4																								
at Central Michigan*	Jan. 7																								
EASTERN MICH.*	JAN. 11																								
AKRON*	JAN. 14																								
at Bowling Green*	Jan. 18																								
at Kent State*	Jan. 21																								
WESTERN MICH.*	JAN. 25																								
OHIO*	JAN. 28																								
MIAMI*	FEB. 1																								
at Toledo*	Feb. 4																								
KENT STATE*	FEB. 8																								
at Ball State*	Feb. 11																								
at Miami*	Feb. 15																								
CENTRAL MICH.*	FEB. 22																								
at Eastern Michigan*	Feb. 25																								
at Western Michigan*	Feb. 29																								
TOLEDO*	MARCH 3																								
BALL STATE*	MARCH 6																								
Totals			7	204	20	37	.541	11	18	.611	7	7	1.000	4	18	22	3.1	14	0	11	15	2	5	58	8.3

CAREER STATISTICS

Year	G	S	Min	Avg	FG	FGA	FG%	3FG	3FGA	3FG%	FT	FTA	FT%	Off	Def	Reb	Avg	Foul	DQ	Ast	Avg	TO	Avg	Blk	Avg	Stl	Avg	Pts	Avg
2018-19	21	2	391	18.6	17	54	.315	8	32	.250	3	4	.750	5	42	47	2.2	55	2	19	0.9	22	1.0	9	0.4	12	0.6	45	2.1
2019-20	7	7	204	29.1	20	37	.541	11	18	.611	7	7	1.000	4	18	22	3.1	14	0	11	1.6	15	2.1	2	0.3	5	0.7	58	8.3
Career	28	9	595	21.3	37	91	.407	19	50	.380	10	11	.909	9	60	69	2.5	69	2	30	1.1	37	1.3	11	0.4	17	0.6	103	3.7



Gairges DAOW

6-4 | 190 | Junior | Guard
Melbourne, Australia | Victory Rock

THE DAOW FILE

- Made his first start of the season against Coppin State (Nov. 15), scoring six points with five rebounds.
- Spent his first summer in DeKalb with the Huskies. Did not spend summer of 2018 at NIU due to student visa issues.
- Appeared in 33 games off the bench as a sophomore last season.
- Has scored in double figures five times in his NIU career.
- Born in South Sudan, moved to Australia at age six where he lived until attending school at Victory Rock Prep.
- Majoring in general studies.

2019-20 SEASON HIGHS		
Points	6	twice, last: Rockford (11/16/19)
Field Goals	3	Rockford (11/16/19)
Field Goal Attempts	5	twice, last: at Western Illinois (11/20/19)
3-Point Field Goals		
3-Point Field Goal Attempts	1	four times, last: at SIU Edwardsville (11/23/19)
Free Throws	2	Coppin State (11/15/19)
Free Throw Attempts	2	twice, last: Coppin State (11/15/19)
Rebounds	7	at Iowa State (11/12/19)
Offensive Rebounds	2	twice, last: Longwood (11/18/19)
Defensive Rebounds	5	twice, last: Coppin State (11/15/19)
Assists	4	Rockford (11/16/19)
Turnovers	4	at Iowa State (11/12/19)
Blocks		
Steals		
Minutes	24	Rockford (11/16/19)


CAREER HIGHS		
Points	14	at Akron (1/20/18)
Field Goals	5	twice, last: at Akron (1/20/18)
Field Goal Attempts	8	twice, last: at Akron (1/20/18)
3-Point Field Goals	2	five times, last: at Kent State (3/5/18)
3-Point Field Goal Attempts	4	three times, last: at Akron (1/20/18)
Free Throws	3	at Eastern Michigan (2/24/18)
Free Throw Attempts	4	twice, last: at Eastern Michigan (2/24/18)
Rebounds	10	Akron (1/12/19)
Offensive Rebounds	5	at Marquette (12/18/17)
Defensive Rebounds	8	Akron (1/12/19)
Assists	4	twice, last: Rockford (11/16/19)
Turnovers	4	at Iowa State (11/12/19)
Blocks	2	UC Davis (12/5/18)
Steals	2	six times, last: Illinois Tech (11/17/18)
Minutes	31	twice, last: at Toledo (2/6/18)

2019-20 SEASON GAME-BY-GAME

Opponent	Date	GS	Min	FG	FGA	Pct	3FG	3FGA	Pct	FT	FTA	Pct	O	D	Tot	Avg	PF	FO	A	TO	Blk	Stl	Pts	Avg
NORTHERN IOWA	NOV. 9		Did not play																					
at Iowa State	Nov. 12		21	1	1	1.000	0	0	.000	0	2	.000	2	5	7	7.0	1	0	0	4	0	0	2	2.0
COPPIN STATE	NOV. 15	*	15	2	4	.500	0	1	.000	2	2	1.000	0	5	5	6.0	1	0	0	2	0	0	6	4.0
ROCKFORD	NOV. 16	*	24	3	5	.600	0	0	.000	0	0	.000	0	2	2	4.7	2	0	4	2	0	0	6	4.7
LONGWOOD	NOV. 18	*	12	0	1	.000	0	1	.000	0	0	.000	2	3	5	4.8	1	0	0	2	0	0	0	3.5
at Western Illinois	Nov. 20	*	16	2	5	.400	0	1	.000	0	0	.000	1	0	1	4.0	2	0	1	0	0	0	4	3.6
at SIU Edwardsville	Nov. 23	*	8	0	1	.000	0	1	.000	0	0	.000	0	1	1	3.5	0	0	0	0	0	0	0	3.0
OAKLAND	NOV. 25																							
at Saint Mary's	Dec. 5																							
at UC Davis	Dec. 7																							
at Pittsburgh	Dec. 16																							
at Chicago State	Dec. 19																							
GREEN BAY	DEC. 21																							
at Buffalo*	Jan. 4																							
at Central Michigan*	Jan. 7																							
EASTERN MICH.*	JAN. 11																							
AKRON*	JAN. 14																							
at Bowling Green*	Jan. 18																							
at Kent State*	Jan. 21																							
WESTERN MICH.*	JAN. 25																							
OHIO*	JAN. 28																							
MIAMI*	FEB. 1																							
at Toledo*	Feb. 4																							
KENT STATE*	FEB. 8																							
at Ball State*	Feb. 11																							
at Miami*	Feb. 15																							
CENTRAL MICH.*	FEB. 22																							
at Eastern Michigan*	Feb. 25																							
at Western Michigan*	Feb. 29																							
TOLEDO*	MARCH 3																							
BALL STATE*	MARCH 6																							
Totals		5	96	8	17	.471	0	4	.000	2	4	.500	5	16	21	3.5	7	0	5	10	0	0	18	3.0

CAREER STATISTICS

Year	G	S	Min	Avg	FG	FGA	FG%	3FG	3FGA	3FG%	FT	FTA	FT%	Off	Def	Reb	Avg	Foul	DQ	Ast	Avg	TO	Avg	Blk	Avg	Stl	Avg	Pts	Avg
2017-18	32	22	700	21.9	48	121	.397	16	49	.327	27	36	.750	31	88	119	3.7	68	1	26	0.8	34	1.1	5	0.2	21	0.7	139	4.3
2018-19	33	0	382	11.6	28	67	.418	5	26	.192	6	9	.667	16	55	71	2.2	22	0	20	0.6	23	0.7	3	0.1	5	0.2	67	2.0
2019-20	6	5	98	16.3	8	17	.471	0	4	.000	2	4	.500	5	16	21	3.5	7	0	5	0.8	10	1.7	0	0.0	0	0.0	18	3.0
Career	71	27	1180	16.6	84	205	.410	21	79	.266	35	49	.714	52	159	211	3.0	97	1	51	0.7	67	0.9	8	0.1	26	0.4	224	3.2



Justin LEE

6-8 | 210 | Sophomore | Wing
Lawrenceville, Ga. | Collins Hill

THE LEE FILE

- Has missed time at the beginning of the season due to a knee injury.
- Redshirted the 2018-19 season.
- Averaged 15.1 points, 7.1 rebounds, 3.0 assists and 2.0 blocks per game as a senior at Collins Hill High School in 2017-18.
- Helped lead Collins Hill to a 20-6 record.
- Two-time Georgia All-Region 6-AAAAAAA Second Team honoree.
- Majoring in sports management.

2019-20 SEASON HIGHS

Points
Field Goals
Field Goal Attempts
3-Point Field Goals
3-Point Field Goal Attempts
Free Throws
Free Throw Attempts
Rebounds
Offensive Rebounds
Defensive Rebounds
Assists
Turnovers
Blocks
Steals
Minutes

CAREER HIGHS

Points
Field Goals
Field Goal Attempts
3-Point Field Goals
3-Point Field Goal Attempts
Free Throws
Free Throw Attempts
Rebounds
Offensive Rebounds
Defensive Rebounds
Assists
Turnovers
Blocks
Steals
Minutes


2019-20 SEASON GAME-BY-GAME

Opponent	Date	GS	Min	FG	FGA	Pct	3FG	3FGA	Pct	FT	FTA	Pct	O	D	Tot	Avg	PF	FO	A	TO	Blk	Stl	Pts	Avg
NORTHERN IOWA	NOV. 9		Did not play																					
at Iowa State	Nov. 12		Did not play																					
COPPIN STATE	NOV. 15		Did not play																					
ROCKFORD	NOV. 16		Did not play																					
LONGWOOD	NOV. 18		Did not play																					
at Western Illinois	Nov. 20		Did not play																					
at SIU Edwardsville	Nov. 23		Did not play																					
OAKLAND	NOV. 25																							
at Saint Mary's	Dec. 5																							
at UC Davis	Dec. 7																							
at Pittsburgh	Dec. 16																							
at Chicago State	Dec. 19																							
GREEN BAY	DEC. 21																							
at Buffalo*	Jan. 4																							
at Central Michigan*	Jan. 7																							
EASTERN MICH.*	JAN. 11																							
AKRON*	JAN. 14																							
at Bowling Green*	Jan. 18																							
at Kent State*	Jan. 21																							
WESTERN MICH.*	JAN. 25																							
OHIO*	JAN. 28																							
MIAMI*	FEB. 1																							
at Toledo*	Feb. 4																							
KENT STATE*	FEB. 8																							
at Ball State*	Feb. 11																							
at Miami*	Feb. 15																							
CENTRAL MICH.*	FEB. 22																							
at Eastern Michigan*	Feb. 25																							
at Western Michigan*	Feb. 29																							
TOLEDO*	MARCH 3																							
BALL STATE*	MARCH 6																							

Totals

CAREER STATISTICS

Year	G	S	Min	Avg	FG	FGA	FG%	3FG	3FGA	3FG%	FT	FTA	FT%	Off	Def	Reb	Avg	Foul	DQ	Ast	Avg	TO	Avg	Blk	Avg	Stl	Avg	Pts	Avg
2018-19																													
2019-20																													
Career																													



Lacey JAMES

6-9 | 240 | RS Senior | Forward
Grand Rapids, Mich. | Rider

THE JAMES FILE

- Averaging 9.6 points per game during NIU's current five-game win streak.
- Posted his first double-double of the season against Longwood (Nov. 18), with 11 points and 10 rebounds, his seventh career double-double.
- Averaged 6.9 rebounds per game last season, 10th in the MAC, and 7.1 in conference games.
- Ranked fourth in the MAC, and 45th nationally, in offensive rebounds per game last season with 2.97.
- Had 19 rebounds at Central Michigan last season (March 5, 2019), the most by a Huskie since Nov. 27, 2002.
- Began his collegiate career at Rider, where he played 12 games as a freshman in 2015-16.
- Majoring in communications/media studies.

2019-20 SEASON HIGHS

Points	11	twice, last: Longwood (11/18/19)
Field Goals	4	four times, last: at SIU Edwardsville (11/23/19)
Field Goal Attempts	10	twice, last: Longwood (11/18/19)
3-Point Field Goals	1	three times, last: at Western Illinois (11/20/19)
3-Point Field Goal Attempts	5	Longwood (11/18/19)
Free Throws	3	Coppin State (11/15/19)
Free Throw Attempts	4	Coppin State (11/15/19)
Rebounds	10	twice, last: Longwood (11/18/19)
Offensive Rebounds	5	Longwood (11/18/19)
Defensive Rebounds	7	at SIU Edwardsville (11/23/19)
Assists	2	at SIU Edwardsville (11/23/19)
Turnovers	4	Northern Iowa (11/9/19)
Blocks	4	Longwood (11/18/19)
Steals	2	at SIU Edwardsville (11/23/19)
Minutes	33	at SIU Edwardsville (11/23/19)

CAREER HIGHS

Points	20	at Ohio (1/5/19)
Field Goals	8	at Central Michigan (3/5/19)
Field Goal Attempts	15	at Central Michigan (3/5/19)
3-Point Field Goals	2	twice, last: at Miami (1/8/19)
3-Point Field Goal Attempts	5	Longwood (11/18/19)
Free Throws	8	vs. Florida Atlantic (11/21/17)
Free Throw Attempts	10	vs. Florida Atlantic (11/21/17)
Rebounds	19	at Central Michigan (3/5/19)
Offensive Rebounds	11	at Central Michigan (3/5/19)
Defensive Rebounds	9	Green Bay (11/14/17)
Assists	2	eight times, last: at SIU Edwardsville (11/23/19)
Turnovers	6	at Central Michigan (1/30/18)
Blocks	4	Longwood (11/18/19)
Steals	5	Kent State (1/2/18)
Minutes	38	Northern Kentucky (11/9/18)


2019-20 SEASON GAME-BY-GAME

Opponent	Date	GS	Min	FG	FGA	Pct	3FG	3FGA	Pct	FT	FTA	Pct	O	D	Tot	Avg	PF	FO	A	TO	Blk	Stl	Pts	Avg
NORTHERN IOWA	NOV. 9	*	30	1	5	.200	0	1	.000	2	3	.667	4	6	10	10.0	3	0	0	4	0	0	4	4.0
at Iowa State	Nov. 12	*	28	2	6	.333	0	1	.000	1	2	.500	1	4	5	7.5	2	0	0	1	0	1	5	4.5
COPPIN STATE	NOV. 15	*	23	4	10	.400	0	1	.000	3	4	.750	1	4	5	6.7	4	0	1	2	1	1	11	6.7
ROCKFORD	NOV. 16	*	11	2	3	.667	1	1	1.000	2	2	1.000	1	1	2	5.5	3	0	1	3	0	1	7	6.8
LONGWOOD	NOV. 18	*	28	4	10	.400	1	5	.200	2	3	.667	5	5	10	6.4	2	0	1	2	4	1	11	7.6
at Western Illinois	Nov. 20	*	19	4	9	.444	1	3	.333	0	0	.000	3	2	5	6.2	0	0	0	2	0	0	9	7.8
at SIU Edwardsville	Nov. 23	*	33	4	9	.444	0	1	.000	2	2	1.000	2	7	9	6.6	2	0	2	2	1	2	10	8.1
OAKLAND	NOV. 25																							
at Saint Mary's	Dec. 5																							
at UC Davis	Dec. 7																							
at Pittsburgh	Dec. 16																							
at Chicago State	Dec. 19																							
GREEN BAY	DEC. 21																							
at Buffalo*	Jan. 4																							
at Central Michigan*	Jan. 7																							
EASTERN MICH.*	JAN. 11																							
AKRON*	JAN. 14																							
at Bowling Green*	Jan. 18																							
at Kent State*	Jan. 21																							
WESTERN MICH.*	JAN. 25																							
OHIO*	JAN. 28																							
MIAMI*	FEB. 1																							
at Toledo*	Feb. 4																							
KENT STATE*	FEB. 8																							
at Ball State*	Feb. 11																							
at Miami*	Feb. 15																							
CENTRAL MICH.*	FEB. 22																							
at Eastern Michigan*	Feb. 25																							
at Western Michigan*	Feb. 29																							
TOLEDO*	MARCH 3																							
BALL STATE*	MARCH 6																							
Totals			7	172	21	52	.404	3	.231	12	16	.750	17	29	46	6.6	16	0	5	16	6	6	57	8.1

CAREER STATISTICS

Year	G	S	Min	Avg	FG	FGA	FG%	3FG	3FGA	3FG%	FT	FTA	FT%	Off	Def	Reb	Avg	Foul	DQ	Ast	Avg	TO	Avg	Blk	Avg	Stl	Avg	Pts	Avg
2015-16*	12	0	60	5.0	4	14	.286	0	0	.000	4	11	.365	8	5	13	1.1	10	0	0	0.0	2	0.2	3	0.3	2	0.2	12	1.0
2016-17	Sat out the season following transfer from Rider																												
2017-18	32	32	685	21.4	62	155	.400	0	1	.000	62	89	.697	57	93	150	4.7	104	3	17	0.5	58	1.8	7	0.2	21	0.7	186	5.8
2018-19	34	31	792	23.3	101	207	.488	11	29	.379	60	90	.667	101	135	236	6.9	102	0	18	0.5	48	1.4	22	0.6	16	0.5	273	8.0
2019-20	7	7	172	24.6	21	52	.404	3	13	.231	12	16	.750	17	29	46	6.6	16	0	5	0.7	16	2.3	6	0.9	6	0.9	57	8.1
Career	85	70	1709	20.1	188	428	.439	14	43	.326	138	206	.670	183	262	445	5.2	232	3	40	0.5	124	1.5	38	0.4	45	0.5	528	6.2

* denotes season played at Rider



Zaire MATEEN

6-0 | 170 | Junior | Guard
Queens, N.Y. | Laramie County CC

THE MATEEN FILE

- Appeared in 21 games last season, all off the bench.
- Scored in double figures once, netting 15 points, including 3-of-3 from three-point range, against Chicago State (Dec. 22, 2019).
- Began his collegiate career at Laramie County Community College in Cheyenne, Wyo., averaging 17.6 points, 4.5 assists and 4.3 rebounds per game.
- Shot 85.9 percent from the free-throw line in his one season at Laramie County CC, 18th-best nationally in NJCAA Division I.
- Had a 2.3 assist-turnover ratio at Laramie County CC and scored 45 points in a game against Sheridan College (Nov. 4, 2017).
- Majoring in psychology.

2019-20 SEASON HIGHS

Points	5	at Western Illinois (11/20/19)
Field Goals	2	twice, last: at Western Illinois (11/20/19)
Field Goal Attempts	6	Northern Iowa (11/9/19)
3-Point Field Goals	1	twice, last: at SIU Edwardsville (11/23/19)
3-Point Field Goal Attempts	3	Northern Iowa (11/9/19)
Free Throws		
Free Throw Attempts		
Rebounds	2	Longwood (11/18/19)
Offensive Rebounds		
Defensive Rebounds	2	Longwood (11/18/19)
Assists	1	twice, last: at Western Illinois (11/20/19)
Turnovers	2	at Iowa State (11/12/19)
Blocks		
Steals	2	Northern Iowa (11/9/19)
Minutes	20	Northern Iowa (11/9/19)

CAREER HIGHS


Points	15	Chicago State (12/22/18)
Field Goals	6	Chicago State (12/22/18)
Field Goal Attempts	6	twice, last: Northern Iowa (11/9/19)
3-Point Field Goals	3	Chicago State (12/22/18)
3-Point Field Goal Attempts	3	twice, last: at Michigan State (12/29/18)
Free Throws	2	Akron (1/12/19)
Free Throw Attempts	3	twice, last: Northern Iowa (11/9/19)
Rebounds	2	four times, last: Longwood (11/18/19)
Offensive Rebounds	1	Akron (1/12/19)
Defensive Rebounds	2	four times, last: Longwood (11/18/19)
Assists	4	at Oakland (11/25/18)
Turnovers	2	three times, last: at Iowa State (11/12/19)
Blocks		
Steals	2	twice, last: Northern Iowa (11/9/19)
Minutes	20	twice, last: Northern Iowa (11/9/19)

2019-20 SEASON GAME-BY-GAME

Opponent	Date	GS	Min	FG	FGA	Pct	3FG	3FGA	Pct	FT	FTA	Pct	O	D	Tot	Avg	PF	FO	A	TO	Blk	Stl	Pts	Avg
NORTHERN IOWA	NOV. 9		20	2	6	.333	0	3	.000	0	0	.000	0	0	0	0.0	1	0	1	0	0	2	4	4.0
at Iowa State	Nov. 12		6	0	2	.000	0	2	.000	0	0	.000	0	0	0	0.0	1	0	0	2	0	0	0	2.0
COPPIN STATE	NOV. 15		Did not play																					
ROCKFORD	NOV. 16		Did not play																					
LONGWOOD	NOV. 18		8	1	3	.333	0	2	.000	0	0	.000	0	2	2	0.7	0	0	0	0	0	1	2	2.0
at Western Illinois	Nov. 20		6	2	3	.667	1	2	.500	0	0	.000	0	1	1	0.8	0	0	1	0	0	0	5	2.8
at SIU Edwardsville	Nov. 23		3	1	2	.500	1	2	.500	0	0	.000	0	0	0	0.6	0	0	0	0	0	0	3	2.8
OAKLAND	NOV. 25																							
at Saint Mary's	Dec. 5																							
at UC Davis	Dec. 7																							
at Pittsburgh	Dec. 16																							
at Chicago State	Dec. 19																							
GREEN BAY	DEC. 21																							
at Buffalo*	Jan. 4																							
at Central Michigan*	Jan. 7																							
EASTERN MICH.*	JAN. 11																							
AKRON*	JAN. 14																							
at Bowling Green*	Jan. 18																							
at Kent State*	Jan. 21																							
WESTERN MICH.*	JAN. 25																							
OHIO*	JAN. 28																							
MIAMI*	FEB. 1																							
at Toledo*	Feb. 4																							
KENT STATE*	FEB. 8																							
at Ball State*	Feb. 11																							
at Miami*	Feb. 15																							
CENTRAL MICH.*	FEB. 22																							
at Eastern Michigan*	Feb. 25																							
at Western Michigan*	Feb. 29																							
TOLEDO*	MARCH 3																							
BALL STATE*	MARCH 6																							
Totals		0	43	6	16	.375	2	11	.182	0	0	.000	0	3	3	0.6	2	0	2	2	0	3	14	2.8

CAREER STATISTICS

Year	G	S	Min	Avg	FG	FGA	FG%	3FG	3FGA	3FG%	FT	FTA	FT%	Off	Def	Reb	Avg	Foul	DQ	Ast	Avg	TO	Avg	Blk	Avg	Stl	Avg	Pts	Avg
2018-19	21	0	150	7.1	13	34	.382	7	19	.368	4	7	.571	1	11	12	0.6	7	0	11	0.5	7	0.3	0	0.0	7	0.3	37	1.8
2019-20	5	0	43	8.6	6	16	.375	2	11	.182	0	0	.000	0	3	3	0.6	2	0	2	0.4	2	0.4	0	0.0	3	0.6	14	2.8
Career	26	0	193	7.4	19	50	.380	9	30	.300	4	7	.571	1	14	15	0.6	9	0	13	0.5	9	0.3	0	0.0	10	0.4	51	2.0



Eugene GERMAN

6-0 | 185 | Senior | Guard
Gary, Ind. | 21st Century Charter

THE GERMAN FILE

- Moved into fifth on NIU's all-time scoring list with his 21 points against Rockford (Nov. 16), currently has 1,719 career points and his 277 away from the NIU career record (T.J. Lux, 1,996).
- Three-time Preseason All-MAC West honoree (2017-18, 2018-19, 2019-20).
- Two-time All-MAC Second Team honoree (2017-18, 2018-19).
- Ranked eighth in career scoring among active players in NCAA Division I. One of just 11 players to score 20-plus points per game in each of the last two seasons.
- Ranked 41st in the nation in scoring last year (20.4 ppg) and 34th in 2017-18 (20.6 ppg).
- Ranked 34th nationally in three-point percentage last season, shooting 41.4 percent.
- Entered his name into consideration for the NBA Draft this past summer, working out for the Chicago Bulls.
- Prepped at 21st Century Charter School, where he led the State of Indiana in scoring as a junior (32.0 ppg) and a senior (33.5 ppg).
- Majoring in general studies.

2019-20 SEASON HIGHS		
Points	26	at Western Illinois (11/20/19)
Field Goals	11	at Western Illinois (11/20/19)
Field Goal Attempts	27	at Iowa State (11/12/19)
3-Point Field Goals	4	at Western Illinois (11/20/19)
3-Point Field Goal Attempts	11	at Iowa State (11/12/19)
Free Throws	9	Coppin State (11/15/19)
Free Throw Attempts	12	Coppin State (11/15/19)
Rebounds	7	Coppin State (11/15/19)
Offensive Rebounds	1	twice, last: Rockford (11/16/19)
Defensive Rebounds	7	Coppin State (11/15/19)
Assists	6	at Western Illinois (11/20/19)
Turnovers	4	twice, last: at SIU Edwardsville (11/23/19)
Blocks	1	three times, last: at SIU Edwardsville (11/23/19)
Steals	3	Longwood (11/18/19)
Minutes	39	Coppin State (11/15/19)

CAREER HIGHS		
Points	33	at Green Bay (11/28/18)
Field Goals	14	twice, last: at Green Bay (11/28/18)
Field Goal Attempts	29	at Toledo (2/6/18)
3-Point Field Goals	6	Eastern Michigan (3/2/19)
3-Point Field Goal Attempts	12	Central Michigan (2/13/18)
Free Throws	9	Coppin State (11/15/19)
Free Throw Attempts	12	twice, last: Coppin State (11/15/19)
Rebounds	10	Buffalo (1/22/19)
Offensive Rebounds	2	five times, last: at Toledo (2/23/19)
Defensive Rebounds	10	Buffalo (1/22/19)
Assists	7	Western Michigan (2/26/19)
Turnovers	5	three times, last: at Akron (1/26/19)
Blocks	1	16 times, last: at SIU Edwardsville (11/23/19)
Steals	4	at Ball State (3/8/19)
Minutes	42	at Ohio (1/5/19)

2019-20 SEASON GAME-BY-GAME

Opponent	Date	GS	Min	FG	FGA	Pct	3FG	3FGA	Pct	FT	FTA	Pct	O	D	Tot	Avg	PF	FO	A	TO	Blk	Stl	Pts	Avg	
NORTHERN IOWA	NOV. 9	*	34	9	24	.375	3	9	.333	0	0	.000	0	4	4	4.0	2	0	0	1	0	0	21	21.0	
at Iowa State	Nov. 12	*	34	8	27	.296	3	11	.273	5	6	.833	1	5	6	5.0	2	0	1	3	0	1	24	22.5	
COPPIN STATE	NOV. 15	*	39	6	14	.429	2	8	.250	9	12	.750	0	7	7	5.7	2	0	3	4	0	0	23	22.7	
ROCKFORD	NOV. 16	*	25	7	14	.500	3	7	.429	4	5	.800	1	3	4	5.3	0	0	2	0	1	0	21	22.3	
LONGWOOD	NOV. 18	*	31	3	11	.273	1	6	.167	5	8	.625	0	3	3	4.8	1	0	4	2	0	3	12	20.2	
at Western Illinois	Nov. 20	*	34	11	17	.647	4	7	.571	0	1	.000	0	6	6	5.0	1	0	6	2	1	1	26	21.2	
at SIU Edwardsville	Nov. 23	*	32	7	14	.500	3	5	.600	6	8	.750	0	0	0	4.3	2	0	3	4	1	2	23	21.4	
OAKLAND	NOV. 25																								
at Saint Mary's	Dec. 5																								
at UC Davis	Dec. 7																								
at Pittsburgh	Dec. 16																								
at Chicago State	Dec. 19																								
GREEN BAY	DEC. 21																								
at Buffalo*	Jan. 4																								
at Central Michigan*	Jan. 7																								
EASTERN MICH.*	JAN. 11																								
AKRON*	JAN. 14																								
at Bowling Green*	Jan. 18																								
at Kent State*	Jan. 21																								
WESTERN MICH.*	JAN. 25																								
OHIO*	JAN. 28																								
MIAMI*	FEB. 1																								
at Toledo*	Feb. 4																								
KENT STATE*	FEB. 8																								
at Ball State*	Feb. 11																								
at Miami*	Feb. 15																								
CENTRAL MICH.*	FEB. 22																								
at Eastern Michigan*	Feb. 25																								
at Western Michigan*	Feb. 29																								
TOLEDO*	MARCH 3																								
BALL STATE*	MARCH 6																								
Totals			7	229	51	121	.421	19	53	.358	29	40	.725	2	28	30	4.3	10	0	19	16	3	7	150	21.4

CAREER STATISTICS

Year	G	S	Min	Avg	FG	FGA	FG%	3FG	3FGA	3FG%	FT	FTA	FT%	Off	Def	Reb	Avg	Foul	DQ	Ast	Avg	TO	Avg	Blk	Avg	Stl	Avg	Pts	Avg
2016-17	31	7	530	17.1	109	231	.472	16	57	.281	45	73	.616	8	34	42	1.4	41	0	27	0.9	45	1.5	3	0.1	10	0.3	279	9.0
2017-18	32	31	991	31.0	243	516	.471	62	183	.339	111	145	.766	13	109	122	3.8	53	0	54	1.7	66	2.1	5	0.2	28	0.9	659	20.6
2018-19	31	30	1011	32.6	228	465	.490	87	210	.414	88	128	.688	17	143	160	5.2	61	1	89	2.9	74	2.4	5	0.2	38	1.2	631	20.4
2019-20	7	7	229	32.7	51	121	.421	19	53	.358	29	40	.725	2	28	30	4.3	10	0	19	2.7	16	2.3	3	0.4	7	1.0	150	21.4
Career	101	75	2761	27.3	631	1333	.473	184	503	.366	273	386	.707	40	314	354	3.5	165	1	189	1.9	201	2.0	16	0.2	83	0.8	1719	17.0



Noah McCARTY

6-8 | 240 | Senior | Forward
Rock Falls, Ill. | Sterling Newman

THE McCARTY FILE

- Averaging 8.7 points and 8.0 rebounds per game over the last three contests.
- Made his first career start in his 99th career game at Western Illinois (Nov. 20), scoring nine points with seven rebounds and three assists.
- Recorded his second career double-double with 10 points and 10 rebounds against Longwood (Nov. 18). His two career double-doubles have both come within his last seven games played dating back to last season.
- Saw his first action of the season against Coppin State (Nov. 15), playing 10 minutes after missing the first two games due to an ankle injury.
- One game away from reaching 100 in his four-year NIU career.
- Scored the game-winning layup with 0.6 seconds left to lift NIU past No. 14 Buffalo (Jan. 22, 2019). Went 3-of-4 from the field with a season-high six rebounds in the contest.
- Majoring in communications/media studies.

2019-20 SEASON HIGHS		
Points	10	Longwood (11/18/19)
Field Goals	4	Longwood (11/18/19)
Field Goal Attempts	11	at SIU Edwardsville (11/23/19)
3-Point Field Goals	2	Longwood (11/18/19)
3-Point Field Goal Attempts	5	at SIU Edwardsville (11/23/19)
Free Throws	5	at Western Illinois (11/20/19)
Free Throw Attempts	7	at Western Illinois (11/20/19)
Rebounds	10	Longwood (11/18/19)
Offensive Rebounds	2	twice, last: at SIU Edwardsville (11/23/19)
Defensive Rebounds	9	Longwood (11/18/19)
Assists	3	at Western Illinois (11/20/19)
Turnovers	3	twice, last: at SIU Edwardsville (11/23/19)
Blocks	1	at SIU Edwardsville (11/23/19)
Steals		
Minutes	29	at SIU Edwardsville (11/23/19)


CAREER HIGHS		
Points	14	Rockford (11/6/18)
Field Goals	6	Rockford (11/6/18)
Field Goal Attempts	14	at Ball State (3/8/19)
3-Point Field Goals	2	twice, last: Longwood (11/18/19)
3-Point Field Goal Attempts	5	at SIU Edwardsville (11/23/19)
Free Throws	5	twice, last: at Western Illinois (11/20/19)
Free Throw Attempts	8	Western Michigan (2/26/19)
Rebounds	11	at Ball State (3/8/19)
Offensive Rebounds	5	at Western Michigan (1/27/18)
Defensive Rebounds	11	at Ball State (3/8/19)
Assists	3	three times, last: at Western Illinois (11/20/19)
Turnovers	4	Eastern Michigan (3/2/19)
Blocks	5	Eastern Michigan (3/2/19)
Steals	4	Central Connecticut State (12/9/17)
Minutes	31	at Ball State (3/8/19)

2019-20 SEASON GAME-BY-GAME

Opponent	Date	GS	Min	FG	FGA	Pct	3FG	3FGA	Pct	FT	FTA	Pct	O	D	Tot	Avg	PF	FO	A	TO	Blk	Stl	Pts	Avg
NORTHERN IOWA	NOV. 9		Did not play																					
at Iowa State	Nov. 12		Did not play																					
COPPIN STATE	NOV. 15		10	1	2	.500	0	1	.000	0	0	.000	0	0	0	0.0	1	0	0	2	0	0	2	2.0
ROCKFORD	NOV. 16		14	0	5	.000	0	1	.000	1	2	.500	2	2	4	2.0	0	0	2	0	0	0	1	1.5
LONGWOOD	NOV. 18		19	4	7	.571	2	3	.667	0	0	.000	1	9	10	4.7	3	0	1	3	0	0	10	4.3
at Western Illinois	Nov. 20	*	25	2	7	.286	0	2	.000	5	7	.714	1	6	7	5.3	4	0	3	2	0	0	9	5.5
at SIU Edwardsville	Nov. 23	*	29	3	11	.273	1	5	.200	0	0	.000	2	5	7	5.6	2	0	2	3	1	0	7	5.8
OAKLAND	NOV. 25																							
at Saint Mary's	Dec. 5																							
at UC Davis	Dec. 7																							
at Pittsburgh	Dec. 16																							
at Chicago State	Dec. 19																							
GREEN BAY	DEC. 21																							
at Buffalo*	Jan. 4																							
at Central Michigan*	Jan. 7																							
EASTERN MICH.*	JAN. 11																							
AKRON*	JAN. 14																							
at Bowling Green*	Jan. 18																							
at Kent State*	Jan. 21																							
WESTERN MICH.*	JAN. 25																							
OHIO*	JAN. 28																							
MIAMI*	FEB. 1																							
at Toledo*	Feb. 4																							
KENT STATE*	FEB. 8																							
at Ball State*	Feb. 11																							
at Miami*	Feb. 15																							
CENTRAL MICH.*	FEB. 22																							
at Eastern Michigan*	Feb. 25																							
at Western Michigan*	Feb. 29																							
TOLEDO*	MARCH 3																							
BALL STATE*	MARCH 6																							
Totals		2	97	10	32	.313	3	12	.250	6	9	.667	6	22	28	5.6	10	0	8	10	1	0	29	5.8

CAREER STATISTICS

Year	G	S	Min	Avg	FG	FGA	FG%	3FG	3FGA	3FG%	FT	FTA	FT%	Off	Def	Reb	Avg	Foul	DQ	Ast	Avg	TO	Avg	Blk	Avg	Stl	Avg	Pts	Avg
2016-17	29	0	208	7.2	12	32	.375	0	2	.000	10	13	.769	20	26	46	1.6	52	1	9	0.3	17	0.6	7	0.2	3	0.1	34	1.2
2017-18	32	0	531	16.6	48	116	.414	8	33	.242	26	43	.605	36	66	102	3.2	70	1	18	0.6	32	1.0	10	0.3	17	0.5	130	4.1
2018-19	34	0	532	15.6	68	144	.472	8	28	.286	22	36	.611	24	93	117	3.4	74	1	24	0.7	31	0.9	14	0.4	13	0.4	166	4.9
2019-20	5	2	97	19.4	10	32	.313	3	12	.250	6	9	.667	6	22	28	5.6	10	0	8	1.6	10	2.0	1	0.2	0	0.0	29	5.8
Career	100	2	1368	13.7	138	324	.426	19	75	.253	64	101	.634	86	207	293	2.9	206	3	59	0.6	90	0.9	32	0.3	33	0.3	359	3.6



Alize TRAVIS

6-0 | 170 | Senior | Guard
Victorville, Calif. | Pima CC

THE TRAVIS FILE

- Has missed time at the beginning of the season due to hernia surgery.
- Appeared in seven games, making two starts, last season before missing the rest of the year due to a shoulder injury.
- Played two seasons at Pima Community College, averaging 12.1 points, 7.0 assists and 4.5 rebounds per game in 2017-18.
- Had a 3.0 assist-turnover ratio and shot 76.8 percent from the free-throw line in 2017-18.
- Helped Pima CC to a 31-5 record in 2017-18 and a runner-up finish in the NJCAA Division II national tournament, where he was named to the all-tournament team.
- Majoring in general studies.

2019-20 SEASON HIGHS

Points
Field Goals
Field Goal Attempts
3-Point Field Goals
3-Point Field Goal Attempts
Free Throws
Free Throw Attempts
Rebounds
Offensive Rebounds
Defensive Rebounds
Assists
Turnovers
Blocks
Steals
Minutes

CAREER HIGHS

Points	5	Rockford (11/6/18)
Field Goals	2	Rockford (11/6/18)
Field Goal Attempts	2	Rockford (11/6/18)
3-Point Field Goals	1	Rockford (11/6/18)
3-Point Field Goal Attempts	1	twice, last: Northern Kentucky (11/9/18)
Free Throws	1	Northern Kentucky (11/9/18)
Free Throw Attempts	2	Northern Kentucky (11/9/18)
Rebounds	4	Northern Kentucky (11/9/18)
Offensive Rebounds		
Defensive Rebounds	4	Northern Kentucky (11/9/18)
Assists	6	Rockford (11/6/18)
Turnovers	4	twice, last: Northern Kentucky (11/9/18)
Blocks	1	Western Illinois (12/17/18)
Steals	2	Rockford (11/6/18)
Minutes	31	Northern Kentucky (11/9/18)


2019-20 SEASON GAME-BY-GAME

Opponent	Date	GS	Min	FG	FGA	Pct	3FG	3FGA	Pct	FT	FTA	Pct	O	D	Tot	Avg	PF	FO	A	TO	Blk	Stl	Pts	Avg
NORTHERN IOWA	NOV. 9		Did not play																					
at Iowa State	Nov. 12		Did not play																					
COPPIN STATE	NOV. 15		Did not play																					
ROCKFORD	NOV. 16		Did not play																					
LONGWOOD	NOV. 18		Did not play																					
at Western Illinois	Nov. 20		Did not play																					
at SIU Edwardsville	Nov. 23		Did not play																					
OAKLAND	NOV. 25																							
at Saint Mary's	Dec. 5																							
at UC Davis	Dec. 7																							
at Pittsburgh	Dec. 16																							
at Chicago State	Dec. 19																							
GREEN BAY	DEC. 21																							
at Buffalo*	Jan. 4																							
at Central Michigan*	Jan. 7																							
EASTERN MICH.*	JAN. 11																							
AKRON*	JAN. 14																							
at Bowling Green*	Jan. 18																							
at Kent State*	Jan. 21																							
WESTERN MICH.*	JAN. 25																							
OHIO*	JAN. 28																							
MIAMI*	FEB. 1																							
at Toledo*	Feb. 4																							
KENT STATE*	FEB. 8																							
at Ball State*	Feb. 11																							
at Miami*	Feb. 15																							
CENTRAL MICH.*	FEB. 22																							
at Eastern Michigan*	Feb. 25																							
at Western Michigan*	Feb. 29																							
TOLEDO*	MARCH 3																							
BALL STATE*	MARCH 6																							

Totals

CAREER STATISTICS

Year	G	S	Min	Avg	FG	FGA	FG%	3FG	3FGA	3FG%	FT	FTA	FT%	Off	Def	Reb	Avg	Foul	DQ	Ast	Avg	TO	Avg	Blk	Avg	Stl	Avg	Pts	Avg
2018-19	7	2	88	12.6	2	3	.667	1	2	.500	1	2	.500	0	8	8	1.1	10	1	13	1.9	11	1.6	1	0.1	3	0.4	6	0.9
2019-20																													
Career	7	2	88	12.6	2	3	.667	1	2	.500	1	2	.500	0	8	8	1.1	10	1	13	1.9	11	1.6	1	0.1	3	0.4	6	0.9



Rod HENRY-HAYES

6-4 | 185 | Junior | Guard
Zion, Ill. | Zion-Benton Township

THE HENRY-HAYES FILE

- Appeared in all 34 games as a sophomore last season, making 32 starts.
- Shot 37.5 percent from three-point range last season, taking 62.6 percent of his field goal attempts (72-of-115) from beyond the arc.
- Has scored in double figures four times in his NIU career.
- Majoring in communications/media studies.

2019-20 SEASON HIGHS

Points	8	Northern Iowa (11/9/19)
Field Goals	3	Northern Iowa (11/9/19)
Field Goal Attempts	9	Northern Iowa (11/9/19)
3-Point Field Goals	2	twice, last: Rockford (11/16/19)
3-Point Field Goal Attempts	5	Northern Iowa (11/9/19)
Free Throws	1	at Iowa State (11/12/19)
Free Throw Attempts	2	at Iowa State (11/12/19)
Rebounds	4	Northern Iowa (11/9/19)
Offensive Rebounds	1	Northern Iowa (11/9/19)
Defensive Rebounds	3	Northern Iowa (11/9/19)
Assists	3	Rockford (11/16/19)
Turnovers	1	three times, last: Longwood (11/18/19)
Blocks		
Steals	2	twice, last: Rockford (11/16/19)
Minutes	30	Northern Iowa (11/9/19)

CAREER HIGHS


Points	13	at Chicago State (12/2/17)
Field Goals	5	at Chicago State (12/2/17)
Field Goal Attempts	9	Northern Iowa (11/9/19)
3-Point Field Goals	4	Western Michigan (2/26/19)
3-Point Field Goal Attempts	5	twice, last: Northern Iowa (11/9/19)
Free Throws	2	three times, last: Bowling Green (2/16/19)
Free Throw Attempts	2	seven times, last: at Iowa State (11/12/19)
Rebounds	6	twice, last: UC Davis (12/5/18)
Offensive Rebounds	3	UC Davis (12/5/18)
Defensive Rebounds	4	twice, last: Toledo (2/2/19)
Assists	5	Rockford (11/26/17)
Turnovers	2	six times, last: Bowling Green (2/16/19)
Blocks	1	four times, last: vs. Toledo (3/14/19)
Steals	3	Eastern Michigan (3/2/19)
Minutes	32	at Northern Kentucky (12/20/18)

2019-20 SEASON GAME-BY-GAME

Opponent	Date	GS	Min	FG	FGA	Pct	3FG	3FGA	Pct	FT	FTA	Pct	O	D	Tot	Avg	PF	FO	A	TO	Blk	Stl	Pts	Avg
NORTHERN IOWA	NOV. 9	*	30	3	9	.333	2	5	.400	0	0	.000	1	3	4	4.0	3	0	1	0	0	2	8	8.0
at Iowa State	Nov. 12	*	19	2	8	.250	1	4	.250	1	2	.500	0	1	1	2.5	0	0	0	1	0	1	6	7.0
COPPIN STATE	NOV. 15		4	0	1	.000	0	1	.000	0	0	.000	0	0	0	1.7	1	0	0	1	0	0	0	4.7
ROCKFORD	NOV. 16		13	2	5	.400	2	4	.500	0	0	.000	0	1	1	1.5	1	0	3	0	0	2	6	5.0
LONGWOOD	NOV. 18		1	0	0	.000	0	0	.000	0	0	.000	0	0	0	1.2	1	0	0	1	0	0	0	4.0
at Western Illinois	Nov. 20		2	0	0	.000	0	0	.000	0	0	.000	0	0	0	1.0	0	0	0	0	0	0	0	3.3
at SIU Edwardsville	Nov. 23		Did not play																					
OAKLAND	NOV. 25																							
at Saint Mary's	Dec. 5																							
at UC Davis	Dec. 7																							
at Pittsburgh	Dec. 16																							
at Chicago State	Dec. 19																							
GREEN BAY	DEC. 21																							
at Buffalo*	Jan. 4																							
at Central Michigan*	Jan. 7																							
EASTERN MICH.*	JAN. 11																							
AKRON*	JAN. 14																							
at Bowling Green*	Jan. 18																							
at Kent State*	Jan. 21																							
WESTERN MICH.*	JAN. 25																							
OHIO*	JAN. 28																							
MIAMI*	FEB. 1																							
at Toledo*	Feb. 4																							
KENT STATE*	FEB. 8																							
at Ball State*	Feb. 11																							
at Miami*	Feb. 15																							
CENTRAL MICH.*	FEB. 22																							
at Eastern Michigan*	Feb. 25																							
at Western Michigan*	Feb. 29																							
TOLEDO*	MARCH 3																							
BALL STATE*	MARCH 6																							
Totals		2	69	7	23	.304	5	14	.357	1	2	.500	1	5	6	1.0	6	0	4	3	0	5	20	3.3

CAREER STATISTICS

Year	G	S	Min	Avg	FG	FGA	FG%	3FG	3FGA	3FG%	FT	FTA	FT%	Off	Def	Reb	Avg	Foul	DQ	Ast	Avg	TO	Avg	Blk	Avg	Stl	Avg	Pts	Avg
2017-18	24	0	210	8.8	17	38	.447	10	29	.345	6	8	.750	5	12	17	0.7	21	0	15	0.6	5	0.2	2	0.1	4	0.2	50	2.1
2018-19	34	32	704	20.7	48	115	.417	27	72	.375	5	8	.625	19	40	59	1.7	78	2	30	0.9	19	0.6	2	0.1	18	0.5	128	3.8
2019-20	6	2	69	11.5	7	23	.304	5	14	.357	1	2	.500	1	5	6	1.0	6	0	4	0.7	3	0.5	0	0.0	5	0.8	20	3.3
Career	64	34	983	15.4	72	176	.409	42	115	.365	12	18	.667	25	57	82	1.3	105	2	49	0.8	27	0.4	4	0.1	27	0.4	198	3.1



Tyler COCHRAN

6-2 | 220 | Freshman | Guard
Bolingbrook, Ill. | Bolingbrook

THE COCHRAN FILE

- Scored in double figures for the first time in his collegiate career with 11 points against Rockford (Nov. 16).
- Started his collegiate debut against Northern Iowa (Nov. 9), scoring five points with three rebounds and three blocks in 24 minutes.
- Averaged 14 points and 9.5 rebounds per game as a senior at Bolingbrook High School.
- Named a Champaign News-Gazette All-State honorable mention selection.
- Major is undecided.

2019-20 SEASON HIGHS

Points	11	Rockford (11/16/19)
Field Goals	5	Rockford (11/16/19)
Field Goal Attempts	8	Rockford (11/16/19)
3-Point Field Goals	2	at SIU Edwardsville (11/23/19)
3-Point Field Goal Attempts	3	Rockford (11/16/19)
Free Throws	1	twice, last: at Iowa State (11/12/19)
Free Throw Attempts	2	at Iowa State (11/12/19)
Rebounds	8	Coppin State (11/15/19)
Offensive Rebounds	4	Coppin State (11/15/19)
Defensive Rebounds	5	at SIU Edwardsville (11/23/19)
Assists	2	twice, last: at SIU Edwardsville (11/23/19)
Turnovers	2	three times, last: Rockford (11/16/19)
Blocks	3	Northern Iowa (11/9/19)
Steals	2	twice, last: Longwood (11/18/19)
Minutes	24	twice, last: Rockford (11/16/19)

CAREER HIGHS


Points	11	Rockford (11/16/19)
Field Goals	5	Rockford (11/16/19)
Field Goal Attempts	8	Rockford (11/16/19)
3-Point Field Goals	2	at SIU Edwardsville (11/23/19)
3-Point Field Goal Attempts	3	Rockford (11/16/19)
Free Throws	1	twice, last: at Iowa State (11/12/19)
Free Throw Attempts	2	at Iowa State (11/12/19)
Rebounds	8	Coppin State (11/15/19)
Offensive Rebounds	4	Coppin State (11/15/19)
Defensive Rebounds	5	at SIU Edwardsville (11/23/19)
Assists	2	twice, last: at SIU Edwardsville (11/23/19)
Turnovers	2	three times, last: Rockford (11/16/19)
Blocks	3	Northern Iowa (11/9/19)
Steals	2	twice, last: Longwood (11/18/19)
Minutes	24	twice, last: Rockford (11/16/19)

2019-20 SEASON GAME-BY-GAME

Opponent	Date	GS	Min	FG	FGA	Pct	3FG	3FGA	Pct	FT	FTA	Pct	O	D	Tot	Avg	PF	FO	A	TO	Blk	Stl	Pts	Avg	
NORTHERN IOWA	NOV. 9	*	24	2	6	.333	0	1	.000	1	1	1.000	0	3	3	3.0	4	0	0	2	3	1	5	5.0	
at Iowa State	Nov. 12		21	2	5	.400	1	2	.500	0	0	.000	2	2	4	3.5	1	0	1	2	0	0	5	5.0	
COPPIN STATE	NOV. 15		14	0	4	.000	0	0	.000	0	0	.000	4	4	8	5.0	1	0	0	2	0	0	0	3.3	
ROCKFORD	NOV. 16		24	5	8	.625	1	3	.333	0	0	.000	2	4	6	5.3	1	0	2	2	1	2	11	5.3	
LONGWOOD	NOV. 18		11	1	2	.500	1	1	1.000	0	0	.000	0	0	0	4.2	2	0	1	1	0	2	3	4.8	
at Western Illinois	Nov. 20		9	0	0	.000	0	0	.000	0	0	.000	0	0	0	3.5	1	0	0	1	0	0	0	4.0	
at SIU Edwardsville	Nov. 23		22	2	4	.500	2	2	1.000	0	0	.000	1	5	6	3.9	2	0	2	1	0	1	6	4.3	
OAKLAND	NOV. 25																								
at Saint Mary's	Dec. 5																								
at UC Davis	Dec. 7																								
at Pittsburgh	Dec. 16																								
at Chicago State	Dec. 19																								
GREEN BAY	DEC. 21																								
at Buffalo*	Jan. 4																								
at Central Michigan*	Jan. 7																								
EASTERN MICH.*	JAN. 11																								
AKRON*	JAN. 14																								
at Bowling Green*	Jan. 18																								
at Kent State*	Jan. 21																								
WESTERN MICH.*	JAN. 25																								
OHIO*	JAN. 28																								
MIAMI*	FEB. 1																								
at Toledo*	Feb. 4																								
KENT STATE*	FEB. 8																								
at Ball State*	Feb. 11																								
at Miami*	Feb. 15																								
CENTRAL MICH.*	FEB. 22																								
at Eastern Michigan*	Feb. 25																								
at Western Michigan*	Feb. 29																								
TOLEDO*	MARCH 3																								
BALL STATE*	MARCH 6																								
Totals			1	125	12	29	.414	5	9	.556	1	1	1.000	9	18	27	3.9	12	0	6	11	4	6	30	4.3

CAREER STATISTICS

Year	G	S	Min	Avg	FG	FGA	FG%	3FG	3FGA	3FG%	FT	FTA	FT%	Off	Def	Reb	Avg	Foul	DQ	Ast	Avg	TO	Avg	Blk	Avg	Stl	Avg	Pts	Avg
2019-20	7	1	125	17.9	12	29	.414	5	9	.556	1	1	1.000	9	18	27	3.9	12	0	6	0.9	11	1.6	4	0.6	6	0.9	30	4.3
Career	7	1	125	17.9	12	29	.414	5	9	.556	1	1	1.000	9	18	27	3.9	12	0	6	0.9	11	1.6	4	0.6	6	0.9	30	4.3



Darius BEANE

6-3 | 175 | Sophomore | Guard
Carbondale, Ill. | Southern Illinois

THE BEANE FILE

- Made his NIU debut against Coppin State (Nov. 15), scoring 12 points with six rebounds and three steals in 25 minutes off the bench.
- Played one season at Southern Illinois, averaging 3.0 points and 2.8 rebounds per game, appearing in 32 contests.
- Attended Carbondale High School, where he averaged 20 points, seven rebounds and four assists per game as a senior in 2017-18.
- Scored 1,617 points in high school, finishing as Carbondale's sixth all-time leading scorer.
- Father, Anthony Beane Sr., is an assistant coach for the Huskies.
- Major is undecided.

2019-20 SEASON HIGHS

Points	14	Longwood (11/18/19)
Field Goals	4	Longwood (11/18/19)
Field Goal Attempts	8	at SIU Edwardsville (11/23/19)
3-Point Field Goals	2	at SIU Edwardsville (11/23/19)
3-Point Field Goal Attempts	4	at SIU Edwardsville (11/23/19)
Free Throws	6	twice, last: Longwood (11/18/19)
Free Throw Attempts	6	twice, last: Longwood (11/18/19)
Rebounds	6	Coppin State (11/15/19)
Offensive Rebounds	3	twice, last: Longwood (11/18/19)
Defensive Rebounds	3	three times, last: at Western Illinois (11/20/19)
Assists	2	four times, last: at SIU Edwardsville (11/23/19)
Turnovers	2	three times, last: at SIU Edwardsville (11/23/19)
Blocks	1	Coppin State (11/15/19)
Steals	3	Coppin State (11/15/19)
Minutes	27	twice, last: at SIU Edwardsville (11/23/19)

CAREER HIGHS


Points	16	Northern Iowa (1/23/19)
Field Goals	5	twice, last: Northern Iowa (1/23/19)
Field Goal Attempts	8	at SIU Edwardsville (11/23/19)
3-Point Field Goals	2	four times, last: at SIU Edwardsville (11/23/19)
3-Point Field Goal Attempts	4	twice, last: at SIU Edwardsville (11/23/19)
Free Throws	6	twice, last: Longwood (11/18/19)
Free Throw Attempts	6	twice, last: Longwood (11/18/19)
Rebounds	8	twice, last: Valparaiso (1/12/19)
Offensive Rebounds	7	Valparaiso (1/12/19)
Defensive Rebounds	6	at Northern Iowa (1/5/19)
Assists	4	Arkansas-Pine Bluff (11/17/18)
Turnovers	3	Missouri State (1/2/19)
Blocks	2	Indiana State (1/30/19)
Steals	3	Coppin State (11/15/19)
Minutes	29	Arkansas-Pine Bluff (11/17/18)

2019-20 SEASON GAME-BY-GAME

Opponent	Date	GS	Min	FG	FGA	Pct	3FG	3FGA	Pct	FT	FTA	Pct	O	D	Tot	Avg	PF	FO	A	TO	Blk	Stl	Pts	Avg
NORTHERN IOWA	NOV. 9		Did not play																					
at Iowa State	Nov. 12		Did not play																					
COPPIN STATE	NOV. 15		25	3	7	.429	0	1	.000	6	6	1.000	3	3	6	6.0	1	0	2	2	1	3	12	12.0
ROCKFORD	NOV. 16		22	1	5	.200	0	0	.000	4	5	.800	2	3	5	5.5	0	0	0	1	0	0	6	9.0
LONGWOOD	NOV. 18		27	4	6	.667	0	0	.000	6	6	1.000	3	2	5	5.3	0	0	2	2	0	2	14	10.7
at Western Illinois	Nov. 20		23	2	6	.333	0	1	.000	3	4	.750	1	3	4	5.0	1	0	2	0	0	0	7	9.8
at SIU Edwardsville	Nov. 23		27	3	8	.375	2	4	.500	4	5	.800	2	2	4	4.8	1	0	2	2	0	0	12	10.2
OAKLAND	NOV. 25																							
at Saint Mary's	Dec. 5																							
at UC Davis	Dec. 7																							
at Pittsburgh	Dec. 16																							
at Chicago State	Dec. 19																							
GREEN BAY	DEC. 21																							
at Buffalo*	Jan. 4																							
at Central Michigan*	Jan. 7																							
EASTERN MICH.*	JAN. 11																							
AKRON*	JAN. 14																							
at Bowling Green*	Jan. 18																							
at Kent State*	Jan. 21																							
WESTERN MICH.*	JAN. 25																							
OHIO*	JAN. 28																							
MIAMI*	FEB. 1																							
at Toledo*	Feb. 4																							
KENT STATE*	FEB. 8																							
at Ball State*	Feb. 11																							
at Miami*	Feb. 15																							
CENTRAL MICH.*	FEB. 22																							
at Eastern Michigan*	Feb. 25																							
at Western Michigan*	Feb. 29																							
TOLEDO*	MARCH 3																							
BALL STATE*	MARCH 6																							
Totals		0	124	13	32	.406	2	6	.333	23	26	.885	11	13	24	4.8	3	0	8	7	1	5	51	10.2

CAREER STATISTICS

Year	G	S	Min	Avg	FG	FGA	FG%	3FG	3FGA	3FG%	FT	FTA	FT%	Off	Def	Reb	Avg	Foul	DQ	Ast	Avg	TO	Avg	Blk	Avg	Stl	Avg	Pts	Avg
2018-19	32	0	495	15.5	32	81	.395	12	37	.324	20	27	.741	30	61	91	2.8	14	0	26	0.8	25	0.8	4	0.1	18	0.6	96	3.0
2019-20	5	0	124	24.8	13	32	.406	2	6	.333	23	26	.885	11	13	24	4.8	3	0	8	1.6	7	1.4	1	0.2	5	1.0	51	10.2
Career	37	0	619	16.7	45	113	.398	14	43	.326	43	53	.811	41	74	115	3.1	17	0	34	0.9	32	0.9	5	0.1	23	0.6	147	4.0



Nathan SCOTT

6-8 | 195 | Junior | Forward
Naperville, Ill. | Olney Central College

THE SCOTT FILE

- Averaging 9.6 points per game, shooting 42.9 percent (9-of-21) from three-point range during NIU's current five-game win streak.
- Scored a career-high 18 points, including 4-of-7 from three, with a career-best eight rebounds against Coppin State (Nov. 15).
- Made his first career start at Iowa State (Nov. 12).
- Played 17 minutes off the bench in his Division I debut against Northern Iowa (Nov. 9), scoring three points with seven rebounds and two blocks.
- Played two seasons as Olney Central College in Olney, Ill.
- Averaged 10.8 points and 5.7 rebounds per game, starting all 31 contests in 2018-19. Shot 55.7 percent from the field, 38.2 percent from three-point range and 76.9 percent from the free-throw line.
- Earned All-Region 24 and All-Great Rivers Athletic Conference honors in 2018-19
- Majoring in general studies.

2019-20 SEASON HIGHS

Points	18	Coppin State (11/15/19)
Field Goals	5	Coppin State (11/15/19)
Field Goal Attempts	12	Coppin State (11/15/19)
3-Point Field Goals	4	Coppin State (11/15/19)
3-Point Field Goal Attempts	7	Coppin State (11/15/19)
Free Throws	4	Coppin State (11/15/19)
Free Throw Attempts	6	Coppin State (11/15/19)
Rebounds	8	twice, last: Rockford (11/16/19)
Offensive Rebounds	5	Coppin State (11/15/19)
Defensive Rebounds	6	Rockford (11/16/19)
Assists	2	twice, last: at Western Illinois (11/20/19)
Turnovers	2	at Iowa State (11/12/19)
Blocks	2	Northern Iowa (1/9/19)
Steals	3	at Western Illinois (11/20/19)
Minutes	28	Coppin State (11/15/19)

CAREER HIGHS


Points	18	Coppin State (11/15/19)
Field Goals	5	Coppin State (11/15/19)
Field Goal Attempts	12	Coppin State (11/15/19)
3-Point Field Goals	4	Coppin State (11/15/19)
3-Point Field Goal Attempts	7	Coppin State (11/15/19)
Free Throws	4	Coppin State (11/15/19)
Free Throw Attempts	6	Coppin State (11/15/19)
Rebounds	8	twice, last: Rockford (11/16/19)
Offensive Rebounds	5	Coppin State (11/15/19)
Defensive Rebounds	6	Rockford (11/16/19)
Assists	2	twice, last: at Western Illinois (11/20/19)
Turnovers	2	at Iowa State (11/12/19)
Blocks	2	Northern Iowa (1/9/19)
Steals	3	at Western Illinois (11/20/19)
Minutes	28	Coppin State (11/15/19)

2019-20 SEASON GAME-BY-GAME

Opponent	Date	GS	Min	FG	FGA	Pct	3FG	3FGA	Pct	FT	FTA	Pct	O	D	Tot	Avg	PF	FO	A	TO	Blk	Stl	Pts	Avg
NORTHERN IOWA	NOV. 9		17	1	4	.250	0	2	.000	1	3	.333	3	4	7	7.0	1	0	0	0	2	0	3	3.0
at Iowa State	Nov. 12	*	10	0	1	.000	0	1	.000	0	0	.000	3	1	4	5.5	5	1	0	2	0	1	0	1.5
COPPIN STATE	NOV. 15	*	28	5	12	.417	4	7	.571	4	6	.667	5	3	8	6.3	2	0	2	1	1	0	18	7.0
ROCKFORD	NOV. 16	*	17	4	8	.500	0	1	.000	1	2	.500	2	6	8	6.8	1	0	1	0	1	1	9	7.5
LONGWOOD	NOV. 18	*	23	2	7	.286	1	4	.250	0	0	.000	1	2	3	6.0	2	0	0	1	1	0	5	7.0
at Western Illinois	Nov. 20		24	4	7	.571	3	5	.600	2	2	1.000	1	5	6	6.0	3	0	2	0	1	3	13	8.0
at SIU Edwardsville	Nov. 23		14	1	4	.250	1	4	.250	0	0	.000	1	3	4	5.7	0	0	1	1	1	0	3	7.3
OAKLAND	NOV. 25																							
at Saint Mary's	Dec. 5																							
at UC Davis	Dec. 7																							
at Pittsburgh	Dec. 16																							
at Chicago State	Dec. 19																							
GREEN BAY	DEC. 21																							
at Buffalo*	Jan. 4																							
at Central Michigan*	Jan. 7																							
EASTERN MICH.*	JAN. 11																							
AKRON*	JAN. 14																							
at Bowling Green*	Jan. 18																							
at Kent State*	Jan. 21																							
WESTERN MICH.*	JAN. 25																							
OHIO*	JAN. 28																							
MIAMI*	FEB. 1																							
at Toledo*	Feb. 4																							
KENT STATE*	FEB. 8																							
at Ball State*	Feb. 11																							
at Miami*	Feb. 15																							
CENTRAL MICH.*	FEB. 22																							
at Eastern Michigan*	Feb. 25																							
at Western Michigan*	Feb. 29																							
TOLEDO*	MARCH 3																							
BALL STATE*	MARCH 6																							
Totals		4	133	17	43	.395	9	24	.375	8	13	.615	16	24	40	5.7	14	1	6	5	7	5	51	7.3

CAREER STATISTICS

Year	G	S	Min	Avg	FG	FGA	FG%	3FG	3FGA	3FG%	FT	FTA	FT%	Off	Def	Reb	Avg	Foul	DQ	Ast	Avg	TO	Avg	Blk	Avg	Stl	Avg	Pts	Avg
2019-20	7	4	133	19.0	17	43	.395	9	24	.375	8	13	.615	16	24	40	5.7	14	1	6	0.9	5	0.7	7	1.0	5	0.7	51	7.3
Career	7	4	133	19.0	17	43	.395	9	24	.375	8	13	.615	16	24	40	5.7	14	1	6	0.9	5	0.7	7	1.0	5	0.7	51	7.3



Keenon COLE

6-7 | 200 | Freshman | Forward
Streamwood, Ill. | Streamwood

THE COLE FILE

- Scored a career-high eight points with six rebounds in 14 minutes against Rockford (Nov. 16).
- Played one minute off the bench in his collegiate debut against Northern Iowa (Nov. 9).
- Averaged 24.9 points and 10.5 rebounds per game as a senior at Streamwood High School.
- Named to the Champaign News-Gazette All-State Second Team, the Illinois Basketball Coaches Association Class 4A All-State Third Team and Illinois Associated Press Class 4A All-State honorable mention as a senior
- Major is undecided.

2019-20 SEASON HIGHS		
Points	8	Rockford (11/16/19)
Field Goals	3	Rockford (11/16/19)
Field Goal Attempts	5	twice, last: Rockford (11/16/19)
3-Point Field Goals		
3-Point Field Goal Attempts	1	at Iowa State (11/12/19)
Free Throws	2	Rockford (11/16/19)
Free Throw Attempts	3	Rockford (11/16/19)
Rebounds	6	twice, last: Rockford (11/16/19)
Offensive Rebounds	2	twice, last: Rockford (11/16/19)
Defensive Rebounds	4	twice, last: Rockford (11/16/19)
Assists		
Turnovers	1	Rockford (11/16/19)
Blocks	1	twice, last: Rockford (11/16/19)
Steals		
Minutes	16	at Iowa State (11/12/19)


CAREER HIGHS		
Points	8	Rockford (11/16/19)
Field Goals	3	Rockford (11/16/19)
Field Goal Attempts	5	twice, last: Rockford (11/16/19)
3-Point Field Goals		
3-Point Field Goal Attempts	1	at Iowa State (11/12/19)
Free Throws	2	Rockford (11/16/19)
Free Throw Attempts	3	Rockford (11/16/19)
Rebounds	6	twice, last: Rockford (11/16/19)
Offensive Rebounds	2	twice, last: Rockford (11/16/19)
Defensive Rebounds	4	twice, last: Rockford (11/16/19)
Assists		
Turnovers	1	Rockford (11/16/19)
Blocks	1	twice, last: Rockford (11/16/19)
Steals		
Minutes	16	at Iowa State (11/12/19)

2019-20 SEASON GAME-BY-GAME

Opponent	Date	GS	Min	FG	FGA	Pct	3FG	3FGA	Pct	FT	FTA	Pct	O	D	Tot	Avg	PF	FO	A	TO	Blk	Stl	Pts	Avg	
NORTHERN IOWA	NOV. 9		1	0	0	.000	0	0	.000	0	0	.000	0	0	0	0.0	0	0	0	0	0	0	0	0.0	
at Iowa State	Nov. 12		16	1	5	.200	0	1	.000	1	2	.500	2	4	6	3.0	1	0	0	0	1	0	3	1.5	
COPPIN STATE	NOV. 15		Did not play																						
ROCKFORD	NOV. 16		14	3	5	.600	0	0	.000	2	3	.667	2	4	6	4.0	0	0	0	1	1	0	8	3.7	
LONGWOOD	NOV. 18		Did not play																						
at Western Illinois	Nov. 20		Did not play																						
at SIU Edwardsville	Nov. 23		Did not play																						
OAKLAND	NOV. 25																								
at Saint Mary's	Dec. 5																								
at UC Davis	Dec. 7																								
at Pittsburgh	Dec. 16																								
at Chicago State	Dec. 19																								
GREEN BAY	DEC. 21																								
at Buffalo*	Jan. 4																								
at Central Michigan*	Jan. 7																								
EASTERN MICH.*	JAN. 11																								
AKRON*	JAN. 14																								
at Bowling Green*	Jan. 18																								
at Kent State*	Jan. 21																								
WESTERN MICH.*	JAN. 25																								
OHIO*	JAN. 28																								
MIAMI*	FEB. 1																								
at Toledo*	Feb. 4																								
KENT STATE*	FEB. 8																								
at Ball State*	Feb. 11																								
at Miami*	Feb. 15																								
CENTRAL MICH.*	FEB. 22																								
at Eastern Michigan*	Feb. 25																								
at Western Michigan*	Feb. 29																								
TOLEDO*	MARCH 3																								
BALL STATE*	MARCH 6																								
Totals			0	31	4	10	.400	0	1	.000	3	5	.600	4	8	12	4.0	1	0	0	1	2	0	11	3.7

CAREER STATISTICS

Year	G	S	Min	Avg	FG	FGA	FG%	3FG	3FGA	3FG%	FT	FTA	FT%	Off	Def	Reb	Avg	Foul	DQ	Ast	Avg	TO	Avg	Blk	Avg	Stl	Avg	Pts	Avg
2019-20	3	0	31	10.3	4	10	.400	0	1	.000	3	5	.600	4	8	12	4.0	1	0	0	0.0	1	0.3	2	0.7	0	0.0	11	3.7
Career	3	0	31	10.3	4	10	.400	0	1	.000	3	5	.600	4	8	12	4.0	1	0	0	0.0	1	0.3	2	0.7	0	0.0	11	3.7



Daniel FILIPPONE

6-1 | 175 | Freshman | Guard
Antioch, Ill. | Antioch Community

THE FILIPPONE FILE

- Averaged 25.5 points, 6.5 assists and 5.5 rebounds per game as a senior at Antioch Community High School, graduating as the school's all-time leading scorer.
- Shot 52.5 percent from the field, 43.5 percent from three-point range and 90 percent from the free-throw line.
- Earned All-State honorable mention recognition from the Champaign News-Gazette.
- Majoring in business administration.

2019-20 SEASON HIGHS

Points
Field Goals
Field Goal Attempts
3-Point Field Goals
3-Point Field Goal Attempts
Free Throws
Free Throw Attempts
Rebounds
Offensive Rebounds
Defensive Rebounds
Assists
Turnovers
Blocks
Steals
Minutes

CAREER HIGHS

Points
Field Goals
Field Goal Attempts
3-Point Field Goals
3-Point Field Goal Attempts
Free Throws
Free Throw Attempts
Rebounds
Offensive Rebounds
Defensive Rebounds
Assists
Turnovers
Blocks
Steals
Minutes

2019-20 SEASON GAME-BY-GAME

Opponent	Date	GS	Min	FG	FGA	Pct	3FG	3FGA	Pct	FT	FTA	Pct	O	D	Tot	Avg	PF	FO	A	TO	Blk	Stl	Pts	Avg
NORTHERN IOWA	NOV. 9			Did not play																				
at Iowa State	Nov. 12			Did not play																				
COPPIN STATE	NOV. 15			Did not play																				
ROCKFORD	NOV. 16			Did not play																				
LONGWOOD	NOV. 18			Did not play																				
at Western Illinois	Nov. 20			Did not play																				
at SIU Edwardsville	Nov. 23			Did not play																				
OAKLAND	NOV. 25																							
at Saint Mary's	Dec. 5																							
at UC Davis	Dec. 7																							
at Pittsburgh	Dec. 16																							
at Chicago State	Dec. 19																							
GREEN BAY	DEC. 21																							
at Buffalo*	Jan. 4																							
at Central Michigan*	Jan. 7																							
EASTERN MICH.*	JAN. 11																							
AKRON*	JAN. 14																							
at Bowling Green*	Jan. 18																							
at Kent State*	Jan. 21																							
WESTERN MICH.*	JAN. 25																							
OHIO*	JAN. 28																							
MIAMI*	FEB. 1																							
at Toledo*	Feb. 4																							
KENT STATE*	FEB. 8																							
at Ball State*	Feb. 11																							
at Miami*	Feb. 15																							
CENTRAL MICH.*	FEB. 22																							
at Eastern Michigan*	Feb. 25																							
at Western Michigan*	Feb. 29																							
TOLEDO*	MARCH 3																							
BALL STATE*	MARCH 6																							

Totals

CAREER STATISTICS

Year	G	S	Min	Avg	FG	FGA	FG%	3FG	3FGA	3FG%	FT	FTA	FT%	Off	Def	Reb	Avg	Foul	DQ	Ast	Avg	TO	Avg	Blk	Avg	Stl	Avg	Pts	Avg
2019-20																													
Career																													

2019-20: RESULTS

Record	Overall	Home	Away	Neutral
All Games	5-2	3-1	2-1	
Conference Games				
Non-Conference Games	5-2	3-1	2-1	

Date	Opponent	Result	Attendance	Top Scorer	Rebounds	Assists	Steals	Blocks
Nov. 5	Roosevelt (Exhibition)	W, 85-50	422	German (19)	Johnson (12)	Cochran (4)	Beane (2)	Scott (2)
Nov. 9	Northern Iowa	L, 64-54	1,003	German (21)	James (10)	four tied at (1)	Henry-Hayes (2)	Cochran (3)
							Mateen (2)	
Nov. 12	at Iowa State	L, 70-52	13,762	German (24)	Daow (7)	three tied at (1)	five tied at (1)	Cole (1)
								Hankerson (1)
Nov. 15	Coppin State^	W, 81-69	695	German (23)	Cochran (8)	German (3)	Beane (3)	three tied at (1)
					Scott (8)			
Nov. 16	Rockford^	W, 96-48	729	German (21)	Scott (8)	Daow (4)	Cochran (2)	five tied at (1)
							Henry-Hayes (2)	
Nov. 18	Longwood^	W, 65-48	601	Beane (14)	James (10)	German (4)	German (3)	James (4)
					McCarty (10)			
Nov. 20	at Western Illinois	W, 86-81	684	German (26)	McCarty (7)	German (6)	Scott (3)	three tied at (1)
Nov. 23	at SIU Edwardsville^	W, 68-64	627	German (23)	James (9)	German (3)	three tied at (2)	four tied at (1)
Nov. 25	Oakland							
Dec. 5	at Saint Mary's							
Dec. 7	at UC Davis							
Dec. 16	at Pittsburgh							
Dec. 19	at Chicago State							
Dec. 21	Green Bay							
Jan. 4	at Buffalo*							
Jan. 7	at Central Michigan*							
Jan. 11	Eastern Michigan*							
Jan. 14	Akron*							
Jan. 18	at Bowling Green*							
Jan. 21	at Kent State*							
Jan. 25	Western Michigan*							
Jan. 28	Ohio*							
Feb. 1	Miami*							
Feb. 4	at Toledo*							
Feb. 8	Kent State*							
Feb. 11	at Ball State*							
Feb. 15	at Miami*							
Feb. 22	Central Michigan*							
Feb. 25	at Eastern Michigan*							
Feb. 29	at Western Michigan*							
March 3	Toledo*							
March 6	Ball State*							

Mid-American Conference Tournament

March 9 First Round
 March 12 Quarterfinals
 March 13 Semifinals
 March 14 Final

* denotes Mid-American Conference games

^ denotes Collegiate Hoops Roadshow Presented by AtmosAir

2019-20: BOX SCORES



EXHIBITION

NIU: 85

Roosevelt: 50

November 5, 2019 • NIU Convocation Center
DeKalb, Ill.



DEKALB, Ill. – Eleven different players scored, including a game-high 19 points from senior Eugene German, as the Northern Illinois University men's basketball team topped Roosevelt, 85-50, in an exhibition game on Tuesday night (Nov. 5) at the NIU Convocation Center.

Junior Zaire Mateen added 10 points and junior Chris Johnson chipped in 12 rebounds in 15 minutes.

After a slow start on the offensive end, NIU used an 11-0 run to take a 20-4 lead just past the midway point of the opening half. German made a pair of triples during the burst and Mateen also added a trifecta as the Huskies raced out to the comfortable lead.

NIU scored the final 13 points to close the opening half as the Huskies took a 39-10 lead into the intermission.

German scored 14 in 11 first half minutes and the Huskies held Roosevelt to just 12.9 percent (4-of-31) shooting in the opening 20 minutes.

Both teams shot the ball better after the intermission as NIU went 15-of-32 (46.9 percent) from the field after the break and Roosevelt was 17-of-35 (48.6 percent).

Junior Nathan Scott scored nine points and added seven rebounds while freshman Tyler Cochran (Bolingbrook, Ill./Bolingbrook) had a game-high four assists, along with four points and six rebounds. NIU dished out 17 assists on 29 made field goals.

Quin Riggins scored 13 points to lead Roosevelt, Mark Johnson and Brian Kern each had seven rebounds for the Lakers.

No.	NIU	FG	3FG	FT	O-D	TOT	F	TP	A	TO	B	S	MIN
10	German, E.	7-10	3-6	2-2	0-2	2	0	19	1	2	0	1	14
25	Scott, N.	3-8	0-3	3-4	2-5	7	1	9	0	1	2	1	23
22	Henry-Hayes, R.	3-10	1-5	0-0	2-2	4	0	7	1	2	0	1	20
4	James, L.	1-6	0-1	4-9	6-2	8	1	6	2	3	1	1	22
1	Hankerson, T.	1-5	0-2	0-0	1-5	6	2	3	1	1	1	1	23
0	Johnson, C.	2-3	0-0	4-4	5-7	12	2	8	2	1	0	0	15
2	Daow, G.	3-6	0-1	1-2	2-3	5	2	7	1	0	0	1	18
5	Mateen, Z.	3-7	3-7	1-2	0-2	2	1	10	2	1	1	0	17
23	Cochran, T.	1-8	0-1	2-2	4-2	6	2	4	4	1	0	0	18
24	Beane, D.	3-5	0-0	1-2	0-3	3	0	7	1	1	0	2	18
32	Cole, K.	2-3	0-0	2-4	0-1	1	0	6	0	0	0	0	15
TEAM		1-2 3											
TOTALS		29-71	7-26	20-31	23-36	59	11	85	17	13	5	8	200
TOTAL FG%:		1st: 14-39 .359	2nd: 15-32 .469	Game: 29-71 .408									
3-PT FG%:		1st: 3-13 .231	2nd: 4-13 .308	Game: 7-26 .269									
FT%:		1st: 8-11 .727	2nd: 12-20 .600	Game: 20-31 .645									

No.	Roosevelt	FG	3FG	FT	O-D	TOT	F	TP	A	TO	B	S	MIN
1	Riggins, Q.	6-11	0-1	1-3	1-0	1	1	13	0	1	0	1	24
20	Myers, M.	3-10	0-2	1-2	0-1	1	3	7	2	0	0	0	25
30	Fuzak, B.	2-9	0-3	2-2	1-3	4	3	6	0	2	0	1	25
33	Storm, B.	2-5	2-4	0-0	0-3	3	2	6	0	1	0	0	24
1	Ramsahai, S.	1-7	0-2	2-2	0-1	1	1	4	0	3	0	2	27
0	Johnson, M.	3-5	0-0	0-0	1-6	7	3	6	1	4	0	0	22
12	Kern, B.	3-10	0-2	0-0	1-6	7	5	6	0	2	0	0	17
11	Haviland, C.	1-6	0-2	0-0	0-0	0	1	2	1	0	0	0	14
5	Archibald, T.	0-3	0-0	0-1	2-2	4	2	0	4	1	0	0	22
TEAM		5-5 10											
TOTALS		21-66	2-16	6-10	11-27	38	21	50	8	15	0	4	200
TOTAL FG%:		1st: 4-31 .129	2nd: 17-35 .486	Game: 21-66 .318									
3-PT FG%:		1st: 0-7 .000	2nd: 2-9 .222	Game: 2-16 .125									
FT%:		1st: 2-3 .667	2nd: 4-7 .571	Game: 6-10 .600									

Technical Fouls: none

Officials: Bobby Daw, Mike Kashirsky, John Washo

Attendance: 422

Score by Half

Roosevelt.....	10-40	50
NIU.....	39-46	85



GAME 1

NIU: 54

Northern Iowa: 64

November 9, 2019 • NIU Convocation Center



DEKALB, Ill. – Trailing by 16 at halftime, the Northern Illinois University men's basketball team fought back to within five but couldn't complete the comeback as the Huskies fell to Northern Iowa, 64-54, in their regular season opener on Saturday afternoon at the NIU Convocation Center. Senior Eugene German scored game-high 21 points but the Huskies were unable to overcome Northern Iowa's 50 percent shooting in the opening 20 minutes.

Senior Lacey James grabbed a game-high 10 rebounds, his 10th career double-figure rebounding contest.

Northern Iowa led by one, 13-12, when back-to-back baskets from James Betz helped push the Panthers lead to five, 17-12, with just over 11 minutes to play in the opening half.

A triple from German brought the Huskies back within a pair, but Northern Iowa answered with the next nine, ignited by a pair of triples from Noah Carter, to give the Panthers a 26-15 lead with 7:08 to play before the intermission.

NIU scored the next five on a layup from sophomore Trendon Hankerson and a triple by German to trim the Northern Iowa advantage to a half-dozen, but Northern Iowa used a 10-0 run to push its lead to 36-20 with 3:12 to play in the half.

Hankerson finished with nine points and five rebounds.

Junior Rod Henry-Hayes knocked down a triple to end the Northern Iowa run but the Panthers took a 40-24 lead into the intermission.

Henry-Hayes scored eight points and grabbed four rebounds.

German led all scorers with 13 in the opening half, Isaiah netted 11 first half points for Northern Iowa. The Panthers shot 50 percent (16-of-32) in the opening 20 minutes, including 5-of-12 (41.7 percent) from three-point range.

The Northern Iowa lead was 20 early in the second half when NIU went on a 9-0 run. Henry-Hayes opened the burst with a basket, junior Zaire Mateen scored the next four and Hankerson knocked in a trifecta, cutting the Northern Iowa lead to 48-37 and forcing a Panther timeout.

A pair of free throws halted the NIU run, but the Huskies then used an 8-2 burst to get within five with just under eight minutes to play. German made a pair of layups; junior Nathan Scott added a basket and Hankerson scored on a put-back to trim the Northern Iowa lead to 52-47.

The two teams traded baskets before a five-point Panther burst stretched the Northern Iowa advantage to 62-51 with three minutes left, ending any hopes of a Huskie comeback.

Brown led Northern Iowa with 17 points, AJ Green and Tywhon Pickford each added nine points for the Panthers.

No.	NIU	FG	3FG	FT	O-D	TOT	F	TP	A	TO	B	S	MIN
4	James, L.	1-5	0-1	2-3	4-6	10	3	4	0	4	0	0	30
1	Hankerson, T.	4-8	1-2	0-0	1-4	5	1	9	1	1	0	1	34
10	German, E.	9-24	3-9	0-0	0-4	4	2	21	0	1	0	0	34
22	Henry-Hayes, R.	3-9	2-5	0-0	1-3	4	3	8	1	0	0	2	30
23	Cochran, T.	2-6	0-1	1-1	0-3	3	4	5	0	2	3	1	24
0	Johnson, C.	0-1	0-0	0-0	3-1	4	0	0	1	0	0	0	10
5	Mateen, Z.	2-6	0-3	0-0	0-0	0	1	4	1	0	0	2	20
25	Scott, N.	1-4	0-2	1-3	3-4	7	1	3	0	0	2	0	17
32	Cole, K.	0-0	0-0	0-0	0-0	0	0	0	0	0	0	0	1
TEAM		0-3 3											
TOTALS		22-63	6-23	4-7	12-28	40	15	54	4	9	5	6	200
TOTAL FG%:		1st: 9-30 .300	2nd: 13-33 .394	Game: 22-63 .349									
3-PT FG%:		1st: 5-14 .357	2nd: 1-9 .111	Game: 6-23 .261									
FT%:		1st: 1-1 1.00	2nd: 3-6 .500	Game: 4-7 .571									

No.	Northern Iowa	FG	3FG	FT	O-D	TOT	F	TP	A	TO	B	S	MIN
50	Phyfe, A.	3-5	0-0	2-3	2-2	4	2	8	3	1	1	0	25
4	Green, AJ	4-13	1-5	0-1	0-5	5	3	9	3	3	0	0	32
11	Berhow, T.	3-12	1-6	0-0	1-6	7	2	7	1	0	0	0	29
24	Brown, I.	6-8	5-6	0-0	1-2	3	0	17	0	0	0	0	30
30	Haldeman, S.	0-4	0-3	2-2	1-3	4	2	2	2	1	0	0	32
3	Pickford, T.	4-8	0-1	1-2	2-4	6	1	9	3	1	0	1	26
22	Kimmons, A.	0-0	0-0	0-0	0-0	0	0	0	0	0	0	0	4
32	Betz, J.	3-7	0-2	0-0	1-1	2	2	6	0	1	1	0	14
35	Carter, N.	2-4	2-4	0-0	0-3	3	1	6	0	0	0	0	8
TEAM		2-5 7											
TOTALS		25-61	9-27	5-8	10-31	41	13	64	12	7	2	1	200
TOTAL FG%:		1st: 16-32 .500	2nd: 9-29 .310	Game: 25-61 .410									
3-PT FG%:		1st: 5-12 .416	2nd: 4-15 .267	Game: 9-27 .333									
FT%:		1st: 3-4 .750	2nd: 2-4 .500	Game: 5-8 .625									

Technical Fouls: none

Officials: Chris Beaver, Brian McAnally, Jon Campbell

Attendance: 1,003

Score by Half

Northern Iowa.....	40-24	64
NIU.....	24-30	54



GAME 2

NIU: 52

Iowa State: 70

November 12, 2019 • Hilton Coliseum



AMES, Iowa – For 20 minutes, the Northern Illinois University men's basketball team went toe-to-toe with Iowa State, but a big second half from the Cyclones helped Iowa State to a 70-52 victory over the Huskies on Tuesday night (Nov. 12) at Hilton Coliseum.

Senior Eugene German scored a game-high 24 points, 17 of which came in the first half, and grabbed six rebounds as NIU held a three-point lead at the intermission.

NIU jumped out to a 7-2 lead in the opening four minutes of the contest. A five-point burst on a layup from senior Lacey James and a triple from German helped give the Huskies the early advantage.

Iowa State scored the next five to pull even, but another trifecta from German and a free throw by junior Chris Johnson helped NIU regain the lead, 11-7, with 13:13 to play in the opening half.

Leading by three, freshman Tyler Cochran scored off an offensive rebound and German hit sophomore Trendon Hankerson on the wing for a triple as the Huskies took a 23-15 lead with just under eight minutes to play before the break, forcing a Cyclone timeout.

A triple from junior Rod Henry-Hayes pushed the Huskies advantage to 26-15, but Iowa State responded with an 12-3 burst to cut the NIU lead to just a pair, 29-27, with just under four minutes left before the intermission.

NIU held off the Cyclones over the final four minutes of the opening stanza as the Huskies took a 34-31 lead into the break. NIU shot 44.4 percent (12-of-27) in the first half, including 4-of-9 from three-point range, while holding Iowa State to just 34.5 percent (10-of-29) shooting and 1-of-12 from beyond the arc.

Iowa State raced out to a 9-2 start to the second half, taking a 40-36 lead and forcing a Huskie timeout just three minutes into the second 20 period.

After a layup on the break from German trimmed the Iowa State lead back to a pair, the Cyclones went on a 17-2 run as their lead ballooned to 57-40 with just under nine minutes left.

The Cyclones shot 51.6 percent (16-of-31) from the field in the second half while holding NIU to just 18.2 percent (6-of-33) shooting.

Rasir Bolton scored a team-high 17 points to lead Iowa State, Solomon Young chipping in 15 points while Michael Jacobson scored nine points and grabbed a game-high 12 rebounds.

No.	NIU	FG	3FG	FT	O-D	TOT	F	TP	A	TO	B	S	MIN
4	James, L.	2-6	0-1	1-2	1-4	5	2	5	0	1	0	1	28
25	Scott, N.	0-1	0-1	0-0	3-1	4	5	0	0	2	0	1	10
1	Hankerson, T.	2-5	2-2	0-0	2-3	5	3	6	1	3	1	0	26
10	German, E.	8-27	3-11	5-6	1-5	6	2	24	1	3	0	1	34
22	Henry-Hayes, R.	2-8	1-4	1-2	0-1	1	0	6	0	1	0	1	19
0	Johnson, C.	0-0	0-0	1-2	3-2	5	3	1	0	1	0	1	19
2	Daow, G.	1-1	0-0	0-2	2-5	7	1	2	0	4	0	0	21
5	Mateen, Z.	0-2	0-2	0-0	0-0	0	1	0	0	2	0	0	6
23	Cochran, T.	2-5	1-2	0-0	2-2	4	1	5	1	2	0	0	21
32	Cole, K.	1-5	0-1	1-2	2-4	6	1	3	0	0	1	0	16
TEAM					3-1		4				1		
TOTALS		18-60		7-24	9-16	19-28	47	19	52	3	20	2	5 200
3-PT FG%:		1st:	12-27	.444	2nd:	6-33	.182	Game:		18-60	.300		
FT%:		1st:	4-9	.444	2nd:	3-15	.200	Game:		7-24	.292		
FT%:		1st:	6-11	.545	2nd:	3-5	.600	Game:		9-16	.563		

2019-20: BOX SCORES



GAME3
NIU: 81



Coppin State: 69

**November 15, 2019 • NIU Convocation Center
DeKalb, Ill.**

DEKALB, Ill. – Four players scored in double figures and seven grabbed at least five rebounds as the Northern Illinois University men's basketball team topped Coppin State, 81-69, on Friday night (Nov. 15) at the NIU Convocation Center.

Senior Eugene German scored a game-high 23 points, junior Nathan Scott had a career-best 18, sophomore Darius Beane added 12 points and senior Lacey James chipped in 11 as the Huskies never trailed against the Eagle.

NIU jumped out to an 11-5 lead in the opening four minutes as James scored four points and Scott had five-straight to give the Huskies the early advantage.

Scott grabbed a game-high eight rebounds to go along with his 18 points in the contest, freshman Tyler Cochran also grabbed eight boards.

A basket by Beane pushed the NIU lead to 16-7 before Coppin State answered with the next eight to cut the Huskie advantage to just one, 16-15, with a little over 11 minutes to play in the opening half.

Coppin State tied the game at 18 before the Huskies used a 10-2 burst to move back in front by eight. Scott scored the first four of the run, German added a pair and Beane scored the final four as the Huskies led, 28-20, with 5:47 left before the intermission.

The Huskies led by five before closing the half with a 6-3 spurt, with all six coming from the free-throw line, to take a 37-29 lead into halftime.

Scott had a team-high 11 points at the intermission, German and Beane each had eight points at the break.

Coppin State used an 8-1 run to open the second half to cut the Huskie lead to just a pair, 39-37, less than two minutes into the second stanza.

NIU responded with a 9-1 burst as the Huskie lead ballooned back to double-digits. German canned a triple and Beane converted a pair at the line to close the run as the Huskies led, 48-38, with 14:11 to go.

The Eagles came right back to close within a half-dozen until Scott scored seven-straight, one from the free-throw line before back-to-back triples, as NIU pushed its lead to 58-45 with a little over nine minutes remaining.

Coppin State closed the gap to 10 with 3:18 left before three points from James and a pair of free throws by German pushed the Huskie advantage to 73-58, putting the game away.

German finished with seven rebounds and three assists to go along with his 23 points, Beane grabbed six rebounds and registered three steals.

No.	NIU	FG	3FG	FT	O-D	TOT	F	TP	A	T	B	S	MIN
4	James, L.	4-10	0-1	3-4	1-4	5	4	11	1	2	1	1	23
25	Scott, N.	5-12	4-7	4-6	5-3	8	2	18	2	1	1	0	28
1	Hankerson, T.	3-6	1-3	0-0	0-5	5	2	7	2	4	0	1	33
2	Daow, G.	2-4	0-1	2-2	0-5	5	1	6	0	2	0	0	15
10	German, E.	6-14	2-8	9-12	0-7	7	2	23	3	4	0	0	39
0	Johnson, C.	0-1	0-0	2-4	2-1	3	1	2	0	0	0	0	9
11	McCarty, N.	1-2	0-1	0-0	0-0	1	2	2	0	0	0	0	10
22	Henry-Hayes, R.	0-1	0-1	0-0	0-0	0	1	0	0	1	0	0	4
23	Cochran, T.	0-4	0-0	0-0	4-4	8	1	0	0	2	0	0	14
24	Beane, D.	3-7	0-1	6-6	3-3	6	1	12	2	2	1	3	25
TEAM		0-4 4											
TOTALS		24-61	7-23	26-34	15-36	51	16	81	10	20	3	5	200
TOTAL FG%:		1st: 11-32 .344	2nd: 13-29 .448	Game: 24-61 .393									
3-PT FG%:		1st: 3-14 .214	2nd: 4-9 .444	Game: 7-23 .304									
FT%:		1st: 12-16 .750	2nd: 14-18 .778	Game: 26-34 .765									

No.	Coppin State	FG	3FG	FT	O-D	TOT	F	TP	A	T	B	S	MIN
10	Thomas, K.	1-4	0-0	2-2	2-3	5	5	4	0	3	0	1	24
35	Medley-Bacon, B.	0-0	0-0	1-2	0-2	2	4	1	0	2	0	0	13
2	McKnight, K.	6-14	2-8	1-2	0-1	1	4	15	0	3	0	1	30
13	Clayton, D.	6-11	1-3	4-6	1-4	5	2	17	6	1	0	2	36
14	Robinson, An.	5-17	5-15	1-2	0-5	5	3	16	0	2	1	2	34
0	Robinson, Aa.	3-9	2-7	0-0	3-3	6	2	8	3	1	0	0	25
1	Williams, I.	0-2	0-2	0-0	0-1	1	1	0	0	0	0	0	11
3	Ring, G.	0-0	0-0	0-0	0-0	0	0	0	0	1	0	0	3
4	Marshall, N.	1-2	0-1	3-4	1-3	4	4	5	0	3	0	0	11
5	James, R.	1-2	0-1	0-0	0-0	0	2	0	0	0	1	7	22
20	Hardwick, J.	0-1	0-0	1-2	0-2	2	3	1	0	1	0	0	6
TEAM		0-2 2											
TOTALS		23-62	10-37	13-20	7-26	33	28	69	9	17	3	7	200
TOTAL FG%:		1st: 10-26 .385	2nd: 13-36 .361	Game: 23-62 .371									
3-PT FG%:		1st: 4-16 .250	2nd: 6-21 .286	Game: 10-37 .270									
FT%:		1st: 5-8 .625	2nd: 8-12 .667	Game: 13-20 .650									

Technical Fouls: Coppin State - Thomas, McKnight

Officials: Dan Dorian, Dave Cronin, Jim Schipper

Attendance: 695

Score by Half

Coppin State29-40 69

NIU37-44 81



GAME4
NIU: 96



Rockford: 48

**November 16, 2019 • NIU Convocation Center
DeKalb, Ill.**

DEKALB, Ill. – The Northern Illinois University men's basketball team picked up its second win in as many days as the Huskies defeated Rockford University, 96-48, on Saturday afternoon (Nov. 16) at the NIU Convocation Center. NIU shot 51.5 percent (34-of-66) from the field, including 47.4 percent (9-of-19) from three-point range, in the victory.

Senior Eugene German scored a team-high 21 points, sophomore Trendon Hankerson and freshman Tyler Cochran each added 11 points while junior Chris Johnson chipped in 10 points.

After NIU scored the first four points of the contest, Rockford made a trio of triples in the opening six minutes to lead, 12-8, in the early going.

The Regents lead was three when NIU went on a 16-3 run to take a 27-17 lead with eight minutes left in the opening half. German scored the first nine during the run, including a four-point play as he was fouled on a three-point shot, Hankerson added a basket as the burst reached 11-0. After the fourth triple of the game from Rockford, NIU scored the next five, capped by a wing triple from junior Rod Henry-Hayes, as the NIU lead grew to 10.

After another triple by Rockford, NIU scored the next nine, three from junior Nathan Scott and two each from Johnson, sophomore Darius Beane and junior Gaigres Daow, as the Huskies took a 36-20 lead with 4:11 left before the break.

Scott just missed a double-double with nine points and eight rebounds, Daow dished out a game-high four assists.

Rockford trimmed the NIU lead back to a dozen before the Huskies scored the final six of the half to take a 46-28 lead into the intermission.

A short jumper from Scott and a triple by Hankerson, off an assist from Scott, helped the Huskies push the lead to 51-28 in the opening minute of the second half.

Hankerson made another triple and senior Lacey James scored seven points in the first four minutes of the second stanza as the NIU advantage grew to 61-34 as the Huskies cruised to the victory.

All 11 Huskies that played in the contest scored and grabbed at least one rebound. The Huskies also dished out a season-high 18 assists, with six different players recording at least two assists.

Rockford's Brandon Emerick scored a game-high 28 points on 11-of-22 shooting, including 6-of-16 from beyond the arc. As a team, the Regents shot 32.3 percent (20-of-62) in the contest, 24.1 percent (7-of-29) from three-point range.

No.	NIU	FG	3FG	FT	O-D	TOT	F	TP	A	TO	B	S	MIN
4	James, L.	2-3	1-1	2-2	1-1	2	3	7	1	3	0	1	11
25	Scott, N.	4-8	0-1	1-2	2-6	8	1	9	1	0	1	1	17
1	Hankerson, T.	4-4	2-2	1-1	0-3	3	2	11	3	2	1	1	19
2	Daow, G.	3-5	0-0	0-0	0-2	2	2	6	4	2	0	0	24
10	German, E.	7-14	3-7	4-5	1-3	4	0	21	2	0	1	0	25
0	Johnson, C.	3-4	0-0	4-10	3-2	5	1	10	0	0	0	0	17
11	McCarty, N.	0-5	0-1	1-2	2-2	4	0	1	2	0	0	0	14
22	Henry-Hayes, R.	2-5	2-4	0-0	0-1	1	1	6	3	0	0	2	13
23	Cochran, T.	5-8	1-3	0-0	2-4	6	1	11	2	2	1	2	24
24	Beane, D.	1-5	0-0	4-5	2-3	5	0	6	0	1	0	0	22
32	Cole, K.	3-5	0-0	2-3	2-4	6	0	8	0	1	1	0	14
TEAM		3-2 5											
TOTALS		34-66	9-19	19-30	18-33	51	11	96	18	11	5	7	200
TOTAL FG%:		1st: 16-32 .500	2nd: 18-34 .529	Game: 34-66 .515									
3-PT FG%:		1st: 4-8 .500	2nd: 5-11 .455	Game: 9-19 .474									
FT%:		1st: 10-17 .588	2nd: 9-13 .692	Game: 19-30 .633									

No.	Rockford	FG	3FG	FT	O-D	TOT	F	TP	A	T	B	S	MIN
23	Rivera, J.	3-6	0-0	0-0	0-1	1	4	6	0	0	0	0	15
2	Emerick, B.	11-22	6-16	0-0	2-1	3	1	28	2	2	0	0	32
14	Singleton, A.	2-6	0-1	0-0	1-4	5	0	4	3	4	0	1	29
21	Eugene, V.	0-1	0-0	1-2	1-4	5	3	1	1	2	0	1	23
30	Shaw, K.	0-3	0-2	0-0	2-1	3	3	0	0	4	1	0	20
1	Ripato, C.	0-1	0-0	0-0	0-0	0	0	0	1	0	0	1	6
5	Kidd, J.	0-2	0-1	0-0	0-1	1	1	0	1	0	0	0	14
10	Little, Z.	0-2	0-1	0-0	0-0	0	0	0	0	1	0	0	2
11	Stevens, J.	2-6	1-3	0-0	0-1	1	2	5	0	0	0	0	18
13	Shead, N.	2-11	0-5	0-0	0-1	1	3	4	1	2	2	0	21
24	Bode, A.	0-1	0-0	0-0	0-5	5	2	0	1	2	0	0	16
35	Burzawa, Z.	0-0	0-0	0-0	0-0	0	1	0	0	1	0	0	2
44	Harn, C.	0-1	0-0	0-0	0-0	0	2	0	0	0	0	0	2
TEAM		4-1 5 1											
TOTALS		20-62	7-29	1-2	10-20	30	22	48	10	19	3	3	200
TOTAL FG%:		1st: 11-30 .367	2nd: 9-32 .281	Game: 20-62 .323									
3-PT FG%:		1st: 5-14 .357	2nd: 2-15 .133	Game: 7-29 .241									
FT%:		1st: 1-2 .500	2nd: 0-0 .000	Game: 1-2 .500									

Technical Fouls: none

Officials: Greg Langsdorf, Brad Clauss, Ed Phillips

Attendance: 729

Score by Half

Rockford.....28-20 48

NIU46-50 96



GAME5
NIU: 65



Longwood: 48

**November 18, 2019 • NIU Convocation Center
DeKalb, Ill.**

DEKALB, Ill. – The Northern Illinois University men's basketball team held Longwood to just 28.1 percent (16-of-57) shooting as the Huskies defeated the Lancers, 65-48, on Monday night (Nov. 18) at the NIU Convocation Center. Sophomore Darius Beane scored a team-high 14 points while seniors Lacey James and Noah McCarty each posted double-doubles.

James finished with 11 points and 10 rebounds while McCarty had 10 points and 10 rebounds. It was the first time NIU had two players record double-doubles in the same game since November 9, 2018 against Northern Kentucky (Levi Bradley and Lacey James). Senior Eugene German finished with 12 points.

NIU and Longwood went back-and-forth in the early going as junior Nathan Scott and freshman Tyler Cochran each knocked down triples to get the Huskies going early.

With Longwood in front by one, NIU used a 13-0 run to take a 22-10 lead just before the midway point of the opening half. Beane opened the run with a layup off a steal, junior Zaire Mateen added another layup off a Lancer turnover before Beane converted a pair at the line. A triple from German, a bucket from Scott and a layup by German closed the Huskie run as NIU went in front by a dozen.

Longwood scored the next five to cut the Huskie lead back to seven until another bucket from Beane and a pair of free throws by sophomore Trendon Hankerson.

Hankerson finished with eight points pushed the NIU advantage to 26-15 with six minutes left in the half.

Both teams lived at the free-throw line over the final six minutes of the half, each going 6-of-8 from the charity stripe as the Huskies took a 10-point lead, 34-24, in the intermission.

2019-20: BOX SCORES



GAME 6
NIU: 86



Western Illinois: 81
November 20, 2019 • Western Hall
Macomb, Ill.

MACOMB, Ill. – In a wild, offensive slugfest, the Northern Illinois University men's basketball team made just enough plays to outlast Western Illinois, downing the Leathernecks 86-81 on Wednesday night (Nov. 20) at Western Hall. Senior Eugene German scored a team-high 26 points and dished out six assists to help lead the Huskies to the five-point win.

NIU shot 50 percent (32-of-64) from the field in the contest and 46.2 percent (12-of-26) from behind the three-point line. Western Illinois shot 46.8 percent (29-of-62) from the field and 52.2 percent (12-of-23) from three.

Sophomore Trendon Hankerson and junior Nathan Scott each scored 13 points while seniors Lacey James and Noah McCarty each finished just shy of double figures with nine.

Both teams were firing on all cylinders offensively as Western Illinois held a 13-11 lead just over five minutes into the contest.

NIU then used an 11-2 run to take a 22-15 lead with 11:12 left in the opening half. German scored the first four in the burst, Scott added the next five and sophomore Darius Beane capped it with a steal and dunk as the Huskies took a seven-point lead.

Western Illinois answered right back with the next six to trim the Huskie advantage to 22-21. With the game tied at 28, a triple by Ben Pyle gave the Leathernecks a three-point lead with just under six minutes to play before the intermission.

NIU then went on a 13-2 run to take an eight-point lead, 41-33. Hankerson ignited the run with triple, Scott also connected from long range during the run while German added a pair of buckets, junior Gaiges Daow made a jumper and Beane made a free throw to close the run with 40 seconds left in the half.

Western Illinois hit a triple on its final possession of the half to trim the NIU advantage to five, 41-36, at the break.

NIU pounded the ball into the post early in the second half with a pair of buckets from James and one from McCarty. A triple from German after the McCarty basket gave the Huskies a nine-point lead, 50-41, three minutes into the second half.

With the Huskies in front by eight, Western Illinois went on an 8-2 run to trim the NIU lead to just a pair, 65-63.

NIU's lead with four, 69-65, until back-to-back baskets from German helped the lead climb back to eight with 6:21 to go. The lead reached nine but the Leathernecks again had an answer, trimming the NIU advantage right back to four, 82-78, with less than two minutes left.

Hankerson converted for NIU on the next possession as the Huskies led by a half-dozen with a little over a minute to play. After Western Illinois split a pair of free throws, McCarty made a pair at the line to put the game out of reach.

No.	NIU	FG	3FG	FT	O-D	TOT	F	TP	A	TB	S	MIN
4	James, L.	4-9	1-3	0-0	3-2	5	0	9	0	2	0	19
11	McCarty, N.	2-7	0-2	5-7	1-6	7	4	9	3	2	0	25
1	Hankerson, T.	5-9	3-5	0-0	0-2	2	1	13	2	0	0	33
2	Daow, G.	2-5	0-1	0-0	1-0	1	2	4	1	0	0	16
10	German, E.	11-17	4-7	0-1	0-6	6	1	26	6	2	1	34
0	Johnson, C.	0-1	0-0	0-0	0-2	2	0	0	0	0	1	9
5	Mateen, Z.	2-3	1-2	0-0	0-1	1	0	5	1	0	0	6
22	Henry-Hayes, R.	0-0	0-0	0-0	0-0	0	0	0	0	0	0	2
23	Cochran, T.	0-0	0-0	0-0	0-0	0	1	0	0	1	0	9
24	Beane, D.	2-6	0-1	3-4	1-3	4	1	7	2	0	0	23
25	Scott, N.	4-7	3-5	2-2	1-5	6	3	13	2	0	1	24
TEAM		1-0 1										
TOTALS		32-64 12-26 10-14 8-27 35 13 86 17 7 3 4 200										
TOTAL FG%:		1st: 16-33 .485	2nd: 16-31 .516		Game: 32-64 .500							
3-PT FG%:		1st: 8-15 .533	2nd: 4-11 .364		Game: 12-26 .462							
FT%:		1st: 1-3 .333	2nd: 9-11 .818		Game: 10-14 .714							

No.	Western Illinois	FG	3FG	FT	O-D	TOT	F	TP	A	TB	S	MIN
15	Pyle, B.	3-4	3-3	0-0	0-4	4	1	9	3	1	0	32
24	Claar, J.	5-6	0-0	0-0	1-4	5	2	10	0	3	0	29
1	Young, Z.	5-14	2-5	4-4	1-6	7	1	16	4	2	0	34
10	Webster, K.	8-17	5-8	5-6	0-5	3	3	26	7	1	0	35
40	Duff, C.J.	3-9	1-4	2-2	2-1	3	3	9	3	4	0	31
2	King, J.	2-5	1-3	0-0	0-5	5	2	5	1	0	1	16
14	Jones, A.	0-0	0-0	0-0	0-0	0	0	0	0	0	0	4
22	Allen, D.	0-1	0-0	0-0	0-0	0	1	0	0	0	0	8
32	Smith, R.	0-1	0-0	0-0	0-0	0	0	0	0	0	0	3
42	Arrington, K.	3-5	0-0	0-0	1-2	3	4	6	0	0	0	8
TEAM		1-0 1										
TOTALS		29-62 12-23 11-12 6-27 33 17 81 18 8 4 1 200										
TOTAL FG%:		1st: 13-28 .464	2nd: 16-34 .471		Game: 29-62 .468							
3-PT FG%:		1st: 7-10 .700	2nd: 5-13 .385		Game: 12-23 .522							
FT%:		1st: 3-3 1.00	2nd: 8-9 .889		Game: 11-12 .917							

Technical Fouls: NIU - Beane

Officials: Bryan Anslinger, Robert Felder, Leon Wilson

Attendance: 684

Score by Half

NIU41-45 86

Western Illinois36-45 81



GAME 7
NIU: 68



SIU Edwardsville: 64
November 23, 2019 • First Community Arena
Edwardsville, Ill.

EDWARDSVILLE, Ill. – Senior Eugene German converted a four-point play with 10 seconds remaining as the Northern Illinois University men's basketball team rallied to beat SIU Edwardsville, 68-64, on Saturday afternoon (Nov. 23) at First Community Arena.

Sophomore Darius Beane scored 13 points and senior Lacey James had 10 points and a team-high nine rebounds.

With just over two minutes left, Beane tipped in a missed layup as the Huskies went in front by three, 61-58. SIU Edwardsville scored the next five as the Cougars took a two-point lead, 63-61, on a layup by Tyresse Williford with 24 seconds left.

On the next possession, German pulled up for three and drained the shot while being fouled, putting the Huskies up by one. The senior from Gary, Ind., made the free throw to give NIU a two-point lead.

After SIU Edwardsville split a pair of free throws, sophomore Trendon Hankerson converted twice from the line putting NIU up by three with four seconds left. A Cougar turnover gave the ball back to the Huskies and German split a pair of free throws to give NIU the four-point victory.

SIU Edwardsville scored the first five as the Cougars jumped out to the early lead. A triple from Beane, off a feed from senior Noah McCarty, got the Huskie offense started and, trailing by four, 13-9, NIU went on a 13-0 run to take its first lead of the contest.

Junior Nathan Scott opened the burst with a triple, German added a deep three, McCarty scored off a drop-off from German, Hankerson hit a pair at the line and junior Zaire Mateen connected from long range as the Huskies took a 22-13 lead with just over eight minutes to play in the opening half.

The Cougars scored the next five to cut the Huskie advantage to four, 22-18, but James scored the next six for NIU as a 6-2 burst pushed the lead to 28-20 with 3:13 left before the intermission.

SIU Edwardsville used a 9-3 run to close the game to cut the NIU lead to just a pair, 34-32, at the break.

The Cougars scored six of the first eight out of the intermission to take a 38-36 lead less than four minutes into the second half.

SIU Edwardsville's lead grew to as much as four but a wing triple from freshman Tyler Cochran, off a find from McCarty, tied the contest at 51 with just under nine minutes left and NIU went back in front when German made a pair of free throws with 8:04 remaining.

NIU trailed by a pair when German finished a pair at the rim, kissing the second off the high glass, to put the Huskies back in front, 57-55, with just over four minutes to play, setting up the game's final moments.

No.	NIU	FG	3FG	FT	O-D	TOT	F	TP	A	TB	S	MIN
4	James, L.	4-9	0-1	2-2	2-7	9	2	10	2	2	1	33
11	McCarty, N.	3-11	1-5	0-0	2-5	7	2	7	2	3	1	29
1	Hankerson, T.	0-0	0-0	4-4	0-1	1	3	4	2	4	0	28
2	Daow, G.	0-1	0-1	0-0	0-1	1	0	0	0	0	0	8
10	German, E.	7-14	3-5	6-8	0-0	0	2	23	3	4	1	32
0	Johnson, C.	0-1	0-0	0-0	0-1	1	0	0	0	0	0	4
5	Mateen, Z.	1-2	1-2	0-0	0-0	0	0	3	0	0	0	3
23	Cochran, T.	2-4	2-2	0-0	1-5	6	2	6	2	1	0	22
24	Beane, D.	3-8	2-4	4-5	2-2	4	1	12	2	2	0	27
25	Scott, N.	1-4	1-4	0-0	1-3	4	0	3	1	1	1	14
TEAM		4-0 4										
TOTALS		21-54 10-24 16-19 12-25 37 12 68 14 17 4 7 200										
TOTAL FG%:		1st: 12-30 .400	2nd: 9-24 .375		Game: 21-54 .389							
3-PT FG%:		1st: 6-13 .462	2nd: 4-11 .364		Game: 10-24 .417							
FT%:		1st: 4-5 .800	2nd: 12-14 .857		Game: 16-19 .842							

No.	SIU Edwardsville	FG	3FG	FT	O-D	TOT	F	TP	A	TB	S	MIN
30	Uzuegbunem, A.	0-2	0-0	0-0	0-2	2	4	0	0	1	1	17
1	Duling, K.	2-3	0-1	1-1	0-0	0	5	5	2	3	0	22
5	Adewunmi, M.	4-9	2-3	4-6	0-9	9	0	14	1	2	1	33
11	Williford, T.	8-12	1-3	1-2	0-3	3	2	18	8	4	0	30
14	Moore, Z.	6-11	1-4	2-2	1-2	3	1	15	6	3	0	33
0	Martin, T.	0-0	0-0	0-0	0-0	0	2	0	0	0	0	4
22	Benton, J.	1-1	0-0	0-0	0-0	0	0	2	0	0	0	3
24	Williams, C.	1-4	0-2	2-2	0-1	1	4	4	0	0	0	14
32	Jackson, B.	2-8	0-1	0-0	1-4	5	1	4	1	2	1	25
42	Wright, S.	1-1	0-0	0-0	0-0	0	0	2	0	0	0	1
52	James, I.	0-1	0-1	0-0	0-0	0	0	0	0	0	0	13
TEAM		1-2 3										
TOTALS		25-52 4-15 10-13 3-23 26 19 64 18 15 3 6 200										
TOTAL FG%:		1st: 13-26 .500	2nd: 12-26 .462		Game: 25-52 .481							
3-PT FG%:		1st: 2-7 .286	2nd: 2-8 .250		Game: 4-15 .267							
FT%:		1st: 4-5 .800	2nd: 6-8 .750		Game: 10-13 .769							

Technical Fouls: SIUE - Williford

Officials: Tyler Kumpf, Patrick Rock, Ron Gengenbacher

Attendance: 627

Score by Half

NIU34-34 68

SIU Edwardsville32-32 64

2019-20 NIU Basketball
Northern Illinois Combined Team Statistics (as of Nov 23, 2019)
All games

RECORD:	OVERALL	HOME	AWAY	NEUTRAL
ALL GAMES	5-2	3-1	2-1	0-0
CONFERENCE	0-0	0-0	0-0	0-0
NON-CONFERENCE	5-2	3-1	2-1	0-0

#	Player	gp-gs	min	avg	Total		3-Point		F-Throw		Rebounds								a	to	blk	stl	pts	avg
					fg-fga	fg%	3fg-fga	3fg%	ft-fa	ft%	off	def	tot	avg	pf	dq								
10	German, Eugene	7-7	229	32.7	51-121	.421	19-53	.358	29-40	.725	2	28	30	4.3	10	0	19	16	3	7	150	21.4		
24	Beane, Darius	5-0	124	24.8	13-32	.406	2-6	.333	23-26	.885	11	13	24	4.8	3	0	8	7	1	5	51	10.2		
01	Hankerson, Trendon	7-7	204	29.1	20-37	.541	11-18	.611	7-7	1.000	4	18	22	3.1	14	0	11	15	2	5	58	8.3		
04	James, Lacey	7-7	172	24.6	21-52	.404	3-13	.231	12-16	.750	17	29	46	6.6	16	0	5	16	6	6	57	8.1		
25	Scott, Nathan	7-4	133	19.0	17-43	.395	9-24	.375	8-13	.615	16	24	40	5.7	14	1	6	5	7	5	51	7.3		
11	McCarty, Noah	5-2	97	19.4	10-32	.313	3-12	.250	6-9	.667	6	22	28	5.6	10	0	8	10	1	0	29	5.8		
23	Cochran, Tyler	7-1	125	17.9	12-29	.414	5-9	.556	1-1	1.000	9	18	27	3.9	12	0	6	11	4	6	30	4.3		
32	Cole, Keenon	3-0	31	10.3	4-10	.400	0-1	.000	3-5	.600	4	8	12	4.0	1	0	0	1	2	0	11	3.7		
22	Henry-Hayes, Rod	6-2	69	11.5	7-23	.304	5-14	.357	1-2	.500	1	5	6	1.0	6	0	4	3	0	5	20	3.3		
02	Daow, Gairges	6-5	96	16.0	8-17	.471	0-4	.000	2-4	.500	5	16	21	3.5	7	0	5	10	0	0	18	3.0		
05	Mateen, Zaire	5-0	43	8.6	6-16	.375	2-11	.182	0-0	.000	0	3	3	0.6	2	0	2	2	0	3	14	2.8		
00	Johnson, Chris	7-0	77	11.0	3-10	.300	0-0	.000	7-16	.438	11	12	23	3.3	7	0	2	2	1	2	13	1.9		
	Team										11	15	26					5						
	Total.....	7	1400		172-422	.408	59-165	.358	99-139	.712	97	211	308	44.0	102	1	76	103	27	44	502	71.7		
	Opponents.....	7	1400		164-416	.394	52-185	.281	64-89	.719	54	175	229	32.7	135	-	88	92	25	35	444	63.4		

TEAM STATISTICS	NIU	OPP	Date	Opponent	Score	Att.
SCORING	502	444	11/09/19	NORTHERN IOWA	L 54-64	1003
Points per game	71.7	63.4	11/12/19	at Iowa State	L 52-70	13762
Scoring margin	+8.3	-	11/15/19	COPPIN STATE	w 81-69	695
FIELD GOALS-ATT	172-422	164-416	11/16/19	ROCKFORD	w 96-48	729
Field goal pct	.408	.394	11/18/19	LONGWOOD	w 65-48	601
3 POINT FG-ATT	59-165	52-185	11/20/19	at Western Illinois	w 86-81	684
3-point FG pct	.358	.281	11/23/19	at SIU Edwardsville	w 68-64	627
3-pt FG made per game	8.4	7.4	* - Conference game			
FREE THROWS-ATT	99-139	64-89				
Free throw pct	.712	.719				
F-Throws made per game	14.1	9.1				
REBOUNDS	308	229				
Rebounds per game	44.0	32.7				
Rebounding margin	+11.3	-				
ASSISTS	76	88				
Assists per game	10.9	12.6				
TURNOVERS	103	92				
Turnovers per game	14.7	13.1				
Turnover margin	-1.6	-				
Assist/turnover ratio	0.7	1.0				
STEALS	44	35				
Steals per game	6.3	5.0				
BLOCKS	27	25				
Blocks per game	3.9	3.6				
ATTENDANCE	3028	15073				
Home games-Avg/Game	4-757	3-5024				
Neutral site-Avg/Game	-	0-0				

Score by Periods	1st	2nd	Totals
Northern Illinois	250	252	502
Opponents	220	224	444