

NORTHERN ILLINOIS



B A S E B A L L





2010

NORTHERN ILLINOIS BASEBALL

RECORDS

««BACK

NEXT»»

TEAM SEASON RECORDS

WINS

- All Years
- 34 (2003)
 - 34 (2007)
 - 31 (2004)
 - 29 (1995)
 - 28 (2001)
 - 28 (2008)

College Era

- 23 (1964)
- 20 (1961)
- 20 (1967)
- 17 (1937)
- 16 (1950)

LOSSES

- All Years
- 51 (1999)
 - 39 (1998)
 - 36 (1992)
 - 36 (2005)
 - 34 (1993)
 - 34 (2009)

College Era

- 23 (1962)
- 18 (1955)
- 17 (1963)
- 17 (1965)
- 14 (1959)

WINNING PCT.

- | Division I Era | College Era |
|----------------|-----------------|
| 1. .750 (1972) | 1. 1.000 (1925) |
| 2. .659 (1977) | 2. .833 (1910) |
| 3. .615 (1971) | 3. .833 (1946) |
| 4. .586 (2003) | 4. .769 (1920) |
| 5. .586 (2007) | 5. .700 (1947) |

HITTING

AVERAGE

- | All Years | College Era |
|----------------|----------------|
| 1. .326 (1972) | 1. .284 (1964) |
| 2. .325 (1982) | 2. .279 (1951) |
| 3. .323 (1997) | 3. .272 (1959) |
| 4. .320 (1977) | 4. .272 (1963) |
| 5. .315 (2003) | 5. .269 (1967) |

RUNS

- | All Years | College Era |
|---------------|---------------|
| 1. 408 (2003) | 1. 213 (1967) |
| 2. 401 (2004) | 2. 183 (1962) |
| 3. 379 (2001) | 3. 176 (1964) |
| 4. 378 (2007) | 4. 174 (1963) |
| 5. 374 (2002) | 5. 166 (1959) |

HITS

- | All Years | College Era |
|---------------|---------------|
| 1. 625 (2003) | 1. 302 (1963) |
| 2. 590 (2004) | 2. 294 (1967) |
| 3. 581 (2007) | 3. 267 (1964) |
| 4. 555 (2002) | 4. 265 (1965) |
| 5. 554 (2001) | 5. 252 (1962) |

DOUBLES

- | All Years | College Era |
|---------------|--------------|
| 1. 138 (2001) | 1. 51 (1967) |
| 2. 113 (2002) | 2. 49 (1965) |
| 3. 108 (2003) | 3. 42 (1963) |
| 4. 108 (2007) | 4. 40 (1961) |
| 5. 107 (2008) | 5. 38 (1964) |

TRIPLES

- | All Years | College Era |
|--------------|----------------|
| 1. 21 (1964) | 1. 21 (1964) |
| 21 (2004) | 2. 10 (1967) |
| 3. 18 (1977) | 3. 9 (1963) |
| 18 (1982) | 4. 8 (1965) |
| 5. 15 (1997) | 5. 7 (4 times) |

HOME RUNS

- | All Years | College Era |
|--------------|--------------|
| 1. 70 (2003) | 1. 31 (1967) |
| 2. 48 (2008) | 2. 20 (1961) |
| 3. 46 (2002) | 3. 17 (1958) |
| 46 (2004) | 4. 16 (1963) |
| 5. 44 (2009) | 5. 15 (1962) |

WALKS

- All Years
- 289 (1992)
 - 262 (2009)
 - 262 (1995)
 - 222 (2001)
 - 218 (2007)

STEALS

- | All Years | College Era |
|---------------|--------------|
| 1. 116 (1977) | 1. 58 (1959) |
| 2. 108 (1995) | 2. 51 (1961) |
| 3. 91 (1992) | 3. 50 (1965) |
| 91 (1994) | 4. 40 (1960) |
| 91 (1996) | 40 (1962) |

SACRIFICES

- | All Years | College Era |
|--------------|--------------|
| 1. 59 (1997) | 1. 30 (1964) |
| 2. 44 (1996) | 2. 26 (1955) |
| 3. 41 (1995) | 3. 23 (1959) |
| 4. 39 (1994) | 4. 20 (1965) |
| 5. 35 (2005) | 17 (1960) |

PITCHING

ERA

- | Modern Era | Division I Era |
|----------------|----------------|
| 1. 4.65 (2007) | 1. 3.77 (1972) |
| 2. 5.02 (1994) | 2. 4.04 (1968) |
| 3. 5.05 (2003) | 3. 4.10 (1977) |

- | College Era |
|----------------|
| 1. 1.79 (1964) |
| 2. 2.48 (1966) |
| 3. 2.61 (1961) |

INNINGS

- | Division I Era | College Era |
|-----------------|-----------------|
| 1. 505.1 (2004) | 1. 284.0 (1963) |
| 2. 503.2 (2007) | 2. 274.1 (1962) |
| 3. 483.1 (2003) | 3. 266.1 (1965) |
| 4. 475.0 (2008) | 4. 263.0 (1967) |
| 5. 472.1 (2005) | 5. 254.2 (1961) |

STRIKEOUTS

- | Division I Era | College Era |
|----------------|---------------|
| 1. 398 (2007) | 1. 223 (1967) |
| 2. 391 (2001) | 2. 215 (1963) |
| 3. 389 (2004) | 3. 208 (1962) |
| 4. 365 (2006) | 4. 201 (1959) |
| 5. 363 (2003) | 5. 190 (1965) |

FIELDING

FIELDING PCT.

- All Years
- .963 (2008)
 - .962 (1959)
 - .962 (2007)
 - .959 (1966)
 - .958 (1971)
 - .958 (1996)

TEAM GAME RECORDS

RUNS

- Northern Illinois
- 22 vs. Fordham, 3-18-00
 - 22 vs. Trinity International, 4-4-00
 - 21 at Western Michigan, 5-14-09
 - 20 vs. Western Michigan, 4-11-04
 - 20 vs. Chicago State, 5-15-07
- Opponent
- 32 by New Orleans, 3-15-94
 - 27 by Eastern Kentucky, 3-18-05
 - 26 by Illinois-Chicago, 5-11-92

HITS

- Northern Illinois
- 27 vs. Trinity International, 4-4-00
 - 25 at Western Michigan, 5-14-09
 - 23 at Cleveland State, 4-19-97
 - 23 vs. Fordham, 3-18-00
- Opponent
- 26 by New Orleans, 3-15-94
 - 25 by Illinois-Chicago, 5-11-92
 - 25 by Murray State, 2-27-99
 - 25 by Eastern Kentucky, 3-18-05

DOUBLES

- Northern Illinois
- 8 vs. Creighton, 3-20-99
 - 7 vs. St. Xavier, 4-7-01
 - 7 at Texas Tech, 2-24-07
 - 7 vs. Long Island, 3-11-07
 - 6 at Minnesota, 3-9-97
 - 6 vs. Trinity International, 4-4-00
 - 6 vs. Toledo, 4-28-01
 - 6 at Ohio, 3-25-06
 - 6 vs. Chicago State, 5-15-07
 - 6 vs. Chicago State, 4-15-09
 - 6 at Central Michigan, 5-1-09
- Opponent
- 9 by SIU-Edwardsville, 3-30-91
 - 8 by Ball State, 4-22-00
 - 8 by Toledo, 4-18-09
 - 7 by Kent State, 4-14-99
 - 7 by Eastern Illinois, 4-14-04

TRIPLES

- Northern Illinois
- 3 at Illinois-Chicago, 5-11-92
 - 3 vs. Chicago State, 4-24-97
 - 3 vs. Trinity International, 3-24-99
 - 3 vs. Fordham, 3-18-00
 - 3 at Kent State, 4-7-07
- Opponent
- 5 by Toledo, 4-28-01
 - 4 by Creighton, 3-20-99
 - 3 eight times (last by Kent State, 4-8-06)

HOME RUNS

- Northern Illinois
- 7 at Bowling Green, 4-18-04
 - 6 at Iowa, 4-1-03
 - 5 at Illinois-Chicago, 5-1-96
 - 5 at Chicago State, 4-24-02
 - 5 at Toledo, 5-5-02
- Opponent
- 6 six times (last by E. Michigan, 5-27-04)

WALKS

- Northern Illinois
- 14 vs. Eastern Michigan, 4-19-98
 - 13 at Mercer, 3-8-93
 - 13 vs. Delaware State, 3-13-95
 - 13 vs. Chicago State, 4-19-05
 - 13 vs. Chicago State, 5-15-07
- Opponent
- 16 by Oregon State, 2-26-09
 - 15 by Central Michigan, 4-24-04
 - 14 by Eastern Illinois, 4-13-91
 - 12 by Cincinnati, 3-3-00
 - 11 five times (last by E. Kentucky, 3-8-03)

STRIKEOUTS

- Northern Illinois
- 17 at Mississippi State, 2-20-09
 - 16 at Auburn, 3-10-93
 - 15 at Mississippi State, 3-10-92
 - 15 at Wright State, 4-3-93
 - 15 at Central Michigan, 4-27-02
 - 15 at New Orleans, 3-5-04
 - 15 vs. Fordham, 3-15-07
- Opponent
- 18 by Chicago State, 4-6-99
 - 16 by Kent State, 4-5-08
 - 15 by Eastern Illinois, 4-1-95

STOLEN BASES

- Northern Illinois
- 10 vs. Chicago, 4-27-91
 - 10 at Davidson, 3-13-96
 - 9 vs. Austin Peay State, 3-11-95
- Opponent
- 12 by Evansville, 2-24-96
 - 11 by Northwestern, 4-28-98
 - 9 by Butler, 3-30-97

LONGEST GAME

- Duration
- 4:22, vs. Portland, 2-28-08
 - 4:11, vs. Northern Iowa, 3-29-05
 - 4:10, vs. Chicago State, 4-6-99
- Innings
- 16, vs. Portland, 2-28-08
 - 15, at Western Michigan, 4-13-03
 - 15, vs. Northern Iowa, 3-29-05



The 2003 Huskies won a school-record 34 games while establishing several offensive records, including most runs scored and home runs.




<<<BACK

RECORDS

NEXT>>>

HITTING LEADERS



Mark Boothe recorded NIU's best career and season batting averages.

BATTING AVERAGE

Career (min. 175 AB)

1.	.385	Mark Boothe	1979-82
2.	.371	John Graziano	1974-75
3.	.367	Tom Wittum	1969-72
4.	.357	Mike Birsas	1992-94
5.	.353	Jeff Sevenich	1977-80
6.	.351	Brad Kawell	1980-82
7.	.350	Scott Simon	2003-07
8.	.341	Rob Marconi	2001-04
9.	.340	Clayton Armstrong	1976-78
10.	.340	Al Wallace	1980-82

Season (min. 2.5 AB/Game)

1.	.439	Mark Boothe	1980
2.	.426	Bob Jackson	1972
3.	.423	Jack Merlet	1966
4.	.414	Al Wallace	1982
5.	.411	Joe Plaskas	1959
6.	.407	Jeff Sevenich	1979
7.	.389	Pat Conroy	1967
8.	.389	Mark Boothe	1981
9.	.385	Bill Malinowski	1964
10.	.383	Bob Middleton	1958

GAMES PLAYED

Career

1.	233	Scott Simon	2003-07
2.	221	Pat Kerrigan	1999-2002
3.	206	Pat Minogue	2006-09
4.	204	Mike O'Neill	1995-98
5.	190	Kyle Kimme	1998-2001
6.	187	Rob Marconi	2001-04
7.	180	Mike Hochhauser	2000-04
8.	178	Justin Behm	2006-09
9.	177	Greg Larsen	2002-05
10.	175	Zach Zavac	1991-94

Season

1.	59	Scott Simon	2004
2.	59	Rob Marconi	2004
3.	58	several times	

AT-BATS

Career

1.	909	Scott Simon	2003-07
2.	761	Pat Minogue	2006-09
3.	755	Pat Kerrigan	1999-2002
4.	684	Rob Marconi	2001-04
5.	657	Mike O'Neill	1995-98
6.	643	Jason Ciarrachi	1999-2001
7.	614	Jordin Hood	2007-pres.
8.	605	Greg Larsen	2002-05
9.	564	Mike Hochhauser	2000-04
10.	564	Dan Urban	2001-03

Season

1.	238	Scott Simon	2004
2.	236	Rob Marconi	2003
3.	234	Jeremy Busch	2004
4.	227	Rob Marconi	2004
5.	222	Scott Simon	2007
6.	222	Jesse Seykora	2007
7.	221	Dan Urban	2003

AT-BATS

Season

221	Jordin Hood	2008
219	Pat Minogue	2006
217	Mike Hochhauser	2004

HITS

Career

1.	318	Scott Simon	2003-07
2.	244	Pat Kerrigan	1999-2002
3.	233	Rob Marconi	2001-04
4.	204	Jordin Hood	2007-pres.
5.	202	Pat Minogue	2006-09
6.	199	Jeremy Busch	2003-05
7.	195	Mike O'Neill	1995-98
8.	181	Dan Urban	2001-03
9.	173	Mike Birsas	1992-94
10.	170	Mark Boothe	1979-82

Season

1.	89	Scott Simon	2004
2.	78	Rob Marconi	2004
3.	76	Noel Danielson	2001
4.	76	Joe Mazzuca	2003
5.	76	Jordin Hood	2009
6.	74	Rob Marconi	2003
7.	73	Scott Simon	2007
8.	72	Pat Kerrigan	2000
9.	72	Jeremy Busch	2005
10.	71	Scott Simon	2003
11.	71	Jesse Seykora	2007
12.	71	Jordin Hood	2008

RUNS SCORED

Career

1.	178	Rob Marconi	2001-04
2.	159	Pat Kerrigan	1999-2002
3.	155	Scott Simon	2003-07
4.	152	Jeremy Busch	2003-05
5.	137	John Brock	2000-02
6.	130	Bobby Stevens	2006-08
7.	129	Mike O'Neill	1995-98
8.	127	Jordin Hood	2007-pres.
9.	122	Justin Behm	2006-09
10.	116	Pat Minogue	2006-09

Season

1.	65	Rob Marconi	2004
2.	64	Noel Danielson	2001
3.	61	Rob Marconi	2003
4.	58	Jeremy Busch	2004
5.	57	Jordin Hood	2009
6.	54	Pat Kerrigan	2001
7.	53	Jeremy Busch	2005
8.	52	Joe Mazzuca	2003
9.	52	Bobby Stevens	2008
10.	51	Tom O'Neill, Jr.	1992
11.	51	John Brock	2002

DOUBLES

Career

1.	69	Scott Simon	2003-07
2.	59	Pat Kerrigan	1999-2002
3.	48	Rob Marconi	2001-04
4.	46	Dan Urban	2001-03
5.	37	Mark Boothe	1979-82
6.	37	Mike Santoro	2002-05
7.	37	Pat Minogue	2006-09
8.	36	Jordin Hood	2007-pres.
9.	35	Jesse Seykora	2006-07
10.	34	Mike Birsas	1991-94

Season

1.	24	Scott Simon	2004
2.	22	Dan Urban	2001
3.	20	Danny Reed	2008
4.	19	Pat Kerrigan	2001
5.	18	Pat Kerrigan	2000
6.	18	Rob Marconi	2003
7.	18	Eric Sansouci	2005
8.	18	Scott Simon	2006
9.	18	Jesse Seykora	2007
10.	18	Bobby Stevens	2008

TRIPLES

Career

1.	11	Tom Wittum	1969-72
2.	11	Jeff Sevenich	1977-80
3.	10	Rob Marconi	2001-04
4.	8	Zach Zavac	1991-94
5.	7	Pat Kramer	1963-66
6.	7	Bob Justice	1977-78
7.	7	Jeremy Busch	2003-05
8.	7	Pat Minogue	2006-09
9.	7	Jordin Hood	2007-pres.
10.	6	Mike Birsas	1992-94
11.	6	Steve Webb	1994-96
12.	6	Bobby Stevens	2006-08

Season

1.	6	Steve Webb	1996
2.	5	Pat Kramer	1964
3.	5	Bill Malinowski	1964
4.	4	Tom Hodson	1963
5.	4	Bob Justice	1978
6.	4	Jeff Sevenich	1978
7.	4	Jeff Sevenich	1979
8.	4	Tom O'Neill, Jr.	1992
9.	4	Mike Birsas	1993
10.	4	Zach Zavac	1994
11.	4	Rob Marconi	2002
12.	4	Rob Marconi	2004
13.	4	Alex Jones	2009

HOME RUNS

Career

1.	35	Rob Marconi	2001-04
2.	25	Eric Welsh	1995-97
3.	25	Justin Behm	2006-09
4.	23	Tom Wittum	1969-72
5.	23	Pat Kerrigan	1999-2002
6.	23	Mike Santoro	2002-05
7.	23	Jordin Hood	2007-pres.
8.	21	Jeff Sevenich	1977-80
9.	21	Scott Simon	2003-07
10.	19	Mike Hochhauser	2000-04

Season

1.	15	Mike Santoro	2003
2.	13	Rob Marconi	2003
3.	13	Mike Hochhauser	2003
4.	13	Rob Marconi	2004
5.	12	Pat Conroy	1967
6.	12	Jeff Sevenich	1980
7.	11	Eric Welsh	1996
8.	11	Eric Welsh	1997
9.	11	Justin Behm	2008
10.	10	John Graziano	1975
11.	10	Pat Kerrigan	2002
12.	10	Jake Blair	2005
13.	10	Jordin Hood	2009

RUNS BATTED IN

Career

1.	193	Scott Simon	2003-07
2.	171	Rob Marconi	2001-04
3.	156	Pat Kerrigan	1999-2002
4.	125	Dan Urban	2000-03
5.	120	Mike Santoro	2002-05
6.	118	Jordin Hood	2007-pres.
7.	114	Tom Wittum	1969-72
8.	113	Justin Behm	2006-09
9.	112	Eric Welsh	1995-97
10.	111	Mike Birsas	1992-94

Season

1.	71	Scott Simon	2004
2.	57	Joe Mazzuca	2003
3.	54	Mike Santoro	2003
4.	53	Pat Kerrigan	2001
5.	53	Rob Marconi	2004
6.	52	Rob Marconi	2002
7.	47	Mike Santoro	2005
8.	46	Jordin Hood	2009
9.	46	Dave Reynolds	2009
10.	45	Mike Birsas	1992

BASES ON BALLS

Career

1.	96	Mike O'Neill	1995-98
2.	89	Rob Marconi	2001-04
3.	88	Pat Kerrigan	1999-2002
4.	87	Justin Behm	2006-09
5.	85	Mike Birsas	1992-94
6.	80	Mark Boothe	1979-82
7.	77	John Brock	2000-02
8.	77	Jeremy Busch	2003-05
9.	76	J.C. Holmes	1993-96
10.	75	Bob Spurlin	1977-80

Season (since 1965)

1.	40	Tom O'Neill, Jr.	1992
2.	39	Rob Marconi	2004
3.	37	Justin Behm	2009
4.	35	Mike Birsas	1994
5.	34	J.C. Holmes	1996
6.	33	Tom O'Neill, Sr.	1967
7.	33	Joe Mazzuca	2003
8.	33	Jeremy Busch	2005
9.	31	Mark Boothe	1981
10.	31	Mike Birsas	1993
11.	31	John Brock	2002

STOLEN BASES

Career

1.	71	Alvin Maynard	1979-80
2.	52	Bobby Stevens	2006-08
3.	51	Tom Steel	1992-95
4.	51	John Brock	2000-02
5.	40	Miguel Sopena	1978-81
6.	39	Jeff Thomas	2005-08
7.	37	Jordin Hood	2007-pres.
8.	34	Clayton Armstrong	1975-78
9.	34	Mike O'Neill	1995-98
10.	33	Noel Danielson	2001-02


Season

1.	41	Alvin Maynard	1979
2.	30	Alvin Maynard	1980
3.	27	Tom O'Neill, Jr.	1992
4.	22	Bob Justice	1977
5.	22	John Brock	2000
6.	22	Noel Danielson	2001
7.	21	Joe Blume	1961
8.	20	Joe Mazzuca	2003
9.	20	Bobby Stevens	2008
10.	19	Marc McShane	1995

STRIKEOUTS

Career

1.	149	Pat Kerrigan	1999-2002
2.	145	Rob Marconi	2001-04
3.	145	Pat Minogue	2006-09
4.	135	Mike Hochhauser	2000-04



Alvin Maynard shattered the career stolen bases record despite playing only two seasons at NIU.



PITCHING LEADERS



Bruce Pecka recorded the best ERA in NIU history during the 1964 season.

STRIKEOUTS

Career			
5.	126	Justin Behm	2006-09
6.	125	Bobby Stevens	2006-08
7.	118	J.C. Holmes	1993-96
	118	Danny Reed	2007-08
9.	112	Mike Santoro	2002-05
10.	109	John Brock	2000-02
Season			
1.	68	Danny Reed	2008
2.	52	Jake Blair	2004
3.	51	Kyle Cherney	2005
4.	50	Mike Hochhauser	2004
	50	Rob Marconi	2004
6.	50	Justin Behm	2009
7.	47	Pat Kerrigan	2002
	47	Mike Santoro	2003
	47	Bobby Stevens	2008
10.	46	Jake Blair	2005

ON-BASE PERCENTAGE

Career (min. 175 AB)			
1.	.481	Mark Boothe	1979-82
2.	.479	Clayton Armstrong	1975-78
3.	.465	Mike Birsas	1992-94
4.	.459	Tom O'Neill, Jr.	1992
5.	.436	Al Wallace	1980-82
Season (min. 2.5 Plate App./Game)			
1.	.561	Clayton Armstrong	1977
2.	.529	Al Wallace	1982
3.	.522	Bob Jackson	1972
4.	.515	Mark Boothe	1980
5.	.514	Mike Birsas	1994

SLUGGING PERCENTAGE

Career (min. 175 AB)			
1.	.620	Tom Wittum	1969-72
2.	.598	Jeff Sevenich	1977-80
3.	.589	Rob Marconi	2001-04
4.	.584	Brad Kawell	1980-82
5.	.578	Pat Conroy	1966-68
Season (min. 2.5 AB/Game)			
1.	.842	Pat Conroy	1967
2.	.766	Al Wallace	1982
3.	.717	Tom Wittum	1972
4.	.706	Jeff Sevenich	1980
5.	.705	Tom Wittum	1971

HIT BY PITCH

Career			
1.	45	Bobby Stevens	2006-08
2.	44	John Brock	2000-02
3.	39	Jordin Hood	2007-pres.
4.	35	Noel Danielson	2001-02
5.	29	Pat Kerrigan	1999-2002
Season			
1.	27	Bobby Stevens	2008
2.	23	Jordin Hood	2009
3.	18	John Brock	2000
	18	Noel Danielson	2001
5.	17	Noel Danielson	2002

HITTING STREAK

Consecutive Games			
1.	27	Mike Birsas	1992-93
2.	20	Dave Reynolds	2009
3.	18	Jordin Hood	2009
4.	17	Danny Reed	2008
5.	15	Chuck Laird	1997
	15	Rob Marconi	2003
	15	Joe Mazzuca	2003
15		Jordin Hood	2008
15		Justin Behm	2008
15		Danny Reed	2007

EARNED RUN AVERAGE

Career (min. 70 IP)			
1.	1.61	Jake Stap	1951-52
2.	1.83	John Bonney	1965-66
3.	2.17	Jim Teutemacher	1963-64
4.	2.29	Bruce Pecka	1964-67
5.	2.46	Lee Hansen	1969-72
6.	2.47	Fritz Peterson	1962-63
Career-Modern Era			
1.	2.76	Matt German	2004-07
2.	3.71	Joe Piekarz	2003-04
3.	4.37	Brian Smith	2005-06

Season (min. 1 IP per team game)			
1.	0.76	Bruce Pecka	1964
2.	1.10	Jake Stap	1952
3.	1.34	Steve Ruskin	1966
4.	1.45	John Bonney	1966
5.	1.59	Lee Hansen	1970
6.	1.60	Jim Teutemacher	1964
7.	1.74	Chuck Mytich	1975
8.	1.80	Lester Lamont	1961
9.	1.96	Lee Hansen	1972
10.	2.06	Charles Moss	1962
Season-Modern Era			
1.	2.55	Joe Piekarz	2004
2.	2.85	Brian Smith	2005
3.	3.43	Jesse Richardson	1995
4.	3.45	Jeff Schmitt	1993
5.	3.61	Zach Minor	2004
6.	3.63	Zach Minor	2003
7.	3.71	Adam Holdenrid	2005
8.	4.01	Mark Skrukud	2003
9.	4.19	Chris Burt	1994
	4.19	Brian Schmack	1995

Season-Modern Era			
1.	2.55	Joe Piekarz	2004
2.	2.85	Brian Smith	2005
3.	3.43	Jesse Richardson	1995
4.	3.45	Jeff Schmitt	1993
5.	3.61	Zach Minor	2004
6.	3.63	Zach Minor	2003
7.	3.71	Adam Holdenrid	2005
8.	4.01	Mark Skrukud	2003
9.	4.19	Chris Burt	1994
	4.19	Brian Schmack	1995

WINS

Career			
1.	20	Zach Minor	2001-04
2.	18	Lee Hansen	1969-72
	18	Paul Erschen	1994-97
4.	17	Brad Gavelek	1998-2001
5.	16	Jesse Richardson	1992-95
	16	Dave Markusic	1993-96
	16	Trevor Feeney	2005-08
7.	15	Bruce Pecka	1964-67
	15	Gary Krattenmaker	1974-77
	15	Mike Avallone	1974-77
	15	Joe Piekarz	2003-04
Season			
1.	9	Jesse Richardson	1995
	9	Paul Erschen	1996
	9	Joe Piekarz	2004
4.	8	Fritz Peterson	1963
	8	Lee Hansen	1972
	8	Bob Mestek	1972
	8	Gary Krattenmaker	1977
8.	7	Jim Teutemacher	1964
	7	Mike Avallone	1977
	7	Zach Minor	2004
	7	Chuck Lukanen	2009

SAVES

Career (since 1972)			
1.	26	Matt German	2004-07
2.	19	Mark Badgley	2003-07
3.	11	Andy Deain	2006-pres.
4.	7	Max Sulzberger	2002-03
	7	Trevor Wohlgenuth	2004
6.	6	Jim Gurney	1991-94
7.	5	Terry Fruth	1974-75
	5	Tony Epperson	1996-97
	5	Brian Miller	1997-2001
10.	4	Burt Von Hoff	1972-74
	4	Brian Schmack	1992-94
	4	Tom Zelasko	2008-pres.
Season (since 1972)			
1.	14	Mark Badgley	2003
2.	13	Matt German	2007
3.	11	Matt German	2006
4.	10	Andy Deain	2008
5.	7	Max Sulzberger	2002
	7	Trevor Wohlgenuth	2004
7.	4	Tony Epperson	1997
	4	Brian Miller	2000
	4	Tom Zelasko	2009
10.	3	Burt Von Hoff	1973
	3	Terry Fruth	1975
	3	Dave Pevonka	1981
	3	Steve Hardman	2001
	3	Dave Reynolds	2009

Season (since 1972)			
1.	14	Mark Badgley	2003
2.	13	Matt German	2007
3.	11	Matt German	2006
4.	10	Andy Deain	2008
5.	7	Max Sulzberger	2002
	7	Trevor Wohlgenuth	2004
7.	4	Tony Epperson	1997
	4	Brian Miller	2000
	4	Tom Zelasko	2009
10.	3	Burt Von Hoff	1973
	3	Terry Fruth	1975
	3	Dave Pevonka	1981
	3	Steve Hardman	2001
	3	Dave Reynolds	2009

LOSSES

Career			
1.	30	Brad Gavelek	1998-2001
2.	23	Justin Stringer	1996-99
	23	Brian Miller	1997-2001
4.	22	Jesse Richardson	1992-95
5.	21	Brian Schmack	1992-95
	21	Dan Badgley	1997-2001
	21	Nick Hall	2003-06
8.	17	Dave Markusic	1993-96
9.	16	Josh Brown	1991-94
	16	Trevor Feeney	2005-08
16		Brandon Copp	2006-09
Season			
1.	13	Brian Miller	1999
2.	9	Brad Gavelek	2000
3.	8	Pat Griffin	1981
	8	Jesse Richardson	1993
	8	Dave Markusic	1995
	8	Justin Stringer	1997
	8	Steve Sankey	1998
	8	Brad Gavelek	1999
	8	Dan Badgley	1999
	8	Brian Smith	2006

Season			
1.	13	Brian Miller	1999
2.	9	Brad Gavelek	2000
3.	8	Pat Griffin	1981
	8	Jesse Richardson	1993
	8	Dave Markusic	1995
	8	Justin Stringer	1997
	8	Steve Sankey	1998
	8	Brad Gavelek	1999
	8	Dan Badgley	1999
	8	Brian Smith	2006

GAMES PITCHED

Career			
1.	119	Mark Badgley	2003-07
2.	105	Matt German	2004-07
3.	95	Andy Deain	2006-09
4.	91	Dave Nykiel	2005-08
5.	78	Brandon Copp	2006-09
6.	71	Brian Miller	1997-2001
7.	70	Brian Schmack	1992-95
8.	65	Paul Erschen	1994-97
	65	Justin Stringer	1996-99
10.	62	Nathan Stillwell	2001-04
	62	Jeff Hall	2002-05
Season			
1.	35	Andy Deain	2008
2.	34	Matt German	2007
3.	33	Matt German	2005
	33	Andy Deain	2007
5.	32	Mark Badgley	2006
	32	Brandon Copp	2006
	32	Tom Zelasko	2009
8.	31	Dan Atkenson	2008
9.	29	Matt German	2006
	29	Zach Oates	2009

GAMES STARTED


Career			
1.	47	Brad Gavelek	1998-2001
	47	Nick Hall	2003-06
3.	46	Zach Minor	2001-04
4.	41	Jesse Richardson	1992-95
5.	39	Matt Jernstad	2005-08
6.	38	Dave Markusic	1993-96
7.	37	Trevor Feeney	2005-08
8.	34	Brian Schmack	1992-95
	34	Jeff Schmitt	1992-96
10.	31	Lee Hansen	1969-72
Season			
1.	16	Joe Piekarz	2004
2.	15	Brian Miller	1999
	15	Zach Minor	2004
4.	14	Brian Schmack	1995
	14	Kyle Johansen	1996
	14	Dave Markusic	1996
	14	Brad Gavelek	2001
	14	Mark Skrukud	2003
	14	Nick Hall	2004
	14	Nick Hall	2006
	14	Trevor Feeney	2007

Season			
1.	16	Joe Piekarz	2004
2.	15	Brian Miller	1999
	15	Zach Minor	2004
4.	14	Brian Schmack	1995
	14	Kyle Johansen	1996
	14	Dave Markusic	1996
	14	Brad Gavelek	2001
	14	Mark Skrukud	2003
	14	Nick Hall	2004
	14	Nick Hall	2006
	14	Trevor Feeney	2007

COMPLETE GAMES

Career			
1.	20	Brad Gavelek	1998-2001
2.	15	Lee Hansen	1969-72
3.	14	Mike Avallone	1974-77
	14	Pat Griffin	1980-82
	14	Jesse Richardson	1992-95
6.	13	Brian Schmack	1992-95
7.	10	Dave Markusic	1993-96
8.	9	Paul Erschen	1994-97
9.	8	Mark Skrukud	2002-03
	8	Joe Piekarz	2003-04
Season			
1.	8	Lee Jansen	1972
	8	Mike Avallone	1977
	8	Chris Burt	1994
4.	7	Gary Krattenmaker	1977
	7	Pat Griffin	1981
	7	Jesse Richardson	1995
7.	6	Bob Mestek	1972
	6	Gerald Blanton	1974
	6	Brian Schmack	1994
	6	Brian Schmack	1995
	6	Brad Gavelek	1998
	6	Brad Gavelek	2000
	6	Joe Piekarz	2004

Season			
1.	8	Lee Jansen	1972
	8	Mike Avallone	1977
	8	Chris Burt	1994
4.	7	Gary Krattenmaker	1977
	7	Pat Griffin	1981
	7	Jesse Richardson	1995
7.	6	Bob Mestek	1972
	6	Gerald Blanton	1974
	6	Brian Schmack	1994
	6	Brian Schmack	1995
	6	Brad Gavelek	1998
	6	Brad Gavelek	2000
	6	Joe Piekarz	2004



Brad Gavelek owns several NIU career records including strikeouts and complete games.



««BACK

RECORDS

NEXT»»

INNINGS PITCHED


Career			
1.	306.1	Brad Gavelek	1998-2001
2.	280.1	Nick Hall	2003-2006
3.	270.1	Zach Minor	2001-04
4.	268.2	Trevor Feeney	2005-08
5.	262.0	Jesse Richardson	1992-95
6.	258.0	Brian Schmack	1992-95
7.	237.1	Dave Markusic	1993-96
8.	229.0	Paul Erschen	1994-97
9.	228.2	Bruce Pecka	1964-67
10.	228.1	Matt Jernstad	2005-08

Season			
1.	116.1	Joe Piekarz	2004
2.	101.0	Mark Skrukkrud	2003
3.	98.1	Trevor Feeney	2007
4.	94.2	Brad Gavelek	2001
5.	94.1	Jesse Richardson	1995
6.	93.1	Trevor Feeney	2008
7.	92.1	Zach Minor	2004
8.	91.2	Fritz Peterson	1963
9.	89.1	Paul Erschen	1996
10.	88.2	Mark Skrukkrud	2002
	88.2	Nick Hall	2005

STRIKEOUTS

Career			
1.	231	Brad Gavelek	1998-2001
2.	204	Zach Minor	2001-04
3.	200	Jesse Richardson	1992-95
4.	193	Larry Gentry	1958-60
5.	182	Trevor Feeney	2005-08
6.	166	Nick Hall	2003-06
7.	163	Matt Jernstad	2005-08
8.	157	Bruce Pecka	1964-67
9.	153	Brian Schmack	1992-95
	153	Joe Piekarz	2003-04

Season			
1.	96	Joe Piekarz	2004
2.	91	Fritz Peterson	1963
3.	89	Brad Gavelek	2001
4.	88	Jesse Richardson	1995
5.	83	Mark Badgley	2007
6.	77	Mark Skrukkrud	2003
	77	Zach Minor	2004
8.	74	Mark Skrukkrud	2002
9.	71	Larry Gentry	1958
10.	66	Matt Jernstad	2007



Larry Gentry left NIU in 1960 as the school's career strikeouts leader and still ranks fourth in that category.

RECORD BOOK NOTES: Records are based on available statistics dating back to 1951, (not including the 1956 and 1957 seasons (unavailable), in the NIU Media Relations archives. Individual game records and any "Modern Era" categories refer to the years 1991-2008. Any reference to "College Era" includes years prior to 1968 and references to "Division I Era" begins with the 1968 season. Wooden bats were used in NCAA competition through the 1973 season and aluminum bats were allowed beginning in 1974.

WALKS

Career			
1.	161	Jeff Schmitt	1992-96
2.	156	Nick Hall	2003-06
3.	154	Zach Minor	2001-04
4.	143	Jesse Richardson	1992-95
5.	138	Dave Markusic	1993-96
6.	122	Matt Jernstad	2005-08
7.	118	Larry Gentry	1958-60
8.	111	Dan Badgley	1997-2001
9.	101	Brian Miller	1998-2001
10.	100	Gary Krattenmaker	1974-77

Season			
1.	56	Zach Minor	2004
2.	49	John Sabol	1976
	49	Jeff Schmitt	1996
4.	48	Nick Hall	2006
5.	46	Larry Gentry	1958
	46	Dave Muti	1981
7.	45	Jesse Richardson	1993
	45	Matt Jernstad	2008
9.	44	Jesse Richardson	1995

HIT BATTERS

Career			
1.	59	Zach Minor	2001-04
2.	41	Nick Hall	2003-06
3.	33	Brian Schmack	1992-95
4.	32	Nathan Stillwell	2001-04
5.	31	Kyle Johansen	1995-97

Season			
1.	18	Zach Minor	2004
2.	16	Zach Minor	2002
3.	15	Brian Schmack	1995
	15	Trevor Feeney	2007
5.	13	Nick Hall	2004
	13	Joe Piekarz	2004
	13	Nick Hall	2006
	13	Brian Smith	2006

WILD PITCHES

Career			
1.	31	Zach Minor	2001-04
	31	Nick Hall	2003-06
3.	30	Jesse Richardson	1992-95
4.	30	Dave Markusic	1993-96
5.	25	Mark Badgley	2003-07

Season			
1.	13	Nick Hall	2006
2.	12	Dave Markusic	1995
	12	Dave Nykiel	2005
	12	Jeff Hall	2005
5.	11	Jesse Richardson	1993

LEAGUE STAT LEADERS

Year	Name	Category	Stat	League
1959	Joe Plaskas	Batting	.455	IAC
1960	Joe Blume	Batting	.425	IAC
1965	Willie Hanson	Batting	.448	IAC
1975	John Graziano	Batting	.379	MAC
1977	Clayton Armstrong	Batting	.438	MAC
1979	Alvin Maynard	Stolen Bases	41	MAC
1980	Mark Boothe	Batting	.439	MAC
	Jeff Sevenich	Home Runs	12	MAC
2003	Mark Skrukkrud	Innings Pitched	101.0	MAC
2004	Mark Badgley	Saves	14	MAC
	Scott Simon	Doubles	24	MAC
	Scott Simon	Runs Batted In	71	MAC
2008	Andy Deain	Saves	11	MAC
	Andy Deain	Appearances	35	MAC
	Trevor Feeney	Complete Games	3	MAC
2009	Tom Zelasko	Games Finished	24	MAC

FIELDING LEADERS

PUTOUTS			
Career			
1.	1,183	Scott Simon	2003-07
2.	1,005	Eric Welsh	1995-97
3.	940	Mike Hochhauser	2000-04
4.	915	Mark Boothe	1979-82
5.	827	Dave Reynolds	2007-pres.

Season			
1.	478	Eric Welsh	1996
2.	448	Dave Reynolds	2008
3.	443	Zach Zavac	1994
4.	435	Scott Simon	2007
5.	422	Scott Simon	2006

ASSISTS

Career			
1.	501	Mike O'Neill	1995-98
2.	432	Bobby Stevens	2006-08
3.	380	Greg Larsen	2002-05
4.	361	Kyle Kimme	1998-2001
5.	315	Rob Marconi	2001-04
6.	301	Jason Ciarrachi	2000-02
7.	292	James Bach	1993-96
8.	285	Bilal Omar	2000-02
9.	284	Jack Merlet	1963-66
10.	281	Marc Besteman	2005-07

Season			
1.	167	Bobby Stevens	2006
2.	166	Greg Larsen	2004
3.	162	Mike O'Neill	1996
4.	152	Kyle Cherney	2005
5.	143	Joel Schmitz	1992
6.	140	Bobby Stevens	2008
7.	137	Josh Owens	2004
8.	133	Joe Mazzuca	2003
9.	129	Mike O'Neill	1998
10.	127	James Bach	1994


ERRORS

Career			
1.	63	Rob Marconi	2001-04
2.	62	Bilal Omar	2000-02
3.	59	Greg Larsen	2002-05
4.	49	Mike O'Neill	1995-98
5.	47	Jeff Sevenich	1977-80
6.	44	John Ryan	1991-94
7.	43	Amy Vesely	1963-65
	43	Bobby Stevens	2006-08
9.	42	Al Otto	1962-64
	42	J.C. Holmes	1993-96

Season			
1.	29	Al Otto	1962
2.	27	Bilal Omar	2001
	27	Joe Mazzuca	2003
4.	24	Bilal Omar	2000
5.	21	John Ryan	1991
	21	Jake Blair	2005
7.	20	Army Vesely	1964
	20	Rob Marconi	2002
8.	19	Jim Knox	1970
	19	Al Wallace	1982
	19	Rob Marconi	2003
	19	Jordin Hood	2008

MAC LEADERS

CAREER HITTING			
Hits			
1.	318	Scott Simon (NIU)	2003-07
2.	316	Clark Mace (MU)	1998-01
3.	313	Andrew Davis (KSU)	2004-07
4.	304	Brad Miller (BSU)	2003-06



Scott Simon became the MAC's career hit king at the 2007 league tournament.

Doubles

1.	83	Jess Bechard (KSU)	1997-2000
2.	69	Scott Simon (NIU)	2003-07
3.	68	Steve Smetana (KSU)	1993-96
4.	67	Ryan Kyes (OU)	1998-2001

At-Bats

1.	937	Andrew Davis (KSU)	2004-07
2.	909	Scott Simon (NIU)	2003-07
3.	901	Clark Mace (MU)	1998-2001
	901	Mike Sullivan (BSU)	2003-06
4.	886	Brad Miller (BSU)	2003-06

CAREER PITCHING

Games Pitched			
1.	119	Mark Badgley (NIU)	2003-07
2.	105	Matt German (NIU)	2004-07

Saves			
1.	29	Dan Adams (KSU)	1999-2000
2.	26	Matt German (NIU)	2004-07
3.	25	Ted Ward (MU)	1990-93
4.	24	Ron Schrock (BSU)	1983-85
	24	Ryan Davis (KSU)	2004-07
6.	23	Steve Herbst (EMU)	1992-95
7.	22	Chad Reed (OU)	1989-92
	22	Gus Hlebovy (KSU)	2001-03
9.	19	Mark Badgley (NIU)	2003-07

TOP 10 CROWDS

Attendance	Date	Location	Result
5,849	2/21/09	at Mississippi State	W, 11-10
5,707	2/20/09	at Mississippi State	L, 8-1
4,600	4/16/08	vs. Notre Dame (U.S. Cellular Field)	L, 5-4
4,304	5/17/05	at Nebraska	L, 10-2
3,164	5/18/05	at Nebraska	L, 3-2
2,421	3/25/92	at Wichita State	L, 8-2
2,418	2/22/05	at Texas Tech	L, 19-3
2,391	2/21/04	at Texas Tech	W, 7-5
2,306	2/4/06	at Arizona State	L, 9-6
2,135	2/3/06	at Arizona State	L, 5-3

INDIVIDUAL GAME RECORDS

HITTING

At-Bats

8 Bobby Stevens vs. Portland, Feb. 28, 2008

Runs Scored

5 four times, last by Eric Sansouci vs. St. Bonaventure, March 12, 2004

Hits

5 eight times, last by Alex Jones vs. at Western Michigan, May 14, 2009

Doubles

3 eight times, last by Dave Reynolds vs. Toledo, April 17, 2009

Triples

2 three times, last by Alex Jones at Western Michigan, May 14, 2009

Home Runs

3 twice, last by Rob Marconi at Bowling Green, April 18, 2004

Runs Batted In

8 three times, last by Alex Jones at Western Michigan, May 14, 2009

Bases on Balls

4 three times, last by Alex Jones at Western Michigan, May 16, 2009

Stolen Bases

4 twice, last by Mark Mershon at Western Illinois, March 28, 1992

Hit for the Cycle

John Vanden Berg vs. Fordham, March 18, 2000

FIELDING

Putouts

18 Scott Simon vs. Miami, May 25, 2007

Assists

9 Jordin Hood at Southern Illinois, March 4, 2007

PITCHING

Innings Pitched

10 three times, last by Brian Miller vs. Toledo, May 16, 1999

Strikeouts

15 Jesse Richardson, at Eastern Illinois, April 1, 1995
13 Matt Jernstad vs. Ball State, May 23, 2008

Hit Batters

4 three times, last by Zach Minor at New Orleans, March 6, 2004

Wild Pitches

4 Dave Markusic, at Eastern Illinois, April 1, 1995

No Hitter

Wade Johnson vs. Wisconsin, 4-13-68
Barney, Mestek, Fontanini, and Voreis vs. Chicago State, 1971



Marc Besteman matched the single game hits record with five against Nevada in 2006.

CAREER COACHING RECORDS

LEADERS BY WINS

Rank	Name	Yrs.	W	L	T	Pct.
1.	Ed Mathey	7	186	203	1	.478
2.	Spanky McFarland	7	143	211	1	.405
3.	Walt Owens	7	133	156	8	.461
4.	George Evans	16	126	125	3	.502
5.	Thomas L. Meyer	6	100	75	4	.570
6.	Dave Mason	5	94	83	1	.531
7.	Darrel Black	7	90	108	3	.455
8.	Dave Schrage	3	75	92	0	.449
9.	Ralph McKinzie	9	70	90	0	.438
10.	William Wirtz	6	29	15	1	.656
11.	Nelson A. Kellogg	4	26	17	0	.605
12.	William Muir	3	24	6	0	.800
	Wayne Franke	1	24	8	0	.750
14.	Frank Del Medico	2	14	90	2	.142
15.	Roland Cowell	3	12	8	0	.600
16.	John Pace	1	11	11	0	.500
18.	Paul Harrison	3	11	13	1	.460
18.	Robert G. Buzzard	1	10	3	0	.769
19.	C. Nordly	1	8	1	0	.889
	Fred Charles	3	8	10	1	.447
21.	Henry Stiness	1	7	4	0	.636
22.	A.C. Kingsbury	1	5	1	0	.833
23.	A.F. Johnson	1	4	0	0	1.000


LEADERS BY WINNING PERCENTAGE

(Min. 100 Games)


Rank	Name	Yrs.	W	L	T
1.	Thomas L. Meyer	6	100	75	4
2.	Dave Mason	5	94	83	1
3.	George Evans	16	126	125	3
4.	Ed Mathey	7	186	203	1
5.	Walt Owens	7	133	156	8



Ed Mathey



Spanky McFarland



Walt Owens



Thomas L. Meyer



Dave Mason

HUSKIE ATHLETICS HALL OF FAME

PLAYERS AND COACHES

Name (Years)	Induction	Name (Years)	Induction
1950-51 Teams	2007	Luedeking, Wes (1953-57)	2009
1972 Team	2008	McKinzie, Jim (1951-53)	1992
Bedrosian, Sam (1950-54)	2003	McKinzie, Ralph (Coach 1945, 49-56)	1978
Cahill, Fran (1949-52)	1984	Merlet, Jack (1963-66)	1986
Cannon, Clarence "Boots" (1917-21)	1988	Pace, John "Red" (1930-33)	1978
Concidine, Wes (1926-28)	1985	Peterson, Fritz (1959-63)	1987
Cooper, Elzie (1933-36)	1983	Plaskas, Joe (1956-61)	2005
Dutton, Roger (1963-66)	1996	Price, Bob (1938-41)	1986
Evans, Jr., George (1959-63)	1988	Skoglund, Leonard (1932-35)	1983
Fowlie, Bob (1947-50)	1987	Smith, Sam (1938-41, 46)	1993
Gentry, Larry (1957-60)	1984	Soltis, Bob (1958-61)	1987
Graham, Bill (1952-55)	1986	Stap, Jake (1949-52)	1998
Hanson, Willie (1964-67)	1985	Strombom, Leland (1928-30)	1983
Henig, Harry (1949-52)	1986	Williams, Dick (1944, 47-49)	1983
Huntzicker, Tuck (1925-28)	1983	Wittum, Tom (1969-72)	1987
Jarvi, Toimi (1939-42)	1988	Wyllie, Larry (1957-59)	1994
Krahenbuhl, Ollie (1938-41)	1985	Young, John (1936-38)	1985

1950-51 IAC AND 1972 MCC CHAMPIONS

NIU finished 16-8 in 1950 and 11-6 in 1951 and claimed IAC titles each season. The two squads ultimately produced six Huskie Athletics Hall of Famers in head coach Ralph McKinzie, players Sam Bedrosian, Fran Cahill, Jim McKinzie (Ralph's son) and Jake Stap, and athletics trainer Al Kranz.



1950!

The 1950 Huskies were deep in pitching with Jack Brumm, Frank Marino, Gene Davis, Cahill and Stap. After a 4-2 start on its spring trip, Northern Illinois opened its IAC schedule by sweeping Southern Illinois before posting a seven-game winning streak to finish 6-2 in the

IAC. Highlighting the league results that spring were memorable 4-1 and 10-0 wins over archrival Illinois State in Normal before an estimated crowd of 4,000 spectators.

McKinzie's 1950 squad featured six All-IAC selections and the league's Most Valuable Player in Stap.

Brumm, Bill Eiserman, Bob Vidimos, and Ray Meath all earned first team All-IAC honors while Davis and Bob Carlson were named second team selections. Eiserman hit 348 (.462 in IAC play) and won team MVP honors. Carlson led NIU in hits with 32 and Dick Giudici posted a team-best 24 RBI and nine extra base hits. John Bednarcik belted a team-high four home runs among his 10 extra-base hits.

With eight lettermen returning in 1951, the Huskies defended their IAC title with an 11-6 overall record and a 7-3 league mark. After dropping its first two games on the spring trip, Northern Illinois produced a seven-game winning streak, including a 2-1 triumph over Mississippi State and a 3-0 start in the IAC that featured a doubleheader sweep of Eastern Illinois in the home opener. That spring the league expanded by two schools (Central Michigan and Eastern Michigan) and Northern Illinois ruled in another close pennant race. In the final weekend of IAC play, McKinzie's Huskies beat CMU twice while last-place EMU helped NIU's title run by giving Eastern Illinois its fourth league loss.

Stap, the IAC and team MVP, finished 5-0 with 36 strikeouts and a 2.19 ERA in a team-high 57.1 innings, and along with Cahill and Eiserman, earned first team All-IAC honors with Bedrosian and Meath on the league's second-team. Eiserman led the team with a .355 average (.359 in the IAC) while Cahill hit .317 and had a team-best 14 RBI. On the mound, Bernie McCole went 3-1 with a 2.65 ERA and Marino posted a 2-2 record and a 2.79 ERA.

The 1972 squad became the program's first NCAA Tournament team after winning the MCC Championship without head coach Dave Mason, took a leave of absence to earn his doctoral degree. With Wayne Franke at the helm, Huskie Athletics Hall of Famer Tom Wittum and Bob Jackson led the team as 1971 all-conference performers to a 24-8, 7-2 record. Wittum is the only Huskie in school history to be drafted professionally in two sports.

During the '72 season NIU won 16 of 17 games at one point, including two eight-game winning streaks, and won its first five conference contests. To end the season, the Huskies took two of three from 1971 NCAA runner-up Southern Illinois and swept Illinois State to win the league crown and garner their first bid to the NCAA Tournament. In the tournament, NIU fell to Bowling Green State and Iowa to end its magical run.

Wittum, Bruce Meredith, Bob Mestek, Jim Yagen, Lee Hansen and Lindle Dailey each earned all-conference selections as the team had the best batting average (.326) and ERA (3.77) in NIU history. The legacy of the 1950-51 and 1972 teams is preserved both in the Huskie Athletics Hall of Fame and on the dedication board at Ralph McKinzie Field.



1951!



1972!



HERB ADAMS, OF

Chicago White Sox (1948-50)


Year	Avg.	G	AB	R	H	2B	3B	HR	RBI	BB	SO	SB
1948	.273	5	11	1	3	1	0	0	0	1	1	0
1949	.293	56	208	26	61	5	3	0	16	9	16	1
1950	.203	34	118	12	24	2	3	0	2	12	7	3
Career	.261	95	337	39	88	8	6	0	18	22	24	4



CHRIS BOURJOS, OF

San Francisco Giants (1980)

Year	Avg.	G	AB	R	H	2B	3B	HR	RBI	BB	SO	SB
1980	.227	13	22	4	5	1	0	1	2	2	7	2
Career	.227	13	22	4	5	1	0	1	2	2	7	2



DAVY JONES, OF

Milwaukee Brewers (1901); St. Louis Browns (1902); Chicago Cubs (1902-04); Detroit Tigers (1906-1912, 1918); Chicago White Sox (1913); Pittsburgh Rebels (1914-15)

Highlights: Ranked 2nd in the American League in runs scored in 1907; Played in three World Series (1907, 1908, 1909)


Year	Avg.	G	AB	R	H	2B	3B	HR	RBI	BB	SO	SB
1901	.173	14	52	12	9	0	0	3	5	11	-	4
1902	.291	79	292	45	85	13	4	0	17	44	-	17
1903	.282	130	497	64	140	18	3	1	62	53	-	15
1904	.244	98	336	44	82	11	5	3	39	41	-	14
1906	.260	84	323	41	84	12	2	0	24	41	-	21
1907	.273	126	491	101	134	10	6	0	27	60	-	30
1908	.207	56	121	17	25	2	1	0	10	13	-	11
1909	.279	69	204	44	57	2	2	0	10	28	-	12
1910	.265	113	377	77	100	6	6	0	24	38	-	16
1911	.273	98	341	78	93	10	0	0	19	41	-	25
1912	.294	99	316	54	93	5	2	0	24	38	-	16
1913	.286	12	21	2	6	0	0	0	0	9	0	1
1914	.273	97	352	58	96	9	8	2	24	42	-	16
1915	.327	14	49	6	16	0	1	0	4	6	0	1
1916	.000	1	2	0	0	0	0	0	0	0	0	0
Career	.270	1,090	3,774	643	1,020	98	40	9	289	478	16	207



WARD MILLER, OF

Pittsburgh Pirates (1909); Cincinnati Reds (1909-10); Chicago Cubs (1912-13); St. Louis Terriers (1914-15); St. Louis Browns (1916-17)

Year	Avg.	G	AB	R	H	2B	3B	HR	RBI	BB	SO	SB
1909	.254	58	169	19	43	3	2	0	8	10	-	11
1910	.238	81	126	21	30	6	0	0	10	22	-	13
1912	.307	86	241	45	74	11	4	0	22	26	-	11
1913	.236	80	203	23	48	5	7	1	16	34	-	13
1914	.294	121	402	49	118	17	7	4	50	59	-	18
1915	.306	154	536	80	164	19	9	1	63	79	-	33
1916	.266	146	485	72	129	17	5	1	50	72	-	25
1917	.207	43	82	13	17	1	1	1	2	16	-	7
Career	.278	769	2,444	322	623	79	35	8	221	318	-	128




FRITZ PETERSON, P

New York Yankees (1966-74); Cleveland Indians (1974-76); Texas Rangers (1976)

Highlights: 1970 All-Star; Ranked 4th in the American League in shutouts and 5th in ERA in 1969;

Ranked 4th in the A.L. in ERA and 5th in wins in 1970


Year	W	L	ERA	G	GS	CG	SHO	SV	IP	H	R	ER	BB	SO
1966	12	11	3.31	34	32	11	2	0	215.0	196	89	79	40	96
1967	8	14	3.47	36	30	6	1	0	181.1	179	88	70	43	102
1968	12	11	2.63	36	27	6	2	0	212.1	187	72	62	29	115
1969	17	16	2.55	37	37	16	4	0	272.0	228	95	77	43	150
1970	20	11	2.90	39	37	8	2	0	260.1	247	102	84	40	127
1971	15	13	3.05	37	35	16	4	1	274.0	269	106	93	42	139
1972	17	15	3.24	35	35	12	3	0	250.1	270	98	90	44	100
1973	8	15	3.95	31	31	6	0	0	184.1	207	93	81	49	59
1974	9	14	4.38	32	30	3	0	0	160.1	200	93	78	39	57
1975	14	8	3.94	25	25	6	0	0	146.1	154	73	64	40	47
1976	1	3	5.08	13	11	0	0	0	62.0	80	38	35	17	23
Career	133	131	3.30	355	330	90	20	1	2,218.2	2,217	947	813	426	1,015



BRIAN SCHMACK, P

Detroit Tigers (2003)

Year	W	L	ERA	G	GS	CG	SHO	SV	IP	H	R	ER	BB	SO
2003	1	0	3.46	11	0	0	0	0	13.0	14	6	5	4	4
Career	1	0	3.46	11	0	0	0	0	13.0	14	6	5	4	4



BRUCE VON HOFF, P


Houston Astros (1965-67)

Year	W	L	ERA	G	GS	CG	SHO	SV	IP	H	R	ER	BB	SO
1965	0	0	9.00	3	0	0	0	0	3.0	3	3	3	2	1
1967	0	3	4.83	10	10	0	0	0	50.1	52	29	27	28	22
Career	0	3	5.06	13	10	0	0	0	53.1	55	32	30	30	23




ALL-TIME MLB DRAFT

Year	Rd	Player, Pos.	Team
2008	16	Bobby Stevens, SS	Baltimore Orioles
	31	Trevor Feeney, P	Detroit Tigers
2007	39	Trevor Feeney, P	Kansas City Royals
2004	22	Rob Marconi, 3B	Baltimore Orioles
	25	Zach Minor, P	Baltimore Orioles
26	Trevor Wohlgenuth, P	San Francisco Giants	
49	Mike Santoro, OF	San Francisco Giants	
2003	12	Joe Mazzuca, SS	Florida Marlins
1997	12	Eric Welsh, 1B	Cincinnati Reds
1995	24	Jesse Richardson, P	Milwaukee Brewers
1994	7	Chris Burt, P	Milwaukee Brewers
1992	27	Tom O'Neill, 2B	San Francisco Giants
1986	21	George Naumczik, P	Atlanta Braves
1982	9	Pat Griffin, P	Oakland Athletics
1981	21	Chuck Kolotka, P	Oakland Athletics
1980	16	Thomas Roen, P	California Angels
43	Robert Spurlin, C	San Francisco Giants	
1979	9	Art Ray, P	Pittsburgh Pirates
1970	17	James Dennon, OF	Philadelphia Phillies
1968	5	Thomas Wittum, 3B	Chicago White Sox
1966	11	Roger Dutton, OF	New York Yankees
	12	Jack Merlet, 2B	Texas Rangers



Pitcher Chris Burt (above) was chosen by the Milwaukee Brewers in the seventh round, 179th overall, of the 1994 Major League Baseball Amateur Draft and remains the highest draftee in the Modern Era (1991-present). First baseman Eric Welsh (below), a 12th round choice of the Cincinnati Reds in 1997, is tied with Joe Mazucca as the second highest position player drafted in the Modern Era.



Note: Tom Tennant (no photo available) played two games during the 1912 season for the St. Louis Browns and went 0-for-2 with one run scored during his only Major League season.



2010

NORTHERN ILLINOIS BASEBALL




<<BACK

AWARDS

NEXT>>>

NORTHERN ILLINOIS BASEBALL ALL-AMERICANS




TERRY DOOLEY, 3B
1961
All-American
-NAIA




GERRY TIMM, C
1965
All-American
-AACBC (2nd)



JACK MERLET, 2B
1966
All-American
-AACBC (1st)




TOM WITTUM, 3B
1972
Academic
All-American
-GTE/CoSIDA (1st)



RANDY STEARNS, OF
1994
Freshman
All-American
-Collegiate Baseball



PAUL ERSCHEN, P
1996
Academic
All-American
-GTE/CoSIDA (2nd)



BILAL OMAR, IF
2000
Freshman
All-American
-Collegiate Baseball




ZACH MINOR, P
2001
Freshman
All-American
-Collegiate Baseball




TREVOR STOCKING, IF
2001
Freshman
All-American
-Collegiate Baseball



MATT SCHROEDER, P
2002
Freshman
All-American
-Collegiate Baseball



MARK BADGLEY, P
2003
Freshman
All-American
-Collegiate Baseball




SCOTT SIMON, IB
2003
Freshman
All-American
-Collegiate Baseball



SCOTT SIMON, IB
2004
Summer League
All-American
-Baseball America



MATT GERMAN, P
2007
All-American
-National Collegiate
Baseball Writers
Association (2nd)
-Ping! Baseball (2nd)



JORDIN HOOD, IF
2007
Freshman
All-American
-Louisville Slugger/
Collegiate Baseball
-Ping! Baseball (3rd)

NATIONAL AWARDS

NCBWA Stopper of the Year Finalist

2007 Matt German, P (one of five)
ABCA/Rawlings Gold Glove Award
2008 Adam Holdenrid, P (one of nine recipients)

All-American
1961 Terry Dooley, 3B (NAIA)
1965 Gerry Timm, C (AACBC-2nd)
1966 Jack Merlet, 2B (AACBC-1st)
2007 Matt German, P (NCBWA-2nd, Ping Baseball-2nd)

Freshman All-American
1994 Randy Stearns, OF (Collegiate Baseball)
2000 Bilal Omar, IF (Collegiate Baseball)
2001 Zach Minor, P (Collegiate Baseball)
Trevor Stocking, IF (Collegiate Baseball)
2002 Matt Schroeder, P (Collegiate Baseball)
2003 Mark Badgley, P (Collegiate Baseball)
Scott Simon, IB (Collegiate Baseball)
2007 Jordin Hood, IF (Collegiate Baseball, Ping Baseball-3rd)

Summer League All-American
2004 Scott Simon, IB (Baseball America)

Academic All-American
1972 Tom Wittum, 3B (GTE/CoSIDA)
1996 Paul Erschen, P (GTE/CoSIDA)

Lowe's Senior CLASS Award Candidate
2007 Scott Simon, IB (one of 30)

Brooks Wallace Award Watch List
2006 Scott Simon, IB
2007 Scott Simon, IB
2008 Andy Deain, P

National Baseball Congress World Series MVP
2004 Scott Simon, IB

The Sporting News National Pitcher of the Week
1998 4/1: Steve Sankey

College Baseball Foundation Honor Roll/All-Star
2007 4/10: Trevor Feeny, P; 3/21: Jesse Seykora, 3B
2008 4/15: Bobby Stevens, SS

REGIONAL AWARDS

ABCA Mideast All-Region
1975 John Graziano, OF
2006 Matt German, P (1st)
2007 Matt German, P (1st)

NCAA District 4 All-Tournament
1972 Bob Jackson, 3B

MAC AWARDS

All-MAC
1974 John Graziano, OF (2nd)
1975 John Graziano, OF (1st); Herb Blackburn, C (HM);
Mike Chapman, SS (HM); Chuck Mytich, P (HM)
1976 John Graziano, IB (1st); Mark Agnew, C (HM);
Mike Avallone, P (HM); Chris Bourjos, OF (HM)
1977 Mike Avallone, P (1st)
1979 Jeff Sevenich, 3B (2nd)
1980 Alvin Maynard, OF (1st); Mark Boothe, IB (2nd);
Jeff Sevenich, OF (2nd)
1982 Mark Boote, IB (2nd); Seth Richmond, OF (2nd);
Al Wallace, 3B (2nd)
2001 Noel Danielson, OF (2nd)
2002 John Brock, DH (2nd)
2003 Scott Simon, DH (2nd); Mark Skrukud, P (2nd)
2004 Joe Piekarz, P (1st); Zach Minor, P (2nd);
Greg Larsen, SS (2nd)
2005 Jeremy Busch, OF (1st)
2006 Matt German, P (1st); Brian Toner, OF (1st)
2007 Matt German, P (1st); Jesse Seykora, 3B (2nd);
Jordin Hood, 2B (2nd)
2008 Justin Behm C (1st); Andy Deain, P (2nd);
Trevor Feeny, P (2nd); Jeff Thomas, OF (2nd)
2009 Jordin Hood, OF (2nd)

MAC All-Tournament
2003 Joe Mazzuca, IF
2004 Eric Sansouci, OF
2007 Matt German, P
2008 Dave Reynolds, IB



2010

NORTHERN ILLINOIS BASEBALL



<<<BACK

AWARDS

NEXT>>>

Academic All-MAC

- 1976 Greg Wikierak, OF
- 1979 Kevin Sabol, OF
- 1981 Rick Sabol, OF ; David Danielski, OF
- 1982 Mark Boothe, 1B; Rick Sabol, OF
- 1999 Tony Myers, 1B
- 2000 John Brock, OF; Jason Ciarrachi, 2B; Bob Dobbertin, OF; Brad Gavelek, P; Pat Kerrigan, OF; Kyle Kimme, 3B; Brian Miller, P; Don Rodman, P; Adam Seyb, OF
- 2003 Mark Skrukruud, P
- 2004 Scott Simon, 1B
- 2007 Scott Simon, 1B

MAC Player/Pitcher of the Week

- 1981 Pitcher of the Week: 5/12-Chuck Kolotka
- 1982 Player of the Week: 5/12-Brad Kawell, OF
- 1998 Pitcher of the Week: 4/1-Steve Sankey
- 1999 Player of the Week: 3/22-Joe Millroy, IF
- 2000 Player of the Week: 4/18-Joe Millroy, IF
Pitcher of the Week: 4/6-Brian Villardito
- 2001 Player of the Week: 3/15-Dan Urban, OF;
4/30-Noel Danielson, OF
Pitcher of the Week: 4/20-Brad Gavelek
- 2002 Player of the Week: 4/29-Rob Marconi, IF;
5/13-Dan Urban, IF
Pitcher of the Week: 5/6-Mark Skrukruud
- 2003 Player of the Week: 3/4-Mike Santoro, OF;
3/10-Joe Mazzzuca, IF
Pitcher of the Week: 4/14-Zach Minor;
5/19-Mark Skrukruud
- 2004 Player of the Week: 3/15-Scott Simon, DH;
4/12-Scott Simon, DH
Pitcher of the Week: 2/23-Zach Minor; 3/1-Joe Piekarz;
4/26-Joe Piekarz; 5/10-Joe Piekarz
- 2005 Player of the Week: 3/4-Mike Santoro, OF
Pitcher of the Week: 3/7-Brian Smith; 5/16-Brian Smith
- 2006 Player of the Week: 2/27-Brian Toner, OF;
3/6-Scott Simon, 1B; 3/27-Scott Simon, 1B
Pitcher of the Week: 3/6-Nick Hall
- 2007 Player of the Week: 3/19-Jesse Seykora, 3B;
4/9-Jordin Hood, 2B; 5/20-Tim Kamin, SS
Pitcher of the Week: 2/27-Mark Badgley;
4/16-Matt German; 5/7-Matt German
- 2008 Pitcher of the Week: 3/4-Adam Holdenrid;
3/24-Adam Holdenrid
- 2009 Player of the Week: 3/23-Jordin Hood, OF;
5/18-Jordin Hood, OF; 4/20-Dave Reynolds, 1B
Pitcher of the Week: 3/3-Andy Deain;
3/12-Chuck Lukanen


PAST LEAGUE AWARDS

Midwestern Collegiate Conference Player of the Year

1995 Jesse Richardson, P

All-Midwestern Collegiate Conference

1995 Scott Lange, C (1st); Jesse Richardson, P (1st);



Jesse Richardson set a NIU record with nine wins and earned MCC Pitcher of the Year in 1995.

- Brock Morrison, OF (2nd)
- 1996 Gerad Gast, OF (1st); Ryan Butcher, OF (2nd)
- 1997 Eric Welsh, 1B (1st); Brett Gautcher, 2B (2nd); Mike O'Neill, SS (2nd); Joe Rodriguez, 3B (2nd)

Midwestern Collegiate Conference All-Tournament

- 1995 Brock Morrison, OF
- 1996 Jason King, OF (MVP); Gerad Gast, OF; Tim Kuncis, DH; Mike O'Neill, SS; Paul Erschen, P
- 1997 Brett Gautcher, 2B; Joe Rodriguez, 3B

Midwestern Collegiate Conference Weekly Awards

- 1996 Player of the Week: 4/15-Steve Webb, C;
5/6-Ryan Butcher, C
Pitcher of the Week: 3/25-Kyle Johansen;
4/29-Kyle Johansen
- 1997 Player of the Week: 3/31-Eric Welsh, 1B
Pitcher of the Week: 4/7-Paul Erschen

All-Mid-Continent Conference

- 1992 Mike Birska, OF/3B (2nd)
- 1993 Mike Birska, OF (1st); Greg Gargani, DH; Zach Zavac, OF/1B (2nd)
- 1994 Mike Birska, OF (2nd); Randy Stearns, OF (2nd)

Academic All-Mid-Continent Conference

- 1994 Josh Brown, P; Jason King, OF/1B; Brock Morrison, OF; John Ryan, 3B; Paul Schimbke, P; Tom Steel, OF

Mid-Continent Conference Weekly Awards

- 1994 Pitcher the Week: 4/10-Chris Burt;
4/24-Paul Schimbke

All-Midwestern Conference

- 1972 Lindle Dailey, OF (1st); Lee Hansen, P (1st); Bob Jackson, OF (1st); Bruce Meredith, 1B (1st); Bob Mestek, P (1st); Tom Wittum, 3B (1st)

Illinois Intercollegiate Athletic Conference MVP

- 1946 Bob Kaczala
- 1950 Jake Stap, P
- 1965 Jack Merlet, 2B

All-Illinois Intercollegiate Athletic Conference

- 1950 Jack Brumm, P (1st); Bill Eiserman, C (1st); Bob Vidimos, OF (1st); Ray Meath, 2B (1st); Gene Davis, P (2nd); Bob Carlson, 3B (2nd)
- 1951 Jake Stap, P (1st); Bill Eiserman, C (1st); Fran Cahill, P (1st); Sam Bedrosian, OF (2nd); Ray Meath, 2B (2nd)
- 1957 Ray Youngdahl, OF (1st); Jim Caldwell, C (1st)
- 1959 George Evans, SS (1st); Larry Gentry, P (1st); Joe Plaskas, P (1st); Bob Soltis, 2B (2nd)
- 1960 Larry Gentry, P (1st); George Evans, SS (HM)
- 1961 Terry Dooley, 3B (1st); Joe Blume, OF (1st); George Evans, SS (2nd); Joe Plaskas, OF (2nd); Joe Plaskas, P (HM); Al Otto, OF (HM)
- 1963 Arny Vesely, 3B (1st); Al Otto, OF (1st); Fritz Peterson, P (1st); Jack Merlet, 2B (2nd); Larry Peddy, C (2nd); Steve Land, OF (HM)
- 1965 Jack Merlet, 2B (1st); Arny Vesely, 3B (1st); Willie Hanson, 2B (2nd); Bill Malinowski, OF (2nd); John Bonney, P (2nd); Bruce Pecka, P (2nd); Gerry Timm, C (HM)
- 1966 Jack Merlet, 2B (1st); Roger Dutton, OF (1st); John Bonney, P (1st); Pat Kramer, OF (2nd); Willie Hanson, 1B (HM); Bill Ahearn, OF (HM); Steve Ruskin, P (HM)

NIU ACADEMIC HONORS

Victory Scholars (3.50-4.00 GPA)

- 1994 Paul Erschen (P)
- 1995 Paul Erschen (P), Brock Morrison (OF)
- 1996 Paul Erschen (P), Brock Morrison (OF)
- 1997 Paul Erschen (P), Brett Gautcher (IF), Brad Gavelek (P)
- 1998 Brad Gavelek (P), Matt Mittman (IF)
- 1999 Brad Gavelek (P), Pat Kerrigan (OF), Matt Mittman (IF)
- 2000 Jason Ciarrachi (IF), Bob Dobbertin (OF),

- Brad Gavelek (P), Pat Kerrigan (OF), Matt Mittman (IF), Travis Smith (P)
- 2001 Jason Ciarrachi (IF), Matt Mittman (IF), Travis Smith (P), Lucas Strom (P)
- 2002 Jason Ciarrachi (IF), Joe Mazzuca (IF), Travis Smith (P)
- 2003 Scott Simon (1B), Travis Smith (P), Jason Ciarrachi (IF)
- 2004 Brad Heinz (P)
- 2005 Josh Goodwin (P), Pat Minogue (OF), Mike Eggert (P)
- 2006 Pat Minogue (OF), Bobby Stevens (SS)
- 2008 Pat Minogue (OF), Zach Oates (P), Tom Zelasko (P)
- 2009 Kyle Glancy (P), Wes Shryock (IF), Troy White (IF)

Huskie Scholars (3.00-3.49 GPA)

- 1991 Chris Mershon (IF), John Ryan (IF)
- 1992 Brent Horlock (P), Bernard Lee (P), Chris Mershon (IF), Tom O'Neill (IF), John Ryan (IF), Paul Schimbke (P), Joel Schmitz (IF)
- 1993 Mark Fitzpatrick (P), Brian Ludden (IF), John Ryan (IF), Paul Schimbke (P), Tom Steel (OF)
- 1994 Josh Brown (P), Brock Morrison (OF), John Ryan (IF), Paul Schimbke (P)
- 1995 Kyle Johansen (P), Jason King (IF), Joe Simmons (P), Steve Webb (C)
- 1996 Roberto Acevedo (P), Kyle Johansen (P), Jason King (OF), Dominic Roppa (C), Steve Webb (C)
- 1997 Bob Dobbertin (IF), Marc Dote (C), Kyle Johansen (P), Brian Miller (P), Tom Moore (OF), Tony Myers (IF), Joe Rodriguez (IF/P), Dominic Roppa (C)
- 1998 Bob Dobbertin (IF), Brett Gautcher (OF), Kyle Johansen (P), Kyle Kimme (IF), Chuck Laird (OF), Brian Miller (P), Tom Moore (OF), Tony Myers (IF), Don Rodman (P), Adam Seyb (IF)
- 1999 Brian DeBernardi (P), Bob Dobbertin (OF), Kyle Kimme (IF), Tony Myers (IF), Brian Miller (P), Dominic Roppa (C), Jason Schmitt (OF), Ken Sterling (1B)
- 2000 Matt Alexander (IF), John Brock (OF), Brent Coyner (IF), Mike Hochhauser (OF), Kyle Kimme (IF), Mark Mallo (OF/P), Brian Miller (P), Don Rodman (P), Adam Seyb (OF)
- 2001 Matt Alexander (IF), Stephen Ayers (P), John Brock (OF), Jeremy Busch (P), Brent Coyner (IF), Dave Garcia (C), Mike Hochhauser (OF), Pat Kerrigan (OF), Kyle Kimme (IF), Mark Mallo (OF/P)
- 2002 John Brock (DH), Brent Coyner (IF), Dave Garcia (C), Mike Hochhauser (IF), Pat Kerrigan (OF), Mike Kukla (C), Savares McCarter (OF), Bilal Omar (IF), Kyle Pettengell (IF), Mark Skrukruud (P), Max Sulzberger (P), John Welter (C)
- 2003 John Brock (DH), Dave Garcia (C), Joe Mazzuca (IF), Kyle Pettengell (IF), Mark Skrukruud (P), John Welter (C)
- 2004 Dan Atkenson (P), Kyle Pettengell (IF), Eric Sansouci (OF), Mike Santoro (OF), Scott Simon (1B), Mark Skrukruud (P), Bill Toy (P)
- 2005 Matt Behren (C), Scott Simon (1B), Brad Heinz (P), Dan Atkenson (P), Kyle Pettengell (IF), Mike Santoro (OF)
- 2006 Dan Atkenson (P), Matt Behren (C), Andy Deain (P), Brad Heinz (P), Kyle Pettengell (IF), Scott Simon (1B)
- 2007 Dan Atkenson (P), Matt Behren (C), Joe Buonavolanto (IF), Brad Heinz (P), Pat Minogue (OF), Scott Simon (1B), Bobby Stevens (SS)
- 2008 Dan Atkenson (P), Nick Badgley (OF/P), Cody Beck (P), Matt Behren (C), Joe Buonavolanto (IF), Joe Etcheverry (IF), Tim Kamin (IF), Marvin Sanchez (SS), Bobby Stevens (IF)
- 2009 Cody Beck (P), Alex Beckmann (IF), Matt Behren (C), Joe Buonavolanto (IF), Pat Minogue (OF), Nick Morreale (OF/C), Zach Oates (P)



<<<BACK


ALL-TIME LETTERWINNERS

NEXT>>>


ALL-TIME LETTERWINNERS LIST




Clayton Armstrong




Sam Bedrosian




Pat Conroy



Andy Hannigan



Willie Hanson



Jim Kreeger



Steve Land

-A-

Aceto, Joe	1954	IF/P
Ackermann, Dick	1956	
Adams, Carl	1953-54	2B
Agnew, Mark	1975-76	C
Aguado, Nicolas	1997	2B
Ahearn, Bill	1965-67	OF
Alexander, Matt	2000	IF
Allen, Brad	2008	P/IF
Anderson, Russ	1973-74	2B
Angel, George	1962	P
Armstrong, Clayton	1976-78	OF
Arnieri, Steve	1977-78	OF/IB
Atkinson, Dan	2005-08	P
Avallone, Mike	1974-77	P
Ayers, Stephen	2000-01	P

-B-

Baar, Mike	1970-73	Mgr.
Babiarz, Rich	1980-82	P
Bach, James	1993-96	2B
Badgley, Dan	1997, '99-2001	P
Badgley, Mark	2003-04, '06-07	P
Badgley, Nick	2008-09	P/OF
Badgley, Zach	2009-	P
Baker, Bob	1952-55	P/IF
Barrone, Derek	2002-03	C
Barry, Tom	2009-	P
Battle, Drake	1979-82	P
Bauza, Aaron	1997	P
Bechtloff, Dale	1963-64	C
Beck, Cody	2007-09	P
Beckmann, Alex	2009-	IF
Beckway, Greg	1964-65	P
Bednarcik, John	1951-52	3B/IB
Bedrosian, Sam	1951-54	OF
Behm, Justin	2006-09	C
Behren, Matt	2006-09	C
Bergman, Jeremy	1993	P
Besteman, Marc	2005-07	2B/SS
Betke, Don	1958	P
Beverlin, Jack	1967	P
Birsa, Mike	1992-94	OF
Bissa, Lou	1953-56	P
Blackburn, Herb	1974-75	C
Blair, Jake	2004-05	OF
Blanton, Jerry	1974-75	3B-P
Blume, Joe	1959-62	SS-2B
Bombino, Rafael	1999	C
Bonney, John	1965-66	P
Boothe, Mark	1979-82	IB
Borges, Jaime	1978-79	IF
Bourjos, Chris	1975-76	OF
Boudreau, Charles	1956	
Boyd, Bob	1959	IF
Braden, Dave	1981	2B
Brasic, Dan	1966-67	P
Brauer, Howie	1977	2B
Bridges, Rick	1982	OF
Briggs, Steve	2002	IF
Brines, Mark	1977-80	C/OF
Brock, John	2000-02	OF
Brown, Dave	1977	P
Brown, Josh	1991-94	P
Brown, Mike	2002-04	OF
Bryan, Terry	1963	Mgr.
Buonavolanto, Joe	2007-	IF
Burdi, Tom	1982	P
Burt, Chris	1993-94	OF/P

Busch, Jeremy	2002-05	OF/P
Butcher, Ryan	1994-96	OF
Butler, Steve	1997	P/DH
Butts, Dan	1975	OF

-C-

Cahill, Frank	1951	IB
Caine, Jim	2003-04	P
Caldwell, Jim	1958	OF
Cannon, Fred	1954	OF
Carnes, Jeff	1991	OF
Carr, Dennis	1966	3B
Chapman, Mike	1974-75	SS
Christopher, Jim	1958-59	IF
Ciarrachi, Jason	2000-02	IF
Cohen, Barry	1970	P
Coldebella, Gildo	1958	IF
Collins, Mark	1977-78	2B
Colucci, Dan	1992-93	C
Conlee, Keith	1973-74	2B
Conroy, Pat	1966-68	C/IB
Copp, Brandon	2006-09	P
Corchin, Mike	1970	P
Coyner, Brent	2001-02	IF
Cygan, Brian	1993-96	C/OF
Czarnecki, Ronald	1955-56	
Czarnecki, Ron	1979-80, '82	C/SS
Czosek, Dave	1979	P

-D-

Dailey, Lindle	1971-72	OF
Dangerfield, Larry	1958	P
Danielski, Dave	1980-81	OF
Danielson, Noel	2001-02	OF
Danis, Don	1954	IF
Davila, Jim	1976-77	P
Davis, Knic	2001-02	P
Deain, Andy	2006-08, -	P
DeAngelis, Hank	1973-74	C
DeBernardi, Brian	1999	IB/OF
DeBouck, Gerald	1975	C
Dee, Scott	1981	C
Delaporte, Ed	1952-54	P
DeMarco, Dan	1977-79	P
Demith, Rich	1958	IF
Dennor, Jim	1969-71	IB
DeWane, Ray	1955	P
Dillenburg, John	1969	P
Dillon, Jim	1979-80	P
Dobbertin, Bob	1998, 2000-01	OF
Dooley, Terry	1961-64	3B
Dote, Marc	1997	C
Drugan, Terry	1973	OF
Duffy, Matt	1991	P
Dunaway, Jeff	2004	IF
Dunn, Jack	1952	IB
Dutton, David	1993-94	P
Dutton, Roger	1964-66	OF
Dwyer, Bob	1964-65	Mgr.
Dykstra, Brent	1997-98	P

-E-

Earl, Dave	1981-82	OF
Egan, Bill	1953-56	OF
Eiserman, Bill	1952	C
Elatkin, Marc	1978	P
Elliott, Jim	1956	
Engemann, John	1964	P
Epperson, Tony	1996-97	P
Erschen, Paul	1994-97	P

Etcheverry, Joe	2008-	IB
Evans, George	1959-61	SS
Exclusa, Hector	1982	P

-F-

Fabry, Roy	1954-55	IF
Faso, Chuck	1955	
Feeney, Trevor	2005-08	P
Feldmann, Doug	1991-92	IB/OF
Fiday, Ray	1965	OF
Finch, Tom	1976	C
Fiore, Bob	1966-68	P
Fiore, Mark	1992	C
Flowers, Jerry	1955-59	P
Franke, Wayne	1967-69	OF
Frantini, Brett	2009-	C
Frase, Bruce	1972, '75-77	IF
Fruth, Terry	1974-75	P
Funsch, Terry	1979-80	P

-G-

Garcia, Dave	2001-02	C
Gardner, Mike	1991	IF
Gargani, Greg	1992-93	2B
Gargano, Pete	1979	OF
Garvey, Ed	1982	P
Gast, Gerard	1995-96	OF
Gautcher, Brett	1997-98	OF/2B
Gavelek, Brad	1998, 2000-01	P
Gelwix, Mike	1974	3B
Gentry, Larry	1958-60	P
Geraghty, Brian	1995	OF
German, Matt	2004-07	P
Gilbert, Jim	1973	P
Gillingham, Tug	2004-05	C
Glancy, Kyle	2009-	P
Golak, Derek	2000	IF
Golz, Harold	1965-66	C
Goodwin, Josh	2004-05	P
Gorski, Dickson	1977-78	P
Graham, Billy	1952-55	P
Grant, Colin	2006	IF
Graziano, John	1974-75	IB/OF
Green, Baker	1977-79	P
Griffin, John	1998	IB
Griffin, Pat	1980-82	P
Gurney, Jim	1991-94	P
Guss, Glenn	1969-71	P

-H-

Hahn, Ray	1969-70	P
Hall, Jeff	2002-05	P
Hall, Nick	2003-06	P
Halm, Pete	1963	IF
Hannigan, Andy	1970-73	IB
Hansen, Lee	1969-72	P
Hanson, Willie	1965-67	IB
Hanula, Dave	1969	P
Hardman, Steve	2000-01	P
Harrison, Bill	1975-77	OF
Hayes, Larry	1974-77	IB/P
Hazen, Joe	1976	P
Heinzl, John	1969, '71	P
Henigan, Mike	1961	2B
Hermesen, Jake	2009-	P/OF
Hernandez, Larry	1981-82	OF
Hlad, Randy	1972-74	P
Hochhauser, Mike	2000, '02-04	IF/OF
Hodge, Brandon	2005-06	P
Hodson, Tom	1963-64	OF

Holdenrid, Adam	2005, '07-08	P
Holmes, J.C.	1993-96	3B
Hood, Jordin	2007-	3B
Hoppe, Richard	1967-69	IF
Horlock, Brent	1991-92	P
House, Brandon	2008-09	OF
Howie, Jim	1977-79	P
Huisman, Josh	1999	3B
Hunziker, Dennis	1959	OF
Hynes, Tom	1967, '69	3B

-I-

Iacobucci, A.	1955	
Isaac, Marty	1976	C

-J-

Jackson, Bob	1970-73	3B
Jacobs, Bryan	1972	P
Jernstad, Matt	2005-08	P
Jesensky, Joe	1967-69	OF
Jewett, Daniel	2006-07	OF
Johansen, Kyle	1995-97	P
Johnsen, Carl	1955	P
Johnson, John	1991-92	OF
Johnson, Wade	1967-68	P
Jones, Alex	2009-	IF
Jones, Billy	1981-82	2B
Jordan, Joe	1977-78	P
Jukich, Forrest	1974, '76	OF
Justice, Bob	1977-78	OF

-K-

Kaczmarecki, Richard	1975	3B
Kamin, Tim	2005-08	2B/SS
Kapacinskas, Sam	2008-	C
Kaput, Tom	1974-76	Mgr./P
Kawell, Brad	1980-82	SS/OF
Kellam, Brett	2006-07	OF/P
Kelley, Kevin	1976-78	P
Kelly, DeWayne	1975-76	IB
Kerrigan, Pat	1999-2002	OF
Kersten, Randy	1970-73	SS
Ketza, Larry	1982	P
Kimme, Kyle	1998-2001	2B
King, Jason	1995-96	IB/OF
Klutchartch, Steve	1978	P
Klusendorf, Don	1960	3B
Kmet, Dave	1960-62	P
Knaga, Gene	1971	SS
Knox, Jim	1970	SS
Kolb, Bob	1970	P
Kolotka, Chuck	1980-81	P
Kolzow, Tom	1982	P
Korkosz, Mike	1973	P
Kramer, Pat	1963-66	OF
Krattenmaker, Gary	1974-77	P
Kreeger, Jim	1958-60	OF
Kreeger, R.	1951	P
Krempa, Frank	1968-70	C
Kukla, Mike	2003-05	C
Kuna, Dick	1956	
Kuncis, Tim	1995-96	IF
Kvitek, Chris	1991	C

-L-


Laffey, Tom	1958-59	IF
Laird, Chuck	1995-98	OF
Lamb, Ron	1968	OF
Lamont, Les	1959-61	P
Land, Steve	1961-64	IF




<<<BACK

ALL-TIME LETTERWINNERS


NEXT>>>



Rob Marconi




Bob Mestek



Tom O'Neill, Sr.




Al Otto



Jeff Sevenich



Larry Wyllie



Jim Yagen

Lange, Denny	1959-62	P
Lange, Scott	1994-95	C
Larsen, Greg	2002-05	IF
Larsen, Paul	1982	C
Lathrum, Gary	1972	P
LaVine, Jim	1963	1B
Lawson, Al	1953-56	OF
Lee, Bernard	1991-92	P
Leon, Larry	1951-52	OF
Lidwin, Jim	1972-73	SS
Long, Jim	1961-62	1B
Lorenz, Terry	1972-73	P
Luce, John	1982	P
Luckman, Terry	1976-78	P
Luebke, Mike	1991	IF
Ludden, Brian	1993-94	IF
Lukanen, Chuck	2009-	P
Luquet, Dennis	1976-77	2B

-M-

Malinowski, Bill	1962-65	OF
Mallo, Mark	2000, '02-04	P
Mals, Ray	1982	P
Manning, Ben	1996-99	OF
Marconi, Rob	2001-04	3B
Marinelli, Gregg	1966-68	IF
Marinelli, Lou	1956	
Marino, Frank	1951-52	P
Markusic, Dave	1993-96	P
Martin, Jason	1995	IF
Mateja, Bill	1952	C
Maynard, Alvin	1979-80	OF
Maziur, Anthony	2007-09	OF
Mazzoni, Don	1954-55	
Mazzuca, Joe	2003	SS
McArthur, Jim	2000-01	C
McCarthy, Brian	1981-82	P
McCole, Bernie	1951-52	P
McGrail, Dan	1976	1B
McKinzie, Jim	1952	OF
McRoy, Lloyd	1956	
McShane, Marc	1994-95	2B
Meath, Ray	1951	2B
Melichar, Mike	1998	OF
Mendez, Tom	1977, '79	2B
Meredith, Bruce	1971-72	1B
Merlet, Jack	1963-66	2B
Mershon, Chris	1991	2B
Mershon, Mark	1991-92	OF
Mestek, Bob	1970-72	P
Meyer, Hal	1978-81	C
Meyer, Loren	1964	P
Middleton, Bob	1958	IF
Milam, Kent	1960	OF
Minogue, Pat	2006-09	OF
Minor, Zach	2001-04	P
Miller, Bob	1959	P
Miller, Brian	1998-2001	P
Miller, Leon	1962-63	P
Milroy, Joe	1997-2000	IF/DH
Mittman, Matt	1998	2B
Molitor, Don	1958	UF
Monroe, Calvin	1971	P
Moody, Leon	1997	OF
Moore, Brian	1972-73	OF
Moore, Tim	1972-73	OF
Moore, Tom	1997-98	OF
Moreland, Ron	1958	P
Mores, Mike	1970	P
Morreale, Nick	2009	IF/C

Morris, Barry	1974	OF
Morrison, Brock	1994-95	OF
Moss, Chuck	1961-62	P
Mueller, Bob	1969	P
Murray, Doug	1970-71	2B
Myers, Tony	1996-99	3B
Mytich, Chuck	1974-75	P

-N-

Nagode, James	1955-56	
Nedry, Bob	1956	
Nelson, Brandon	2001	P
Nero, Jim	1953	1B
Neubert, Tom	1974	P
Neukirch	1951	OF
Newlan, Lee	1982	P
Nuti, Dave	1980-81	P
Nykiel, Dave	2005-08	P

-O-

Oates, Zach	2008-	P
Odegard, Frank	1951-52	P
Odem, Rucker	1998-99	OF
Offerman, Nick	1998-99	P
Ognibene, Benny	1981-82	1B
Olen, Gary	1968-69	IF
Olichwier, Jim	1964	P
Olson, Elmer	1953	P
Omar, Bilal	2000-02	IF
O'Neill, Mike	1995-98	SS
O'Neill, Sr., Tom	1966-67	2B
O'Neill, Jr., Tom	1992	2B
Oros, Gary	1975-76	P
Ostrowski, Ralph	1965-66	P
Otto, Al	1961-64	OF/IF
Owens, Kyle	1981	OF
Owens, Josh	2002-04	IF/P

-P-

Pacanowski, Bob	1979	OF
Patterson, Dave	1978	P
Pattie, Chuck	1962	OF
Paulsen, Chip	1992-93	1B
Pecka, Bruce	1964-67	P
Peddy, Larry	1960-63	C
Peterson, Fritz	1962-63	P
Peterson, Mike	1958	IF
Pettengell, Kyle	2003-06	IF
Pevonka, Dave	1981	P
Piazza, John	1973	IF
Pickerill, Ken	1951-52	C
Piekarz, Joe	2003-04	P
Piffner, John	1976-77	SS
Pitsch, Dave	1969-71	C
Plesha, Jim	1956	
Plaskas, Joe	1959-61	OF/P
Plesha, Tom	1975	P
Poehlmann, John	1981-82	3B/2B
Porter, Dan	1982	C

-R-

Radtke, Ralph	1970-73	C
Raffaelli, Caesar	1960	3B
Rauk, Terry	2003	OF
Ray, Arthur	1977-79	P
Reed, Danny	2007-08	OF
Reicher, Josh	1992	P
Reicher, Tim	1992	P
Reid, Josh	2003	C
Rende, Dave	1974	1B

Reynolds, Dave	2007-	1B
Rich, Jim	1980	1B
Richardson, Jesse	1992-95	P
Richmond, Seth	1981-82	OF
Riebel, Eric	1991	1B
Roach, Jim	1973-75	P
Robinson, Casey	1982	OF
Rodman, Don	1998-2001	P
Rodriguez, Joe	1997-98	3B
Roen, Tom	1979-80	1B/P
Ronek, Mark	1991	C
Roppa, Dominic	1996-98	C
Ross, Ron	1963-64	P
Ruskin, Steve	1965-67	P
Ryan, John	1991-94	3B
Ryan, Tim	2007	C/OF

-S-

Sabatino, Ralph	1978, '80	OF/P
Sabol, John	1975-76	P
Sabol, Kevin	1977-79	OF/1B
Sabol, Rick	1979-82	1B/OF
Sanchez, Marvin	2008-	IF
Sankey, Steve	1997-99, 2001	P
Sansouci, Eric	2004-05	OF
Santoro, Mike	2002-03, '05	OF
Sarina, John	1952-54	3B
Scarpace, Frank	1978	SS/3B
Schabert, Dale	1979	1B
Scherer, Bob	1959-60	OF
Schroeder, Matt	2002	P
Schauenberg, Steve	1971	P
Schimbke, Paul	1991-94	P
Schmack, Brian	1992-95	P
Schmitt, Jason	1998-99	OF
Schmitt, Jeff	1992-93, '95-96	P
Schmitz, Joel	1992-93	SS
Schwab, Jason	1993	IF
Schwarzbach, Jim	1964-65	IF
Seamans, Bob	1958-59	OF
Sebby, Dean	1982	P
Sevenich, Jeff	1977-80	3B
Sewell, Kevin	2000	OF
Seyb, Adam	1997-98, 2000	OF
Seykora, Jesse	2006-07	3B
Shanholtzer, Rick	1970	OF
Shelton, Vernon	1965	OF
Sienkiewicz, Dick	1953	C
Simmons, Joe	1995	P
Simon, Arnie	1954	IF
Simon, Scott	2003-04, '06-07	1B
Skrukrud, Mark	2002-03	P
Sliva, Rich	1980-82	2B
Small, George	1977-78	OF
Smith, Brian	2005-06, '08-	P/OF
Smith, Chris	1991	SS
Smith, Kevin	2008-	C
Smith, Travis	2001-02	P
Smoot, Steve	1965	P
Soltis, Bob	1956, '59-60	2B
Sopena, Miguel	1978-81	2B
Sowa, Glenn	1969	P
Spahn, Tom	1969-71	P
Spence, Casey	1991	P
Spina, Jim	1970	OF
Spurlin, Bob	1977-80	C
Stanford, Carlos	1977-80	OF
Stap, Jake	1951-52	P
Stearns, Randy	1994	OF
Steel, Tom	1992-95	OF

Steiger, Matt	2002-04	P
Stevens, Bobby	2006-08	SS
Stillwell, Nathan	2001-04	P
Stocking, Trevor	2001-02	IF/P
Stover, Lloyd	1976-77	IF
Stringer, Justin	1996-98	P
Strom, Lucas	1996-97, 2001	P
Sulzberger, Max	2002	P
Szybowicz, Scott	1980-81	P

-T-

Taylor, Bob	1972	C
Teutmacher, Jim	1961, '63-64	P
Thomas, Jeff	2005-08	OF
Timmer, Gerry	1964-65	C/1B
Toner, Brian	2005-06	OF
Tortorici, Phil	1953-54	OF
Trautvetter, Corey	1998-2000	P

-U-

Urban, Dan	2001-03	OF/IF
------------	---------	-------

-V-

Vanden Berg, Joel	1999-2002	IF
Vanden Berg, John	1999-2000	C
Venetucci, Anthony	2003-06	C
Vesely, Arny	1963-65	3B
Villardito, Brian	2000	P
Virgili, Ernie	1966-68	IF
Visci, Pat	1968-69	OF
Von Hoff, Bruce	1963	P
Von Hoff, Burt	1972-73	P

-W-

Wagner, Gary	1971-74	P
Wakefield, Chris	2009	IF/P
Wallace, Al	1980-82	3B
Ward, Kevin	1980	P
Wasco, Gene	1951-52	SS
Webb, Steve	1993-96	C
Weingart, Chad	1995-98	C
Welsh, Eric	1995-97	1B
White, Troy	2009-	IF
Wickersham, Brad	1979-82	P
Wikierak, Gregg	1974-76	OF
Wilkon, Jeff	1982	C
Wiszwatny, Walt	1967, '69	OF
Witt, Les	1954-55	IF
Wittum, Tom	1969-72	3B
Wohlgenuth, Trevor	2004	P
Woods, Horace	1991-92	OF
Wright, Jack	1956	
Wyatt, Michael	1981	P
Wyllie, Larry	1957-59	OF

-Y-

Yagen, Jim	1970-72	OF
Yndestad, Fred	1956	
Yong, Jack	1979-80	3B
Young, Dave	1974	3B
Young, Mike	1991-92	P
Youngdahl, Ray	1958	IF

-Z-

Zaluba, Joe	1966	C/OF
Zavac, Zach	1991-94	OF/1B
Zelasko, Tom	2008-	P
Zerbenski, Walter	1964-66	Mgr.
Zollmann, Jason	1999	SS

Current players in bold



<<<BACK


YEARLY STATS

NEXT>>>


YEAR-BY-YEAR HITTING LEADERS

Major categories since 1951. NIU season records in bold.


BATTING AVERAGE		HITS		RUNS SCORED		HOME RUNS		RUNS BATTED IN		STOLEN BASES	
College Division Era		College Division Era		College Division Era		College Division Era		College Division Era		College Division Era	
1951	355 Bill Eiserman	1951	22 Bill Eiserman	1951	17 John Bednarcik	1951	4 Fran Cahill	1951	14 Fran Cahill	1951	5 Pete Neukirch
1952	.292 Sam Bedrosian	1952	17 John Sarina	1952	8 Jim McKinzie	1952	1 three tied	1952	7 Gene Wasco	1952	6 Jim McKinzie
1953	.345 John Sarina		Sam Bedrosian		Sam McKinzie	1953	2 Sam Bedrosian	1953	12 Sam Bedrosian	1953	8 Sam Bedrosian
1954	.338 Sam Bedrosian	1953	21 Sam Bedrosian	1953	16 Sam Bedrosian	1954	6 Sam Bedrosian	1954	21 John Sarina	1954	8 Sam Bedrosian
1955	.271 Bill Egan	1954	23 Sam Bedrosian	1954	17 Sam Bedrosian	1955	4 Tony Iacobucci	1955	14 Tony Iacobucci	1955	4 Charles Faso
1956	Not Available	1955	18 Ronald Czarniecki	1955	13 Charles Faso	1956	Not Available	1956	Not Available	1956	Not Available
1957	Not Available	1956	Not Available	1956	Not Available	1957	Not Available	1957	Not Available	1957	Not Available
1958	383 Bob Middleton	1957	Not Available	1957	Not Available	1958	3 Bob Middleton	1958	14 Ray Youngdahl	1958	4 Bob Middleton
1959	.411 Joe Plaskas	1958	23 Bob Middleton	1958	15 Bob Middleton	1959	4 Jim Kreeger	1959	23 Jim Kreeger	1959	15 Bob Boyd
1960	.328 Larry Peddy		Ray Youngdahl	1959	29 Bob Boyd	1960	4 George Evans	1960	25 George Evans	1960	9 Joe Blume
1961	.382 Terry Dooley	1959	44 Bob Boyd	1960	22 Joe Blume	1960	5 Terry Dooley	1961	27 Terry Dooley	1961	21 Joe Blume
1962	.360 Al Otto	1960	26 George Evans	1961	27 Terry Dooley	1961	6 Al Otto	1962	32 Al Otto	1962	10 Joe Blume
1963	.355 Larry Peddy	1961	39 Terry Dooley	1962	27 Joe Blume	1963	5 Al Otto	1963	28 Al Otto	1963	5 Pat Kramer
1964	.385 Bill Malinowski	1962	40 Al Otto	1963	30 Jack Merlet	1964	4 Gerry Timm	1964	23 Gerry Timm		Jack Merlet
1965	.325 Army Vesely	1963	41 Steve Land	1964	26 Al Otto	1965	4 Jack Merlet	1965	21 Gerry Timm	1964	9 Bill Malinowski
1966	.423 Jack Merlet	1964	38 Steve Land	1965	27 Army Vesely	1966	4 Roger Dutton	1966	19 Jack Merlet	1965	12 Bill Malinowski
1967	.389 Pat Conroy	1965	37 Army Vesely	1966	23 Jack Merlet	1967	12 Pat Conroy	1967	32 Pat Conroy	1966	16 Pat Kramer
	Division I Era	1966	33 Jack Merlet	1967	27 Gregg Marinelli		Division I Era		Division I Era	1967	5 Willie Hanson
1968	.321 Gregg Marinelli	1967	41 Gregg Marinelli		Division I Era	1968	3 Pat Conroy	1968	18 Gary Olen		Division I Era
1969	.358 Gary Olen		Division I Era	1968	21 Gary Olen	1969	3 Jim Dennon	1969	19 Jim Dennon	1968	7 Joe Jesensky
1970	.375 Tom Wittum	1968	35 Gregg Marinelli	1969	23 Pat Visci	1970	5 Tom Wittum	1970	34 Tom Wittum	1969	4 three tied
1971	.393 Tom Wittum	1969	38 Gary Olen	1970	26 Jim Knox	1971	8 Tom Wittum	1971	31 Tom Wittum	1970	14 Jim Knox
1972	.426 Bob Jackson	1970	42 Tom Wittum	1971	28 Tom Wittum	1972	7 Tom Wittum	1972	33 Tom Wittum	1971	10 Lindle Dailey
1973	.333 Andy Hannigan	1971	44 Tom Wittum	1972	28 Lindle Dailey	1973	3 Jim Lidwin	1973	25 Andy Hannigan	1972	14 Lindle Dailey
1974	.363 John Graziano	1972	40 Bob Jackson	1973	26 Terry Drugan	1974	5 John Graziano	1974	29 John Graziano		Bruce Meredith
1975	.379 John Graziano		Tom Wittum	1974	25 John Graziano	1975	10 John Graziano	1975	39 Jay Graziano	1973	11 Terry Drugan
1976	.345 Mark Agnew	1973	32 Andy Hannigan	1975	28 Chris Bourjos	1976	4 Chris Bourjos	1976	25 Mark Agnew	1974	6 three tied
1977	.438 Clayton Armstrong	1974	45 John Graziano	1976	22 John Piffner	1977	3 Jeff Sevenich	1977	27 Bob Justice	1975	6 Mike Chapman
1978	.328 Mark Brines	1975	44 John Graziano	1977	29 Clayton Armstrong	1978	4 Bob Justice	1978	21 Bob Justice	1976	13 Chris Bourjos
1979	.407 Jeff Sevenich	1976	40 Mark Agnew	1978	24 Bob Justice	1979	4 Alvin Maynard	1979	26 Mike Brines	1977	22 Bob Justice
1980	.439 Mark Boothe	1977	51 Bob Justice	1979	34 Alvin Maynard	1980	38 Alvin Maynard	1980	41 Jeff Sevenich	1978	14 Clayton Armstrong
1981	.389 Mark Boothe	1978	37 Bob Justice	1981	34 Mark Boothe	1981	34 Mark Boothe	1981	32 Seth Richmond	1979	41 Alvin Maynard
1982	.414 Al Wallace	1979	44 Jeff Sevenich	1982	37 Al Wallace	1982	37 Al Wallace	1982	43 Brad Kawell	1980	30 Alvin Maynard
	No team from 1983-90	1980	50 Mark Boothe		No team from 1983-90		No team from 1983-90		No team from 1983-90	1981	13 Miguel Sopena
1991	.321 John Johnson	1981	51 Mark Boothe	1991	28 John Johnson	1991	4 Brad Kawell	1991	16 Eric Riebel	1982	10 Dave Earl
1992	.358 Greg Gargani	1982	50 Brad Kawell	1992	51 Tom O'Neill, Jr.	1992	8 Brad Kawell	1992	45 Mike Birs		No team from 1983-90
1993	.360 Mike Birs		No team from 1983-90	1993	36 Mike Birs	1993	2 John Johnson	1993	38 Zach Zavac	1991	13 Mark Mershon
1994	.380 Mike Birs	1991	35 John Johnson	1994	42 Mike Birs	1994	7 John Johnson	1994	36 Ryan Butcher	1992	27 Tom O'Neill, Jr.
1995	.377 Tom Steel	1992	57 Tom O'Neill, Jr.	1995	43 Brock Morrison	1995	6 Mike Birs	1995	39 Gerard Gast	1993	16 Tom Steel
1996	.360 Gerard Gast	1993	58 Mike Birs	1996	41 Gerard Gast	1996	6 Mike Birs	1996	43 Eric Welsh	1994	16 Randy Stearns
1997	.379 Joe Rodriguez	1994	62 Mike Birs	1997	50 Mike O'Neill	1997	7 Mike Birs	1997	44 Eric Welsh	1995	19 Marc McShane
1998	.336 Joe Rodriguez	1995	62 Brock Morrison	1998	27 Mike O'Neill	1998	6 Jason King	1998	24 Joe Rodriguez	1996	16 Gerard Gast
1999	.307 Joe Milroy	1996	68 Gerard Gast	1999	36 Ben Manning	1999	11 Eric Welsh	1999	36 Joe Milroy	1997	16 Brett Gautcher
2000	.377 Pat Kerrigan	1997	65 Mike O'Neill	2000	50 John Brock	2000	11 Eric Welsh	2000	44 Pat Kerrigan	1998	5 Brett Gautcher
2001	.374 Noel Danielson	1998	49 Mike O'Neill	2001	64 Noel Danielson	2001	5 Brett Gautcher	2001	53 Pat Kerrigan		Ben Manning
2002	.357 Rob Marconi	1999	51 Ben Manning	2002	51 John Brock	2002	6 Joe Milroy	2002	52 Rob Marconi	1999	9 Ben Manning
2003	.370 Scott Simon	2000	72 Pat Kerrigan	2003	61 Rob Marconi	2003	7 Vanden Berg	2003	57 Joe Mazzuca	2000	22 John Brock
2004	.374 Scott Simon	2001	76 Noel Danielson	2004	65 Rob Marconi	2004	7 Pat Kerrigan	2004	71 Scott Simon	2001	22 Noel Danielson
2005	.340 Jeremy Busch	2002	66 Noel Danielson	2005	63 Jeremy Busch	2005	10 Pat Kerrigan	2005	47 Mike Santoro	2002	18 John Brock
2006	.373 Brian Toner	2003	76 Joe Mazzuca	2006	44 Scott Simon	2006	15 Mike Santoro	2006	41 Brian Toner	2003	20 Joe Mazzuca
2007	.352 Matt Behren	2004	89 Scott Simon	2007	50 Jesse Seykora	2007	13 Rob Marconi	2007	42 Jesse Seykora	2004	13 Rob Marconi
2008	.350 Jeff Thomas	2005	72 Jeremy Busch	2008	52 Bobby Stevens	2008	10 Jack Blair	2008	43 Jordin Hood		Eric Sansouci
2009	.382 Jordin Hood	2006	70 Scott Simon	2009	57 Jordin Hood	2009	9 Brian Toner	2009	46 Jordin Hood	2005	12 Eric Sansouci
		2007	73 Scott Simon			2007	8 Jesse Seykora		Dave Reynolds	2006	17 Bobby Stevens
		2008	71 Jordin Hood			2008	11 Justin Behm			2007	15 Bobby Stevens
		2009	76 Jordin Hood			2009	10 Jordin Hood			2008	20 Bobby Stevens




Bob Jackson




Bob Justice




Joe Blume



Mike Santoro



Eric Welsh




Lindle Dailey



YEAR-BY-YEAR PITCHING LEADERS

Major categories since 1951. NIU season records in bold.


ERA		WINS		APPEARANCES		SAVES		INNINGS PITCHED		STRIKEOUTS	
College Division Era		College Division Era		College Division Era		Division I Era		College Division Era		College Division Era	
1951	2.19 Jake Stap	1951	5 Jake Stap	1951	Not Available	1972	2 Bob Mestek	1951	57.1 Jake Stap	1951	36 Jake Stap
1952	1.10 Jake Stap	1952	4 Jake Stap	1952	8 Jake Stap	1973	3 Burt Von Hoff	1952	65.2 Jake Stap	1952	41 Jake Stap
1953	3.43 Lou Bissa	1953	2 Lou Bissa	1953	7 Robert Baker	1974	2 Terry Fruth	1953	31.1 Robert Baker	1953	21 Robert Baker
1954	4.63 Billy Graham		Robert Baker	1954	12 Billy Graham	1975	3 Terry Fruth	1954	68.0 Billy Graham	1954	51 Billy Graham
1955	3.08 Billy Graham	1954	2 Billy Graham	1955	10 Billy Graham	1976	1 three tied	1955	81.2 Billy Graham	1955	55 Billy Graham
1956	Not Available		Lou Bissa	1956	Not Available	1977	1 three tied	1956	Not Available	1956	Not Available
1957	Not Available	1955	3 Billy Graham	1957	Not Available	1978	1 Arthur Ray	1957	Not Available	1957	Not Available
1958	3.42 Jerry Flowers	1956	Not Available	1958	Not Available	1979	1 three tied	1958	69.0 Larry Gentry	1958	71 Larry Gentry
1959	2.97 Joe Plaskas	1957	Not Available	1959	Not Available	1980	1 Chuck Kolotka	1959	66.2 Joe Plaskas	1959	61 Joe Plaskas
1960	4.13 Dennis Lange	1958	4 Larry Gentry	1960	9 Dennis Lange		Pat Griffin	1960	58.2 Larry Gentry	1960	65 Larry Gentry
1961	1.80 Lester Lamont	1959	5 Larry Gentry	1961	Not Available	1981	3 Dave Pevonka	1961	77.0 Joe Plaskas	1961	60 Joe Plaskas
1962	2.06 Charles Moss	1960	4 Larry Gentry	1962	Not Available	1982	1 Lee Newlan	1962	65.1 Fritz Peterson	1962	55 Fritz Peterson
1963	2.45 Fritz Peterson	1961	6 Joe Plaskas	1963	Not Available		No team from 1983-90	1963	91.2 Fritz Peterson	1963	91 Fritz Peterson
1964	0.76 Bruce Pecka	1962	5 Dennis Lange	1964	13 Jim Olichwier	1991	2 Jim Gurney	1964	73.0 Jim Teutemacher	1964	50 Jim Teutemacher
1965	2.20 Steve Smoot	1963	8 Fritz Peterson		Jim Teutemacher	1992	2 Brian Schmack	1965	81.2 Bruce Pecka	1965	53 Bruce Pecka
1966	1.34 Steve Ruskin	1964	7 Jim Teutemacher	1965	17 Bruce Pecka	1993	2 Brian Schmack	1966	68.1 John Bonney	1966	54 John Bonney
1967	2.83 Bruce Pecka	1965	6 John Bonney	1966	13 Bruce Pecka	1994	1 Jim Gurney	1967	61.2 Bruce Pecka	1967	50 Bruce Pecka
	Division I Era	1966	5 Bruce Pecka	1967	15 Dan Brasic	1995	2 Paul Erschen		Division I Era		Division I Era
1968	2.82 Bob Fiore	1967	5 Dan Brasic		Steve Ruskin	1996	2 Justin Stringer	1968	61.2 Wade Johnson	1968	59 Wade Johnson
1969	2.31 Glenn Guss		Division I Era	1968	11 Bob Fiore	1997	4 Tony Epperson	1969	65.0 Ray Hahn	1969	47 Glenn Guss
1970	1.59 Lee Hansen	1968	5 Bob Fiore		Wade Johnson	1998	1 John Rodriguez	1970	62.1 Lee Hansen	1970	48 Lee Hansen
1971	2.80 Bob Mestek	1969	5 Ray Hahn	1969	13 Ray Hahn	1999	2 Steve Sankey	1971	43.0 John Heinzl	1971	30 Steve Schauenberg
1972	1.96 Lee Hansen	1970	5 Lee Hansen		Dave Hantula	2000	4 Brian Miller	1972	69.0 Lee Hansen	1972	62 Bob Mestek
1973	4.29 Randy Hlad		Glenn Guss	1970	13 Tom Spahn	2001	3 Steve Hardman	1973	53.0 Gary Wagner	1973	34 Burt Von Hoff
1974	2.04 Jerry Blanton	1971	5 Bob Mestek	1971	11 Bob Mestek	2002	7 Max Sulzberger	1974	61.2 Jerry Blanton	1974	60 Jerry Blanton
1975	1.74 Chuck Mytich	1972	8 Lee Hansen	1972	12 Bob Mestek	2003	14 Mark Badgley	1975	57.0 Chuck Mytich	1975	43 Jerry Blanton
1976	3.83 Mike Avallone	1972	Bob Mestek	1973	12 Burt Von Hoff	2004	7 Trevor Whigham	1976	56.2 John Sabol	1976	55 John Sabol
1977	2.40 Mike Avallone	1973	5 Gary Wagner	1974	12 Terry Fruth	2005	2 Matt German	1977	68.2 Gary Kattenmaker	1977	45 Gary Kattenmaker
1978	3.86 Baker Green	1974	5 Jerry Blanton	1975	13 Terry Fruth	2006	11 Matt German	1978	44.2 Joe Jordan	1978	32 Baker Green
1979	4.50 Brad Wickersham	1975	6 Chuck Mytich	1976	11 John Sabol	2007	13 Matt German	1979	42.0 Larry Funsch	1979	40 Arthur Ray
1980	4.31 Chuck Kolotka	1976	4 Mike Avallone	1977	12 Gary Kattenmaker	2008	10 Andy Deain	1980	56.1 Chuck Kolotka	1980	48 Chuck Kolotka
1981	3.22 Chuck Kolotka	1977	8 Gary Kattenmaker	1978	10 Joe Jordan	2009	4 Tom Zelasko	1981	68.0 Pat Griffin	1981	53 Pat Griffin
1982	4.33 Drake Battle	1978	4 Ralph Sabatino	1979	12 Brad Wickersham			1982	60.1 Drake Battle	1982	49 Drake Battle
	No team from 1983-90	1979	4 Larry Funsch	1980	13 Chuck Kolotka				No team from 1983-90		No team from 1983-90
1991	5.96 Josh Brown	1980	4 Dave Nuti	1981	16 Dave Pevonka	1991	18 Jim Gurney	1991	45.1 Josh Brown	1991	29 Josh Brown
1992	5.56 Jeff Schmitt	1981	5 Chuck Kolotka	1982	12 Brian McCarthy	1992	25 Brian Schmack	1992	53.1 Paul Schimbke	1992	32 Jesse Richardson
1993	3.45 Jeff Schmitt	1982	5 Drake Battle		No team from 1983-90	1993	16 Brian Schmack	1993	77.0 Jesse Richardson	1993	59 Jeff Schmitt
1994	2.72 Paul Schimbke		No team from 1983-90	1991	18 Jim Gurney	1994	14 Brian Schmack	1994	81.2 Chris Burt	1994	54 Chris Burt
1995	3.43 Jesse Richardson	1991	4 Josh Brown	1992	25 Brian Schmack	1995	19 Dave Markusic	1995	94.1 Jesse Richardson	1995	88 Jesse Richardson
1996	3.97 Justin Stringer	1992	4 Josh Brown	1993	16 Brian Schmack	1996	24 Paul Erschen	1996	89.1 Paul Erschen	1996	53 Justin Stringer
1997	4.81 Brent Dykstra	1993	5 Jeff Schmitt	1994	14 Brian Schmack	1997	17 Brent Dykstra	1997	59.2 Paul Erschen	1997	58 Lucas Strom
1998	5.08 Brad Gavelek	1994	4 four tied	1995	19 Dave Markusic	1998	17 Brent Dykstra	1998	78.0 Brad Gavelek	1998	54 Brad Gavelek
1999	6.56 Brad Gavelek	1995	9 Jesse Richardson	1996	24 Paul Erschen	1999	17 Brent Dykstra	1999	77.2 Brian Miller	1999	47 Steve Sankey
2000	4.25 Don Rodman	1996	9 Paul Erschen	1997	17 Brent Dykstra	2000	19 Don Rodman	2000	87.0 Brad Gavelek	2000	61 Dan Badgley
2001	4.35 Don Rodman	1997	4 Justin Stringer	1998	17 Justin Stringer	2001	18 Steve Hardman	2001	94.2 Brad Gavelek	2001	89 Brad Gavelek
2002	4.32 Matt Schroeder		Paul Erschen	1999	17 Brian Miller	2002	25 Max Sulzberger	2002	88.2 Mark Skrukud	2002	74 Mark Skrukud
2003	2.89 Matt Steiger	1998	4 Brad Gavelek	2000	19 Don Rodman	2003	28 Mark Badgley	2003	101.0 Mark Skrukud	2003	77 Mark Skrukud
2004	2.55 Joe Piekarz	1999	1 four tied		Brad Gavelek	2004	25 Trevor Whigham	2004	116.1 Joe Piekarz	2004	96 Joe Piekarz
2005	2.85 Brian Smith	2000	6 Brad Gavelek	2001	18 Steve Hardman	2005	33 Matt German	2005	88.2 Nick Hall	2005	56 Brian Smith
2006	0.49 Matt German	2001	6 Brad Gavelek	2002	25 Max Sulzberger	2006	32 Mark Badgley	2006	76.0 Nick Hall	2006	55 Trevor Feeney
2007	1.76 Matt German	2002	6 Mark Skrukud	2003	28 Mark Badgley	2007	34 Matt German	2007	98.1 Trevor Feeney	2007	83 Mark Badgley
2008	1.86 Dan Atkenson	2003	6 three tied	2004	25 Trevor Whigham	2008	35 Andy Deain	2008	93.1 Trevor Feeney	2008	55 Trevor Feeney
2009	3.26 Tom Zelasko	2004	9 Joe Piekarz	2005	33 Matt German	2009	32 Tom Zelasko	2009	79.2 Chuck Lukanen	2009	61 Chuck Lukanen
		2005	6 Brian Smith	2006	32 Mark Badgley						
		2006	4 four tied	2007	34 Matt German						
		2007	6 Trevor Feeney	2008	35 Andy Deain						
			6 Andy Deain	2009	32 Tom Zelasko						
		2008	6 Trevor Feeney								
		2009	7 Chuck Lukanen								




Lee Hansen



Jim Teutemacher




Brian Schmack



Matt German



Joe Piekarz



Joe Plaskas




YEAR-BY-YEAR TEAM STATISTICS

Major categories since 1951. NIU season records in bold.

Year	W-L-T	HITTING											PITCHING							FIELDING		
		BA	AB	R	H	2B	3B	HR	RBI	SH	SB	ERA	CG	SHO	SV	IP	H	ER	BB	SO	E	PCT
1951	11-6	.279	554	102	155	18	6	12	85	N/A	15	3.20	N/A	0	N/A	146.3	117	52	79	78	N/A	N/A
1952	5-12	.218	564	52	123	20	3	3	45	N/A	20	2.72	18	0	N/A	145.2	131	44	N/A	N/A	N/A	N/A
1953	6-12	.241	569	74	137	25	2	6	67	N/A	26	5.30	8	0	N/A	146.0	162	86	94	87	N/A	N/A
1954	5-15	.214	598	89	128	15	1	12	79	15	16	5.56	N/A	1	N/A	162.0	160	100	120	100	N/A	N/A
1955	4-18	.216	654	91	141	29	1	9	74	26	14	5.25	N/A	2	N/A	171.1	179	100	96	98	N/A	N/A
1956	3-14	No Statistical Records Available																				
1957	7-10-1	No Statistical Records Available																				
1958	6-16	.265	737	128	195	35	7	17	92	8	10	5.89	N/A	N/A	N/A	178.2	220	117	84	125	N/A	N/A
1959	13-14	.272	875	166	238	31	7	14	130	23	58	3.10	N/A	3	N/A	247.0	169	85	129	201	.61	.962
1960	9-11	.255	652	122	166	22	6	8	103	17	40	5.43	N/A	0	N/A	165.2	161	100	126	158	.53	.926
1961	18-12	.250	954	159	239	40	6	20	136	N/A	51	2.61	N/A	2	N/A	254.2	210	74	130	189	.58	.949
1962	13-21	.236	1,067	183	252	33	7	15	N/A	N/A	40	3.35	N/A	N/A	N/A	274.1	239	102	158	208	.51	.929
1963	17-17	.272	1,111	174	302	42	9	16	174	N/A	35	3.45	N/A	0	N/A	284.0	259	109	111	215	.75	.940
1964	23-5	.284	941	176	267	38	21	13	144	30	31	1.79	N/A	6	N/A	235.2	178	47	70	174	.63	.941
1965	15-17-1	.252	1,052	153	265	49	8	14	128	20	50	3.18	N/A	2	N/A	266.1	241	94	104	190	.75	.938
1966	13-6-1	.259	622	104	162	31	7	12	78	14	29	2.48	N/A	2	N/A	167.0	146	46	85	118	.31	.959
1967	20-14-1	.269	1,091	213	294	51	10	31	183	13	26	4.28	11	4	N/A	263.0	269	125	156	223	.57	.956
-----End of College Division Era, Beginning of Division I Era-----																						
1968	13-14-1	.277	859	147	238	44	5	7	124	23	27	4.04	13	2	N/A	218.1	199	98	126	180	.49	.949
1969	16-19	.277	1,005	150	278	35	8	9	129	13	27	4.69	14	2	N/A	245.2	248	128	119	197	.74	.931
1970	18-15-1	.281	1,027	177	289	41	7	27	149	33	43	4.37	11	4	N/A	259.1	251	126	129	185	.69	.940
1971	19-15	.281	1,016	178	286	44	11	30	146	24	37	4.67	7	2	N/A	245.1	279	141	131	197	.46	.958
1972	24-6	.326	925	196	302	41	12	32	162	28	61	3.77	16	5	7	229.0	223	96	111	147	.44	.956
1973	14-15	.267	800	158	214	33	7	10	122	16	53	5.58	9	1	3	201.0	221	132	122	139	.63	.931
1974	18-21	.250	1,058	175	264	37	5	17	137	21	42	4.20	12	2	4	278.1	267	130	182	188	.71	.942
1975	20-17	.296	1,019	154	302	41	4	30	138	30	31	4.11	9	0	7	254.0	248	116	198	177	.64	.940
1976	15-22	.285	992	173	283	39	7	10	139	21	51	5.48	13	1	3	243.0	263	148	193	150	.79	.927
1977	26-13-2	.320	1,154	250	369	55	18	14	206	23	116	4.10	24	5	3	287.2	324	131	136	200	.54	.957
1978	14-27	.265	1,024	142	271	46	12	12	126	16	52	5.59	9	0	1	257.2	313	160	145	160	.89	.925
1979	21-24-1	.313	1,133	238	352	61	11	23	205	28	90	6.88	15	2	4	281.1	376	215	170	194	.70	.945
1980	19-22-2	.312	1,173	263	366	64	15	33	238	33	76	5.82	9	4	2	293.2	355	190	189	216	.82	.937
1981	19-26-2	.273	1,184	194	323	51	3	25	179	23	46	5.98	18	4	8	310.0	368	206	215	216	.85	.938
1982	19-24-1	.325	1,202	313	391	62	18	35	254	12	58	7.94	13	3	1	285.2	394	252	188	171	.93	.928
-----No team from 1983-90-----																						
1991	11-25	.220	920	134	202	24	12	4	105	11	76	7.86	4	1	5	252.0	337	220	159	148	.91	.919
1992	18-36	.277	1,543	277	428	76	9	19	242	25	91	7.31	7	1	5	379.1	512	308	217	203	.85	.952
1993	16-34-1	.247	1,448	199	357	49	12	15	174	14	53	5.56	11	1	4	374.0	428	231	201	231	.95	.944
1994	23-30	.288	1,561	272	449	84	15	15	236	39	91	5.02	22	3	1	397.2	472	222	172	257	.90	.952
1995	29-27	.298	1,690	311	504	92	11	21	287	41	108	5.30	18	1	5	436.3	491	257	260	313	.93	.953
1996	27-30	.288	1,739	340	501	90	13	39	308	44	91	5.31	11	5	5	442.1	494	261	210	256	.86	.958
1997	19-29	.323	1,466	300	473	84	15	30	260	59	71	7.42	8	2	9	360.1	472	297	192	286	.74	.954
1998	10-39-1	.261	1,413	191	369	55	2	18	168	27	21	7.39	9	2	1	354.1	504	291	177	244	.86	.946
1999	4-51-1	.232	1,530	180	355	69	8	19	156	22	28	9.01	14	1	2	389.2	615	390	241	247	.105	.940
2000	24-33	.299	1,683	315	355	93	12	25	275	22	44	5.70	17	1	10	412.0	544	261	156	289	.117	.936
2001	28-27	.298	1,862	379	554	138	14	31	331	20	54	6.38	8	2	5	454.0	550	322	198	391	.90	.956
2002	23-32	.299	1,859	374	555	113	13	46	337	25	57	5.63	6	1	9	455.1	507	285	220	359	.107	.947
2003	34-24	.315	1,986	408	625	108	12	70	337	23	81	5.05	8	3	15	483.1	560	271	207	363	.120	.944
2004	31-28	.287	2,053	401	590	102	21	46	349	22	85	5.15	3	3	12	505.1	577	289	258	389	.110	.951
2005	16-36	.271	1,908	290	518	101	6	35	261	35	41	5.49	6	1	6	472.1	641	288	191	319	.128	.941
2006	24-31	.275	1,877	317	516	100	10	38	287	32	83	5.47	1	2	13	470.2	523	286	217	365	.92	.956
2007	34-24	.292	1,992	378	581	108	9	42	342	32	69	4.65	2	1	14	503.2	537	260	188	398	.85	.962
2008	28-26	.284	1,889	327	537	107	13	48	280	28	83	5.31	5	0	11	475.0	528	280	222	353	.77	.963
2009	19-34	.288	1,818	356	524	94	12	44	331	32	47	7.29	1	1	7	443.1	589	359	262	314	.95	.952



The 1972 Huskies went 24-8 and reached the NCAA Tournament.



NIU won the 1996 Mid-Continent Conference Tournament.



SEASON RESULTS 1900-1982

Year	Overall				Conference				League/Finish	Head Coach
	W	L	T	Pct.	W	L	T	Pct.		
1900	3	3	0	.500				n/a		Fred Charles
1901	3	5	1	.389				n/a		Fred Charles
1902	2	2	0	.500				n/a		Fred Charles
1903	4	0	0	1.000				n/a		A.F. Johnson
1904	7	4	0	.636				n/a		Henry Stiness
1905	5	1	0	.833				n/a		A.C. Kinsbury
1906	No records available									
1907	4	5	0	.444				n/a		Nelson A. Kellogg
1908	5	6	0	.455				n/a		Nelson A. Kellogg
1909	7	4	0	.636				n/a		Nelson A. Kellogg
1910	10	2	0	.833				n/a		Nelson A. Kellogg
1911	No records available									
1912	5	3	0	.625				n/a		William Wirtz
1913	3	4	1	.438				n/a		William Wirtz
1914	5	4	0	.536				n/a		William Wirtz
1915	3	2	0	.600				n/a		William Wirtz
1916	8	1	0	.889				n/a		William Wirtz
1917	5	1	0	.833				n/a		William Wirtz
1918-19	No team (World War I)									
1920	10	3	0	.769				n/a		Robert G. Buzzard
1921	3	3	1	.500				n/a		Paul Harrison
1922	4	7	0	.364				n/a		Paul Harrison
1923	4	3	0	.571	record unavailable			Little 19		Paul Harrison
1924	7	3	0	.700	record unavailable			Little 19/1st		William Muir
1925	11	0	0	1.000	record unavailable			Little 19/1st		William Muir
1926	6	3	0	.667	record unavailable			Little 19		William Muir
1927	2	3	0	.400	record unavailable			Little 19		Roland Cowell
1928	7	2	0	.778	record unavailable			Little 19		Roland Cowell
1929	3	3	0	.500	record unavailable			Little 19		Roland Cowell
1930	5	7	0	.417	record unavailable			Little 19		George Evans
1931	3	5	0	.375	record unavailable			Little 19		George Evans
1932	3	4	0	.429	record unavailable			Little 19		George Evans
1933	7	4	1	.625	record unavailable			Little 19		George Evans
1934	6	4	0	.600	record unavailable			Little 19		George Evans
1935	8	1	0	.889	record unavailable			Little 19		C. Nordly
1936	5	6	0	.455	record unavailable			Little 19/1st		George Evans
1937	17	8	0	.680	record unavailable			Little 19		George Evans
1938	10	12	0	.455	record unavailable			Little 19		George Evans
1939	10	14	0	.417	record unavailable			Little 19		George Evans
1940	14	12	0	.538	record unavailable			Little 19		George Evans
1941	4	14	0	.222	record unavailable			Little 19		George Evans
1942	8	9	0	.471	record unavailable			Little 19		George Evans
1943	5	9	0	.357	record unavailable			Little 19		George Evans
1944	1	9	0	.100	record unavailable			Little 19		George Evans
1945	8	1	0	.889	record unavailable			Little 19/1st		Ralph McKinzie
1946	15	3	0	.833	7 0 0 1.000			Little 19/1st		George Evans
1947	13	5	2	.700	record unavailable			Little 19		George Evans
1948	11	11	0	.500	4 3 0 .571			IAC/3rd		John Pace
1949	10	6	0	.625	3 4 0 .429			IAC		Ralph McKinzie
1950	16	8	0	.667	record unavailable			IAC/1st		Ralph McKinzie
1951	11	6	0	.647	record unavailable			IAC/1st		Ralph McKinzie
1952	5	12	0	.294	3 7 0 .300			IAC/t-4th		Ralph McKinzie
1953	6	12	0	.333	2 6 0 .250			IAC/5th		Ralph McKinzie
1954	5	15	0	.250	4 8 0 .333			IAC		Ralph McKinzie
1955	5	17	0	.227	2 8 0 .200			IAC		Ralph McKinzie
1956	4	13	0	.438	3 9 0 .250			IAC/6th		Ralph McKinzie
1957	7	10	1	.417	5 5 0 .500			IAC/t-4th		Darrel Black
1958	8	18	1	.315	7 10 0 .412			IAC		Darrel Black
1959	13	14	0	.481	9 8 0 .527			IAC		Darrel Black
1960	12	15	0	.444	5 6 0 .455			IAC/6th		Darrel Black
1961	20	13	1	.603	7 8 0 .467			IAC/t-4th		Darrel Black
1962	13	21	0	.382	5 7 0 .417			IAC/4th		Darrel Black
1963	17	17	0	.500	6 6 0 .500			IAC/4th		Darrel Black
1964	23	5	0	.821	10 2 0 .833			IAC/1st		Thomas L. Meyer
1965	15	17	1	.470	6 6 0 .500			IAC/t-2nd		Thomas L. Meyer
1966	13	6	1	.675	6 2 0 .750			IAC/2nd		Thomas L. Meyer
1967	20	14	1	.586				Independent		Thomas L. Meyer
End College Division Era/Begin Division I Era										
1968	13	14	1	.482				Independent		Thomas L. Meyer
1969	16	19	0	.457				Independent		Thomas L. Meyer
1970	18	15	1	.544				Independent		Dave Mason
1971	24	15	0	.615	5 6 0 .455			Midwestern		Dave Mason
1972	24	8	0	.750	7 2 0 .778			Midwestern/1st		Wayne Franke
1973	14	15	0	.483	record unavailable			Midwestern		Dave Mason
1974	18	21	0	.462	7 7 0 .500			MAC/6th		Dave Mason
1975	20	17	0	.541	8 8 0 .500			MAC/6th		Dave Mason
1976	15	22	0	.405	4 10 0 .286			MAC/10th		Walt Owens
1977	26	13	2	.659	8 5 1 .607			MAC/4th		Walt Owens
1978	14	27	0	.341	2 11 0 .154			MAC/10th		Walt Owens
1979	21	24	1	.467	2 13 0 .133			MAC/9th		Walt Owens
1980	19	20	2	.488	6 10 0 .375			MAC/7th		Walt Owens
1981	19	26	2	.426	6 10 2 .389			MAC/6th		Walt Owens
1982	19	24	1	.443	4 9 1 .321			MAC/4th West		Walt Owens
1983-90	No team (program disbanded)									

MODERN ERA SCORES 1991-PRESENT



Spanky McFarland
1991-97
Seven Seasons
143-211-1, .405

1991: 11-25 (.306), Independent
Head Coach: Spanky McFarland

Mar. 9	^ vs. Iowa	L	16-3 (7)
Mar. 10	^ vs. Missouri State	L	11-0
	@ Saint Louis	L	19-2 (7)
Mar. 16	@ Illinois	L	15-0 (7)
	@ Illinois	L	13-0 (7)
Mar. 19	@ Indiana	L	4-0 (7)
	@ Indiana	L	2-1 (7)
Mar. 21	@ Chicago State	L	4-3 (7)
	@ Chicago State	L	8-2 (6)
Mar. 28	@ Bradley	L	16-2 (7)
	@ Bradley	L	8-7 (7)
Mar. 29	@ SIU-Edwardsville	L	9-0
Mar. 30	@ SIU-Edwardsville	L	4-1 (7)
	@ SIU-Edwardsville	L	21-0 (7)
Apr. 1	Chicago State	L	10-7 (7)
	Chicago State	L	8-5 (5)
Apr. 3	Aurora	L	9-6 (8)
Apr. 6	@ Valparaiso	L	20-5
Apr. 7	Viterbo College	W	6-2 (7)
	Viterbo College	L	6-2 (7)
Apr. 12	Rockford College	W	8-5
Apr. 13	Eastern Illinois	W	3-2 (7)
	Eastern Illinois	L	6-4 (7)
Apr. 16	College of St. Francis	L	18-0
Apr. 17	@ St. Joseph's (In)	L	3-2 (7)
	@ St. Joseph's (In)	W	8-2 (7)
Apr. 21	@ Northern Iowa	W	7-2 (7)
	@ Northern Iowa	W	5-4 (7)
Apr. 25	@ Northeastern Illinois	W	2-0
Apr. 26	Northern Iowa	L	11-6 (7)
	Northern Iowa	W	9-0 (7)
Apr. 27	Chicago	W	8-4 (7)
	Chicago	W	7-2 (7)
Apr. 30	@ Wisconsin	L	10-5
May 2	@ Western Illinois	W	5-3 (7)
	@ Western Illinois	L	11-3 (7)
	^ St. Louis, Mo.		

1992: 18-36 (.333), 6-16 (.273) Mid-Con, 5th Gray
Head Coach: Spanky McFarland

Mar. 7	^ vs. Iowa	W	4-3
	^ vs. Eastern Kentucky	L	5-3 (7)
Mar. 8	@ Southern Illinois	W	4-2
Mar. 10	@ Mississippi State	L	4-0
Mar. 11	@ Samford	W	12-6
Mar. 12	@ Alabama-Birmingham	L	9-5
Mar. 13	@ Alabama	L	12-1
Mar. 15	@ Tennessee Tech	L	4-3 (11)
Mar. 17	@ Illinois State	W	3-1 (7)
	@ Illinois State	L	5-1 (7)
Mar. 21	@ Illinois	L	16-7 (7)
	@ Illinois	L	4-3 (6)
Mar. 24	@ Saint Louis	L	5-3 (7)
	@ Saint Louis	L	7-6 (7)
Mar. 25	@ Wichita State	L	8-2
Mar. 26	@ Wichita State	L	10-3
Mar. 28	@ Western Illinois	W	8-1 (7)
	@ Western Illinois	L	9-4 (7)
Mar. 31	Northern Iowa	W	17-5 (5)
	Northern Iowa	L	20-11 (7)
Apr. 4	Valparaiso	L	6-3 (7)
	Valparaiso	W	12-3 (7)
Apr. 5	Chicago State	W	4-3 (7)
	Chicago State	L	8-5 (7)
Apr. 8	@ Bradley	L	7-3 (7)
	@ Bradley	L	7-4 (7)
Apr. 9	UW-Milwaukee	L	8-6 (7)
	UW-Milwaukee	L	6-5 (7)
Apr. 11	Akron	W	10-9 (7)
	Akron	L	8-7 (8)
Apr. 12	Illinois-Chicago	L	5-4 (7)
	Illinois-Chicago	L	5-2 (7)
Apr. 17	@ UW-Milwaukee	W	4-1 (7)
	@ UW-Milwaukee	W	5-4 (7)
Apr. 18	@ Valparaiso	L	3-1 (7)
	@ Valparaiso	W	3-2 (7)
Apr. 19	Youngstown State	L	4-3 (7)
	Youngstown State	L	2-0 (7)
Apr. 21	* Northwestern	W	19-11
Apr. 23	@ Northeastern Illinois	W	6-3 (7)
Apr. 25	@ Wright State	L	12-1 (7)
	@ Wright State	L	6-3
Apr. 26	@ Cleveland State	L	3-0 (7)
	@ Cleveland State	W	11-0 (7)
Apr. 29	Bradley	L	7-2 (7)
	Bradley	L	12-7 (7)

Apr. 30	Eastern Illinois	L	13-0 (7)
	Eastern Illinois	L	3-2 (7)
May 1	Eastern Illinois	L	7-2 (7)
	Eastern Illinois	W	8-4 (7)
May 11	@ Illinois-Chicago	L	26-10 (7)
	@ Illinois-Chicago	L	8-5 (7)
May 12	@ Chicago State	W	13-2 (6)
	@ Chicago State	W	7-4 (7)
	^ Carbondale, Ill.		
	* Geneva, Ill.		

1993: 16-34-1 (.324), 6-13 (.316) Mid-Con, 7th
Head Coach: Spanky McFarland

Mar. 6	@ Georgia	L	8-4
Mar. 7	@ Georgia	L	18-0
Mar. 8	@ Mercer	L	8-7
Mar. 10	@ Auburn	W	4-3
Mar. 11	@ Georgia State	W	7-5
Mar. 12	@ Kennesaw State	L	3-2
	@ Kennesaw State	TL-1 (7)	
Mar. 20	@ Arkansas	L	12-2
Mar. 21	@ Arkansas	L	11-3
	@ Arkansas	L	11-5
Mar. 30	Chicago State	W	4-3 (7)
	Chicago State	W	8-3 (7)
Mar. 31	@ Illinois State	L	10-3 (7)
Apr. 3	@ Wright State	L	5-0
Apr. 4	@ Wright State	L	4-2
	@ Wright State	L	8-6 (7)
Apr. 6	Saint Louis	L	5-3
	Saint Louis	W	4-1 (7)
Apr. 7	Bradley	L	3-1 (7)
	Bradley	L	4-1 (7)
Apr. 10	Cleveland State	L	5-2 (7)
	Cleveland State	L	7-0 (7)
Apr. 11	Cleveland State	W	10-5
Apr. 13	UW-Milwaukee	L	9-3 (7)
	UW-Milwaukee	W	9-3 (7)
Apr. 14	Illinois State	L	2-0 (7)
	Illinois State	L	7-2 (7)
Apr. 18	@ Youngstown State	L	3-0 (7)
	@ Youngstown State	W	5-0 (7)
Apr. 21	@ Northern Iowa	L	6-1 (7)
	@ Northern Iowa	L	5-3 (7)
Apr. 22	@ Northeastern Illinois	L	4-2 (7)
	@ Northeastern Illinois	L	3-0 (7)
Apr. 24	@ Valparaiso	L	10-9 (7)
	@ Valparaiso	W	5-4 (7)
Apr. 27	Northeastern Illinois	W	9-1 (7)
	Northeastern Illinois	W	5-1 (7)
Apr. 28	@ Bradley	W	7-6 (7)
	@ Bradley	L	9-2 (7)
May 1	Eastern Illinois	W	2-1 (7)
	Eastern Illinois	L	5-3 (7)
May 2	Eastern Illinois	L	3-1
May 8	Illinois-Chicago	L	11-8 (7)
	Illinois-Chicago	L	9-4 (7)
May 9	Illinois-Chicago	L	5-0 (7)
May 12	@ Chicago State	W	8-3 (7)
	@ Chicago State	L	4-3 (7)
May 14	* Northwestern	L	8-7
May 16	Western Illinois	L	9-6 (7)
	Western Illinois	W	13-5 (7)
May 17	Western Illinois	L	11-1

1994: 23-30 (.434), 10-14 (.417) Mid-Con, 7th
Head Coach: Spanky McFarland

Mar. 5	@ Arkansas-Little Rock	L	9-3
	@ Arkansas-Little Rock	L	3-0 (7)
Mar. 6	@ Arkansas-Little Rock	L	2-1
Mar. 12	@ North Alabama	L	7-6 (11)
	@ North Alabama	W	6-0 (



2010 NORTHERN ILLINOIS BASEBALL

««BACK

YEARLY RESULTS

NEXT»»

Apr. 16	Cleveland State	W	5-4 (9)
	Cleveland State	W	7-1 (7)
Apr. 17	Cleveland State	L	10-9 (9)
Apr. 19	Chicago State	W	10-5 (7)
	Chicago State	W	7-2 (7)
Apr. 21	UW-Milwaukee	L	8-5 (7)
	UW-Milwaukee	W	11-0 (7)
Apr. 23	@ Northeastern Illinois	L	13-1 (7)
	@ Northeastern Illinois	W	5-1 (7)
Apr. 24	Northeastern Illinois	W	8-3 (7)
	Northeastern Illinois	L	7-0 (7)
Apr. 26	Rockford College	W	10-3
Apr. 27	@ Bradley	L	7-3 (7)
	@ Bradley	W	6-2 (7)
May 1	@ Eastern Illinois	L	8-1 (7)
	@ Eastern Illinois	L	5-1 (7)
	@ Eastern Illinois	L	7-2 (7)
May 6	@ Chicago State	W	6-2 (7)
	@ Chicago State	W	11-5 (7)
May 7	Youngstown State	L	6-4 (7)
	Youngstown State	L	10-8 (3)
May 8	Youngstown State	L	14-3
May 14	@ Western Illinois	W	3-0 (7)
	@ Western Illinois	L	6-4 (7)
May 15	@ Western Illinois	W	9-3

1995: 27-29 (.482), 9-7 (.563) MCC, 2nd West
Head Coach: Spanky McFarland

Feb. 25	@ Western Kentucky	L	11-6
	@ Western Kentucky	L	2-1 (7)
Feb. 26	@ Western Kentucky	L	3-1
Mar. 4	^ vs. Eastern Kentucky	L	6-3
Mar. 5	^ @ Southern Illinois	L	13-9 (8)
Mar. 10	% vs. Central Michigan	L	3-2
Mar. 11	% vs. Austin Peay	W	5-4
Mar. 12	% vs. Northern Kentucky	W	10-1
Mar. 13	% vs. Delaware State	W	16-5
Mar. 15	@ Jacksonville	W	4-3 (7)
	@ Jacksonville	L	7-3 (7)
Mar. 18	% vs. North Florida	L	7-2
Mar. 19	% vs. Akron	W	3-1 (7)
	% vs. Md.-Eastern Shore	W	6-0 (7)
Mar. 22	Chicago State	W	5-1 (7)
	Chicago State	W	6-1 (7)
Mar. 25	@ Iowa State	L	4-1 (7)
	@ Iowa State	W	2-1 (7)
Mar. 26	@ Iowa State	W	4-2 (7)
	@ Iowa State	L	4-3 (7)
Mar. 28	Northeastern Illinois	W	9-8 (7)
Mar. 30	Valparaiso	W	7-5
Mar. 31	Viterbo College	W	9-8 (10)
	Viterbo College	W	4-3 (5)
Apr. 1	@ Eastern Illinois	W	5-4 (10)
	@ Eastern Illinois	L	8-1 (7)
Apr. 2	@ Eastern Illinois	L	5-3 (7)
	@ Eastern Illinois	L	7-5 (7)
Apr. 12	Illinois State	L	6-3 (7)
Apr. 15	Butler	W	10-3
	Butler	L	15-3
Apr. 16	Butler	L	7-4 (7)
	Butler	W	9-3
Apr. 19	Bradley	L	10-6 (7)
	Bradley	L	18-0 (7)
Apr. 22	@ UW-Milwaukee	W	6-4
	@ UW-Milwaukee	W	12-4
Apr. 23	@ UW-Milwaukee	W	13-9 (7)
	@ UW-Milwaukee	L	8-5
Apr. 25	Aurora	W	11-2
Apr. 27	@ Bradley	W	9-3
Apr. 29	Notre Dame	W	4-3
	Notre Dame	W	6-5
Apr. 30	Notre Dame	L	17-7 (7)
	Notre Dame	L	7-4
May 3	@ Northern Iowa	L	13-1 (7)
	@ Northern Iowa	L	17-5 (7)
May 4	@ Northeastern Illinois	W	12-9 (11)
May 6	@ Illinois-Chicago	W	11-3
	@ Illinois-Chicago	L	7-4
May 7	@ Illinois-Chicago	W	7-3 (7)
	@ Illinois-Chicago	L	6-1
May 13	# vs. Wright State	L	9-5
May 14	# vs. Illinois-Chicago	W	10-5
May 15	# vs. Xavier	W	4-2
May 16	# @ Notre Dame	L	12-4
	^ Southern Illinois Saluki Best Inns Classic (Carbondale, Ill.)		
	% Jacksonville, Fla.		
	# MCC Tournament (South Bend, Ind.)		

1996: 27-30 (.474), 12-10 (.545) MCC, T-4th
MCC Tournament Champion
Head Coach: Spanky McFarland

Feb. 24	@ Evansville	L	8-7
	@ Evansville	L	13-5
Feb. 25	@ Evansville	L	12-5
Mar. 1	^ vs. Western Illinois	L	11-10
Mar. 2	@ Southern Illinois	L	10-0
Mar. 3	^ vs. Eastern Illinois	W	6-3

Mar. 9	@ UNC-Greensboro	L	5-4
Mar. 10	@ North Carolina A&T	W	5-1 (5)
Mar. 11	@ Wake Forest	W	10-7
Mar. 13	% vs. Richmond	L	13-7
	@ Davidson	W	15-8
Mar. 14	@ North Carolina	L	8-6
Mar. 23	Iowa State	L	6-3 (7)
	Iowa State	W	3-0
Mar. 27	@ Illinois State	L	2-1 (7)
	@ Illinois State	W	2-0 (7)
Mar. 30	@ Butler	L	9-0 (7)
	@ Butler	L	6-3
Apr. 2	Chicago State	L	3-2 (7)
	Chicago State	L	4-2 (7)
Apr. 4	Northeastern Illinois	W	17-8
Apr. 6	Cleveland State	W	6-5 (7)
	Cleveland State	W	15-5
Apr. 7	Cleveland State	W	11-1 (7)
	Cleveland State	W	19-7
Apr. 9	@ Chicago State	L	4-0 (7)
	@ Chicago State	W	4-3 (8)
Apr. 11	Northern Iowa	L	6-0 (7)
	Northern Iowa	W	7-6 (7)
Apr. 13	@ Wright State	L	5-4 (10)
	@ Wright State	L	8-6 (7)
Apr. 14	@ Wright State	W	6-2 (7)
	@ Wright State	W	13-4 (7)
Apr. 17	Bradley	L	2-1 (7)
	Bradley	W	5-4 (7)
Apr. 20	UW-Milwaukee	L	10-5 (7)
	UW-Milwaukee	L	15-10
Apr. 21	UW-Milwaukee	W	3-0 (7)
	UW-Milwaukee	L	9-0
Apr. 23	Elmhurst College	W	17-12
Apr. 24	Illinois-Chicago	L	13-5 (7)
	Illinois-Chicago	W	5-1
May 1	@ Illinois-Chicago	L	4-2 (7)
	@ Illinois-Chicago	W	16-0
May 2	@ Northeastern Illinois	L	6-4 (7)
	@ Northeastern Illinois	L	4-3 (7)
May 4	@ Detroit Mercy	W	6-3 (7)
	@ Detroit Mercy	L	5-3
May 5	@ Detroit Mercy	W	8-5 (7)
	@ Detroit Mercy	W	7-4
May 10	# @ Butler	W	15-11
May 12	# vs. Illinois-Chicago	L	7-6
	# vs. UW-Milwaukee	W	4-1
	# vs. Illinois-Chicago	W	1-0
May 13	# vs. Illinois-Chicago	W	7-4
May 16	\$ @ Northeastern Illinois	L	5-1
	\$ @ Northeastern Illinois	L	9-2

^ at Carbondale, Ill.
 % at Davidson, N.C.
 # MCC Tournament (Indianapolis, Ind.)
 \$ NCAA Play-In Series (Chicago, Ill.)

1997: 19-29 (.396), 12-12 (.500) MCC, T-4th
Head Coach: Spanky McFarland

Feb. 28	^ vs. Western Illinois	W	1-0 (6)
Mar. 7	@ Minnesota	L	10-6
Mar. 8	@ Minnesota	L	7-4
Mar. 9	@ Minnesota	L	14-10
Mar. 11	@ Arkansas State	L	17-3
Mar. 12	@ Arkansas State	L	11-3
Mar. 15	% vs. Iowa	L	6-2
Mar. 16	@ Missouri State	L	8-3 (7)
	@ Missouri State	L	8-7 (7)
Mar. 23	@ Northeastern Illinois	L	6-1 (7)
	@ Northeastern Illinois	L	1-0 (7)
Mar. 25	Viterbo College	W	16-1 (7)
	Viterbo College	W	10-2 (7)
Mar. 29	Butler	W	9-8 (7)
	Butler	L	11-3
Mar. 30	Butler	W	6-5 (7)
	Butler	L	17-4
Apr. 1	Valparaiso	W	5-0 (7)
	Valparaiso	L	12-4 (7)
Apr. 2	@ Chicago State	L	8-6 (7)
	@ Chicago State	W	13-4 (7)
Apr. 5	@ Illinois-Chicago	W	5-4 (7)
	@ Illinois-Chicago	W	6-2
Apr. 6	Illinois-Chicago	L	6-3 (7)
Apr. 9	Eastern Illinois	W	15-4 (7)
	Eastern Illinois	L	5-2 (7)
Apr. 13	Wright State	L	6-4 (7)
	Wright State	L	10-7
Apr. 16	@ Bradley	L	7-6 (7)
	@ Bradley	L	7-0 (7)
Apr. 19	@ Cleveland State	L	9-3 (7)
	@ Cleveland State	W	17-9
Apr. 20	@ Cleveland State	W	8-6 (7)
	@ Cleveland State	L	13-7
Apr. 24	Chicago State	W	7-4 (7)
	Chicago State	W	8-5
Apr. 26	@ UW-Milwaukee	W	11-10 (7)
	@ UW-Milwaukee	L	7-2
Apr. 27	@ UW-Milwaukee	L	6-5 (7)
	@ UW-Milwaukee	W	11-5

Apr. 29	Illinois State	W	12-11 (11)
May 3	Detroit Mercy	W	13-8 (7)
	Detroit Mercy	L	6-3 (9)
May 4	Detroit Mercy	L	7-4 (7)
	Detroit Mercy	L	8-7
May 9	# @ Wright State	W	9-3
May 10	# vs. Detroit Mercy	L	9-7
	# @ Wright State	L	16-4

Frank Del Medico
 1998-99
 Two Seasons
 14-90-2, .142

1998: 10-39-1 (.210), 8-23 (.258) MAC, 6th West
Head Coach: Frank Del Medico

Feb. 27	^ vs. Western Illinois	W	6-1
Feb. 28	@ Southern Illinois	L	14-11
Mar. 1	^ vs. Eastern Illinois	L	7-6
Mar. 6	@ Southern Mississippi	L	12-6
Mar. 8	@ Southern Mississippi	L	10-4 (7)
	@ Southern Mississippi	L	14-11 (7)
Mar. 9	@ Nicholls State	L	14-2
Mar. 10	@ Tulane	L	6-1
Mar. 11	@ Tulane	L	14-1
Mar. 12	@ New Orleans	L	7-1
Mar. 13	@ Nicholls State	L	11-1
Mar. 24	Valparaiso	L	3-2 (8)
Mar. 25	Bradley	L	5-1 (7)
	Bradley	W	3-2 (8)
Mar. 28	@ Akron	L	13-1 (7)
	@ Akron	W	1-0 (7)
Mar. 29	@ Kent State	L	17-6 (7)
	@ Kent State	L	9-4 (7)
Apr. 1	@ Eastern Illinois	L	7-1 (7)
	@ Eastern Illinois	L	6-1 (7)
Apr. 4	Ohio	L	8-1 (7)
	Ohio	W	8-7 (7)
Apr. 5	Marshall	L	13-2 (7)
	Marshall	W	6-3 (7)
Apr. 8	@ Bowling Green	L	9-0 (7)
	@ Bowling Green	W	10-7 (7)
Apr. 11	Western Michigan	L	6-1 (7)
	Western Michigan	L	3-2 (10)
Apr. 12	Western Michigan	L	2-0 (7)
	Western Michigan	W	6-4 (7)
Apr. 18	Eastern Michigan	W	5-4 (7)
	Eastern Michigan	L	7-1 (7)
Apr. 19	Eastern Michigan	W	13-8 (7)
	Eastern Michigan	L	12-11 (7)
Apr. 22	Miami (Oh)	L	5-4
	Miami (Oh)	L	13-6 (7)
Apr. 25	Ball State	L	11-3 (7)
	Ball State	L	6-5 (7)
Apr. 26	Ball State	L	3-0 (7)
Apr. 28	@ Northwestern	L	11-8 (11)
Apr. 29	@ Illinois State	L	5-3 (7)
May 2	@ Central Michigan	L	4-2 (7)
	@ Central Michigan	L	10-2 (7)
May 3	@ Central Michigan	L	12-1 (7)
	@ Central Michigan	L	6-5 (7)
May 9	@ Toledo	W	1-0 (7)
	@ Toledo	L	9-0 (7)
May 10	@ Toledo	L	7-6 (7)
	@ Toledo	L	9-8 (7)

^ at Carbondale, Ill.

1999: 4-51-1 (.080), 1-31 (.031) MAC, 6th West
Head Coach: Frank Del Medico

Feb. 27	@ Murray State	L	18-6 (8)
Feb. 28	@ Murray State	W	8-7 (8)
	@ Murray State	L	5-4 (7)
Mar. 6	@ Southeast Missouri State	L	5-4 (8)
Mar. 7	@ Southeast Missouri State	L	10-0
	@ Southeast Missouri State	L	7-2 (7)
Mar. 13	@ Minnesota	L	9-2
Mar. 14	@ Minnesota	L	8-3 (7)
	@ Minnesota	L	7-1 (7)
Mar. 20	@ Creighton	L	15-0
	@ Creighton	L	20-19
Mar. 24	Trinity International	W	8-1
Mar. 27	@ Purdue	L	2-0 (7)
	@ Purdue	L	10-5
Mar. 28	@ Purdue	L	9-8 (10)
Mar. 31	Chicago State	W	2-1 (7)
	Chicago State	L	9-4 (7)
Apr. 1	UW-Milwaukee	L	15-3 (7)
	UW-Milwaukee	L	3-0 (7)
Apr. 3	Akron	W	2-0 (7)
	Akron	L	8-0 (7)
Apr. 4	Kent State	L	17-3 (7)
	Kent State	L	15-4 (7)

Apr. 6	Chicago State	T13-13 (11)	
Apr. 10	@ Ohio	L	17-5 (7)
	@ Ohio	L	9-6 (7)
Apr. 11	@ Marshall	L	12-6 (7)
	@ Marshall	L	5-3 (7)
Apr. 14	Bowling Green	L	4-0 (7)
	Bowling Green	L	15-0 (7)
Apr. 17	@ Western Michigan	L	5-1 (7)
	@ Western Michigan	L	5-1 (7)
Apr. 18	@ Western Michigan	L	13-0 (7)
	@ Western Michigan	L	3-0 (7)
Apr. 21	Eastern Illinois	L	7-1 (7)
	Eastern Illinois	L	12-3 (7)
Apr. 24	@ Eastern Michigan	L	6-5 (7)
	@ Eastern Michigan	L	3-0 (7)
Apr. 25	@ Eastern Michigan	L	14-3 (7)
	@ Eastern Michigan	L	6-4 (7)
Apr. 28	@ Miami (Oh)	L	8-2 (7)
	@ Miami (Oh)	L	10-5 (7)
May 1	@ Ball State	L	10-1 (7)
	@ Ball State	L	10-2 (7)
May 2	@ Ball State	L	3-2 (8)
	@ Ball State	L	4-3 (7)
May 8	Central Michigan	L	16-0 (7)
	Central Michigan	L	8-3 (7)
May 9	Central Michigan	L	11-2 (7)
	Central Michigan	L	8-7 (8)
May 11	Valparaiso	L	5-0 (5)
May 12	Illinois-Chicago	L	11-5 (5)
May 15	Toledo	L	2-0 (7)
	Toledo	L	4-2 (7)
May 16	Toledo	L	2-1 (10)
	Toledo	L	5-4 (7)

Dave Schrage
 2000-2002
 Three Seasons
 75-92-0, .449

2000: 24-33 (.421), 11-15 (.423) MAC, 3rd West
Head Coach: Dave Schrage

Feb. 27	@ Tennessee-Martin	L	6-5 (7)
	@ Tennessee-Martin	W	11-8
Mar. 3	@ Cincinnati	L	16-5
Mar. 4	@ Cincinnati	L	1-0 (7)
	@ Cincinnati	W	10-8 (7)
Mar. 5	@ Cincinnati	L	2-1
Mar. 11	^ vs. St. Xavier	W	6-5
Mar. 12	^ vs. Pennsylvania	L	10-5
Mar. 14	^ vs. Pennsylvania	L	8-4
Mar. 15	@ Bethune-Cookman	L	5-4
Mar. 16	@ Bethune-Cookman	L	12-8
Mar. 17	^ vs. Fordham	W	6-3
Mar. 18	^ vs. Fordham	W	22-8
Mar. 22	Chicago State	L	2-1 (7)
	Chicago State	W	10-4 (7)
Mar. 25	Mount St. Clare	W	3-2 (7)



2010 NORTHERN ILLINOIS BASEBALL

««BACK

YEARLY RESULTS

NEXT»»

May 18 #vs. Central Michigan L 8-4 (7)
 ^Ormond Beach Complex (Daytona Beach, Fla.)
 #MAC Tournament (Kent, Ohio)

2001: 28-27 (509), 10-17 (.370) MAC, 5th West
Head Coach: Dave Schrage

Feb. 24	@ Tennessee-Martin	W	13-3
	@ Tennessee-Martin	W	19-5 (6)
Feb. 25	@ Tennessee-Martin	W	8-6
Mar. 2	@ Murray State	L	11-7
Mar. 3	@ Murray State	W	4-2
Mar. 4	@ Murray State	L	11-10
Mar. 10	@ Indiana State	L	7-1
Mar. 11	@ Indiana State	L	4-3
Mar. 14	^vs. St. Xavier	W	8-7 (11)
	^#13 Stetson	W	3-2 (10)
Mar. 15	^vs. Lehigh	W	12-5
	^vs. Iowa	L	6-0
Mar. 17	^vs. Pennsylvania	L	6-1
Mar. 21	Chicago State	L	13-7 (7)
	Chicago State	W	4-3 (7)
Mar. 23	@ Ball State	L	1-1
Mar. 24	@ Ball State	L	11-4 (7)
	@ Ball State	L	15-7
Mar. 28	@ Bradley	W	11-9 (7)
	@ Bradley	W	7-5 (7)
Mar. 30	@ Eastern Michigan	L	10-2 (7)
Mar. 30	@ Eastern Michigan	L	18-3
Apr. 3	UW-Milwaukee	W	9-8
Apr. 4	Illinois-Chicago	W	11-8
Apr. 6	Trinity	W	15-3
Apr. 6	St. Xavier	W	7-1
Apr. 7	St. Xavier	W	11-1
Apr. 10	Mount St. Clare	W	7-0
Apr. 13	@ Western Michigan	L	14-13
Apr. 14	@ Western Michigan	W	8-3 (7)
	@ Western Michigan	L	15-0
Apr. 15	@ Western Michigan	L	13-7
Apr. 18	@ Eastern Illinois	W	8-6 (7)
	@ Eastern Illinois	L	7-6 (7)
Apr. 20	Central Michigan	W	4-2
Apr. 21	Central Michigan	W	4-2 (7)
	Central Michigan	L	11-9 (10)
Apr. 22	Central Michigan	L	6-3
Apr. 25	@ Chicago State	L	4-2
Apr. 27	Toledo	L	9-2
Apr. 28	Toledo	L	15-9 (7)
	Toledo	W	17-5
Apr. 29	Toledo	W	12-6
May 1	Illinois State	L	7-4
May 2	Valparaiso	W	8-2
May 4	@ Buffalo	W	12-5
May 5	@ Buffalo	W	10-1 (7)
	@ Buffalo	W	4-3
May 6	@ Buffalo	W	10-0
May 11	Ohio	L	15-7
May 12	Ohio	W	6-5 (7)
	Ohio	L	20-15
May 13	Ohio	L	7-2
	^Florida Spring Break Trip		

2002: 23-32 (.418), 11-14 (.444) MAC, 5th West
Head Coach: Dave Schrage

Mar. 1	^@ Winthrop	L	13-12 (11)
	^vs. Akron	W	12-2
Mar. 3	^vs. West Virginia	L	3-2 (8)
Mar. 9	!vs. Indiana	L	9-5
Mar. 9	!vs. Manhattan	W	5-3 (10)
Mar. 11	!vs. Bucknell	W	7-5
Mar. 12	@ South Florida	L	8-2
Mar. 14	!vs. Yale	W	5-3
Mar. 15	!vs. Vermont	L	14-6
Mar. 16	!vs. Massachusetts	L	4-3 (10)
	!vs. Fairleigh Dickinson	W	17-1
Mar. 20	Chicago State	W	11-2
Mar. 23	Western Illinois	W	12-10
Mar. 24	@ Western Illinois	L	5-4
Mar. 26	Winona State	L	15-14 (11)
Mar. 27	Bradley	L	4-2 (7)
	Bradley	L	5-0 (7)
Mar. 29	Ball State	L	12-7
Mar. 30	Ball State	L	5-0 (7)
	Ball State	W	4-2
Mar. 31	Ball State	W	14-11
Apr. 5	Eastern Michigan	L	5-2 (7)
	Eastern Michigan	L	16-10
Apr. 7	@ Eastern Michigan	W	8-5 (7)
	@ Eastern Michigan	L	9-6
Apr. 10	@ Iowa	L	11-9
Apr. 12	Mount St. Clare	W	10-2
Apr. 13	@ Illinois State	L	7-6 (7)
	@ Illinois State	L	9-4
Apr. 14	Illinois State	W	6-5 (7)
	Illinois State	L	8-4
Apr. 16	UW-Milwaukee	L	6-3
Apr. 17	@ Illinois-Chicago	W	7-6
Apr. 19	Western Michigan	W	6-3
Apr. 20	Western Michigan	W	6-1 (7)

Western Michigan	L	17-12	
Apr. 21	Western Michigan	W	11-10
Apr. 24	@ Chicago State	W	10-3
Apr. 26	@ Central Michigan	L	8-6
Apr. 27	@ Central Michigan	L	2-0 (7)
Apr. 30	Chicago State	L	9-2
May 1	@ Valparaiso	W	3-2
May 3	@ Toledo	L	8-5
May 4	@ Toledo	L	8-5 (7)
	@ Toledo	W	4-0
May 5	@ Toledo	L	18-17
May 10	Buffalo	W	8-4
May 12	Buffalo	W	8-7 (7)
	Buffalo	W	13-4
May 14	North Central	L	12-9
May 15	Eastern Illinois	L	9-8
May 18	@ Ohio	W	7-6 (7)
	@ Ohio	L	5-4
May 19	@ Ohio	L	11-1 (7)
	@ Ohio	L	12-10

^ Simmons MRS Shootout (Rock Hill, S.C.)
 ! Spring Break Classic



Ed Mathey
 2003-present
 Seven Seasons
 186-203-1, 478

2003: 34-24 (.586), 15-11 (.577) MAC, 3rd West
Head Coach: Ed Mathey

Feb. 22	@ Louisville	L	3-2 (10)
	@ Louisville	L	3-2 (7)
Feb. 28	vs. Ball State	W	4-3 (10)
Mar. 1	vs. Saint Louis	W	6-1
Mar. 2	vs. Southern Illinois	L	8-4
Mar. 8	@ Eastern Kentucky	W	12-7 (8)
	@ Eastern Kentucky	L	17-13
Mar. 9	@ Eastern Kentucky	L	19-4
Mar. 10	@ Morehead State	L	7-6
Mar. 12	@ Eastern Kentucky	W	7-5
Mar. 14	^vs. Birmingham Southern	L	7-3
	^vs. Michigan	W	12-8
Mar. 16	^@ Winthrop	W	11-10
Mar. 19	@ Illinois	W	12-10
Mar. 22	Calumet College	W	15-1 (7)
	Calumet College	W	6-0 (7)
Mar. 26	Bradley	L	5-4 (7)
	Bradley	W	5-3 (7)
Mar. 29	Toledo	W	6-0 (7)
	Toledo	W	11-5
Mar. 30	Toledo	W	4-1 (7)
	Toledo	L	12-7
Apr. 1	@ Iowa	W	15-7
Apr. 2	Illinois-Chicago	W	5-4
Apr. 8	@ Eastern Illinois	L	9-8
Apr. 11	@ Western Michigan	W	7-3
Apr. 12	@ Western Michigan	W	2-1 (7)
	@ Western Michigan	L	10-6
Apr. 13	@ Western Michigan	L	4-3 (15)
Apr. 16	@ Chicago State	W	9-0
Apr. 18	Bowling Green	W	11-1
Apr. 19	Bowling Green	L	10-4 (7)
	Bowling Green	W	2-1
	Bowling Green	W	9-8
Apr. 22	Lakeland College	W	17-8
Apr. 23	Chicago State	L	7-6
Apr. 26	@ Miami (Oh)	L	2-0 (8)
Apr. 27	@ Miami (Oh)	L	5-0 (8)
	@ Miami (Oh)	L	10-9 (7)
	@ Miami (Oh)	W	11-9 (7)
Apr. 29	Illinois State	W	7-5
May 2	St. Xavier	W	7-5
May 3	IPFW	L	7-2
	IPFW	W	7-4
May 9	@ Eastern Michigan	L	13-6
May 10	@ Eastern Michigan	W	5-3 (7)
	@ Eastern Michigan	L	9-8
May 11	@ Eastern Michigan	L	19-10
May 13	Buffalo	W	15-2 (7)
	Buffalo	W	6-4
May 14	@ Western Illinois	W	12-9
May 16	Central Michigan	L	9-4
May 17	Central Michigan	W	9-7 (7)
	Central Michigan	W	11-10 (10)
May 18	Central Michigan	W	3-2
May 21	#at Kent State	W	4-3
May 22	# Eastern Michigan	L	6-4
May 23	# Ohio	L	9-8

2004: 31-28 (.586), 14-10 (.583) MAC, T-2nd West
Head Coach: Ed Mathey

Feb. 20	@ Texas Tech	L	10-9
Feb. 21	@ Texas Tech	W	7-5
Feb. 22	@ Texas Tech	L	19-3

Feb. 27	@ Southern Illinois	W	5-1
Feb. 28	@ Southern Illinois	W	7-3
Feb. 29	@ Southern Illinois	W	6-5
Mar. 5	@ New Orleans	L	8-1
Mar. 6	@ New Orleans	W	8-4
Mar. 7	@ New Orleans	L	7-1
Mar. 9	@ Flagler	W	12-11
Mar. 10	vs. Holy Cross	W	16-1
Mar. 11	vs. IPFW	W	10-1
	vs. Lehigh	L	18-9
Mar. 12	vs. St. Bonaventure	W	16-6
Mar. 13	vs. Duquesne	L	12-8 (10)
Mar. 14	vs. Fairfield	L	4-1
Mar. 20	Lakeland College	W	12-0 (7)
	Lakeland College	W	18-2 (7)
Mar. 24	Wheaton	W	5-4
Mar. 26	vs. Minnesota	L	5-4 (11)
Mar. 27	vs. Northern Colorado	L	5-0
Mar. 28	@ Iowa	L	4-2
Mar. 31	Bradley	L	14-5
Apr. 2	@ Ball State	L	3-2
Apr. 3	@ Ball State	L	6-3
Apr. 4	@ Ball State	L	9-6
Apr. 6	UW-Milwaukee	L	2-1 (7)
	UW-Milwaukee	W	14-10
Apr. 9	Western Michigan	W	5-4
Apr. 10	Western Michigan	W	7-5
Apr. 11	Western Michigan	W	21-6
Apr. 14	Eastern Illinois	L	10-7
Apr. 16	@ Bowling Green	W	9-6
Apr. 17	@ Bowling Green	W	9-7
Apr. 18	@ Bowling Green	L	11-10
Apr. 21	St. Xavier	W	2-1 (7)
	St. Xavier	L	16-12
Apr. 23	@ Central Michigan	W	4-1
Apr. 24	@ Central Michigan	W	10-6
Apr. 25	@ Central Michigan	W	7-2
Apr. 27	@ Illinois State	L	10-5
May 1	Akron	W	7-2
	Akron	W	6-2
May 2	Akron	L	13-7
May 7	Eastern Michigan	W	4-2
May 8	Eastern Michigan	L	22-4
May 9	Eastern Michigan	W	13-8
May 11	Valparaiso	W	6-5 (10)
May 12	North Central	W	2-0
May 14	@ Miami (Oh)	L	9-6
May 15	@ Miami (Oh)	L	10-3
May 16	@ Miami (Oh)	L	4-3
May 18	@ Northwestern	L	5-2
May 21	Toledo	W	7-6
May 22	Toledo	W	5-0
May 23	Toledo	W	6-5
May 26	# Miami (Oh)	W	8-5
May 27	# Eastern Michigan	L	17-12
May 28	# Kent State	L	8-6

2005: 16-36 (.308), 6-18 (.250) MAC, 6th West
Head Coach: Ed Mathey

Feb. 11	@ Texas Tech	L	13-7
Feb. 12	@ Texas Tech	L	17-7
Feb. 13	@ Texas Tech	L	12-7
Mar. 3	@ Southern Illinois	L	6-3
Mar. 4	@ Southern Illinois	L	6-5 (10)
Mar. 5	@ Southern Illinois	W	9-3
Mar. 12	vs. Wright State	W	8-5 (11)
	vs. Austin Peay	W	5-2
Mar. 14	@ Evansville	L	7-2
Mar. 15	@ Louisville	L	8-7
Mar. 16	@ Xavier	L	7-2
Mar. 17	vs. Notre Dame	L	10-6
Mar. 18	@ Eastern Kentucky	L	27-6
Mar. 19	@ Eastern Kentucky	L	19-11
Mar. 20	@ Eastern Kentucky	L	7-6 (10)
Mar. 22	Valparaiso	W	12-8
Mar. 24	St. Xavier	W	4-1
Mar. 29	Northern Iowa	L	4-3 (15)
Mar. 30	at Bradley	W	7-6 (8)
Apr. 2	Ball State	L	6-2
	Ball State	L	12-4
Apr. 3	Ball State	L	16-5
Apr. 5	Illinois State	W	6-4
Apr. 6	@ Eastern Illinois	W	9-7
Apr. 8	@ Western Michigan	L	14-3
Apr. 9	@ Western Michigan	L	3-2
Apr. 10	@ Western Michigan	L	16-5
Apr. 13	@ Iowa	L	8-7
Apr. 15	Bowling Green	L	5-1
Apr. 16	Bowling Green	L	4-3 (11)
Apr. 17	Bowling Green	W	6-5
Apr. 19	Chicago State	W	5-1
Apr. 20	@ Illinois-Chicago	L	3-0
Apr. 23	Central Michigan	L	14-6
	Central Michigan	L	12-6
Apr. 24	Central Michigan	L	15-6
Apr. 26	Purdue-North Central	T	8-8 (12)
Apr. 29	@ Akron	W	12-6
Apr. 30	@ Akron	L	8-3

May 1	@ Akron	L	2-1 (11)
May 3	@ Chicago State	L	9-8 (10)
May 4	* Northwestern	W	10-5
May 6	@ Eastern Michigan	L	7-5
May 7	@ Eastern Michigan	W	5-0
May 8	@ Eastern Michigan	L	7-6
May 13	Miami (Oh)	L	5-1
May 14	Miami (Oh)	L	5-2
May 15	Miami (Oh)	W	3-2
May 17	@ ⁸⁵ Nebraska	L	10-2
May 18	@ ⁸⁵ Nebraska	L	3-2
May 20	@ Toledo	L	4-2
May 21	@ Toledo	W	19-11
May 22	@ Toledo	W	7-3

2006: 24-31 (.436), 8-18 (.307) MAC, 6th West
Head Coach: Ed Mathey

Feb. 3	@ ⁸¹² Arizona State	L	5-3
Feb. 4	@ ⁸¹² Arizona State	L	9-6
Feb. 5	@ ⁸¹² Arizona State	L	8-3
Feb. 24	^vs. Eastern Illinois	W	4-0
Feb. 25	^@ Evansville	W	4-2
Feb. 26	^vs. UW-Milwaukee	L	9-8
Mar. 3	@ Southern Illinois	L	7-4
Mar. 4	@ Southern Illinois	W	8-0
Mar. 5	@ Southern Illinois	W	8-6
Mar. 10	@ Saint Mary's	L	10-2
Mar. 11	@ Saint Mary's	L	5-2
Mar. 13	@ San Jose State	W	2-1
Mar. 15	@ Nevada	L	5-3
Mar. 16	@ Nevada	L	12-8
Mar. 17	@ Nevada	L	13-9
Mar. 18	@ Nevada	L	17-10
Mar. 19	@ Nevada	L	6-2
Mar. 25	@ Ohio	L	8-6
	@ Ohio	W	14-10
Mar. 26	@ Ohio	W	10-7
Mar. 28	Bradley	W	3-2 (8)
	Bradley	W	5-3 (7)
Mar. 31	Akron	W	4-2
Apr. 1	Akron	L	6-5
Apr. 2	Akron	W	8-3 (7)
Apr. 4	Illinois State	W	11-8
Apr. 7	Kent State	L	13-10
Apr. 8	Kent State	L	21-2
Apr. 9	Kent State	W	5-2
Apr. 11	@ Illinois State	L	7-3



NORTHERN ILLINOIS BASEBALL

««BACK

YEARLY RESULTS

NEXT»»

Mar. 31	@ Akron	L	5-0
Apr. 1	@ Akron	W	7-4 (11)
Apr. 3	Illinois State	W	8-6
Apr. 6	@ Kent State	W	2-0
Apr. 8	@ Kent State	W	11-8
	@ Kent State	L	7-2
Apr. 10	@ Illinois State	W	6-4
Apr. 13	Miami (Oh)	L	8-3
Apr. 14	Miami (Oh)	W	4-3
Apr. 15	Miami (Oh)	W	8-5
Apr. 17	St. Xavier	L	8-2
Apr. 18	@ Iowa	L	4-3
Apr. 20	@ Central Michigan	L	7-2
Apr. 21	@ Central Michigan	L	15-8
Apr. 22	@ Central Michigan	L	7-4
Apr. 24	@ Illinois-Chicago	W	4-3 (8)
Apr. 27	Eastern Michigan	L	6-1
Apr. 28	Eastern Michigan	W	11-1
Apr. 29	Eastern Michigan	L	4-2
May 1	@ Northwestern	W	5-4
May 2	@ UW-Milwaukee	W	10-9 (7)
	@ UW-Milwaukee	L	11-1 (7)
May 4	Western Michigan	W	4-1
May 5	Western Michigan	W	6-5
May 6	Western Michigan	W	10-6
May 11	@ Ball State	W	7-3
May 12	@ Ball State	W	4-3
May 13	@ Ball State	L	2-1 (10)
May 15	Chicago State	W	20-6
May 16	* Eastern Illinois	W	7-4
May 17	@ Toledo	L	6-4
May 18	@ Toledo	L	8-7
May 19	@ Toledo	W	13-9
May 23	# Kent State	L	7-3
May 24	# Toledo	W	11-10
May 25	# Miami (Oh)	W	6-4 (13)
	# at Eastern Michigan	L	9-3
	^ Palm Beach (Fla.) Challenge		
	* at Elfstrom Stadium (Geneva, Ill.)		
	# MAC Tournament (Ypsilanti, Mich.)		

2008: 28-26 (.519), 16-10 (.615) MAC, 2nd West

Head Coach: Ed Mathey

Feb. 28	^ vs. Portland	L	9-6
	^ vs. Hawaii	L	7-3
Mar. 1	@ Southern Illinois	W	3-1
	@ Southern Illinois	W	9-4
Mar. 2	@ Southern Illinois	L	5-3
Mar. 7	@ Texas State	L	3-1
Mar. 8	* vs. Texas Tech	L	11-5
Mar. 9	* vs. Texas Tech	L	8-5
	@ Texas State	L	16-5
Mar. 11	@ Texas San Antonio	W	6-1
Mar. 12	! vs. ^{#23} Oklahoma	L	11-5
Mar. 13	@ Dallas Baptist	L	11-8
Mar. 14	@ Dallas Baptist	L	13-2
Mar. 15	@ Dallas Baptist	W	10-2
Mar. 22	@ Buffalo	W	10-3
	@ Buffalo	W	17-1
Mar. 23	@ Buffalo	W	6-4
Mar. 25	Bradley	L	5-4
	Bradley	W	11-6
Mar. 26	@ Iowa	W	5-4
Mar. 28	@ Bowling Green	L	3-2
Mar. 29	@ Bowling Green	L	4-3
Mar. 30	@ Bowling Green	L	4-1
Apr. 2	UW-Milwaukee	W	3-2
Apr. 4	Kent State	W	11-6
Apr. 5	Kent State	W	3-2
Apr. 6	Kent State	L	9-5
Apr. 9	@ Valparaiso	L	5-4
Apr. 11	Akron	W	5-4
Apr. 13	Akron	W	14-11
	Akron	W	14-10
Apr. 16	+ vs. ^{#29} Notre Dame	L	5-4
Apr. 18	@ Toledo	W	9-5
Apr. 19	@ Toledo	L	7-5
Apr. 20	@ Toledo	L	4-2
Apr. 22	% vs. Illinois-Chicago	W	4-3
Apr. 23	Illinois State	L	14-10
Apr. 25	Eastern Michigan	L	4-3
Apr. 26	Eastern Michigan	W	5-4
	Eastern Michigan	W	7-4
Apr. 29	@ UW-Milwaukee	W	5-3
May 2	Central Michigan	W	5-2
May 4	Central Michigan	L	8-6
	Central Michigan	L	7-3
May 10	@ Ball State	W	4-1
	@ Ball State	W	7-6
May 12	Northern Iowa	W	7-4
May 15	Western Michigan	W	12-11
May 16	Western Michigan	L	8-4
May 17	Western Michigan	W	8-5
May 21	# vs. Ball State	W	13-7
May 22	# vs. Kent State	L	10-6
May 23	# vs. Ball State	W	6-5
	# vs. Kent State	L	10-3
	^ Coca-Cola Classic (Surprise, Ariz.)		

* at Bobcat Field (San Marcos, Texas)
 ! at Dr. Pepper Ball Park (Frisco, Texas)
 + at U.S. Cellular Field (Chicago, Ill.)
 % at Elfstrom Stadium (Geneva, Ill.)
 # MAC Tournament (Chillicothe, Ohio)

2009: 19-34 (.358), 10-16 (.385) MAC, West

Head Coach: Ed Mathey

Feb. 20	# vs. North Florida	L	3-6
	# @ Mississippi State	L	1-8
Feb. 21	# @ Mississippi State	W	11-10
Feb. 22	# vs. North Florida	L	3-9
Feb. 26	^ vs. ^{#23} Oregon State	L	7-23
Feb. 27	^ vs. ^{#8} Arizona State	L	1-6
Feb. 28	^ vs. ^{#15} Missouri	W	5-2
Mar. 1	^ vs. ^{#23} Oregon State	L	1-2
Mar. 6	@ Southern Illinois	W	8-4
Mar. 7	@ Southern Illinois	W	1-0
Mar. 8	@ Southern Illinois	L	7-9
Mar. 10	@ Saint Louis	L	2-13
Mar. 11	@ Saint Louis	L	2-7
Mar. 13	@ Southeast Missouri	L	6-8
Mar. 14	@ Southeast Missouri	L	5-15
	@ Southeast Missouri	L	10-11
Mar. 15	@ Southeast Missouri	W	17-10
Mar. 20	Buffalo	W	14-3
Mar. 21	Buffalo	W	9-3
Mar. 22	Buffalo	W	5-4
Mar. 25	@ Bradley	L	2-3
	@ Bradley	W	5-1
Mar. 27	Bowling Green	W	6-4
Mar. 28	Bowling Green	L	0-8
Apr. 1	UW-Milwaukee	W	5-3
Apr. 3	@ Kent State	L	3-9
Apr. 4	@ Kent State	L	9-20
Apr. 5	@ Kent State	L	9-13
Apr. 8	@ Northwestern	L	5-6
Apr. 10	@ Akron	L	10-14
	@ Akron	L	11-14
Apr. 12	@ Akron	L	9-10
Apr. 14	Illinois State	W	14-10
Apr. 15	Chicago State	W	16-2
Apr. 17	Toledo	W	12-5
Apr. 18	Toledo	L	7-12
	Toledo	L	8-12
Apr. 24	@ Eastern Michigan	W	5-2
Apr. 25	@ Eastern Michigan	L	7-11
Apr. 26	@ Eastern Michigan	L	7-8
Apr. 28	@ UW-Milwaukee	L	2-5
	@ UW-Milwaukee	L	4-6
Apr. 29	Valparaiso	L	2-12
May 1	@ Central Michigan	W	16-3
May 2	@ Central Michigan	W	11-5
May 3	@ Central Michigan	L	4-22
May 8	Ball State	L	6-10
May 9	Ball State	L	1-9
May 10	Ball State	L	6-8
May 12	* vs. UW-Milwaukee	L	6-7
May 14	@ Western Michigan	W	21-9
May 15	@ Western Michigan	W	4-2
May 16	@ Western Michigan	L	5-6
	# BankFirst Baseball Challenge (Starkville, Miss.)		
	^ DeMarini Invitational (Tempe, Ariz.)		
	* at Road Ranger Stadium (Rockford, Ill.)		

NCAA TOURNAMENT

Division I Era

1972	L	2-0	@ Bowling Green
	L	8-1	vs. Iowa

NCAA District 4 Tournament (Bowling Green, Ohio)

1996	L	2-0	@ Bowling Green
	L	8-1	vs. Iowa

NCAA Play-In Series (Chicago, Ill.)

L	5-1	@ Northeastern Illinois
L	9-2	@ Northeastern Illinois

MAC TOURNAMENT

2000	Kent, Ohio (#4 seed)	
	L	6-4 @ #1 Kent State
	L	8-4 vs. #2 Central Michigan
2003	Kent, Ohio (#6 seed)	
	W	4-3 @ #1 Kent State
	L	6-4 vs. #4 Eastern Michigan
	L	9-8 vs. #3 Ohio
2004	Mount Pleasant, Mich. (#5 seed)	
	W	8-4 vs. #2 Miami
	L	17-12 vs. #4 Eastern Michigan
	L	8-7 vs. #3 Kent State
2007	Ypsilanti, Mich. (#5 seed)	
	L	8-4 vs. #2 Kent State
	W	11-10 vs. #6 Toledo
	W	4-3 (13) vs. #4 Miami
	L	9-3 @ #1 Eastern Michigan
2008	Chillicothe, Ohio (#4 seed)	
	W	13-7 vs. #5 Ball State
	L	10-6 vs. #1 Kent State
	W	6-5 vs. #5 Ball State
	L	10-3 vs. #1 Kent State

ALL-TIME RECORD VS. OPPONENTS

Opponent	W	L	T	Pct	Last
Akron	14	10	0	.583	2009
Alabama	0	1	0	.000	1992
Alabama-Birmingham	0	1	0	.000	1992
American	0	1	0	.000	1974
Arizona State	0	4	0	.000	2009
Arkansas	0	3	0	.000	1993
Arkansas-Little Rock	0	3	0	.000	1994
Arkansas State	2	2	0	.500	1981
Auburn	1	0	0	1.000	1993
Aurora University	2	1	0	.667	1994
Austin Peay	2	0	0	1.000	2005
Ball State	23	31	1	.426	2009
Belmont	1	1	0	.500	1982
Bethune-Cookman	0	2	0	.000	2000
Birmingham Southern	0	1	0	.000	2003
Bowling Green	7	16	1	.304	2009
Bradley	24	37	1	.393	2009
Bucknell	1	0	0	1.000	2002
Buffalo	15	0	0	1.000	2009
Butler	5	6	0	.455	1997
Cal Poly				First meeting	
Calumet College	2	0	0	1.000	2003
Carson-Newman	0	1	0	.000	1982
Central Michigan	19	39	0	.328	2009
Cincinnati	0	8	0	.000	2000
Chicago	2	0	0	1.000	1991
Chicago State	36	19	1	.654	2009
Cleveland State	9	7	0	.563	2006
Creighton	1	3	0	.250	1999
CSU Bakersfield				First meeting	
Dallas Baptist	1	2	0	.333	2008
David Lipscomb	1	1	0	.500	1973
Davidson	1	0	0	1.000	1996
Dayton	6	3	0	.667	1968
Delaware State	1	0	0	1.000	1995
Detroit	4	5	0	.444	1997
Duquesne	0	1	0	.000	2004
East Tennessee State	1	0	0	1.000	1979
Eastern Illinois	14	27	0	.341	2007
Eastern Kentucky	2	7	0	.222	2005
Eastern Michigan	17	41	0	.293	2009
Eckerd	0	2	0	.000	1974
Elmhurst College	1	0	0	1.000	1996
Evansville	2	3	0	.400	2006
Fairfield	0	1	0	.000	2004
Fairleigh-Dickinson	1	0	0	1.000	2002
Flager College	1	0	0	1.000	2004
Florida A&M	1	1	0	.500	1971
Florida Atlantic	0	1	0	.000	2007
Florida Southern	0	1	0	.000	1974
Florida State	0	1	0	.000	1971
Fordham	3	1	0	.750	2007
George Williams College	4	0	0	1.000	1982
Georgia	0	2	0	.000	1993
Georgia State	1	0	0	1.000	1993
Grambling State	0	1	0	.000	1978
Hawaii	0	1	0	.000	2008
Holy Cross	1	0	0	1.000	2004
Houston	2	1	0	.667	1979
Illinois	6	10	0	.200	1991
Illinois-Chicago	26	23	0	.531	2008
Illinois State	29	32	0	.475	2009
Illinois Tech	2	1	0	.667	1991
Illinois Wesleyan	2	1	0	1.000	1973
Indiana	8	11	1	.000	2002
Indiana State	5	5	0	.500	2001
Iowa	7	15	0	.318	2008
Iowa State	8	3	0	.727	1996
IPFW	2	1	0	.667	2004
Jacksonville	1	1	0	.500	1995
Kansas	0	1	0	.000	1980
Kennesaw State	0	1	0	.000	1993
Kent State	13	21	1	.382	2009
Kenyon College	1	0	0	1.000	1982
Lake Land College	3	0	0	1.000	2004
LaSalle	0	1	0	.000	1982
Lehigh	1	1	0	.500	2004
Levitt	8	13	1	.363	1982
Long Island	1	0	0	1.000	2007
Louisiana-Lafayette	3	5	0	.375	1978
Louisiana-Monroe	2	0	0	1.000	1970
Louisiana State	3	6	0	.333	1970
Louisiana Tech	1	2	0	.333	1978
Louisville	0	6	0	.000	2005
Loyola (La.)	2	0	0	1.000	1970
Maine	1	0	1	.750	2007
Manchester	1	0	0	1.000	1982
Manhattan	2	0	0	1.000	2007
Marshall	3	3	0	.500	2000
Maryland-Eastern Shore	1	0	0	1.000	1995
Massachusetts	0	1	0	.000	2002
Mercer	0	1	0	.000	1993
Miami (Ohio)	10	24	1	.300	2007
Michigan	1	0	0	1.000	2003
Middle Tennessee State	1	1	0	.500	1973
Minnesota	0	7	0	.000	2004

Mississippi	0	1	0	.000	1970
Mississippi State	1	2	0	.333	2009
Missouri	1	0	0	1.000	2009
Missouri State	0	3	0	.000	1997
Morehead State	0	1	0	.000	2003
Mount St. Clare	4	0	0	1.000	2002
Murray State	2	3	0	.400	2001
Nebraska	0	2	0	.000	2005
Nevada	0	5	0	.000	2006
New Jersey Tech	1	1	0	.	