

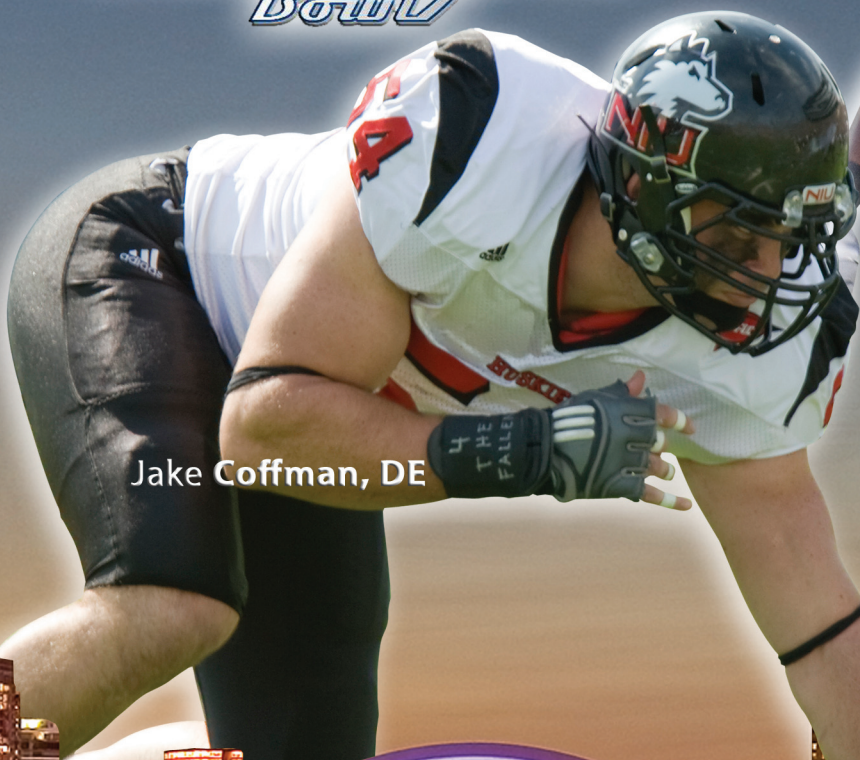
NORTHERN ILLINOIS UNIVERSITY

# HUSKIES


BOWL GUIDE



*International Bowl*



Jake Coffman, DE



Chad Spann, RB



**SOUTH FLORIDA**  
**VS.**  
**NORTHERN ILLINOIS**

JANUARY 2, 2010  
TORONTO, CANADA



MID-AMERICAN  
CONFERENCE

# '09 HUSKIE SENIORS

THREE BOWLS IN FOUR YEARS



**2006**



**2008**



**2010**

# NORTHERN ILLINOIS UNIVERSITY 2009 HUSKIES



## 2010 INTERNATIONAL BOWL

Northern Illinois (7-5, 5-3 MAC) vs. South Florida (7-5, 3-4 BIG EAST)

### about THE GAME

When ..... Saturday, Jan. 2, 2010  
 ..... Noon (EST)/11 a.m. (CST)  
 Where ..... Rogers Centre  
 ..... Toronto, Ontario, Canada  
 Capacity ..... 46,374  
 Television ..... ESPN2 (U.S.A.)  
 ..... TSN (Canada)  
 NIU Radio ..... WSCR 670 AM (Chicago);  
 ..... WLBK 1360 AM (DeKalb);  
 ..... WTJK 1380 AM (Janesville, Wisc.)



Seniors Eddie Adamski (50) and guard Jason Onyebuagu (65) lead the Huskie offensive line.

### huskie FACTS

2009 Record ..... 7-5  
 2009 MAC Record ..... 5-3  
 2009 MAC Finish ..... 2nd, West  
 Head Coach ..... Jerry Kill  
 Alma Mater/Year ..... Southwestern (KS)/1983  
 Record at NIU/Year ..... 13-12/2nd  
 Career Record/Year ..... 117-69/16th  
 Location ..... DeKalb, Illinois  
 Enrollment ..... 24,397  
 Conference ..... Mid-American (West Division)  
 Colors ..... Cardinal and Black  
 Stadium ..... Brigham Field at Huskie Stadium  
 Surface/Capacity ..... Field Turf /24,000  
 President ..... Dr. John Peters  
 Associate VP/Athletic Director ..... Jeff Compher  
 Ticket Information ..... 815-752-6800

### Table of Contents

Media Information.....	2	2009 Game Recaps.....	31
NIU News & Notes.....	2	Honors & Awards.....	37
MAC Standings & Bowl Schedule.....	4	Team & Individual Statistics.....	38-40
About South Florida.....	9	2009 Participation Chart.....	41
Record Book Update.....	10	2009 Game by Game Stats.....	42-43
NIU Depth Chart.....	11	NIU in the Rankings.....	43
2009 Huskie Rosters.....	12-13	Highs and Lows.....	44
2009 Player Bios.....	14-25	The Last Time It Happened.....	45
Head Coach Jerry Kill.....	26-27	NIU Bowl Games In Review.....	46-47
Assistant Coaches.....	28-29	NIU Bowl History and Records.....	48
Football Staff.....	30		

### 2009 NIU FOOTBALL RESULTS

Day, Date	Opponent	Television	Site	W/L	Score	Attend.
Sat., Sept. 5	at Wisconsin	Big Ten Network	Madison, Wisc.	L	28-20	80,532
Sat., Sept. 12	<b>WESTERN ILLINOIS</b>	Comcast SN/GamePlan	DEKALB, III.	W	41-7	21,427
Sat., Sept. 19	at Purdue	Big Ten Network	West Lafayette, Ind.	W	28-21	53,240
Sat., Sept. 26	IDAHO	Comcast SN/ESPN GamePlan	DEKALB, III.	L	34-31	16,320
Sat., Oct. 3	<b>WESTERN MICHIGAN*-HC</b>	Comcast SN/ESPN GamePlan	DEKALB, III.	W	38-3	17,608
Sat., Oct. 17	at Toledo*		Toledo, Ohio	L	20-19	17,012
Sat., Oct. 24	at Miami (Ohio)*		Oxford, Ohio	W	27-22	9,884
Sat., Oct. 31	AKRON*	ESPN Plus/ESPN GamePlan	DEKALB, III.	W	27-10	10,148
Thurs., Nov. 5	<b>EASTERN MICHIGAN*</b>	ESPNU	DEKALB, III.	W	50-6	10,527
Thurs., Nov. 12	<b>BALL STATE*</b>	ESPNU	DEKALB, III.	W	26-20	13,305
Sat., Nov. 21	at Ohio*		Athens, Ohio	L	38-31	14,756
Fri., Nov. 27	at Central Michigan*	ESPN360.com	Mt. Pleasant, Mich.	L	45-31	15,113
Sat., Jan. 2	vs. South Florida	ESPN2/TSN	Toronto, Canada		Noon (EST)/11 a.m. (CST)	
	<b>2010 International Bowl</b>					

\*Mid-American Conference Game. Home games in **BOLD, ALL CAPS**, played at Huskie Stadium. (HC) Homecoming

## media INFORMATION

## DECEMBER PRACTICE SCHEDULE

All NIU pre-bowl practices in DeKalb are OPEN to the media, with players and coaches available for interviews at the DeKalb Sports and Recreation facility (1765 S. 4th Street) following practices December 16-23 and December 28. Please check with the NIU Media Relations Office to confirm practice times each day as the schedule is subject to change.

## NIU PLAYER AND COACH AVAILABILITY

Northern Illinois Head Coach Jerry Kill and Huskie players will be available for interviews in Toronto through Thursday, Dec. 31. The optimum time to conduct interviews is following practice at Rogers Centre. Please contact Donna Turner or Joe Summins (information below) to confirm the practice schedule.

## PRACTICE COVERAGE

Northern Illinois football practices in Toronto will be open to the media. Please contact Donna Turner or Joe Summins to confirm practice times. Players and coaches are available for interviews after practice.

## ADDITIONAL AVAILABILITY

Please contact NIU Media Relations personnel to set up interviews outside of practice, including at bowl events and/or over the phone.

## CREDENTIALS

All credentials for the International Bowl will be issued by the bowl and must be requested online at [www.sportssystem.com/internationalbowl](http://www.sportssystem.com/internationalbowl). The media contact for the game is Campbell Blake ([cblake@internationalbowl.net](mailto:cblake@internationalbowl.net)), 416-938-4097.

## NIUHUSKIES.COM

The official athletics website of Northern Illinois University will have extensive coverage of the Huskies' bowl trip, including blogs, photo galleries, daily practice and activities updates and video highlights.

## NIU MEDIA RELATIONS

Donna Turner .....Associate AD/Communications  
..... 815-753-9513 (o); 815-793-5474 (c)  
..... [donnaturner@niu.edu](mailto:donnaturner@niu.edu)  
Joe Summins .....Asst. Media Relations Director  
.....815-753-9539 (o); 815-965-5213 (c)  
.....[jsummins@niu.edu](mailto:jsummins@niu.edu)  
Team Headquarters.....Sheraton Centre  
..... 123 Queen Street West, Toronto, ON M5H 2M9  
..... 416-361-1000; 800-325-3535

## KEY WEB ADDRESSES

[www.niuhuskies.com](http://www.niuhuskies.com)  
[www.mac-sports.com](http://www.mac-sports.com)  
[www.gousfbulls.com](http://www.gousfbulls.com)  
[www.bigeast.org](http://www.bigeast.org)  
[www.internationalbowl.org](http://www.internationalbowl.org)  
[www.ncaasports.com](http://www.ncaasports.com)

## Bowling Again

Northern Illinois (7-5, 5-3 MAC) concludes its 2009 season in Toronto, Ontario, Canada with an International Bowl meeting versus the University of South Florida Bulls (7-5, 3-4 BIG EAST) on Saturday, January 2, 2010. The game will be played in the Rogers Centre beginning at Noon (EST)/11 a.m. (CST) and will be televised in the United States on ESPN2.

## Back-to-Back

Northern Illinois will play in a bowl game in back-to-back seasons for the first time in its history as a major college program after playing in the Independence Bowl in Shreveport a year ago. In its college division day, NIU twice played in bowls in back-to-back seasons with trips to the Mineral Water Bowl in 1962 and 1963, and appearances in the Turkey and Refrigerator Bowls in 1946 and 1947, respectively.

## Postseason Regulars

Including the 2005 MAC Championship game, NIU has played in the postseason five times in the last six years. The International Bowl is Northern Illinois' fourth bowl game during that time, dating back to a 2004 appearance in the Silicon Valley Classic in San Jose, Calif. This year's seniors will have been to three bowl games - the 2006 Poinsettia Bowl, the 2008 Independence Bowl and now the International Bowl.

## Winning Ways

With seven wins on the year, Northern Illinois has guaranteed itself a winning season for the first time since 2006 after falling just short with six wins a year ago. Northern Illinois has won six or more

games nine times in the past 10 years, dating back to 2000. However, the Huskies have only reached the eight-win total three times this decade (2002, 2003, 2004).

## The Time for Kill

NIU Head Coach Jerry Kill is 13-12 in two seasons at Northern Illinois, and is the first coach to lead the Huskies to bowl games in each of his first two seasons at the school. Kill also became just the second NIU head man to claim a victory over a Big Ten team with the Huskies' win over Purdue earlier this season. A year ago, Kill led Northern Illinois to a four-game improvement from 2007, and he has improved on that win total in 2009. Dating back to his days at Southern Illinois, a team he built into an FCS powerhouse, Kill-coached teams have made seven straight post-season appearances. He was named the 2007 Liberty Mutual Coach of the Year, and in his 16th season as a collegiate head coach, owns a record of 117-69 and a winning percentage of .629.

## North of the Border

For the first time, Northern Illinois will play a football game in a foreign country with this trip to Toronto for the International Bowl. With the MAC's tie-in with the International Bowl, and anticipating a potential bowl season, the Huskie team and coaches applied for and received their passports earlier this fall. Only a handful of NIU players have traveled to Canada before.

## Renewing Acquaintances

The Huskies and South Florida have met twice previously as the teams split a pair of games in 2001 and 2002. NIU claimed a 20-17 victory in the first meeting, on Aug.

## huskie GRADS

In December, Northern Illinois honored 19 current and former football players who earned their bachelor's degrees following the Fall 2009 semester. Fourteen of the new NIU grads are members of the 2009 senior class.

Eddie Adamski, Engineering Technology  
Josh Allen, General Studies  
Anthony Antonacci, Biology  
Bryan Beckner, Accountancy  
Phil Brown, Communications  
David Bryant, Communications  
Reed Cunningham, Geography  
Andy Dittbenner, Marketing  
Cory Hanson, Corporate Communications  
Ethan Gill, Art

James Jefferies, Corporate Communications  
Mike Kritikos, Business Administration  
Mike Lepper, Corporate Communications  
Jason Onyebuagu, Corporate Communications  
Bradley Pruitt, General Studies  
Mike Salerno, Biology  
Kevin Skatrud, History (post-bachelor's)  
Preston Williams, History  
Spencer Williamson, Management (post-bachelor's)

CREDITS: The Northern Illinois International Bowl Guide is a product of the NIU Athletics Media Relations Office and is designed to assist members of the media in their coverage of the Huskies at the 2010 International Bowl. Editor: Donna Turner; Writing and Design: Joe Summins, Donna Turner; Cover Design: Joe Summins; Research: Rachel Acevedo. Photography: Scott Walstrom, NIU Media Services; Front Cover (Toronto Skyline) provided by OTMP.

30, 2001 at Huskie Stadium, while USF defeated Northern Illinois 37-6 in Tampa on Sept. 7, 2002. The 2001 season was USF's first as a full Division I-A team.

### First Time

Amazingly, the International Bowl meeting against USF will mark Northern Illinois' first game against a team from the BIG EAST Conference. NIU has played current BIG EAST members Cincinnati, Louisville, West Virginia and USF, but those schools were not league members at the time.

### Late Date

NIU will play a football game in January for the first time in school history when the Huskies kick off in the Rogers Centre on January 2. Prior to this season, Northern Illinois has played as late as December 30 (2004 Silicon Valley Classic) and December 28 (2008 Independence Bowl).

### A MAC Bowl

Northern Illinois' appearance in the International Bowl marks the first time the Huskies will play in a bowl affiliated with the Mid-American Conference. NIU's previous bowl berths have come as an at-large team. MAC teams are 0-3 in the three previous International Bowl games; NIU is the fourth different team to represent the league in Toronto, following Western Michigan (2007 game), Ball State (2008) and Buffalo (2009).

### Huskie Bowl History

Northern Illinois is 2-2 in bowl games as a Division I Football Bowl Subdivision (FBS) team and the Huskies are 3-5 in bowl games all-time, dating back to 1946. The

Huskies' last bowl win came in 2004 with a 34-21 victory over Troy in the Silicon Valley Classic. NIU lost to TCU, 37-7, in San Diego in 2006 and dropped a 17-10 decision to Louisiana Tech last year. The Huskies' other FBS bowl win came in the 1983 California Bowl, by a 20-13 score over Cal State Fullerton. For the Huskies' complete bowl history, see page 46 of this guide.

### Looking Back

After dropping its 2009 season opener by just eight points to a powerful Wisconsin team, Northern Illinois has spent the rest of the season with at least a .500 record and will complete this year on the plus side of the win ledger. After taking care of Western Illinois in its home opener, NIU recorded its biggest win of the season with a 28-21 win over Purdue as Me'co Brown ran for 150 yards and the Huskie defense forced six punts and limited Purdue to 74 first-half yards. NIU then suffered its only home loss of the season, by a 34-31 score to Idaho, to enter MAC play with a 2-2 record. The Huskies then won five of their next six games, with the lone blemish a one-point decision at Toledo, and clinched a winning season with a 26-20 win on Senior night over Ball State. Northern Illinois concluded the regular season on the road where they played the eventual MAC East and West Division champions in Ohio and Central Michigan. NIU dropped a see-saw battle at Ohio, 38-31, and could not complete a fourth-quarter comeback at CMU.

### MAC Mark

After posting a 5-3 record in Mid-American Conference play a year ago, Northern Illinois matched that record this year to take second in the West Division behind Central



Quarterback Chandler Harnish leads NIU in total offense with nearly 200 yards per game.

Michigan, recording their best MAC West finish since 2005 in the process. NIU is 92-89-2 in 23 seasons all-time in league play. The Huskies spent 11 seasons in the MAC in their first stint (1975-86) and are 57-44 (.564) versus league teams since rejoining the conference in 1997.

### Huskies on TV

Northern Illinois has become one of the most televised teams in the MAC as 61 Huskie games have been broadcast in the last five seasons, including 26 nationally. NIU was on television 11 times in 2008 and will have nine games broadcast in 2009. The Huskies' had two games on the

## huskie MULTIMEDIA

### TELEVISION

In the United States, the International Bowl game will air on ESPN2 and can also be viewed online on ESPN360.com. Mike Gleason will handle the play-by-play call with John Congemi providing analysis and David Amber on the sideline. In Canada, The Score Television Network, "The Score," an all-sports channel, will carry the game to an international audience.

### RADIO

The Huskies' International Bowl game versus USF will be heard live on the Northern Illinois ISP Sports Network, including flagship station WLBK-AM (1360) in DeKalb, WSCR 670 AM The Score in Chicago and WTJK-AM ESPN 1380 in Janesville, Wisc. The NIU broadcast kicks off with the pregame show at 10:30 a.m. (CST). Hall of Famer Bill Baker is completing his 30th year as the play-by-play voice of the Huskies and is joined in the booth by 25-year veteran Mark Lindo and on the sidelines by fourth-year reporter Casey Kahler.

In addition, the International Bowl game will be syndicated nationally in the U.S. on the Westwood One Radio Network and will be heard across Canada on The Fan590.

WSCR and WLBK also carry "NIU Live," the weekly 30-minute radio show that is all about Huskie Sports. Director of Athletics Jeff Compher joins host Andy Garcia and Huskie coaches for the show, which airs Wednesday nights at 10 p.m. on 670 AM The Score in Chicago as well as Thursdays at 5:30 p.m. on WLBK.

### ONLINE

To hear every radio broadcast and SEE live video of select NIU home games, including archived broadcasts, become a Huskies All Access subscriber at [www.niuhuskies.com](http://www.niuhuskies.com). Purchase the monthly package for \$6.95 or a year-long pass for \$49.95. Fans can enjoy more free content than ever before simply by signing up. Also go to [www.niuhuskies.com](http://www.niuhuskies.com) for the latest statistics, feature stories, player Q&As as well as weekly and daily updates through our blog at "Huskie Happenings". Everything you need to know about Huskie Athletics is at [www.niuhuskies.com](http://www.niuhuskies.com).

## the MAC

## 2009 STANDINGS

West Division	MAC	Overall
*Central Michigan	8-0	11-2
Northern Illinois	5-3	7-5
Western Michigan	4-4	5-7
Toledo	3-5	5-7
Ball State	2-6	2-10
Eastern Michigan	0-8	0-12

East Division	MAC	Overall
*Ohio	7-1	9-4
Temple	7-1	9-3
Bowling Green	6-2	7-5
Kent State	4-4	5-7
Buffalo	3-5	5-7
Akron	2-6	3-9
Miami	1-7	1-11

\*Division Champion

## 2009 MARATHON MAC CHAMPIONSHIP

Friday, December 4, 2009  
 Ford Field, Detroit, Mich. (ESPN2)  
 Central Michigan 20, Ohio 10

## MAC BOWL SCHEDULE

Little Caesars Pizza Bowl - Detroit, Michigan  
 Saturday, Dec. 26 (ESPN) - 1 p.m.  
 Ohio (MAC) vs. Marshall (Conference USA)

EagleBank Bowl - Washington, D.C.  
 Tuesday, Dec. 29 (ESPN) - 4:30 p.m.  
 Temple (MAC) vs. UCLA (PAC-10)

Roady's Humanitarian Bowl - Boise, Idaho  
 Wednesday, Dec. 30 (ESPN) - 4:30 p.m.  
 Bowling Green (MAC) vs. Idaho (WAC)

International Bowl - Toronto, Ontario, Canada  
 Saturday, Jan. 2 (ESPN2) - Noon  
 Northern Illinois (MAC) vs. South Florida (BIG EAST)

GMAC Bowl - Mobile, Ala.  
 Wednesday, Jan. 6 (ESPN)  
 Central Michigan (MAC) vs. Troy (Sun Belt)

## MAC BOWL NOTES

- The Mid-American Conference will send five teams to bowl games for the second consecutive year and the third time in MAC history.
- The MAC has sent four or more teams to bowl games in four of the last six years.
- MAC teams have claimed six wins over Big Ten opponents in the last two seasons, including victories by Northern Illinois (over Purdue) and Central Michigan (over Michigan State) this year.
- Temple makes its first bowl appearance since 1979 with its trip to the EagleBank Bowl.

Big Ten Network, three on Comcast Sports-Net Chicago, an ESPN Plus MAC Game of the Week and two ESPNU games. NIU is 63-64-1 all-time on TV.

## Joining "The Family"

The International Bowl game on ESPN2 will be the Huskies' third appearance on an ESPN network in 2009. In November, NIU played Eastern Michigan and Ball State on ESPNU on back-to-back Thursdays. The game versus USF will mark NIU's 11th ESPN2 appearance ever, dating back to a 2003 game against Bowling Green. Northern Illinois is 5-5 in its previous appearances on ESPN2 and is 17-17 when playing on an ESPN network.

## 1,000 and 500

The Huskies passed two important milestones during the 2009 season as NIU played the 1,000th intercollegiate game in school history on Sept. 26 versus Idaho, and won its 500th game ever on Nov. 5 with a 50-6 win over Eastern Michigan. In 1,008 games, the Huskies now own an all-time record of 501-456-51 for a winning percentage of .522.

## All-MACcolades

Three players on the Northern Illinois offense – center Eddie Adamski, left guard Jason Onyebuagu and running back Chad Spann – earned first team All-Mid-American Conference honors in 2009, giving NIU its most first team honorees since 2006. Overall, league coaches voted eight Huskies to one of the three All-MAC squads, as defensive linemen Brandon Bice and Jake Coffman, along with kicker Mike Salerno, were on the second team and running back Me'co Brown and punt returner Tommy Davis were selected to the third team.

## Mission Accomplished

Entering the 2009 season, the Huskie coaches made scoring in the red zone a point of emphasis and that emphasis has paid off; in 45 trips inside its opponents 20-yard line in 2009, Northern Illinois has scored 43 times to rank tied for first in the country in red zone efficiency with a .96 mark. The Huskies have scored 27 touchdowns and 16 field goals for a touchdown percentage of 60 percent. NIU has scored on each of its last nine trips inside the opponents' 20-yard line dating back to the end of the EMU game when the Huskies took a knee at the end of a 50-6 victory.

## Fantastic Frosh

Redshirt freshman Sean Progar earned national honors from *Phil Steele's Magazine* as the defensive end was selected as a second team player on the publication's All-Freshman Team. Progar started seven games and ranks second on the Huskie team with seven tackles for loss and five quarterback sacks. He forced a fumble that led to a safety versus Ball State and has 28 total tackles and two fumble recoveries to go with the two fumbles he forced.

## Academic Award

In early December, the Northern Illinois football program was one of 39 teams in the country to earn honorable mention recognition for the American Football Coaches Association Academic Achievement Award. The Award goes to the top FBS programs in the country in terms of Graduation Success Rate and NIU was one of just two Mid-American Conference teams on the list.

## Scoring Spann

NIU junior tailback Chad Spann has scored touchdowns at a record rate in 2009 to make his mark on the Huskie record book. The junior's 20 total touchdowns in 2009 tie him with current Atlanta Falcon Michael Turner for second place on NIU's single season scoring chart, just one behind Garrett Wolfe's school record 21 in 2004. Spann's 19 rushing TDs have tied the school record number posted by Turner (2002) and Stacey Robinson (1989 and 1990). He is also tied for sixth on the NIU career list for rushing scores with 27.

## C-Spann Watchers

Chad Spann scored three touchdowns in the last two games of the season and enters the International Bowl with 20 touchdowns, 19 rushing, on the year. The junior tailback leads the MAC and is tied for sixth in the country in scoring with a 10.00 average (120 points). He has scored at least one touchdown in 10 of NIU's 12 games this year with eight multiple touchdown outings.

## In a Rush

Northern Illinois has lived up to its reputation as one of the top rushing teams in the MAC in 2009 as the Huskies are averaging 202.4 rushing yards per game. The Huskies rank 17th in the nation in rushing offense and have 2,429 rushing yards on the season. Northern Illinois has not finished a

## 2009 HUSKIE FOOTBALL SENIORS

Name	Pos.	GP/GS	Signed/Arrived	Career Stats & Highlights
Eddie Adamski	C	49/49	2005	Has started 49 games at center, all but one of his NIU career.
Justin Anderson	RB	48/12	2005	1,708 career rushing yards ranks 18th on all-time charts
Brandon Bice	DE	39/24	2005	100 tackles, 53 solos, 23 tackles for loss, 14 sacks
Phil Brown	LB	41/5	2005	99 tackles, 59 solo, 3 tackles for loss
David Bryant	S	41/18	2005	122 tackles, 64 solo, 4.5 tackles for loss, 3 fumbles forced, 4 PBU
Reed Cunningham	TE	39/22	2005	43 catches, 463 yards, 5 TDs
Cory Hanson	LB	42/37	2005	244 tackles, 106 solo, 15.5 tackles for loss, 6 INT, 8 PBU, 3 sacks
James Jefferies	DB	1/0	2006	Saw his first action this season, will graduate
Mike Kritikos	DE	15/0	2005	10 tackles in 13 games in 2008 as back-up to Larry English
Marcus Lewis	WR	38/5	2006	36 career catches for 378 yards, enjoying best season in 2009
Ryan Morris	QB	26/3	2005	68-132 completions, 744 yards, 4 TDs, 3 starts in 2007
Jason Onyebuagu	OG	50/37	2006	Has played in all 50 games over the last 4 years, started 37 straight
Mike Salerno	K	25/-	2007	Made 36-47 FGs, 73-75 PATs for 181 points to rank in NIU Top 5
Kevin Skatrud	OL	30/11	2005	Inj. in preseason, started in 2007 and 2008
John Tranchitella	LB	44/11	2006	86 tackles, 46 solo, 11 tackles for loss, 7 PBU and 2 INT
Preston Williams	WR	18/2	2005	Made his first career reception, for a TD, versus Ball State
Spencer Williamson	LB	43/1	2005	73 tackles, 32 solo, 2 forced fumbles, 3 PBU

season as the MAC's number one rushing team since 2004 when the Huskies averaged 232.2 rushing yards per game.

**In the Club**

NIU's 2009 roster boasts three players who have gained 1,000 career rushing yards for the Huskies in Justin Anderson, Me'co Brown and Chad Spann. With a season-high 77 yards on 10 carries versus Eastern Michigan, Anderson moved up to 18th on the NIU career rushing chart with 1,708 yards. Brown passed the 1,000-yard mark earlier this season and has 1,155 yards on 258 carries in 24 career games to rank 27th all-time. With 945 yards in 2009, Spann has moved into NIU's career Top 25 with 1,435 yards on 258 totes.

**Can't Get to the 'Back**

While leading the way for the No. 1 rushing offense in the MAC, the Huskies' offensive line has been effective protecting the quarterback, as the Huskies' three QBs have been sacked just 14 times for minus 120 yards this year. That sack total ranks first in the league.

**On the Line**

NIU's rushing offense has been powered by a pair of senior offensive linemen in center Eddie Adamski, a member of the Rimington Award Watch List, and left guard Jason Onyebuagu. Adamski, a fifth-year senior, ranks as NIU's most experienced player, starting all 49 of the games he has played over the last four years, while four-year man Onyebuagu has seen action in

all 50 of the Huskies' games and started 37 straight. After the loss of right tackle Adam Kiel to a foot injury, junior Panan Tense has joined redshirt sophomores Trevor Olson (left tackle) and Joe Pawlak (right guard) on NIU's starting o-line.

**Number One**

Northern Illinois is looking to finish atop the MAC heap in total defense for the second straight season as NIU enters the bowl game ranked first in the league and 27th in the country defensively. The Huskies are giving up 323.6 yards per game to rank just ahead of Central Michigan in total defense, and are second in the league in scoring defense and rushing defense with averages of 21.2 points per game and 119.0 yards per game, respectively.

**Going Long**

Northern Illinois has recorded its share of long plays in 2009 with 60 plays of 25 yards or longer posted by 19 different players. The Huskies also have seven plays of longer than 50 yards by six different players. NIU has scored four non-offensive touchdowns on two long interception returns (of 80 and 79 yards), an 86-yard kickoff return and a 44-yard punt return. A year ago, NIU had just 43 plays of 25 yards or longer.

**Big Win**

On Sept. 19, the Huskies broke a 19-game losing streak versus teams from the Big Ten Conference that dated back to Sept. 17, 1998 with a 28-21 upset victory over

Purdue at Ross-Ade Stadium. After falling behind 7-0 on a punt return touchdown, the Huskies controlled the game, racking up 454 yards of total offense, including 280 on the ground, while holding the ball for 41:40. NIU took a 28-7 lead late in the third quarter, then withstood a rally by the Boilermakers and, with the aid of an 11-yard pick-up run on a fake punt, ran out the clock to get the victory.

**One for the Boneyard**

NIU's win over Purdue qualified as a "boneyard" victory which has been commemorated on the wall in the Huskies' home locker room. Wins over Football Bowl Subdivision (FBS) teams from BCS automatic qualifying conferences are designated as boneyard games. NIU's win over Purdue, just its second win ever over a Big Ten foe, was the first addition to the Huskie boneyard since 2003, when the Maryland, Alabama and Iowa State games made the wall.

**Key Call**

Northern Illinois' win over Purdue was sealed by a great call by the Huskie coaches. With 3:44 left in the game and NIU clinging to a 28-21 lead, the Huskies faced fourth-and-two on their own 16-yard line and lined up in punt formation. Instead of giving the Boilermakers the ball back in field position to make a game-tying drive, Nolan Owen snapped the ball to up-back Justin Anderson, who went right for 11 yards and the first down. The play energized the Huskies and demoral-

ized Purdue, as NIU ran for two more first downs. When PU did get the ball back, they were on their own 20-yard line with only 18 seconds on the clock.

#### Coffman For Loss

Junior defensive lineman Jake Coffman - the "old man" of the Huskie defense at age 25 - continues to run down (younger) opposing ballcarriers and quarterbacks. The U.S. Marine Corps veteran leads Northern Illinois with 7.5 sacks and 12 tackles for loss on the year to rank second in the MAC in sacks per game (0.68) and third in tackles per loss per game (1.14). His sack total ranks ninth on the NIU single season charts. His Huskie teammates selected him as their 2009 Defensive MVP.

#### Sack Attack

Even after the departure of NIU all-time sacks leader Larry English and his 2008 defensive line mates Craig Rusch and Alex Krutsch, the Huskies' 2009 defense has surpassed the sack total of last year's unit to rank among the top five sack seasons all-time at Northern Illinois. English - now a San Diego Charger - and company finished with 25 sacks a year ago, while this year's Huskies have combined for 29 sacks to tie for the fourth-most in NIU history. Jake Coffman (7.5) and fellow starters Sean Progar (5.0) and Brandon Bice (5.0) have accounted for 17.5 sacks, but 11 different players have contributed to the 2009 total.

#### Hundred Yard Huskies

Three Northern Illinois backs have combined for eight 100-yard rushing efforts in

2009 with tailback Chad Spann tallying four 100-plus yard games (vs. Western Michigan, Miami, Akron and Eastern Michigan) and Me'co Brown and quarterback DeMarcus Grady each recording a pair of 100-yard efforts. Brown's 100-yard games came versus Western Illinois and Purdue, while Grady had 100-yard rushing efforts in the Akron and Eastern Michigan games. At tailback, Spann and Brown have combined for 1,590 yards on 307 carries with 23 touchdowns on the year.

#### Same Starters

NIU has had 11 players start every game in 2009, led by the offensive line where four players have started all 12 contests for the Huskies. In addition, NIU has started the same linebacking crew of Cory Hanson, Pat Schiller and Alex Kube in every game. NIU defensive linemen Brandon Bice and D.J. Pirkle have started all 12 contests as have cornerback Patrick George and strong safety Tracy Wilson.

#### Nice Numbers

Despite missing three-and-a-half games with a knee injury, NIU quarterback Chandler Harnish has quietly put together one of the top passing seasons in Northern Illinois history. Harnish's completion percentage of 62.2 percent (on 131-of-198 passing) ranks second all-time in a single season at NIU, while his 171.1 passing yards per game is the sixth-highest per game average. Harnish's averages for touchdown passes per game (1.22) and completions per game (14.5) are sixth and fifth on the single season lists.

#### Close Calls

Seven of Northern Illinois' 12 games this season were decided by eight points or less and the Huskies have played 14 games over the last two seasons fall in that margin. Of the Huskies' 12 losses in the last two seasons under head coach Jerry Kill, nine have been "close" while five of NIU's victories have come by a touchdown or less.

#### Eight Straight

Huskie kicker Mike Salerno has eight straight field goals dating back to the Akron contest, when he missed on a 37-yard effort in the first quarter. He has made 10 of his last 11 field goal tries going back to the Toledo game and has hit 18-of-23 threes this year to rank tied for 20th in the country, and third in the league, in field goals per game. In just two seasons, the Winona State transfer ranks fifth at Northern Illinois in career field goals made (36) and attempted (47) while his career field goal percentage of .766 is second all-time at Northern Illinois.

#### High Scorer

With seven points versus Central Michigan, NIU senior kicker Mike Salerno has surpassed his scoring total from a year ago as he now has 93 points on 18 field goals and 39 extra points. His top scoring day this year came versus Eastern Michigan when the senior made three field goals and totaled 14 points, the most by any kicker in the MAC this year. In his two-year Huskie career, he ranks fifth in career kicking points (181), field goals made (36) and PATs made (73) and attempted (75).

#### Run Stoppers

Northern Illinois held six opponents to 100 or less rushing yards this year, including MAC East champ Ohio which tallied just 84 rushing yards on 28 carries. The Huskies held Miami to minus 11 rushing yards, then held Akron to 31 rushing yards on 24 carries. Eastern Michigan finished with 100 yards on the ground, while Western Illinois (29-82) and Western Michigan (23-73) were also below the century mark. In MAC play, Northern Illinois opponents averaged 105 yards per game on the ground.

#### More, More, More

After scoring 31 points in the season finale at Central Michigan to equal the most points scored against the Chippewas this season, Northern Illinois has scored more



Northern Illinois blocked a punt, a field goal and a PAT in 2009.

## by the NUMBERS

points (369-314), rushed for more yards (2,429-2,226) and scored more rushing touchdowns (27-22) than it did in 2008. Last year's Huskies averaged 24.2 points per game while this year's group is totaling more than 30 points per game.

### Turnover Totals

After committing five turnovers in its last two games of the season with two at Ohio and three versus Central Michigan, NIU finished the regular season with 14 turnovers lost on seven interceptions and seven fumbles. NIU ranks second in the MAC and 16th in the country in turnover margin and is tied for 13th nationally in fewest turnovers lost. The Huskies did not turn the ball over versus Akron, Idaho or WMU.

### Passing Fancy

Chandler Harnish finished the Ohio game with career highs in completions (24) and total offense (337), to record his season best numbers in those categories as well as in passing attempts (35) and passing yards (307). Harnish recorded just the second 300-yard passing day of his career, and the first since his very first start as a Huskie, in the 2008 season opener versus Minnesota (when he had a career-high 326 passing yards).

### Four Straight

Between Oct. 24 and Nov. 12, the Huskies claimed victories over Miami, Akron, Eastern Michigan and Ball State to post its first four-game winning streak since Sept. 18-Oct. 8, 2006. The streak was snapped at Ohio on Nov. 21. NIU has not won five games in a row since the 2004 season.

### At Home in a Dome

With the International Bowl being played in a domed (actually retractable roof) stadium, Northern Illinois will play an indoor game for the third straight season and the fourth time in the last five years. Last year, the Huskies opened the season versus Minnesota in the Metrodome and NIU took on Idaho in the Kibbie Dome in 2007. Northern Illinois' other recent appearance in a domed stadium was the 2005 MAC Championship game played at Ford Field in Detroit.

### Welcome Wagon

Among the natives who will welcome Northern Illinois to Toronto upon their arrival is one who is no stranger to the Huskies as former NIU player Orlando Bowen

will serve as the team's host during their stay in Canada. Bowen, who played at Northern Illinois from 1994-98, was part of a Canadian "connection" of 16 players from Canada who played for NIU in the 1990s. The complete list of those players is on page 8.

### Rhymes with Ran

Tailback Chad Spann enters the International Bowl game with 945 yards on 159 carries and is 55 yards away from adding his name to the list of Huskies who have had a 1,000-yard rushing season, NIU had a string of nine straight seasons with a 1,000-yard rusher broken last year. Spann is averaging 5.94 yards per carry - the ninth-highest per carry average in school history - and has four 100-yard rushing games this season.

### Upping the Average

Chad Spann's four 100-yard rushing games in 2009 include a career-best 174-yards versus Eastern Michigan when he scored on his first two touches of the game on runs of 65 and 79 yards, the two longest runs of his career. After averaging 72 yards per rush on his first two carries, Spann finished the game with a 15.8-yard average.

### Surging

Although he has caught passes in 11 of the Huskies' 12 games this year, junior receiver Landon Cox upped his receiving production dramatically in the last four games of the season with 23 catches for 314 yards. Cox, also recognized as NIU's best blocking receiver, leads Northern Illinois with 44 catches for 428 yards and four touchdowns on the season.

### 'Leven for Landon

Landon Cox enjoyed a career day versus Ohio with 11 catches for 132 yards to record his career bests in both categories. He had four catches for 10 yards or more, including a 45-yard grab to tie NIU's longest of the season. Cox recorded the only 100-yard receiving day for Northern Illinois this season and his 11 catches were the most by an NIU player since Sam Hurd caught 12 passes versus Central Michigan on Nov. 5, 2005. The 11 catches are tied for the 10th-most in Huskie history.

### Everybody Loves Chris

Cornerback Chris Smith has quietly put together a stellar season in his rookie

### STATISTICAL COMPARISON

Category	Huskies	Bulls
Points/G	30.8	26.4
TDs (Rush-Pass)	45 (27-14)	41 (21-18)
First Downs	221	208
Total Offense/G	354.1	362.2
Rush Yards/G	202.4	169.4
Pass Yards/G	151.7	192.8
Turnovers Lost	14	22
Time of Possession/G	31:32	29:59
3rd Down Conversions	45%	41%
Net Punting Avg.	33.0	34.7
Kickoff Return Avg.	21.7	19.6
Punt Return Avg.	9.7	6.9
Penalties-Yards/G	67-47.2	87-60.1
Points Allowed/G	21.2	21.2
TDs Allowed (Rush-Pass)	32 (12-16)	30 (15-14)
First Downs Allowed	210	214
Total Yards/G Allowed	323.6	328.8
Rush Yards/G Allowed	119.0	137.8
Pass Yards/G Allowed	204.6	191.0
Third Down Conv. % Allowed	41%	40%
Turnovers Gained	22	21

### SIGNIFICANT STATS

- 11 Rushing yards by Miami versus NIU, the lowest total ever by a Huskie opponent.
- 0 Third down conversions by Akron versus NIU (on 10 tries).
- 1 The Huskies' national ranking in red zone offense (43-of-45).
- 2 Wins by Northern Illinois, all-time, versus Big Ten Conference teams, including the 2009 victory over Purdue.
- 10 Opponents NIU has held to 100 or less rushing yards in the last two seasons.
- 17 Seniors on the 2009 NIU team.
- 20 Touchdowns by NIU tailback Chad Spann in 2009, ranking him tied for sixth in the nation in scoring.
- 26 Huskies who have seen their first collegiate action in 2009.
- 30 Total yards gained by EMU in the second half versus NIU.
- 72.0 Yards per rush for Chad Spann after his first two carries versus Eastern Michigan - both TDs - went 65 and 79 yards, respectively.
- 86 Combined games started by NIU senior offensive linemen Eddie Adamski (48) and Jason Onyebugu (36).
- 92.8 School record completion percentage for NIU QBs versus Ball State as they completed 13-of-14 attempts.
- 307 Passing yards for NIU's Chandler Harnish versus Ohio, the most passing yards for the Huskies on the year.
- 418 Rushing yards for Northern Illinois versus Eastern Michigan, the first 400-yard rushing game for NIU since 2004.
- 501 Wins for the Huskies all-time.
- 1,008 Intercollegiate football games played by Northern Illinois, beginning in 1899.

canadian CONNECTIONS

HUSKIES FROM CANADA

Name	Signed	Hometown
Andy Antione, CB	1992	Brossard, Que.
Duane Arrindell, DE-OG	1992	Mississauga, Ont.
Orlando Bowen, LB-DE	1994	Brampton, Ont.
Donnavan Carter, S	1995	Brampton, Ont.
Jason Douglas, LB	1995	Brampton, Ont.
Farrell Duclair, LB	1992	Lavalle, Que.
James Eggink, DE	1992	LaSalle, Que.
Alton Francis, TB	1992	Montreal, Que.
Eric Hays, C	1991	Cambridge, Ont.
Jamie Macdonald, OT	1993	Peterboro, Ont.
<i>Still resides in DeKalb</i>		
Joe Moscatto,	1993	Milton, Ont.
Rob Pink,	1993	Brandon, Man.
Derek Sholdice, OT	1991	Brandon, Man.
<i>All-Big West (2nd Team) - 1993, 94, 95</i>		
Patrick Stephen, DB	1995	Brampton, Ont.
<i>Academic All-American - 1996, 97, 98</i>		
<i>National FB Foundation Scholar-Athlete (1998)</i>		
Garett Sutherland, ILB	1993	Mississauga, Ont.
Mike Sutherland, OL	1992	Ottawa, Ont.
<i>All-Big West (2nd Team) - 1994, 95</i>		

HUSKIES IN THE CFL

Name	Team	Year
Andy Antione, WR	Montreal	1996-97
Duane Arrindell, OG	Montreal	1996
George Bork, QB	Montreal	1964, 66-67
Orlando Bowen, DE	Toronto	2000-02
Donnavan Carter, DB	Hamilton	2004-05
	Ottawa	2002-03
	Toronto	2000-01
<b>Eddie Davis, DB</b>	<b>Saskatchewan</b>	<b>2001-09</b>
	Calgary	1996-2000
	Birmingham	1995
<b>Randee Drew, DB</b>	<b>Edmonton</b>	<b>2009</b>
	Montreal	2007-08
Farrell Duclair, LB	Calgary	1996-98
A.J. Harris, RB	Edmonton	2008
Derek Sholdice, OT	Winnipeg	1998
	Edmonton	1996-97
Garett Sutherland, LB	Winnipeg	1998
Mike Sutherland, C	Ottawa	2003-05
	Winnipeg	2001-02
	Montreal	1996-2000
	Saskatchewan	1996

*Bold indicates current CFL player.*

HUSKIES IN THE CFL DRAFT

Year	Name	Team	Rd./Overall
1995	Derek Sholdice	Edmonton	2/21
1996	Mike Sutherland	Saskatchewan	1/3
	Duane Arrindell	Edmonton	1/7
	Farrell Duclair	Calgary	1/8
	Alton Francis	Saskatchewan	3/23
	James Eggink	Montreal	5/45
1997	Jamie Macdonald	British Columbia	5/35
1998	Garett Sutherland	Winnipeg	4/26
1999	Orlando Bowen	Edmonton	6/43
2000	Donnavan Carter	Toronto	1/4

campaign. The junior college transfer led Northern Illinois in tackles at Ohio with a season and career high nine stops, including six solo, and added his fourth pass break-up of the year. With six more tackles versus CMU, Smith has upped his season tackle total to 62 to rank fourth on the team.

Racking Up Return Yards

Tommy Davis has made an impact on the Huskies' return game in 2009 as the freshman is averaging 23.9 yards per kickoff return and 8.0 yards per punt return on the season. He recorded the 10th-longest kickoff return in Huskie history, and the first by an NIU player since 2002, when he brought the opening kickoff back for an 86-yard score versus Eastern Michigan, while his 574 kickoff return yards this season are the sixth-most at Northern Illinois.

Streak Broken

For the first time in the Jerry Kill era, Northern Illinois won a game without rushing for at least 200 yards when the Huskies totaled just 134 yards on the ground versus Ball State yet earned the 26-20 triumph. Prior to that, Northern Illinois had been 12-0 under Jerry Kill when rushing for more than 200 yards as a team and 0-10 when opponents held the Huskies to less than 200 yards in the last two years. The last time Northern Illinois hit the 200-yard mark in rushing yards and did not win was Sept. 29, 2007 at Central Michigan (203 yards).

Huskie Debuts

Northern Illinois has introduced a total of 26 "newcomers" to college football in 2009, including six true freshmen and six junior college transfers. Of those newcomers, five started at least one game for the Huskies. The 2009 rookies by position (\* indicates started; true freshmen underlined, 2009 signees in italics):

- DL (5) - *Alan Baxter*, Brian Lawson\*, Sean Progar\*, Damell Bolding, *Nabal Jefferson*
- LB (4) - *Jordan Delegal*, Victor Jacques, *Tyrone Clark*, *Devon Butler*
- DB (7) - *Chris Smith*\*, Tommy Davis, Rashaan Melvin, *Garrett Barnas*\*, Jody Van Laanen, Boone Thorgesen, Donald Smith
- WR (3) - *Perez Ashford*\*, *Martel Moore*\*, Matt Ng
- TE (2) - Jack Marks, *Nick Groeniger*
- OL (2) - Keith Otis, Logan Pegram
- RB (1) - Pat McAvoy
- Spec. Teams (2) - *Josh Wilber*, Dan Edem

Youngsters

When Jerry Kill calls his 2009 team "youngsters," the Huskie head coach is not exaggerating. Thirty-six players on this year's NIU roster are new to the team, while another 19 had never played a down for Northern Illinois before this year. Those 55 players make up half of NIU's roster.

He's Back

Freshman nose guard Brian Lawson, who missed the last six games of the regular season due to a hand injury, will be back for the International Bowl and no one is happier about that than Jake Coffman. When Lawson went down, Coffman was moved inside where, despite preferring to play in more space, the junior responded with six of his most productive games of the year as he totalled 5.5 sacks, 8.5 tackles for loss and three pass break ups.

Lewis in the Zone

Receiver Marcus Lewis came into his senior season with just 11 career catches for 117 yards and no scores but has broken out in 2009 with 25 grabs for 261 yards. After playing in 35 career games, including the first nine games this season, Lewis caught his first career touchdown pass on Senior Night at NIU versus Ball State. He followed that with a 26-yard scoring grab at Ohio and a seven-yard touchdown catch at Central Michigan.

Cory in the House

Linebacker Cory Hanson quietly put together a stellar senior season as he ranks second on the team with a career-best 80 tackles, including 37 solo, 3.5 tackles for loss, three pass break-ups and three interceptions. The Minnesota native has 244 career tackles, more than any other player on the Huskie team, and his 138 career assisted tackles rank tied for sixth all-time.

Duo Do It Again


After DeMarcus Grady and Chad Spann became the first Huskie pair to run for 100 yards in the same game since 2004 with 109 and 125 yards, respectively, versus Akron, the duo repeated the feat versus Eastern Michigan as they combined for 278 yards (174 by Spann, 104 by Grady). That total is the eighth-highest by two Northern Illinois players ever and the most since Thomas Hammock (174) and Michael Turner (140) combined for 314 yards versus Akron on Oct. 14, 2000.

THE OPPONENT

SOUTH FLORIDA BULLS



Jim Leavitt  
Head Coach



George Selvie  
Defensive End

2009 USF results

9/5	WOFFORD	40-7, W
9/12	at Western Kentucky	35-13, W
9/19	CHARLESTON SOUTHERN	59-0, W
9/26	at Florida State	17-7, W
10/3	at Syracuse*	34-20, W
10/15	CINCINNATI*	34-17, L
10/24	at Pittsburgh*	41-14, L
10/30	WEST VIRGINIA*	30-19, W
10/12	at Rutgers*	31-0, L
11/21	LOUISVILLE*	34-22, W
11/28	MIAMI (FLA.)*	31-10, L
12/5	at Connecticut*	29-27, L
1/2	vs. Northern Illinois (Toronto)	Noon
	International Bowl	

\*BIG EAST game.

the SERIES

Overall	Tied 1-1
In DeKalb	NIU leads 1-0
In Tampa	USF leads 1-0
Streak	USF, 1
Last Meeting	USF 37, NIU 6 (9/7/02)
First Meeting	NIU 20, USF 17 (8/30/01)
Kill vs. CMU	0-0

bulls' FACTS

2009 Record	7-5
BIG EAST Record/Finish	3-4/T4th
Head Coach	Jim Leavitt
Alma Mater/Year	Missouri/1978
Record at USF/Year	94-57/13th
Career Record/Year	94-57/13th
Basic Offense	Multiple Spread
Basic Defense	4-3
Assistant Coaches	
..... Joe Tresey (Defensive Coord./Secondary),	
Mike Canales (Offensive Coord./Quarterbacks),	
David Blackwell (Co-Defensive Coord./Linebackers),	
Carl Franks (Running Backs/Recruiting Coord.),	
..... John Hendrick (Special Teams)	
..... Kevin Patrick (Defensive Line)	
..... Larry Scott (Offensive Line)	
..... Mike Simmonds (Offensive Line)	
Location	Tampa, Fla.
Enrollment	45,244
Conference	BIG EAST
Colors	Green and Gold
Stadium	Raymond James Stadium
Surface/Capacity	Natural Grass/65,857
President	Dr. Judy Genshaft
Athletic Director	Doug Woolard

Big Numbers

As a team, Northern Illinois posted some impressive offensive numbers versus Eastern Michigan with 418 rushing yards on 54 carries and 537 yards of total offense on 61 plays. NIU averaged 7.7 yards per rush and 8.8 yards per play on the day. The Huskies' 418 rushing yards tied for the 11th-most at Northern Illinois all-time and the most in 14 years. The 537 yards of total offense is the 11th-most in NIU history and the most since 2006.

Senior Day to Remember

A pair of NIU receivers had a senior night to remember versus Ball State as Preston Williams and Marcus Lewis each caught their first career touchdown passes. Williams' nine-yard reception was also the first career catch for the fifth-year man.

Technically, They Were All Caught

Huskie quarterbacks DeMarcus Grady and Chandler Harnish combined to set the Northern Illinois record for highest completion percentage in a game versus Ball State as Grady completed four-of-five passes and Harnish hit all nine of his attempts. Their combined 13-of-14 total was good for a completion percentage of 92.8 percent, breaking the old mark of 86.4 percent set versus Miami (Oct. 5, 2005) on

19-of-22 passing. Grady's one incomple- tion was actually an interception, meaning NO NIU passes hit the ground in the game.

Small Numbers

The Huskie defense held Eastern Michigan in check for the entire game - allowing the Eagles just six points, 100 rushing yards and 182 total yards on the night - but EMU was completely shut down in the second half. After halftime, Eastern Michigan earned just two first downs, did not complete a pass and gained only 30 total yards. The Eagles did not advance past their own 38 yard line in the second half.

No Rush

Northern Illinois produced its best performance against the rush in school history against Miami, holding the RedHawks to a school-record negative 11 yards on 27 carries. That broke the record of minus six yards earned by Temple in 2006. NIU used eight sacks, its highest single game total since a school-record 10 in 2002, to subtract 66 yards off MU's rushing total.

Score One for the Vet

Jake Coffman scored the first touchdown of 2009 for the NIU defense with a 79-yard interception return in the fourth quarter versus Western Michigan. Coffman tipped

the ball, then caught it and took off for the end zone to record the sixth-longest interception return in NIU history. He was named the MAC West Defensive Player of the Week for his effort.

First Return

Freshman Perez Ashford took his first career punt return back 44 yards for a touchdown versus Miami to record the first punt return score by a Huskie since October 2, 2004, when Dan Sheldon brought a punt back 73 yards for a touchdown versus Akron. Northern Illinois played 57 games between punt return TDs.

Huskies in the Pros

Northern Illinois currently has nine players in the NFL, including the San Diego Chargers' Larry English, who became the highest draft choice in NIU history last April. He joins Dallas Cowboys Sam Hurd and Doug Free, running backs Garrett Wolfe of the Chicago Bears and Michael Turner of the Falcons, Colts' lineman Ryan Diem and Hollis Thomas (Rams) on active rosters this year. 2008 senior receiver Britt Davis was recently re-signed to the New York Jets practice squad while Jake Nordin was added to the Detroit Lions practice unit in December.

IN THE RECORD BOOK

**individual CAREER**

Kicking Points	Mike Salerno	181	5th
PATs Made	Mike Salerno	73	5th
PAT Attempts	Mike Salerno	75	5th
PAT Percentage	Mike Salerno	.973	5th
Field Goals Made	Mike Salerno	36	5th
Field Goal Attempts	Mike Salerno	47	6th
Field Goal Percentage	Mike Salerno	.766	2nd
Touchdowns	Chad Spann	28	9th
Rushing Touchdowns	Chad Spann	27	T6th
Rushing Yards	Justin Anderson	1,708	18th
	Chad Spann	1,435	24th
	Me'co Brown	1,155	27th
Passing Yards	Chandler Harnish	3,068	10th
Passing Yards/Game	Chandler Harnish	161.5	3rd
Pass Attempts/Game	Chandler Harnish	21.5	4th
Passing Yards/Attempt	Chandler Harnish	7.50	5th
Pass Completions	Chandler Harnish	249	9th
Completions/Game	Chandler Harnish	13.1	2nd
Completion Percentage	Chandler Harnish	.609	3rd
Pass Yards/Completion	Chandler Harnish	12.32	6th
TD Passes/Game	Chandler Harnish	1.00	4th
Total Offense Yards	Chandler Harnish	3,839	10th
Yards Per Play	Chandler Harnish	6.28	5th
Assisted Tackles	Cory Hanson	138	T7th
	Alex Kube	134	T9th
Quarterback Sacks	Brandon Bice	14	T7th
Kickoff Return Avg.	Ricky Crider	24.3	3rd
	Tommy Davis	23.9	4th

**individual SEASON**

Kicking Points	Mike Salerno	93	5th
Field Goals Made	Mike Salerno	18	T4th
Field Goal Attempts	Mike Salerno	23	7th
Field Goal Percentage	Mike Salerno	.783	6th
Scoring	Chad Spann	120	T2nd
Touchdowns	Chad Spann	20	T2nd
Rushing Touchdowns	Chad Spann	19	T1st
Rushing Yards/Carry	Chad Spann	5.94	9th
Pass Yards/Game	Chandler Harnish	171.1	6th
Pass Attempts/Game	Chandler Harnish	22.0	9th
Pass Yards/Attempt	Chandler Harnish	7.77	T10th
Completions/Game	Chandler Harnish	14.5	5th
Completion Percentage	Chandler Harnish	.662	2nd
TD Passes/Game	Chandler Harnish	1.22	6th
INT Return Yards	Patrick George	112	2nd
Quarterback Sacks	Jake Coffman	7.5	9th
Kickoff Returns	Tommy Davis	24	5th
Kickoff Return Yards	Tommy Davis	574	6th

**individual SINGLE GAME**

Two 100 Yard Rushers	Chad Spann (174)	278	8th
	vs. EMU (11/5)	DeMarcus Grady (104)	
Longest Rush	Chad Spann (EMU)	79	T10th
Pass Completions	Chandler Harnish (Ohio)	24	T7th
Pass Receptions	Landon Cox (Ohio)	11	T10th
Longest INT Return	Patrick George (CMU)	80	T5th
	Jake Coffman (WMU)	79	7th
Yards/Kickoff Return	Tommy Davis (EMU)	42.3	1st
Longest Kickoff Return	Tommy Davis (EMU)	86	10th
Kickoff Return Yards	Ricky Crider (BSU)	137	9th
Punting Average	Mike Salerno (Akron)	52.7	1st
Longest Field Goals	Mike Salerno (Idaho)	50	T6th
Most Points Kicking	Mike Salerno (EMU)	14	T8th

**team RECORDS**

Completion Percentage	.629 (156-248)	3rd
Most Sacks	29	T4th
Rushing Defense	119.0	4th
Punting Average	40.0	T7th
Yards Per Play	5.68	8th
Most Points (MAC Game)	50 (EMU)	T4th
Most Points, Half (MAC Game)	37 (EMU)	T4th
Most Points, By Opponent (MAC Game)	45 (CMU)	T8th
Largest Winning Margin (MAC Game)	44 (EMU)	4th
	35 (WMU)	T6th



*In just two seasons, Mike Salerno ranks in the top five on the Huskie charts and is one of the most accurate kickers in school history.*

**NIU DEPTH CHART**

**the OFFENSE**

WR (X)	10	Willie Clark.....	6-1, 196, So.-R
	1	Martel Moore.....	6-2, 168, Fr.
WR (V)	80	Landon Cox.....	6-3, 213, Jr.
	81	Nathan Palmer.....	5-11, 190, So.-R
	7	Perez Ashford.....	5-10, 168, Fr.
TE	87	Jason Schepler.....	6-3, 255, So.
AND	83	Reed Cunningham.....	6-5, 255, Sr.-R
LT	62	Trevor Olson.....	6-6, 294, So.-R
	68	Keith Otis.....	6-4, 314, So.-R
LG	65	Jason Onyebuagu.....	6-2, 307, Sr.
	60	Ed Jackson.....	6-3, 297, Jr.-R
C	50	Eddie Adamski.....	6-3, 284, Sr.-R
	71	Scott Wedige.....	6-4, 296, So.-R
RG	72	Joe Pawlak.....	6-5, 281, So.-R
	60	Ed Jackson.....	6-3, 297, Jr.-R
RT	61	Panan Tense.....	6-4, 300, Jr.-R
	68	Keith Otis.....	6-4, 314, So.-R
WR (Z)	11	Marcus Lewis.....	6-3, 210, Sr.
	82	Preston Williams.....	5-11, 180, Sr.-R
QB	12	Chandler Harnish.....	6-2, 213, So.-R
	3	DeMarcus Grady.....	6-1, 202, So.-R
	15	Ryan Morris.....	6-3, 196, Sr.-R
FB	34	Kyle Skarb.....	6-2, 226, Jr.
	47	Connor Flahive.....	6-0, 240, Jr.-R
TB	8	Me'co Brown.....	5-7, 185, So.
	28	Chad Spann.....	5-9, 197, Jr.
	22	Ricky Crider.....	5-9, 178, Jr.-R
OR	21	Justin Anderson.....	6-0, 234, Sr.-R

**the DEFENSE**

LE	56	Brandon Bice.....	6-4, 250, Sr.-R
	90	Alan Baxter.....	6-0, 241, Fr.
NG	92	Brian Lawson.....	6-3, 272, Fr.-RS
	99	Nabal Jefferson.....	5-11, 270, Fr.
DT	98	D.J. Pirkle.....	6-0, 285, Jr.
	89	Ron Newcomb.....	6-3, 265, So.-R
RE	54	Jake Coffman.....	6-5, 255, Jr.-R
	95	Sean Progar.....	6-3, 255, Fr.-R
	44	Darnell Bolding.....	6-2, 224, Jr.-R
SLB	37	Alex Kube.....	6-0, 212, Jr.-R
	36	Tyrone Clark.....	5-11, 202, Fr.
MLB	53	Pat Schiller.....	6-2, 229, So.-R
	9	Devon Butler.....	5-11, 209, Fr.
WLB	26	Cory Hanson.....	6-2, 220, Sr.-R
	29	Jordan Delegal.....	6-1, 203, So.
	42	John Tranchitella.....	6-1, 236, Sr.
LCB	33	Patrick George.....	5-11, 190, Jr.
	46	Rashaan Melvin.....	6-2, 174, Fr.-R
SS	25	Tracy Wilson.....	6-2, 204, So.-R
	39	Garrett Barnas.....	6-1, 205, Jr.
OR	20	Tommy Davis.....	5-11, 190, Fr.-R
FS	38	Mike Sobol.....	6-0, 198, Jr.-R
OR	4	David Bryant.....	5-11, 210, Sr.-R
	6	Jody Van Laanen.....	6-0, 195, Fr.-R
RCB	5	Chris Smith.....	5-10, 185, Jr.
	23	Kiaree Daniels.....	5-10, 193, Jr.

**the SPECIALISTS**

K	16	Mike Salerno.....	5-11, 170, Sr.-R
P	16	Mike Salerno.....	5-11, 170, Sr.-R
	49	Josh Wilber.....	5-11, 235, Jr.
DS	45	Nolan Owen.....	5-10, 203, Jr.
HO	15	Ryan Morris.....	6-3, 196, Sr.-R
PR	20	Tommy Davis.....	5-11, 190, Fr.-R
	7	Perez Ashford.....	5-10, 168, Fr.
KOR	20	Tommy Davis.....	5-11, 190, Fr.-R
AND	22	Ricky Crider.....	5-9, 178, Jr.-R

**pronunciation GUIDE**

<b>Name</b> .....	<b>Pronunciation</b>	Victor Jacques.....	jah-KEZ	Mike Sobol.....	SO-bull
Eddie Adamski.....	uh-DAM-skee	Nabal Jefferson.....	nuh-BALL	Chad Spann.....	rhymes with ran
Me'co Brown.....	MEE-coe	Adam Kiel.....	KEEL	Panan Tense.....	PUH-non TEN-say
Devon Butler.....	Duh-VONN	John Kremer.....	KRAY-mer	Jody Van Laanen.....	Van LANN-en
Tyler Clasey.....	CLAY-zee	Alex Kube.....	KOO-bah	Scott Wedige.....	WED-ij
Kiaree Daniels.....	KY-ree	Rashaan Melvin.....	ruh-SHAWN	<b>Coaching Staff</b>	
Jordan Delegal.....	DELL-ih-GAHL	Ryan Neir.....	NEAR	Tracy Claeys.....	Clayz
Connor Flahive.....	FLAY-highv	Jason Onyebuagu.....	on-YAY-boo-OGGA	Tom Matukewicz.....	Muh-TUKE-uh-witts
Nick Groeniger.....	Grahn-IGG-er	Joe Pawlak.....	POLL-uck	Jay Sawvel.....	Saw-VELL

## NUMERICAL

No.	Name	Pos.	Hgt.	Wgt.	Yr.	Exp.	Hometown (High School)
1	Martel Moore	WR	6-2	168	Fr.	HS	San Antonio, TX (Earl Warren)
3	DeMarcus Grady	QB	6-1	202	So.-RS	1L	Grand Rapids, MI (East Grand Rapids)
3	Ryan Fillingim	K	6-0	191	Jr.	JC	Hoffman Estates, IL (Conant/Harper College)
4	David Bryant	S	5-11	210	Sr.-RS	3L	St. Louis, MO (Ladue Horton Watkins)
5	Chris Smith	DB	5-10	185	Jr.	JC	Palmetto, FL (Palmetto/Highland JC)
6	Ryan Neir	P	6-3	195	Fr.-RS	1Sq	Roscoe, IL (Hononegah)
6	Jody Van Laanen	S	6-0	195	Fr.-RS	1Sq	Green Bay, WI (Ashwaubenon)
7	Perez Ashford	WR	5-10	168	Fr.	HS	Shaker Heights, OH (Shaker Heights)
8	Me'co Brown	TB	5-7	185	So.	1L	Moss Point, MS (Moss Point)
8	Donald Smith	DB	5-9	172	So.	JC	Palmetto, FL (Palmetto/Ellsworth CC)
9	Devon Butler	LB	5-11	209	Fr.	HS	Pembroke Pines, FL (Everglades)
10	Willie Clark	WR	6-1	196	So.-RS	1L	Roselle, IL (Lake Park)
11	Marcus Lewis	WR	6-3	210	Sr.	2L	Gurnee, IL (Warren)
12	Chandler Hamish	QB	6-2	213	So.-RS	1L	Bluffton, IN (Norwell)
15	Ryan Morris	QB	6-3	196	Sr.-RS	1L	Carol Stream, IL (West Chicago)
16	Mike Salerno	K/P	5-11	170	Sr.-RS	1L	Orland Park, IL (Sandburg/Winona State)
17	Matt Ng	WR	6-0	189	Fr.-RS	1Sq	Carol Stream, IL (Glenbard North)
18	Ron Walker	WR	6-1	188	Fr.-RS	1Sq	Marrero, LA (Archbishop Shaw)
19	Nick Kamenjarin	LB	5-11	200	Jr.-RS	3Sq	Chicago, IL (New Prairie)
20	Tommy Davis	CB	5-11	190	Fr.-RS	1Sq	East St. Louis, IL (Althoff Catholic)
21	Justin Anderson	TB	6-0	234	Sr.-RS	3L	Chicago, IL (Steinmetz)
22	Ricky Crider	TB	5-9	178	Jr.-RS	2L	Evansville, IN (Reitz)
23	Kiaree Daniels	CB	5-10	193	Jr.	1L	Kissimmee, FL (Osceola/Highland JC)
25	Tracy Wilson	S	6-2	204	So.-RS	1L	Harvey, IL (St. Francis DeSales)
26	Cory Hanson	LB	6-2	220	Sr.-RS	3L	Minneapolis, MN (De La Salle)
27	Spencer Williamson	LB	6-4	218	Sr.-RS	3L	Elkhart, IN (Central)
28	Chad Spann	TB	5-9	197	Jr.	2L	Indianapolis, IN (North Central)
29	Jordan Delegal	LB	6-1	203	So.	JC	Miami, FL (Chaminade Madonna/Joliet JC)
30	James Jefferies	CB	5-9	193	Jr.-RS	3Sq	Chicago, IL (Mount Carmel)
31	Tyler Knight	DB	5-11	199	Jr.-RS	3Sq	Park Ridge, IL (Maine South)
32	Boone Thorgesen	DB	6-0	191	So.-RS	2Sq	Elburn, IL (Kaneland)
33	Patrick George	CB	5-11	190	Jr.	2L	Chicago, IL (Gordon Tech)
34	Kyle Skarb	FB	6-2	226	Jr.	2L	Hawthorn Woods, IL (Lake Zurich)
35	Alan Smith	TB	5-10	202	So.-RS	2Sq	Naperville, IL (Neuqua Valley)
36	Tyrone Clark	LB	5-11	202	Fr.	HS	St. Louis, MO (Mehlville)
37	Alex Kube	LB	6-0	212	Jr.-RS	2L	Cary, IL (Cary-Grove)
38	Mike Sobol	S	6-0	198	Jr.-RS	1L	Pevely, MO (Herculaneum)
39	Garrett Barnas	SS	6-1	205	Jr.	JC	Walnut, IL (Bureau Valley/Harper College)
40	Victor Jacques	LB	6-1	224	Fr.-RS	1Sq	Miami, FL (Christopher Columbus)
41	Pat McAvoy	FB	6-1	221	So.-RS	2Sq	Cary, IL (St. Viator)
42	John Tranchitella	LB	6-1	236	Sr.	3L	Addison, IL (Driscoll)
43	John Kremer	DB	5-10	185	Jr.-RS	3Sq	Oswego, IL (Oswego)
44	Darnell Bolding	DE	6-2	224	Jr.-RS	Sq	Washington, D.C. (Bowie/Coffeyville CC)
45	Nolan Owen	DS	5-10	203	Jr.	2L	Canyon Lake, CA (Temescal Canyon)
45	Mike Lepper	FB	6-1	230	Jr.-RS	3Sq	Oak Lawn, IL (Richards)
46	Rashaan Melvin	CB	6-2	174	Fr.-RS	1Sq	Waukegan, IL (Waukegan)
47	Connor Flahive	FB	6-0	240	Jr.-RS	1L	Niles, IL (Notre Dame)
48	Mike Kritikos	DE	6-3	225	Sr.-RS	1L	Addison, IL (Addison Trail)
49	Josh Wilber	P	5-11	235	Jr.	JC	Phoenix, AZ (Barry Goldwater/Phoenix Coll.)
50	Eddie Adamski	C	6-3	284	Sr.-RS	3L	Kildeer, IL (Carmel)
52	Phil Brown	LB	6-0	225	Sr.-RS	3L	Chicago, IL (Morgan Park)
53	Pat Schiller	LB	6-2	229	So.-RS	1L	Geneva, IL (Geneva)
54	Jake Coffman	DE	6-5	255	Jr.-RS	2L	German Valley, IL (Forreston)
56	Brandon Bice	DE	6-4	250	Sr.-RS	2L	McCook, IL (Lyons Township)
60	Ed Jackson	OL	6-3	297	Jr.-RS	1L	Belleville, IL (Cahokia)

## ALPHABETICAL

No.	Name	Pos.
50	Eddie Adamski	C
21	Justin Anderson	TB
7	Perez Ashford	WR
39	Garrett Barnas	SS
90	Alan Baxter	DE
96	Bryan Beckner	TE
56	Brandon Bice	DE
44	Darnell Bolding	DE
89	Travis Bond	TE
8	Me'co Brown	TB
52	Phil Brown	LB
4	David Bryant	S
9	Devon Butler	LB
36	Tyrone Clark	LB
10	Willie Clark	WR
84	Tyler Clasey	WR
54	Jake Coffman	DE
93	Adam Coleman	DT
80	Landon Cox	WR
22	Ricky Crider	TB
83	Reed Cunningham	TE
23	Kiaree Daniels	CB
20	Tommy Davis	CB
29	Jordan Delegal	LB
86	Dan Edem	TE
3	Ryan Fillingim	K
47	Connor Flahive	FB
33	Patrick George	CB
3	DeMarcus Grady	QB
88	Nick Groeniger	TE
26	Cory Hanson	LB
12	Chandler Hamish	QB
94	John Hopkins	TE
60	Ed Jackson	OL
40	Victor Jacques	LB
30	James Jefferies	CB
99	Nabal Jefferson	DL
19	Nick Kamenjarin	LB
74	Adam Kiel	OL
31	Tyler Knight	DB
43	John Kremer	DB
48	Mike Kritikos	DE
37	Alex Kube	LB
92	Brian Lawson	DT
45	Mike Lepper	FB
11	Marcus Lewis	WR
97	Jack Marks	TE
41	Pat McAvoy	FB
46	Rashaan Melvin	CB
1	Martel Moore	WR
15	Ryan Morris	QB
6	Ryan Neir	P
89	Ron Newcomb	DL
17	Matt Ng	WR
62	Trevor Olson	OT

## NIU ROSTERS

No.	Name	Pos.	Hgt.	Wgt.	Yr.	Exp.	Hometown (High School)	No.	Name	Pos.
61	Panan Tense	OG	6-4	300	Jr.-RS	3Sq	Hillside, IL (Fenwick)	65	Jason Onyebuagu	OL
62	Trevor Olson	OT	6-6	294	So.-RS	1L	Richfield, MN (Richfield)	68	Keith Otis	OL
63	Kevin Sabock	LB	6-2	214	Fr.-RS	1Sq	Sycamore, IL (Sycamore)	45	Nolan Owen	DS
65	Jason Onyebuagu	OL	6-2	307	Sr.	3L	Indianapolis, IN (Warren Central)	81	Nathan Palmer	WR
68	Keith Otis	OL	6-4	314	So.-RS	2Sq	Chicago, IL (Hubbard)	72	Joe Pawlak	OL
70	Logan Pegram	OL	6-3	293	Fr.-RS	1Sq	Silver Lake, KS (Silver Lake)	70	Logan Pegram	OL
71	Scott Wedige	C	6-4	296	So.-RS	2Sq	Elkhorn, WI (Elkhorn Area)	98	D.J. Pirkle	DT
72	Joe Pawlak	OL	6-5	281	So.-RS	1L	Grayslake, IL (Grayslake)	95	Sean Progar	DE
74	Adam Kiel	OL	6-5	305	So.-RS	2Sq	Wentzville, MO (St. Dominic)	75	Jerry Rigo	OL
75	Jerry Rigo	OL	6-5	297	Fr.-RS	HS	LaGrange, IL (Lyons Township)	63	Kevin Sabock	LB
80	Landon Cox	WR	6-3	213	Jr.	2L	Calumet City, IL (Thornton Fractional North)	16	Mike Salerno	K/P
81	Nathan Palmer	WR	5-11	190	So.-RS	1L	Elkhart, IN (Central)	87	Jason Schepler	TE
82	Preston Williams	WR	5-11	180	Sr.-RS	4Sq	Urbana, IL (Urbana)	53	Pat Schiller	LB
83	Reed Cunningham	TE	6-5	255	Sr.-RS	2L	Cambria, WI (Pardeeville)	34	Kyle Skarb	FB
84	Tyler Clasey	WR	6-1	190	Jr.-RS	2L	Champaign, IL (Centennial)	35	Alan Smith	TB
86	Dan Edem	LB	6-2	210	Fr.-RS	1Sq	Apple Valley, MN (Eastview)	5	Chris Smith	DB
87	Jason Schepler	TE	6-3	255	So.	1L	Sycamore, IL (Sycamore)	8	Donald Smith	DB
88	Nick Groeniger	TE	6-5	242	Jr.	JC	Laguna Niguel, CA (Aliso Niguel/ Saddleback College)	38	Mike Sobol	S
89	Ron Newcomb	DL	6-3	265	So.-RS	2Sq	Wheatfield, IN (Mt. Carmel [Chicago])	28	Chad Spann	TB
89	Travis Bond	TE	6-3	221	Fr.-RS	Sq	Byron, IL (Byron)	61	Panan Tense	OG
90	Alan Baxter	DE	6-0	241	Fr.	HS	Buffalo Grove, IL (Buffalo Grove)	32	Boone Thorgesen	DB
92	Brian Lawson	DT	6-3	272	Fr.-RS	1Sq	Park Forest, IL (Rich East)	42	John Tranchitella	LB
93	Adam Coleman	DT	6-3	266	So.	1L	Bettendorf, IA (Bettendorf)	6	Jody Van Laanen	S
94	John Hopkins	TE	6-4	245	So.-RS	2Sq	St. Louis, MO (Oakville)	18	Ron Walker	WR
95	Sean Progar	DE	6-3	255	Fr.-RS	1Sq	Glenview, IL (Glenbrook South)	71	Scott Wedige	C
96	Bryan Beckner	TE	6-4	240	Jr.-RS	1L	Bourbonnais, IL (Bishop McNamara)	49	Josh Wilber	P
97	Jack Marks	TE	6-6	232	So.-RS	2Sq	Orland Park, IL (Marist)	82	Preston Williams	WR
98	D.J. Pirkle	DT	6-0	285	Jr.	2L	Frankfort, IL (Lincoln Way East)	27	Spencer Williamson	LB
99	Nabal Jefferson	DL	5-11	270	Fr.	HS	Chicago, IL (Marist)	25	Tracy Wilson	S

KEY: RS---Has already used a redshirt season. Sq---Squad member. L---Letterman. HS---High School.  
Numbers subject to change.

HUSKIES TO WATCH



**eddie ADAMSKI**

C | 6-3 | 284 | Sr.-RS | 3L  
Kildeer, Ill. | Carmel

**50**

- Named first team All-MAC after anchoring the offensive line of the No. 1 rushing team in the league as the Huskies are averaging 202.4 rushing yards per game.
- Named NIU's offensive linemen of the week after grading out at 97 percent technique, 100 percent effort with four knockdowns against Eastern Michigan.

- Huskie offense leads the MAC in fewest sacks allowed with 14.
- The Huskie offense rushed for 418 yards against Eastern Michigan, its best rushing game since the 1995 season.
- On the Rimington Award Watch List (nation's top center).
- Leads all NIU players with 49 career starts over last four years, and has started 41 straight games for the Huskies.



**justin ANDERSON**

TB | 6-0 | 234 | Sr.-RS | 3L  
Chicago, Ill. | Steinmetz

**21**

- Gained 11 yards from the upback position to convert a fake punt attempt from the NIU 16-yard line in the fourth quarter versus Purdue.
- The fourth-down conversion extended the Huskies' drive and was critical to securing Northern Illinois' second ever win over a Big Ten team.

- Has averaged a career-high 6.5 yards per carry while rushing for 137 yards on 21 carries and playing in all 12 games.
- Ran for a season-high 77 yards on 10 carries against Eastern Michigan.
- Reached a career milestone of 1,700 yards on a season-high 25-yard carry versus Eastern Michigan to move into 18th place on the Huskies' career rushing chart.
- Rushed for 42 yards on five carries against Western Illinois, including a 22-yarder to set up a field goal late in the fourth quarter.
- His 373 career rushing attempts and 1,708 yards are tops among current Huskie running backs.

**anderson's career STATS**

RUSHING							
Year	G/GS	No.	Yds.	Avg.	TD	Lg	Yds/Gm
2006	11/0	25	117	4.7	1	16	10.6
2007	12/10	274	1245	4.5	8	52	103.8
2008	13/2	53	209	3.9	2	25	16.1
2009	12/0	21	137	6.5	0	25	11.4
<b>Career</b>	<b>36/12</b>	<b>373</b>	<b>1708</b>	<b>4.4</b>	<b>11</b>	<b>52</b>	<b>35.6</b>

RECEIVING							
Year	G/GS	Rec.	Yds.	Avg.	TD	Lg	Yds/Gm
2007	12/10	45	263	5.8	3	23	21.9
2008	13/2	0	0	0	0	0	0
2009	12/0	0	0	0	0	0	0
<b>Career</b>	<b>48/12</b>	<b>45</b>	<b>263</b>	<b>5.8</b>	<b>3</b>	<b>23</b>	<b>7.3</b>

**CAREER HIGHS**

- Rushing Attempts: 39, at Navy, 11-17-07
- Rushing Yards: 168, vs. Eastern Michigan, 9-15-07
- Rushing TDs: 2, at Temple, 10-6-07
- Long Run: 52, vs. Western Michigan, 10-13-07
- Catches: 8, vs. Southern Illinois, 9-8-07
- Receiving Yards: 87, vs. Southern Illinois, 9-8-07
- Receiving TDs: 2, vs. Southern Illinois, 9-8-07
- Long Catch: 23, vs. Southern Illinois, 9-8-07



**perez ASHFORD**

WR | 5-10 | 168 | Fr. | HS  
Shaker Heights, Ohio | Shaker Heights

**7**

- Ranks sixth on the squad with 83 receiving yards on 10 catches while playing in 10 games.
- Caught three passes for a season and career high 32 yards, including a season-long 21-yard catch, against Toledo.
- Scored his first career touchdown on a 44-yard punt

- return at Miami (Ohio).
- Recorded a career-high four receptions for 30 yards against Akron to lead NIU in receiving yards in the contest.
- Collected at least one reception in each of the Huskies' first three games.

**ashford's career STATS**

Year	G/GS	Rec.	Yds.	Avg.	TD	Lg	Yds/Gm
2009	10/2	10	83	8.3	0	21	8.3

**CAREER HIGHS**  
**Catches:** 2, vs. Akron, 10-31-09  
**Yards:** 32, at Toledo, 10-17-09  
**Long Gain:** 21, at Toledo, 10-17-09



**garrett BARNAS**

SS | 6-1 | 205 | Jr. | JC  
Walnut, Ill. | Bureau Valley/Harper CC

**39**

- Recorded seven tackles, including five solo stops, in nine games while playing primarily on special teams.
- Made a season-high three tackles, all solo, against Eastern Michigan and intercepted his first career pass in the second quarter.

- Compiled 41 yards on four kickoff returns during the regular season, including two returns for 18 yards from an up position versus Central Michigan.
- Inserted into the offensive line-up as a slot back and rushed for three yards on his lone carry of the season at Ohio.

**barnas' career STATS**

DEFENSE									
Year	G/GS	Solo	Assist	Total	TFL-Yds.	Sk.-Yds.	FF/FR	Int/PBU	
2009	9/1	5	2	7	0-0	0-0	0/0	0/0	

**KICKOFF RETURNS**

Year	G/GS	No.	Yds.	Avg.	TD	Lg
2009	9/1	4	41	10.3	0	15

**CAREER HIGHS**  
**Tackles:** 3, vs. Eastern Michigan, 11-5-09

HUSKIES TO WATCH



alan BAXTER

DE | 6-0 | 244 | Fr. | HS  
Buffalo Grove, Ill. | Buffalo Grove

90

- Ranks fourth among Huskie defensive ends with 20 tackles, including nine solo stops.
- Recorded two tackles, including a sack for a loss of one yard, against Miami.
- In his first collegiate game, tallied two unassisted tackles against Wisconsin.

- Recorded one tackle, for a loss of four yards, against Ball State.
- Made a season-high three tackles in games against Purdue and Idaho.
- Has seen action in all 12 games as a back-up on the left side.

baxter's career STATS

Year	G/GS	Solo	Assist	Total	TFL-Yds.	Sk.-Yds.	FF/FR	Int/PBU
2009	12/0	9	11	20	2.0-7	0.5-1	0/0	0/0

CAREER HIGHS

Tackles: 3, twice, last vs. Idaho, 9-26-09  
TFLs: 1, vs. Ball State, 11-12-09



bryan BECKNER

TE | 6-4 | 240 | Jr.-RS | 1L  
Bourbonnais, Ill. | Bishop McNamara

96

- Leads Huskie tight ends in receptions with four and receiving yards with 64 while playing in seven games.
- Caught two passes for 41 yards against Wisconsin, including a career-long 27-yard reception.
- Also caught one pass each in the Western Illinois and Idaho contests.

beckner's career STATS

Year	G/GS	Rec.	Yds.	Avg.	TD	Lg	Yds/Gm
2007	10/7	1	9	9.0	0	9	0.9
2008	1/0	0	0	0.0	0	0	0.0
2009	7/1	4	64	16.0	0	27	9.1
Career	18/8	5	73	14.6	0	27	4.1

CAREER HIGHS

Catches: 2, at Wisconsin, 9-5-09  
Yards: 41, at Wisconsin, 9-5-09  
Long Gain: 27, at Wisconsin, 9-5-09



brandon BICE

DE | 6-4 | 250 | Sr.-RS | 2L  
McCook, Ill. | Lyons Township

56

- Named second team All-MAC as a member of the league's top-rated defense.
- Recorded his team-leading 14th career sack and added three tackles against Central Michigan.
- Eighth on the team in tackles with 36 stops, 20 solo.
- Tallied four tackles, including a sack and 1.5 tackles

- for loss, forced a fumble and broke up a pass versus Akron.
- Made four tackles, including a sack, and forced a fumble at Miami.
- Leads the team and ranks third in the MAC with four forced fumbles.
- Earned MAC West Defensive Player of the Week honors after tying his career high in tackles with eight, recording his first sack of the season and forcing two fumbles versus Toledo.
- A biology major who carries a 3.2 grade point average, was named the MAC Male Scholar-Athlete of the Week after his performance at Toledo.

bice's career STATS

Year	G/GS	Solo	Assist	Total	TFL-Yds.	Sk.-Yds.	FF/FR	Int/PBU
2006	3/0	4	0	4	2-6	1-1	0/0	0/0
2007	11/11	14	24	38	2.5-15	1.5-12	0/0	0/4
2008	13/1	15	7	22	12-43	6.5-33	0/0	0/3
2009	12/12	20	16	36	6.5-34	5-32	4/1	0/2
Career	39/24	53	47	100	23-98	14-78	4/1	0/9

CAREER HIGHS

Tackles: 8, vs. Kent State, 11-10-07  
TFLs: 4, vs. Indiana State, 9-20-08  
Sacks: 1.5, twice last vs. Louisiana Tech (Independence Bowl), 12-28-08



darnell BOLDING

DE | 6-2 | 224 | Jr.-RS | Sq  
Washington, D.C. | Bowie/Coffeyville CC

44

- Saw action in all 12 games as a back-up defensive end and totaled 15 tackles with seven solo stops.
- Tallied 4.5 tackles for loss and a pair of quarterback sacks on the year.
- Credited with a quarterback sack for nine yards in the Huskies' victory over Western Illinois.

- Among his career-best five tackles versus Idaho was a sack for minus six yards and 1.5 tackles for loss.
- Forced fumbles against Idaho and Eastern Michigan, when he also had half a tackle for loss.
- Totaled three tackles and 1.5 tackles for loss versus Central Michigan in one of his top performances of the year.

bolding's career STATS

Year	G/GS	Solo	Assist	Total	TFL-Yds.	Sk.-Yds.	FF/FR	Int/PBU
2009	12/0	7	8	15	4.5/17	2.0-15	2/0	0/0

CAREER HIGHS

Tackles: 5, vs. Idaho, 9-26-09  
TFLs: 1.5, twice, last at Central Michigan, 11-27-09



devon BUTLER

LB | 5-11 | 209 | Fr. | HS  
Pembroke Pines, Fla. | Everglades

9

- Saw action in nine games at linebacker and on special teams, including in each of the last seven regular season games.
- Totaled nine tackles as a true freshman, including seven solo stops.
- Made a career-best four tackles, including three solo

- stops, at Central Michigan.
- Credited with three tackles and forced a fumble versus Western Illinois.

butler's career STATS

Year	G/GS	Solo	Assist	Total	TFL-Yds.	Sk.-Yds.	FF/FR	Int/PBU
2009	9/0	7	2	9	0-0	0-0	0/0	0/0

CAREER HIGHS

Tackles: 4, at Central Michigan, 11-27-09

HUSKIES TO WATCH



**me'co BROWN**

TB | 5-7 | 185 | So. | 1L  
Moss Point, Miss. | Moss Point

**8**

- Earned third team All-MAC honors after rushing for 645 yards on 148 carries.
- Missed the Central Michigan game due to ankle injury.
- Ranks sixth in the MAC in rushing and is averaging 4.4 yards per carry.

- Led the Huskies in rushing for the fourth time this season with 94 yards on 22 carries versus Toledo.
- Caught a career high three passes for 31 yards against Idaho, both career highs, with his long of 13 yards, tying a career long catch.
- Garnered MAC West Offensive Player of the Week honors after running for a career-high 150 yards on 26 carries versus Purdue.
- Recorded his career-long rush with a 67-yard touchdown run at Purdue.

**brown's career STATS**

RUSHING							
Year	G/GS	No.	Yds.	Avg.	TD	Lg	Yds/Gm
2008	13/6	110	510	4.6	2	36	39.2
2009	11/8	148	645	4.4	4	67	58.6
<b>Career</b>	<b>24/14</b>	<b>258</b>	<b>1155</b>	<b>4.5</b>	<b>6</b>	<b>67</b>	<b>48.1</b>

ALL PURPOSE							
Year	G/GS	Rush	Rcv.	PR	KR	Total	Yds/Gm
2008	13/6	510	37	71	492	1,110	85.4
2009	11/8	645	81	0	0	726	66.0
<b>Career</b>	<b>24/14</b>	<b>1155</b>	<b>118</b>	<b>71</b>	<b>492</b>	<b>1,836</b>	<b>76.5</b>

**CAREER HIGHS**

**Rushing Attempts:** 26, at Purdue, 9-19-09  
**Rushing Yards:** 150, at Purdue, 9-19-09  
**Rushing TDs:** 1, five times, last at Toledo, 10-17-09



**david BRYANT**

S | 5-11 | 210 | Sr.-RS | 3L  
St. Louis, Mo. | Ladue Horton Watkins

**4**

- Made seven tackles, including a half tackle for loss, and recovered a fumble versus Central Michigan.
- Ranks 10th on the team in tackles with 30 in seven games, two and a half for loss.
- Recorded a season-high eight tackles, including one for loss, against Toledo.

- Started his first game of the season versus Western Michigan, making three tackles.
- Tallied a season-high four stops versus Idaho and made three tackles, including a tackle for loss, against the Boilermakers.

**bryant's career STATS**

Year	G/GS	Solo	Assist	Total	TFL-Yds.	Sk.-Yds.	FF/FR	Int/PBU
2006	13/1	4	3	7	0-0	0-0	0/0	0/1
2007	7/0	1	1	2	0-0	0-0	0/0	0/0
2008	13/13	46	37	83	2-2	0-0	3/0	0/3
2009	8/4	13	17	30	2.5-3	0-0	0/1	0/0
<b>Career</b>	<b>41/18</b>	<b>64</b>	<b>58</b>	<b>122</b>	<b>4.5-5</b>	<b>0-0</b>	<b>3/0</b>	<b>0/4</b>

**CAREER HIGHS**

**Tackles:** 12, vs.Navy, 11-25-08



**willie CLARK**

WR | 6-1 | 196 | So.-RS | 1L  
Roselle, Ill. | Lake Park

**10**

- Has caught 19 passes for 220 yards to rank third on the NIU team in receiving yards and catches.
- Had a season-high 52 receiving yards on two catches, including a career long 45-yard reception, versus Western Illinois.


- Averaging 11.6 yards per catch with a seven-yard touchdown grab versus Idaho, the first of his career.
- Saw action in 11 contests, started five, and caught passes in nine.
- Made a season-high three catches against Wisconsin, Akron and Central Michigan.
- Caught a 35-yard pass in the Eastern Michigan game and tallied five catches in the last two games of the season.

**clark's career STATS**

RECEIVING							
Year	G/GS	Rec.	Yds.	Avg.	TD	Lg	Yds/Gm
2008	13/2	6	79	13.2	0	35	6.1
2009	11/5	19	220	11.6	1	45	20.0
<b>Career</b>	<b>24/7</b>	<b>25</b>	<b>299</b>	<b>12.0</b>	<b>1</b>	<b>45</b>	<b>12.5</b>

**CAREER HIGHS**

**Catches:** 3, three times, last at Central Michigan, 11-27-09  
**Yards:** 52, vs. Western Illinois, 9-12-09  
**Long Gain:** 45, vs. Western Illinois, 9-12-09



**jake COFFMAN**

DL | 6-5 | 255 | Jr.-RS | 2L  
German Valley, Ill. | Forreton

**54**

- Earned second team All-MAC honors playing five games at defensive end and the final six at nose guard.
- Made six tackles, including a half tackle for loss, and recorded his team-leading fifth pass break up of the season versus Central Michigan.
- Garnered his second MAC West Defensive Player of the

- Week award after making four tackles, two sacks and three tackles for loss against Ohio.
- Leads NIU in tackles for loss with 12.5 for minus 81 yards on the year.
- Leads the team in sacks with 7.5 to rank second in the MAC and tied for 24th in the country.
- His 7.5 sacks rank ninth on the NIU single season list.
- Moved from defensive end to nose guard versus Miami (due to an injury to Brian Lawson) and made five tackles, three for loss, including a career and team season high 2.5 sacks, and broke up a pass.
- Named MAC West Defensive Player of the Week after a 79-yard interception return for a touchdown, a fumble recovery and two tackles, one for loss, versus Western Michigan.

**coffman's career STATS**

Year	G/GS	Solo	Assist	Total	TFL-Yds.	Sk.-Yds.	FF/FR	Int/PBU
2007	4/0	2	7	9	0-0	0-0	0/0	0/0
2008	11/1	16	6	22	3-12	2-11	1/2	0/2
2009	11/11	19	17	36	12.5-81	7.5-71	0/2	1/5
<b>Career</b>	<b>26/12</b>	<b>37</b>	<b>30</b>	<b>67</b>	<b>15.5-93</b>	<b>9.5-82</b>	<b>1/4</b>	<b>1/7</b>

**CAREER HIGHS**

**Tackles:** 7, at Wisconsin, 9-5-09  
**TFLs:** 3, twice last at Ohio, 11-21-09  
**Sacks:** 2.5, at Miami (Ohio), 10-24-09

HUSKIES TO WATCH



**landon COX**

WR | 6-3 | 213 | Jr. | 2L  
Calumet City, Ill. | Thornton Fractional N.

**80**

- Made three receptions for 57 yards, including a 32-yard touchdown reception, against Central Michigan.
- The Huskies leading receiver with 528 yards on 44 receptions and four touchdowns.
- Had a career day versus Ohio, setting single game career highs in receptions (11) and receiving yards (132),

with a career-long 45 yard catch.

- Posted NIU's first 100-yard receiving game of the season and became the first Huskie receiver to catch 10 or more passes since Sam Hurd caught 12 at Central Michigan (11/5/05).
- Caught two touchdown passes versus Eastern Michigan when he had three catches for 84 yards.
- Was named NIU's offensive skills player of the week five times, including six-catch, 70-yard day versus Toledo.
- Leads all NIU offensive players with seven catches of 25 yards or longer on the year and is also Northern Illinois' top blocking wide receiver.

**cox's career STATS**

Year	G/GS	Rec.	Yds.	Avg.	TD	Lg	Yds/Gm
2007	10/1	2	19	9.5	0	12	1.9
2008	13/8	16	126	7.9	1	24	9.7
2009	12/9	44	528	12.0	4	45	44.0
<b>Career</b>	<b>35/18</b>	<b>62</b>	<b>673</b>	<b>10.9</b>	<b>5</b>	<b>45</b>	<b>19.2</b>

**CAREER HIGHS**

Receptions: 11, at Ohio, 11-21-09  
Receiving Yards: 132, at Ohio, 11-21-09  
TDs: 2, vs. Eastern Michigan, 11-5-09  
Long Gain: 45, at Ohio, 11-21-09



**ricky CRIDER**

TB | 5-9 | 178 | Jr.-RS | 2L  
Evansville, Ind. | Reitz

**22**

- Posted season highs for carries (eight) and rushing yards (34) in the Eastern Michigan game.
- Tallied 329 yards on 15 kickoff returns to average 21.9 yards per return.
- Returned season-high six kickoffs for 137 yards with a long of 28 versus Ball State to finish with the ninth-most

KOR yards in a single game for NIU.

- Totaled 54 kickoff return yards on a pair of returns against Miami, including a season-long 35-yard effort.

**crider's career STATS**

RUSHING							
Year	G/GS	No.	Yds.	Avg.	TD	Lg	Yds/Gm
2007	8/0	7	20	2.9	0	6	2.5
2008	13/1	43	208	4.8	1	40	16.0
2009	11/0	10	37	3.7	0	8	3.4
<b>Career</b>	<b>32/1</b>	<b>60</b>	<b>265</b>	<b>4.4</b>	<b>1</b>	<b>40</b>	<b>8.0</b>

**KICKOFF RETURNS**

Year	G/GS	No.	Yds.	Avg.	TD	Lg
2008	13/1	14	375	26.8	0	75
2009	11/0	15	329	21.9	0	35
<b>Career</b>	<b>24/1</b>	<b>29</b>	<b>704</b>	<b>24.3</b>	<b>0</b>	<b>75</b>

**CAREER HIGHS**

Rushing Attempts: 13, vs. Navy, 11-25-08  
Rushing Yards: 55, vs. Navy, 11-25-08  
Long Gain: 40, at Ball State, 11-5-08



**reed CUNNINGHAM**

TE | 6-5 | 255 | Sr.-RS | 2L  
Cambria, Wis. | Pardeeville

**83**

- Appeared in all 12 games and started seven at tight end.
- Totaled three catches for 45 yards, including a season-long 27-yard grab versus Western Michigan.
- Scored his lone touchdown of the year on a 10-yard catch in NIU's win over Purdue.

- Also made an eight-yard reception at Central Michigan.

**cunningham's career STATS**

RECEIVING							
Year	G/GS	Rec.	Yds.	Avg.	TD	Lg	Yds/Gm
2006	7/0	0	0	0	0	0	0
2007	7/4	18	166	9.2	1	17	23.7
2008	13/11	22	252	11.5	3	28	19.4
2009	12/7	3	45	15	1	27	3.8
<b>Career</b>	<b>39/22</b>	<b>43</b>	<b>463</b>	<b>10.8</b>	<b>5</b>	<b>28</b>	<b>11.9</b>

**CAREER HIGHS**

Catches: 7, vs. Kent State, 11-10-07  
Receiving Yards: 65, vs. Kent State, 11-10-07  
TDs: 1, four times, last at Kent State, 11-18-08  
Long Gain: 28, at Eastern Michigan, 9-27-08



**kiaree DANIELS**

CB | 5-10 | 193 | Jr. | 1L  
Kissimmee, Fla. | Osceola/Highland JC

**23**

- Totaled 27 tackles, including 16 unassisted, with three pass break-ups while serving as primary back-up at the cornerback position.
- Compiled a season-high five tackles against Wisconsin, including three solo stops.
- Made a season-high four solo tackles against Western

Michigan and added an interception that led to an NIU touchdown.

- Forced a fumble in NIU's win at Purdue.

**daniels' career STATS**

Year	G/GS	Solo	Assist	Total	TFL-Yds.	Sk.-Yds.	FF/FR	Int/PBU
2008	13/0	5	4	9	0-0	0-0	0/1	0/0
2009	12/1	16	11	27	1-1	0-0	0/1	1/3
<b>Career</b>	<b>25/1</b>	<b>21</b>	<b>15</b>	<b>36</b>	<b>1-1</b>	<b>0-0</b>	<b>0/2</b>	<b>1/3</b>

**CAREER HIGHS**

Tackles: 5, at Wisconsin, 9-5-09  
TFLs: 1, at Wisconsin, 9-5-09  
INTs: 1, vs. Western Michigan, 10-3-09

HUSKIES TO WATCH



**tommy DAVIS**

CB | 5-11 | 190 | Fr.-RS | 1Sq  
East St. Louis, Ill. | Althoff Catholic

**20**

- Earned third team All-MAC honors as a punt returner.
- Returned three kickoffs for 72 yards and made a career-high three tackles on defense at Central Michigan.
- Returned two punts for 33 yards, including a long of 19 yards against Ohio.
- Ranks third in the MAC in kickoff returns, averaging

23.9 yards a kickoff return.

- Returned the opening kickoff versus Eastern Michigan 86 yards for a touchdown to record the first TD of his career and the 10th longest kickoff return in school history.
- Ranks sixth in the MAC and 38th in nation in punt returns, averaging 8.0 yards a return.
- His 574 kickoff return yards ranks sixth all-time on NIU's single season list.
- Named NIU special teams player of the week after returning three punts for 46 yards, including a career-long 42-yarder versus Miami, and blocking on Perez Ashford's punt return for a touchdown.

**davis' career STATS**

KICKOFF RETURNS							PUNT RETURNS				
Year	G/GS	No.	Yds.	Avg.	TD	Lg	No.	Yds.	Avg.	TD	Lg
2009	12/0	24	574	23.9	1	86	17	136	8.0	0	42

DEFENSE									
Year	G/GS	Solo	Assist	Total	TFL-Yds.	Sk.-Yds.	FF/FR	Int/PBU	
2009	12/0	5	2	7	0-0	0-0	0/0	0/0	



**jordan DELEGAL**

LB | 6-1 | 203 | So. | JC  
Miami, Fla. | Chaminade Madonna

**29**

- Has compiled 28 tackles, including 21 solo stops and 4.5 for loss with a pair of pass break-ups.
- His blocked punt in the Idaho game went out of bounds at the one-yard line and set up a fourth-quarter NIU score.
- Tallied a career-high seven tackles against Western

Michigan with five unassisted; added five tackles in the Ohio game and four versus Idaho.

- Recorded sacks in the Miami, Eastern Michigan and Ball State games for losses of 32 yards.
- Forced a fumble against Western Illinois.
- Made at least one tackle in every game at linebacker or on special teams.

**delegal's career STATS**

Year	G/GS	Solo	Assist	Total	TFL-Yds.	Sk.-Yds.	FF/FR	Int/PBU
2009	12/0	21	7	28	4.5-35	3.0-32	1/0	0/2

**CAREER HIGHS**  
**Tackles:** 7, at Miami (Ohio), 10-24-09  
**TFLs:** 1, three times, last vs. Ball State, 11-12-09



**connor FLAHIVE**

FB | 6-0 | 240 | Jr.-RS | IL  
Niles, Ill. | Notre Dame

**47**

- Saw action in nine games as he alternated with Kyle Skarb at fullback for NIU.
- Excellent blocker at that position who also caught a 10-yard pass at Ohio.
- Named one of the Huskies' offensive blockers of the week in the Ohio game.

**flahive's career STATS**

RECEIVING							
Year	G/GS	Rec.	Yds.	Avg.	TD	Lg	Yds/Gm
2008	11/4	9	72	8.0	0	22	6.5
2009	9/0	1	10	10	0	10	1.1
<b>Career</b>	<b>20/4</b>	<b>10</b>	<b>82</b>	<b>8.2</b>	<b>0</b>	<b>22</b>	<b>4.1</b>

**CAREER HIGHS**  
**Catches:** 4, at Ball State, 11-5-08  
**Receiving Yards:** 35, at Kent State, 11-18-08  
**Long Gain:** 22, at Kent State, 11-18-08



**patrick GEORGE**

CB | 5-11 | 190 | Jr. | 2L  
Chicago, Ill. | Gordon Tech

**33**

- Has totaled 43 tackles, 30 solo, to rank seventh on the team.
- Broke up a team-leading five passes and intercepted a pair of passes while starting all 12 games at cornerback.
- Scored his first career touchdown on an 80-yard interception return against Central Michigan to ignite a

Huskie comeback

- Returned his first interception 32 yards against Western Michigan.
- His 112 interception return yards in 2009 are second-most all-time at NIU in a year.
- Made a career-best seven tackles against Wisconsin, with six solo tackles and a tackle for loss.
- Had six tackles each against Idaho and at Central Michigan
- Recorded pass break ups in the Idaho, Miami, Eastern Michigan and Ohio games.
- One of the Huskies' most consistent defenders with at least two tackles in 11 games.

**george's career STATS**

Year	G/GS	Solo	Assist	Total	TFL-Yds.	Sk.-Yds.	FF/FR	Int/PBU
2007	12/0	5	2	7	0-0	0-0	0/0	0-0
2008	12/1	17	3	20	2-3	0-0	0/0	1/2
2009	12/12	30	13	43	1-1	0-0	0/0	2/5
<b>Career</b>	<b>36/13</b>	<b>52</b>	<b>18</b>	<b>70</b>	<b>3-4</b>	<b>0-0</b>	<b>0/0</b>	<b>3/7</b>

**CAREER HIGHS**  
**Tackles:** 7, vs. Wisconsin, 9-5-09  
**INTs:** 1, three times, last at Central Michigan, 11-27-09



## demarcus GRADY

QB | 6-1 | 202 | So.-RS | 1L  
Grand Rapids, Mich. | East Grand Rapids

**3**

- Appeared in eight games and started four with NIU claiming wins in each of those contests (versus Miami, Akron, Eastern Michigan and Ball State).
- Rushed for 109 yards on 20 carries versus Akron and totaled 104 yards on 10 totes against Eastern Michigan.
- Ranks third on the Huskie team in rushing with 330 yards on 57 carries to average 5.8 yards per carry.

- Completing 59.5 percent of his passes on the season (25-of-42) for 280 yards and three TDs.
- Completed 10-of-18 passes for 62 yards against Akron and totaled a season-high 119 passing yards on just four completions with a pair of scores versus Eastern Michigan.
- Compiled 223 yards of total offense in the EMU game with touchdown passes of 30 and 31 yards and a season-long 61-yard rush.

### grady's career STATS

PASSING								
Year	G/GS	C-A-I	Pct.	Yds.	TD	Lg	Yds/Gm	Effic.
2008	6/1	15-26-0	57.7	138	2	36	23.0	127.7
2009	8/4	25-42-2	59.5	280	3	35	35.0	129.6
<b>Career</b>	<b>14/5</b>	<b>40-68-2</b>	<b>58.8</b>	<b>418</b>	<b>5</b>	<b>36</b>	<b>29.9</b>	<b>128.8</b>

RUSHING							
Year	G/GS	No.	Yds.	Avg.	TD	Lg	Yds/Gm
2008	6/1	39	188	4.8	3	28	31.3
2009	8/4	57	330	5.8	1	61	41.2
<b>Career</b>	<b>14/5</b>	<b>96</b>	<b>518</b>	<b>5.4</b>	<b>4</b>	<b>61</b>	<b>37.0</b>

#### CAREER HIGHS

- Pass Attempts:** 18, vs. Akron, 10-31-09
- Pass Completions:** 10, vs. Akron, 10-31-09
- Passing Yards:** 119, vs. Eastern Michigan, 11-5-09
- Long Completion:** 36, vs. Miami (Ohio), 10-11-08
- Passing Touchdowns:** 2, vs. Eastern Michigan, 10-5-09
- Rushing Attempts:** 20, vs. Akron, 10-31-09
- Rushing Yards:** 109, vs. Akron, 10-31-09
- Rushing Touchdowns:** 1, four times, last at Eastern Michigan, 11-5-09
- Long Rushing Gain:** 61, vs. Eastern Michigan, 11-5-09



## cory HANSON

LB | 6-2 | 220 | Sr.-RS | 3L  
Minneapolis, Minn. | De La Salle

**26**

- Ranks second on the team in tackles with 80 and leads all Huskies with 244 career tackles after making nine versus Central Michigan.
- Tallied nine tackles and his third pass break up of the season, a career high, against Ball State.
- Led the Huskies in tackles for the third time this season with nine stops, two for loss, versus Eastern Michigan to earn MAC West Defensive Player of the Week honors for the second time in 2009.


- Intercepted his third pass of the year against Toledo and is tied for fourth in the MAC and tied for 46th in the nation in interceptions.
- Credited with a career and team season high 11 stops versus Toledo to lead NIU in tackles.
- Named MAC West Defensive Player of the Week after intercepting two passes and adding three tackles against Wisconsin.
- Six career pickoffs leads all active NIU players.

### hanson's career STATS

Year	G/GS	Solo	Assist	Total	TFL-Yds.	Sk.-Yds.	FF/FR	Int/PBU
2006	13/12	26	46	72	3-7	1-5	0/2	1/1
2007	8/6	21	34	55	3-12	1-6	0/1	1/2
2008	9/7	22	15	37	6-16	1-4	1/0	1/2
2009	11/11	37	43	80	3.5-7	0-0	0/0	3/3
<b>Career</b>	<b>41/36</b>	<b>106</b>	<b>138</b>	<b>244</b>	<b>15.5-42</b>	<b>3-15</b>	<b>1/3</b>	<b>6/8</b>

#### CAREER HIGHS

- Tackles:** 11, twice, last at Toledo, 10-17-09
- TFLs:** 2, twice, last vs. Eastern Michigan, 11-5-09
- INTs:** 2, at Wisconsin, 9-5-09



## chandler HARNISH

QB | 6-2 | 213 | So.-RS | 1L  
Bluffton, Ind. | Norwell

**12**

- Threw for 206 yards and two touchdowns on 17-of-28 passing at Central Michigan.
- Ranks second in the MAC in passing efficiency with a 144.8 rating with 11 TDs and only five INTs.
- Averaging 196.9 yards a game of total offense a game this season to rank eighth in the MAC.

- Compiled a career-high 337 yards of total offense versus Ohio, throwing for a season-high 307 yards on 24-of-35 passing and rushing for 30.
- In two-and-a-half games back since missing three with knee injury, completed 50-of-72 passes for 573 yards and five TDs.
- Passed for 174 yards in each of NIU's 2009 Big Ten games with 15 completions in each game, and had 184 passing yards and two TDs versus Idaho.
- Rushed for 128 yards on 43 carries and threw for 675 yards and five touchdowns on 57-of-87 passing through the first four games of the season.

### harnish's career STATS

PASSING								
Year	G/GS	C-A-I	Pct.	Yds.	TD	Lg	Yds/Gm	Effic.
2008	10/9	118-211-9	.559	1528	8	91	152.8	120.74
2009	9/8	131-198-5	.662	1540	11	45	171.1	146.90
<b>Career</b>	<b>19/17</b>	<b>249-409-14</b>	<b>.609</b>	<b>3068</b>	<b>19</b>	<b>91</b>	<b>161.5</b>	<b>132.40</b>

RUSHING							
Year	G/GS	No.	Yds.	Avg.	TD	Lg	Yds/Gm
2008	10/9	118	539	4.6	4	32	53.9
2009	9/8	84	232	2.8	2	29	25.8
<b>Career</b>	<b>19/17</b>	<b>202</b>	<b>771</b>	<b>3.8</b>	<b>6</b>	<b>32</b>	<b>40.6</b>

#### TOTAL OFFENSE

Year	Rush	Yds.	Pass	Yds.	TD	Plays	Yds.	YPG	YPP
2008	118	539	211	1528	12	329	2067	206.7	6.3
2009	84	232	198	1540	13	282	1772	196.9	6.3
<b>Career</b>	<b>202</b>	<b>771</b>	<b>409</b>	<b>3068</b>	<b>25</b>	<b>611</b>	<b>3839</b>	<b>202.1</b>	<b>6.3</b>

#### CAREER HIGHS

- Pass Attempts:** 40, vs. Louisiana Tech (Independence Bowl), 12-28-08
- Pass Completions:** 24, at Ohio, 11-21-09
- Passing Yards:** 326, at Minnesota, 8-30-08
- Rushing Attempts:** 20, at Kent State, 11-18-08
- Rushing Yards:** 117, at Kent State, 11-18-08
- Total Offense:** 337 (307 passing, 30 rushing), at Ohio, 11-21-09



## nabal JEFFERSON

DL | 5-11 | 270 | Fr. | HS  
Chicago, Ill. | Marist

# 99

- True freshman nose guard has totaled 13 tackles, with 3.5 for loss and 1.5 quarterback sacks in a back-up role.
- Made a season-high four tackles against Western Illinois
- Credited with a pair of tackles for loss and a quarterback sack in the Akron game.
- Came back the next week with two stops and half a sack in the EMU game.
- Totaled two tackles each against Akron, Eastern Michigan and Central Michigan.

### jefferson's career STATS

Year	G/GS	Solo	Assist	Total	TFL-Yds.	Sk.-Yds.	FF/FR	Int/PBU
2009	10/0	3	10	13	3.5-15	1.5-11	0/0	0/0

#### CAREER HIGHS

**Tackles:** 4, vs. Western Illinois, 9-12-09  
**TFLs:** 2, vs. Akron, 10-31-09



## adam KIEL

OL | 6-5 | 305 | Jr.-RS | 2Sq  
Wentzville, Mo. | St. Dominic

# 74

- Started the first 11 games of the season at right tackle before suffering a foot injury at Ohio which required surgery.
- Named the Huskies' offensive lineman of the week versus Idaho.
- The Huskie offense ranks tied for first in the nation in red zone offense, scoring on 43 of 45 trips inside its' opponents 20-yard line with 27 touchdowns and 16 field goals.
- Northern Illinois leads the MAC and ranks 17th nationally in rushing offense with 202.4 rushing yards per game, including a season-best 418 versus Eastern Michigan.
- Huskies have allowed only 14 sacks on the year, lowest in the league.



## alex KUBE

LB | 6-0 | 212 | Jr.-RS | 2L  
Cary, Ill. | Cary-Grove

# 37

- Ranks fifth on the team in tackles with 60 after making four stops at Central Michigan.
- Named one of NIU's defensive players of the week after making nine tackles, including one-and-a-half for loss against Ball State.
- Tallied eight tackles, one for loss, versus Toledo.
- Made a season- and game-high 11 tackles, his highest total since making 15 stops at Navy in 2007, including 2.5 tackles for loss, against Idaho.
- One of two Huskies with more than 200 career tackles to his credit.

### kube's career STATS

Year	G/GS	Solo	Assist	Total	TFL-Yds.	Sk.-Yds.	FF/FR	Int/PBU
2007	11/9	49	62	111	0.5-1	0-0	1/1	0/3
2008	13/5	29	30	59	7-25	1-13	0/0	0/0
2009	12/12	18	42	60	6-14	0-0	0/0	0/0
<b>Career</b>	<b>33/23</b>	<b>96</b>	<b>134</b>	<b>230</b>	<b>16.5-40</b>	<b>1-13</b>	<b>1/1</b>	<b>0/3</b>

#### CAREER HIGHS

**Tackles:** 15, at Navy, 11-17-07  
**TFLs:** 2.5, vs. Idaho, 9-26-09



## brian LAWSON

DT | 6-3 | 272 | Fr.-RS | 1Sq  
Park Forest, Ill. | Rich East

# 92

- Started the first six games of the year before sidelined by a hand injury that required surgery.
- Made eight tackles and added tackles for loss versus Wisconsin and Toledo.
- Recorded a season-best three tackles against Wisconsin and credited with two stops in the Idaho game.
- Added one tackle each against Purdue, Western Michigan and Toledo.

### lawson's career STATS

Year	G/GS	Solo	Assist	Total	TFL-Yds.	Sk.-Yds.	FF/FR	Int/PBU
2009	6/6	1	7	8	1.0-2	0-0	0/0	0/0

#### CAREER HIGHS

**Tackles:** 3, at Wisconsin, 9-5-09  
**TFLs:** 0.5, twice, last at Toledo, 10-17-09



## marcus LEWIS

WR | 6-3 | 210 | Sr. | 2L  
Gurnee, Ill. | Warren

# 11

- Has had a break-out season with a career-best 25 catches for 261 yards to rank second on the team in receiving.
- Snared a touchdown pass in each of the last three games of the season for the first three receiving scores of his career.
- Caught 13 passes for 122 yards in the Huskies' final three games.
- Made a season-high six catches for 40 yards, including a seven-yard touchdown reception against Central Michigan.
- Had a career-best 64 receiving yards, on four catches, including a 26-yard score against Ohio.
- Scored the Huskies' final touchdown on a six-yard reception in NIU's 26-20 win over Ball State.
- Tallied four catches for 49 yards in the Purdue game and had two catches each in the Wisconsin, Toledo and Akron games.

### lewis' career STATS

Year	G/GS	Rec.	Yds.	Avg.	TD	Lg	Yds/Gm
2006	11/0	4	68	17.0	0	28	6.2
2007	10/1	6	42	7.0	0	13	4.2
2008	5/0	1	7	7.0	0	7	1.4
2009	12/4	25	261	10.4	3	29	21.8
<b>Career</b>	<b>38/5</b>	<b>36</b>	<b>378</b>	<b>10.5</b>	<b>3</b>	<b>29</b>	<b>9.9</b>

#### CAREER HIGHS

**Catches:** 6, at Central Michigan, 11-27-09  
**Yards:** 64, vs. Ohio Bobcats, 11-21-09  
**Long Gain:** 29, at Toledo, 10-17-09  
**TDs:** 1, twice, last at Central Michigan, 11-27-09



## **martel MOORE**

WR | 6-2 | 168 | Fr. | HS  
San Antonio, Texas | Earl Warren

**1**

- True freshman ranks fourth on the team with 171 yards on 15 catches this season.
- Totaled a career-high 61 yards on receptions of 26, 19 and 16 yards against Central Michigan.
- Recorded a season-high three grabs versus Idaho, Miami and Central Michigan.
- Caught three passes for 23 yards in the Idaho game, and had a season-long 32-yard reception versus Western Illinois.
- Saw action in all 12 games and caught passes in eight.

### **moore's career STATS**

Year	G/GS	Rec.	Yds.	Avg.	TD	Lg	Yds/Gm
2009	12/2	15	171	11.4	0	32	14.2

#### **CAREER HIGHS**

**Catches:** 3, at Central Michigan, 11-27-09  
**Yards:** 61, at Central Michigan, 11-27-09  
**Long Gain:** 32, vs. Western Illinois, 9-12-09



## **ryan MORRIS**

QB | 6-2 | 213 | So.-RS | 1L  
Bluffton, Ind. | Norwell

**15**


- Serves as the Huskies' holder for all placekicks.
- Spent most of the year as NIU's third-team quarterback, but moved to the number two spot when Chandler Harnish was injured.
- Played quarterback in the Western Illinois, Western Michigan and Eastern Michigan games and threw a pair of passes in those games.

### **morris' career STATS**

Year	G/GS	C-A-I	Pct.	Yds.	TD	Lg	Yds/Gm	Effic.
2006	3/0	0-1-0	0.0	0	0	0	0.0	0.0
2007	8/3	67-127-5	52.7	727	4	46	90.8	103.4
2008	3/0	1-2-0	50.0	17	0	17	5.7	121.4
2009	12/0	0-2-0	0	0	0	0	0	0
<b>Career</b>	<b>26/3</b>	<b>68-132-5</b>	<b>51.5</b>	<b>744</b>	<b>4</b>	<b>46</b>	<b>29.8</b>	<b>101.3</b>

#### **CAREER HIGHS**

**Pass Attempts:** 44, vs. Ball State, 11-24-07  
**Pass Completions:** 24, vs. Ball State, 11-24-07  
**Yards:** 252, vs. Ball State, 11-24-07  
**TDs:** 2, twice, last vs. Ball State, 11-24-07  
**Long Gain:** 46, at Navy, 11-17-07



## **ron NEWCOMB**

DL | 6-3 | 265 | So.-RS | 2Sq  
Wheatfield, Ind. | Mt. Carmel (Chicago)

**89**

- Saw action as NIU's second team defensive tackle in all 12 games.
- Totaled 10 tackles on the season, including eight solo stops, with 3.5 tackles for loss and three pass break ups
- Compiled a season-high three tackles, all solo, against Ohio.
- Recorded his first career sack against Miami for a loss of seven yards and was named the team's co-defensive lineman of the week.
- Credited with 1.5 tackles for loss, a pass break up and two tackles versus Eastern Michigan.
- Also had a tackle for loss against Akron and broke up a pass versus Western Michigan.

### **newcomb's career STATS**

Year	G/GS	Solo	Assist	Total	TFL-Yds.	Sk.-Yds.	FF/FR	Int/PBU
2008	1/0	0	0	0	0-0	0-0	0/0	0/0
2009	12/0	8	2	10	3.5-10	0-0	0/0	0/3
<b>Career</b>	<b>13/0</b>	<b>8</b>	<b>2</b>	<b>10</b>	<b>3.5-10</b>	<b>0-0</b>	<b>0/0</b>	<b>0/3</b>

#### **CAREER HIGHS**

**Tackles:** 3, at Ohio, 11-21-09  
**TFLs:** 1.5, vs. Eastern Michigan, 11-5-09



## **trevor OLSON**

OT | 6-6 | 294 | So.-RS | 1L  
Richfield, Minn. | Richfield

**62**

- Named to third team All-MAC squad by Phil Steele's Magazine.
- NIU's starting left tackle for every game during the last two seasons.
- Earned the Huskies' offensive lineman/blocker of the week honor versus Wisconsin.
- The Huskie offense ranks tied for first in the nation in red zone offense, scoring on 43-of-45 trips inside its' opponents 20-yard line with 27 touchdowns and 16 field goals.
- Northern Illinois leads the MAC and ranks 17th nationally in rushing offense with 202.4 rushing yards per game, including a season-best 418 versus Eastern Michigan.
- Huskies have allowed only 14 sacks on the year, the fewest in the league this year.



## **joe PAWLAK**

OL | 6-5 | 281 | So.-RS | 1L  
Grayslake, Ill. | Grayslake

**72**

- In his first season as a starter, has started all 12 games at left guard for NIU.
- Named the Huskies' offensive lineman of the week for his performance versus Toledo.
- The Huskie offense ranks tied for first in the nation in red zone offense, scoring on 43-of-45 trips inside its' opponents 20-yard line with 27 touchdowns and 16 field goals.
- Northern Illinois leads the MAC and ranks 17th nationally in rushing offense with 202.4 rushing yards per game, including a season-best 418 versus Eastern Michigan.
- Huskies have allowed only 14 sacks on the year, the fewest in the league.



## jason ONYEBUAGU

OL | 6-2 | 307 | Sr. | 3L  
Indianapolis, Ind. | Warren Central

**65**

- One of three Huskies to earn first team All-MAC honors, helped lead the offensive line of the No. 1 rushing team in the league as the Huskies averaging 202.4 rushing yards per game.
- Named NIU's offensive linemen of the week for the fourth time this season after grading out at 99 percent technique and 100 percent effort against Ball State.

- Huskie offense is second in the MAC and 20th nationally in fewest sacks allowed with 14.
- Selected as NIU's offensive linemen of the week after grading out at 98 percent technique and 100 percent effort versus Akron which coach Jerry Kill called the best performance of his career.
- Only player on the roster to see action in all 50 NIU games over the last four years and has started 38 during his career.
- Earned NIU's offensive lineman of the week honors after grading out at 87 percent efficiency and recording three bonus blocks against Western Michigan.
- Huskie offense leads the MAC in red zone offense, scoring on 43-of-45 trips with 27 touchdowns and 16 field goals.
- Lined up in the backfield at Miami.
- Had his first career kickoff return versus Western Michigan, returning the opening kickoff seven yards.
- The Huskie offense rushed for 418 yards against Eastern Michigan, its best rushing game since the 1995 season.



NIU's offensive line has led the Huskie rushing attack to a 202.4 yard average and 27 touchdowns on the season.



## nathan PALMER

WR | 5-11 | 190 | So.-RS | 1L  
Elkhart, Ind. | Central

**81**

- Caught four passes for 58 yards and a touchdown and rushed for 131 yards on nine carries in 10 games.
- Has totaled 189 all-purpose yards and two touchdowns – one rushing and one receiving – on the year.
- Scored on a seven-yard run against Akron, and also had a 23-yard pick-up in the game.

- Led NIU in rushing versus Ball State with three carries for a season-high 69 yards, including a long run of 35 yards.
- Gained 22 yards on the ground on a reverse versus Ohio.
- Caught two passes for 41 yards versus Western Michigan, including a 33-yard touchdown pass.

### palmer's career STATS

#### RUSHING

Year	G/GS	No.	Yds.	Avg.	TD	Lg	Yds/Gm
2007	9/3	1	12	12.0	0	12	1.3
2008	10/4	9	131	14.6	1	35	13.1
Career	19/7	10	143	14.3	1	35	7.5

#### RECEIVING

Year	G/GS	Rec.	Yds.	Avg.	TD	Lg	Yds/Gm
2008	9/3	12	278	23.2	2	91	30.9
2009	10/4	4	58	14.5	1	33	5.8
Career	19/7	16	336	21.0	3	91	17.7

#### CAREER HIGHS

- Catches: 4, twice, last at Tennessee, 10-4-08
- Receiving Yards: 170, at Minnesota, 8-30-08
- TDs: 2, at Minnesota, 8-30-08
- Long Gain: 91, at Minnesota, 8-30-08



## d.j. PIRKLE

DT | 6-0 | 285 | Jr. | 2L  
Frankfort, Ill. | Lincoln Way East

**98**

- Stalwart in the middle for an NIU defense that has held six opponents to 100 rushing yards or less this year.
- Tough and durable player started all 12 games in the middle for NIU.
- Of his 46 career tackles, one of every three has been for a loss.

- Made three tackles, including a sack, had a pass break up and blocked an extra point versus Miami, the first PAT block for the Huskies since the 2006 Poinsettia Bowl.
- Tallied two tackles, including a half tackle for loss, versus Toledo and ranks third on the team in tackles for loss with six.
- Made three solo tackles, recorded his first sack of the season and forced a fumble versus Idaho.
- His sack of Idaho quarterback Nathan Enderle forced a Vandal punt which was blocked, setting up a Huskie TD.
- Tied his career-high in tackles with four, one for a loss, against Western Illinois.

### pirkle's career STATS

Year	G/GS	Solo	Assist	Total	TFL-Yds.	Sk.-Yds.	FF/FR	Int/PBU
2007	6/3	11	2	13	4-37	3-35	0/1	0/1
2008	13/0	11	6	17	6-20	1-6	0/0	0/0
2009	12/12	11	6	17	6-21	2-12	1/0	0/1
Career	31/15	33	13	46	16-78	6-53	1/1	0/2

#### CAREER HIGHS

- Tackles: 4, twice, last vs. Western Illinois, 9-12-09
- TFLs: 2, twice, last vs. Bowling Green, 10-25-08
- Sacks: 2, at Temple, 10-6-07

HUSKIES TO WATCH



sean PROGAR

DE | 6-3 | 255 | Fr.-RS | 1Sq  
Glenview, Ill. | Glenbrook South

95

- Made a career-high five tackles versus Central Michigan and has 28 on the season.
- The redshirt freshman ranks second on the team in quarterback sacks with five and in tackles for loss with seven.

• Made three tackles, had one-and-a-half sacks and forced a fumble against Ball State.

- His forced fumble against Ball State resulted in the Huskies first safety since Sept. 27, 2008.
- Tallied two tackles and was in on a sack, versus Eastern Michigan.
- Credited with three tackles and a sack versus Miami.
- Started his first career game versus Idaho and finished the game with three tackles and a sack.
- Recovered fumbles versus Western Illinois and Purdue.

progar's career STATS

Year	G/GS	Solo	Assist	Total	TFL-Yds.	Sk.-Yds.	FF/FR	Int/PBU
2009	12/7	17	11	28	7-43	5-39	2/2	0/1

CAREER HIGHS

Tackles: 5, at Central Michigan, 11-27-09

TFLs: 1, three times, last at Miami (Ohio), 10-24-09

Sacks: 1.5, vs. Ball State, 11-12-09



pat SCHILLER

LB | 6-2 | 229 | So.-RS | 1L  
Geneva, Ill. | Geneva

53

- Ranks third on the team with 78 total tackles, including 27 solo stops, while starting all 12 games at middle linebacker.
- Has five tackles for loss, half a sack, a pass break up and a forced fumble to his credit.
- Hit double-digit figures in tackles twice with 12 stops,

and half a sack, at Ball State and 11 tackles versus Idaho; registered nine stops versus both Toledo and Central Michigan.

- Added one-and-a-half tackles for loss in the Toledo game and recorded a TFL in each of the last four games of the season.
- Broke up a pass versus Western Illinois and forced a fumble in the regular season finale at CMU.
- Named NIU's defensive skill player of the week against Akron when he had five tackles.

schiller's career STATS

Year	G/GS	Solo	Assist	Total	TFL-Yds.	Sk.-Yds.	FF/FR	Int/PBU
2008	13/0	9	15	24	3-3	0.5-2	0/0	1/0
2009	12/12	27	51	78	5-11	0.5-3	1/0	0/1
Career	25/12	36	66	102	8-14	1-5	1/0	1/1

CAREER HIGHS

Tackles: 12, vs. Ball State, 11-12-09

TFLs: 1.5, at Toledo, 10-17-09



mike SALERNO

K/P | 5-11 | 170 | Sr.-RS | 1L  
Orland Park, Ill. | Sandburg

16

- A second team All-MAC selection for the second straight year after scoring 95 points on 18 field goals and 39 PATs.
- Connected on eight consecutive and 10 of his last 11 field goals, including a 30-yarder against Central Michigan.
- Made 39-of-41 PATs and 18-of-23 field goals in 2009 and is 73-of-75 on extra points and 35-of-46 on threes

for his career.

- Earned his second MAC West Special Teams Player of the Week honor after making field goals of 22 and 37 yards, and punting three times for a 52.7 yard average versus Akron.
- Made a season-long 50-yard field goal against Idaho, tied for sixth-longest at NIU, and hit three-of-four threes for the game.
- One of 30 players named to the preseason Lou Groza Award Watch List.
- Named MAC West Special Teams Player of the Week after connecting on field goals of 40 and 29 yards and converting an onside kick against Wisconsin.
- Took over punting duties for the last five games of the year and punted 19 times for a 38.8 average while dropping seven inside the 20.
- Scored 14 points versus Eastern Michigan on three field goals and five PATs, the most by a kicker in the MAC in 2009.
- Hit field goals in 10 of 12 Huskie games this year and attempted at least one three in every game.

salerno's career STATS

FIELD GOALS						EXTRA POINTS			
Year	G	Md	Att	Lg	Blkd	Md	Att	Blkd	Pts.
2008	13	18	24	*52	0	34	34	0	88
2009	12	18	23	50	2	39	41	2	93
Career	25	36	47	52	2	73	75	2	181

PUNTS						KICKOFFS				
Year	G	No.	Yds.	Avg.	Lg	In20	No.	Yds.	Avg.	TB
2008	13	6	186	31.0	48	2	65	4,217	64.9	16
2009	12	19	932	38.8	61	7	70	4,423	63.2	10
Career	25	25	1118	37.3	61	9	135	8,640	64.0	26

\*Tied NIU Record vs. Bowling Green, 10-25-08



jason SCHEPLER

TE | 6-3 | 255 | So. | 1L  
Sycamore, Ill. | Sycamore

87

- Played in nine games and started four at tight end, including the first three games of the season.
- Slowed by an elbow injury and has played with a brace over the final half of the year.
- Recorded his first collegiate touchdown on a four-yard pass in NIU's victory over Western Illinois.

• That was the lone catch on the season for the tight end, who is most often used as a blocker in the Huskies' multiple set offense.

schepler's career STATS

Year	G/GS	Rec.	Yds.	Avg.	TD	Lg	Yds/Gm
2008	11/3	2	15	7.5	0	9	1.4
2009	9/4	1	4	4.0	1	4	0.4
Career	20/7	3	19	6.3	1	9	0.9

CAREER HIGHS

Catches: 1, three times, last vs. Western Illinois, 9-12-09

Yards: 9, vs. Navy, 11-25-08

Long Gain: 9, vs. Navy, 11-25-08

TDs: 1, vs. Western Illinois, 9-12-09

HUSKIES TO WATCH



**kyle SKARB**

FB | 6-0 | 226 | Jr. | 2L  
Hawthorn Woods, Ill. | Lake Zurich

**34**

- Huskies' top fullback has caught 11 passes for 189 yards to lead all NIU backs and tight ends in receiving.
- Ranks fifth on the team in catches and fourth in receiving yards.
- Led NIU in receiving at Wisconsin with three catches for 42 yards.
- Recorded his career-long 41-yard reception in the Huskies' win over Purdue.
- Set a career-high with 57 receiving yards at Ohio (on three catches), including a 23-yard touchdown catch and run and an outstanding sideline grab.
- Made a 33-yard grab versus Western Michigan.
- Caught passes in six games and shared NIU blocker of the week honors versus Ohio.

**skarb's career STATS**

RECEIVING							
Year	G/GS	Rec.	Yds.	Avg.	TD	Lg	Yds/Gm
2008	11/5	8	72	9.0	2	24	6.5
2009	12/7	11	189	17.2	1	41	15.8
Career	23/12	19	261	13.7	3	41	8.4

**CAREER HIGHS**  
**Catches:** 3, twice, last at Ohio, 11-21-09  
**Yards:** 57, at Ohio, 11-21-09  
**Long Gain:** 41, at Purdue, 9-6-08  
**TDs:** 1, three times, last at Ohio, 11-21-09



**chris SMITH**

CB | 5-10 | 185 | Jr. | JC  
Palmetto, Fla. | Palmetto | Highland C.C.

**5**

- Made six stops at Central Michigan and is fourth on the team in tackles with 62.
- Led the Huskies with a career-high nine stops, six solo, versus Ohio.
- Playing exceptionally well at the cornerback position in his first season at NIU.
- Ranks tied for third on the team in pass break ups with four.
- Named NIU's defensive skill player of the week after making four tackles and recovering a fumble against Toledo.
- Recovered fumbles versus Western Illinois and Toledo.
- Tallied six stops, five solo, and blocked a field goal versus Miami.
- Made his first career start against Western Illinois, finishing the game with five tackles, recovered a fumble and broke up a pass.

**smith's career STATS**

Year	G/GS	Solo	Assist	Total	TFL-Yds.	Sk.-Yds.	FF/FR	Int/PBU
2009	12/11	38	24	62	0-0	0-0	0/2	0/4

**CAREER HIGHS**  
**Tackles:** 9, at Ohio, 11-21-09



**mike SOBOL**

S | 6-0 | 198 | Jr.-RS | 1L  
Pevely, Mo. | Herculaneum

**38**

- Missed Central Michigan game due to injury.
- Ranks sixth on the team in tackles with 49 with six stops versus Ohio.
- Named NIU's defensive skill player of the week after totalling a season-high 10 stops and forcing two fumbles against Western Illinois.
- Tied for second on the team in fumbles forced with two.
- Both of his forced fumbles against Western Illinois led to NIU touchdowns.

**sobol's career STATS**

Year	G/GS	Solo	Assist	Total	TFL-Yds.	Sk.-Yds.	FF/FR	Int/PBU
2008	12/12	43	24	67	3-6	0-0	0/1	0/2
2009	11/8	22	27	49	0.5-1	0-0	2/0	0/1
Career	23/20	65	51	116	3.5-7	0-0	2/1	0/3

**CAREER HIGHS**  
**Tackles:** 11, vs. Navy, 11-25-08



**chad SPANN**

TB | 5-9 | 197 | Jr. | 2L  
Indianapolis, Ind. | North Central

**28**

- Earned first team All-MAC accolades after rushing for a career-high 945 yards this season.
- Scored his 19th rushing touchdown of the season on a six-yard run at Central Michigan to tie NIU's single season record for rushing scores.
- Posted his eighth multi-touchdown game of the season with two one-yard runs at Ohio.
- Leads the MAC and is tied for fifth in the nation in scoring with 120 points, averaging 10.0 points per game, with 20 touchdowns.
- Ranks fourth in the league in rushing, averaging 78.8 yards a game and 5.9 yards a carry.
- Earned his second MAC West Offensive Player of the Week honor in as many weeks after rushing for a career-high 174 yards on 11 carries with two touchdowns against Eastern Michigan.
- Scored on his first two touches versus EMU on career-long runs of 79 and 65 yards.
- Named MAC West Offensive Player of the Week after rushing for 125 yards on 21 carries and scoring two rushing TDs versus Akron.

**spann's career STATS**

RUSHING							
Year	G/GS	No.	Yds.	Avg.	TD	Lg	Yds/Gm
2007	10/0	11	61	5.5	0	14	6.1
2008	13/2	88	429	4.9	8	55	33.0
2009	12/3	159	945	5.9	19	79	78.8
Career	35/5	258	1435	5.6	27	79	41.0

RECEIVING							
Year	G/GS	Rec.	Yds.	Avg.	TD	Lg	Yds/Gm
2008	13/2	4	31	7.8	0	10	2.4
2009	12/3	7	92	13.1	1	27	7.7
Career	25/5	11	123	11.2	1	27	3.5

**CAREER HIGHS**  
**Rushing Attempts:** 22, vs. Western Michigan, 10-3-09  
**Rushing Yards:** 174, vs. Eastern Michigan, 11-5-09  
**Rushing TDs:** 3, vs. Western Michigan, 10-3-09  
**Receptions:** 2, twice, last vs. Idaho, 9-26-09  
**Receiving TDs:** 1, vs. Western Illinois, 9-12-09



## panan TENSE

OL | 6-4 | 300 | Jr.-RS | 2L  
Hillside, Ill. | Fenwick

# 61

- Has moved into a starting role at right tackle after an injury to starter Adam Kiel in the Ohio game.
- Spent most of the season as back-up at both right tackle and right guard.
- Saw action in 10 games overall as he also played on the NIU field goal/PAT unit.
- Helped Northern Illinois become the No. 1 rushing offense in the MAC and to a No. 17 ranking nationally as NIU averages 202.4 rushing yards per game.



## josh WILBER

P | 5-11 | 235 | Jr. | JC  
Phoenix, Ariz. | Barry Goldwater

# 49

- NIU's starting punter for the first eight games of the year ranks first in the Mid-American Conference in punting average with a 41.0 mark.
- Punted 26 times for 1,066 yards and dropped four punts inside the 20-yard line.
- Had only two touchbacks and forced seven fair catches.
- Boomed four punts over 50 yards on the year with a long punt of 57 yards versus Idaho.
- Averaged a season-best 49.5 yards on two punts versus Idaho and had an average of 42 yards or higher in six games.

### wilber's career STATS

PUNTS						
Year	G	No.	Yds.	Avg.	Lg	In20
2009	9	26	1066	41.0	57	4

#### CAREER HIGHS

**Punts:** 5, three times, last at Toledo, 10-17-09  
**Long:** 57, vs. Idaho, 9-26-09  
**Inside 20:** 2, at Toledo, 10-17-09



## preston WILLIAMS

WR | 5-11 | 180 | Sr. | 4Sq  
Urbana, Ill. | Urbana

# 82

- Enjoyed his best season and saw his most extensive playing time in 2009, starting the Purdue and Idaho games.
- His nine-yard touchdown catch on Senior Day versus Ball State was his first career catch, and first career score.
- Carried his first career-rushing attempt for five yards versus Idaho.
- Named the Huskies' special teams player of the game versus Toledo.



## spencer WILLIAMSON

LB | 6-4 | 218 | Sr.-RS | 3L  
Elkhart, Ind. | Central

# 27

- Moved from safety to linebacker last spring and saw action in all 12 games at linebacker and on special teams.
- Ranks fifth among NIU linebackers with 18 total tackles.
- Recorded a season-high five tackles, including three solo stops, versus Western Michigan and was named the Huskies' special teams player of the game.
- Made two tackles each in five games and had at least one tackle in nine games.
- Recovered a fumbled punt at Ohio and broke up a pass versus Eastern Michigan.

### williamson's career STATS

Year	G/GS	Solo	Assist	Total	TFL-Yds.	Sk.-Yds.	FF/FR	Int/PBU
2006	13/0	7	9	16	0-0	0-0	0/0	0/0
2007	8/1	14	20	34	0-0	0-0	1/1	0/2
2008	10/0	3	2	5	0-0	0-0	1/0	0/0
2009	12/0	8	10	18	0-0	0-0	0/1	0/1
<b>Career</b>	<b>43/1</b>	<b>32</b>	<b>41</b>	<b>73</b>	<b>0-0</b>	<b>0-0</b>	<b>2/2</b>	<b>0/3</b>

#### CAREER HIGHS

**Tackles:** 11, at Wisconsin, 10-20-07



## tracy WILSON

S | 6-2 | 204 | So.-RS | 1L  
Harvey, Ill. | St. Francis DeSales

# 25

- Leads Northern Illinois with 86 tackles while logging more snaps than any NIU defender.
- Posted his third double-digit tackle performance with a game-high 10 stops versus Central Michigan
- NIU's leading tackler in six games this season, and made a career and team season high 11 tackles at Wisconsin.
- Earned NIU defensive skill player of the week honors for the Wisconsin game, and again versus Ball State when he had seven tackles.
- Consistent and reliable all-around safety who totalled at least seven tackles in nine of the Huskies' 12 games this year.
- Made four tackles and had a season-high two pass break ups against Eastern Michigan.

### wilson's career STATS

Year	G/GS	Solo	Assist	Total	TFL-Yds.	Sk.-Yds.	FF/FR	Int/PBU
2008	13/1	22	21	43	1-9	0-0	0/1	0/1
2009	12/12	40	46	86	2-4	0-0	0/1	0/3
<b>Career</b>	<b>25/13</b>	<b>62</b>	<b>67</b>	<b>129</b>	<b>3-13</b>	<b>0-0</b>	<b>0/2</b>	<b>0/4</b>

#### CAREER HIGHS

**Tackles:** 11, twice, last at Wisconsin, 10-20-07

**COACH KILL**



**jerry KILL**

**Head Coach | Second Season**  
**Southwestern (Kan.), 1983**

Spend a little time with second-year Northern Illinois Head Football Coach Jerry Kill and you'll undoubtedly hear him describe himself as a "hard hat, lunch pail" guy. It's a tribute to his blue-collar roots - Kill was the first member of his family to graduate from college - and to the work ethic instilled in him by his parents, Jim and Sonja, as a youngster in Cheney, Kansas.

That blue-collar work ethic is also one of the qualities that made Kill, who spent seven years building the Southern Illinois program into a Football Championship Subdivision (FCS) powerhouse, a perfect fit to succeed Joe Novak as the head coach at Northern Illinois back in December 2007.

In his first two seasons at NIU, Kill has instilled that hard-working mentality in the Huskies and brought a winning attitude that has resulted in the first back-to-back bowl games for Northern Illinois since the school joined the major college football ranks in 1969. After leading Northern Illinois to a 6-6 regular season record and a trip to the 2008 Independence Bowl in Shreveport, La., Kill's second team has improved to 7-5 and earned a trip to Toronto's International Bowl.

During his second campaign, Kill has returned NIU to its familiar position as a contender in the Mid-American Conference. He has also accomplished something that few Huskie head men have when he led NIU to a 28-21 victory over Purdue, the school's first win over a Big Ten team in 21 years and just its second victory all-time over teams from that league.

Now in his 16th season as a college head coach, Kill owns a career record of 117-69 for a winning percentage of .629.

**honors & AWARDS**

- National Football Foundation and College Football Hall of Fame Courage Award (2009)
- Liberty Mutual Coach of the Year Award (2007)
- Eddie Robinson National Coach of the Year (2004)
- AFCA I-AA Region 4 Coach of the Year (2003, 2004)
- Gateway Conference Coach of the Year (2003, 2004)
- Southwestern (Kansas) College Hall of Fame (2004)

Under Kill, NIU defensive end Larry English became the highest draftee in school history as he was the 16th pick in the 2009 NFL draft by the San Diego Chargers, while the Huskies continued their success in the classroom, finishing 2008-09 with a team cumulative grade point average of 2.892.

In addition, Northern Illinois was recently one of 39 FBS teams named to the honorable mention list for the 2009 American Football Coaches Association (AFCA) Academic Achievement Award based on the most recent Graduation Success Rate (GSR) report.

On the field, Kill's teams are characterized by discipline and toughness. It is those qualities, as well as players like current New York Giant Brandon Jacobs and Bart Scott of the New York Jets, that helped his Southern Illinois teams record a pair of victories over Football Bowl Subdivision programs, including a win at Indiana in 2006.

"On the field, I want our kids to play smart," he said. "I want them to be mentally and physically tough so they can win in the fourth quarter. I believe in hard work and the harder you work, the better your chances of success. I will push them to the limit. My job is to get the best out of them."

Kill's high expectations for his student-athletes extend from the football field to the classroom, the community and beyond.

"I expect our student-athletes to represent our school and our community on and off the field," Kill said. "One of the most important things to me is how they do in life after they leave. I firmly believe that what we do here and how we drive kids over the four or five years will help them down the road."

**about KILL**

**PLAYING EXPERIENCE**

- 1979-82 Southwestern College (Kansas)
  - Linebacker
  - Team Captain (1981, 1982)
  - Most Inspirational (1982)

**COLLEGE**

Southwestern (Kan.), 1983  
 Majors: Education and Biology

**HIGH SCHOOL**

Cheney (Kan.), 1979

**FAMILY**

Wife: Rebecca (Smith)  
 Children: Daughters Krystal (21), Tasha (17)

**BORN**

August 24, 1961 in Wichita, Kansas

This past February, the Huskies' mentor was honored by the Chicago Metro Chapter of the National Football Foundation and College Football Hall of Fame with the NFF Courage Award, which he accepted in a ceremony at Halas Hall, home of the NFL's Chicago Bears.

From 2003-07, Kill led SIU to five straight appearances in the Football Championship Subdivision (FCS) playoffs, and overall, he compiled a mark of 55-32 in seven seasons in Carbondale. He was named the 2007 Liberty Mutual Coach of the Year after leading the Salukis to a 12-2 record and the semifinals of the FCS playoffs. Kill was also honored as the Eddie Robinson Coach of the Year following the 2004 season. His SIU teams won three straight Gateway (now Missouri Valley) Football Conference titles from 2004-06 and



were ranked in the top 20 for 64 straight weeks beginning in 2003.

Prior to going to SIU, Kill spent two seasons as head coach at Emporia State in his home state of Kansas. In his first collegiate head coaching job, at Saginaw Valley State from 1994-98, he won 38 games and compiled a 9-2 record in each of his last two seasons there.

Kill began his career at Pittsburg State, a powerhouse NAIA and then Division II program. He was offensive coordinator for the 1991 PSU team that won the NCAA title with a 13-1-1 record, while the 1992 Gorillas earned a runner-up finish with a 14-1 mark.

Through it all, Kill says his basic coaching philosophy has not changed.

"I'm not doing things any differently than I did at Webb City High School," Kill said. "You still have to do the fundamental things; you have to block and tackle. You have to be able to run the football. But I think the real key to my success is the people that I have surrounded myself with. I have always been able to surround myself with good people that are loyal and that can recruit."

During his career as a head coach, Kill has built an amazingly loyal staff, many of whom have been with him since the early days of his career.

At no point in his career were his faith, his friends and his family - he and wife Rebecca have two daughters, Krystal (21) and Tasha (17), a freshman at NIU - more important than in 2005, when Kill was diagnosed with kidney cancer. The disease proved to be another opponent that Kill was able to defeat as he was treated successfully and the disease is now in remission.

That experience prompted the Kills to start the Coach Kill Cancer Fund, a foundation to assist needy families undergoing cancer treatment. The Fund was the recipient of \$50,000 as part of the 2007 Liberty Mutual Coach of the Year Award. He and his family also host an annual golf tournament to benefit the fund in southern Illinois.

Each of his experiences, from his upbringing to his battle with cancer, has helped Kill keep the game in perspective and his focus on people.

"I don't think they put your wins and losses on your tombstone, but you do get judged on how you treat people," he said. "I've learned to appreciate life. I'm a positive person. Every day I get up is a great day. It's made me a better person. Sometimes you have some tough things happen in life. It can make you better or worse. It has made me better and I'm proud to say that. The Lord has blessed me."



## Kill's coaching RECORD

YEAR	SCHOOL	W-L-T	RESPONSIBILITIES
1985	Pittsburg State	8-2-0	Defensive Coordinator
1986	Pittsburg State	11-1-0	Defensive Coordinator
1987	Pittsburg State	11-1-0	Defensive Coordinator
<b>Pittsburg State Totals (3 seasons)</b>		<b>30-4-0</b>	
1988	Webb City H.S.	11-1-0	Head Coach
1989	Webb City H.S.	14-0-0	Head Coach
<b>Webb City HS Totals (2 seasons)</b>		<b>25-1-0</b>	
1990	Pittsburg State	8-2-0	Offensive Coordinator
1991	Pittsburg State	13-1-1	Offensive Coordinator
1992	Pittsburg State	14-1-0	Offensive Coordinator
1993	Pittsburg State	8-3-0	Offensive Coordinator
<b>Pittsburg State Totals (4 seasons)</b>		<b>43-7-1</b>	
1994	Saginaw Valley State	6-4-0	Head Coach
1995	Saginaw Valley State	7-3-0	Head Coach
1996	Saginaw Valley State	7-3-0	Head Coach
1997	Saginaw Valley State	9-2-0	Head Coach
1998	Saginaw Valley State	9-2-0	Head Coach
<b>Saginaw Valley State Totals (5 seasons)</b>		<b>38-14-0</b>	
1999	Emporia State	5-6-0	Head Coach
2000	Emporia State	6-5-0	Head Coach
<b>Emporia State Totals (2 seasons)</b>		<b>11-11-0</b>	
2001	Southern Illinois	1-10-0	Head Coach
2002	Southern Illinois	4-8-0	Head Coach
2003	Southern Illinois	10-2-0	Head Coach
2004	Southern Illinois	10-2-0	Head Coach
2005	Southern Illinois	9-4-0	Head Coach
2006	Southern Illinois	9-4-0	Head Coach
2007	Southern Illinois	12-2-0	Head Coach
<b>SIU Totals (7 seasons)</b>		<b>55-32-0</b>	
2008	Northern Illinois	6-7-0	Head Coach
2009	Northern Illinois	7-5-0	Head Coach
<b>NIU Totals (2 seasons)</b>		<b>13-12-0</b>	
<b>HEAD COACHING TOTALS (16 seasons)</b>		<b>117-69-0</b>	
<b>CAREER (Collegiate) TOTALS</b>		<b>190-80-1</b>	



## tracy CLAEYS

**Defensive Coordinator | Second Season**  
**Kansas State (1994)**

- One of the primary architects of the No. 1 total defense, and the No. 2 scoring and rushing defense in the MAC.
- Huskies are looking to lead the league in total defense for the second consecutive season.
- Has worked on Jerry Kill's staff for the past 14 years.

### COACHING EXPERIENCE

2008-	Northern Illinois	Defensive Coordinator
2001-07	Southern Illinois	Defensive Coordinator
1999-2000	Emporia State	Defensive Coordinator
1995-98	Saginaw Valley State	Defensive Line
1994	Sante Fe Trail H.S.	Co-Defensive Coordinator

### PLAYING EXPERIENCE

1983-86	Clay Center Community H.S.	Defensive Line
---------	----------------------------	----------------

### POSTSEASON EXPERIENCE

2008	Northern Illinois	Independence Bowl
2003-07	Southern Illinois	FCS Playoffs

### EDUCATION

College	B.A., Kansas State, 1994	Secondary Education
High School	Clay Center Community (Kan.), 1987	



## matt LIMEGROVER

**Offensive Coordinator/Line | Second Season**  
**University of Chicago (1991)**

- Coached Jason Onyebuagu and Eddie Adamski to first team all-conference honors in 2009.
- Huskies lead the Mid-American Conference and rank 17th in the nation in rushing offense this season and are averaging over 30 points per game.
- Has worked on Jerry Kill's staff for the past 11 years.

### COACHING EXPERIENCE

2008-	Northern Illinois	Offensive Coordinator/Line
2001-07	Southern Illinois	Offensive Coordinator/Line
1999-2000	Emporia State	Offensive Line
1997-98	Ferris State	Offensive Line/Run Game Coord.
1995-96	Northwestern	Grad. Assistant
1994	University of Chicago	Interim Head Coach
1991-93	University of Chicago	Offensive Coordinator/Line

### POSTSEASON EXPERIENCE

2008	Northern Illinois	Independence Bowl
2003-07	Southern Illinois	FCS Playoffs
1996	Northwestern	Rose Bowl
1995	Northwestern	Citrus Bowl

### PLAYING EXPERIENCE

1987-90	Univ. of Chicago	Offensive Tackle
1983-86	Pittsburgh Central Catholic H.S.	Offensive Tackle

### EDUCATION

College	B.S., Univ. of Chicago, 1991	Public Policy Studies
	M.S., Northwestern, 2000	Liberal Studies
High School	Pittsburgh Central Catholic (Pa.), 1987	



## brian ANDERSON

**Tight Ends | Second Season**  
**Western Illinois (1994)**

- Four different tight ends have seen extensive action for the Huskies this season.
- Also serves as NIU's liaison to NFL scouts.
- Rockford native coached wide receivers at SIU.
- Has worked on Jerry Kill's staff for the past 9 years.

### COACHING EXPERIENCE

2008-	Northern Illinois	Tight Ends
2001-2007	Southern Illinois	Wide Receivers/Returns
1997-2000	Coffeyville C.C.	Wide Receivers/Returns
1996-97	Highland C.C.	Wide Receivers/Passing Game Coord.
1995-96	Western Illinois	Wide Receivers

### PLAYING EXPERIENCE

1990-92	Western Illinois	Wide Receiver
1988-90	Ellsworth C.C.	Wide Receiver



## P.J. FLECK

**Wide Receivers/Recruiting Coord. | Third Season**  
**Northern Illinois (2004)**

- NIU alum is one of two holdovers from former coach Joe Novak's staff.
- 2009 receiving group combined the young and the old as two senior receivers enjoyed their best seasons while true freshmen Martel Moore and Perez Ashford made an impact.

### COACHING EXPERIENCE

2007-	Northern Illinois	Wide Receivers
2006	Ohio State	Graduate Assistant

### PLAYING EXPERIENCE

2004-05	San Francisco 49ers	Wide Receiver
1999-01, 03	Northern Illinois	Wide Receiver



## jeff PHELPS

**Defensive Line | Fourth Season**  
**Ball State (1998)**

- Longest-tenured assistant coach on staff completed his fourth season at NIU in 2009.
- Defensive line played a big part in the Huskies' overall defensive success this year.
- Both senior Brandon Bice and junior Jake Coffman earned second-team all-MAC honors.

### COACHING EXPERIENCE

2006-	Northern Illinois	Defensive Tackles
2003-05	Hillsdale	Defensive Line
2000-02	DePauw	Linebackers/Running Backs
1999	Ball State	Graduate Assistant

### PLAYING EXPERIENCE

1994-97	Ball State	Linebacker
---------	------------	------------

COACHING STAFF



**tom MATUKEWICZ**

**Linebackers | Second Season**  
**Fort Hayes State (1997)**

- Part of defensive staff that has the Huskies ranked first in the MAC in total defense for the second straight season.
- Has successfully rotated the linebacking crew that includes a blend of newcomers and veterans.
- Completing his 10th year as a member of Jerry Kill's staff.

**COACHING EXPERIENCE**

2008-	Northern Illinois	Linebackers
2001-07	Southern Illinois	Linebackers
2000-01	Emporia State	Defensive Line
1999-2000	Coffeyville C.C.	Offensive Line/Tight Ends
1997-99	Pittsburg State	Offensive Tackles/Tight Ends
1996-97	Fort Hays St.	Defensive Line/Special Teams

**PLAYING EXPERIENCE**

1996-97	Silver Lake H.S.	Linebacker
---------	------------------	------------



**pat POORE**

**Quarterbacks | Second Season**  
**Fort Hayes State (1984)**

- Leads one of the youngest position groups on the team as NIU's top two signal-callers are both sophomores.
- Chandler Harnish is completing one of the top passing seasons in school history while back-up DeMarcus Grady led NIU to three wins in Harnish's absence.
- 25-year college coaching veteran.

**COACHING EXPERIENCE**

2008-	Northern Illinois	Quarterbacks
2001-07	Southern Illinois	Quarterbacks
1999-2000	Central Oklahoma	Assistant Coach
1997-99	Tarleton State	Offensive Coordinator
1995-96	Panhandle St.	Offensive Coordinator
1994-95	Iowa Wesleyan	Head Coach
1992-94	Iowa Wesleyan	Offensive Coordinator
1991-92	University of Chicago	Recruiting/Special Teams
1990-91	Colorado School of Mines	Defensive Backs/Special Teams
1988-89	Fort Hays State	Offensive Coordinator
1987-88	Fort Hays State	Defensive Backs
1985-86	Fort Hays State	Graduate Assistant

**PLAYING EXPERIENCE**

1980-84	Fort Hays State	Defensive Back
---------	-----------------	----------------



**robert REEVES**

**Running Backs | Second Season**  
**Saginaw Valley State (1996)**

- Coached Chad Spann to first team All-MAC honors as the junior has scored 20 touchdowns and gained 945 rushing yards this season.
- Me'co Brown was the third team All-MAC running back as the Huskies lead the league in rushing offense.
- Played for Jerry Kill at Saginaw Valley State before joining his coaching staff.

**COACHING EXPERIENCE**

2008-	Northern Illinois	Running Backs
2001-07	Southern Illinois	Running Backs
1998-2000	Emporia State	Running Backs
1996-98	Saginaw Valley State	Offensive G.A./Quarterbacks

**PLAYING EXPERIENCE**

1991-95	Saginaw Valley St.	Quarterback
---------	--------------------	-------------



**jay SAWVEL**

**Secondary/Special Teams | Second Season**  
**Mount Union (1993)**

- Part of defensive staff that has the Huskies ranked first in the MAC in total defense for the second straight season.
- Replaced three starters from a year ago in the secondary without missing a beat.
- Coordinates the NIU special teams units.

**COACHING EXPERIENCE**

2008-	Northern Illinois	Defensive Backs/Special Teams
2001-07	Southern Illinois	Defensive Backs/Special Teams
1999-2000	Ferris State	Defensive Backs/Special Teams
1996-99	Notre Dame	Graduate Assistant
1994-95	Eastern Kentucky	Graduate Assistant

**PLAYING EXPERIENCE**

1989-93	Mount Union Linebacker
---------	------------------------



**eric KLEIN**

**Director of Sports Performance | Second Season**  
**Carleton College (1993)**

- Has been a member of Jerry Kill's staff since 1994.
- Leads the Northern Illinois strength and conditioning area for all 17 NIU teams.
- Has overseen marked improvements in strength and speed among Huskie football team members since his arrival.

**COACHING EXPERIENCE**

2008-	Northern Illinois	Director of Sports Performance
2000-07	Southern Illinois	Head Strength & Conditioning
2000-01	Southern Illinois	Strength & Conditioning/Def. Line
1999-2000	Emporia State	Strength & Conditioning/Def. Line
1994-99	Saginaw Valley State	Strength & Conditioning/ Football Assistant/Track & Field Assistant

**athletic & university ADMINISTRATION**



**Dr. John Peters**  
UNIVERSITY  
PRESIDENT



**Jeff Compher**  
ASSOC. VP/  
ATHLETIC  
DIRECTOR



**Robert Collins**  
DEPUTY ATHLETIC  
DIRECTOR



**graduate ASSISTANTS**



**Brad Brachear**  
DEFENSE



**Nate Griffin**  
VIDEO



**Marc Webel**  
OFFENSE

**additional STAFF**

- Nick Deuel ..... Video
- Julie Edwards ..... Football Secretary
- Joyce James ..... Football Secretary
- Morgan Liggett ..... Website & Operations
- Chad Pearson ..... Sports Performance
- T.M. Senecaut ..... Operations

**football SUPPORT STAFF**



**Alvy Armstrong**  
EQUIPMENT



**Adam Clark**  
OPERATIONS



**Kammy Powell**  
ATHLETIC  
TRAINING



**Jeff Sisson**  
ATHLETIC  
TRAINING



**Francine St. Clair**  
ACADEMICS



**Joe Summins**  
MEDIA  
RELATIONS



**Donna Turner**  
MEDIA  
RELATIONS



**Eric Schultz**  
TICKET OFFICE



**Shelley Binegar**  
MARKETING

GAMES IN REVIEW

Wisconsin 28, NIU 20

Sept. 5, 2009 | 6 p.m. | Big Ten Network  
Madison, Wisc. | Camp Randall Stadium | 80,532

1

Chad Spann scored a pair of fourth-quarter touchdowns and recovered an onside kick, but Northern Illinois' late comeback at Wisconsin fell short as the Huskies dropped a 28-20 decision to the Badgers in the 2009 season-opener for both schools.

Chandler Harnish's fourth-down pass to Kyle Skarb from the Wisconsin 36-yard line was broken up to put an end to the Huskies' final hopes. That play came after Spann's onside kick recovery gave Northern Illinois possession on its own 44-yard line.

Earlier in the quarter, Spann scored on runs of one and two yards as NIU came back from a 28-6 deficit in the final period. Following Spann's second touchdown at 2:37, quarterback Chandler Harnish added the two-point conversion to pull the Huskies within eight.

Harnish finished with 174 yards on 15-of-24 passing. He completed passes of 31 and 27 yards to Skarb and tight end Bryan Beckner, respectively. Skarb led the Huskies with three catches for 42 yards, including a 31-yard hook-up that began the Huskies' first touchdown drive.

Northern Illinois' second touchdown came after linebacker Cory Hanson intercepted his second pass of the game, giving the Huskies the ball on the Wisconsin 31-yard line. Harnish hit Beckner for 14 yards and Spann picked up 17 yards on a screen pass, to key the NIU drive.

Prior to the fourth quarter, the Huskies managed a pair of Salerno field goals, of 40 and 29 yards. Those kicks, along with a gritty effort by the NIU defense, saw Northern Illinois go into halftime down just 14-6.

Wisconsin extended the lead to 21-6 on its first drive of the second half with an 11-play, 92-yard drive capped by a John Clay one-yard run. After the Huskies went three and out, the Badgers extended their lead to 28-6 with a 12-play, 67-yard drive with Clay again scoring from the one.

The Badgers finished the day with 152 rushing yards on 38 carries, UW quarterback Scott Tolzien completed 15-of-20 passes for 257 yards. On UW's very first play from scrimmage, Tolzien hit a wide-open Isaac Anderson on an 80-yard touchdown play.

Safety Tracy Wilson led the Huskie defense with 11 tackles, while Patrick George and Mike Sobol added seven stops apiece.

SCORING BY QUARTERS	1	2	3	4	Total
Northern Illinois	3	3	0	14	20
Wisconsin	7	7	14	0	28

SCORING SUMMARY

- UW - Anderson 80 pass from Tolzien (Welch kick), 1st 11:30 (1-80, 0:11)
- NIU - Salerno 40 FG, 1st 3:15 (5-39, 2:33)
- UW - Anderson 23 run (Welch kick), 2nd 14:52 (7-58, 3:15)
- NIU - Salerno 29 FG, 2nd 9:36 (9-59, 5:12)
- UW - Clay 1 run (Welch kick), 3rd 9:15 (11-92, 5:37)
- UW - Clay 1 run (Welch kick), 3rd 1:47 (12-67, 5:38)
- NIU - Spann 1 run (run failed), 4th 8:29 (9-76, 3:44)
- NIU - Spann 2 run (Harnish rush), 4th 2:47 (10-31, 5:33)

team & individual STATISTICS

	NIU..... WIS	
First Downs (R-P)	16 (5-8)..... 21 (8-11)	<b>Rushing</b> - NIU: Brown 11-64, Spann 9-20, Harnish 13-10, Palmer 2-6.
Rushes-Net Yards	35-100.....38-152	UW: Brown 14-51, Clay 15-43, Phillips 4-34, Anderson 1-23, Tolzien 1-6, Team 3(-5).
Passing Yards	174..... 281	<b>Passing</b> - NIU: Harnish 15-24-0, 174.
Passes (C-A-I)	15-24-0..... 18-25-2	UW: Tolzien 15-20-2, 257; Phillips 3-5-0, 24.
Plays-Total Yards	59-274.....63-433	<b>Receiving</b> - NIU: Skarb 3-42, Clark 3-11, Beckner 2-41, Spann 2-30, Lewis 2-19, Moore 1-13, Cox 1-12, Ashford 1-6. UW: Graham 6-82, Toon 5-72, Anderson 3-100, Brown 2-3, Moore 1-21, Turner 1-3.
Fumbles-Lost	1-1..... 1-1	<b>Tackles</b> - NIU: Wilson 11, George 7, Sobol 7, Coffman 7. UW: Maragos 9, McFadden 8.
Penalties-Yards	2-26..... 6-56	
Kickoff Returns-Yds	4-88..... 4-62	
Punt Returns-Yds	0-0..... 2-10	
3rd Down Conversions	3-12..... 7-12	
4th Down Conversions	0-1..... 0-0	
Punts-Average	5-37.8..... 2-33.0	
Possession Time	30:14..... 29:46	
Sacks By-Yards	0-0..... 3-21	

NIU 41, western illinois 7

Sept. 12, 2009 | 6:30 p.m. | Comcast SportsNet Chicago/GamePlan  
DeKalb, Ill. | Huskie Stadium | 21,427

2

The Northern Illinois football team racked up 244 yards rushing, and held visiting Western Illinois scoreless for nearly 55 minutes, recording a convincing 41-7 win over the Leathernecks in front of 21,427 fans at Huskie Stadium Saturday night.

The Huskies scored touchdowns on four of their first five possessions, including two touchdown runs by Chad Spann, and two touchdown passes by Chandler Harnish. Starting running back Me'co Brown finished the game with a game-high 119 yards on 14 carries, an average of 8.4 yards per carry.

Spann got NIU on the board first, capping off a 52-yard, two-play drive with a seven-yard touchdown scamper. Western Illinois answered with its only touchdown of the game, a 14-yard run on a bootleg by quarterback Matt Barr with 4:45 remaining in the opening quarter.

Spann scored again with 3:50 remaining in the opening stanza, capping off a 63-yard, nine-play scoring drive with a three-yard run. He then hauled in a 20-yard touchdown pass from Harnish at the 12:35 mark of the second quarter, giving the Huskies a commanding 21-7 advantage.

On NIU's ensuing drive, Jason Schepler capped off a methodical 10-play, 74-yard drive with a four-yard touchdown catch hurled by Harnish. The drive occupied 4:58, and ended at the 5:52 mark of the second stanza as the Huskies went into the locker room with a 28-7 advantage.

Kicker Mike Salerno added his first-of two field goals with 3:48 remaining in the third quarter, a 25-yard tally that capped off a 52-yard, six-play drive. Brown was rewarded with his lone touchdown of the game with 14:56 left in the fourth quarter, scoring on a one-yard run to extend the Huskies' lead to 38-7.

Salerno's final field goal, with 2:18 left, finished the game's scoring as Northern Illinois earned its first win over the Leathernecks since 1989.

The Huskie defense recovered two fumbles, broke up four passes and recorded four sacks and seven tackles for loss on the day. NIU limited Western Illinois to just 54 yards of offense and four first downs in the second half. Tracy Wilson led Northern Illinois with 10 stops while Sean Progar had a sack, a fumble recovery and a pass break up.

SCORING BY QUARTERS	1	2	3	4	Total
Western Illinois	7	0	0	0	7
Northern Illinois	14	14	3	10	41

SCORING SUMMARY

- NIU - Spann 7 run (Salerno kick), 1st 13:13 (2-52, 0:30)
- WIU - Barr 14 run (Egan kick), 1st 8:28 (10-75, 4:45)
- NIU - Spann 3 run (Salerno kick), 1st 3:50 (9-63, 4:38)
- NIU - Spann 20 pass from Harnish (Salerno kick), 2nd 12:35 (2-80, 0:48)
- NIU - Schepler 4 pass from Harnish (Salerno kick), 2nd 5:52 (10-74, 4:58)
- NIU - Salerno 25 FG, 3rd 3:48 (6-52, 2:28)
- NIU - M. Brown 1 run (Salerno kick), 4th 14:56 (5-14, 2:30)
- NIU - Salerno 34 FG, 4th 2:18 (6-38, 2:43)

team & individual STATISTICS

	WIU.....NIU	
First Downs (R-P)	16 (7-6)..... 20 (11-5)	<b>Rushing</b> - WIU: Gibbs 14-60, Barr 8-28, Gabelmann 2-9, Joboam 2(-3), Lunt 2(-12). NIU: Brown 14-117, Anderson 5-42, Spann 8-37, Grady 6-27, Harnish 6-21, Crider 1-3, Morris 1(-3).
Rushes-Net Yards	29-82..... 41-244	<b>Passing</b> - WIU: Barr 14-22-0, 117, Lunt 4-8-0, 24. NIU: Harnish 10-14-0, 143; Grady 1-4-0, 8.
Passing Yards	141..... 151	<b>Receiving</b> - WIU: Senatus 6-67, Morgan 4-28, Gibbs 3-10, Rideau 2-27, Gabelmann 2-10, Speight 1(-1). NIU: Clark 2-52, Moore 2-36, Cox 2-11, Spann 1-20, Beckner 1-15, Ashford 1-8, Marks 1-5, Schepler 1-4.
Passes (C-A-I)	18-30-0..... 11-18-0	<b>Tackles</b> - WIU: Kreczmer 12, Glazier 12. NIU: Wilson 10, Sobol 8.
Plays-Total Yards	59-223..... 59-395	
Fumbles-Lost	3-2..... 1-1	
Penalties-Yards	4-38..... 5-32	
Kickoff Returns-Yds	8-155..... 2-63	
Punt Returns-Yds	1-7..... 2-5	
3rd Down Conversions	5-13..... 5-11	
4th Down Conversions	0-2..... 1-1	
Punts-Average	6-43.0..... 2-42.0	
Possession Time	32:10..... 27:50	
Sacks By-Yards	0-0..... 4-23	

GAMES IN REVIEW

NIU 28, purdue 21

Sept. 19, 2009 | 11 a.m. | Big Ten Network  
West Lafayette, Ind. | Ross-Ade Stadium | 53,240



Northern Illinois (2-1) used a powerful rushing attack, a stalwart defense and a gutsy call to claim its first win over a Big Ten Conference team in 21 years with a 28-21 victory over Purdue (1-2) at Ross-Ade Stadium in West Lafayette, Ind.

Sophomore Me'co Brown rushed for a career-high 150 yards on 26 carries and scored on a 67-yard run, while Indianapolis native Chad Spann scored a pair of touchdowns and gained 80 yards on 18 carries to key the Huskies' rushing attack. Northern Illinois totaled 280 yards on 57 tries on the day to average 4.9 yards per rush.

Northern Illinois won its second-ever game against a team from the Big Ten and its first in 20 tries. Behind Bluffton, Ind. native Chandler Harnish at quarterback, the NIU offense controlled the clock as they held the ball for nearly 42 minutes in the game, 41:40 to 18:20 for Purdue, including a 20:52-9:08 edge in the second half.



"It was a hard-nosed, physical game," said NIU Head Coach Jerry Kill. "It is a great win for the school and the players. I am proud of our guys. We will enjoy this one a little bit, but come Sunday after we watch the film, we'll start getting ready for next week."

"It's a real speechless feeling," Harnish said. "I had a lot of family

SCORING BY QUARTERS	1	2	3	4	Total
Northern Illinois	0	21	7	0	28
Purdue	7	0	7	7	21

SCORING SUMMARY

- PUR - Valentin 62 punt return (Wiggs kick), 1st 5:19
- NIU - Spann 1 run (Salerno kick), 2nd 13:33 (14-62, 6:46)
- NIU - Brown 67 run (Salerno kick), 2nd 8:21 (3-80, 1:20)
- NIU - Cunningham 10 pass from Harnish (Salerno kick), 2nd 0:34 (4-23, 1:32)
- NIU - Spann 11 run (Salerno kick), 3rd 2:43 (13-72, 6:15)
- PUR - Elliott 58 run (Wiggs kick), 3rd 2:24 (1-58, 0:19)
- PUR - Elliott 6 run (Wiggs kick), 4th 5:42 (11-80, 3:33)

Team & individual STATISTICS

NIU.....	PUR	<b>Rushing</b> - NIU: Brown 26-150, Spann 18-80, Harnish 11-35, Anderson 1-11, Palmer 1-4. PUR: Elliott 6-68, Bolden 2-64, Taylor 2-9, Valentin 1-7, Adams 1-0, Crank 1-(-1).
First Downs (R-P)	23 (12-10)..... 14 (6-7)	<b>Passing</b> - NIU: Harnish 15-26-1, 174. PUR: Elliott 20-31-0, 188; Team 0-2-0, 0.
Rushes-Net Yards	57-280..... 23-147	<b>Receiving</b> - NIU: Lewis 4-49, Skarb 2-46, Brown 2-22, Cox 2-17, Palmer 2-17, Cunningham 1-10, Ashford 1-7, Moore 1-6. PUR: Adams 5-42, Valentin 5-39, Smith 5-37, Bolden 4-62, Carlos 1-8.
Passing Yards	174..... 188	<b>Tackles</b> - NIU: Wilson 8, Hanson 7. PUR: Williams 11, Carlino 10.
Passes (C-A-I)	15-26-1..... 20-33-0	
Plays-Total Yards	83-454..... 56-335	
Fumbles-Lost	1-1..... 3-3	
Penalties-Yards	6-51..... 3-20	
Kickoff Returns-Yds	3-67..... 4-86	
Punt Returns-Yds	2-4..... 5-81	
3rd Down Conversions	8-19..... 5-14	
4th Down Conversions	1-1..... 0-2	
Punts-Average	7-40.0..... 6-47.5	
Possession Time	41:40..... 18:20	
Sacks By-Yards	0-0..... 1-8	

and friends in town and it was special to win in front of them. I am really proud of our team and the way we responded."

The Huskie defense also came up big, forcing six punts and five "three and outs" in the game. Purdue tailback Ralph Bolden, who came into the game as the nation's leading rusher, was held to 64 yards on 12 carries. The Boilermakers totaled just four first downs and 74 total yards in the first half.

"The defensive staff and players deserve a lot of the credit," Kill said. "They played hard-nosed football and everyone filled their gaps well. Overall, we played very disciplined football."

Offensively, Northern Illinois was six-of 10 on third downs conversions in the first half while building a 21-7 lead on the strength of three second-quarter touchdowns.

"Third-down conversions were a real key for us," Harnish said. "We were able to keep their offense off the field. I am also extremely proud of how our offensive line played. We showed that we can move the ball down the field. The offensive line played out of this world in this environment, and Me'co Brown and Chad Spann had some incredible runs."

Trailing 7-0 after Purdue scored on a 62-yard punt return by Aaron Valentin, Spann tied the game on a one-yard touchdown run to close out a methodical 14-play, 62-yard drive that consumed 6:46 on the clock. One possession later, Brown went for the quick strike as he followed his blocking around the right side, juiced a defender and scored on a career-long 67-yard run to put the Huskies ahead for good.

Late in the half, the Huskies took advantage of the second muffed punt of the day by Purdue's Aaron Valentin as Kiaree Daniels recovered the ball on the Purdue 23. Three plays later, Harnish hit senior Reed Cunningham in the corner of the end zone for a 10-yard score and a 21-7 NIU halftime lead.

Defenses dominated the early part of the third quarter before Northern Illinois embarked on a 13-play, 72-yard drive that took 6:15 off the clock with Spann scoring from 11 yards out for the 28-7 NIU lead.

That 21-point edge was short-lived as Purdue quarterback Joey Elliott found a seam in the NIU defense on first-and-10 from the Purdue 42 and ran 58 yards to close the gap to 28-14 at the end of the third quarter.

On its second possession of the final quarter, Northern Illinois drove to the Purdue seven thanks largely to a 41-yard hook-up between Harnish and fullback Kyle Skarb, but Huskie kicker Mike Salerno was wide right on a 25-yard field goal and Purdue's hopes were still alive.

The Boilermakers drove 80 yards in 11 plays, with Elliott scoring his second touchdown on a six-yard run with 5:42 remaining.

After a penalty on the kickoff, the Huskies took over on their own eight-yard line. Three plays resulted in just eight yards, giving NIU a fourth-and-two on their own 16. From punt formation, Nolan Owen snapped the ball to up-back Justin Anderson, who rushed 11 yards for a critical first down. The Huskies drove all the way to the NIU 47, taking almost all the time off the clock before Salerno punted to the end zone.

"A call like that a lot of times can get you fired, but our staff and I made the call," Kill said. "We have worked on that play for a few weeks now. It was one of the more gutsy calls I have made in my career."

With only 18 seconds on the clock, Purdue could reach only its own 49 and NIU celebrated a landmark victory.



GAMES IN REVIEW

idaho 34, NIU 31

Sept. 26, 2009 | 2:30 p.m. | Comcast SportsNet Chicago/GamePlan  
DeKalb, Ill. | Huskie Stadium | 16,320

4

Northern Illinois scored the last 15 points of the game, but was unable to overcome an 18-point deficit in a 34-31 loss to Idaho.

The Huskies got within three points with 5:51 left on a one-yard touchdown rush and two-point conversion by Me'co Brown. NIU's Jordan Delegal set up the score by blocking a Vandal punt, giving Northern Illinois the ball at the Idaho one-yard line.

Idaho sealed the win with an 11-play, 68-yard drive. UI converted a key third-and-three with a 25-yard completion from quarterback Nathan Enderle to Eric Greenwood.

The Huskies opened the game with a 12-play, 79-yard drive that saw NIU quarterback Chandler Harnish explode for a 29-yard rush. The drive stalled, and Mike Salerno made the first of three field goals on the day to give the Huskies a 3-0 lead with 6:03 left in the first quarter.

In the second period, Enderle completed touchdown passes to three different receivers, including a 58-yard catch and run for Princeton McCarty. The Huskies countered with a seven-yard scoring pass from Harnish to Willie Clark and a last-second field goal by Salerno to head into the locker room trailing 21-13.

On Idaho's first possession of the second half, Enderle guided the Vandals 76 yards in 7:01, with the drive ending with a one-yard rush by De'Maunday Woolridge. Salerno added a field goal for the Huskies, but Idaho kicker Trey Farquhar countered with two threes. The scores left Northern Illinois down 34-16 with 11:30 remaining in the game.

Harnish led NIU on a 60-yard drive, culminating in a four-yard scoring toss to Landon Cox. After the PAT, NIU trailed 34-23 with 8:25 left.

The Huskie defense forced Idaho into a three-and-out, setting up Delegal's blocked punt and Brown's touchdown. Harnish finished the day with 184 yards through the air on 17-of-23 passing and led the Huskies' ground attack with 13 rushes for 62 yards. Idaho's Enderle went 18-of-23 throwing for 270 yards and three scores.

SCORING BY QUARTERS	1	2	3	4	Total
Idaho	0	21	7	6	34
Northern Illinois	3	10	3	15	31

SCORING SUMMARY

- NIU - Salerno 23 FG, 1st 8:57 (12-79, 6:03)
- UI - Hardy 26 pass from Enderle (Farquhar kick), 2nd 13:07 (8-80, 3:14)
- UI - Jackson 21 pass from Enderle (Farquhar kick), 2nd 5:34 (7-64, 4:09)
- NIU - Clark 7 pass from Harnish (Salerno kick), 2nd 1:50 (8-62, 3:44)
- UI - McCarty 58 pass from Enderle (Farquhar kick), 2nd 0:47 (7-92, 1:03)
- NIU - Salerno 50 FG, 2nd 0:00 (6-29, 0:41)
- UI - Woolridge 1 run (Farquhar kick), 3rd 7:59 (12-76, 7:01)
- NIU - Salerno 25 FG, 3rd 3:12 (11-71, 4:47)
- UI - Farquhar 33 FG, 4th 14:41 (9-59, 3:31)
- UI - Farquhar 40 FG, 4th 11:30 [4-(-2), 1:26]
- NIU - Cox 4 pass from Harnish (Salerno kick), 4th 8:25 (9-60, 3:05)
- NIU - Brown 1 run (Brown rush), 4th 5:51 (1-1, 0:01)

team & individual STATISTICS

	Idaho	NIU		UI
First Downs (R-P)	24 (11-12)	18 (6-9)	<b>Rushing</b>	UI: Woolridge 19-143, McCarty 11-52, Jackson 7-20, Komar 1-5, Team 2-(-4), Enderle 4-(-9). NIU: Harnish 13-62, Brown 12-46, Spann 4-15, Williams 1-5.
Rushes-Net Yards	44-207	30-128	<b>Passing</b>	UI: Enderle 18-23-0, 270. NIU: Harnish 17-23-0, 184; Team 0-1-0, 0.
Passing Yards	270	184	<b>Receiving</b>	UI: Greenwood 3-67, Davis 3-29, Shaw 3-28, Hardy 2-46, Jackson 2-25, McCarty 1-58, Small 1-12, Woolridge 1-4, Bailey 1-2, Komar 1-(-2). NIU: Cox 5-53, Brown 3-31, Moore 3-23, Spann 2-32, Clark 2-20, Lewis 1-17, Beckner 1-8.
Passes (C-A-I)	18-23-0	17-24-0	<b>Tackles</b>	UI: Keo 11, Jones 8. NIU: Hanson, Kube, Schiller 11 (all).
Plays-Total Yards	67-477	54-312		
Fumbles-Lost	2-0	2-0		
Penalties-Yards	5-54	6-69		
Kickoff Returns-Yds	4-69	6-155		
Punt Returns-Yds	1-34	1-14		
3rd Down Conversions	8-13	4-10		
4th Down Conversions	0-0	1-1		
Punts-Average	1-0.0	2-49.5		
Possession Time	34:13	25:47		
Sacks By-Yards	2-15	3-17		

NIU 38, western michigan 3

Oct. 3, 2009 | 2:30 p.m. | Comcast SportsNet Chicago/GamePlan  
DeKalb, Ill. | Huskie Stadium | 17,608

5

Chad Spann rushed for a career-high 132 yards and three touchdowns, and the Huskie defense forced four turnovers, leading to Northern Illinois' convincing 38-3 win over Mid-American Conference West Division rival Western Michigan at Huskie Stadium.

The win broke a three-game losing streak to Western Michigan, dating back to the 2006 season. Me'co Brown added 92 rushing yards on 15 carries as the Huskies' gained 255 yards rushing.

NIU's defense intercepted All-MAC quarterback Tim Hiller three times, and forced three more fumbles, recovering one. Defensive end Jake Coffman's pick on the first play of the fourth quarter was returned 79 yards for a Huskie touchdown.

NIU struck first, capitalizing on a nine-play drive that occupied 4:29. Spann carried the ball five times, including a 15-yard scamper to the NIU 49. The Huskies scored two plays later when Harnish completed a 33-yard touchdown strike to sophomore Nathan Palmer.

Western Michigan strung together a 16-play, 64-yard drive, but the Broncos came up empty when a fake field goal attempt on fourth-and-seven from the NIU 18 gained just two yards.

The Broncos got on the board on their next possession when John Potter converted a 40-yard field goal with 14:13 remaining in the half.

Northern Illinois responded with a 12-play, 69-yard scoring drive that ended in a one-yard touchdown run by Chad Spann.

NIU re-gained possession with 2:23 left in the second quarter, when Kiaree Daniels picked off Hiller's pass. Seven plays later, Spann's 20-yard touchdown run on fourth-and-one completed a seven-play, 56-yard drive.

The Huskies began the second half by forcing another turnover when Patrick George picked off Hiller's first pass attempt of the period. NIU responded with a quick three-play, 12-yard scoring drive, capped off by Spann's third rushing touchdown of the game to give NIU a 28-3 lead.

NIU's lead was extended to 31-3 when Mike Salerno booted a 22-yard field goal with 3:59 remaining in the third quarter. NIU added 54 rushing yards in the quarter, and took the 28-point lead into the fourth stanza.

Coffman gave NIU a 38-3 advantage 13 seconds into the fourth quarter, intercepting Hiller's pass and returning it 79 yards for a touchdown for the sixth-longest interception return in school history.

SCORING BY QUARTERS	1	2	3	4	Total
Western Michigan	0	3	0	0	3
Northern Illinois	7	14	10	7	38

SCORING SUMMARY

- NIU - Palmer 33 pass from Harnish (Salerno kick), 1st 10:30 (9-74, 4:29)
- WMU - Potter 40 FG, 2nd 14:13 (8-32, 2:22)
- NIU - Spann 1 run (Salerno kick), 2nd 7:53 (12-69, 6:20)
- NIU - Spann 20 run (Salerno kick), 2nd 1:17 (7-56, 4:13)
- NIU - Spann 5 run (Salerno kick), 3rd 13:28 (3-12, 1:19)
- NIU - Salerno 22 FG, 3rd 3:59 (10-76, 4:11)
- NIU - Coffman 79 INT return (Salerno kick), 4th 14:47

team & individual STATISTICS

	WMU	NIU		UI
First Downs (R-P)	15 (5-10)	20 (16-4)	<b>Rushing</b>	WMU: West 14-54, Burdi 1-14, Winchester 5-7, Carder 1-1, Ponder 1-0, Hiller 1-(-3). NIU: Spann 22-132, Brown 15-88, Grady 3-18, Harnish 6-15, Anderson 2-6, Cridler 1-0, Morris 1-(-4).
Rushes-Net Yards	23-73	50-255	<b>Passing</b>	WMU: Hiller 18-35-3, 176; Arnhem 1-1-0, 2; Carder 0-1-0, 0. NIU: Harnish 9-15-0, 135.
Passing Yards	178	135	<b>Receiving</b>	WMU: White 6-81, Arnhem 5-49, Ravenell 3-19, Ponder 2-10, West 1-14, Thompson 1-3, Potter 1-2. NIU: Cox 3-14, Palmer 2-41, Skarb 1-33, Cunningham 1-27, Brown 1-13, Lewis 1-7.
Passes (C-A-I)	19-37-3	9-15-0	<b>Tackles</b>	WMU: Dixon 11, Pritchard 10. NIU: Wilson 7, Kube 5, C. Smith 5.
Plays-Total Yards	60-251	65-390		
Fumbles-Lost	3-1	1-0		
Penalties-Yards	1-9	6-30		
Kickoff Returns-Yds	3-62	2-31		
Punt Returns-Yds	2-10	2-35		
3rd Down Conversions	5-14	6-14		
4th Down Conversions	1-2	1-1		
Punts-Average	6-45.7	5-36.6		
Possession Time	23:07	36:53		
Sacks By-Yards	0-0	0-0		

GAMES IN REVIEW

toledo 20, NIU 19

Oct. 17, 2009 | 6 p.m.  
Toledo, Ohio | Glass Bowl | 17,012

6

Mike Salerno's 42-yard field goal attempt with 37 seconds left was blocked by Toledo's Barry Church, allowing the Rockets to claim a 20-19 Mid-American Conference victory over Northern Illinois at the Glass Bowl.

Salerno's attempt came after a 10-play, 50-yard drive by the Huskies that started with 2:43 left in the game. The drive was highlighted by a 21-yard completion from Chandler Harnish to Perez Ashford on fourth and 13 and a 28-yard hook-up between Harnish and Landon Cox to the UT 29.

Northern Illinois (3-3, 1-1 MAC) matched Toledo's touchdown total with three, but Salerno's first extra point attempt of the game was blocked, and Harnish was stopped inches from the goal line on a two-point conversion attempt after the Huskies' third score.

Northern Illinois fell behind 14-0 as Toledo (4-3, 1-1) put up a pair of first half touchdowns on a 17-yard touchdown rush by DaJuane Collins with 44 seconds left in the first quarter and a 26-yard pass from UT backup quarterback Austin Dantin to Tim Cortazzo with 6:28 left in the half. That score completed a nine-play, 99-yard drive by the Rockets.

Collins ran for 139 yards on 16 carries and two scores on the night, and Toledo freshman receiver Eric Page caught 10 passes for 127 yards.

The Huskies answered UT's second score with a 10-play, 76-yard march that ended with a one-yard touchdown run by Me'co Brown, who led NIU with 22 rushes for 94 yards on the night. After Salerno's PAT try was blocked, Toledo held a 14-6 halftime lead.

Northern Illinois cut the lead to one on the first possession of the second half as Harnish led NIU 72 yards on 13 plays for the score. His one-yard sneak and Salerno's PAT left the Huskies trailing by one, 14-13 with 8:17 remaining in the third period.

NIU took its first lead after Cory Hanson's interception set the Huskies up at the Toledo 11. Two plays later, Harnish dove in for the score. His two-point rushing try failed, but Northern Illinois held its first lead of the game, 19-14, with 13:37 left on the clock.

Toledo answered on its next drive. After losing Dantin to injury, third team QB Alex Pettee completed a 21-yard pass to Page to the NIU 14, before handing the ball off to Collins three straight times, with the last resulting in a four-yard score. Toledo's two-point try was no good.

The Huskie defense held UT's offense below its season averages for both passing and total yards, NIU converted more third downs than the Rockets and Northern Illinois won the turnover battle, 3-1.

SCORING BY QUARTERS	1	2	3	4	Total
Northern Illinois	0	6	7	6	19
Toledo	7	7	0	6	20

SCORING SUMMARY

- TOL - Collins 17 run (Steigerwald kick), 1st 00:44 (1-32, 0:12)
- TOL - Cortazzo 26 pass from Dantin (Steigerwald kick), 2nd 6:28 (9-99, 4:55)
- NIU - Brown 1 run (Salerno kick blocked), 2nd 1:27 (10-76, 4:56)
- NIU - Harnish 1 run (Salerno kick), 3rd 8:17 (13-72, 6:39)
- NIU - Harnish 1 run (Harnish run failed), 4th 13:44 (2-11, 0:16)
- TOL - Collins 4 run (Pettee pass failed), 4th 7:05 (10-90, 6:32)

Team & individual STATISTICS

	NIU.....TOL	
First Downs (R-P)	18 (10-8).....21 (7-13)	<u>Rushing</u> - NIU: Brown 22-94, Harnish 9-42, Spann 6-28. UT: Collins 16-139, Dantin 12-14, Williams 2-5, Page 2-1, Team 1-(-1), Pettee 1-(-1).
Rushes-Net Yards	37-164.....34-157	<u>Passing</u> - NIU: Harnish 15-24-1, 157; Team 0-2-0, 0. UT: Dantin 17-24-1, 202; Pettee 2-2-0, 28.
Passing Yards	157.....230	<u>Receiving</u> - NIU: Cox 6-70, Ashford 3-32, Lewis 2-36, Clark 2-15, Moore 1-3, Brown 1-1. UT: Page 10-127, Williams 3-50, Bailey 2-15, Noble 2-11, Cortazzo 1-26, Williams 1-1.
Passes (C-A-I)	15-26-1.....19-26-1	<u>Tackles</u> - NIU: Hanson 11, Schiller 9, Bryant 8, Kube 8, Bice 8. UT: Donald 13, Church 12.
Plays-Total Yards	63-321.....60-387	
Fumbles-Lost	0-0.....4-2	
Penalties-Yards	9-67.....7-59	
Kickoff Returns-Yds	3-50.....4-104	
Punt Returns-Yds	2-3.....1-41	
3rd Down Conversions	7-14.....5-12	
4th Down Conversions	1-1.....1-1	
Punts-Average	5-42.8.....3-38.7	
Possession Time	30:07.....29:53	
Sacks By-Yards	2-9.....0-0	

NIU 27, miami 22

Oct. 24, 2009 | Noon  
Oxford, Ohio | Yager Stadium | 9,884

7

By effectively running the football on offense and stopping the run on defense, Northern Illinois claimed a hard-fought 27-22 Mid-American Conference victory over Miami (Ohio) University at Yager Stadium.

Tailback Chad Spann ran for 156 yards, including touchdown runs of 40 and 42 yards, and the Northern Illinois defense held Miami to a school-record minus 11 rushing yards to key the NIU victory. The Huskies totaled eight sacks on the day, the most by an NIU team since 2002, with junior Jake Coffman recording a career-high 2.5 sacks.

The Huskies also got big plays on special teams, including a 44-yard punt return touchdown by Perez Ashford, a 42-yard punt return by Tommy Davis to set up an NIU field goal, and a pair of blocked place kicks.

At quarterback, DeMarcus Grady stepped in for injured starter Chandler Harnish (knee) to lead the Huskie offense. Grady passed for 60 yards while completing six-of-10 passes, but made big plays with his feet, rushing for 55 yards on 10 carries.

Northern Illinois took a 17-0 lead in the first quarter. Spann scored his first touchdown on a 42-yard run to close out a seven-play, 80-yard drive, and Davis' 42-yard punt return set up the Huskies at the Miami 11. After a tackle for loss, Mike Salerno hit a 44-yard field goal to put NIU up 10-0.

Miami's next punt went to Ashford, who followed his blocks to the end zone to earn NIU's first punt return touchdown since 2005.

Miami's defense stiffened and the RedHawks got on the board on a 14-yard scoring pass from Zac Dysert to Antwon Robinson with 35 seconds to go before half.

In the fourth quarter, Miami closed the gap to 17-10 on a 32-yard field goal but Northern Illinois' Salerno answered with a 25-yard three after a drive that was keyed by Grady's 33-yard pick-up.

With NIU holding onto a 20-10 lead, Miami put together another time-consuming drive. A four-yard hook-up between Dysert and Jamal Rogers brought the RedHawks within four points at 20-16, but the extra point was blocked by Northern Illinois' D.J. Pirkle.

NIU's Tommy Davis recovered Miami's onside kick attempt with 1:55 remaining and two plays later, Spann scored on a 40-yard run, securing the Northern Illinois victory.

SCORING BY QUARTERS	1	2	3	4	Total
Northern Illinois	17	0	0	10	27
Miami	7	7	0	15	22

SCORING SUMMARY

- NIU - Spann 42 run (Salerno kick), 1st 8:01 (7-80, 3:14)
- NIU - Salerno 44 FG, 1st 5:05 [4-(-16), 1:46]
- NIU - Ashford 44 punt return (Salerno kick), 1st 2:42
- MU - Robinson 14 pass from Dysert (Cook kick), 2nd 0:35 (7-71, 2:35)
- MU - Cook 32 FG, 4th 12:49 (13-41, 7:01)
- NIU - Salerno 25 FG, 4th 6:14 (11-50, 6:29)
- MU - Rogers 4 pass from Dysert (Cook kick blocked), 4th 1:58 (10-68, 4:07)
- NIU - Spann 40 run (Salerno kick), 4th 0:58 (2-43, 0:57)
- MU - Robinson 24 pass from Dysert, 4th 0:00 (6-71, 0:57)

Team & individual STATISTICS

	NIU.....MIAMI	
First Downs (R-P)	14 (12-2).....21 (4-13)	<u>Rushing</u> - NIU: Spann 21-156, Grady 10-55, Anderson 1-0, Ashford 1-(-2), Team 1-(-2), Brown 5-(-5).
Rushes-Net Yards	39-202.....27-(-11)	MU: Lawson 9-26, Robinson 1-4, Merriweather 3-0, Team 1-(-9), Dysert 13-(-32).
Passing Yards	60.....348	<u>Passing</u> - NIU: Grady 6-10-0, 60. MU - Dysert 27-37-0, 348, Team 0-1-0, 0.
Passes (C-A-I)	6-10-0.....27-38-0	<u>Receiving</u> - NIU: Moore 3-17, Cox 2-37, Brown 1-6. MU: Robinson 7-123, Lawson 6-78, Rogers 4-42, Cruse 2-22, Green 2-19, Swift 2-16, Coombs 2-16, Anderson 1-26, Marck 1-6.
Plays-Total Yards	49-262.....65-337	<u>Tackles</u> - NIU: Delegal 7, Wilson 7, C. Smith 5. MU: Wedge 9, Bowers 8.
Fumbles-Lost	2-1.....2-0	
Penalties-Yards	7-67.....6-50	
Kickoff Returns-Yds	3-69.....5-103	
Punt Returns-Yds	4-90.....3-18	
3rd Down Conversions	5-11.....4-13	
4th Down Conversions	0-0.....0-0	
Punts-Average	4-43.2.....5-42.6	
Possession Time	27:21.....32:39	
Sacks By-Yards	8-66.....2-14	

GAMES IN REVIEW

NIU 27, akron 10

Oct. 31, 2009 | 11 a.m. | ESPN Plus/ESPN GamePlan  
DeKalb, Ill. | Huskie Stadium | 10,148

8

Chad Spann refused to go down. For 28 yards he broke tackles, bounced off defenders, and fought his way into the end zone to give Northern Illinois the go-ahead score in a come-from-behind, 27-10 win over Akron Saturday at Huskie Stadium.

Spann's score put the Northern Illinois on top 13-10 early in the fourth quarter. He followed that with a two-yard score on the ensuing Huskie drive to put NIU ahead 20-10 with 7:59 to play. Spann finished the day with 125 yards on 21 carries to record his second straight 100-yard rushing game.

Akron, which lost its sixth straight game, did not go down without a fight. The Zips claimed a 10-6 lead with 5:25 remaining in the third quarter, when running back Alex Allen completed an 80-yard touchdown pass to wide receiver Andre Jones. NIU scored 21 unanswered points to provide the final scoring, including a seven-yard dash by Nathan Palmer with just 46 seconds remaining.

NIU started the rushing attack early, accumulating 125 first-half rushing yards that led to a pair of first-half scores. Senior Mike Salerno capped an eight-play, 46-yard drive with a 22-yard field goal to give NIU a 3-0 lead and tacked on three more with a boot from 37 yards in the second quarter, putting the Huskies ahead, 6-0, at halftime.

Akron answered with a field goal drive to open the third quarter. Completions of 21 and 20 yards by Patrick Nicely keyed the drive, that ended in a 34-yard three by Branko Rogovic.

Down 20-10 after Spann's second score, Akron drove into the NIU red zone with less than eight minutes remaining, but the drive ended after Brandon Bice sacked Nicely, forcing a fumble that was recovered by NIU's Tracy Wilson. The Zips never threatened again, allowing the Huskies to tally the final score with less than one minute remaining.

Quarterback DeMarcus Grady, making his second-straight start for injured signal caller Chandler Harnish, rushed for 109 yards on 20 carries - neither he, nor the Huskies, committed a turnover in the game.

Nicely finished 11-for-27 through the air for 124 yards, and was sacked three times. Jones reeled in six catches for 154 yards, with 80 of them coming on the Zips' lone scoring play in the third quarter. The NIU defense did not allow Akron to convert a third down in 10 attempts.

SCORING BY QUARTERS	1	2	3	4	Total
Akron	0	0	10	0	10
Northern Illinois	3	3	0	21	27

SCORING SUMMARY

- NIU - Salerno 22 FG, 1st 2:41 (8-46, 3:40)
- NIU - Salerno 37 FG, 2nd 2:50 (10-45, 5:00)
- UA - Rogovic 34 FG, 3rd 10:42 (10-55, 4:18)
- UA - Jones 80 pass from Allen (Rogovic kick), 3rd 5:25 (1-80, 0:11)
- NIU - Spann 28 run (Salerno kick), 4th 13:35 (6-47, 2:52)
- NIU - Spann 2 run (Salerno kick), 4th 7:59 (7-53, 3:56)
- NIU - Palmer 7 run (Salerno kick), 4th 0:46 (5-27, 2:13)

team & individual STATISTICS

	Akron.....NIU	
First Downs (R-P)	12 (1-7).....18 (15-2)	<u>Rushing</u> - UA: Alexander 19-48, Martin 1-2, Nicely 4-(-19). NIU: Spann 21-125, Grady 20-109, Palmer 2-30, Brown 10-13, Team 1-(-2).
Rushes-Net Yards	24-31.....54-275	<u>Passing</u> - UA: Nicely 11-27-0-124; Allen 1-80-0, 80. NIU: Grady 10-18-0, 62.
Passing Yards	204.....62	<u>Receiving</u> - UA: Jones 6-154, Bruce 2-9, LaFrance 1-18, Miller 1-14, Martin 1-7, Alexander 1-2. NIU: Ashford 4-30, Clark 3-18, Lewis 2-11, Skarb 1-3.
Passes (C-A-I)	12-28-0.....10-18-0	<u>Tackles</u> - UA: Wagner 12, Sewell 11. NIU: Wilson 7, Hanson 7, Sobol 5, Schiller 5.
Plays-Total Yards	52-235.....72-337	
Fumbles-Lost	1-1.....1-0	
Penalties-Yards	7-45.....9-105	
Kickoff Returns-Yds	6-77.....3-43	
Punt Returns-Yds	3-(-2).....3-32	
3rd Down Conversions	0-10.....10-19	
4th Down Conversions	0-0.....1-1	
Punts-Average	7-33.4.....5-49.0	
Possession Time	22:56.....37:04	
Sacks By-Yards	1-10.....3-16	

NIU 50, eastern michigan 6

Nov. 5, 2009 | 6:30 p.m. | ESPN  
DeKalb, Ill. | Huskie Stadium | 10,527

9

Tommy Davis got Northern Illinois off to a running start, and the Huskies never stopped in a 50-6 win over Eastern Michigan Thursday night at Huskie Stadium.

Davis returned the game's opening kickoff 86 yards for a touchdown, the first for NIU since 2002. The Huskie offense totaled 537 yards of total offense, including 418 on the ground.

In the first half, NIU tailback Chad Spann rushed for touchdowns of 65 and 79 yards on his first two touches of the night, and Landon Cox caught scores of 30 and 31 yards from DeMarcus Grady. By halftime, Northern Illinois had scored 37 points. The Eagles mustered just six points in the game, despite three trips to the red zone.

After Eastern Michigan answered Davis' kickoff return score with a 21-yard field goal by Joe Carithers, Grady and Cox connected for the first time to put the Huskies up 13-3.

On the ensuing possession, EMU drove 78 yards to the NIU three, but settled for a second field goal after NIU's Tracy Wilson broke up a sure touchdown pass.

With NIU leading 13-6, Spann needed just one play to score as he got past the first group of defenders, made a cut to the sideline and went 65 yards for his 14th rushing TD of the season.

After Mike Salerno hit the first of his three field goals, Spann took his second touch of the game 79 yards to the endzone to up the lead to 24 points. Grady and Cox connected again to put NIU up 37-6 at halftime.

In the second half, the Northern Illinois defense mirrored the success of the Huskie offense, holding Eastern Michigan to just 30 net yards in the half, and the Eagles never advanced past their own 38-yard line. Led by Cory Hanson's two, the Huskies racked-up nine tackles-for-loss including two sacks in the game.

Spann and Grady each totaled more than 100 yards rushing for the second straight game. Spann finished the day with a career-best 175 yards, while Grady ran for 104 yards and a touchdown on 10 carries.

SCORING BY QUARTERS	1	2	3	4	Total
Eastern Michigan	6	0	0	0	6
Northern Illinois	20	17	10	3	50

SCORING SUMMARY

- NIU - Davis 86 kickoff return (Salerno kick blocked), 1st 14:46
- EMU - Carithers 21 FG, 1st 10:45 (5-24, 1:49)
- NIU - Cox 30 pass from Grady (Salerno kick), 1st 7:26 (6-73, 3:19)
- EMU - Carithers 20 FG, 1st 1:56 (10-78, 5:30)
- NIU - Spann 65 run (Salerno kick), 1st 1:39 (1-65, 0:17)
- NIU - Salerno 26 FG, 2nd 10:46 (8-78, 4:04)
- NIU - Spann 79 run (Salerno kick), 2nd 6:43 (1-79, 0:11)
- NIU - Cox 31 pass from Grady (Salerno kick), 2nd 0:47 (7-70, 3:41)
- NIU - Salerno 36 FG, 3rd 8:20 (8-52, 4:16)
- NIU - Grady 5 run (Salerno kick), 3rd 2:37 (8-51, 4:41)
- NIU - Salerno 22 FG, 4th 7:25 (9-30, 4:26)

team & individual STATISTICS

	EMU.....NIU	
First Downs (R-P)	9 (6-2).....21 (15-4)	<u>Rushing</u> - EMU: Priest 17-75, Gillett 4-36, Welch 3-8, Blevins 2-3, White 1-2, Team 1-(-2), McMahon 3-(-22). NIU: Spann 11-174, Grady 10-104, Anderson 10-77, Brown 12-48, Crider 8-34, Team 2-(-4), Morris 1-(-15).
Rushes-Net Yards	31-100.....54-418	<u>Passing</u> - EMU: Gillett 2-12-0, 49; McMahon 3-10-1, 33. NIU: Grady 4-5-1, 119; Morris 0-2-0, 0.
Passing Yards	82.....119	<u>Receiving</u> - EMU: Thomas 1-48, Thayer 1-18, Burke 1-8, Stone 1-7, Olds 1-1. NIU: Cox 3-84, Clark 1-35.
Passes (C-A-I)	5-22-1.....4-7-1	<u>Tackles</u> - EMU: Cardwell 17, Hatchett 13. NIU: Hanson 9, Schiller 6, Wilson 4.
Plays-Total Yards	53-182.....61-537	
Fumbles-Lost	2-1.....1-1	
Penalties-Yards	4-45.....3-30	
Kickoff Returns-Yds	9-193.....3-127	
Punt Returns-Yds	1-(-1).....3-19	
3rd Down Conversions	4-14.....7-12	
4th Down Conversions	0-0.....0-0	
Punts-Average	7-39.1.....1-36.0	
Possession Time	25:56.....34:04	
Sacks By-Yards	1-15.....2-15	

GAMES IN REVIEW

NIU 26, Ball State 20

Nov. 12, 2009 | 5 p.m. | ESPNU  
DeKalb, Ill. | Huskie Stadium | 13,305

10

On Senior Night at Huskie Stadium, seniors provided the bulk of the scoring as NIU claimed its fourth straight win with a 26-20 decision over Ball State on a Thursday night.

Seniors Marcus Lewis and Preston Williams each hauled in their first-career touchdown receptions and kicker Mike Salerno added his 16th field goal of the season to lead the Huskies to their fifth win at home.

Out-gained on the ground (167-134) and through the air (134-91), the Huskies completed 13-of-14 passes and the NIU defense turned in a solid effort, forcing Ball State into five field goal tries and/or punts.

The Cardinals struck first, finding the end zone in just four offensive plays. After MiQuale Lewis' 52-yard rush to the NIU two-yard line, Eric Williams scored on a five-yard rush to give the Cardinals a 7-0 lead.

NIU tied the game at 7-7 with 7:26 left in the quarter, capitalizing on a nine-play, 59-yard drive. Grady found Williams in the corner of the end zone as the senior scored on his first career catch.

Less than a minute later, the NIU defense added two points on a safety. NIU's Sean Progar sacked Cardinal quarterback Tanner Justice, causing a fumble, which BSU's Lewis recovered in the end zone.

A 35-yard run by Nathan Palmer on an end-around keyed the ensuing drive for NIU. Chad Spann finished the drive with a six-yard score to give the Huskies a 16-7 lead.

Ball State's Ian McGarvey connected on field goals of 38 and 31 yards to cut the Northern Illinois lead to three points (16-13) at halftime.

Harnish, who had missed the previous three games with a knee injury, hit all four of his passes on the opening drive of the second half, leading to Salerno's 41-yard field goal.

On their next possession, the Huskies drove 34 yards in five plays and scored on a six-yard fade from Harnish to Lewis to go up 26-13.

Ball State cut the margin to 26-20 with 5:27 remaining on a 29-yard touchdown pass from Justice to Daniel Ifft on fourth-and-13.

The Cardinals got one more chance, but NIU's Tracy Wilson stopped Ball State receiver Myles Trempe short on fourth-down and Northern Illinois was able to run the clock down from there to secure the win.

SCORING BY QUARTERS	1	2	3	4	Total
Ball State	7	6	0	7	20
Northern Illinois	16	0	10	0	26

SCORING SUMMARY

- BSU - Williams 5 run (McGarvey kick), 1st 13:05 (4-78, 1:55)
- NIU - Williams 9 pass from Grady (Salerno kick), 1st 7:26 (9-59, 5:39)
- NIU - Coffman safety, 1st 5:34
- NIU - Spann 6 run (Salerno kick), 1st 3:06 (7-62, 3:28)
- BSU - McGarvey 38 FG, 2nd 14:51 (7-16, 3:15)
- BSU - McGarvey 30 FG, 2nd 6:47 (13-43, 5:54)
- NIU - Salerno 41 FG, 3rd 9:53 (10-44, 5:07)
- NIU - Lewis 6 pass from Harnish (Salerno kick), 3rd 4:56 (5-34, 2:50)
- BSU - Ifft 29 pass from Justice (McGarvey kick), 4th 5:27 (13-77, 6:53)

Team & individual STATISTICS

	BSU.....NIU		NIU.....OHIO	
First Downs (R-P)	14 (7-7)..... 14 (9-4)	<b>Rushing</b> - BSU: Sykes 11-75, Lewis 9-68, Williams 12-36, Justice 8-(-30). NIU: Palmer 3-69, Spann 11-63, Brown 10-14, Grady 6-14, Anderson 1-0, Team 2-(-4), Harnish 4-(-22).	15 (7-7)	
Rushes-Net Yards	40-149.....37-134	<b>Passing</b> - BSU: Justice 11-19-0, 134. NIU: Harnish 9-9-0, 60; Grady 4-5-1, 31.	20 (7-13)..... 15 (7-7)	
Passing Yards	134..... 91	<b>Receiving</b> - BSU: Orsbon 3-41, Lewis 3-33, Fakes 2-18, Ifft 1-29, Gibson 1-9, Trempe 1-4. NIU: Cox 6-41, Lewis 3-18, Clark 1-10, Williams 1-9, Skarb 1-8, Brown 1-5.	37-103.....28-84	
Passes (C-A-I)	11-19-0.....13-14-1	<b>Tackles</b> - BSU: Todd 12, Freeman 8, Baker 8. NIU: Schiller 12, Kube 9, Hanson 9, Wilson 7.	307..... 144	
Plays-Total Yards	59-283.....51-225		24-38-1.....17-29-0	
Fumbles-Lost	3-1..... 1-0		75-410.....57-228	
Penalties-Yards	9-37.....3-20		2-1..... 1-1	
Kickoff Returns-Yds	3-58..... 6-137		6-40.....3-20	
Punt Returns-Yds	1-(-2)..... 1-5		Kickoff Returns-Yds	7-100..... 5-121
3rd Down Conversions	7-14..... 5-11		Punt Returns-Yds	3-17..... 4-99
4th Down Conversions	1-2..... 0-1		3rd Down Conversions	9-18..... 4-13
Punts-Average	3-33.0.....3-36.7		4th Down Conversions	1-2..... 1-1
Possession Time	30:58..... 29:02		Punts-Average	6-39.5.....6-34.3
Sacks By-Yards	2-15..... 4-48		Possession Time	32:26..... 27:24
			Sacks By-Yards	2-31..... 1-11

ohio 38, NIU 31

Nov. 21, 2009 | 1 p.m.  
Athens, Ohio | Peden Stadium | 14,756

11

In a battle of Mid-American Conference contenders, the Ohio Bobcats scored a pair of fourth-quarter touchdowns to claim a 38-31 victory over Northern Illinois at Peden Stadium.

Chandler Harnish completed 24-of-35 passes for 307 yards to record NIU's best passing day of the season. Landon Cox caught a career-best 11 passes for 132 yards to post Northern Illinois' best receiving day.

A pair of Ohio returns put the Huskies in an early hole. The Bobcats' Chris Garrett returned the opening kickoff 64 yards to the NIU 35; three plays later OU scored on a 27-yard pass from Theo Scott to LaVon Brazill.

When NIU's next drive stalled, Brazill brought Mike Salerno's rugby punt back 91 yards for a 14-0 OU lead.

NIU tied the game before halftime. Harnish hit Kyle Skarb on a 23-yard touchdown pass to complete a 13-play, 81-yard drive. In the second quarter, Huskie tailback Chad Spann tied the game on a one-yard plunge.

Each team scored off a turnover in the third quarter. Ohio got a 28-yard field goal by Matt Weller following a Harnish fumble at the NIU 38, before Spann put the Huskies ahead for the first time on his second one-yard touchdown run of the game. That score came after Tyrone Clark forced Ohio to fumble a punt which Northern Illinois' Spencer Williamson recovered on the OU 12.

Ohio responded with Brazill's third touchdown - a nine-yard pass from Scott - putting OU up 24-21. Harnish and the Huskies answered with an 11-play, 71-yard drive. Marcus Lewis caught a 26-yard touchdown pass from Harnish for the Huskies' last lead, 28-24.

Scott engineered a 12-play, 58-yard drive, hitting Taylor Price for the seven-yard score, and Ohio led 31-28.

The Bobcat defense stopped Harnish on fourth-and-two on NIU's next drive, but the Huskie defense got a stop too. However, Harnish was intercepted by Julian Posey, who returned the ball 41 yards for Ohio's final TD.

NIU drove to the OU 11 and Salerno kicked a 28-yard field goal with 41 seconds left, setting up an onsidest kick attempt which OU covered.

SCORING BY QUARTERS	1	2	3	4	Total
Northern Illinois	7	7	7	10	31
Ohio	14	0	10	14	38

SCORING SUMMARY

- OHIO - Brazill 27 pass from Scott (Weller kick), 1st 13:26 (3-35, 1:34)
- OHIO - Brazill 91 punt return (Weller kick), 1st 10:25
- NIU - Skarb 23 pass from Harnish (Salerno kick), 1st 4:02 (13-81, 6:19)
- NIU - Spann 1 run (Salerno kick), 2nd 7:59 (7-62, 3:05)
- OHIO - Weller 28 FG, 3rd 5:58 (6-27, 2:49)
- NIU - Spann 1 run (Salerno kick), 3rd 4:10 (2-12, 0:23)
- OHIO - Brazill 9 pass from Scott (Weller kick), 3rd 0:37 (8-63, 3:28)
- NIU - Lewis 26 pass from Harnish (Salerno kick), 4th 10:38 (11-71, 4:54)
- OHIO - Price 7 pass from Scott (Weller kick), 4th 5:38 (12-58, 4:52)
- OHIO - Posey 41 interception return (Weller kick), 4th 1:39
- NIU - Salerno 28 FG, 4th 0:42 (7-54, 0:52)

Team & individual STATISTICS

	NIU.....OHIO		NIU.....OHIO	
First Downs (R-P)	20 (7-13)..... 15 (7-7)	<b>Rushing</b> - NIU: Spann 12-32, Harnish 12-30, Palmer 1-22, Brown 11-16, Barnas 1-3. OU: Garrett 11-56, Davidson 9-52, Brazill 1-11, Tettleton 2-7, Team 1-(-2), Scott 4-(-40).	12-30, Palmer 1-22, Brown 11-16, Barnas 1-3. OU: Garrett 11-56, Davidson 9-52, Brazill 1-11, Tettleton 2-7, Team 1-(-2), Scott 4-(-40).	
Rushes-Net Yards	37-103.....28-84	<b>Passing</b> - NIU: Harnish 24-35-1, 307; Team 0-2-0, 0; Barnas 0-1-0, 0. OU: Scott 16-28-0, 138; Brazill 1-1-0, 6.	37-103.....28-84	
Passing Yards	307..... 144	<b>Receiving</b> - NIU: Cox 11-132, Lewis 4-64, Skarb 3-57, Clark 2-22, Moore 1-12, Flahive 1-10, Spann 1-7, Brown 1-3. OU: Price 6-45, Brazill 5-55, Thompson 2-24, McCrae 1-7, Scott 1-6, Goulet 1-5, Bussey 1-2.	307..... 144	
Passes (C-A-I)	24-38-1.....17-29-0	<b>Tackles</b> - NIU: C. Smith 9, Sobol 6; Keller 12, Tafua 11, Turner 7.	24-38-1.....17-29-0	
Plays-Total Yards	75-410.....57-228		75-410.....57-228	
Fumbles-Lost	2-1..... 1-1		2-1..... 1-1	
Penalties-Yards	6-40.....3-20		6-40.....3-20	
Kickoff Returns-Yds	7-100..... 5-121		Kickoff Returns-Yds	7-100..... 5-121
Punt Returns-Yds	3-17..... 4-99		Punt Returns-Yds	3-17..... 4-99
3rd Down Conversions	9-18..... 4-13		3rd Down Conversions	9-18..... 4-13
4th Down Conversions	1-2..... 1-1		4th Down Conversions	1-2..... 1-1
Punts-Average	6-39.5.....6-34.3		Punts-Average	6-39.5.....6-34.3
Possession Time	32:26..... 27:24		Possession Time	32:26..... 27:24
Sacks By-Yards	2-31..... 1-11		Sacks By-Yards	2-31..... 1-11

GAMES IN REVIEW

HONORS & AWARDS

central michigan 45, NIU 31

Nov. 27, 2009 | Noon | ESPN360.com

Mt. Pleasant, Mich. | Kelly/Shorts Stadium | 15,113

12

Central Michigan's Dan LeFevour threw three touchdown passes and Bryan Schroeder scored three times, including on an 80-yard run, to lead MAC West Division champion Central Michigan to a 45-31 victory over Northern Illinois Friday at Kelly/Shorts Stadium.

NIU made a run at the Chippewas in the fourth quarter, outscoring CMU 21-7 in the period. However, Central Michigan's lone touchdown - on a 27-yard interception return by Frank Zombo with 3:58 on the clock, was enough to thwart the Huskies' efforts.

LeFevour completed 27-of-41 passes to eight different receivers for 255 yards, and ran for 24 yards on six carries. Schroeder ran for 128 yards on nine carries and two rushing touchdowns and caught four passes for 41 yards and a score.

Northern Illinois' Chandler Harnish countered with 206 yards on 17-of-28 passing and two scores. Chad Spann added 83 yards for 16 carries and tied the Huskies' single season record for rushing touchdowns on a six-yard run in the fourth quarter, his 19th of the year.

Schroeder's 80-yard run on the first play of the third quarter gave the Chippewas a 31-10 lead. After a Northern Illinois punt, CMU extended the margin to 38-10 on their next possession when LeFevour hit Bryan Anderson for a 16-yard score to complete a 14-play, 78-yard drive.

The Huskies' comeback began when Patrick George caught a tipped pass and returned it 80 yards for a score with 12:50 left in the game.

NIU recovered a Chippewa fumble at their own 31-yard line and drove eight plays in 69 yards, picking up 23 yards on third-and-six and hitting Martel Moore on a 19-yard strike along the way. Spann scored on a six-yard run and NIU had closed the gap to 38-24 with 8:25 on the clock.

The Huskies forced another punt, but Harnish was intercepted by Frank Zombo, who returned it 37 yards for a score to seal the CMU win.

Northern Illinois gave up season highs in total yards (512) and rushing yards (257) as the Chippewas converted 12-of-18 third downs.

SCORING BY QUARTERS	1	2	3	4	Total
Northern Illinois	0	10	0	21	20
Central Michigan	10	14	14	7	26

SCORING SUMMARY

- CMU - Schroeder 13 pass from LeFevour (Aguila kick), 1st 10:27 (6-43, 2:22)
- CMU - Aguila 24 FG, 1st 00:56 (6-18, 1:32)
- NIU - Salerno 30 FG, 2nd 9:27 (13-55, 6:29)
- CMU - Poblah 16 pass from LeFevour (Aguila kick), 2nd 6:29 (11-80, 2:58)
- NIU - Cox 32 pass from Harnish (Salerno kick), 2nd 5:12 (3-68, 1:17)
- CMU - Schroeder 5 run (Aguila kick), 2nd 00:48 (13-78, 4:24)
- CMU - Schroeder 80 run (Aguila kick), 3rd 14:43 (1-80, 0:17)
- CMU - Anderson 16 pass from LeFevour (Aguila kick), 3rd 7:45 (14-78, 5:30)
- NIU - George 80 interception return (Salerno kick), 4th 12:50
- NIU - Spann 6 run (Salerno kick), 4th 8:25 (8-69, 3:00)
- CMU - Zombo 27 interception return (Aguila kick), 4th 3:58
- NIU - Lewis 7 pass from Harnish (Salerno kick), 4th 2:03 (7-71, 1:55)

team & individual STATISTICS

	NIU	CMU	
First Downs (R-P)	19 (6-11)...	28 (12-16)	<u>Rushing</u> - NIU: Spann 16-83, Harnish 10-39, Grady 2-3, Anderson 1-1.
Rushes-Net Yards	29-126.....	41-257	CMU: Schroeder 9-128, Cotton 13-57, Volny 10-35, LeFevour 6-24, Brown 3-13.
Passing Yards	206.....	255	<u>Passing</u> - NIU: Harnish 17-28-2, 206. CMU: LeFevour 27-41-0, 255; Radcliff 0-1-1, 0.
Passes (C-A-I)	17-28-2.....	27-42-1	<u>Receiving</u> - NIU: Lewis 6-40, Moore 3-61, Cox 3-57, Clark 3-37, Cunningham 1-8, Spann 1-3; Brown 9-50, Poblah 5-77, Schroeder 4-41, Anderson 3-35, Wilson 3-22, Blackburn 1-19, Volny 1-7, Cotton 1-4.
Plays-Total Yards	57-332.....	83-512	<u>Tackles</u> - NIU: Wilson 10, Hanson 9, Schiller 9. CMU: Berning 10, Mumane 8, Bellore 7.
Fumbles-Lost	1-1.....	1-1	
Penalties-Yards	4-30.....	3-45	
Kickoff Returns-Yds	5-90.....	3-45	
Punt Returns-Yds	0-0.....	2(-9)	
3rd Down Conversions	4-12.....	12-18	
4th Down Conversions	0-0.....	0-1	
Punts-Average	5-29.6.....	2-44.0	
Possession Time	25:47.....	34:13	
Sacks By-Yards	1-1.....	1-11	

50 EDDIE ADAMSKI, C  
All-MAC (1st)  
All-MAC (1st) - PS  
All-MAC (1st) - rivals.com



Eddie Adamski

65 JASON ONYEBUAGU, OG  
All-MAC (1st)  
All-MAC (1st) - PS  
All-MAC (1st) - rivals.com



Chad Spann

28 CHAD SPANN, RB  
All-MAC (1st)  
All-MAC (1st) - rivals.com  
All-MAC (2nd) - PS  
MAC West Offensive Player of the Week (Akron, EMU)

54 JAKE COFFMAN, DL  
All-MAC (1st) - PS  
All-MAC (2nd)  
All-MAC (2nd) - rivals.com  
MAC West Defensive Player of the Week (WMU, Ohio)



Sean Progar

95 SEAN PROGAR, DE  
Freshman All-American (2nd) - PS  
All-Freshman Non-AQ (1st) - ESPN.com

16 MIKE SALERNO, K  
All-MAC (2nd)  
All-MAC (3rd) - PS  
MAC West Specialist of the Week (Wisconsin, Akron)  
Lou Groza Award Watch List



Brandon Bice

56 BRANDON BICE, DE  
All-MAC (2nd)  
All-MAC (4th) - PS  
MAC West Defensive Player of the Week (Toledo)  
MAC Scholar-Athlete of the Week (Oct. 17)  
NFF William V. Campbell Trophy (semifinalist)

8 ME'CO BROWN, RB  
All-MAC (3rd)  
All-MAC (3rd) - PS  
MAC West Offensive Player of the Week (Purdue)

20 TOMMY DAVIS, PR  
All-MAC (3rd)  
All-MAC (4th) - PS  
MAC West Scholar-Athlete of the Week (Nov. 13)



Tommy Davis

62 TREVOR OLSON, OT  
All-MAC (3rd) - PS

25 TRACY WILSON, S  
All-MAC (3rd) - PS

80 LANDON COX, WR  
All-MAC (4th) - PS

26 CORY HANSON, LB  
All-MAC (4th) - PS  
MAC West Defensive Player of the Week (Wisconsin, EMU)

2009 STATISTICS

Team STATISTICS

	NIU	OPP			
<b>SCORING</b>	369	254			
Points Per Game	30.8	21.2			
<b>FIRST DOWNS</b>	221	210			
Rushing	124	81			
Passing	80	111			
Penalty	17	18			
<b>RUSHING YARDAGE</b>	2429	1428			
Yards gained rushing	2702	1793			
Yards lost rushing	273	365			
Rushing Attempts	500	382			
Average Per Rush	4.9	3.7			
Average Per Game	202.4	119.0			
TDs Rushing	27	12			
<b>PASSING YARDAGE</b>	1820	2455			
Comp-Att-Int	156-248-7	211-352-8			
Average Per Pass	7.3	7.0			
Average Per Catch	11.7	11.6			
Average Per Game	151.7	204.6			
TDs Passing	14	16			
<b>TOTAL OFFENSE</b>	4249	3883			
Total Plays	748	734			
Average Per Play	5.7	5.3			
Average Per Game	354.1	323.6			
<b>KICK RETURNS: #-Yards</b>	47-1020	58-1135			
<b>PUNT RETURNS: #-Yards</b>	23-224	26-286			
<b>INT RETURNS: #-Yards</b>	8-197	7-117			
<b>KICK RETURN AVERAGE</b>	21.7	19.6			
<b>PUNT RETURN AVERAGE</b>	9.7	11.0			
<b>INT RETURN AVERAGE</b>	24.6	16.7			
<b>FUMBLES-LOST</b>	14-7	26-14			
<b>PENALTIES-Yards</b>	67-567	58-478			
Average Per Game	47.2	39.8			
<b>PUNTS-Yards</b>	50-1998	54-2113			
Average Per Punt	40.0	39.1			
Net punt average	33.0	33.9			
<b>TIME OF POSSESSION/Game</b>	31:32	28:28			
<b>3RD-DOWN Conversions</b>	73/163	66/160			
3rd-Down Pct	45%	41%			
<b>4TH-DOWN Conversions</b>	7/10	4/11			
4th-Down Pct	70%	36%			
<b>SACKS BY-Yards</b>	29-226	14-120			
<b>MISC YARDS</b>	0	25			
<b>TOUCHDOWNS SCORED</b>	45	32			
<b>FIELD GOALS-ATTEMPTS</b>	18-23	11-20			
<b>ON-SIDE KICKS</b>	1-4	0-1			
<b>RED-ZONE SCORES</b>	43-45 96%	25-33 76%			
<b>RED-ZONE TOUCHDOWNS</b>	27-45 60%	17-33 52%			
<b>PAT-ATTEMPTS</b>	39-41 95%	29-30 97%			
<b>ATTENDANCE</b>	89335	190537			
Games/Avg Per Game	6/14889	6/31756			
Neutral Site Games		0/0			
<b>SCORE BY QUARTERS</b>	1st	2nd	3rd	4th	Total
Northern Illinois	90	105	57	117	369
Opponents	65	65	62	62	254

Individual STATISTICS

RUSHING	GP	Att	Gain	Loss	Net	Avg	TD	Lng	Avg/G
SPANN, Chad	12	159	964	19	945	5.9	19	79	78.8
BROWN, Me'co	11	148	694	49	645	4.4	4	67	58.6
GRADY, DeMarcus	8	57	382	52	330	5.8	1	61	41.2
HARNISH, Chand.	9	84	344	112	232	2.8	2	29	25.8
ANDERSON, Justin	12	21	137	0	137	6.5	0	25	11.4
PALMER, Nathan	10	9	136	5	131	14.6	1	35	13.1
CRIDER, Ricky	11	10	37	0	37	3.7	0	8	3.4
WILLIAMS, Preston	11	1	5	0	5	5.0	0	5	0.5
BARNAS, Garrett	9	1	3	0	3	3.0	0	3	0.3
ASHFORD, Perez	10	1	0	2	-2	-2.0	0	0	-0.2
TEAM	9	6	0	12	-12	-2.0	0	0	-1.3
MORRIS, Ryan	12	3	0	22	-22	-7.3	0	0	-1.8
Total.....	12	500	2702	273	2429	4.9	27	79	202.4
Opponents.....	12	382	1793	365	1428	3.7	12	80	119.0
PASSING	G	Effic.	C-A-I	Pct.	Yds	TD	Lng	Avg/G	
HARNISH, Chand.	9	144.78	131-198-5	66.2	1540	11	45	171.1	
GRADY, DeMarcus	8	129.57	25-42-2	59.5	280	3	35	35.0	
TEAM	9	0.00	0-5-0	0.0	0	0	0	0.0	
MORRIS, Ryan	12	0.00	0-2-0	0.0	0	0	0	0.0	
BARNAS, Garrett	9	0.00	0-1-0	0.0	0	0	0	0.0	
Total.....	12	137.53	156-248-7	62.9	1820	14	45	151.7	
Opponents.....	12	128.98	211-352-8	59.9	2455	16	80	204.6	
RECEIVING	G	No.	Yds	Avg	TD	Long	Avg/G		
COX, Landon	12	44	528	12.0	4	45	44.0		
LEWIS, Marcus	12	25	261	10.4	3	29	21.8		
CLARK, Willie	11	19	220	11.6	1	45	20.0		
MOORE, Martel	12	15	171	11.4	0	32	14.2		
SKARB, Kyle	12	11	189	17.2	1	41	15.8		
ASHFORD, Perez	10	10	83	8.3	0	21	8.3		
BROWN, Me'co	11	10	81	8.1	0	13	7.4		
SPANN, Chad	12	7	92	13.1	1	27	7.7		
BECKNER, Bryan	7	4	64	16.0	0	27	9.1		
PALMER, Nathan	10	4	58	14.5	1	33	5.8		
CUNNINGHAM, Reed	12	3	45	15.0	1	27	3.8		
FLAHIVE, Connor	9	1	10	10.0	0	10	1.1		
WILLIAMS, Preston	11	1	9	9.0	1	9	0.8		
MARKS, Jack	7	1	5	5.0	0	5	0.7		
SCHEPLER, Jason	9	1	4	4.0	1	4	0.4		
Total.....	12	156	1820	11.7	14	45	151.7		
Opponents.....	12	211	2455	11.6	16	80	204.6		
PUNT RETURNS	No.	Yds	Avg	TD	Long				
DAVIS, Tommy	17	136	8.0	0	42				
ASHFORD, Perez	3	62	20.7	1	44				
KREMER, John	1	-1	-1.0	0	0				
DELEGAL, Jordan	1	14	14.0	0	0				
VAN LAANEN, Jody	1	13	13.0	0	13				
Total.....	23	224	9.7	1	44				
Opponents.....	26	286	11.0	2	91				
INTERCEPTIONS	No.	Yds	Avg	TD	Long				
HANSON, Cory	3	5	1.7	0	4				
GEORGE, Patrick	2	112	56.0	1	80				
BARNAS, Garrett	1	0	0.0	0	0				
COFFMAN, Jake	1	79	79.0	1	79				
DANIELS, Kiaree	1	1	1.0	0	1				
Total.....	8	197	24.6	2	80				
Opponents.....	7	117	16.7	2	41				
FUMBLE RETURNS	No.	Yds	Avg	TD	Long				
PROGAR, Sean	1	6	6.0	0	6				
Total.....	1	6	6.0	0	6				
Opponents.....	1	-5	-5.0	0	0				
KICK RETURNS	No.	Yds	Avg	TD	Long				
DAVIS, Tommy	24	574	23.9	1	86				
CRIDER, Ricky	15	329	21.9	0	35				
BARNAS, Garrett	4	41	10.2	0	15				
TRANCHITELLA, John	2	63	31.5	0	43				
ONYEBUAGU, Jason	1	7	7.0	0	7				
WEDIGE, Scott	1	6	6.0	0	6				
Total.....	47	1020	21.7	1	86				
Opponents.....	58	1135	19.6	0	64				

2009 STATISTICS

TOTAL OFFENSE	G	Plays	Rush	Pass	Total	Avg/G
HARNISH, Chand.	9	282	232	1540	1772	196.9
SPANN, Chad	12	159	945	0	945	78.8
BROWN, Me'co	11	148	645	0	645	58.6
GRADY, DeMarcus	8	99	330	280	610	76.2
ANDERSON, Justin	12	21	137	0	137	11.4
PALMER, Nathan	10	9	131	0	131	13.1
CRIDER, Ricky	11	10	37	0	37	3.4
WILLIAMS, Preston	11	1	5	0	5	0.5
BARNAS, Garrett	9	2	3	0	3	0.3
ASHFORD, Perez	10	1	-2	0	-2	-0.2
TEAM	9	11	-12	0	-12	-1.3
MORRIS, Ryan	12	5	-22	0	-22	-1.8
Total.....	12	748	2429	1820	4249	354.1
Opponents.....	12	734	1428	2455	3883	323.6

FIELD GOALS	FGM-A	Pct	1-19	20-29	30-39	40-49	50-99	Lg	Blk
SALERNO, Mike	18-23	78.3	0-0	10-11	4-5	3-4	1-3	50	2

FG SEQUENCE	Northern Illinois	Opponents
at Wisconsin	(40), (29)	55, 41
vs. W. Illinois	(25), (34)	-
at Purdue	25	60
vs. Idaho	(23), 53, (50), (25)	53, (33), (40)
vs. W. Michigan	(22), 53	(40)
at Toledo	42	50
at Miami (OH)	(44), (25)	45, 37, (32)
vs. Akron	37, (22), (37)	38, (34)
vs. E. Michigan	(26), (36), (22)	(21), (20), 38
vs. Ball State	(41)	(38), (30)
at Ohio	(28)	(28)
at C. Michigan	(30)	(24)

Numbers in (parentheses) indicate field goal was made.

PUNTING	No.	Yds	Avg	Long	TB	FC	I20	Blkd
WILBER, Josh	26	1066	41.0	57	2	7	4	0
SALERNO, Mike	24	932	38.8	61	1	3	7	0
Total.....	50	1998	40.0	61	3	10	11	0
Opponents.....	54	2113	39.1	62	3	3	15	1

KICKOFFS	No.	Yds	Avg	TB	OB	Retn	Net YdLn
SALERNO, Mike	70	4423	63.2	10	2		
Total.....	70	4423	63.2	10	2	1135	44.1 25
Opponents.....	54	3241	60.0	5	1	1020	39.3 30

ALL PURPOSE	G	Rush	Rec	PR	KOR	IR	Tot	Avg/G
SPANN, Chad	12	945	92	0	0	0	1037	86.4
BROWN, Me'co	11	645	81	0	0	0	726	66.0
DAVIS, Tommy	12	0	0	136	574	0	710	59.2
COX, Landon	12	0	528	0	0	0	528	44.0
CRIDER, Ricky	11	37	0	0	329	0	366	33.3
GRADY, DeMarcus	8	330	0	0	0	0	330	41.2
LEWIS, Marcus	12	0	261	0	0	0	261	21.8
HARNISH, Chand.	9	232	0	0	0	0	232	25.8
CLARK, Willie	11	0	220	0	0	0	220	20.0
SKARB, Kyle	12	0	189	0	0	0	189	15.8
PALMER, Nathan	10	131	58	0	0	0	189	18.9
MOORE, Martel	12	0	171	0	0	0	171	14.2
ASHFORD, Perez	10	-2	83	62	0	0	143	14.3
ANDERSON, Justin	12	137	0	0	0	0	137	11.4
GEORGE, Patrick	12	0	0	0	0	112	112	9.3
COFFMAN, Jake	11	0	0	0	0	79	79	7.2
BECKNER, Bryan	7	0	64	0	0	0	64	9.1
TRANCHITELLA, John	8	0	0	0	63	0	63	7.9
CUNNINGHAM, Reed	12	0	45	0	0	0	45	3.8
BARNAS, Garrett	9	3	0	0	41	0	44	4.9
WILLIAMS, Preston	11	5	9	0	0	0	14	1.3
DELEGAL, Jordan	12	0	0	14	0	0	14	1.2
VAN LAANEN, Jody	7	0	0	13	0	0	13	1.9
FLAHIVE, Connor	9	0	10	0	0	0	10	1.1
ONYEBUAGU, Jason	12	0	0	0	7	0	7	0.6
WEDIGE, Scott	10	0	0	0	6	0	6	0.6
HANSON, Cory	12	0	0	0	0	5	5	0.4
MARKS, Jack	7	0	5	0	0	0	5	0.7
SCHEPLER, Jason	9	0	4	0	0	0	4	0.4
DANIELS, Kiaree	12	0	0	0	0	1	1	0.1
KREMER, John	12	0	0	-1	0	0	-1	-0.1
TEAM	9	-12	0	0	0	0	-12	-1.3
MORRIS, Ryan	12	-22	0	0	0	0	-22	-1.8
Total.....	12	2429	1820	224	1020	197	5690	474.2
Opponents.....	12	1428	2455	286	1135	117	5421	451.8

long PLAYS

	No.	Long
Northern Illinois	60	86 KOR TD Davis vs. E. Michigan, 11/5
Rushing	19	79 TD vs. E. Michigan, 11/5
Anderson	1	25 vs. E. Michigan, 11/5
Brown	5	67 TD at Purdue, 9/19
Spann	6	79 TD vs. E. Michigan, 11/5
Grady	4	61 vs. E. Michigan, 11/5
Harnish	1	29 vs. Idaho, 9/26
Palmer	2	35 vs. Ball State, 11/12
Passing	22	45 to Cox at Ohio, 11/21
		45 to Clark vs. W. Illinois, 9/12
by Harnish	18	45 to Clark vs. W. Illinois, 9/12
		45 to Cox at Ohio, 11/21
by Grady	4	33 to Cox at Miami, 10/24
to Beckner	1	27 from Harnish at Wisconsin, 9/5
to Clark	2	45 from Harnish vs. W. Illinois, 9/12
to Cox	7	45 from Harnish at Ohio, 11/21
to Cunningham	1	27 from Harnish vs. W. Michigan, 10/3
to Lewis	4	29 from Harnish at Toledo, 10/17
to Moore	2	32 from Harnish vs. W. Illinois, 9/12
to Palmer	1	33 from Harnish vs. W. Michigan, 10/3
to Skarb	3	41 from Harnish at Purdue, 9/19
to Spann	1	27 from Harnish vs. Idaho, 9/26
Returns	19	86 KOR TD vs. E. Michigan, 11/5
Ashford	1	44 PR TD, at Miami, 10/24
Crider	4	35 KOR at Miami, 10/24
Coffman	1	79 INT TD vs. W. Michigan, 10/3
Davis	10	86 KOR TD vs. E. Michigan, 11/5
George	2	80 INT TD at C. Michigan, 11/27
Tranchitella	1	43 KOR vs. W. Illinois, 9/12
Opponent	45	91 PR TD Brazill, Ohio, 11/21
Rushing	6	80 TD Schroeder, C. Michigan, 11/27
Passing	15	80 TD Allen to Jones, Akron, 10/31
		80 TD Tolzien to Anderson, Wisconsin, 9/5
Returns	24	91 PR TD Brazill, Ohio, 11/21

\* 25 Yards or Longer

SCORING	TD	PATs							Pts.
		FGs	Kick	Rush	Rcv	Pass	DXP	Saf	
SPANN, Chad	20	0-0	0-0	0-0	0	0-0	0	0	120
SALERNO, Mike	0	18-23	39-41	0-0	0	0-0	0	0	93
BROWN, Me'co	4	0-0	0-0	1-1	0	0-0	0	0	26
COX, Landon	4	0-0	0-0	0-0	0	0-0	0	0	24
LEWIS, Marcus	3	0-0	0-0	0-0	0	0-0	0	0	18
HARNISH, Chand.	2	0-0	0-0	1-2	0	0-1	0	0	14
PALMER, Nathan	2	0-0	0-0	0-0	0	0-0	0	0	12
COFFMAN, Jake	1	0-0	0-0	0-0	0	0-0	0	1	8
SKARB, Kyle	1	0-0	0-0	0-0	0	0-0	0	0	6
WILLIAMS, Preston	1	0-0	0-0	0-0	0	0-0	0	0	6
CLARK, Willie	1	0-0	0-0	0-0	0	0-0	0	0	6
DAVIS, Tommy	1	0-0	0-0	0-0	0	0-0	0	0	6
CUNNINGHAM, Reed	1	0-0	0-0	0-0	0	0-0	0	0	6
SCHEPLER, Jason	1	0-0	0-0	0-0	0	0-0	0	0	6
GEORGE, Patrick	1	0-0	0-0	0-0	0	0-0	0	0	6
GRADY, DeMarcus	1	0-0	0-0	0-0	0	0-0	0	0	6
ASHFORD, Perez	1	0-0	0-0	0-0	0	0-0	0	0	6
Total.....	45	18-23	39-41	2-3	0	0-1	0	1	369
Opponents.....	32	11-20	29-30	0-0	0	0-1	0	0	254

**DEFENSIVE STATISTICS**

	GP	-----Tackles-----			-Sacks-		--Pass Def--			-Fumbles-		Blkd	
		Solo	Ast	Total	TFL/Yds	No-Yds	Int-Yds	BrUp	QBH	FR-Yds	FF	Kick	Safety
25 WILSON, Tracy	12	40	46	86	2.0-4	.	.	.	3	.	1-0	.	.
26 HANSON, Cory	12	37	43	80	3.5-7	.	3-5	.	3	.	.	.	.
53 SCHILLER, Pat	12	27	51	78	5.0-11	0.5-3	.	.	1	1	.	1	.
5 SMITH, Chris	12	38	24	62	.	.	.	.	4	.	2-0	.	1
37 KUBE, Alex	12	18	42	60	6.0-14	.	.	.	.	.	.	.	.
38 SOBOL, Mike	11	22	27	49	0.5-1	.	.	.	1	.	.	2	.
33 GEORGE, Patrick	12	30	13	43	1.0-1	.	2-112	.	5	1	.	.	.
56 BICE, Brandon	12	20	16	36	6.5-34	5.0-32	.	.	2	1	1-0	4	.
54 COFFMAN, Jake	11	19	17	36	12.5-81	7.5-71	1-79	.	5	.	2-0	.	1
4 BRYANT, David	7	13	17	30	2.5-3	.	.	.	.	.	1-0	.	.
29 DELEGAL, Jordan	12	21	7	28	4.5-35	3.0-32	.	.	2	.	.	1	1
95 PROGAR, Sean	12	17	11	28	7.0-43	5.0-39	.	.	1	.	2-6	2	.
23 DANIELS, Kiaree	12	16	11	27	1.0-1	.	1-1	.	3	.	1-0	.	.
90 BAXTER, Alan	12	9	11	20	2.0-7	0.5-1	.	.	.	.	.	.	.
27 WILLIAMSON, Spencer	12	8	10	18	.	.	.	.	1	.	1-0	.	.
98 PIRKLE, D.J.	12	11	6	17	6.0-21	2.0-12	.	.	1	.	.	1	1
44 BOLDING, Darnell	12	7	8	15	4.5-17	2.0-15	.	.	.	.	.	2	.
99 JEFFERSON, Nabal	10	3	10	13	3.5-15	1.5-11	.	.	.	.	.	.	.
36 CLARK, Tyrone	7	4	6	10	1.0-3	1.0-3	.	.	1	.	1-0	1	.
89 NEWCOMB, Ron	12	8	2	10	3.5-10	1.0-7	.	.	3	.	.	.	.
9 BUTLER, Devon	9	7	2	9	.	.	.	.	.	.	.	.	.
92 LAWSON, Brian	6	1	7	8	1.0-2	.	.	.	.	.	.	.	.
52 BROWN, Phil	11	4	4	8	.	.	.	.	.	.	.	.	.
42 TRANCHITELLA, John	8	4	4	8	.	.	.	.	.	.	.	.	.
39 BARNAS, Garrett	9	5	2	7	.	.	1-0	.	.	.	.	.	.
20 DAVIS, Tommy	12	5	2	7	.	.	.	.	.	.	.	.	.
43 KREMER, John	12	5	1	6	.	.	.	.	.	.	.	.	.
93 COLEMAN, Adam	9	.	6	6	0.5-1	.	.	.	.	.	.	.	.
40 JACQUES, Victor	10	2	3	5	.	.	.	.	.	.	.	.	.
28 SPANN, Chad	12	2	3	5	.	.	.	.	.	.	.	.	.
86 EDEM, Dan	11	1	1	2	.	.	.	.	.	.	.	.	.
6 VAN LAANEN, Jody	7	2	.	2	.	.	.	.	.	.	.	.	.
34 SKARB, Kyle	12	1	1	2	.	.	.	.	.	.	.	.	.
55 OWEN, Nolan	12	1	1	2	.	.	.	.	.	.	.	.	.
11 LEWIS, Marcus	12	1	.	1	.	.	.	.	.	.	.	.	.
21 ANDERSON, Justin	12	1	.	1	.	.	.	.	.	.	.	.	.
10 CLARK, Willie	11	1	.	1	.	.	.	.	.	.	.	.	.
17 NG, Matt	8	.	1	1	.	.	.	.	.	.	.	.	.
TM TEAM	9	1	.	1	.	.	.	.	.	.	.	.	.
72 PAWLAK, Joe	12	1	.	1	.	.	.	.	.	.	.	.	.
8A SMITH, Donald	2	.	.	.	.	.	.	.	.	1-0	.	.	.
Total.....	12	413	416	829	74-311	29-226	8-197	36	3	13-6	14	3	1

**niu PLAYERS OF THE WEEK**

	Wisconsin	W. Illinois	Purdue	Idaho	W. Michigan	Toledo	Miami (OH)	Akron	E. Michigan	Ball St.	Ohio	C. Michigan
Offensive Lineman	Olson	Adamski	Onyebuagu	Kiel	Onyebuagu	Pawlak	N/A	Onyebuagu	Adamski	Onyebuagu	Flahive/ Skarb	
Defensive Lineman	Hanson	Baxter	Bice	N/A	Coffman	Pirkle	Coffman/ Newcomb	Bice	Coffman	Kube	Coffman	
Offensive Skill	Hamish/Cox	M. Brown/ Spann	M. Brown/ Cox	Cox	Spann	Cox	Spann	Spann	Spann/ Grady	Lewis	Cox	
Defensive Skill	Wilson	Sobol	C. Smith/ P. George	N/A	George	C. Smith	N/A	Schiller	Hanson	Wilson	Hanson	
Special Teams	Salerno	P. Brown	Newcomb/ Anderson	Delegal	Williamson	Williams	T. Davis	Salerno	T. Davis	Crider	T. Clark	
Offensive Work Team	Edem/ Jefferies	Edem/ Elliott	O'Neal	Kamenjarin	Thorgesen	Edem	Ware	Elliott	Edem	Anderson	O'Neal	
Defensive Work Team	Ng	Muhammad	Lynch	A. Johnson	T. Davis	C. Bell	Coughlin	D. Smith	B. Scott	Johnson	S. Evans	

*Selected by the Huskie coaching staff.*

**PARTICIPATION CHART**

No.	Name	GP/GS	UW	WIU	Purdue	Idaho	WMU	UT	Miami (OH)	Akron	EMU	BSU	Ohio	CMU
50	ADAMSKI, Eddie	12/12	C	C	C	C	C	C	C	C	C	C	C	C
21	ANDERSON, Justin	12/-	X	X	X	X	X	X	X	X	X	X	X	X
7	ASHFORD, Perez	10/2	WR	X	X	X	X	X	WR	X	X	X	-	-
39	BARNAS, Garrett	9/1	-	X	-	-	X	X	X	X	X	X	SB	X
90	BAXTER, Alan	12/-	X	X	X	X	X	X	X	X	X	X	X	X
96	BECKNER, Bryan	7/1	X	X	X	TE	X	X	-	-	X	-	-	-
56	BICE, Brandon	12/12	DE	DE	DE	DE	DE	DE	DE	DE	DE	DE	DE	DE
44	BOLDING, Darnell	12/-	X	X	X	X	X	X	X	X	X	X	X	X
8	BROWN, Me'co	11/8	TB	TB	TB	TB	X	TB	TB	TB	TB	X	X	-
52	BROWN, Phil	11/-	-	X	X	X	X	X	X	X	X	X	X	X
4	BRYANT, David	7/4	X	-	X	X	FS	FS	FS	-	-	-	X	FS
9	BUTLER, Devon	9/-	-	X	X	-	-	X	X	X	X	X	X	X
36	CLARK, Tyrone	7/-	-	X	X	-	X	X	X	-	-	-	X	X
10	CLARK, Willie	11/5	X	WR	X	X	-	X	WR	X	WR	WR	X	WR
84	CLASEY, Tyler	11/-	-	X	X	X	X	X	X	X	X	X	X	X
54	COFFMAN, Jake	11/11	DE	DE	DE	-	DE	DE	NG	NG	NG	NG	NG	NG
93	COLEMAN, Adam	9/-	X	X	X	X	-	X	X	-	-	X	X	X
80	COX, Landon	12/9	X	WR	X	WR	WR	X	WR	WR	WR	WR	WR	WR
22	CRIDER, Ricky	11/-	-	X	X	X	X	X	X	X	X	X	X	X
83	CUNNINGHAM, Reed	12/7	X	X	TE	X	TE	X	TE	TE	X	TE	TE	TE
23	DANIELS, Kiaree	12/1	CB	X	X	X	X	X	X	X	X	X	X	X
20	DAVIS, Tommy	12/-	X	X	X	X	X	X	X	X	X	X	X	X
29	DELEGAL, Jordan	12/-	X	X	X	X	X	X	X	X	X	X	X	X
86	EDEM, Dan	11/-	X	X	X	X	X	X	-	X	X	X	X	X
47	FLAHIVE, Connor	9/-	X	-	X	X	X	X	-	-	X	X	X	X
33	GEORGE, Patrick	12/12	CB	CB	CB	CB	CB	CB	CB	CB	CB	CB	CB	CB
3	GRADY, DeMarcus	8/4	-	X	-	-	X	-	QB	QB	QB	QB	X	X
88	GROENIGER, Nick	8/-	-	-	X	X	X	-	X	X	X	X	-	X
26	HANSON, Cory	12/12	WLB	WLB	WLB	WLB	WLB	WLB	WLB	WLB	WLB	WLB	WLB	WLB
12	HARNISH, Chandler	9/8	QB	QB	QB	QB	QB	QB	-	-	-	X	QB	QB
60	JACKSON, Ed	10/-	X	X	X	-	X	X	X	X	X	X	X	-
40	JACQUES, Victor	10/-	X	X	-	X	X	X	X	X	X	-	X	X
99	JEFFERSON, Nabal	10/-	-	X	X	-	X	X	X	X	X	X	X	X
30	JEFFRIES, James	1/-	-	X	-	-	-	-	-	-	-	-	-	-
74	KIEL, Adam	11/11	RT	RT	RT	RT	RT	RT	RT	RT	RT	RT	RT	-
31	KNIGHT, Tyler	2/-	-	X	X	-	-	-	-	-	-	-	-	-
43	KREMER, John	12/-	X	X	X	X	X	X	X	X	X	X	X	X
48	KRITIKOS, Mike	1/-	-	-	-	-	-	-	-	-	X	-	-	-
37	KUBE, Alex	12/12	SLB	SLB	SLB	SLB	SLB	SLB	SLB	SLB	SLB	SLB	SLB	SLB
92	LAWSON, Brian	6/6	NG	NG	NG	NG	NG	NG	-	-	-	-	-	-
11	LEWIS, Marcus	12/4	X	X	X	X	WR	X	X	WR	X	X	WR	WR
97	MARKS, Jack	7/-	X	X	X	-	X	X	-	-	X	X	-	-
41	MCAVOY, Pat	4/-	-	X	-	X	X	-	-	-	X	-	-	-
46	MELVIN, Rashaan	2/-	-	X	-	-	-	-	-	-	X	-	-	-
1	MOORE, Martel	12/2	WR	X	X	X	X	WR	X	X	X	X	X	X
15	MORRIS, Ryan	12/-	X	X	X	X	X	X	X	X	X	X	X	X
89	NEWCOMB, Ron	12/-	X	X	X	X	X	X	X	X	X	X	X	X
17	NG, Matt	8/-	-	X	X	X	X	-	-	X	X	X	-	X
62	OLSON, Trevor	12/12	LT	LT	LT	LT	LT	LT	LT	LT	LT	LT	LT	LT
65	ONYEBUAGU, Jason	12/12	LG	LG	LG	LG	LG	LG	LG	LG	LG	LG	LG	LG
68	OTIS, Keith	8/-	X	X	X	X	X	X	-	X	X	-	-	-
55	OWEN, Nolan	12/-	X	X	X	X	X	X	X	X	X	X	X	X
81	PALMER, Nathan	10/4	WR	WR	WR	-	X	WR	-	X	X	X	WR	X
72	PAWLAK, Joe	12/12	RG	RG	RG	RG	RG	RG	RG	RG	RG	RG	RG	RG
70	PEGRAM, Logan	9/-	-	X	-	-	X	X	X	X	X	X	X	X
98	PIRKLE, D.J.	12/12	DT	DT	DT	DT	DT	DT	DT	DT	DT	DT	DT	DT
95	PROGAR, Sean	12/7	X	X	X	X	X	DE	X	DE	DE	DE	DE	DE
16	SALERNO, Mike	12/-	X	X	X	X	X	X	X	X	X	X	X	X
87	SCHLEPLER, Jason	9/4	TE	TE	TE	-	-	-	X	X	TE	X	X	X
53	SCHILLER, Pat	12/12	MLB	MLB	MLB	MLB	MLB	MLB	MLB	MLB	MLB	MLB	MLB	MLB
34	SKARB, Kyle	12/7	X	X	X	FB	FB	FB	X	X	FB	FB	FB	X
35	SMITH, Alan	2/-	-	-	-	X	-	-	-	-	-	X	-	-
5	SMITH, Chris	12/11	X	CB	CB	CB	CB	CB	CB	CB	CB	CB	CB	CB
8A	SMITH, Donald	2/-	-	-	-	-	-	-	-	-	X	-	-	X
38	SOBOL, Mike	11/8	FS	FS	FS	FS	X	X	X	FS	FS	FS	FS	-
28	SPANN, Chad	12/3	X	X	X	X	TB	X	X	X	TB	X	TB	-
61	TENSE, Panan	10/1	X	X	X	-	X	X	-	X	X	X	X	RT
32	THORGESEN, Boone	1/-	-	-	-	-	-	-	-	-	X	-	-	-
42	TRANCHITELLA, John	8/-	X	X	-	-	-	X	X	X	X	X	X	-
6	VAN LAANEN, Jody	7/-	-	-	-	-	X	-	X	X	X	X	X	X
18	WALKER, Ron	1/-	-	-	-	-	-	-	-	-	X	-	-	-
71	WEDIGE, Scott	10/-	-	X	X	X	X	X	X	-	X	X	X	X
49	WILBER, Josh	9/-	X	X	X	X	X	X	X	X	-	-	-	-
82	WILLIAMS, Preston	11/2	X	X	WR	WR	X	X	-	X	X	X	X	X
27	WILLIAMSON, Spencer	12/-	X	X	X	X	X	X	X	X	X	X	X	X
25	WILSON, Tracy	12/12	SS	SS	SS	SS	SS	SS	SS	SS	SS	SS	SS	SS

X-indicates played; letters indicate position started

GAME-BY-GAME STATS

Game	Score	--1st Downs--		Rushing No-Yds-TD	-----Passing-----			Total Off. Pl-Yds	Punts No-Avg	Fum No-L	Penalties No-Yds	3rd Downs	Time of Poss
		Total	R-P-Pen		C-A-I	Yds	TD						
NIU at Wisconsin	20 28	16 21	5-8-3 8-11-2	35-100-2 38-152-3	15-24-0 18-25-2	174 281	0 1	59-274 63-433	5-37.8 2-33.0	1-1 1-1	3-26 6-56	3/12 7/12	30:14 29:46
NIU vs. W. Illinois	41 7	20 16	11-5-4 7-6-3	41-244-3 29-82-1	11-18-0 18-30-0	151 141	2 0	59-395 59-223	2-42.0 6-43.0	1-1 3-2	5-32 4-385	5/11 5/13	27:50 32:10
NIU at Purdue	28 21	23 14	12-10-1 6-7-1	57-280-3 23-147-2	15-26-1 20-33-0	174 188	1 0	83-454 56-335	7-40.0 6-47.5	1-1 3-3	6-51 3-20	8/19 5/14	41:40 18:20
NIU vs. Idaho	31 34	18 24	6-9-3 11-12-1	30-128-1 44-207-1	17-24-0 18-23-0	184 270	2 3	54-312 67-477	2-49.5 1-0	2-0 2-0	6-69 5-54	4/10 8/13	25:47 34:13
NIU vs. W. Michigan	38 3	20 15	16-4-0 5-10-0	50-255-3 23-73-0	9-15-0 19-37-0	133 178	1 0	65-390 60-251	5-36.6 6-45.7	1-0 3-1	6-30 1-9	6/14 5/14	36:53 23:07
NIU at Toledo	19 20	18 21	10-8-0 7-13-1	37-167-3 34-157-2	15-26-1 19-26-1	157 230	0 1	63-321 60-387	5-42.8 3-38.7	0-0 4-2	9-67 7-59	7/14 5/12	30:07 29:53
NIU at Miami (OH)	27 22	14 21	12-2-0 4-13-4	39-202-2 27-(11)-0	6-10-0 27-38-0	60 348	0 3	49-262 65-337	4-43.2 5-42.6	2-1 2-0	7-67 6-50	5/11 4/13	27:21 32:39
NIU vs. Akron	27 10	18 12	15-2-1 1-7-4	54-275-3 24-31-0	10-18-0 12-28-0	62 204	0 1	72-337 52-235	5-49.0 7-33.4	1-0 1-1	9-105 7-45	10/19 0/10	37:04 22:56
NIU at E. Michigan	50 6	21 9	15-4-2 6-2-1	54-418-3 31-100-0	4-7-1 5-22-1	119 82	2 0	61-537 53-182	1-36.0 7-39.1	1-1 2-1	3-30 4-45	7/12 4/14	34:04 25:56
NIU vs. Ball State	26 20	14 14	9-4-1 7-7-0	37-134-1 40-149-1	13-14-1 11-19-0	91 134	2 1	51-225 59-283	3-36.7 3-33.0	1-0 3-1	3-20 9-37	5/11 7/14	29:02 30:58
NIU at Ohio	31 38	20 15	7-13-0 7-7-1	37-103-2 28-84-0	24-38-1 17-29-0	307 144	2 3	75-410 57-228	6-39.5 6-34.3	2-1 1-1	6-40 3-20	9/18 4/13	32:36 24:24
NIU at C. Michigan	31 45	19 28	6-11-2 12-16-0	29-126-1 41-257-2	17-28-2 27-42-1	206 255	2 3	57-332 83-512	5-29.6 2-44.0	1-1 1-1	4-30 3-45	4/12 12/18	25:47 34:13

niu in the NCAA AND MID-AMERICAN CONFERENCE RANKINGS

TEAM	Average	NCAA	MAC	TEAM	Average	NCAA	MAC
Rushing Offense	202.42	17	1	Kickoff Ret. Yardage Defense	19.57	19	3
Passing Offense	151.67	109	11	Third Down Conversion Pct.	44.79	24	2
Total Offense	354.08	79	6	Third Down Conv. Pct. Defense	41.51	85	9
Scoring Offense	30.75	31	2	Fourth Down Conversion Pct.	70.00	T-14	2
Rushing Defense	119.42	31	3	Fourth Down Conv. Pct. Defense	36.36	T-20	5
Pass Efficiency Defense	128.94	62	9	Time of Possession	31:32	22	2
Total Defense	324.00	27	1				
Scoring Defense	21.17	30	2	<b>INDIVIDUAL</b>	<b>Average</b>	<b>NCAA</b>	<b>MAC</b>
Net Punting	33.04	103	8	Chad Spann, Rushing	78.75	53	4
Punt Returns	9.74	51	5	Me'co Brown, Rushing	58.64	95	6
Kickoff Returns	21.70	64	4	Chandler Harnish, Passing Efficiency	144.78	24	2
Turnover Margin	.67	16	2	Chandler Harnish, Total Offense	196.89	78	8
Pass Defense	204.58	44	6	Cory Hanson, Interceptions	.25	T-92	T-10
Passing Efficiency	137.53	39	2	Tommy Davis, Punt Returns	8.00	T-39	6
Sacks	2.42	31	3	Tommy Davis, Kickoff Returns	23.92	61	6
Tackles for Loss	6.08	46	2	Ricky Crider, Kickoff Returns	21.93	96	11
Sacks Allowed	1.17	21	2	Mike Salerno, Field Goals	1.50	T-20	3
Tackles for Loss Allowed	5.17	T-39	5	Chad Spann, Scoring	10.00	T-6	1
Fewest Penalties	5.58	T-41	7	Mike Salerno, Scoring	7.75	T-40	T-4
Fewest Yards Penalized	47.25	35	4	Jake Coffman, Sacks	.68	T-33	2
Punt Ret. Yardage Defense	11.00	T-87	T-9	Jake Coffman, Tackles for Loss	1.14	T-41	3

GAME-BY-GAME STATS

RUSHING

No-Yds	UW	WIU	Purdue	Idaho	W. Mich.	Toledo	Miami	Akron	E. Mich.	Ball St.	Ohio	C. Mich.
Anderson, Justin	0-0	0-0	1-11	0-0	2-6	0-0	1-0	0-0	10-77	1-0	0-0	1-1
Ashford, Perez	0-0	0-0	0-0	0-0	0-0	0-0	1-(-2)	0-0	0-0	0-0	DNP	DNP
Barnas, Garrett	DNP	0-0	DNP	DNP	0-0	0-0	0-0	0-0	0-0	0-0	1-3	0-0
Brown, Me'co	11-64	14-117, TD	26-150, TD	12-46, TD	15-88	22-94, TD	5-(-5)	10-13	12-48	10-14	11-16	DNP
Crider, Ricky	0-0	0-0	0-0	0-0	1-0	0-0	0-0	0-0	8-34	0-0	0-0	0-0
Grady, DeMarcus	DNP	6-27	DNP	DNP	3-18	DNP	10-55	20-109	10-104, TD	6-14	0-0	2-3
Harnish, Chandler	13-10	6-21	11-35	13-62	6-15	9-42, 2TD	DNP	DNP	DNP	4-(-22)	12-30	10-39
Morris, Ryan	0-0	0-0	0-0	0-0	1-(-4)	0-0	0-0	0-0	1-(-15)	0-0	0-0	0-0
Palmer, Nathan	2-6	0-0	1-4	DNP	0-0	0-0	DNP	2-30, TD	0-0	3-69	1-22	0-0
Spann, Chad	9-20, 2TD	8-37, 2TD	18-80, 2TD	4-15	22-132, 3TD	6-28	21-156, 2TD	21-125, 2TD	11-174, 2TD	11-63, TD	12-32, 2TD	16-83, TD

RECEIVING

No-Yds	UW	WIU	Purdue	Idaho	W. Mich.	Toledo	Miami	Akron	E. Mich.	Ball St.	Ohio	C. Mich.
Ashford, Perez	1-6	1-8	1-7	0-0	0-0	2-32	0-0	4-30	0-0	0-0	DNP	DNP
Beckner, Bryan	2-41	1-15	0-0	1-8	0-0	0-0	DNP	DNP	0-0	DNP	DNP	DNP
Brown, Me'co	0-0	0-0	2-22	3-31	1-13	1-1	0-0	0-0	0-0	1-5	1-3	DNP
Clark, Willie	3-11	2-52	0-0	2-20, TD	DNP	2-15	0-0	3-18	1-35	1-10	2-22	3-37
Cox, London	1-12	2-11	2-17	5-53, TD	3-14	6-70	2-37	0-0	3-84, 2TD	6-41	11-132	3-57, TD
Cunningham, Reed	0-0	0-0	1-10, TD	0-0	1-27	0-0	0-0	0-0	0-0	0-0	0-0	1-8
Lewis, Marcus	2-19	0-0	4-49	1-17	1-7	2-36	0-0	2-11	0-0	3-18, TD	4-64, TD	6-40, TD
Marks, Jack	0-0	1-5	0-0	DNP	0-0	0-0	DNP	DNP	0-0	0-0	DNP	DNP
Moore, Martel	1-13	2-36	1-6	3-23	DNP	1-3	3-17	0-0	0-0	0-0	1-12	3-61
Palmer, Nathan	0-0	0-0	2-17	DNP	2-41, TD	0-0	0-0	0-0	0-0	0-0	0-0	0-0
Schepler, Jason	0-0	1-4, TD	0-0	DNP	DNP	DNP	0-0	0-0	0-0	0-0	0-0	0-0
Skarb, Kyle	3-42	0-0	2-46	0-0	1-33	0-0	0-0	1-3	0-0	1-8	3-57, TD	0-0
Spann, Chad	2-30	1-20, TD	0-0	2-32	0-0	0-0	0-0	0-0	0-0	0-0	1-7	1-3
Williams, Preston	0-0	0-0	0-0	0-0	0-0	0-0	DNP	0-0	0-0	1-9, TD	0-0	0-0

PASSING

C-A, Yds	UW	WIU	Purdue	Idaho	W. Mich.	Toledo	Miami	Akron	E. Mich.	Ball St.	Ohio	C. Mich.
Harnish, Chandler	15-24, 174	10-14, 143, 2TD	15-26, 174 TD, INT	17-23, 184 2TD	9-15, 135 TD	15-24-1, 157	DNP	DNP	DNP	9-9, 60 TD	24-35-1, 307, 2TD	17-28-2, 206, 2TD
Grady, DeMarcus	DNP	1-4, 8	DNP	DNP	0-0	DNP	6-10, 60	10-18, 62	4-5-1, 119 2TD	4-5-1, 31 TD	0-0	0-0
Morris, Ryan	DNQB	DNQB	DNQB	DNQB	0-0, 0	DNQB	DNQB	DNQB	0-2, 0	DNQB	DNQB	DNQB

PUNTING

No-Avg, In20	UW	WIU	Purdue	Idaho	W. Mich.	Toledo	Miami	Akron	E. Mich.	Ball St.	Ohio	C. Mich.
Salerno, Mike	0-0	0-0	2-51.0	0-0	2-56.1	0-0	2-42.5, 0	3-52.7, 2	1-36.0	3-36.7, 1	6-39.5, 2	5-29.6, 1
Wilber, Josh	5-37.8, 0	2-42.0, 1	5-35.6	2-49.5	3-42.3, 1	5-42.8, 2	2-44.0, 0	2-43.5, 0	DNP	DNP	DNP	DNP

DEFENSE

Solo-Asst-Total	UW	WIU	Purdue	Idaho	W. Mich.	Toledo	Miami	Akron	E. Mich.	Ball St.	Ohio	C. Mich.
Barnas, Garrett	DNP	1-0-1	DNP	DNP	0-1-1	1-0-1	0-1-1	0-0	3-0-3, INT	0-0	0-0	0-0
Baxter, Alan	2-0-2	1-1-2	1-2-3	1-2-3	0-1-1	0-1-1	0-2-2, 0.5 SK	0-0	0-0-0	1-1-2, TFL	2-0-2	1-1-2
Bice, Brandon	3-1-4	0-2-2	1-0-1	1-1-2	0-0-0, PBU	3-5-8, SK, 2FF, 2TFL	1-3-4, SK, TFL, FF	3-1-4, SK, FF 1.5 TFL, PBU	1-0-1	1-1-2, SK, TFL, FR	4-1-5, PBU	2-1-3, SK, TFL, QBH
Bolding, Damell	0-0	1-0-1, SK, TFL	0-0	2-3-5, SK 1.5 TFL, FF	0-0-0	0-0-0	0-2-2	0-0	1-1-2, FF 0.5 TFL	0-0	2-0-2	1-2-3, 1.5 TFL
Brown, Phil	DNP	1-1-2	0-0	0-2-2	0-1-1	0-0-0	0-0-0	2-0-2	0-0-0	0-0	0-0	1-0-1
Bryant, David	1-1-2	DNP	3-0-3, TFL	1-3-4	1-2-3	3-5-8, TFL	1-2-3	DNP	DNP	DNP	0-0	3-4-7, FR 0.5 TFL
Butler, Devon	DNP	2-1-3, FF	0-0	DNP	DNP	0-0-0	0-0-0	2-0-2	1-0-1	0-0	0-0	3-1-4
Clark, Tyrone	DNP	1-2-3, SK, TFL	0-0-0, FR	DNP	0-2-2	0-0-0	1-1-2	DNP	DNP	DNP	1-0-1, FF	1-1-2, PBU
Coffman, Jake	2-5-7	1-0-1, SK, TFL	0-0-0	DNP	2-0-2, FR, TFL, INT, TD, PBU	3-3-6, SK, FR, 2TFL	3-2-5, 2.5 SK, 3 TFL, PBU	2-0-2, SK, TFL	1-2-3, TFL, PBU	0-0-0, PBU	3-1-4, 2 SK, 3TFL	2-4-6, PBU, 0.5 TFL
Coleman, Adam	0-2-2, 0.5 TFL	0-1-1	0-1-1	0-2-2	DNP	0-0-0	0-0-0	DNP	DNP	0-0-0	0-0-0	0-0-0
Daniels, Kiaree	3-2-5, TFL	2-2-4	0-0-0, FR	0-0-0	4-0-4, INT	0-1-1	1-2-3	1-0-1, 2PBU	1-0-1	1-2-3, PBU	1-0-1	2-2-4
Davis, Tommy	0-0	1-0-1	1-0-1	0-0	0-0-0	0-0-0	0-1-1	0-0-0	0-0-0	1-0-1	0-0-0	2-1-3
Delegal, Jordan	1-0-1, PBU	2-0-2, TFL, FF, PBU	0-1-1	3-1-4, PBIK	1-0-1	1-1-2	5-2-7, SK, TFL	1-0-1	2-0-2, SK, TFL	1-0-1, SK, TFL	4-1-5	0-1-1, 0.5 TFL
George, Patrick	6-1-7, TFL	0-2-2	3-1-4	3-3-6, PBU	3-0-3, INT	2-0-2	2-3-5, PBU	2-0-2	2-0-2, 2PBU	2-1-3	1-0-1, PBU	4-2-6, INT TD
Hanson, Cory	0-3-3, 2INT	3-3-6, 0.5 TFL	6-1-7	3-8-11, 0.5 TFL	2-2-4	3-8-11, INT 0.5 TFL	2-2-4, PBU	3-2-5	5-4-9, 2TFL, PBU	3-6-9, PBU	1-1-2	6-3-9
Jacques, Victor	0-0-0	DNP	DNP	0-2-2	1-0-1	0-0-0	1-0-1	0-0-0	0-1-1	DNP	0-0-0	0-0-0
Jefferson, Nabal	DNP	0-4-4	0-0-0	DNP	0-0-0	0-0-0	0-1-1, 0.5 TFL	2-0-2, SK, 2TFL	0-2-2, 0.5 SK 0.5 TFL	0-1-1	1-0-1	0-2-2
Kube, Alex	1-5-6	1-4-5, FF	1-2-3	2-9-11, 2.5 TFL	3-2-5	3-5-8, TFL	1-1-2	1-1-2, 0.5 TFL	0-1-1	3-6-9, TFL	2-3-5	1-3-4, 0.5 TFL
Lawson, Brian	0-3-3, 0.5 TFL	0-0	0-1-1	0-2-2	1-0-1	0-1-1, 0.5 TFL	DNP	DNP	DNP	DNP	DNP	DNP
Newcomb, Ron	0-0	0-1-1	0-0-0	1-0-1	0-0-0, PBU	0-0-0	1-0-1, SK, TFL	2-0-2, TFL	1-1-2, PBU 1.5 TFL	0-0-0	3-0-3	0-0-0
Progar, Sean	1-0-1	1-2-3, SK, TFL, FR, PBU	2-0-2, TFL, FR	2-1-3, SK, TFL	1-1-2	1-0-1, FF	2-1-3, SK, TFL	1-1-2	0-2-2, 0.5 SK	2-1-3, 1.5 SK	1-0-1	3-2-5
Pirkle, D.J.	0-0	3-1-4, TFL	1-0-1, TFL	3-0-3, SK, TFL	0-0-0	1-1-2, 0.5 TFL	0-3-3, SK, TFL, PBU, BIK	1-0-1	1-0-1, TFL	1-0-1	0-1-1, 0.5 TFL	0-0-0
Schiller, Pat	1-5-6	1-5-6, PBU	3-0-3	1-10-11, 0.5 TFL	3-1-4	3-6-9, 1.5 TFL	2-2-4	3-2-5	2-4-6 0.5 TFL	4-8-12, TFL 0.5 SK	0-3-3, 0.5 TFL	4-5-9, FF, TFL
Smith, Chris	2-3-5	1-4-5, FR, PBU	4-2-6	4-2-6	3-2-5	2-2-4, FR	5-1-6, BIK	3-0-3	1-1-2	3-2-5	6-3-9, PBU	4-2-6
Sobol, Mike	4-3-7	3-7-10, 0.5 TFL, 2FF	1-0-1, PBU	0-2-2	1-2-3	2-1-3	3-2-5	3-2-5	2-1-3	2-2-4	1-5-6	DNP
Tranchitella, John	0-0-0	0-0-0	DNP	DNP	DNP	0-1-1	1-3-4	1-0-1	1-0-1	1-0-1	0-0-0	DNP
Williamson, Spencer	1-1-2	1-1-2	0-0	0-2-2	3-2-5	0-1-1	0-2-2	1-1-2	1-0-1, PBU	1-0-1	0-0-0, FR	0-0-0
Wilson, Tracy	6-5-11	4-6-10	6-2-8, TFL	1-7-8	3-4-7, TFL, PBU	1-1-2	3-4-7	2-5-7, FR	1-3-4, 2PBU	4-3-7	4-1-5	5-5-10

# LAST TIME IT HAPPENED

## northern ILLINOIS

### RETURNED A KICKOFF FOR A TOUCHDOWN...

Tommy Davis (86 yards) vs. Eastern Michigan (11-5-09)

### RETURNED A PUNT FOR A TOUCHDOWN...

Perez Ashford (44 yards) at Miami (10-24-09)

### RETURNED A FUMBLE FOR A TOUCHDOWN...

Craig Rusch (60 yards) at Kent State (11-18-08)

### SCORED A SAFETY...

Jake Coffman (tackled RB in end zone) vs. Ball State (11-12-09)

### RETURNED AN INTERCEPTION FOR A TOUCHDOWN...

Patrick George (80 yards) at Central Michigan (11-27-09)

### A NON-QB THREW A TOUCHDOWN PASS...

Garrett Barnas (Incomplete) at Ohio (11-21-09)

### BLOCKED A PUNT...

Jordan Delegal vs. Idaho (9-26-09)

### BLOCKED TWO PUNTS IN A GAME...

Landon Cox & Spencer Williamson vs. Bowling Green (10-25-08)

### BLOCKED A PUNT FOR A TOUCHDOWN...

Matt Simon (block) / Jeff Fontana (recovered in end zone) at Idaho (9-22-07)

### BLOCKED A FIELD GOAL...

Chris Smith at Miami (10-24-09)

### BLOCKED A PAT KICK...

D.J. Pirkle at Miami (10-24-09)

### CONVERTED A FAKE FG FOR A TOUCHDOWN...

Jimmy Erwin (8-yard rush) vs. Central Michigan (10-19-02)

### MISSED A PAT KICK (not blocked)...

Chris Nendick at Temple (10-6-07)

### RECORDED A SHUTOUT...

at Eastern Michigan, 37-0 (9-27-08)

### SUCCESSFULLY CONVERTED A TWO-POINT ATTEMPT...

Brown (rush) vs. Idaho (9-26-09)

### AN NIU PLAYER PASSED FOR 300 OR MORE YARDS...

Chandler Harnish (307) at Ohio (11-21-09)

### AN NIU PLAYER PASSED FOR 400 OR MORE YARDS...

Phil Horvath (486) at Akron (9-24-05) - NIU RECORD

### AN NIU PLAYER RUSHED FOR 100 OR MORE YARDS...

Chad Spann (174) vs. Eastern Michigan (11-5-09)

### AN NIU PLAYER RUSHED FOR 200 OR MORE YARDS...

Garrett Wolfe (203) vs. Central Michigan (11-17-06)

### AN NIU PLAYER HAD A RUSH OF 60 YARDS OR LONGER...

Chad Spann (79) vs. Eastern Michigan (11-5-09)

### TWO NIU PLAYERS RUSHED FOR 100 YARDS IN THE SAME GAME...

Chad Spann (174), DeMarcus Grady (104) vs. Eastern Michigan (11-5-09)

### AN NIU PLAYER HAD 10 OR MORE RECEPTIONS...

Landon Cox (11) at Ohio (11-21-09)

### AN NIU PLAYER HAD 100 OR MORE RECEIVING YARDS...

Landon Cox (132) at Ohio (11-21-09)

### AN NIU PLAYER HAD 200 OR MORE RECEIVING YARDS...

Matt Simon (205) at Central Michigan (9-29-07)

### AN NIU PLAYER HAD 100 RUSHING AND 100 RECEIVING YARDS...

Garrett Wolfe (171 rushing/114 receiving) at Ohio State (9-2-06)

### AN NIU PLAYER HAD TWO TOUCHDOWNS RECEIVING...

Landon Cox (2) vs. Eastern Michigan (11-12-09)

### AN NIU PLAYER SCORED THREE OR MORE TOUCHDOWNS...

Chad Spann (3 rush) vs. Western Michigan (10-3-09)

### AN NIU PLAYER HAD TWO INTERCEPTIONS IN A GAME...

Cory Hanson at Wisconsin (9-5-09)

## an OPPONENT

### RETURNED A KICKOFF FOR A TOUCHDOWN...

Philip Livas (97 yards) of Louisiana Tech, Independence Bowl (12-28-08)

### RETURNED A PUNT FOR A TOUCHDOWN...

LaVon Brazill (91 yards) of Ohio (11-21-09)

### RETURNED AN INTERCEPTION FOR A TOUCHDOWN...

Julian Posey (41 yards) of Ohio (11-21-09)

### RETURNED A FUMBLE FOR A TOUCHDOWN...

Terrance Knighton (66 yards) of Temple (10-6-07)

### SCORED A SAFETY...

Eastern Michigan (NIU QB tackled in end zone) (10-15-05)

### BLOCKED A PUNT...

Ellis Hobbs of Iowa State (9-18-04)

### BLOCKED A PUNT FOR A TOUCHDOWN...

Ellis Hobbs (block) / LaMarcus Hicks (recovered ball in end zone) of Iowa State (9-18-04)

### BLOCKED A FIELD GOAL...

Hasan Hazime of Akron (10-31-09)

### BLOCKED A PAT KICK...

Brandon Slater of Eastern Michigan (11-5-09)

### MISSED A PAT KICK (not blocked)...

Eric Kettani of Navy (11-25-08)

### SHUT OUT THE HUSKIES...

Navy 16, Northern Illinois 0 (11-25-08)

### PASSED FOR 300 OR MORE YARDS...

Zac Dysert (348) of Miami (10-24-09)

### PASSED FOR 400 OR MORE YARDS...

Nathan Enderle (423) of Idaho (9-22-07)

### RUSHED FOR 100 OR MORE YARDS...

Bryan Schroeder (128) of Central Michigan (11-27-09)

### RUSHED FOR 200 OR MORE YARDS...

Tyrell Sutton (214) of Northwestern (9-10-05)

### HAD A RUSH OF 60 YARDS OR LONGER...

Bryan Schroeder (80) of Central Michigan (11-27-09)

### TWO OR MORE OPPOSING PLAYERS RUSHED FOR 100 YARDS...

Jarod Bryant (139) and Zerbin Singleton (101) of Navy (11-17-07)

### AN OPPOSING PLAYER HAD 10 OR MORE RECEPTIONS...

Eric Page (10) of Toledo (10-17-09)

### AN OPPOSING PLAYER HAD 100 OR MORE RECEIVING YARDS...

Andre Jones (154) of Akron (10-31-09)

### AN OPPOSING PLAYER HAD 200 OR MORE RECEIVING YARDS...

Travis Shelton (204) of Temple (10-21-06)

## team HIGHS

### MOST POINTS

Northern Illinois ....50, vs. EMU (11/5)  
Opponent .....45, by CMU (11/27)

### MOST POINTS, QUARTER

Northern Illinois ....21, 4th Q. vs. Akron (10/31)  
21, 2nd Q. at Purdue (9/19)  
Opponent .....21, 2nd Q. by Idaho (9/26)

### MOST POINTS, HALF

Northern Illinois ....28, 1st vs. WIU (9/12)  
Opponent .....24, 1st by CMU (11/27)  
24, 2nd by Ohio (11/21)

### MOST FIRST DOWNS

Northern Illinois ....23, at Purdue (9/19)  
Opponent .....28, by CMU (11/27)

### MOST YARDS RUSHING

Northern Illinois ....280, at Purdue (9/19)  
Opponent .....257, by CMU (11/27)

### MOST RUSHING ATTEMPTS

Northern Illinois ....57, at Purdue (9/19)  
Opponent .....44, by Idaho (9/26)

### MOST PASSING YARDS

Northern Illinois ....307, at Ohio (11/21)  
Opponent .....348, at Miami (10/24)

### MOST PASS ATTEMPTS

Northern Illinois ....35, at Ohio (11/21)  
Opponent .....42, by CMU (11/27)

### MOST PASS COMPLETIONS

Northern Illinois ....24, at Ohio (11/21)  
Opponent .....27, by CMU (11/27)  
27, by Miami (10/24)

### MOST SACKS (BY DEFENSE)

Northern Illinois ....8, vs. Miami (10/24)  
Opponent .....3 by UW (9/5)

### MOST TOTAL NET YARDS

Northern Illinois ....537, vs. E. Michigan (11/5)  
Opponent .....512, by CMU (11/27)

### MOST PENALTIES

Northern Illinois ....9, vs. Akron (10/31)  
9, at Toledo (10/17)  
Opponent .....9, by Ball State (11/12)  
6, by UW (9/5)

### MOST TIME OF POSSESSION

Northern Illinois ....41:40, at Purdue (9/19)  
Opponent .....34:13, by CMU (11/27)  
34:13, by Idaho (9/26)

### MOST TURNOVERS

Northern Illinois ....3, vs. CMU (11/27)  
Opponent .....3 by UW (9/5)  
3 by Purdue (9/19)  
3 by Toledo (10/17)

## team LOWS

### FEWEST POINTS

Northern Illinois ....20, at UW (9/5)  
Opponent .....3, by WMU (10/3)

### FEWEST POINTS, HALF

Northern Illinois ....6, 1st vs. Akron (10/31)  
6, 1st at Toledo (10/17)  
6, 1st at UW (9/5)  
Opponent .....0, 2nd by EMU (11/5)  
0, 1st by Akron (10/31)  
0, 2nd by WMU (10/3)

### FEWEST FIRST DOWNS

Northern Illinois ....14, vs. Ball State (11/12)  
Opponent .....9, by E. Michigan (11/5)

### FEWEST YARDS RUSHING

Northern Illinois ....100, at UW (9/5)  
Opponent .....11, by Miami (10/24) -\*

### FEWEST RUSHING ATTEMPTS

Northern Illinois ....29, vs. CMU (11/27)  
Opponent .....23, by WMU (10/3)  
23, by Purdue (9/19)

### FEWEST PASSING YARDS

Northern Illinois ....60, at Miami (10/24)  
Opponent .....82, by EMU (11/5)

### FEWEST PASS ATTEMPTS

Northern Illinois ....7, vs. EMU (11/5)  
Opponent .....19, by Ball State (11/12)

### FEWEST PASS COMPLETIONS

Northern Illinois ....4, vs. EMU (11/5)  
Opponent .....5, by EMU(11/5)

### FEWEST TURNOVERS

Northern Illinois ....0, vs. Idaho (9/26)  
0 vs. WMU (10/3)  
0 vs. Akron (10/31)  
Opponent .....0 by Idaho (9/26)  
0 by Miami (10/24)

### FEWEST SACKS (BY DEFENSE)

Northern Illinois ....0, vs. WMU (10/3)  
0, at Purdue (9/19)  
0, at UW (9/5)  
Opponent .....0, by WMU (10/3)  
0, by WIU (9/12)

### FEWEST TOTAL NET YARDS

Northern Illinois ....262, at Miami (10/24)  
Opponent .....182, by EMU (11/5)

### FEWEST PENALTIES

Northern Illinois ....3, vs. EMU (11/5)  
3, at UW (9/5)  
Opponent .....1, by WMU (10/3)

### LEAST TIME OF POSSESSION

Northern Illinois ....25:47, vs. CMU (11/27)  
25:47, vs. WIU (9/12)  
Opponent .....18:20, by Purdue (9/19)

\*- School Record

## individual HIGHS

### MOST YARDS RUSHING

NIU .....174, Chad Spann vs. EMU (11/5)  
Opp. ....143, De'Maundray Woolridge,  
Idaho (9/26)

### MOST RUSHING ATTEMPTS

NIU .....26, Me'co Brown at Purdue (9/19)  
Opp. ....19, De'Maundray Woolridge,  
Idaho (9/26)

### MOST RUSHING TOUCHDOWNS

NIU .....3, Chad Spann vs. WMU (10/3)  
Opp. ....2, DuJuane Collins, Toledo (10/17)  
2, John Clay, UW (9/5)

### MOST YARDS PASSING

NIU .....307, Chandler Harnish at Ohio (11/21)  
Opp. ....348, Zac Dysert, Miami (10/24)

### MOST PASS ATTEMPTS

NIU .....35, Chandler Harnish at Ohio (11/21)  
Opp. ....41, Dan LeFevour, CMU (11/27)

### MOST PASS COMPLETIONS

NIU .....24, Chandler Harnish at Ohio (11/21)  
Opp. ....27, Dan LeFevour, CMU (11/27)  
27, Zac Dysert, Miami (10/24)

### HIGHEST COMPLETION PERCENTAGE

NIU ....100.0 (9-9), Harnish vs. BSU (11/12)  
Opp. ....78.2 (18-23), Enderle, Idaho (9/26)

### MOST TOUCHDOWN PASSES

NIU .....2, Chandler Harnish at CMU (11/27)  
2, Chandler Harnish at Ohio (11/21)  
2, DeMarcus Grady vs. EMU (11/5)  
2, Chandler Harnish vs Idaho (9/26)  
2, Chandler Harnish vs WIU (9/12)  
Opp. ....3, by three players

### MOST RECEPTIONS

NIU .....11, Landon Cox at Ohio (11/21)  
Opp. ....7, Armand Robinson, Miami (10/24)

### MOST RECEIVING YARDS

NIU .....132, Landon Cox at Ohio (11/21)  
Opp. ....154, Andre Jones, Akron (10/31)

### MOST TOUCHDOWN RECEPTIONS

NIU .....2, Landon Cox vs. EMU (11/5)  
Opp. ....1, Tim Cortazzo, Toledo (10/17)  
1, Isaac Anderson, UW (9/5)

### MOST TOUCHDOWNS

NIU .....3, Chad Spann vs. WMU (10/3)  
3, Chad Spann vs. WIU (9/12)  
Opp. ....2, Armand Robinson, Miami (10/24)  
2, Joey Elliott, Purdue (9/19)  
2, John Clay, UW (9/5)

### MOST SACKS

NIU .....2.5, Jake Coffman at Miami (10/24)  
Opp. ....1, by seven players

### MOST TACKLES FOR LOSS

NIU .....3, Jake Coffman at Ohio (11/21)  
3, Jake Coffman at Miami (10/24)  
Opp. ....2.5, O'Brien Schoffield, UW (9/5)

### MOST INTERCEPTIONS

NIU .....2, Cory Hanson vs. UW (9/5)  
Opp. ....1, by six players

**NIU BOWL HISTORY**

**1983 CALIFORNIA BOWL**

**NORTHERN ILLINOIS 20**  
**CAL STATE FULLERTON 13**

Dec. 17 - Bulldog Stadium (20,464) - Fresno, Calif.



Northern Illinois used a pair of touchdown runs by Darryl Richardson and two field goals by Vince Scott on its way to a 20-13 victory over Cal State Fullerton in the California Bowl.

After the teams traded first quarter field goals, the Huskies and Titans swapped second quarter touchdowns on the way to a 10-10 halftime tie. Richardson scored the first TD of the contest on a three-yard run midway through the second and Fullerton answered on its ensuing drive when Damon Allen hit Corn Redick on a 25-yard touchdown pass.

Richardson, who entered the game as the nation's 10th leading rusher, scored on a four-yard run in the third quarter to put NIU ahead to stay. The Huskies extended the lead to 20-10 when Scott booted his longest field goal of the game, a 42-yarder, early in the fourth quarter. The Titans capped the scoring midway through the fourth when Greg Steinke connected on a 40-yard field goal.

Huskie fullback Lou Wicks totaled 117 rushing yards while Richardson added 67 for the NIU option attack. Quarterback Tim Tyrrell completed 10-of-18 passes for 119 yards and ran for 37 more behind a line that featured Todd Peat.

NIU finished 10-2 on the season while Fullerton enjoyed their best Division I-A season at 7-5.

SCORING BY QUARTERS	1	2	3	4	Total
Northern Illinois	3	7	7	3	20
Cal State Fullerton	3	7	0	3	13

**SCORING SUMMARY**

- NIU - Scott 23 FG, 1st 9:18 (12-71, 5:42)
- CSF - Steinke 26 FG, 1st 5:57 (8-67, 3:21)
- NIU - Richardson 3 run (Scott kick), 2nd 8:53 (15-60, 5:57)
- CSF - Redick 25 pass from Allen (Steinke kick), 2nd 6:11 (6-80, 2:42)
- NIU - Richardson 4 run (Scott kick), 3rd 3:13 (5-45, 2:17)
- NIU - Scott 42 FG, 4th 12:09 (7-30, 3:20)
- CSF - Steinke 40 FG, 4th 7:03 (11-54, 5:06)

**INDIVIDUAL STATISTICAL LEADERS**

**Rushing**  
 NIU: Richardson 21-67, Wicks 14-117, Tyrrell 14-37, Kincade 3-4.  
 CSF: Allen 9-6, Lewis 8-11, Calhoun 5-55, Gerhart 4-11, Redick 1-43.


**Team STATISTICS**

	NIU.....	CSF
First Downs (R-P)	15 (11-4).....	15 (5-9)
Rushes-Net Yards	53-253.....	30-146
Passing Yards	119.....	233
Passes (C-A-I)	10-18-0.....	18-32-0
Plays-Total Yards	71-372.....	62-379
Fumbles-Lost	1-0.....	2-0
Penalties-Yards	9-75.....	9-85
Kickoff Returns-Yds	3-55.....	4-71
Punt Returns-Yds	1-13.....	3-18
3rd Down Conversions	8-14.....	6-16
4th Down Conversions	1-2.....	1-2
Punts-Average	3-42.0.....	3-36.3
Possession Time	33:33.....	26:27
Sacks By-Yards	N/A.....	N/A

**Passing**  
 NIU: Tyrrell 10-18-0, 119.  
 CSF: Allen 18-32-0, 233.

**Receiving**  
 NIU: Sims 4-43, Wicks 2-22, Richardson 2-2, Quinlan 1-37, Spicher 1-15.  
 CSF: Pruitt 6-133, Pitts 6-60, Gerhart 3-7, Redick 1-25, Lewis 1-4.

**Tackle Leaders**  
 NIU: Considine 7, Bartlett 7, Hicks 7, Schlinger 6, Griffin 6, Sanders 6, Burns 6.  
 CSF: Hubbard 18, Nevens 11, Pembroke 10, Collins 6, McLean 6.



Lou Wicks rushed for 117 yards in the California Bowl victory.

**2004 SILICON VALLEY CLASSIC**

**NORTHERN ILLINOIS 34**  
**TROY 21**

Dec. 30 - Spartan Stadium (21,456) - San Jose, Calif.




Josh Haldi passed for 146 yards and rushed for two touchdowns to lead Northern Illinois through mud and rain to its first bowl victory in 21 years, 34-21 over Troy in the Silicon Valley Football Classic.

The Huskies (9-3) overcame a steady downpour, lighting problems and a delayed kickoff by scoring 34 consecutive points.

Tailback Garrett Wolfe, the NCAA's scoring co-leader, rushed for his 21st touchdown of the season before leaving with a hip injury. But A.J. Harris filled in with 120 yards rushing and another score as the Huskies methodically erased a quick start by the Trojans (7-5), who scored two touchdowns in the first nine minutes of the game.

Down 14-0, Wolfe scored on a 50-yard TD run while setting the school record for touchdowns (21) on the play. Haldi ran for a pair of one-yard touchdowns sandwiched around a Chris Nendick field goal as NIU took a 24-14 halftime lead.

Nendick added a second field goal and Harris scored on a three-yard run to put NIU ahead 34-14 before Troy got back on the board with a fourth quarter score.



Joe Novak lifts the championship trophy after a 34-21 victory.

SCORING BY QUARTERS	1	2	3	4	Total
Troy	14	0	0	7	21
Northern Illinois	14	10	3	7	34

**SCORING SUMMARY**

- Troy - McDowell 1 run (Whibbs kick), 1st 10:41 (9-78, 4:19)
- Troy - Richardson 23 pass from McDowell (Whibbs), 1st 6:05 (8-73, 2:51)
- NIU - Wolfe 50 run (Nendick kick), 1st 4:46 (3-73, 1:19)
- NIU - Haldi 1 run (Nendick kick), 1st 1:15 (5-28, 1:46)
- NIU - Nendick 30 FG, 2nd 9:49 (4-1, 1:35)
- NIU - Haldi 1 run (Nendick kick), 2nd 0:34 (7-56, 2:45)
- NIU - Nendick 39 FG, 3rd 7:50 (9-46, 3:35)
- NIU - Harris 3 run (Nendick kick), 4th 14:30 (11-70, 6:37)
- Troy - McDowell 4 run (Whibbs kick), 4th 10:50 (9-82, 3:40)

Offensive MVP: DeWhitt Betterson (Troy); Defensive MVP: Lionel Hickenbottom (NIU); Special Teams MVP: Dustin Utschig (NIU)

**INDIVIDUAL STATISTICAL LEADERS**

**Rushing**  
 Troy: Betterson 25-150, McDowell 13-18, Richardson 2-3.  
 NIU: Harris 23-120, Wolfe 15-84, Haldi 5-11.

**Team STATISTICS**

	Troy.....	NIU
First Downs (R-P)	13 (9-4).....	17 (9-5)
Rushes-Net Yards	41-170.....	44-213
Passing Yards	122.....	146
Passes (C-A-I)	6-22-1.....	8-24-0
Plays-Total Yards	63-292.....	68-359
Fumbles-Lost	2-0.....	1-0
Penalties-Yards	4-29.....	4-40
Kickoff Returns-Yds	7-143.....	4-100
Punt Returns-Yds	4-26.....	4-43
3rd Down Conversions	6-16.....	6-16
4th Down Conversions	0-2.....	1-1
Punts-Average	7-35.3.....	5-32.6
Possession Time	27:52.....	32:08
Sacks By-Yards	0-0.....	1-13

**Passing**  
 Troy: McDowell 6-20-1, 122, Samples 0-2-0, 0.  
 NIU: Haldi 8-24-0, 146.

**Receiving**  
 Troy: Samples 3-87, Richardson 1-23, Banks 1-6, Dawkins 1-6.  
 NIU: Cieslak 2-35, Perez 2-31, Powers 1-47, Sheldon 1-17, Nordin 1-9, Hurd 1-7.

**Tackle Leaders**  
 Troy: Johnson 7, Davis 6, Ansley 5, Faulk 4, Martin 4.  
 NIU: Atkinson 11, Al. Hansbro 6, Lee 6, Holdman 6, Ad. Hansbro 6.

## NIU BOWL HISTORY

### 2006 POINSETTIA BOWL

**TCU** 37  
**NORTHERN ILLINOIS** 7

Dec. 19 - Qualcomm Stadium (29,709) - San Diego, Calif.



A powerful TCU defense shut down the Huskie offensive attack while the Horned Frogs' offense wore down the Northern Illinois defense en route to a 37-7 victory in the 2006 San Diego County Credit Union Poinsettia Bowl.


TCU took an early 6-0 lead on a four-yard run by Lonta Hobbs thanks to a short punt that resulted in great field position. NIU was unable to take advantage of a blocked punt by Dustin Utschig and TCU added to its lead on the first of quarterback Jeff Ballard's three touchdown runs, this one from 10 yards out with 14:49 left in the second.

The Huskies got their best scoring chance of the half as they mounted a seven-play, 53-yard drive to the TCU 34-yard line. But Chris Nendick's 51-yard field goal attempt fell short and the Horned Frogs got a 25-yard three-pointer from Chris Manfredini as the half ended to take a 16-0 lead.

TCU extended their lead to 23-0 on the first possession of the second half as Ballard scored on a one-yard run. Another long punt return set up a Ballard six-yard TD run to give the Frogs a 30-0 lead.

The Huskies lone score of the game came at the start of the fourth quarter when Jarret Carter blocked a Brian Cortney punt and John Tranchitella returned it 32 yards for the score.

TCU ended the season 11-2 while the Huskies capped their 2006 campaign with a 7-6 record.



Matt Simon set a NIU bowl record with his 62-yard reception.

SCORING BY QUARTERS	1	2	3	4	Total
Northern Illinois	0	0	0	7	7
TCU	6	10	14	7	37

#### SCORING SUMMARY

TCU - Hobbs 4 run (Manfredini kick blocked), 1st 12:03 (3-26, 0:46)  
 TCU - Ballard 10 run (Manfredini kick), 2nd 14:49 (7-55, 2:09)  
 TCU - Manfredini 25 FG, 2nd 0:00 (12-77, 3:52)  
 TCU - Ballard 1 run (Manfredini kick), 3rd 12:06 (7-80, 2:54)  
 TCU - Ballard 6 run (LoCoco kick), 3rd 9:08 (3-19, 1:11)  
 NIU - Tranchitella 32 blocked punt return (Nendick kick), 4th 14:14  
 TCU - Hecht 6 pass from Ballard (LoCoco kick), 4th 10:55 (6-62, 3:19)

#### INDIVIDUAL STATISTICAL LEADERS

**Rushing**  
 NIU: Wolfe 20-28, Anderson 3-4, Britt Davis 1(-4), Nicholson 5(-48).  
 TCU: Hobbs 18-109, Brown 14-52, Ballard 11-19, Massey 3-18.

#### Team STATISTICS

	NIU.....	TCU
First Downs (R-P)	5 (0-2).....	23 (10-13)
Rushes-Net Yards	29(-20).....	46-198
Passing Yards	80.....	258
Passes (C-A-I)	6-19-1.....	19-29-0
Plays-Total Yards	48-60.....	75-456
Fumbles-Lost	1-0.....	2-0
Penalties-Yards	0-0.....	7-80
Kickoff Returns-Yds	6-80.....	1-38
Punt Returns-Yds	1-42.....	6-89
3rd Down Conversions	2-14.....	7-15
4th Down Conversions	0-1.....	0-1
Punts-Average	9-40.6.....	6-27.3
Possession Time	27:36.....	32:24
Sacks By-Yards	2-6.....	5-48

**Passing**  
 NIU: Nicholson 6-18-1, 80, Morris 0-1-0, 0.  
 TCU: Ballard 19-29-0, 258.

**Receiving**  
 NIU: Carter 2-14, Wolfe 2-2, Simon 1-62, Brandon Davis 1-2.  
 TCU: Harmon 6-94, Hobbs 3-61, Moore 2-26, Reagan 2-23, Bryant 2-20, Andrus 1-12, Brown 1-8, Massey 1-8, Hecht 1-6.

**Tackle Leaders**  
 NIU: Utschig 9, Reiter 8, Hanson 8, Rice 7, McCarthy 7, Pruitt 6.  
 TCU: White 7, Henson 6, Phillips 6, Hawthorne 5.

### 2008 INDEPENDENCE BOWL

**LOUISIANA TECH** 17  
**NORTHERN ILLINOIS** 10

Dec. 28 - Independence Stadium (41,567) - Shreveport, La.



Northern Illinois out-gained Louisiana Tech in rushing, passing and total offense at the 33rd Annual Independence Bowl in Shreveport, La., but committed a season-high three turnovers and gave up a momentum-turning kickoff return to fall 17-10.

Philip Livas' 97-yard kickoff return with 1:43 left in the first quarter proved to be the difference in a defensive struggle.

The play came immediately after NIU scored the game's first touchdown on an eight-yard pass from Chandler Harnish to fullback Kyle Skarb. That play capped a 69-yard drive as NIU dominated time of possession in the first quarter, 11:46 to 3:14.

After a 15-yard punt gave La Tech field position at the NIU 42-yard line, the Bulldogs took just five plays to go ahead for good 14-7 on Daniel Porter's 11 yard run.

The Bulldogs extended their lead to 17-7 on their first drive of the second half as they went 49 yards in eight plays before stalling at the NIU 13-yard line. From there, Brad Oestriecher hit a 33-yard field goal.

NIU answered with a 10-play, 86-yard drive. Harnish hit Marcus Perez with a 40-yard pass play to the La Tech eight and Mike Salerno hit a 20-yard field goal to close the margin to seven points. However, neither team scored again.

Louisiana Tech finished 2008 with an 8-5 mark while NIU ended at 6-7.



Chandler Harnish completed 20 of 40 passes for 186 yards and a touchdown while he also had 12 carries for 61 yards.

SCORING BY QUARTERS	1	2	3	4	Total
Northern Illinois	7	0	3	0	10
Louisiana Tech	7	7	3	0	17

#### SCORING SUMMARY

NIU - Skarb 8 pass from Harnish (Salerno kick), 1st 1:56 (11-69, 5:50)  
 TECH - Livas 97 kickoff return (Oestriecher kick), 1st 1:43  
 TECH - Porter 11 run (Oestriecher kick), 2nd 13:41 (5-42, 2:04)  
 TECH - Perkins 33 FG, 3rd 11:54 (8-49, 3:06)  
 NIU - Salerno 20 FG, 3rd 7:31 (10-66, 4:23)

#### INDIVIDUAL STATISTICAL LEADERS

**Rushing**  
 NIU: Spann 14-79, Harnish 12-61, Palmer 1-12, Brown 1-2, Grady 2-1.  
 TECH: Porter 18-78, Livas 3-15, Jackson 5-9, Harris 1-6, Jenkins 4(-16).

#### Team STATISTICS

	NIU.....	TECH
First Downs (R-P)	17 (8-9).....	12 (4-6)
Rushes-Net Yards	31-153.....	31-92
Passing Yards	186.....	144
Passes (C-A-I)	20-41-2.....	12-27-0
Plays-Total Yards	72-339.....	58-236
Fumbles-Lost	3-1.....	2-1
Penalties-Yards	7-70.....	6-40
Kickoff Returns-Yds	4-95.....	3-132-1
Punt Returns-Yds	2-0.....	2-5
3rd Down Conversions	7-16.....	2-14
4th Down Conversions	0-2.....	0-1
Punts-Average	6-35.3.....	8-35.6
Possession Time	33:12.....	26:48
Sacks By-Yards	3-15.....	0-0

**Passing**  
 NIU: Harnish 20-40-2, 186, Simon 0-1-0, 0.  
 TECH: Jenkins 12-27-0, 144.

**Receiving**  
 NIU: Simon 6-44, Perez 2-44, Cunningham 2-26, Spann 2-15, Cox 2-15, Turner 2-15, Skarb 1-8, Fahive 1-8, Brown 1-6, Davis 1-5.  
 TECH: Livas 4-18, Tuminello 2-30, Beck 2-17, Jackson 1-34, Porter 1-24, Morris 1-15, Womack 1-6.

**Tackle Leaders**  
 NIU: Hanson 9, Bryant 7, Allen 6, McCarthy 5, Rice 5.  
 TECH: Brown 14, Harris 6, Young 6, Victorian 6, Howze 6, Jackson 5.

**NIU BOWL RECORDS**

**TEAM RECORDS**

**All-Time Bowl Record: 3-5 (.375)**  
**Major College Bowl Record: 2-2 (.500)**

**Total Offense**

Most Yards: 439, vs. Missouri State (1963)  
 Fewest Yards: 60, vs. TCU (2006)  
 Most Touchdowns: 4, vs. Troy (2004)

**Rushing**

Most Attempts: 53, vs. Cal State Fullerton (1983)  
 Fewest Attempts: 18, vs. Missouri State (1963)  
 Most Yards: 253, vs. Cal State Fullerton (1983)  
 Fewest Yards: -20, vs. TCU (2006)

**Passing**

Most Attempts: 42, vs. Missouri State (1963)  
 Fewest Attempts: 18, vs. Cal State Fullerton (1983)  
 Most Completions: 27, vs. Missouri State (1963)  
 Fewest Completions: 6, vs. TCU (2006)  
 Most Yards: 327, vs. Missouri State (1963)  
 Fewest Yards: 80, vs. TCU (2006)

**Punting**

Most Punts: 9, vs. TCU (2006)  
 Fewest Punts: 3, vs. Cal State Fullerton (1983)  
 Highest Average: 42.0, vs. Cal State Fullerton (1983)  
 Lowest Average: 32.6, vs. Troy (2004)

**First Downs**

Most First Downs: 19, vs. Missouri State (1963)  
 Fewest First Downs: 5, vs. TCU (2006)  
 Most First Downs Rushing: 11, vs. Cal State Fullerton (1983)  
 Fewest First Downs Rushing: 0, vs. TCU (2006)  
 Most First Downs Passing: 14, vs. Missouri State (1963)  
 Fewest First Downs Passing: 2, vs. TCU (2006)

*NOTE: Individual statistics for 1946 and 1947 bowl appearances are unavailable.*



Many Huskie seniors like Reed Cunningham (83) will conclude their careers with three bowl appearances .



After spending Christmas in Shreveport a year ago, the Huskies will enjoy New Year's in Toronto this season.

**INDIVIDUAL RECORDS**

**Rushing**

Carries: 23, A.J. Harris vs. Troy (2004)  
 Yards: 120, A.J. Harris vs. Troy (2004)

**Passing**

Attempts: 41, George Bork vs. Missouri State (1963)  
 Completions: 27, George Bork vs. Missouri State (1963)  
 Touchdowns: 3, George Bork, twice (1962 and 1963)  
 Yards: 186, Chandler Harnish vs. Louisiana Tech (2008)

**Receiving**

Receptions: 9, Hugh Rohrschneider vs. Missouri State (1963)  
 Yards: 113, Hugh Rohrschneider vs. Missouri State (1963)  
 Touchdowns: 1, seven times

**Scoring**

Touchdowns: 2, Josh Haldi vs. Troy (2004)  
 2, Darryl Richardson vs. CSF (1983)  
 Points: 12, Josh Haldi vs. Troy (2004)  
 12, Darryl Richardson vs. CSF (1983)  
 PATs: 4, Chris Nendick vs. Troy (2004)

**Field Goals**

Longest Made FG: 42, Vince Scott vs. Cal State Fullerton (1983)  
 Most FG: 2, Chris Nendick vs. Troy (2004)  
 2, Vince Scott vs. CSF (1983)

**Defense**

Most Tackles: 16, Brian Atkinson vs. Troy (2004)

**college division BOWL RESULTS**

**1946 TURKEY BOWL**

Nov. 28 at Evansville, Ind. (Bosse Field) - Evansville 19, NIU 7

**1947 REFRIGERATOR BOWL**

Nov. 29 at Evansville, Ind. (Bosse Field) - Evansville 20, NIU 0

**1962 MINERAL WATER BOWL**

Nov. 24 at Excelsior Springs, Mo. (Roosevelt Field) - Adams State 23, NIU 20

**1962 MINERAL WATER BOWL**

Nov. 24 at Excelsior Springs, Mo. (Roosevelt Field) - NIU 21, Missouri State 21

# SEASON

S U P E R L A T I V E S

- **Back-to-Back Bowl Bids**
- **First Victory Over a Big Ten Opponent Since 1988**
- **No. 1 Redzone Offense in the Nation**
- **The MAC's Leading Scorer**
- **Eight Winning Seasons this Decade**



# LEAGUE LEADERS

#1 IN TOTAL DEFENSE AND RUSHING OFFENSE IN THE MAC

