

NORTHERN ILLINOIS BASEBALL HISTORY AND RECORDS



OFFICIAL LINEUP CARD

Pg.	Section
38	Team Records
39-42	Individual Records
42	Huskie Athletics Hall of Fame
43	Huskies in MLB and MLB Draft
44	All-Americans/Awards and Honors
45	Awards and Honors
46-47	All-Time Letterwinners
48-49	Annual Statistics Leaders
50	Annual Team Statistics
51-54	Season Results
54	All-Time Record vs. Opponents

NORTHERN ILLINOIS UNIVERSITY HUSKIES

RECORDS

TEAM SEASON RECORDS

WINS

All Years

- 34 (2003)
- 34 (2007)
- 31 (2004)
- 29 (1995)
- 28 (2001)
- 28 (2008)

College Era

- 23 (1964)
- 20 (1961)
- 20 (1967)
- 17 (1937)
- 16 (1950)

LOSSES

All Years

- 51 (1999)
- 39 (1998)
- 36 (1992)
- 36 (2005)
- 34 (1993)

College Era

- 21 (1962)
- 18 (1955)
- 17 (1963)
- 17 (1965)
- 14 (1959)

WINNING PCT.

Division I Era

- .750 (1972)
- .659 (1977)
- .615 (1971)
- .586 (2003)
- .586 (2007)

College Era

- 1.000 (1925)
- .833 (1910)
- .833 (1946)
- .769 (1920)
- .700 (1947)

HITTING

AVERAGE

All Years

- .326 (1972)
- .325 (1982)
- .323 (1997)
- .320 (1977)
- .315 (2003)

College Era

- .284 (1964)
- .279 (1951)
- .272 (1959)
- .272 (1963)
- .269 (1967)

RUNS

All Years

- 408 (2003)
- 401 (2004)
- 379 (2001)
- 378 (2007)
- 374 (2002)

College Era

- 213 (1967)
- 183 (1962)
- 176 (1964)
- 174 (1963)
- 166 (1959)

HITS

All Years

- 625 (2003)
- 590 (2004)
- 581 (2007)
- 555 (2002)
- 554 (2001)

College Era

- 302 (1963)
- 294 (1967)
- 267 (1964)
- 265 (1965)
- 252 (1962)

DOUBLES

All Years

- 138 (2001)
- 113 (2002)
- 108 (2003)
- 108 (2007)
- 107 (2008)

College Era

- 51 (1967)
- 49 (1965)
- 42 (1963)
- 40 (1961)
- 38 (1964)

TRIPLES

All Years

- 21 (1964)
- 21 (2004)
- 18 (1977)
- 18 (1982)
- 15 (1997)

College Era

- 21 (1964)
- 10 (1967)
- 9 (1963)
- 8 (1965)
- 7 (4 times)

HOME RUNS

All Years

- 70 (2003)
- 48 (2008)
- 46 (2002)
- 46 (2004)
- 42 (2007)

College Era

- 31 (1967)
- 20 (1961)
- 17 (1958)
- 16 (1963)
- 15 (1962)

WALKS

All Years

- 289 (1992)
- 262 (1995)
- 222 (2001)
- 218 (2007)
- 217 (2003)
- 217 (2004)

STEALS

All Years

- 116 (1977)
- 108 (1995)
- 91 (1992)
- 91 (1994)
- 91 (1996)

STRIKEOUTS

All Years

- 415 (2005)
- 389 (2004)
- 389 (2008)
- 377 (2006)
- 374 (2002)

College Era

- 58 (1959)
- 51 (1961)
- 50 (1965)
- 40 (1960)
- 40 (1962)

SACRIFICES

All Years

- 59 (1997)
- 44 (1996)
- 41 (1995)
- 39 (1994)
- 35 (2005)

College Era

- 30 (1964)
- 26 (1955)
- 23 (1959)
- 20 (1965)
- 17 (1960)

PITCHING

ERA

Modern Era

- 4.65 (2007)
- 5.02 (1994)
- 5.05 (2003)

Division I Era

- 3.77 (1972)
- 4.04 (1968)
- 4.10 (1977)

College Era

- 1.79 (1964)
- 2.48 (1966)
- 2.61 (1961)

INNINGS

Division I Era

- 505.1 (2004)
- 503.2 (2007)
- 483.1 (2003)
- 475.0 (2008)
- 472.1 (2005)

College Era

- 284.0 (1963)
- 274.1 (1962)
- 266.1 (1965)
- 263.0 (1967)
- 254.2 (1961)

STRIKEOUTS

Division I Era

- 398 (2007)
- 391 (2001)
- 389 (2004)
- 365 (2006)
- 363 (2003)

College Era

- 223 (1967)
- 215 (1963)
- 208 (1962)
- 201 (1959)
- 190 (1965)

FIELDING

FIELDING PCT.

All Years

- .963 (2008)
- .962 (1959)
- .962 (2007)
- .959 (1966)
- .958 (1971)
- .958 (1996)

TEAM GAME RECORDS

RUNS

Northern Illinois

- 22 vs. Fordham, 3-18-00
- 22 vs. Trinity International, 4-4-00
- 20 vs. Western Michigan, 4-11-04
- 20 vs. Chicago State, 5-15-07
- 19 vs. Northwestern, 4-21-92
- 19 vs. Cleveland State, 4-7-96
- 19 at Creighton, 4-20-99
- 19 at Tennessee-Martin, 2-24-01
- 19 at Toledo, 5-22-05

Opponent

- 32 by New Orleans, 3-15-94
- 27 by Eastern Kentucky, 3-18-05
- 26 by Illinois-Chicago, 5-11-92

HITS

Northern Illinois

- 27 vs. Trinity International, 4-4-00
- 23 at Cleveland State, 4-19-97
- 23 vs. Fordham, 3-18-00
- 26 by New Orleans, 3-15-94
- 25 by Illinois-Chicago, 5-11-92
- 25 by Murray State, 2-27-99
- 25 by Eastern Kentucky, 3-18-05

Opponent

- 26 by New Orleans, 3-15-94
- 25 by Illinois-Chicago, 5-11-92
- 25 by Murray State, 2-27-99
- 25 by Eastern Kentucky, 3-18-05

DOUBLES

Northern Illinois

- 8 vs. Creighton, 3-20-99
- 7 vs. St. Xavier, 4-7-01
- 7 at Texas Tech, 2-24-07
- 7 vs. Long Island, 3-11-07
- 6 at Minnesota, 3-9-97
- 6 vs. Trinity International, 4-4-00
- 6 vs. Toledo, 4-28-01
- 6 at Ohio, 3-25-06
- 6 vs. Chicago State, 5-15-07

Opponent

- 9 by SIU-Edwardsville, 3-30-91
- 8 by Ball State, 4-22-00
- 7 by Kent State, 4-14-99
- 7 by Eastern Illinois, 4-14-04

TRIPLES

Northern Illinois

- 3 at Illinois-Chicago, 5-11-92
- 3 vs. Chicago State, 4-24-97
- 3 vs. Trinity International, 3-24-99
- 3 vs. Fordham, 3-18-00
- 3 at Kent State, 4-7-07

Opponent

- 5 by Toledo, 4-28-01
- 4 by Creighton, 3-20-99
- 3 eight times (last by Kent State, 4-8-06)

HOME RUNS

Northern Illinois

- 7 at Bowling Green, 4-18-04
- 6 at Iowa, 4-1-03
- 5 at Illinois-Chicago, 5-1-96
- 5 at Chicago State, 4-24-02
- 5 at Toledo, 5-5-02

Opponent

- 6 six times (last by E. Michigan, 5-27-04)

WALKS

Northern Illinois

- 14 vs. Eastern Michigan, 4-19-98
- 13 at Mercer, 3-8-93
- 13 vs. Delaware State, 3-13-95
- 13 vs. Chicago State, 4-19-05
- 13 vs. Chicago State, 5-15-07

Opponent

- 15 by Central Michigan, 4-24-04
- 14 by Eastern Illinois, 4-13-91
- 12 by Cincinnati, 3-3-00
- 11 five times (last by E. Kentucky, 3-8-03)

STRIKEOUTS

Northern Illinois

- 16 at Auburn, 3-10-93
- 15 at Mississippi State, 3-10-92
- 15 at Wright State, 4-3-93
- 15 at Central Michigan, 4-27-02
- 15 at New Orleans, 3-5-04
- 15 vs. Fordham, 3-15-07

Opponent

- 18 by Chicago State, 4-6-99
- 16 by Kent State, 4-5-08
- 15 by Eastern Illinois, 4-1-95

STOLEN BASES

Northern Illinois

- 10 vs. Chicago, 4-27-91
- 10 at Davidson, 3-13-96
- 9 vs. Austin Peay State, 3-11-95

Opponent

- 12 by Evansville, 2-24-96
- 11 by Northwestern, 4-28-98
- 9 by Butler, 3-30-97

LONGEST GAME

Duration

- 4:22, vs. Portland, 2-28-08
- 4:11, vs. Northern Iowa, 3-29-05
- 4:10, vs. Chicago State, 4-6-99


Innings

- 16, vs. Portland, 2-28-08
- 15, at Western Michigan, 4-13-03
- 15, vs. Northern Iowa, 3-29-05



The 2003 Huskies won a school-record 34 games while establishing several offensive records, including most runs scored and home runs.

HITTING LEADERS



Mark Boothe recorded NIU's best career and season batting averages.

BATTING AVERAGE

Career (min. 175 AB)

1.	.385	Mark Boothe	1979-82
2.	.371	John Graziano	1974-75
3.	.367	Tom Wittum	1969-72
4.	.357	Mike Birs	1992-94
5.	.353	Jeff Sevenich	1977-80
6.	.351	Brad Kawell	1980-82
7.	.350	Scott Simon	2003-07
8.	.341	Rob Marconi	2001-04
9.	.340	Clayton Armstrong	1976-78
	.340	Al Wallace	1980-82

Season (min. 2.5 AB/Game)

1.	.439	Mark Boothe	1980
2.	.426	Bob Jackson	1972
3.	.423	Jack Merlet	1966
4.	.414	Al Wallace	1982
5.	.411	Joe Plaskas	1959
6.	.407	Jeff Sevenich	1979
7.	.389	Pat Conroy	1967
	.389	Mark Boothe	1981
9.	.385	Bill Malinowski	1964
10.	.383	Bob Middleton	1958

GAMES PLAYED

Career

1.	233	Scott Simon	2003-07
2.	221	Pat Kerrigan	1999-2002
3.	204	Mike O'Neill	1995-98
4.	190	Kyle Kimme	1998-2001
5.	187	Rob Marconi	2001-04
6.	180	Mike Hochhauser	2000-04
7.	177	Greg Larsen	2002-05
8.	175	Zach Zavac	1991-94
9.	174	Joe Milroy	1997-2000
10.	165	Rick Sabol	1979-82

Season

1.	59	Scott Simon	2004
	59	Rob Marconi	2004
3.	58	several times	

AT-BATS

Career

1.	909	Scott Simon	2003-07
2.	755	Pat Kerrigan	1999-2002
3.	684	Rob Marconi	2001-04
4.	657	Mike O'Neill	1995-98
5.	643	Jason Ciarrachi	1999-2001
6.	622	Pat Minogue	2006-pres.
7.	605	Greg Larsen	2002-05
8.	564	Mike Hochhauser	2000-04
10.	552	Bobby Stevens	2006-08

Season

1.	238	Scott Simon	2004
2.	236	Rob Marconi	2003
3.	234	Jeremy Busch	2004
4.	227	Rob Marconi	2004
5.	222	Scott Simon	2007
	222	Jesse Seykora	2007
7.	221	Dan Urban	2003

AT-BATS

Season

221	Jordin Hood	2008	
9.	219	Pat Minogue	2006
10.	217	Mike Hochhauser	2004

HITS

Career

1.	318	Scott Simon	2003-07
2.	244	Pat Kerrigan	1999-2002
3.	233	Rob Marconi	2001-04
4.	199	Jeremy Busch	2003-05
5.	195	Mike O'Neill	1995-98
6.	181	Dan Urban	2001-03
7.	173	Mike Birs	1992-94
8.	170	Mark Boothe	1979-82
9.	168	Pat Minogue	2006-pres.
10.	166	Jeff Sevenich	1977-80

Season

1.	89	Scott Simon	2004
2.	78	Rob Marconi	2004
3.	76	Noel Danielson	2001
	76	Joe Mazzuca	2003
5.	74	Rob Marconi	2003
6.	73	Scott Simon	2007
7.	72	Pat Kerrigan	2000
	72	Jeremy Busch	2005
9.	71	Scott Simon	2003
	71	Jesse Seykora	2007
	71	Jordin Hood	2008

RUNS SCORED

Career

1.	178	Rob Marconi	2001-04
2.	159	Pat Kerrigan	1999-2002
3.	155	Scott Simon	2003-07
4.	152	Jeremy Busch	2003-05
5.	137	John Brock	2000-02
6.	130	Bobby Stevens	2006-08
7.	129	Mike O'Neill	1995-98
8.	114	Noel Danielson	2001-02
9.	113	Dan Urban	2001-03
10.	110	Mike Hochhauser	2000-04

Season

1.	65	Rob Marconi	2004
2.	64	Noel Danielson	2001
3.	61	Rob Marconi	2003
4.	58	Jeremy Busch	2004
5.	54	Pat Kerrigan	2001
6.	53	Jeremy Busch	2005
7.	52	Joe Mazzuca	2003
	52	Bobby Stevens	2008
8.	51	Tom O'Neill, Jr.	1992
	51	John Brock	2002
10.	50	Mike O'Neill	1997
	50	John Brock	2000
	50	Jesse Seykora	2007

DOUBLES

Career

1.	69	Scott Simon	2003-07
2.	59	Pat Kerrigan	1999-2002
3.	48	Rob Marconi	2001-04
4.	46	Dan Urban	2001-03
5.	37	Mark Boothe	1979-82
	37	Mike Santoro	2002-05
7.	35	Jesse Seykora	2006-07
8.	34	Mike Birs	1991-94
9.	32	Noel Danielson	2001-02
	32	Bobby Stevens	2006-08

Season

1.	24	Scott Simon	2004
2.	22	Dan Urban	2001
3.	20	Danny Reed	2008
4.	19	Pat Kerrigan	2001
5.	18	Pat Kerrigan	2000
	18	Rob Marconi	2003
	18	Eric Sansouci	2005
	18	Scott Simon	2006
	18	Jesse Seykora	2007
	18	Bobby Stevens	2008

TRIPLES

Career

1.	11	Tom Wittum	1969-72
	11	Jeff Sevenich	1977-80
3.	10	Rob Marconi	2001-04
4.	8	Zach Zavac	1991-94
5.	7	Pat Kramer	1963-66
	7	Bob Justice	1977-78
	7	Jeremy Busch	2003-05
8.	6	Mike Birs	1992-94
	6	Steve Webb	1994-96
	6	Bobby Stevens	2006-08

Season

1.	6	Steve Webb	1996
2.	5	Pat Kramer	1964
	5	Bill Malinowski	1964
4.	4	Tom Hodson	1963
	4	Bob Justice	1978
	4	Jeff Sevenich	1978
	4	Jeff Sevenich	1979
	4	Tom O'Neill, Jr.	1992
	4	Mike Birs	1993
	4	Zach Zavac	1994
	4	Rob Marconi	2002
	4	Rob Marconi	2004

HOME RUNS

Career

1.	35	Rob Marconi	2001-04
2.	25	Eric Welsh	1995-97
3.	23	Tom Wittum	1969-72
	23	Pat Kerrigan	1999-2002
	23	Mike Santoro	2002-05
6.	21	Jeff Sevenich	1977-80
	21	Scott Simon	2003-07
8.	19	Mike Hochhauser	2000-04
9.	18	Jeremy Busch	2003-05
10.	17	Mike Birs	1992-94
	17	Justin Behm	2006-pres.

Season

1.	15	Mike Santoro	2003
2.	13	Rob Marconi	2003
	13	Mike Hochhauser	2003
	13	Rob Marconi	2004
5.	12	Pat Conroy	1967
	12	Jeff Sevenich	1980
7.	11	Eric Welsh	1996
	11	Eric Welsh	1997
	11	Justin Behm	2008
10.	10	John Graziano	1975
	10	Pat Kerrigan	2002
	10	Jake Blair	2005

RUNS BATTED IN

Career

1.	193	Scott Simon	2003-07
2.	171	Rob Marconi	2001-04
3.	156	Pat Kerrigan	1999-2002
4.	125	Dan Urban	2000-03
5.	120	Mike Santoro	2002-05
6.	114	Tom Wittum	1969-72
7.	112	Eric Welsh	1995-97
8.	111	Mike Birs	1992-94
9.	101	Jeff Sevenich	1977-80
10.	98	Mike O'Neill	1995-98
	98	Jeremy Busch	2003-05

Season

1.	71	Scott Simon	2004
2.	57	Joe Mazzuca	2003
3.	54	Mike Santoro	2003
4.	53	Pat Kerrigan	2001
	53	Rob Marconi	2004
6.	52	Rob Marconi	2002
7.	47	Mike Santoro	2005
8.	45	Mike Birs	1992
9.	44	Eric Welsh	1997
	44	Pat Kerrigan	2000

BASES ON BALLS

Career

1.	96	Mike O'Neill	1995-98
2.	89	Rob Marconi	2001-04
3.	88	Pat Kerrigan	1999-2002
4.	85	Mike Birs	1992-94
5.	80	Mark Boothe	1979-82
6.	77	John Brock	2000-02
	77	Jeremy Busch	2003-05
8.	76	J.C. Holmes	1993-96
9.	75	Bob Spurlin	1977-80
10.	74	Tom Steel	1992-95

Season (since 1965)

1.	40	Tom O'Neill, Jr.	1992
2.	39	Rob Marconi	2004
3.	35	Mike Birs	1994
4.	34	J.C. Holmes	1996
5.	33	Tom O'Neill, Sr.	1967
	33	Joe Mazzuca	2003
	33	Jeremy Busch	2005
8.	31	Mark Boothe	1981
	31	Mike Birs	1993
	31	John Brock	2002

STOLEN BASES

Career

1.	71	Alvin Maynard	1979-80
2.	52	Bobby Stevens	2006-08
3.	51	Tom Steel	1992-95
	51	John Brock	2000-02
5.	40	Miguel Sopena	1978-81
6.	39	Jeff Thomas	2005-08
7.	34	Clayton Armstrong	1975-78
	34	Mike O'Neill	1995-98
9.	33	Noel Danielson	2001-02
10.	29	Brock Morrison	1994-95
	29	Gerad Gast	1995-96


Season

1.	41	Alvin Maynard	1979
2.	30	Alvin Maynard	1980
3.	27	Tom O'Neill, Jr.	1995
4.	22	Bob Justice	1977
	22	John Brock	2000
	22	Noel Danielson	2001
7.	21	Joe Blume	1961
8.	20	Joe Mazzuca	2003
	20	Bobby Stevens	2008
10.	19	Marc McShane	1995

STRIKEOUTS

Career

1.	149	Pat Kerrigan	1999-2002
2.	145	Rob Marconi	2001-04
3.	135	Mike Hochhauser	2000-04



Alvin Maynard shattered the career stolen bases record despite playing only two seasons at NIU.

PITCHING LEADERS

STRIKEOUTS

Career		
4.	125	Bobby Stevens 2006-08
5.	118	J.C. Holmes 1993-96
	118	Danny Reed 2007-08
7.	112	Mike Santoro 2002-05
8.	109	John Brock 2000-02
9.	107	Pat Minogue 2006-pres.
10.	102	Jeremy Busch 2003-05
Season		
1.	68	Danny Reed 2008
2.	52	Jake Blair 2004
3.	51	Kyle Cherney 2005
4.	50	Mike Hochhauser 2004
	50	Rob Marconi 2004
6.	47	Pat Kerrigan 2002
	47	Mike Santoro 2003
	47	Bobby Stevens 2008
9.	46	Jake Blair 2005
10.	45	Gerad Gast 1996

ON-BASE PERCENTAGE

Career (min. 175 AB)		
1.	.481	Mark Boothe 1979-82
2.	.479	Clayton Armstrong 1975-78
3.	.465	Mike Birsas 1992-94
4.	.459	Tom O'Neill, Jr. 1992
5.	.436	Al Wallace 1980-82
Season (min. 2.5 Plate App./Game)		
1.	.561	Clayton Armstrong 1977
2.	.529	Al Wallace 1982
3.	.522	Bob Jackson 1972
4.	.515	Mark Boothe 1980
5.	.514	Mike Birsas 1994

SLUGGING PERCENTAGE

Career (min. 175 AB)		
1.	.620	Tom Wittum 1969-72
2.	.598	Jeff Sevenich 1977-80
3.	.589	Rob Marconi 2001-04
4.	.584	Brad Kawell 1980-82
5.	.578	Pat Conroy 1966-68
Season (min. 2.5 AB/Game)		
1.	.842	Pat Conroy 1967
2.	.766	Al Wallace 1982
3.	.717	Tom Wittum 1972
4.	.706	Jeff Sevenich 1980
5.	.705	Tom Wittum 1971

HIT BY PITCH

Career		
1.	45	Bobby Stevens 2006-08
2.	44	John Brock 2000-02
3.	35	Noel Danielson 2001-02
4.	29	Pat Kerrigan 1999-2002
5.	24	Marc McShane 1994-95
Season		
1.	27	Bobby Stevens 2008
2.	18	John Brock 2000
	18	Noel Danielson 2001
4.	17	Noel Danielson 2002
5.	16	Marc McShane 1995

HITTING STREAK

Consecutive Games		
1.	27	Mike Birsas 1992-93
2.	17	Danny Reed 2008
3.	15	Chuck Laird 1997
	15	Rob Marconi 2003
	15	Joe Mazzuca 2003
	15	Jordin Hood 2008
	15	Justin Behm 2008
	15	Danny Reed 2007



Bruce Pecka recorded the best ERA in NIU history during the 1964 season.

EARNED RUN AVERAGE

Career (min. 70 IP)		
1.	1.61	Jake Stap 1951-52
2.	1.83	John Bonney 1965-66
3.	2.17	Jim Teutemacher 1963-64
4.	2.29	Bruce Pecka 1964-67
5.	2.46	Lee Hansen 1969-72
6.	2.47	Fritz Peterson 1962-63

Career-Modern Era

1.	2.76	Matt German 2004-07
2.	3.71	Joe Piekarz 2003-04
3.	4.37	Brian Smith 2005-06

Season (min. 1 IP per team game)

1.	0.76	Bruce Pecka 1964
2.	1.10	Jake Stap 1952
3.	1.34	Steve Ruskin 1966
4.	1.45	John Bonney 1966
5.	1.59	Lee Hansen 1970
6.	1.60	Jim Teutemacher 1964
7.	1.74	Chuck Mytich 1975
8.	1.80	Lester Lamont 1961
9.	1.96	Lee Hansen 1972
10.	2.06	Charles Moss 1962

Season-Modern Era

1.	2.55	Joe Piekarz 2004
2.	2.85	Brian Smith 2005
3.	3.43	Jesse Richardson 1995
4.	3.45	Jeff Schmitt 1993
5.	3.61	Zach Minor 2004
6.	3.63	Zach Minor 2003
7.	3.71	Adam Holdenrid 2005
8.	4.01	Mark Skrukud 2003
9.	4.19	Chris Burt 1994
	4.19	Brian Schmack 1995

WINS

Career		
1.	20	Zach Minor 2001-04
2.	18	Lee Hansen 1969-72
	18	Paul Erschen 1994-97
4.	17	Brad Gavelek 1998-2001
5.	16	Jesse Richardson 1992-95
	16	Dave Markusic 1993-96
	16	Trevor Feeney 2005-08
7.	15	Bruce Pecka 1964-67
	15	Gary Krattenmaker 1974-77
	15	Mike Avallone 1974-77
	15	Joe Piekarz 2003-04
Season		
1.	9	Jesse Richardson 1995
	9	Paul Erschen 1996
	9	Joe Piekarz 2004
4.	8	Fritz Peterson 1963
	8	Lee Hansen 1972
	8	Bob Mestek 1972
	8	Gary Krattenmaker 1977
8.	7	Jim Teutemacher 1964
	7	Mike Avallone 1977
	7	Zach Minor 2004

SAVES

Career (since 1972)		
1.	26	Matt German 2004-07
2.	19	Mark Badgley 2003-07
3.	11	Andy Deain 2006-pres.
4.	7	Max Sulzberger 2002-03
	7	Trevor Wohlgemuth 2004
6.	6	Jim Gurney 1991-94
7.	5	Terry Fruth 1974-75
	5	Tony Epperson 1996-97
	5	Brian Miller 1997-2001
10.	4	Burt Von Hoff 1972-74
	4	Brian Schmack 1992-94

Season (since 1972)

1.	14	Mark Badgley 2003
2.	13	Matt German 2007
3.	11	Matt German 2006
4.	10	Andy Deain 2008
5.	7	Max Sulzberger 2002
	7	Trevor Wohlgemuth 2004
7.	4	Tony Epperson 1997
	4	Brian Miller 2000
9.	3	Burt Von Hoff 1973
	3	Terry Fruth 1975
	3	Dave Pevonka 1981
	3	Steve Hardman 2001

LOSSES

Career		
1.	30	Brad Gavelek 1998-2001
2.	23	Justin Stringer 1996-99
	23	Brian Miller 1997-2001
4.	22	Jesse Richardson 1992-95
5.	21	Brian Schmack 1992-95
	21	Dan Badgley 1997-2001
	21	Nick Hall 2003-06
8.	17	Dave Markusic 1993-96
9.	16	Josh Brown 1991-94
	16	Trevor Feeney 2005-08

Season

1.	13	Brian Miller 1999
2.	9	Brad Gavelek 2000
3.	8	Pat Griffin 1981
	8	Jesse Richardson 1993
	8	Dave Markusic 1995
	8	Justin Stringer 1997
	8	Steve Sankey 1998
	8	Brad Gavelek 1999
	8	Dan Badgley 1999
	8	Brian Smith 2006

GAMES PITCHED

Career		
1.	119	Mark Badgley 2003-07
2.	105	Matt German 2004-07
3.	91	Dave Nykiel 2005-08
	91	Andy Deain 2006-pres.
5.	71	Brian Miller 1997-2001
6.	70	Brian Schmack 1992-95
7.	69	Brandon Copp 2006-pres.
8.	65	Paul Erschen 1994-97
	65	Justin Stringer 1996-99
10.	62	Nathan Stillwell 2001-04
	62	Jeff Hall 2002-05

Season

1.	35	Andy Deain 2008
2.	34	Matt German 2007
3.	33	Matt German 2005
	33	Andy Deain 2007
5.	32	Mark Badgley 2006
	32	Brandon Copp 2006
7.	31	Dan Atkinson 2008
8.	29	Matt German 2006
9.	28	Mark Badgley 2003
	28	Josh Goodwin 2005
	25	Trevor Wohlgemuth 2004
	25	Dave Nykiel 2006

GAMES STARTED

Career		
1.	47	Brad Gavelek 1998-2001
	47	Nick Hall 2003-06
3.	46	Zach Minor 2001-04
4.	41	Jesse Richardson 1992-95
5.	39	Matt Jernstad 2005-08
6.	38	Dave Markusic 1993-96
7.	37	Trevor Feeney 2005-08
8.	34	Brian Schmack 1992-95
	34	Jeff Schmitt 1992-96
10.	31	Lee Hansen 1969-72

Season


1.	16	Joe Piekarz 2004
2.	15	Brian Miller 1999
	15	Zach Minor 2004
4.	14	Brian Schmack 1995
	14	Kyle Johansen 1996
	14	Dave Markusic 1996
	14	Brad Gavelek 2001
	14	Mark Skrukud 2003
	14	Nick Hall 2004
	14	Nick Hall 2006
	14	Trevor Feeney 2007

COMPLETE GAMES

Career		
1.	20	Brad Gavelek 1998-2001
2.	15	Lee Hansen 1969-72
3.	14	Mike Avallone 1974-77
	14	Pat Griffin 1980-82
	14	Jesse Richardson 1992-95
6.	13	Brian Schmack 1992-95
7.	10	Dave Markusic 1993-96
8.	9	Paul Erschen 1994-97
9.	8	Mark Skrukud 2002-03
	8	Joe Piekarz 2003-04

Season

1.	8	Lee Jansen 1972
	8	Mike Avallone 1977
	8	Chris Burt 1994
4.	7	Gary Krattenmaker 1977
	7	Pat Griffin 1981
	7	Jesse Richardson 1995
7.	6	Bob Mestek 1972
	6	Gerald Blanton 1974
	6	Brian Schmack 1994
	6	Brian Schmack 1995
	6	Brad Gavelek 1998
	6	Brad Gavelek 2000
	6	Joe Piekarz 2004



Brad Gavelek owns several NIU career records including strikeouts and complete games.

INNINGS PITCHED


Career		
1.	306.1	Brad Gavelek 1998-2001
2.	280.1	Nick Hall 2003-2006
3.	270.1	Zach Minor 2001-04
4.	268.2	Trevor Feeney 2005-08
5.	262.0	Jesse Richardson 1992-95
6.	258.0	Brian Schmack 1992-95
7.	237.1	Dave Markusic 1993-96
8.	229.0	Paul Erschen 1994-97
9.	228.2	Bruce Pecka 1964-67
10.	228.1	Matt Jernstad 2005-08

Season		
1.	116.1	Joe Piekarz 2004
2.	101.0	Mark Skrukraud 2003
3.	98.0	Trevor Feeney 2007
4.	94.2	Brad Gavelek 2001
5.	94.1	Jesse Richardson 1995
6.	93.1	Trevor Feeney 2008
7.	92.1	Zach Minor 2004
8.	91.2	Fritz Peterson 1963
9.	89.1	Paul Erschen 1996
10.	88.2	Mark Skrukraud 2002
	88.2	Nick Hall 2005

STRIKEOUTS

Career		
1.	231	Brad Gavelek 1998-2001
2.	204	Zach Minor 2001-04
3.	200	Jesse Richardson 1992-95
4.	193	Larry Gentry 1958-60
5.	182	Trevor Feeney 2005-08
6.	166	Nick Hall 2003-06
7.	163	Matt Jernstad 2005-08
8.	157	Bruce Pecka 1964-67
9.	153	Brian Schmack 1992-95
	153	Joe Piekarz 2003-04

Season		
1.	96	Joe Piekarz 2004
2.	91	Fritz Peterson 1963
3.	89	Brad Gavelek 2001
4.	88	Jesse Richardson 1995
5.	83	Mark Badgley 2007
6.	77	Mark Skrukraud 2003
	77	Zach Minor 2004
8.	74	Mark Skrukraud 2002
9.	71	Larry Gentry 1958
10.	66	Matt Jernstad 2007



Larry Gentry left NIU in 1960 as the school's career strikeouts leader and still ranks fourth in that category.

RECORD BOOK NOTES: Records are based on available statistics dating back to 1951, not including the 1956 and 1957 seasons (unavailable), in the NIU Media Relations archives. Individual game records and any "Modern Era" categories refer to the years 1991-2008. Any reference to "College Era" includes years prior to 1968 and references to "Division I Era" begins with the 1968 season. Wooden bats were used in NCAA competition through the 1973 season and aluminum bats were allowed beginning in 1974.

WALKS

Career		
1.	161	Jeff Schmitt 1992-96
2.	156	Nick Hall 2003-06
3.	154	Zach Minor 2001-04
4.	143	Jesse Richardson 1992-95
5.	138	Dave Markusic 1993-96
6.	122	Matt Jernstad 2005-08
7.	118	Larry Gentry 1958-60
8.	111	Dan Badgley 1997-2001
9.	101	Brian Miller 1998-2001
10.	100	Gary Krattenmaker 1974-77

Season		
1.	56	Zach Minor 2004
2.	49	John Sabol 1976
	49	Jeff Schmitt 1996
4.	48	Nick Hall 2006
5.	46	Larry Gentry 1958
	46	Dave Muti 1981
7.	45	Jesse Richardson 1993
	45	Matt Jernstad 2008
9.	44	Jesse Richardson 1995

HIT BATTERS

Career		
1.	59	Zach Minor 2001-04
2.	41	Nick Hall 2003-06
3.	33	Brian Schmack 1992-95
4.	32	Nathan Stillwell 2001-04
5.	31	Kyle Johansen 1995-97

Season		
1.	18	Zach Minor 2004
2.	16	Zach Minor 2002
3.	15	Brian Schmack 1995
	15	Trevor Feeney 2007
5.	13	Nick Hall 2004
	13	Joe Piekarz 2004
	13	Nick Hall 2006
	13	Brian Smith 2006

WILD PITCHES

Career		
1.	31	Zach Minor 2001-04
	31	Nick Hall 2003-06
3.	30	Jesse Richardson 1992-95
4.	30	Dave Markusic 1993-96
5.	25	Mark Badgley 2003-07

Season		
1.	13	Nick Hall 2006
2.	12	Dave Markusic 1995
	12	Dave Nykiel 2005
	12	Jeff Hall 2005
5.	11	Jesse Richardson 1993

FIELDING LEADERS

PUTOUTS

Career		
1.	1,183	Scott Simon 2003-07
2.	1,005	Eric Welsh 1995-97
3.	940	Mike Hochhauser 2000-04
4.	915	Mark Boothe 1979-82
5.	665	Zach Zavac 1991-94

Season		
1.	478	Eric Welsh 1996
2.	448	Dave Reynolds 2008
3.	443	Zach Zavac 1994
4.	435	Scott Simon 2007
5.	422	Scott Simon 2006

ASSISTS

Career		
1.	501	Mike O'Neill 1995-98
2.	432	Bobby Stevens 2006-08
3.	380	Greg Larsen 2002-05
4.	361	Kyle Kimme 1998-2001
5.	315	Rob Marconi 2001-04
6.	301	Jason Ciarrachi 2000-02
7.	292	James Bach 1993-96
8.	285	Bilal Omar 2000-02
9.	284	Jack Merlet 1963-66
10.	281	Marc Besteman 2005-07

Season		
1.	167	Bobby Stevens 2006
2.	166	Greg Larsen 2004
3.	162	Mike O'Neill 1996
4.	152	Kyle Cherney 2005
5.	143	Joel Schmitz 1992
6.	140	Bobby Stevens 2008
7.	137	Josh Owens 2004
8.	133	Joe Mazzuca 2003
9.	129	Mike O'Neill 1998
10.	127	James Bach 1994


ERRORS

Career		
1.	63	Rob Marconi 2001-04
2.	62	Bilal Omar 2000-02
3.	59	Greg Larsen 2002-05
4.	49	Mike O'Neill 1995-98
5.	47	Jeff Sevenich 1977-80
6.	44	John Ryan 1991-94
7.	43	Amy Vesely 1963-65
	43	Bobby Stevens 2006-08
9.	42	Al Otto 1962-64
	42	J.C. Holmes 1993-96

Season		
1.	29	Al Otto 1962
2.	27	Bilal Omar 2001
	27	Joe Mazzuca 2003
4.	24	Bilal Omar 2000
5.	21	John Ryan 1991
	21	Jake Blair 2005
7.	20	Arny Vesely 1964
	20	Rob Marconi 2002
8.	19	Jim Knox 1970
	19	Al Wallace 1982
	19	Rob Marconi 2003
	19	Jordin Hood 2008

CAREER HITTING

Hits		
1.	318	Scott Simon (NIU) 2003-07
2.	316	Clark Mace (MU) 1998-01
3.	313	Andrew Davis (KSU) 2004-07
4.	304	Brad Miller (BSU) 2003-06



Scott Simon became the MAC's career hit king at the 2007 league tournament.

Doubles		
1.	83	Jess Bechard (KSU) 1997-2000
2.	69	Scott Simon (NIU) 2003-07
3.	68	Steve Smetana (KSU) 1993-96
4.	67	Ryan Kyes (OU) 1998-2001

At-Bats		
1.	937	Andrew Davis (KSU) 2004-07
2.	909	Scott Simon (NIU) 2003-07
3.	901	Clark Mace (MU) 1998-2001
	901	Mike Sullivan (BSU) 2003-06
4.	886	Brad Miller (BSU) 2003-06

CAREER PITCHING

Games Pitched		
1.	119	Mark Badgley (NIU) 2003-07
2.	105	Matt German (NIU) 2004-07

Saves		
1.	29	Dan Adams (KSU) 1999-2000
2.	26	Matt German (NIU) 2004-07
3.	25	Ted Ward (MU) 1990-93
4.	24	Ron Schrock (BSU) 1983-85
	24	Ryan Davis (KSU) 2004-07
6.	23	Steve Herbst (EMU) 1992-95
7.	22	Chad Reed (OU) 1989-92
	22	Gus Hlebovy (KSU) 2001-03
9.	19	Mark Badgley (NIU) 2003-07

LEAGUE STAT LEADERS

Year	Name	Category	Stat	League
1959	Joe Plaskas	Batting	.455	IAC
1960	Joe Blume	Batting	.425	IAC
1965	Willie Hanson	Batting	.448	IAC
1975	John Graziano	Batting	.379	MAC
1977	Clayton Armstrong	Batting	.438	MAC
1979	Alvin Maynard	Stolen Bases	41	MAC
1980	Mark Boothe	Batting	.439	MAC
	Jeff Sevenich	Home Runs	12	MAC
2003	Mark Skrukraud	Innings Pitched	101.0	MAC
2004	Mark Badgley	Saves	14	MAC
	Scott Simon	Doubles	24	MAC
	Scott Simon	Runs Batted In	71	MAC
2008	Andy Deain	Saves	11	MAC
	Andy Deain	Appearances	35	MAC
	Trevor Feeney	Complete Games	3	MAC

TOP 10 CROWDS

Attendance	Date	Location	Result
4,600	4/16/08	vs. Notre Dame (U.S. Cellular Field)	L, 5-4
4,304	5/17/05	at Nebraska	L, 10-2
3,164	5/18/05	at Nebraska	L, 3-2
2,421	3/25/92	at Wichita State	L, 8-2
2,418	2/22/05	at Texas Tech	L, 19-3
2,391	2/21/04	at Texas Tech	W, 7-5
2,306	2/4/06	at Arizona State	L, 9-6
2,135	2/3/06	at Arizona State	L, 5-3
2,114	2/20/04	at Texas Tech	L, 10-9
2,066	2/5/06	at Arizona State	L, 8-3

INDIVIDUAL GAME RECORDS

HITTING

At-Bats

8 Bobby Stevens vs. Portland, Feb. 28, 2008

Runs Scored

5 four times, last by Eric Sansouci vs. St. Bonaventure, March 12, 2004

Hits

5 seven times, last by Joe Etcheverry vs. Illinois State, April 23, 2008

Doubles

3 six times, last by Joe Buonavalanto vs. Akron, April 13, 2008

Triples

2 twice, last by Jordin Hood at Kent State, April 7, 2007

Home Runs

3 twice, last by Rob Marconi at Bowling Green, April 18, 2004

Runs Batted In

8 Justin Behm, vs. Akron, April 13, 2008
Joe Milroy, vs. Creighton, March 20, 1999
7 twice, last by Scott Simon vs. St. Bonaventure, March 12, 2004

Bases on Balls

4 twice, last by Ben Manning vs. Eastern Michigan, April 19, 1998

Stolen Bases

4 twice, last by Mark Mershon at Western Illinois, March 28, 1992

Hit for the Cycle

John Vanden Berg vs. Fordham, March 18, 2000

FIELDING

Putouts

18 Scott Simon, vs. Miami, May 25, 2007

Assists

9 Jordin Hood, at Southern Illinois, March 4, 2007

PITCHING

Innings Pitched

10 three times, last by Brian Miller vs. Toledo, May 16, 1999

Strikeouts

15 Jesse Richardson, at Eastern Illinois, April 1, 1995
13 Matt Jernstad vs. Ball State, May 23, 2008
12 three times, last by Trevor Feeney at Kent State, April 6, 2007

Hit Batters

4 three times, last by Zach Minor at New Orleans, March 6, 2004

Wild Pitches

4 Dave Markusic, at Eastern Illinois, April 1, 1995

No Hitter

Wade Johnson vs. Wisconsin, 4-13-68
Barney, Mestek, Fontanini, and Voreis vs. Chicago State, 1971



Marc Besteman matched the single game hits record with five against Nevada in 2006.

HUSKIE ATHLETICS HALL OF FAME

PLAYERS AND COACHES

Name (Years)	Induction	Name (Years)	Induction
1950-51 Teams	2007	McKinzie, Jim (1951-53)	1992
Bedrosian, Sam (1950-54)	2003	McKinzie, Ralph (Coach 1945, 49-56)	1978
Cahill, Fran (1949-52)	1984	Merlet, Jack (1963-66)	1986
Cannon, Clarence "Boots" (1917-21)	1988	Pace, John "Red" (1930-33)	1978
Concidine, Wes (1926-28)	1985	Peterson, Fritz (1959-63)	1987
Cooper, Elzie (1933-36)	1983	Plaskas, Joe (1956-61)	2005
Dutton, Roger (1963-66)	1996	Price, Bob (1938-41)	1986
Evans, Jr., George (1959-63)	1988	Skoglund, Leonard (1932-35)	1983
Fowle, Bob (1947-50)	1987	Smith, Sam (1938-41, 46)	1993
Gentry, Larry (1957-60)	1984	Soltis, Bob (1958-61)	1987
Graham, Bill (1952-55)	1986	Stap, Jake (1949-52)	1998
Hanson, Willie (1964-67)	1985	Strombom, Leland (1928-30)	1983
Henigan, Harry (1949-52)	1986	Williams, Dick (1944, 47-49)	1983
Huntzicker, Tuck (1925-28)	1983	Wittum, Tom (1969-72)	1987
Jarvi, Toimi (1939-42)	1988	Wyllie, Larry (1957-59)	1994
Krahenbuhl, Ollie (1938-41)	1985	Young, John (1936-38)	1985

1950-51 IIAC AND 1972 MCC CHAMPIONS

NIU finished 16-8 in 1950 and 11-6 in 1951 and claimed IIAC titles each season. The two squads ultimately produced six Huskie Athletics Hall of Famers in head coach Ralph McKinzie, players Sam Bedrosian, Fran Cahill, Jim McKinzie (Ralph's son) and Jake Stap, and athletics trainer Al Kranz.



1950

IIAC. Highlighting the league results that spring were memorable 4-1 and 10-0 wins over archrival Illinois State in Normal before an estimated crowd of 4,000 spectators.

McKinzie's 1950 squad featured six All-IIAC selections and the league's Most Valuable Player in Stap.

Brumm, Bill Eiserman, Bob Vidimos, and Ray Meath all earned first team All-IIAC honors while Davis and Bob Carlson were named second team selections. Eiserman hit .348 (.462 in IIAC play) and won team MVP honors. Carlson led NIU in hits with 32 and Dick Giudici posted a team-best 24 RBI and nine extra base hits. John Bednarcik belted a team-high four home runs among his 10 extra-base hits.

With eight lettermen returning in 1951, the Huskies defended their IIAC title with an 11-6 overall record and a 7-3 league mark. After dropping its first two games on the spring trip, Northern Illinois produced a seven-game winning streak, including a 2-1 triumph over Mississippi State and a 3-0 start in the IIAC that featured a doubleheader sweep of Eastern Illinois in the home opener. That spring the league expanded by two schools (Central Michigan and Eastern Michigan) and Northern Illinois ruled in another close pennant race. In the final weekend of IIAC play, McKinzie's Huskies beat CMU twice while last-place EMU helped NIU's title run by giving Eastern Illinois its fourth league loss.

Stap, the IIAC and team MVP, finished 5-0 with 36 strikeouts and a 2.19 ERA in a team-high 57.1 innings, and along with Cahill and Eiserman, earned first team All-IIAC honors with Bedrosian and Meath on the league's second-team. Eiserman led the team with a .355 average (.359 in the IIAC) while Cahill hit .317 and had a team-best 14 RBI. On the mound, Bernie McCole went 3-1 with a 2.65 ERA and Marino posted a 2-2 record and a 2.79 ERA.



1972

The 1972 squad became the program's first NCAA Tournament team after winning the MCC Championship without head coach Dave Mason, took a leave of absence to earn his doctoral degree. With Wayne Franke at the helm, Huskie Athletics Hall of Famer Tom Wittum and Bob Jackson led the team as 1971 all-conference performers to a 24-8, 7-2 record. Wittum is the only Huskie in school history to be drafted professionally in two sports.

During the '72 season NIU won 16 of 17 games at one point, including two eight-game winning streaks, and won its first five conference contests. To end the season, the Huskies took two of three from 1971 NCAA runner-up Southern Illinois and swept Illinois State to win the league crown and garner their first bid to the NCAA Tournament. In the tournament, NIU fell to Bowling Green State and Iowa to end its magical run.

Wittum, Bruce Meredith, Bob Mestek, Jim Yagen, Lee Hansen and Lindie Dailey each earned all-conference selections as the team had the best batting average (.326) and ERA (3.77) in NIU history.

The legacy of the 1950-51 and 1972 teams is preserved both in the Huskie Athletics Hall of Fame and on the dedication board at Ralph McKinzie Field.

CAREER COACHING RECORDS

LEADERS BY WINS


Rank	Name	Yrs.	W	L	T	Pct.
1.	Ed Mathey	6	167	169	1	.497
2.	Spanky McFarland	7	143	211	1	.405
3.	Walt Owens	7	133	156	8	.461
4.	George Evans	16	126	125	3	.502
5.	Thomas L. Meyer	6	100	75	4	.570
6.	Dave Mason	5	94	83	1	.531
7.	Darrel Black	7	90	108	3	.455
8.	Dave Schrage	3	75	92	0	.449
9.	Ralph McKinzie	9	70	90	0	.438
10.	William Wirtz	6	29	15	1	.656
11.	Nelson A. Kellogg	4	26	17	0	.605
12.	William Muir	3	24	6	0	.800
	Wayne Franke	1	24	8	0	.750
14.	Frank Del Medico	2	14	90	2	.142
15.	Roland Cowell	3	12	8	0	.600
16.	John Pace	1	11	11	0	.500
	Paul Harrison	3	11	13	1	.460
18.	Robert G. Buzzard	1	10	3	0	.769
19.	C. Nordly	1	8	1	0	.889
	Fred Charles	3	8	10	1	.447
21.	Henry Stiness	1	7	4	0	.636
22.	A.C. Kingsbury	1	5	1	0	.833
23.	A.F. Johnson	1	4	0	0	1.000

LEADERS BY WINNING PERCENTAGE


Rank	Name	Yrs.	W	L	T	Pct.
1.	Thomas L. Meyer	6	100	75	4	.570
2.	Dave Mason	5	94	83	1	.531
3.	George Evans	16	126	125	3	.502
4.	Ed Mathey	6	167	169	1	.497
5.	Walt Owens	7	133	156	8	.461



Spanky McFarland Ed Mathey




Walt Owens



Thomas L. Meyer Dave Mason

NORTHERN ILLINOIS UNIVERSITY HUSKIES

HUSKIES IN MLB



HERB ADAMS, OF

Chicago White Sox (1948-50)


Year	Avg.	G	AB	R	H	2B	3B	HR	RBI	BB	SO	SB
1948	.273	5	11	1	3	1	0	0	0	1	1	0
1949	.293	56	208	26	61	5	3	0	16	9	16	1
1950	.203	34	118	12	24	2	3	0	2	12	7	3
Career	.261	95	337	39	88	8	6	0	18	22	24	4



CHRIS BOURJOS, OF

San Francisco Giants (1980)

Year	Avg.	G	AB	R	H	2B	3B	HR	RBI	BB	SO	SB
1980	.227	13	22	4	5	1	0	1	2	2	7	2
Career	.227	13	22	4	5	1	0	1	2	2	7	2



DAVY JONES, OF

Milwaukee Brewers (1901); St. Louis Browns (1902); Chicago Cubs (1902-04); Detroit Tigers (1906-1912, 1918); Chicago White Sox (1913); Pittsburgh Rebels (1914-15)

Highlights: Ranked 2nd in the American League in runs scored in 1907; Played in three World Series (1907, 1908, 1909)

Year	Avg.	G	AB	R	H	2B	3B	HR	RBI	BB	SO	SB
1901	.173	14	52	12	9	0	0	3	5	11	-	4
1902	.291	79	292	45	85	13	4	0	17	44	-	17
1903	.282	130	497	64	140	18	3	1	62	53	-	15
1904	.244	98	336	44	82	11	5	3	39	41	-	14
1906	.260	84	323	41	84	12	2	0	24	41	-	21
1907	.273	126	491	101	134	10	6	0	27	60	-	30
1908	.207	56	121	17	25	2	1	0	10	13	-	11
1909	.279	69	204	44	57	2	2	0	10	28	-	12
1910	.265	113	377	77	100	6	6	0	24	38	-	16
1911	.273	98	341	78	93	10	0	0	19	41	-	25
1912	.294	99	316	54	93	5	2	0	24	38	-	16
1913	.286	12	21	2	6	0	0	0	0	9	0	1
1914	.273	97	352	58	96	9	8	2	24	42	16	15
1915	.327	14	49	6	16	0	1	0	4	6	0	1
1916	.000	1	2	0	0	0	0	0	0	0	0	0
Career	.270	1,090	3,774	643	1,020	98	40	9	289	478	16	207



WARD MILLER, OF

Pittsburgh Pirates (1909); Cincinnati Reds (1909-10); Chicago Cubs (1912-17); St. Louis Terriers (1914-15); St. Louis Browns (1916-17)

Year	Avg.	G	AB	R	H	2B	3B	HR	RBI	BB	SO	SB
1909	.254	58	169	19	43	3	2	0	8	10	-	11
1910	.238	81	126	21	30	6	0	0	10	22	13	10
1912	.307	86	241	45	74	11	4	0	22	26	18	11
1913	.236	80	203	23	48	5	7	1	16	34	33	13
1914	.294	121	402	49	118	17	7	4	50	59	36	18
1915	.306	154	536	80	164	19	9	1	63	79	39	33
1916	.266	146	485	72	129	17	5	1	50	72	76	25
1917	.207	43	82	13	17	1	1	1	2	16	15	7
Career	.278	769	2,244	322	623	79	35	8	221	318	230	128




FRITZ PETERSON, P

New York Yankees (1966-74); Cleveland Indians (1974-76); Texas Rangers (1976)

Highlights: 1970 All-Star; Ranked 4th in the American League in shutouts and 5th in ERA in 1969; Ranked 4th in the A.L. in ERA and 5th in wins in 1970

Year	W	L	ERA	G	GS	CG	SHO	SV	IP	H	R	ER	BB	SO
1966	12	11	3.31	34	32	11	2	0	215.0	196	89	79	40	96
1967	8	14	3.47	36	30	6	1	0	181.1	179	88	70	43	102
1968	12	11	2.63	36	27	6	2	0	212.1	187	72	62	29	115
1969	17	16	2.55	37	37	16	4	0	272.0	228	95	77	43	150
1970	20	11	2.90	39	37	8	2	0	260.1	247	102	84	40	127
1971	15	13	3.05	37	35	16	4	1	274.0	269	106	93	42	139
1972	17	15	3.24	35	35	12	3	0	250.1	270	98	90	44	100
1973	8	15	3.95	31	31	6	0	0	184.1	207	93	81	49	59
1974	9	14	4.38	32	30	3	0	0	160.1	200	93	78	39	57
1975	14	8	3.94	25	25	6	0	0	146.1	154	73	64	40	47
1976	1	3	5.08	13	11	0	0	0	62.0	80	38	35	17	23
Career	133	131	3.30	355	330	90	20	1	2,218.2	2,217	947	813	426	1,015



BRIAN SCHMACK, P

Detroit Tigers (2003)

Year	W	L	ERA	G	GS	CG	SHO	SV	IP	H	R	ER	BB	SO
2003	1	0	3.46	11	0	0	0	0	13.0	14	6	5	4	4
Career	1	0	3.46	11	0	0	0	0	13.0	14	6	5	4	4



BRUCE VON HOFF, P


Houston Astros (1965-67)

Year	W	L	ERA	G	GS	CG	SHO	SV	IP	H	R	ER	BB	SO
1965	0	0	9.00	3	0	0	0	0	3.0	3	3	3	2	1
1967	0	3	4.83	10	10	0	0	0	50.1	52	29	27	28	22
Career	0	3	5.06	13	10	0	0	0	53.1	55	32	30	30	23




ALL-TIME MLB DRAFT

Year	Rd	Player, Pos.	Team
2008	16	Bobby Stevens, SS	Baltimore Orioles
	31	Trevor Feeney, P	Detroit Tigers
2007	39	Trevor Feeney, P	Kansas City Royals
2004	22	Rob Marconi, 3B	Baltimore Orioles
	25	Zach Minor, P	Baltimore Orioles
	26	Trevor Wohlgemuth, P	San Francisco Giants
	49	Mike Santoro, OF	San Francisco Giants
2003	16	Joe Mazzuca, SS	Florida Marlins
1997	12	Eric Welsh, 1B	Cincinnati Reds
1995	24	Jesse Richardson, P	Milwaukee Brewers
1994	7	Chris Burt, P	Milwaukee Brewers
1992	27	Tom O'Neill, 2B	San Francisco Giants
1986	21	George Naumczik, P	Atlanta Braves
1982	9	Pat Griffin, P	Oakland Athletics
1981	21	Chuck Kolotka, P	Oakland Athletics
1980	16	Thomas Roen, P	California Angels
	43	Robert Spurlin, C	San Francisco Giants
1979	9	Art Ray, P	Pittsburgh Pirates
1970	17	James Dennon, OF	Philadelphia Phillies
1966	11	Roger Dutton, OF	New York Yankees
	12	Jack Merlet, 2B	Texas Rangers



Pitcher Chris Burt (above) was chosen by the Milwaukee Brewers in the seventh round, 179th overall, of the 1994 Major League Baseball Amateur Draft and remains the highest draftee in Northern Illinois history. First baseman Eric Welsh (below), a 12th round choice of the Cincinnati Reds in 1997, is tied with Joe Mazzuca as the highest position player drafted in the Modern Era (1991-present).



Note: Tom Tennant (no photo available) played two games during the 1912 season for the St. Louis Browns and went 0-for-2 with one run scored during his only Major League season.


NORTHERN ILLINOIS BASEBALL ALL-AMERICANS




TERRY DOOLEY, 3B
1961
All-American
-NAIA




GERRY TIMM, C
1965
All-American
-AACBC (2nd)



JACK MERLET, 2B
1966
All-American
-AACBC (1st)




TOM WITTUM, 3B
1972
Academic
All-American
-GTE/CoSIDA (1st)



RANDY STEARNS, OF
1994
Freshman
All-American
-Collegiate Baseball



PAUL ERSCHEN, P
1996
Academic
All-American
-GTE/CoSIDA (2nd)



BILAL OMAR, IF
2000
Freshman
All-American
-Collegiate Baseball



ZACH MINOR, P
2001
Freshman
All-American
-Collegiate Baseball




TREVOR STOCKING, IF
2001
Freshman
All-American
-Collegiate Baseball



MATT SCHROEDER, P
2002
Freshman
All-American
-Collegiate Baseball



MARK BADGLEY, P
2003
Freshman
All-American
-Collegiate Baseball




SCOTT SIMON, 1B
2003
Freshman
All-American
-Collegiate Baseball



SCOTT SIMON, 1B
2004
Summer League
All-American
-Baseball America



MATT GERMAN, P
2007
All-American
-National Collegiate
Baseball Writers
Association (2nd)
-Ping! Baseball (2nd)



JORDIN HOOD, IF
2007
Freshman
All-American
-Louisville Slugger/
Collegiate Baseball
-Ping! Baseball (3rd)

NATIONAL AWARDS

NCBWA Stopper of the Year Finalist
2007 Matt German, P (one of five)

ABCA/Rawlings Gold Glove Award
2008 Adam Holdenrid, P (one of nine recipients)

All-American

1961 Terry Dooley, 3B (NAIA)
1965 Gerry Timm, C (AACBC-2nd)
1966 Jack Merlet, 2B (AACBC-1st)
2007 Matt German, P (NCBWA-2nd, Ping Baseball-2nd)

Freshman All-American

1994 Randy Stearns, OF (Collegiate Baseball)
2000 Bilal Omar, IF (Collegiate Baseball)
2001 Zach Minor, P (Collegiate Baseball)
Trevor Stocking, IF (Collegiate Baseball)
2002 Matt Schroeder, P (Collegiate Baseball)
2003 Mark Badgley, P (Collegiate Baseball)
Scott Simon, 1B (Collegiate Baseball)
2007 Jordin Hood, IF (Collegiate Baseball, Ping Baseball-3rd)

Summer League All-American

2004 Scott Simon, 1B (Baseball America)

Academic All-American

1972 Tom Wittum, 3B (GTE/CoSIDA)
1996 Paul Erschen, P (GTE/CoSIDA)

Lowe's Senior CLASS Award Candidate

2007 Scott Simon, 1B (one of 30)

Brooks Wallace Award Watch List

2006 Scott Simon, 1B
2007 Scott Simon, 1B
2008 Andy Deain, P

National Baseball Congress World Series MVP

2004 Scott Simon, 1B

The Sporting News National Pitcher of the Week

1998 4/1: Steve Sankey

College Baseball Foundation Honor Roll/ All-Star

2007 4/10: Trevor Feeney, P; 3/21: Jesse Seykora, 3B
2008 4/15: Bobby Stevens, SS

REGIONAL AWARDS

ABCA Midwest All-Region

1975 John Graziano, OF
2006 Matt German, P (1st)
2007 Matt German, P (1st)

NCAA District 4 All-Tournament

1972 Bob Jackson, 3B

MAC AWARDS

All-MAC

1974 John Graziano, OF (2nd)
1975 John Graziano, OF (1st); Herb Blackburn, C (HM); Mike Chapman, SS (HM); Chuck Mytich, P (HM)
1976 John Graziano, 1B (1st); Mark Agnew, C (HM); Mike Avallone, P (HM); Chris Bourjos, OF (HM)
1977 Mike Avallone, P (1st)
1979 Jeff Sevenich, 3B (2nd)
1980 Alvin Maynard, OF (1st); Mark Boothe, 1B (2nd); Jeff Sevenich, OF (2nd)
1982 Mark Boothe, 1B (2nd); Seth Richmond, OF (2nd); Al Wallace, 3B (2nd)
2001 Noel Danielson, OF (2nd)
2002 John Brock, DH (2nd)
2003 Scott Simon, DH (2nd); Mark Skrukkrud, P (2nd)
2004 Joe Piekarz, P (1st); Zach Minor, P (2nd); Greg Larsen, SS (2nd)
2005 Jeremy Busch, OF (1st)
2006 Matt German, P (1st); Brian Toner, OF (1st)
2007 Matt German, P (1st); Jesse Seykora, 3B (2nd); Jordin Hood, 2B (2nd)
2008 Justin Behm C (1st); Andy Deain, P (2nd); Trevor Feeney, P (2nd); Jeff Thomas, OF (2nd)

MAC All-Tournament

2003 Joe Mazzuca, IF
2004 Eric Sansouci, OF
2007 Matt German, P
2008 Dave Reynolds, 1B

Academic All-MAC

- 1976 Greg Wikierak, OF
 1979 Kevin Sabol, OF
 1981 Rick Sabol, OF ; David Danielski, OF
 1982 Mark Boothe, 1B; Rick Sabol, OF
 1999 Tony Myers, 1B
 2000 John Brock, OF; Jason Ciarrachi, 2B; Bob Dobbertin, OF; Brad Gavelek, P; Pat Kerrigan, OF; Kyle Kimme, 3B; Brian Miller, P; Don Rodman, P; Adam Seyb, OF
 2003 Mark Skrukruud, P
 2004 Scott Simon, 1B
 2007 Scott Simon, 1B

MAC Player/Pitcher of the Week

- 1981 Pitcher of the Week: 5/12-Chuck Kolotka
 1982 Player of the Week: 5/12-Brad Kawell, OF
 1998 Pitcher of the Week: 4/1-Steve Sankey
 1999 Player of the Week: 3/22-Joe Millroy, IF
 2000 Player of the Week: 4/18-Joe Millroy, IF
 Pitcher of the Week: 4/6-Brian Villardito
 2001 Player of the Week: 3/15-Dan Urban, OF; 4/30-Noel Danielson, OF
 Pitcher of the Week: 4/20-Brad Gavelek
 2002 Player of the Week: 4/29-Rob Marconi, IF; 5/13-Dan Urban, IF
 Pitcher of the Week: 5/6-Mark Skrukruud
 2003 Player of the Week: 3/4-Mike Santoro, OF; 3/10-Joe Mazzuca, IF
 Pitcher of the Week: 4/14-Zach Minor; 5/19-Mark Skrukruud
 2004 Player of the Week: 3/15-Scott Simon, DH; 4/12-Scott Simon, DH
 Pitcher of the Week: 2/23-Zach Minor; 3/1-Joe Piekarz; 4/26-Joe Piekarz; 5/10-Joe Piekarz
 2005 Player of the Week: 2/21-Mike Santoro, OF
 Pitcher of the Week: 3/7-Brian Smith; 5/16-Brian Smith
 2006 Player of the Week: 2/27-Brian Toner, OF; 3/6-Scott Simon, 1B; 3/27-Scott Simon, 1B
 Pitcher of the Week: 3/6-Nick Hall
 2007 Player of the Week: 3/19-Jesse Seykora, 3B; 4/9-Jordin Hood, 2B; 5/20-Tim Kamin, SS
 Pitcher of the Week: 2/27-Mark Badgley; 4/16-Matt German; 5/7-Matt German
 2008 Pitcher of the Week: 3/4-Adam Holdenrid; 3/24-Adam Holdenrid

PAST LEAGUE AWARDS

Midwestern Collegiate Conference Player of the Year

- 1995 Jesse Richardson, P

All-Midwestern Collegiate Conference

- 1995 Scott Lange, C (1st); Jesse Richardson, P (1st); Brock Morrison, OF (2nd)
 1996 Gerad Gast, OF (1st); Ryan Butcher, OF (2nd)



Jesse Richardson set a NIU record with nine wins and earned MCC Pitcher of the Year in 1995.

- 1997 Eric Welsh, 1B (1st); Brett Gautcher, 2B (2nd); Mike O'Neill, SS (2nd); Joe Rodriguez, 3B (2nd)

Midwestern Collegiate Conference All-Tournament

- 1995 Brock Morrison, OF
 1996 Jason King, OF (MVP); Gerad Gast, OF; Tim Kuncis, DH; Mike O'Neill, SS; Paul Erschen, P
 1997 Brett Gautcher, 2B; Joe Rodriguez, 3B

Midwestern Collegiate Conference Weekly Awards

- 1996 Player of the Week: 4/15-Steve Webb, C; 5/6-Ryan Butcher, C
 Pitcher of the Week: 3/25-Kyle Johansen; 4/29-Kyle Johansen
 1997 Player of the Week: 3/31-Eric Welsh, 1B
 Pitcher of the Week: 4/7-Paul Erschen

All-Mid-Continent Conference

- 1992 Mike Birsas, OF/3B (2nd)
 1993 Mike Birsas, OF (1st); Greg Gargani, DH; Zach Zavac, OF/1B (2nd)
 1994 Mike Birsas, OF (2nd); Randy Stearns, OF (2nd)

Academic All-Mid-Continent Conference

- 1994 Josh Brown, P; Jason King, OF/1B; Brock Morrison, OF; John Ryan, 3B; Paul Schimbke, P; Tom Steel, OF

Mid-Continent Conference Weekly Awards

- 1994 Pitcher of the Week: 4/10-Chris Burt; 4/24-Paul Schimbke

All-Midwestern Conference

- 1972 Lindle Dailey, OF (1st); Lee Hansen, P (1st); Bob Jackson, OF (1st); Bruce Meredith, 1B (1st); Bob Mestek, P (1st); Tom Wittum, 3B (1st)

Illinois Intercollegiate Athletic Conference

- MVP**
 1946 Bob Kaczala
 1950 Jake Stap, P
 1965 Jack Merlet, 2B

All-Illinois Intercollegiate Athletic Conference

- 1950 Jack Brumm, P (1st); Bill Eiserman, C (1st); Bob Vidimos, OF (1st); Ray Meath, 2B (1st); Gene Davis, P (2nd); Bob Carlson, 3B (2nd)
 1951 Jake Stap, P (1st); Bill Eiserman, C (1st); Fran Cahill, P (1st); Sam Bedrosian, OF (2nd); Ray Meath, 2B (2nd)
 1957 Ray Youngdahl, OF (1st); Jim Caldwell, C (1st)
 1959 George Evans, SS (1st); Larry Gentry, P (1st); Joe Plaskas, P (1st); Bob Soltis, 2B (2nd)
 1960 Larry Gentry, P (1st); George Evans, SS (HM)
 1961 Terry Dooley, 3B (1st); Joe Blume, OF (1st); George Evans, SS (2nd); Joe Plaskas, OF (2nd); Joe Plaskas, P (HM); Al Otto, OF (HM)
 1963 Arny Vesely, 3B (1st); Al Otto, OF (1st); Fritz Peterson, P (1st); Jack Merlet, 2B (2nd); Larry Peddy, C (2nd); Steve Land, OF (HM)
 1965 Jack Merlet, 2B (1st); Arny Vesely, 3B (1st); Willie Hanson, 2B (2nd); Bill Malinowski, OF (2nd); John Bonney, P (2nd); Bruce Pecka, P (2nd); Gerry Timm, C (HM)
 1966 Jack Merlet, 2B (1st); Roger Dutton, OF (1st); John Bonney, P (1st); Pat Kramer, OF (2nd); Willie Hanson, 1B (HM); Bill Ahearn, OF (HM); Steve Ruskin, P (HM)

NIU ACADEMIC HONORS

Victory Scholars (3.50-4.00 GPA)



- 1994 Paul Erschen (P)
 1995 Paul Erschen (P), Brock Morrison (OF)
 1996 Paul Erschen (P), Brock Morrison (OF)
 1997 Paul Erschen (P), Brett Gautcher (IF), Brad Gavelek (P)
 1998 Brad Gavelek (P), Matt Mittman (IF)
 1999 Brad Gavelek (P), Pat Kerrigan (OF), Matt Mittman (IF)
 2000 Jason Ciarrachi (IF), Bob Dobbertin (OF), Brad Gavelek (P), Pat Kerrigan (OF), Matt Mittman (IF), Travis Smith (P)
 2001 Jason Ciarrachi (IF), Matt Mittman (IF), Travis Smith (P), Lucas Strom (P)
 2002 Jason Ciarrachi (IF), Joe Mazzuca (IF), Travis Smith (P)
 2003 Scott Simon (1B), Travis Smith (P), Jason Ciarrachi (IF)
 2004 Brad Heinz (P)
 2005 Josh Goodwin (P), Pat Minogue (OF), Mike Eggert (P)
 2006 Pat Minogue (OF), Bobby Stevens (SS)
 2008 Pat Minogue (OF), Zach Oates (P), Tom Zelasko (P)

Huskie Scholars (3.00-3.49 GPA)

- 1991 Chris Mershon (IF), John Ryan (IF)
 1992 Brent Horlock (P), Bernard Lee (P), Chris Mershon (IF), Tom O'Neill (IF), John Ryan (IF), Paul Schimbke (P), Joel Schmitz (IF)
 1993 Mark Fitzpatrick (P), Brian Ludden (IF), John Ryan (IF), Paul Schimbke (P), Tom Steel (OF)
 1994 Josh Brown (P), Brock Morrison (OF), John Ryan (IF), Paul Schimbke (P)
 1995 Kyle Johansen (P), Jason King (IF), Joe Simmons (P), Steve Webb (C)
 1996 Roberto Acevedo (P), Kyle Johansen (P), Jason King (OF), Dominic Roppa (C), Steve Webb (C)
 1997 Bob Dobbertin (IF), Marc Dote (C), Kyle Johansen (P), Brian Miller (P), Tom Moore (OF), Tony Myers (IF), Joe Rodriguez (IFP), Dominic Roppa (C)
 1998 Bob Dobbertin (IF), Brett Gautcher (OF), Kyle Johansen (P), Kyle Kimme (IF), Chuck Laird (OF), Brian Miller (P), Tom Moore (OF), Tony Myers (IF), Don Rodman (P), Adam Seyb (IF)
 1999 Brian DeBernardi (P), Bob Dobbertin (OF), Kyle Kimme (IF), Tony Myers (OF), Brian Miller (P), Dominic Roppa (C), Jason Schmitt (OF), Ken Sterling (1B)
 2000 Matt Alexander (IF), John Brock (OF), Brent Coyner (IF), Mike Hochhauser (OF), Kyle Kimme (IF), Mark Mallo (OF/P), Brian Miller (P), Don Rodman (P), Adam Seyb (OF)
 2001 Matt Alexander (IF), Stephen Ayers (P), John Brock (OF), Jeremy Busch (P), Brent Coyner (IF), Dave Garcia (C), Mike Hochhauser (OF), Pat Kerrigan (OF), Kyle Kimme (IF), Mark Mallo (OF/P)
 2002 John Brock (DH), Brent Coyner (IF), Dave Garcia (C), Mike Hochhauser (IF), Pat Kerrigan (OF), Mike Kukla (C), Savares McCarter (OF), Bilal Omar (IF), Kyle Pettengell (IF), Mark Skrukruud (P), Max Sulzberger (P), John Welter (C)
 2003 John Brock (DH), Dave Garcia (C), Joe Mazzuca (IF), Kyle Pettengell (IF), Mark Skrukruud (P), John Welter (C)
 2004 Dan Atkenson (P), Kyle Pettengell (IF), Eric Sansouci (OF), Mike Santoro (OF), Scott Simon (1B), Mark Skrukruud (P), Bill Toy (P)
 2005 Matt Behren (C), Scott Simon (1B), Brad Heinz (P), Dan Atkenson (P), Kyle Pettengell (IF), Mike Santoro (OF)
 2006 Dan Atkenson (P), Matt Behren (C), Andy Deain (P), Brad Heinz (P), Kyle Pettengell (IF), Scott Simon (1B)
 2007 Dan Atkenson (P), Matt Behren (C), Joe Buonavolanto (IF), Brad Heinz (P), Pat Minogue (OF), Scott Simon (1B), Bobby Stevens (SS)
 2008 Matt Behren (C), Marvin Sanchez (SS)

NORTHERN ILLINOIS UNIVERSITY HUSKIES

ALL-TIME LETTERWINNERS



Rob Marconi

Bob Mestek

Tom O'Neill, Sr.

Al Otto

Jeff Sevenich

Larry Wyllie

Jim Yagen

Lathrum, Gary	1972	P
LaVine, Jim	1963	IB
Lawson, Al	1953-56	OF
Lee, Bernard	1991-92	P
Leon, Larry	1951-52	OF
Lidwin, Jim	1972-73	SS
Long, Jim	1961-62	IB
Lorenz, Terry	1972-73	P
Luce, John	1982	P
Luckman, Terry	1976-78	P
Luebke, Mike	1991	IF
Ludden, Brian	1993-94	IF
Luquet, Dennis	1976-77	2B

-M-

Malinowski, Bill	1962-65	OF
Mallo, Mark	2000, '02-04	P
Mals, Ray	1982	P
Manning, Ben	1996-99	OF
Marconi, Rob	2001-04	3B
Marinelli, Gregg	1966-68	IF
Marinelli, Lou	1956	
Marino, Frank	1951-52	P
Markusic, Dave	1993-96	P
Martin, Jason	1995	IF
Mateja, Bill	1952	C
Maynard, Alvin	1979-80	OF
Maziur, Anthony	2007-	OF
Mazzoni, Don	1954-55	
Mazzuca, Joe	2003	SS
McArthur, Jim	2000-01	C
McCarthy, Brian	1981-82	P
McCole, Bernie	1951-52	P
McGrail, Dan	1976	IB
McKinzie, Jim	1952	OF
McRoy, Lloyd	1956	
McShane, Marc	1994-95	2B
Meath, Ray	1951	2B
Melichar, Mike	1998	OF
Mendez, Tom	1977, '79	2B
Meredith, Bruce	1971-72	1B
Merlet, Jack	1963-66	2B
Mershon, Chris	1991	2B
Mershon, Mark	1991-92	OF
Mestek, Bob	1970-72	P
Meyer, Hal	1978-81	C
Meyer, Loren	1964	P
Middleton, Bob	1958	IF
Milam, Kent	1960	OF
Minogue, Pat	2006-	OF
Minor, Zach	2001-04	P
Miller, Bob	1959	P
Miller, Brian	1998-2001	P
Miller, Leon	1962-63	P
Milroy, Joe	1997-2000	IF/DH
Mittman, Matt	1998	2B
Molitor, Don	1958	UF
Monroe, Calvin	1971	P
Moody, Leon	1997	OF
Moore, Brian	1972-73	OF
Moore, Tim	1972-73	OF
Moore, Tom	1997-98	OF
Moreland, Ron	1958	P
Mores, Mike	1970	P
Morris, Barry	1974	OF
Morrison, Brock	1994-95	OF
Moss, Chuck	1961-62	P
Mueller, Bob	1969	P
Murray, Doug	1970-71	2B

Myers, Tony	1996-99	3B
Mytich, Chuck	1974-75	P

-N-

Nagode, James	1955-56	
Nedry, Bob	1956	
Nelson, Brandon	2001	P
Nero, Jim	1953	IB
Neubert, Tom	1974	P
Neukirch	1951	OF
Newlan, Lee	1982	P
Nuti, Dave	1980-81	P
Nykiel, Dave	2005-08	P

-O-

Oates, Zach	2008-	P
Odegard, Frank	1951-52	P
Odem, Rucker	1998-99	OF
Offerman, Nick	1998-99	IB
Ognibene, Benny	1981-82	IF
Olen, Gary	1968-69	IF
Olichwier, Jim	1964	P
Olson, Elmer	1953	P
Omar, Bilal	2000-02	IF
O'Neill, Mike	1995-98	SS
O'Neill, Sr., Tom	1966-67	2B
O'Neill, Jr., Tom	1992	2B
Oros, Gary	1975-76	P
Ostrowski, Ralph	1965-66	P
Otto, Al	1961-64	OF/IF
Owens, Kyle	1981	OF
Owens, Josh	2002-04	IF/P

-P-

Pacanowski, Bob	1979	OF
Patterson, Dave	1978	P
Pattie, Chuck	1962	OF
Paulsen, Chip	1992-93	IB
Pecka, Bruce	1964-67	P
Peddy, Larry	1960-63	C
Peterson, Fritz	1962-63	P
Peterson, Mike	1958	IF
Pettengell, Kyle	2003-06	IF
Pevonka, Dave	1981	P
Piazza, John	1973	IF
Pickerrill, Ken	1951-52	C
Piekarz, Joe	2003-04	P
Piffner, John	1976-77	SS
Pitsch, Dave	1969-71	C
Place, Jim	1956	
Plaskas, Joe	1959-61	OF/P
Plesha, Tom	1975	P
Poehlmann, John	1981-82	3B/2B
Porter, Dan	1982	C

-R-

Radtke, Ralph	1970-73	C
Raffaelli, Caesar	1960	3B
Rauk, Terry	2003	OF
Ray, Arthur	1977-79	P
Reed, Danny	2007-08	OF
Reicher, Josh	1992	P
Reicher, Tim	1992	P
Reid, Josh	2003	C
Rende, Dave	1974	IB
Reynolds, Dave	2007-	IB
Rich, Jim	1980	IB
Richardson, Jesse	1992-95	P

Richmond, Seth	1981-82	OF
Riebel, Eric	1991	IB
Roach, Jim	1973-75	P
Robinson, Casey	1982	OF
Rodman, Don	1998-2001	P
Rodriguez, Joe	1997-98	3B
Roen, Tom	1979-80	IB/P
Ronek, Mark	1991	C
Roppa, Dominic	1996-98	C
Ross, Ron	1963-64	P
Ruskin, Steve	1965-67	P
Ryan, John	1991-94	3B
Ryan, Tim	2007	C/OF

-S-

Sabatino, Ralph	1978, '80	OF/P
Sabol, John	1975-76	P
Sabol, Kevin	1977-79	OF/IB
Sabol, Rick	1979-82	IB/OF
Sanchez, Marvin	2008-	IF
Sankey, Steve	1997-99, 2001	P
Sansouci, Eric	2004-05	OF
Santorio, Mike	2002-03, '05	OF
Sarina, John	1952-54	3B
Scarpace, Frank	1978	SS/3B
Schabert, Dale	1979	IB
Scherer, Bob	1959-60	OF
Schroeder, Matt	2002	P
Schauenberg, Steve	1971	P
Schimbke, Paul	1991-94	P
Schmack, Brian	1992-95	P
Schmitt, Jason	1998-99	OF
Schmitt, Jeff	1992-93, '95-96	P
Schmitz, Joel	1992-93	SS
Schwab, Jason	1993	IF
Schwarzbach, Jim	1964-65	IF
Seamans, Bob	1958-59	OF
Sebby, Dean	1982	P
Sevenich, Jeff	1977-80	3B
Sewell, Kevin	2000	OF
Seyb, Adam	1997-98, 2000	OF
Seykora, Jesse	2006-07	3B
Shanholtzer, Rick	1970	OF
Shelton, Vernon	1965	OF
Sienkiewicz, Dick	1953	C
Simmons, Joe	1995	P
Simon, Arnie	1954	IF
Simon, Scott	2003-04, '06-07	IB
Skrukrud, Mark	2002-03	P
Sliva, Rich	1980-82	2B
Small, George	1977-78	OF
Smith, Brian	2005-06, '08-	P/OF
Smith, Chris	1991	SS
Smith, Kevin	2008-	C
Smith, Travis	2001-02	P
Smoot, Steve	1965	P
Soltis, Bob	1956, '59-60	2B
Sopena, Miguel	1978-81	2B
Sowa, Glenn	1969	P
Spahn, Tom	1969-71	P
Spence, Casey	1991	P
Spina, Jim	1970	OF
Spurlin, Bob	1977-80	C
Stanford, Carlos	1977-80	OF
Stap, Jake	1951-52	P
Stearns, Randy	1994	OF
Steel, Tom	1992-95	OF
Steiger, Matt	2002-04	P
Stevens, Bobby	2006-08	SS
Stillwell, Nathan	2001-04	P

Stocking, Trevor	2001-02	IF/P
Stover, Lloyd	1976-77	IF
Stringer, Justin	1996-98	P
Strom, Lucas	1996-97, 2001	P
Sulzberger, Max	2002	P
Szybowicz, Scott	1980-81	P

-T-

Taylor, Bob	1972	C
Teutemacher, Jim	1961, '63-64	P
Thomas, Jeff	2005-08	OF
Timm, Gerry	1964-65	C/IB
Toner, Brian	2005-06	OF
Tortorici, Phil	1953-54	OF
Trautvetter, Corey	1998-2000	P

-U-

Urban, Dan	2001-03	OF/IF
------------	---------	-------

-V-

Vanden Berg, Joel	1999-2002	IF
Vanden Berg, John	1999-2000	C
Venetucci, Anthony	2003-06	C
Vesely, Arny	1963-65	3B
Villardito, Brian	2000	P
Virgili, Ernie	1966-68	IF
Visci, Pat	1968-69	OF
Von Hoff, Bruce	1963	P
Von Hoff, Burt	1972-73	P

-W-

Wagner, Gary	1971-74	P
Wallace, Al	1980-82	3B
Ward, Kevin	1980	P
Wasco, Gene	1951-52	SS
Webb, Steve	1993-96	C
Weingart, Chad	1995-98	C
Welsh, Eric	1995-97	IB
Wickersham, Brad	1979-82	P
Wikierak, Gregg	1974-76	OF
Wilson, Jeff	1982	C
Wiszwatay, Walt	1967, '69	OF
Witt, Les	1954-55	IF
Wittum, Tom	1969-72	3B
Wohlgemuth, Trevor	2004	P
Woods, Horace	1991-92	OF
Wright, Jack	1956	
Wyatt, Michael	1981	P
Wyllie, Larry	1957-59	OF

-Y-

Yagen, Jim	1970-72	OF
Yndestad, Fred	1956	
Yong, Jack	1979-80	3B
Young, Dave	1974	3B
Young, Mike	1991-92	P
Youngdahl, Ray	1958	IF

-Z-

Zaluba, Joe	1966	C/OF
Zavac, Zach	1991-94	OF/IB
Zelasko, Tom	2008-	P
Zerbenski, Walter	1964-66	Mgr.
Zollmann, Jason	1999	SS

Current players in bold

YEAR-BY-YEAR HITTING LEADERS

Major categories since 1951 NIU season records in bold

BATTING AVERAGE

Year	Player	Batting Average
1951	Bill Eiserman	.355
1952	Sam Bedrosian	.292
1953	John Sarina	.345
1954	Sam Bedrosian	.338
1955	Bill Egan	.271
1956	Not Available	
1957	Not Available	
1958	Bob Middleton	.383
1959	Joe Plaskas	.411
1960	Larry Peddy	.328
1961	Terry Dooley	.382
1962	Al Otto	.360
1963	Larry Peddy	.355
1964	Bill Malinowski	.385
1965	Arny Vesely	.325
1966	Jack Merlet	.423
1967	Pat Conroy	.389
Division I Era		
1968	Gregg Marinelli	.321
1969	Gary Olen	.358
1970	Tom Wittum	.375
1971	Tom Wittum	.393
1972	Bob Jackson	.426
1973	Andy Hannigan	.333
1974	John Graziano	.363
1975	John Graziano	.379
1976	Mark Agnew	.345
1977	Clayton Armstrong	.438
1978	Mark Brines	.328
1979	Jeff Sevenich	.407
1980	Mark Boothe	.439
1981	Mark Boothe	.389
1982	Al Wallace	.414
No team from 1983-90		
1991	John Johnson	.321
1992	Greg Gargani	.358
1993	Mike Birs	.360
1994	Mike Birs	.380
1995	Tom Steel	.377
1996	Gerad Gast	.360
1997	Joe Rodriguez	.379
1998	Joe Rodriguez	.336
1999	Joe Milroy	.307
2000	Pat Kerrigan	.377
2001	Noel Danielson	.374
2002	Rob Marconi	.357
2003	Scott Simon	.370
2004	Scott Simon	.374
2005	Jeremy Busch	.340
2006	Brian Toner	.373
2007	Matt Behren	.352
2008	Jeff Thomas	.350

HITS

Year	Player	Hits
1951	Bill Eiserman	22
1952	John Sarina	17
	James McKinzie	
1953	Sam Bedrosian	21
1954	Sam Bedrosian	23
1955	Ronald Czamecki	18
1956	Not Available	
1957	Not Available	
1958	Bob Middleton	23
	Ray Youngdahl	
1959	Bob Boyd	44
1960	George Evans	26
1961	Terry Dooley	39
1962	Al Otto	40
1963	Steve Land	41
1964	Steve Land	38
1965	Arny Vesely	37
1966	Jack Merlet	33
1967	Gregg Marinelli	41
Division I Era		
1968	Gregg Marinelli	35
1969	Gary Olen	38
1970	Tom Wittum	42
1971	Tom Wittum	44
1972	Bob Jackson	40
	Tom Wittum	
1973	Andy Hannigan	32
1974	John Graziano	45
1975	John Graziano	44
1976	Mark Agnew	40
1977	Bob Justice	51
1978	Bob Justice	37
1979	Jeff Sevenich	44
1980	Mark Boothe	50
1981	Mark Boothe	51
1982	Brad Kawell	50
No team from 1983-90		
1991	John Johnson	28
1992	Tom O'Neill, Jr.	51
1993	Mike Birs	36
1994	Mike Birs	42
1995	Brock Morrison	43
1996	Gerad Gast	41
1997	Mike O'Neill	50
1998	Mike O'Neill	27
1999	Ben Manning	36
2000	John Brock	50
2001	Noel Danielson	64
2002	John Brock	51
2003	Rob Marconi	61
2004	Rob Marconi	65
2005	Jeremy Busch	53
2006	Scott Simon	44
2007	Jesse Seykora	50
2008	Bobby Stevens	52

RUNS SCORED

Year	Player	Runs Scored
1951	John Bednarcik	17
1952	Jim McKinzie	8
	Sam Bedrosian	
1953	Sam Bedrosian	16
1954	Sam Bedrosian	17
1955	Charles Faso	13
1956	Not Available	
1957	Not Available	
1958	Bob Middleton	15
1959	Bob Boyd	29
1960	Joe Blume	22
1961	Terry Dooley	27
	Joe Blume	
1962	Joe Blume	27
1963	Jack Merlet	30
1964	Al Otto	26
1965	Arny Vesely	27
1966	Jack Merlet	23
1967	Gregg Marinelli	27
Division I Era		
1968	Gary Olen	21
1969	Pat Visci	23
1970	Jim Knox	26
1971	Tom Wittum	28
1972	Lindle Dailey	28
1973	Terry Drugan	26
1974	John Graziano	25
1975	Chris Bourjos	28
1976	John Piffner	22
1977	Clayton Armstrong	29
1978	Bob Justice	24
1979	Alvin Maynard	34
1980	Alvin Maynard	38
1981	Mark Boothe	34
1982	Al Wallace	37
No team from 1983-90		
1991	John Johnson	28
1992	Tom O'Neill, Jr.	51
1993	Mike Birs	36
1994	Mike Birs	42
1995	Brock Morrison	43
1996	Gerad Gast	41
1997	Mike O'Neill	50
1998	Mike O'Neill	27
1999	Ben Manning	36
2000	John Brock	50
2001	Noel Danielson	64
2002	John Brock	51
2003	Rob Marconi	61
2004	Rob Marconi	65
2005	Jeremy Busch	53
2006	Scott Simon	44
2007	Jesse Seykora	50
2008	Bobby Stevens	52

HOME RUNS


Year	Player	Home Runs
1951	Fran Cahill	4
1952	three tied	1
1953	Sam Bedrosian	2
1954	Sam Bedrosian	6
1955	Tony Iacobucci	4
1956	Not Available	
1957	Not Available	
1958	Bob Middleton	3
	Ray Youngdahl	
1959	Jim Kreeger	4
1960	George Evans	4
1961	Terry Dooley	5
1962	Al Otto	8
1963	Al Otto	5
1964	Gerry Timm	4
1965	Jack Merlet	4
1966	Roger Dutton	4
1967	Pat Conroy	12
Division I Era		
1968	Pat Conroy	3
1969	Jim Dennon	3
1970	Tom Wittum	5
	Jim Knox	
1971	Tom Wittum	8
1972	Tom Wittum	7
1973	Jim Lidwin	3
1974	John Graziano	5
	Hank DeAngelis	
1975	John Graziano	10
1976	Chris Bourjos	4
1977	Jeff Sevenich	3
1978	Bob Justice	4
1979	Alvin Maynard	4
	Alvin Maynard	
1980	Jeff Sevenich	12
1981	Brad Kawell	4
1982	Brad Kawell	8
No team from 1983-90		
1991	John Johnson	2
	Eric Riebel	
1992	Tom O'Neill, Jr.	7
1993	Mike Birs	6
1994	Mike Birs	7
1995	Jason King	6
1996	Eric Welsh	11
1997	Eric Welsh	11
1998	Brett Gautcher	5
1999	Joe Milroy	6
2000	Vanden Berg	7
2001	Pat Kerrigan	7
2002	Pat Kerrigan	10
2003	Mike Santoro	15
2004	Rob Marconi	13
2005	Jake Blair	10
2006	Brian Toner	9
2007	Jesse Seykora	8
2008	Justin Behm	11

RUNS BATTED IN


Year	Player	Runs Batted In
1951	Fran Cahill	14
1952	Gene Wasco	7
1953	Sam Bedrosian	12
1954	John Sarina	21
1955	Tony Iacobucci	14
1956	Not Available	
1957	Not Available	
1958	Ray Youngdahl	14
1959	Jim Kreeger	23
1960	George Evans	25
1961	Terry Dooley	27
1962	Al Otto	32
1963	Al Otto	28
1964	Gerry Timm	23
	Steve Land	
1965	Gerry Timm	21
1966	Jack Merlet	19
	Roger Dutton	
1967	Pat Conroy	32
Division I Era		
1968	Gary Olen	18
1969	Jim Dennon	19
1970	Tom Wittum	34
1971	Tom Wittum	31
1972	Tom Wittum	33
1973	Andy Hannigan	25
1974	John Graziano	29
1975	Jay Graziano	39
1976	Mark Agnew	25
1977	Bob Justice	27
1978	Bob Justice	21
1979	Mike Brines	26
1980	Jeff Sevenich	41
1981	Seth Richmond	32
1982	Brad Kawell	43
No team from 1983-90		
1991	Eric Riebel	16
1992	Mike Birs	45
1993	Zach Zavac	38
1994	Ryan Butcher	36
1995	Gerad Gast	39
1996	Eric Welsh	43
1997	Eric Welsh	44
1998	Joe Rodriguez	24
1999	Joe Milroy	36
2000	Pat Kerrigan	44
2001	Pat Kerrigan	53
2002	Rob Marconi	52
2003	Joe Mazzuca	57
2004	Scott Simon	71
2005	Mike Santoro	47
2006	Brian Toner	41
2007	Jesse Seykora	42
2008	Jordin Hood	43

STOLEN BASES


Year	Player	Stolen Bases
1951	Pete Neukirch	5
1952	Jim McKinzie	6
1953	Sam Bedrosian	8
1954	Sam Bedrosian	8
1955	Charles Faso	4
1956	Not Available	
1957	Not Available	
1958	Bob Middleton	4
1959	Bob Boyd	15
1960	Joe Blume	9
	Jim Kreeger	
1961	Joe Blume	21
1962	Joe Blume	10
1963	Pat Kramer	5
	Jack Merlet	
1964	Bill Malinowski	9
1965	Bill Malinowski	12
1966	Pat Kramer	16
1967	Willie Hanson	5
Division I Era		
1968	Joe Jesensky	7
1969	three tied	4
1970	Jim Knox	14
1971	Lindle Dailey	10
1972	Lindle Dailey	14
	Bruce Meredith	
1973	Terry Drugan	11
1974	three tied	6
1975	Mike Chapman	6
1976	Chris Bourjos	13
1977	Bob Justice	22
1978	Clayton Armstrong	14
1979	Alvin Maynard	41
1980	Alvin Maynard	30
1981	Miguel Sopena	13
1982	Dave Earl	10
No team from 1983-90		
1991	Mark Mershon	13
1992	Tom O'Neill, Jr.	27
1993	Tom Steel	16
1994	Randy Stearns	16
1995	Mark McShane	19
1996	Gerad Gast	16
1997	Brett Gautcher	16
1998	Brett Gautcher	5
	Ben Manning	
1999	Ben Manning	9
2000	John Brock	22
2001	Noel Danielson	22
2002	John Brock	18
2003	Joe Mazzuca	20
2004	Rob Marconi	13
	Eric Sansouci	
2005	Eric Sansouci	12
2006	Bobby Stevens	17
2007	Bobby Stevens	15
2008	Bobby Stevens	20



Bob Jackson




Bob Justice




Joe Blume



Mike Santoro



Eric Welsh



Lindle Dailey

YEAR-BY-YEAR PITCHING LEADERS

Major categories since 1951 NIU season records in bold


ERA	WINS	APPEARANCES	SAVES	INNINGS PITCHED	STRIKEOUTS
<i>College Division Era</i>	<i>College Division Era</i>	<i>College Division Era</i>	<i>Division I Era</i>	<i>College Division Era</i>	<i>College Division Era</i>
1951 2.19 Jake Stap	1951 5 Jake Stap	1951 Not Available	1972 2 Bob Mestek	1951 57.1 Jake Stap	1951 36 Jake Stap
1952 1.10 Jake Stap	1952 4 Jake Stap	1952 8 Jake Stap	1973 3 Burt Von Hoff	1952 65.2 Jake Stap	1952 41 Jake Stap
1953 3.43 Lou Bissa	1953 2 Lou Bissa	1953 7 Robert Baker	1974 2 Terry Fruth	1953 31.1 Robert Baker	1953 21 Robert Baker
1954 4.63 Billy Graham	Robert Baker	1954 12 Billy Graham	1975 3 Terry Fruth	1954 68.0 Billy Graham	1954 51 Billy Graham
1955 3.08 Billy Graham	1954 2 Billy Graham	1955 10 Billy Graham	1976 1 three tied	1955 81.2 Billy Graham	1955 55 Billy Graham
1956 Not Available	Lou Bissa	1956 Not Available	1977 1 three tied	1956 Not Available	1956 Not Available
1957 Not Available	1955 3 Billy Graham	1957 Not Available	1978 1 Arthur Ray	1957 Not Available	1957 Not Available
1958 3.42 Jerry Flowers	1956 Not Available	1958 Not Available	1979 1 three tied	1958 69.0 Larry Gentry	1958 71 Larry Gentry
1959 2.97 Joe Plaskas	1957 Not Available	1959 Not Available	1980 1 Chuck Kolotka	1959 66.2 Joe Plaskas	1959 61 Joe Plaskas
1960 4.13 Dennis Lange	1958 4 Larry Gentry	1960 9 Dennis Lange	Pat Griffin	1960 58.2 Larry Gentry	1960 65 Larry Gentry
1961 1.80 Lester Lamont	1959 5 Larry Gentry	1961 Not Available	1981 3 Dave Pevonka	1961 77.0 Joe Plaskas	1961 60 Joe Plaskas
1962 2.06 Charles Moss	1960 4 Larry Gentry	1962 Not Available	1982 1 Lee Newlan	1962 65.1 Fritz Peterson	1962 55 Fritz Peterson
1963 2.45 Fritz Peterson	1961 6 Joe Plaskas	1963 Not Available	No team from 1983-90	1963 91.2 Fritz Peterson	1963 91 Fritz Peterson
1964 0.76 Bruce Pecka	1962 5 Dennis Lange	1964 13 Jim Olichwier	1991 2 Jim Gurney	1964 73.0 Jim Teutemacher	1964 50 Jim Teutemacher
1965 2.20 Steve Smoot	1963 8 Fritz Peterson	Jim Teutemacher	1992 2 Brian Schmack	1965 81.2 Bruce Pecka	1965 53 Bruce Pecka
1966 1.34 Steve Ruskin	1964 7 Jim Teutemacher	1965 17 Bruce Pecka	1993 2 Brian Schmack	1966 68.1 John Bonney	1966 54 John Bonney
1967 2.83 Bruce Pecka	1965 6 John Bonney	1966 13 John Bonney	1994 1 Jim Gurney	1967 61.2 Bruce Pecka	1967 50 Bruce Pecka
<i>Division I Era</i>	1966 5 Bruce Pecka	1967 15 Dan Brasic	1995 2 Paul Erschen	<i>Division I Era</i>	<i>Division I Era</i>
1968 2.82 Bob Fiore	1967 5 Dan Brasic	<i>Division I Era</i>	1996 2 Justin Stringer	1968 61.2 Wade Johnson	1968 59 Wade Johnson
1969 2.31 Glenn Guss	<i>Division I Era</i>	1968 11 Bob Fiore	1997 4 Tony Epperson	1969 65.0 Ray Hahn	1969 47 Glenn Guss
1970 1.59 Lee Hansen	1968 5 Bob Fiore	1969 13 Ray Hahn	1998 1 John Rodriguez	1970 62.1 Lee Hansen	1970 48 Lee Hansen
1971 2.80 Bob Mestek	1969 5 Ray Hahn	Dave Hanula	1999 2 Steve Sankey	1971 43.0 John Heinzl	1971 30 Steve Schauenberg
1972 1.96 Lee Hansen	1970 5 Lee Hansen	1970 13 Tom Spahn	2000 4 Brian Miller	1972 69.0 Lee Hansen	1972 62 Bob Mestek
1973 4.29 Randy Hlad	Glenn Guss	1971 11 Bob Mestek	2001 3 Steve Hardman	1973 53.0 Gary Wagner	1973 34 Burt Von Hoff
1974 2.04 Jerry Blanton	1971 5 Bob Mestek	1972 12 Bob Mestek	2002 7 Max Sulzberger	1974 61.2 Jerry Blanton	1974 60 Jerry Blanton
1975 1.74 Chuck Mytich	1972 8 Lee Hansen	1973 12 Burt Von Hoff	2003 14 Mark Badgley	1975 57.0 Chuck Mytich	1975 43 Jerry Blanton
1976 3.83 Mike Avallone	Bob Mestek	1974 12 Terry Fruth	2004 7 Trevor Wohlgemuth	1976 56.2 John Sabol	1976 55 John Sabol
1977 2.40 Mike Avallone	1973 5 Gary Wagner	1975 13 Terry Fruth	2005 2 Matt German	1977 68.2 Gary Krattenmaker	1977 45 Gary Krattenmaker
1978 3.86 Baker Green	1974 5 Jerry Blanton	1976 11 John Sabol	2006 11 Matt German	1978 44.2 Joe Jordan	1978 32 Baker Green
1979 4.50 Brad Wickersham	1975 6 Chuck Mytich	1977 12 Gary Krattenmaker	2007 13 Matt German	1979 42.0 Larry Funsch	1979 40 Arthur Ray
1980 4.31 Chuck Kolotka	1976 4 Mike Avallone	1978 10 Joe Jordan	2008 10 Andy Deain	1980 56.1 Chuck Kolotka	1980 48 Chuck Kolotka
1981 3.22 Chuck Kolotka	1977 8 Gary Krattenmaker	1979 12 Brad Wickersham		1981 68.0 Pat Griffin	1981 53 Pat Griffin
1982 4.33 Drake Battle	1978 4 Ralph Sabatino	1980 13 Chuck Kolotka		1982 60.1 Drake Battle	1982 49 Drake Battle
No team from 1983-90	1979 4 Larry Funsch	Pat Griffin		No team from 1983-90	No team from 1983-90
1991 5.96 Josh Brown	1980 4 Dave Nuti	1981 16 Dave Pevonka		1991 45.1 Josh Brown	1991 29 Josh Brown
1992 5.56 Jeff Schmitt	1981 5 Chuck Kolotka	1982 12 Brian McCarthy		1992 53.1 Paul Schimbke	1992 32 Jesse Richardson
1993 3.45 Jeff Schmitt	1982 5 Drake Battle	No team from 1983-90		1993 77.0 Jesse Richardson	1993 59 Jeff Schmitt
1994 2.72 Paul Schimbke	No team from 1983-90	1991 18 Jim Gurney		1994 81.2 Chris Burt	1994 54 Chris Burt
1995 3.43 Jesse Richardson	1991 4 Josh Brown	1992 25 Brian Schmack		1995 94.1 Jesse Richardson	1995 88 Jesse Richardson
1996 3.97 Justin Stringer	1992 4 Josh Brown	1993 16 Brian Schmack		1996 89.1 Paul Erschen	1996 53 Justin Stringer
1997 4.81 Brent Dykstra	1993 5 Jeff Schmitt	1994 14 Brian Schmack		1997 59.2 Paul Erschen	1997 58 Lucas Strom
1998 5.08 Brad Gavelek	1994 4 four tied	1995 19 Dave Markusic		1998 78.0 Brad Gavelek	1998 54 Brad Gavelek
1999 6.56 Brad Gavelek	1995 9 Jesse Richardson	1996 24 Paul Erschen		1999 77.2 Brian Miller	1999 47 Steve Sankey
2000 4.25 Don Rodman	1996 9 Paul Erschen	1997 17 Brent Dykstra		2000 87.0 Brad Gavelek	2000 61 Dan Badgley
2001 4.35 Don Rodman	1997 4 Justin Stringer	Tony Epperson		2001 94.2 Brad Gavelek	2001 89 Brad Gavelek
2002 4.32 Matt Schroeder	Paul Erschen	1998 17 Justin Stringer		2002 88.2 Mark Skrukkrud	2002 74 Mark Skrukkrud
2003 2.89 Matt Steiger	1998 4 Brad Gavelek	1999 17 Brian Miller		2003 101.0 Mark Skrukkrud	2003 77 Mark Skrukkrud
2004 2.55 Joe Piekarz	1999 1 four tied	2000 19 Don Rodman		2004 116.1 Joe Piekarz	2004 96 Joe Piekarz
2005 2.85 Brian Smith	2000 6 Brad Gavelek	Brad Gavelek		2005 88.2 Nick Hall	2005 56 Brian Smith
2006 0.49 Matt German	2001 6 Brad Gavelek	2001 18 Steve Hardman		2006 76.0 Nick Hall	2006 55 Trevor Feeney
2007 1.76 Matt German	2002 6 Mark Skrukkrud	Knick Davis		2007 98.1 Trevor Feeney	2007 83 Mark Badgley
2008 1.86 Dan Atkinson	2003 6 three tied	2002 25 Max Sulzberger		2008 93.1 Trevor Feeney	2008 55 Trevor Feeney
	2004 9 Joe Piekarz	2003 28 Mark Badgley			
	2005 6 Brian Smith	2004 25 Trevor Wohlgemuth			
	2006 4 four tied	2005 33 Matt German			
	2007 6 Trevor Feeney	2006 32 Mark Badgley			
	6 Andy Deain	Brandon Copp			
	2008 6 Trevor Feeney	2007 34 Matt German			
		2008 35 Andy Deain			



Lee Hansen



Jim Teutemacher




Brian Schmack



Matt German



Joe Piekarz



Joe Plaskas

NORTHERN ILLINOIS UNIVERSITY HUSKIES

YEARLY STATS

YEAR-BY-YEAR TEAM STATISTICS

Major categories since 1951 NIU season records in bold

Year	W-L-T	HITTING											PITCHING						FIELDING			
		BA	AB	R	H	2B	3B	HR	RBI	SH	SB	ERA	CG	SHO	SV	IP	H	ER	BB	SO	E	PCT
1951	11-6	.279	554	102	155	18	6	12	85	N/A	15	3.20	N/A	0	N/A	146.3	117	52	79	78	N/A	N/A
1952	5-12	.218	564	52	123	20	3	3	45	N/A	20	2.72	18	0	N/A	145.2	131	44	N/A	N/A	N/A	N/A
1953	6-12	.241	569	74	137	25	2	6	67	N/A	26	5.30	8	0	N/A	146.0	162	86	94	87	N/A	N/A
1954	5-15	.214	598	89	128	15	1	12	79	15	16	5.56	N/A	1	N/A	162.0	160	100	120	100	N/A	N/A
1955	4-18	.216	654	91	141	29	1	9	74	26	14	5.25	N/A	2	N/A	171.1	179	100	96	98	N/A	N/A
1956	3-14	No Statistical Records Available																				
1957	7-10-1	No Statistical Records Available																				
1958	6-16	.265	737	128	195	35	7	17	92	8	10	5.89	N/A	N/A	N/A	178.2	220	117	84	125	N/A	N/A
1959	13-14	.272	875	166	238	31	7	14	130	23	58	3.10	N/A	3	N/A	247.0	169	85	129	201	61	.962
1960	9-11	.255	652	122	166	22	6	8	103	17	40	5.43	N/A	0	N/A	165.2	161	100	126	158	53	.926
1961	18-12	.250	954	159	239	40	6	20	136	N/A	51	2.61	N/A	2	N/A	254.2	210	74	130	189	58	.949
1962	13-21	.236	1,067	183	252	33	7	15	N/A	N/A	40	3.35	N/A	N/A	N/A	274.1	239	102	158	208	91	.929
1963	17-17	.272	1,111	174	302	42	9	16	174	N/A	35	3.45	N/A	0	N/A	284.0	259	109	111	215	75	.940
1964	23-5	.284	941	176	267	38	21	13	144	30	31	1.79	N/A	6	N/A	235.2	178	47	70	174	63	.941
1965	15-17-1	.252	1,052	153	265	49	8	14	128	20	50	3.18	N/A	2	N/A	266.1	241	94	104	190	75	.938
1966	13-6-1	.259	622	104	162	31	7	12	78	14	29	2.48	N/A	2	N/A	167.0	146	46	85	118	31	.959
1967	20-14-1	.269	1,091	213	294	51	10	31	183	13	26	4.28	11	4	N/A	263.0	269	125	156	223	57	.956
End of College Division Era, Beginning of Division I Era																						
1968	13-14-1	.277	859	147	238	44	5	7	124	23	27	4.04	13	2	N/A	218.1	199	98	126	180	49	.949
1969	16-19	.277	1,005	150	278	35	8	9	129	13	27	4.69	14	2	N/A	245.2	248	128	119	197	74	.931
1970	18-15-1	.281	1,027	177	289	41	7	27	149	33	43	4.37	11	4	N/A	259.1	251	126	129	185	69	.940
1971	19-15	.281	1,016	178	286	44	11	30	146	24	37	4.67	7	2	N/A	245.1	279	141	131	197	46	.958
1972	24-6	.326	925	196	302	41	12	32	162	28	61	3.77	16	5	7	229.0	223	96	111	147	44	.956
1973	14-15	.267	800	158	214	33	7	10	122	16	53	5.58	9	1	3	201.0	221	132	122	139	63	.931
1974	18-21	.250	1,058	175	264	37	5	17	137	21	42	4.20	12	2	4	278.1	267	130	182	188	71	.942
1975	20-17	.296	1,019	154	302	41	4	30	138	30	31	4.11	9	0	7	254.0	248	116	198	177	64	.940
1976	15-22	.285	992	173	283	39	7	10	139	21	51	5.48	13	1	3	243.0	263	148	193	150	79	.927
1977	26-13-2	.320	1,154	250	369	55	18	14	206	23	116	4.10	24	5	3	287.2	324	131	136	200	54	.957
1978	14-27	.265	1,024	142	271	46	12	12	126	16	52	5.59	9	0	1	257.2	313	160	145	160	89	.925
1979	21-24-1	.313	1,133	238	352	61	11	23	205	28	90	6.88	15	2	4	281.1	376	215	170	194	70	.945
1980	19-22-2	.312	1,173	263	366	64	15	33	238	33	76	5.82	9	4	2	293.2	355	190	189	216	82	.937
1981	19-26-2	.273	1,184	194	323	51	3	25	179	23	46	5.98	18	4	8	310.0	368	206	215	216	85	.938
1982	19-24-1	.325	1,202	313	391	62	18	35	254	12	58	7.94	13	3	1	285.2	394	252	188	171	93	.928
No team from 1983-90																						
1991	11-25	.220	920	134	202	24	12	4	105	11	76	7.86	4	1	5	252.0	337	220	159	148	91	.919
1992	18-36	.277	1,543	277	428	76	9	19	242	25	91	7.31	7	1	5	379.1	512	308	217	203	85	.952
1993	16-34-1	.247	1,448	199	357	49	12	15	174	14	53	5.56	11	1	4	374.0	428	231	201	231	95	.944
1994	23-30	.288	1,561	272	449	84	15	15	236	39	91	5.02	22	3	1	397.2	472	222	172	257	90	.952
1995	29-27	.298	1,690	311	504	92	11	21	287	41	108	5.30	18	1	5	436.3	491	257	260	313	93	.953
1996	27-30	.288	1,739	340	501	90	13	39	308	44	91	5.31	11	5	5	442.1	494	261	210	256	86	.958
1997	19-29	.323	1,466	300	473	84	15	30	260	59	71	7.42	8	2	9	360.1	472	297	192	286	74	.954
1998	10-39-1	.261	1,413	191	369	55	2	18	168	27	21	7.39	9	2	1	354.1	504	291	177	244	86	.946
1999	4-51-1	.232	1,530	180	355	69	8	19	156	22	28	9.01	14	1	2	389.2	615	390	241	247	105	.940
2000	24-33	.299	1,683	315	355	93	12	25	275	22	44	5.70	17	1	10	412.0	544	261	156	289	117	.936
2001	28-27	.298	1,862	379	554	138	14	31	331	20	54	6.38	8	2	5	454.0	550	322	198	391	90	.956
2002	23-32	.299	1,859	374	555	113	13	46	337	25	57	5.63	6	1	9	455.1	507	285	220	359	107	.947
2003	34-24	.315	1,986	408	625	108	12	70	337	23	81	5.05	8	3	15	483.1	560	271	207	363	120	.944
2004	31-28	.287	2,053	401	590	102	21	46	349	22	85	5.15	3	3	12	505.1	577	289	258	389	110	.951
2005	16-36	.271	1,908	290	518	101	6	35	261	35	41	5.49	6	1	6	472.1	641	288	191	319	128	.941
2006	24-31	.275	1,877	317	516	100	10	38	287	32	83	5.47	1	2	13	470.2	523	286	217	365	92	.956
2007	34-24	.292	1,992	378	581	108	9	42	342	32	69	4.65	2	1	14	503.2	537	260	188	398	85	.962
2008	28-26	.284	1,889	327	537	107	13	48	280	28	83	5.31	5	0	11	475.0	528	280	222	353	77	.963



The 1972 Huskies went 24-8 and reached the NCAA Tournament.



NIU won the 1996 Mid-Continent Conference Tournament.

NORTHERN ILLINOIS UNIVERSITY HUSKIES

YEARLY RESULTS

SEASON RESULTS 1900-1982

Year	Overall				Conference				Head Coach	
	W	L	T	Pct.	W	L	T	Pct. League/Finish		
1900	3	3	0	.500	n/a	n/a	n/a	n/a	Fred Charles	
1901	3	5	1	.389	n/a	n/a	n/a	n/a	Fred Charles	
1902	2	2	0	.500	n/a	n/a	n/a	n/a	Fred Charles	
1903	4	0	0	1.000	n/a	n/a	n/a	n/a	A.F. Johnson	
1904	7	4	0	.636	n/a	n/a	n/a	n/a	Henry Stiness	
1905	5	1	0	.833	n/a	n/a	n/a	n/a	A.C. Kinsbury	
1906	No records available									
1907	4	5	0	.444	n/a	n/a	n/a	n/a	Nelson A. Kellogg	
1908	5	6	0	.455	n/a	n/a	n/a	n/a	Nelson A. Kellogg	
1909	7	4	0	.636	n/a	n/a	n/a	n/a	Nelson A. Kellogg	
1910	10	2	0	.833	n/a	n/a	n/a	n/a	Nelson A. Kellogg	
1911	No records available									
1912	5	3	0	.625	n/a	n/a	n/a	n/a	William Wirtz	
1913	3	4	1	.438	n/a	n/a	n/a	n/a	William Wirtz	
1914	5	4	0	.556	n/a	n/a	n/a	n/a	William Wirtz	
1915	3	2	0	.600	n/a	n/a	n/a	n/a	William Wirtz	
1916	8	1	0	.889	n/a	n/a	n/a	n/a	William Wirtz	
1917	5	1	0	.833	n/a	n/a	n/a	n/a	William Wirtz	
1918-19	No team (World War I)									
1920	10	3	0	.769	n/a	n/a	n/a	n/a	Robert G. Buzzard	
1921	3	3	1	.500	n/a	n/a	n/a	n/a	Paul Harrison	
1922	4	7	0	.364	n/a	n/a	n/a	n/a	Paul Harrison	
1923	4	3	0	.571	record unavailable	Little 19			Paul Harrison	
1924	7	3	0	.700	record unavailable	Little 19/1st			William Muir	
1925	11	0	0	1.000	record unavailable	Little 19/1st			William Muir	
1926	6	3	0	.667	record unavailable	Little 19			William Muir	
1927	2	3	0	.400	record unavailable	Little 19			Roland Cowell	
1928	7	2	0	.778	record unavailable	Little 19			Roland Cowell	
1929	3	3	0	.500	record unavailable	Little 19			Roland Cowell	
1930	5	7	0	.417	record unavailable	Little 19			George Evans	
1931	3	5	0	.375	record unavailable	Little 19			George Evans	
1932	3	4	0	.429	record unavailable	Little 19			George Evans	
1933	7	4	1	.625	record unavailable	Little 19			George Evans	
1934	6	4	0	.600	record unavailable	Little 19			George Evans	
1935	8	1	0	.889	record unavailable	Little 19			C. Nordly	
1936	5	6	0	.455	record unavailable	Little 19/1st			George Evans	
1937	17	8	0	.680	record unavailable	Little 19			George Evans	
1938	10	12	0	.455	record unavailable	Little 19			George Evans	
1939	10	14	0	.417	record unavailable	Little 19			George Evans	
1940	14	12	0	.538	record unavailable	Little 19			George Evans	
1941	4	14	0	.222	record unavailable	Little 19			George Evans	
1942	8	9	0	.471	record unavailable	Little 19			George Evans	
1943	5	9	0	.357	record unavailable	Little 19			George Evans	
1944	1	9	0	.100	record unavailable	Little 19			George Evans	
1945	8	1	0	.889	record unavailable	Little 19/1st			Ralph McKinzie	
1946	15	3	0	.833	7	0	0	1.000	Little 19/1st	George Evans
1947	13	5	2	.700	record unavailable	Little 19			George Evans	
1948	11	11	0	.500	4	3	0	.571	IIAC/3rd	John Pace
1949	10	6	0	.625	3	4	0	.429	IIAC	Ralph McKinzie
1950	16	8	0	.667	record unavailable	IIAC/1st			Ralph McKinzie	
1951	11	6	0	.647	record unavailable	IIAC/1st			Ralph McKinzie	
1952	5	12	0	.294	3	7	0	.300	IIAC/4th	Ralph McKinzie
1953	6	12	0	.333	2	6	0	.250	IIAC/5th	Ralph McKinzie
1954	5	15	0	.250	4	8	0	.333	IIAC	Ralph McKinzie
1955	5	17	0	.227	2	8	0	.200	IIAC	Ralph McKinzie
1956	4	13	0	.438	3	9	0	.250	IIAC/6th	Ralph McKinzie
1957	7	10	1	.417	5	5	0	.500	IIAC/4th	Darrel Black
1958	8	18	1	.315	7	10	0	.412	IIAC	Darrel Black
1959	13	14	0	.481	9	8	0	.527	IIAC	Darrel Black
1960	12	15	0	.444	5	6	0	.455	IIAC/6th	Darrel Black
1961	20	13	1	.603	7	8	0	.467	IIAC/4th	Darrel Black
1962	13	21	0	.382	5	7	0	.417	IIAC/4th	Darrel Black
1963	17	17	0	.500	6	6	0	.500	IIAC/4th	Darrel Black
1964	23	5	0	.821	10	2	0	.833	IIAC/1st	Thomas L. Meyer
1965	15	17	1	.470	6	6	0	.500	IIAC/t-2nd	Thomas L. Meyer
1966	13	6	1	.675	6	2	0	.750	IIAC/2nd	Thomas L. Meyer
1967	20	14	1	.586	Independent					
1968	13	14	1	.482	End College Division Era/Begin Division I Era					
1969	16	19	0	.457	Independent					Thomas L. Meyer
1970	18	15	1	.544	Independent					Dave Mason
1971	24	15	0	.615	5	6	0	.455	Midwestern	Dave Mason
1972	24	8	0	.750	7	2	0	.778	Midwestern/1st	Wayne Franke
1973	14	15	0	.483	record unavailable	Midwestern			Dave Mason	
1974	18	21	0	.462	7	7	0	.500	MAC/6th	Dave Mason
1975	20	17	0	.541	8	8	0	.500	MAC/6th	Dave Mason
1976	15	22	0	.405	4	10	0	.286	MAC/10th	Walt Owens
1977	26	13	2	.659	8	5	1	.607	MAC/4th	Walt Owens
1978	14	27	0	.341	2	11	0	.154	MAC/10th	Walt Owens
1979	21	24	1	.467	2	13	0	.133	MAC/9th	Walt Owens
1980	19	20	2	.488	6	10	0	.375	MAC/7th	Walt Owens
1981	19	26	2	.426	6	10	2	.389	MAC/6th	Walt Owens
1982	19	24	1	.443	4	9	1	.321	MAC/4th West	Walt Owens
1983-90	No team (program disbanded)									

MODERN ERA SCORES 1991-PRESENT



Spanky McFarland 1991-97

Seven Seasons
143-211-1, .405

1991: 11-25 (.306), Independent
Head Coach: Spanky McFarland

Mar. 9	^ vs. Iowa	L	16-3 (7)
Mar. 10	^ vs. Missouri State	L	11-0
	@ Saint Louis	L	19-2 (7)
Mar. 16	@ Illinois	L	15-0 (7)
	@ Illinois	L	13-0 (7)
Mar. 19	@ Indiana	L	4-0 (7)
	@ Indiana	L	2-1 (7)
Mar. 21	@ Chicago State	L	4-3 (7)
	@ Chicago State	L	8-2 (6)
Mar. 28	@ Bradley	L	16-2 (7)
	@ Bradley	L	8-7 (7)
Mar. 29	@ SIU-Edwardsville	L	9-0
Mar. 30	@ SIU-Edwardsville	L	4-1 (7)
	@ SIU-Edwardsville	L	21-0 (7)
Apr. 1	Chicago State	L	10-7 (7)
	Chicago State	L	8-5 (5)
Apr. 3	Aurora	L	9-6 (8)
Apr. 6	@ Valparaiso	L	20-5
Apr. 7	Viterbo College	W	6-2 (7)
	Viterbo College	L	6-2 (7)
Apr. 12	Rockford College	W	8-5
Apr. 13	Eastern Illinois	W	3-2 (7)
	Eastern Illinois	L	6-4 (7)
Apr. 16	College of St. Francis	L	18-0
Apr. 17	@ St. Joseph's (In)	L	3-2 (7)
	@ St. Joseph's (In)	W	8-2 (7)
Apr. 21	@ Northern Iowa	W	7-2 (7)
	@ Northern Iowa	W	5-4 (7)
Apr. 25	@ Northeastern Illinois	W	2-0
Apr. 26	Northern Iowa	L	11-6 (7)
	Northern Iowa	W	9-0 (7)
Apr. 27	Chicago	W	8-4 (7)
	Chicago	W	7-2 (7)
Apr. 30	@ Wisconsin	L	10-5
May 2	@ Western Illinois	W	5-3 (7)
	@ Western Illinois	L	11-3 (7)
^ St. Louis, Mo.			

1992: 18-36 (.333), 6-16 (.273) Mid-Con, 5th Gray
Head Coach: Spanky McFarland

Mar. 7	^ vs. Iowa	W	4-3
	^ vs. Eastern Kentucky	L	5-3 (7)
Mar. 8	@ Southern Illinois	W	4-2
Mar. 10	@ Mississippi State	L	4-0
Mar. 11	@ Samford	W	12-6
Mar. 12	@ Alabama-Birmingham	L	9-5
Mar. 13	@ Alabama	L	12-1
Mar. 15	@ Tennessee Tech	L	4-3 (11)
Mar. 17	@ Illinois State	W	3-1 (7)
	@ Illinois State	L	5-1 (7)
Mar. 21	@ Illinois	L	16-7 (7)
	@ Illinois	L	4-3 (6)
Mar. 24	@ Saint Louis	L	5-3 (7)
	@ Saint Louis	L	7-6 (7)
Mar. 25	@ Wichita State	L	8-2
Mar. 26	@ Wichita State	L	10-3
Mar. 28	@ Western Illinois	W	8-1 (7)
	@ Western Illinois	L	9-4 (7)
Mar. 31	Northern Iowa	W	17-5 (5)
	Northern Iowa	L	20-11 (7)
Apr. 4	Valparaiso	L	6-3 (7)
	Valparaiso	W	12-3 (7)
Apr. 5	Chicago State	W	4-3 (7)
	Chicago State	L	8-5 (7)
Apr. 8	@ Bradley	L	7-3 (7)
	@ Bradley	L	7-4 (7)
Apr. 9	UW-Milwaukee	L	8-6 (7)
	UW-Milwaukee	L	6-5 (7)
Apr. 11	Akron	W	10-9 (7)
	Akron	L	8-7 (8)
Apr. 12	Illinois-Chicago	L	5-4 (7)
	Illinois-Chicago	L	5-2 (7)
Apr. 17	@ UW-Milwaukee	W	4-1 (7)
	@ UW-Milwaukee	W	5-4 (7)
Apr. 18	@ Valparaiso	L	3-1 (7)
	@ Valparaiso	W	3-2 (7)
Apr. 19	Youngstown State	L	4-3 (7)

Apr. 21	Youngstown State	L	2-0 (7)
	* Northwestern	W	19-11
Apr. 23	@ Northeastern Illinois	W	6-3 (7)
Apr. 25	@ Wright State	L	12-1 (7)
	@ Wright State	L	6-3
Apr. 26	@ Cleveland State	L	3-0 (7)
	@ Cleveland State	W	11-0 (7)
Apr. 29	Bradley	L	7-2 (7)
	Bradley	L	12-7 (7)
Apr. 30	Eastern Illinois	L	13-0 (7)
	Eastern Illinois	L	3-2 (7)
May 1	Eastern Illinois	L	7-2 (7)
	Eastern Illinois	W	8-4 (7)
May 11	@ Illinois-Chicago	L	26-10 (7)
	@ Illinois-Chicago	L	8-5 (7)
May 12	@ Chicago State	W	13-2 (6)
	@ Chicago State	W	7-4 (7)
^ Carbondale, Ill. * Geneva, Ill.			

1993: 16-34-1 (.324), 6-13 (.316) Mid-Con, 7th
Head Coach: Spanky McFarland

Mar. 6	@ Georgia	L	8-4
Mar. 7	@ Georgia	L	18-0
Mar. 8	@ Mercer	L	8-7
Mar. 10	@ Auburn	W	4-3
Mar. 11	@ Georgia State	W	7-5
Mar. 12	@ Kennesaw State	L	3-2
	@ Kennesaw State	T	1-1 (7)
Mar. 20	@ Arkansas	L	12-2
Mar. 21	@ Arkansas	L	11-3
	@ Arkansas	L	11-5
Mar. 30	Chicago State	W	4-3 (7)
	Chicago State	W	8-3 (7)
Mar. 31	@ Illinois State	L	10-3 (7)
Apr. 3	@ Wright State	L	5-0
Apr. 4	@ Wright State	L	4-2
	@ Wright State	L	8-6 (7)
Apr. 6	Saint Louis	L	5-3
	Saint Louis	W	4-1 (7)
Apr. 7	Bradley	L	3-1 (7)
	Bradley	L	4-1 (7)
Apr. 10	Cleveland State	L	5-2 (7)
	Cleveland State	L	7-0 (7)
Apr. 11	Cleveland State	W	10-5
Apr. 13	UW-Milwaukee	L	9-3 (7)
	UW-Milwaukee	W	9-3 (7)
Apr. 14	Illinois State	L	2-0 (7)
	Illinois State	L	7-2 (7)
Apr. 18	@ Youngstown State	L	3-0 (7)
	@ Youngstown State	W	5-0 (7)
Apr. 21	@ Northern Iowa	L	6-1 (7)
	@ Northern Iowa	L	5-3 (7)
Apr. 22	@ Northeastern Illinois	L	4-2 (7)
	@ Northeastern Illinois	L	3-0 (7)
Apr. 24	@ Valparaiso	L	10-9 (7)
	@ Valparaiso	W	5-4 (7)
Apr. 27	Northeastern Illinois	W	9-1 (7)
	Northeastern Illinois	W	5-1 (7)
Apr. 28	@ Bradley	W	7-6 (7)
	@ Bradley	L	9-2 (7)
May 1	Eastern Illinois	W	2-1 (7)
	Eastern Illinois	L	5-3 (7)
May 2	Eastern Illinois	L	3-1
May 8	Illinois-Chicago	L	11-8 (7)
	Illinois-Chicago	L	9-4 (7)
May 9	Illinois-Chicago	L	5-0 (7)
May 12	@ Chicago State	W	8-3 (7)
	@ Chicago State	L	4-3 (7)
May 14	* Northwestern	L	8-7
May 16	Western Illinois	L	9-6 (7)
	Western Illinois	W	13-5 (7)
May 17	Western Illinois	L	11-1

1994: 23-30 (.434), 10-14 (.417) Mid-Con, 7th
Head Coach: Spanky McFarland

Mar. 5	@ Arkansas-Little Rock	L	9-3
	@ Arkansas-Little Rock	L	3-0 (7)
Mar. 6	@ Arkansas-Little Rock	L	2-1
Mar. 12	@ North Alabama	L	7-6 (11)
	@ North Alabama	W	6-0 (7)
Mar. 14	@ S.E. Louisiana	L	1-0
Mar. 15	@ New Orleans	L	32-2
Mar. 16	@ S.E. Louisiana	L	10-3
Mar. 17	@ New Orleans	W	5-3
Mar. 18	@ Nicholls State	L	6-4

NORTHERN ILLINOIS UNIVERSITY HUSKIES

YEARLY RESULTS

Mar. 19	@ Nicholls State	L	5-4
Mar. 20	@ Nicholls State	L	6-3
Mar. 26	@ Wright State	L	2-3 (7)
	@ Wright State	W	4-0 (7)
Mar. 27	@ Wright State	L	7-6
Mar. 29	Illinois State	L	6-5 (7)
	Illinois State	W	7-2 (7)
Mar. 30	@ Illinois State	L	3-0 (7)
	@ Illinois State	W	7-3 (7)
Apr. 2	Illinois-Chicago	L	2-1 (8)
	Illinois-Chicago	W	9-8 (7)
Apr. 3	Illinois-Chicago	W	6-5 (9)
Apr. 5	UW-Milwaukee	L	7-6
Apr. 6	Bradley	L	9-7
Apr. 9	@ Valparaiso	W	6-3 (7)
	@ Valparaiso	W	16-1 (7)
Apr. 10	@ Valparaiso	L	7-3 (7)
Apr. 14	Aurora	W	11-5
Apr. 16	Cleveland State	W	5-4 (9)
	Cleveland State	W	7-1 (7)
Apr. 17	Cleveland State	L	10-9 (9)
Apr. 19	Chicago State	W	10-5 (7)
	Chicago State	W	7-2 (7)
Apr. 21	UW-Milwaukee	L	8-5 (7)
	UW-Milwaukee	W	11-0 (7)
Apr. 23	@ Northeastern Illinois	L	13-1 (7)
	@ Northeastern Illinois	W	5-1 (7)
Apr. 24	Northeastern Illinois	W	8-3 (7)
	Northeastern Illinois	L	7-0 (7)
Apr. 26	Rockford College	W	10-3
Apr. 27	@ Bradley	L	7-3 (7)
	@ Bradley	W	6-2 (7)
May 1	@ Eastern Illinois	L	8-1 (7)
	@ Eastern Illinois	L	5-1 (7)
	@ Eastern Illinois	L	7-2 (7)
May 6	@ Chicago State	W	6-2 (7)
	@ Chicago State	W	11-1 (5)
May 7	Youngstown State	L	6-4 (7)
	Youngstown State	L	10-8 (3)
May 8	Youngstown State	L	14-3
May 14	@ Western Illinois	W	3-0 (7)
May 15	@ Western Illinois	L	6-4 (7)

1995: 27-29 (.482), 9-7 (.563) MCC, 2nd West

Head Coach: Spanky McFarland

Feb. 25	@ Western Kentucky	L	11-6
	@ Western Kentucky	L	2-1 (7)
Feb. 26	@ Western Kentucky	L	3-1
Mar. 4	^ vs. Eastern Kentucky	L	6-3
Mar. 5	^ @ Southern Illinois	L	13-9 (8)
Mar. 10	% vs. Central Michigan	L	3-2
Mar. 11	% vs. Austin Peay	W	5-4
Mar. 12	% vs. Northern Kentucky	W	10-1
Mar. 13	% vs. Delaware State	W	16-5
Mar. 15	@ Jacksonville	W	4-3 (7)
	@ Jacksonville	L	7-3 (7)
Mar. 18	% vs. North Florida	L	7-2
Mar. 19	% vs. Akron	W	3-1 (7)
	% vs. Md.-Eastern Shore	W	6-0 (7)
Mar. 22	Chicago State	W	5-1 (7)
	Chicago State	W	6-1 (7)
Mar. 25	@ Iowa State	L	4-1 (7)
	@ Iowa State	W	2-1 (7)
Mar. 26	@ Iowa State	W	4-2 (7)
	@ Iowa State	L	4-3 (7)
Mar. 28	Northeastern Illinois	W	9-8 (7)
Mar. 30	Valparaiso	W	7-5
Mar. 31	Viterbo College	W	9-8 (10)
	Viterbo College	W	4-3 (5)
Apr. 1	@ Eastern Illinois	W	5-4 (10)
	@ Eastern Illinois	L	8-1 (7)
Apr. 2	@ Eastern Illinois	L	5-3 (7)
	@ Eastern Illinois	L	7-5 (7)
Apr. 12	Illinois State	L	6-3 (7)
Apr. 15	Butler	W	10-3
	Butler	L	15-3
Apr. 16	Butler	L	7-4 (7)
	Butler	W	9-3
Apr. 19	Bradley	L	10-6 (7)
	Bradley	L	18-0 (7)
Apr. 22	@ UW-Milwaukee	W	6-4
	@ UW-Milwaukee	W	12-4
Apr. 23	@ UW-Milwaukee	W	13-9 (7)
	@ UW-Milwaukee	L	8-5
Apr. 25	Aurora	W	11-2
Apr. 27	@ Bradley	W	9-3
Apr. 29	Notre Dame	W	4-3

Apr. 30	Notre Dame	W	6-5
	Notre Dame	L	17-7 (7)
	Notre Dame	L	7-4
May 3	@ Northern Iowa	L	13-1 (7)
	@ Northern Iowa	L	17-5 (7)
May 4	@ Northeastern Illinois	W	12-9 (11)
May 6	@ Illinois-Chicago	W	11-3
	@ Illinois-Chicago	L	7-4
May 7	@ Illinois-Chicago	W	7-3 (7)
	@ Illinois-Chicago	L	6-1
May 13	# vs. Wright State	L	9-5
May 14	# vs. Illinois-Chicago	W	10-5
May 15	# vs. Xavier	W	4-2
May 16	# @ Notre Dame	L	12-4

1996: 27-30 (.474), 12-10 (.545) MCC, T-4th

MCC Tournament Champion
Head Coach: Spanky McFarland

Feb. 24	@ Evansville	L	8-7
	@ Evansville	L	13-5
Feb. 25	@ Evansville	L	12-5
Mar. 1	^ vs. Western Illinois	L	11-10
Mar. 2	@ Southern Illinois	L	10-0
Mar. 3	^ vs. Eastern Illinois	W	6-3
Mar. 9	@ UNC-Greensboro	L	5-4
Mar. 10	@ North Carolina A&T	W	5-1 (5)
Mar. 11	@ Wake Forest	W	10-7
Mar. 13	% vs. Richmond	L	13-7
	@ Davidson	W	15-8
Mar. 14	@ North Carolina	L	8-6
Mar. 23	Iowa State	L	6-3 (7)
	Iowa State	W	3-0
Mar. 27	@ Illinois State	L	2-1 (7)
	@ Illinois State	W	2-0 (7)
Mar. 30	@ Butler	L	9-0 (7)
	@ Butler	L	6-3
Apr. 2	Chicago State	L	3-2 (7)
	Chicago State	L	4-2 (7)
Apr. 4	Northeastern Illinois	W	17-8
Apr. 6	Cleveland State	W	6-5 (7)
	Cleveland State	W	15-5
Apr. 7	Cleveland State	W	11-1 (7)
	Cleveland State	W	19-7
Apr. 9	@ Chicago State	L	4-0 (7)
	@ Chicago State	W	4-3 (8)
Apr. 11	Northern Iowa	L	6-0 (7)
	Northern Iowa	W	7-6 (7)
Apr. 13	@ Wright State	L	5-4 (10)
	@ Wright State	L	8-6 (7)
Apr. 14	@ Wright State	W	6-2 (7)
	@ Wright State	W	13-4 (7)
Apr. 17	Bradley	L	2-1 (7)
	Bradley	W	5-4 (7)
Apr. 20	UW-Milwaukee	L	10-5 (7)
	UW-Milwaukee	L	15-10
Apr. 21	UW-Milwaukee	W	3-0 (7)
	UW-Milwaukee	L	9-0
Apr. 23	Elmhurst College	W	17-12
Apr. 24	Illinois-Chicago	L	13-5 (7)
	Illinois-Chicago	W	5-1
May 1	@ Illinois-Chicago	L	4-2 (7)
	@ Illinois-Chicago	W	16-0
May 2	@ Northeastern Illinois	L	6-4 (7)
	@ Northeastern Illinois	L	4-3 (7)
May 4	@ Detroit Mercy	W	6-3 (7)
	@ Detroit Mercy	W	5-3
May 5	@ Detroit Mercy	W	8-5 (7)
	@ Detroit Mercy	W	7-4
May 10	# @ Butler	W	15-11
May 12	# vs. Illinois-Chicago	L	7-6
	# vs. UW-Milwaukee	W	4-1
	# vs. Illinois-Chicago	W	1-0
May 13	# vs. Illinois-Chicago	W	7-4
May 16	\$ @ Northeastern Illinois	L	5-1
	\$ @ Northeastern Illinois	L	9-2

^ at Carbondale, Ill.
% at Davidson, N.C.
MCC Tournament (Indianapolis, Ind.)
\$ NCAA Play-In Series (Chicago, Ill.)

1997: 19-29 (.396), 12-12 (.500) MCC, T-4th
Head Coach: Spanky McFarland

Feb. 28	^ vs. Western Illinois	W	1-0 (6)
Mar. 7	@ Minnesota	L	10-6
Mar. 8	@ Minnesota	L	7-4

Mar. 9	@ Minnesota	L	14-10
Mar. 11	@ Arkansas State	L	17-3
Mar. 12	@ Arkansas State	L	11-3
Mar. 15	% vs. Iowa	L	6-2
Mar. 16	@ Missouri State	L	8-3 (7)
	@ Missouri State	L	8-7 (7)
Mar. 23	@ Northeastern Illinois	L	6-1 (7)
	@ Northeastern Illinois	L	1-0 (7)
Mar. 25	Viterbo College	W	16-1 (7)
	Viterbo College	W	10-2 (7)
Mar. 29	Butler	W	9-8 (7)
	Butler	L	11-3
Mar. 30	Butler	W	6-5 (7)
	Butler	L	17-4
Apr. 1	Valparaiso	W	5-0 (7)
	Valparaiso	L	12-4 (7)
Apr. 2	@ Chicago State	L	8-6 (7)
	@ Chicago State	W	13-4 (7)
Apr. 5	@ Illinois-Chicago	W	5-4 (7)
	@ Illinois-Chicago	W	6-2
Apr. 6	Illinois-Chicago	L	6-3 (7)
Apr. 9	Eastern Illinois	W	15-4 (7)
	Eastern Illinois	L	5-2 (7)
Apr. 13	Wright State	L	6-4 (7)
	Wright State	L	10-7
Apr. 16	@ Bradley	L	7-6 (7)
	@ Bradley	L	7-0 (7)
Apr. 19	@ Cleveland State	L	9-3 (7)
	@ Cleveland State	W	17-9
Apr. 20	@ Cleveland State	W	8-6 (7)
	@ Cleveland State	L	13-7
Apr. 24	Chicago State	W	7-4 (7)
	Chicago State	W	8-5
Apr. 26	@ UW-Milwaukee	W	11-10 (7)
	@ UW-Milwaukee	L	7-2
Apr. 27	@ UW-Milwaukee	L	6-5 (7)
	@ UW-Milwaukee	W	11-5
Apr. 29	Illinois State	W	12-11 (11)
May 3	Detroit Mercy	W	13-8 (7)
	Detroit Mercy	L	6-3 (9)
May 4	Detroit Mercy	L	7-4 (7)
	Detroit Mercy	L	8-7
May 9	# @ Wright State	W	9-3
May 10	# vs. Detroit Mercy	L	9-7
	# @ Wright State	L	16-4

^ at Carbondale, Ill.
% at Springfield, Mo.
MCC Tournament (Dayton, Ohio)



Frank Del Medico
1998-99

Two Seasons
14-90-2, .142

1998: 10-39-1 (210), 8-23 (.258) MAC, 6th West

Head Coach: Frank Del Medico

Feb. 27	^ vs. Western Illinois	W	6-1
Feb. 28	@ Southern Illinois	L	14-11
Mar. 1	^ vs. Eastern Illinois	L	7-6
Mar. 6	@ Southern Mississippi	L	12-6
Mar. 8	@ Southern Mississippi	L	10-4 (7)
	@ Southern Mississippi	L	14-11 (7)
Mar. 9	@ Nicholls State	L	14-2
Mar. 10	@ Tulane	L	6-1
Mar. 11	@ Tulane	L	14-1
Mar. 12	@ New Orleans	L	7-1
Mar. 13	@ Nicholls State	L	11-1
Mar. 24	Valparaiso	L	3-2 (8)
	Valparaiso	T	1-1 (8)
Mar. 25	Bradley	L	5-1 (7)
	Bradley	W	3-2 (8)
Mar. 28	@ Akron	L	13-1 (7)
	@ Akron	W	1-0 (7)
Mar. 29	@ Kent State	L	17-6 (7)
	@ Kent State	L	9-4 (7)
Apr. 1	@ Eastern Illinois	L	7-1 (7)
	@ Eastern Illinois	L	6-1 (7)
Apr. 4	Ohio	L	8-1 (7)
	Ohio	W	8-7 (7)
Apr. 5	Marshall	L	13-2 (7)
	Marshall	W	6-3 (7)
Apr. 8	@ Bowling Green	L	9-0 (7)
	@ Bowling Green	W	10-7 (7)
Apr. 11	Western Michigan	L	6-1 (7)
	Western Michigan	L	3-2 (10)
Apr. 12	Western Michigan	L	2-0 (7)

Apr. 18	Western Michigan	W	6-4 (7)
	Eastern Michigan	W	5-4 (7)
	Eastern Michigan	L	7-1 (7)
Apr. 19	Eastern Michigan	W	13-8 (7)
	Eastern Michigan	L	12-11 (7)
Apr. 22	Miami (Oh)	L	5-4
	Miami (Oh)	L	13-6 (7)
Apr. 25	Ball State	L	11-3 (7)
	Ball State	L	6-5 (7)
Apr. 26	Ball State	L	3-0 (7)
Apr. 28	@ Northwestern	L	11-8 (11)
Apr. 29	@ Illinois State	L	5-3 (7)
May 2	@ Central Michigan	L	4-2 (7)
	@ Central Michigan	L	10-2 (7)
May 3	@ Central Michigan	L	12-1 (7)
	@ Central Michigan	L	6-5 (7)
May 9	@ Toledo	W	1-0 (7)
	@ Toledo	L	9-0 (7)
May 10	@ Toledo	L	7-6 (7)
	@ Toledo	L	9-8 (7)

^ at Carbondale, Ill.

1999: 4-51-1 (.080), 1-31 (.031) MAC, 6th West

Head Coach: Frank Del Medico

Feb. 27	@ Murray State	L	18-6 (8)
Feb. 28	@ Murray State	W	8-7 (8)
	@ Murray State	L	5-4 (7)
Mar. 6	@ Southeast Missouri State	L	5-4 (8)
Mar. 7	@ Southeast Missouri State	L	10-0
	@ Southeast Missouri State	L	7-2 (7)
Mar. 13	@ Minnesota	L	9-2
Mar. 14	@ Minnesota	L	8-3 (7)
	@ Minnesota	L	7-1 (7)
Mar. 20	@ Creighton	L	15-0
	@ Creighton	L	20-19
Mar. 24	Trinity International	W	8-1
Mar. 27	@ Purdue	L	2-0 (7)
	@ Purdue	L	10-5
Mar. 28	@ Purdue	L	9-8 (10)
Mar. 31	Chicago State	W	2-1 (7)
	Chicago State	L	9-4 (7)
Apr. 1	UW-Milwaukee	L	15-3 (7)
	UW-Milwaukee	L	3-0 (7)
Apr. 3	Akron	W	2-0 (7)
	Akron	L	8-0 (7)
Apr. 4	Kent State	L	17-3 (7)
	Kent State	L	15-4 (7)
Apr. 6	Chicago State	T	13-13 (11)
Apr. 10	@ Ohio	L	17-5 (7)
	@ Ohio	L	9-6 (7)
Apr. 11	@ Marshall	L	12-6 (7)
	@ Marshall	L	5-3 (7)
Apr. 14	Bowling Green	L	4-0 (7)
	Bowling Green	L	15-0 (7)
Apr. 17	@ Western Michigan	L	5-1 (7)
	@ Western Michigan	L	5-1 (7)
Apr. 18	@ Western Michigan	L	13-0 (7)
	@ Western Michigan	L	3-0 (7)
Apr. 21	Eastern Illinois	L	7-1 (7)
	Eastern Illinois	L	12-3 (7)
Apr. 24	@ Eastern Michigan	L	6-5 (7)
	@ Eastern Michigan	L	3-0 (7)
Apr. 25	@ Eastern Michigan	L	14-3 (7)
	@ Eastern Michigan	L	6-4 (7)
Apr. 28	@ Miami (Oh)	L	8-2 (7)
	@ Miami (Oh)	L	10-5 (7)
May 1	@ Ball State	L	10-1 (7)
	@ Ball State	L	10-2 (7)
May 2	@ Ball State	L	3-2 (8)
	@ Ball State	L	4-3 (7)
May 8	Central Michigan	L	16-0 (7)
	Central Michigan	L	8-3 (7)
May 9	Central Michigan	L	11-2 (7)
	Central Michigan	L	8-7 (8)
May 11	Valparaiso	L	5-0 (5)
May 12	Illinois-Chicago	L	11-5 (5)
May 15	Toledo	L	2-0 (7)
	Toledo	L	4-2 (7)
May 16	Toledo	L	2-1 (10)
	Toledo	L	5-4 (7)

NORTHERN ILLINOIS UNIVERSITY HUSKIES

YEARLY RESULTS



Dave Schrage
2000-2002

Three Seasons
75-92-0, .449

2000: 24-33 (.421), 11-15 (.423) MAC, 3rd West

Head Coach: Dave Schrage

Feb. 27	@ Tennessee-Martin	L	6-5 (7)
	@ Tennessee-Martin	W	11-8
Mar. 3	@ Cincinnati	L	16-5
Mar. 4	@ Cincinnati	L	1-0 (7)
	@ Cincinnati	L	10-8 (7)
Mar. 5	@ Cincinnati	L	2-1
Mar. 11	^ vs. St. Xavier	W	6-5
Mar. 12	^ vs. Pennsylvania	L	10-5
Mar. 14	^ vs. Pennsylvania	L	8-4
Mar. 15	@ Bethune-Cookman	L	5-4
Mar. 16	@ Bethune-Cookman	L	12-8
Mar. 17	^ vs. Fordham	W	6-3
Mar. 18	^ vs. Fordham	W	22-8
Mar. 22	Chicago State	L	2-1 (7)
	Chicago State	W	10-4 (7)
Mar. 25	Mount St. Clare	W	3-2 (7)
	Mount St. Clare	W	16-4 (5)
Mar. 29	@ Iowa	W	4-2
Apr. 1	@ Kent State	L	2-0 (7)
	@ Kent State	L	12-0 (7)
Apr. 2	@ Akron	W	5-2 (7)
Apr. 4	Trinity International	W	22-8 (7)
Apr. 5	Eastern Illinois	L	5-2 (7)
	Eastern Illinois	W	6-2 (7)
Apr. 9	Ohio	W	9-7 (7)
	Ohio	L	18-12 (7)
Apr. 10	Marshall	W	6-2 (7)
Apr. 12	@ Chicago State	W	11-2
Apr. 15	@ Toledo	L	3-1 (7)
	@ Toledo	L	9-8 (7)
Apr. 16	@ Toledo	W	2-0 (7)
	@ Toledo	W	7-2 (7)
Apr. 18	@ Illinois-Chicago	L	5-2
Apr. 22	Ball State	L	7-1 (7)
	Ball State	L	9-3 (7)
Apr. 23	Ball State	L	8-0 (7)
	Ball State	L	3-0 (7)
Apr. 25	@ Northwestern	L	6-3 (7)
	@ Northwestern	W	13-11 (7)
Apr. 26	Bradley	L	8-1 (7)
	Bradley	W	8-1 (7)
Apr. 29	Western Michigan	W	9-7 (7)
	Western Michigan	W	9-7 (7)
Apr. 30	Western Michigan	W	3-2 (8)
	Western Michigan	L	3-0 (8)
May 2	Illinois State	W	18-11
May 4	Olivet Nazarene	L	6-1 (7)
May 6	Eastern Michigan	L	5-1 (7)
	Eastern Michigan	W	6-5 (7)
May 7	Eastern Michigan	L	10-4 (7)
	Eastern Michigan	L	18-2 (7)
May 13	@ Central Michigan	L	6-3 (7)
	@ Central Michigan	L	11-1 (7)
May 14	@ Central Michigan	W	4-3 (8)
	@ Central Michigan	W	3-2 (7)
May 17	# at Kent State	L	10-4 (7)
May 18	# vs. Central Michigan	L	8-4 (7)
	^ Ormond Beach Complex (Daytona Beach, Fla.)		
	# MAC Tournament (Kent, Ohio)		

2001: 28-27 (.509), 10-17 (.370) MAC, 5th West

Head Coach: Dave Schrage

Feb. 24	@ Tennessee-Martin	W	13-3
	@ Tennessee-Martin	W	19-5 (6)
Feb. 25	@ Tennessee-Martin	W	8-6
Mar. 2	@ Murray State	L	11-7
Mar. 3	@ Murray State	W	4-2
Mar. 4	@ Murray State	L	11-10
Mar. 10	@ Indiana State	L	7-1
Mar. 11	@ Indiana State	L	4-3
Mar. 14	^ vs. St. Xavier	W	8-7 (11)
	@ #13 Stetson	W	3-2 (10)
Mar. 15	^ vs. Lehigh	W	12-5
	^ vs. Iowa	L	6-0
Mar. 17	^ vs. Pennsylvania	L	6-1
Mar. 21	Chicago State	L	13-7 (7)
	Chicago State	W	4-3 (7)
Mar. 23	@ Ball State	L	13-1
Mar. 24	@ Ball State	L	11-4 (7)

Mar. 28	@ Ball State	L	15-7
	@ Bradley	W	11-9 (7)
	@ Bradley	W	7-5 (7)
Mar. 30	@ Eastern Michigan	L	10-2 (7)
Mar. 30	@ Eastern Michigan	L	18-3
Apr. 3	UW-Milwaukee	W	9-8
Apr. 4	Illinois-Chicago	W	11-8
Apr. 6	Trinity	W	15-3
Apr. 7	St. Xavier	W	7-1
	St. Xavier	W	11-1
Apr. 10	Mount St. Clare	W	7-0
Apr. 13	@ Western Michigan	L	14-13
Apr. 14	@ Western Michigan	W	8-3 (7)
	@ Western Michigan	L	15-0
Apr. 15	@ Western Michigan	L	13-7
Apr. 18	@ Eastern Illinois	W	8-6 (7)
	@ Eastern Illinois	L	7-6 (7)
Apr. 20	Central Michigan	W	4-2
Apr. 21	Central Michigan	W	4-2 (7)
Apr. 22	Central Michigan	L	11-9 (10)
Apr. 22	Central Michigan	L	6-3
Apr. 25	@ Chicago State	L	4-2
Apr. 27	Toledo	L	9-2
Apr. 28	Toledo	L	15-9 (7)
	Toledo	W	17-5
Apr. 29	Toledo	W	12-6
May 1	Illinois State	L	7-4
May 2	Valparaiso	W	8-2
May 4	@ Buffalo	W	12-5
May 5	@ Buffalo	W	10-1 (7)
	@ Buffalo	W	4-3
May 6	@ Buffalo	W	10-0
May 11	Ohio	W	15-7
May 12	Ohio	W	6-5 (7)
	Ohio	L	20-15
May 13	Ohio	L	7-2
	^ Florida Spring Break Trip		

2002: 23-32 (.418), 11-14 (.444) MAC, 5th West

Head Coach: Dave Schrage

Mar. 1	^ @ Winthrop	L	13-12 (11)
	^ vs. Akron	W	12-2
Mar. 3	^ vs. West Virginia	L	3-2 (8)
Mar. 9	! vs. Indiana	L	9-5
Mar. 10	! vs. Manhattan	W	5-3 (10)
Mar. 11	! vs. Bucknell	W	7-5
Mar. 12	@ South Florida	L	8-2
Mar. 14	! vs. Yale	W	5-3
Mar. 15	! vs. Vermont	L	14-6
Mar. 16	! vs. Massachusetts	L	4-3 (10)
	! vs. Fairleigh Dickinson	W	17-1
Mar. 20	Chicago State	W	11-2
Mar. 23	Western Illinois	W	12-10
Mar. 24	@ Western Illinois	L	5-4
Mar. 26	Winona State	L	15-14 (11)
Mar. 27	Bradley	L	4-2 (7)
	Bradley	L	5-0 (7)
Mar. 29	Ball State	L	12-7
Mar. 30	Ball State	L	5-0 (7)
	Ball State	W	4-2
Mar. 31	Ball State	W	14-11
Apr. 5	Eastern Michigan	L	5-2 (7)
	Eastern Michigan	L	16-10
Apr. 7	@ Eastern Michigan	W	8-5 (7)
	@ Eastern Michigan	L	9-6
Apr. 10	@ Iowa	L	11-9
Apr. 12	Mount St. Clare	W	10-2
Apr. 13	@ Illinois State	L	7-6 (7)
	@ Illinois State	L	9-4
Apr. 14	Illinois State	W	6-5 (7)
	Illinois State	L	8-4
Apr. 16	UW-Milwaukee	L	6-3
Apr. 17	@ Illinois-Chicago	W	6-3
Apr. 19	Western Michigan	W	7-6
Apr. 20	Western Michigan	W	6-1 (7)
	Western Michigan	L	17-12
Apr. 21	Western Michigan	W	11-10
Apr. 24	@ Chicago State	W	10-3
Apr. 26	@ Central Michigan	L	8-6
Apr. 27	@ Central Michigan	L	2-0 (7)
Apr. 30	Chicago State	L	9-2
May 1	@ Valparaiso	W	3-2
May 3	@ Toledo	L	8-5
May 4	@ Toledo	L	8-5 (7)
	@ Toledo	W	4-0
May 5	@ Toledo	L	18-17
May 10	Buffalo	W	8-4
May 12	Buffalo	W	8-7 (7)

Buffalo	W	13-4	
May 14	North Central	L	12-9
May 15	Eastern Illinois	L	9-8
May 18	@ Ohio	W	7-6 (7)
	@ Ohio	L	5-4
May 19	@ Ohio	L	11-1 (7)
	@ Ohio	L	12-10
	^ Simmons MRS Shootout (Rock Hill, S.C.)		
	! Spring Break Classic		



Ed Mathey
2003-present

Five Seasons
167-169-1, .497

2003: 34-24 (.586), 15-11 (.577) MAC, 3rd West

Head Coach: Ed Mathey

Feb. 22	@ Louisville	L	3-2 (10)
	@ Louisville	L	3-2 (7)
Feb. 28	vs. Ball State	W	4-3 (10)
Mar. 1	vs. Saint Louis	W	6-1
Mar. 2	vs. Southern Illinois	L	8-4
Mar. 8	@ Eastern Kentucky	W	12-7 (8)
	@ Eastern Kentucky	L	17-13
Mar. 9	@ Eastern Kentucky	L	19-4
Mar. 10	@ Morehead State	L	7-6
Mar. 12	@ Eastern Kentucky	W	7-5
Mar. 14	^ vs. Birmingham Southern	L	7-3
	^ vs. Michigan	W	12-8
Mar. 16	^ @ Winthrop	W	11-10
Mar. 19	@ Illinois	W	12-10
Mar. 22	Calumet College	W	15-1 (7)
	Calumet College	W	6-0 (7)
Mar. 26	Bradley	L	5-4 (7)
	Bradley	W	5-3 (7)
Mar. 29	Toledo	W	6-0 (7)
	Toledo	W	11-5
Mar. 30	Toledo	W	4-1 (7)
	Toledo	L	12-7
Apr. 1	@ Iowa	W	15-7
Apr. 2	Illinois-Chicago	W	5-4
Apr. 8	@ Eastern Illinois	L	9-8
Apr. 11	@ Western Michigan	W	7-3
Apr. 12	@ Western Michigan	W	2-1 (7)
	@ Western Michigan	L	10-6
Apr. 13	@ Western Michigan	L	4-3 (15)
Apr. 16	@ Chicago State	W	9-0
Apr. 18	Bowling Green	W	11-1
Apr. 19	Bowling Green	L	10-4 (7)
	Bowling Green	W	2-1
	Bowling Green	W	9-8
Apr. 22	Lakeland College	W	17-8
Apr. 23	Chicago State	L	7-6
Apr. 26	@ Miami (Oh)	L	2-0 (8)
Apr. 27	@ Miami (Oh)	L	5-0 (8)
	@ Miami (Oh)	L	10-9 (7)
	@ Miami (Oh)	W	11-9 (7)
Apr. 29	Illinois State	W	7-5
May 2	St. Xavier	W	7-5
May 3	IPFW	L	7-2
	IPFW	W	7-4
May 9	@ Eastern Michigan	L	13-6
May 10	@ Eastern Michigan	W	5-3 (7)
	@ Eastern Michigan	L	9-8
May 11	@ Eastern Michigan	L	19-10
May 13	Buffalo	W	15-2 (7)
	Buffalo	W	6-4
May 14	@ Western Illinois	W	12-9
May 16	Central Michigan	L	9-4
May 17	Central Michigan	W	9-7 (7)
	Central Michigan	W	11-10 (10)
May 18	Central Michigan	W	3-2
May 21	# at Kent State	W	4-3
May 22	# Eastern Michigan	L	6-4
May 23	# Ohio	L	9-8
	^ Simmons MRS Shootout (Rock Hill, S.C.)		
	# MAC Tournament (Kent, Ohio)		

2004: 31-28 (.586), 14-10 (.583) MAC, T2nd West

Head Coach: Ed Mathey

Feb. 20	@ Texas Tech	L	10-9
Feb. 21	@ Texas Tech	W	7-5
Feb. 22	@ Texas Tech	L	19-3
Feb. 27	@ Southern Illinois	W	5-1
Feb. 28	@ Southern Illinois	W	7-3
Feb. 29	@ Southern Illinois	W	6-5
Mar. 5	@ New Orleans	L	8-1
Mar. 6	@ New Orleans	W	8-4

Mar. 7	@ New Orleans	L	7-1
Mar. 9	@ Flagler	W	12-11
Mar. 10	vs. Holy Cross	W	16-1
Mar. 11	vs. IPFW	W	10-1
	vs. Lehigh	L	18-9
Mar. 12	vs. St. Bonaventure	W	16-6
Mar. 13	vs. Duquesne	L	12-8 (10)
Mar. 14	vs. Fairfield	L	4-1
Mar. 20	Lakeland College	W	12-0 (7)
	Lakeland College	W	18-2 (7)
Mar. 24	Wheaton	W	5-4
Mar. 26	vs. Minnesota	L	5-4 (11)
Mar. 27	vs. Northern Colorado	L	5-0
Mar. 28	@ Iowa	L	4-2
Mar. 31	Bradley	L	14-5
Apr. 2	@ Ball State	L	3-2
Apr. 3	@ Ball State	L	6-3
Apr. 4	@ Ball State	L	9-6
Apr. 6	UW-Milwaukee	L	2-1 (7)
	UW-Milwaukee	W	14-10
Apr. 9	Western Michigan	W	5-4
Apr. 10	Western Michigan	W	7-5
Apr. 11	Western Michigan	W	21-6
Apr. 14	Eastern Illinois	L	10-7
Apr. 16	@ Bowling Green	W	9-6
Apr. 17	@ Bowling Green	W	9-7
Apr. 18	@ Bowling Green	W	11-10
Apr. 21	St. Xavier	W	2-1 (7)
	St. Xavier	L	16-12
Apr. 23	@ Central Michigan	W	4-1
Apr. 24	@ Central Michigan	L	10-6
Apr. 25	@ Central Michigan	W	7-2
Apr. 27	@ Illinois State	L	10-5
May 1	Akron	W	7-2
	Akron	W	6-2
May 2	Akron	L	13-7
May 7	Eastern Michigan	W	4-2
May 8	Eastern Michigan	L	22-4
May 9	Eastern Michigan	W	13-8
May 11	Valparaiso	W	6-5 (10)
May 12	North Central	W	2-0
May 14	@ Miami (Oh)	L	9-6
May 15	@ Miami (Oh)	L	10-3
May 16	@ Miami (Oh)	L	4-3
May 18	@ Northwestern	L	5-2
May 21	Toledo	W	7-6
May 22	Toledo	W	5-0
May 23	Toledo	W	6-5
May 26	# Miami (Oh)	W	8-5
May 27	# Eastern Michigan	W	17-12
May 28	# Kent State	L	8-6
	# MAC Tournament (Mount Pleasant, Mich.)		

2005: 16-36 (.308), 6-18 (.250) MAC, 6th West

Head Coach: Ed Mathey

Feb. 11	@ Texas Tech	L	13-7
Feb. 12	@ Texas Tech	L	17-7
Feb. 13	@ Texas Tech	L	12-7
Mar. 3	@ Southern Illinois	L	6-3
Mar. 4	@ Southern Illinois	L	6-5 (10)
Mar. 5	@ Southern Illinois	W	9-3
Mar. 12	vs. Wright State	W	8-5 (11)
	vs. Austin Peay	W	5-2
Mar. 14	@ Evansville	L	7-2
Mar. 15	@ Louisville	L	8-7
Mar. 16	@ Xavier	L	7-2
Mar. 17	vs. Notre Dame	L	10-6
Mar. 18	@ Eastern Kentucky	L	27-6
Mar. 19	@ Eastern Kentucky	L	19-11
Mar. 20	@ Eastern Kentucky	L	7-6 (10)
Mar. 22	Valparaiso	W	12-8
Mar. 24	St. Xavier	W	4-1
Mar. 29	Northern Iowa	L	4-3 (15)
Mar. 30	at		

NORTHERN ILLINOIS UNIVERSITY HUSKIES

YEARLY RESULTS

Apr. 24	Central Michigan	L	12-6
Apr. 26	Central Michigan	L	15-6
Apr. 29	Purdue-North Central	T	8-8 (12)
Apr. 29	@ Akron	W	12-6
Apr. 30	@ Akron	L	8-3
May 1	@ Akron	L	2-1 (11)
May 3	@ Chicago State	L	9-8 (10)
May 4	Northwestern	W	10-5
May 6	@ Eastern Michigan	L	7-5
May 7	@ Eastern Michigan	W	5-0
May 8	@ Eastern Michigan	L	7-6
May 13	Miami (Oh)	L	5-1
May 14	Miami (Oh)	L	5-2
May 15	Miami (Oh)	W	3-2
May 17	@ #5 Nebraska	L	10-2
May 18	@ #5 Nebraska	L	3-2
May 20	@ Toledo	L	4-2
May 21	@ Toledo	W	19-11
May 22	@ Toledo	W	7-3

2006: 24-31 (.436), 8-18 (.307) MAC, 6th West

Head Coach: Ed Mathey			
Feb. 3	@ #12 Arizona State	L	5-3
Feb. 4	@ #12 Arizona State	L	9-6
Feb. 5	@ #12 Arizona State	L	8-3
Feb. 24	vs. Eastern Illinois	W	4-0
Feb. 25	@ Evansville	W	4-2
Feb. 26	vs. UW-Milwaukee	L	9-8
Mar. 3	@ Southern Illinois	L	7-4
Mar. 4	@ Southern Illinois	W	8-0
Mar. 5	@ Southern Illinois	W	8-6
Mar. 10	@ Saint Mary's	L	10-2
Mar. 11	@ Saint Mary's	L	5-2
Mar. 13	@ San Jose State	W	2-1
Mar. 15	@ Nevada	L	5-3
Mar. 16	@ Nevada	L	12-8
Mar. 17	@ Nevada	L	13-9
Mar. 18	@ Nevada	L	17-10
Mar. 19	@ Nevada	L	6-2
Mar. 25	@ Ohio	L	8-6
Mar. 26	@ Ohio	W	14-10
Mar. 28	Bradley	W	10-7
Mar. 28	Bradley	W	3-2 (8)
Mar. 28	Bradley	W	5-3 (7)

Mar. 31	Akron	L	4-2
Apr. 1	Akron	L	6-5
Apr. 2	Akron	W	8-3 (7)
Apr. 4	Illinois State	W	11-8
Apr. 7	Kent State	L	13-10
Apr. 8	Kent State	L	21-2
Apr. 9	Kent State	W	5-2
Apr. 11	@ Illinois State	L	7-3
Apr. 12	@ Northern Iowa	W	7-6
Apr. 14	@ Miami (Oh)	L	14-4
Apr. 15	@ Miami (Oh)	L	3-1
Apr. 16	@ Miami (Oh)	W	3-2 (11)
Apr. 18	Wheaton	W	11-3
Apr. 19	Chicago State	W	5-1
Apr. 21	Central Michigan	W	5-4
Apr. 22	Central Michigan	L	17-5
Apr. 23	Central Michigan	W	12-5
Apr. 25	Illinois-Chicago	W	8-7
Apr. 26	Chicago State	W	14-8
Apr. 28	@ Eastern Michigan	L	9-8
Apr. 29	@ Eastern Michigan	L	7-3
Apr. 30	@ Eastern Michigan	L	6-4
May 2	@ UW-Milwaukee	W	8-7
May 3	Northwestern	W	7-6
May 5	@ Western Michigan	L	8-4
May 6	@ Western Michigan	L	5-4 (11)
May 7	@ Western Michigan	L	7-2
May 13	Ball State	L	10-3
May 13	Ball State	L	4-0 (7)
May 16	@ Valparaiso	W	8-3
May 18	Toledo	L	9-5
May 19	Toledo	L	8-7
May 20	Toledo	L	7-6

2007: 34-24 (.586), 16-11 (.593) MAC, 3rd West

Head Coach: Ed Mathey			
Feb. 22	@ Texas Tech	W	6-5
Feb. 23	@ Texas Tech	W	8-5
Feb. 24	@ Texas Tech	L	4-1
Mar. 2	@ Southern Illinois	L	9-4
Mar. 3	@ Southern Illinois	L	5-1
Mar. 4	@ Southern Illinois	W	9-6
Mar. 10	vs. Maine	W	17-1
Mar. 11	vs. Long Island	W	18-6
Mar. 13	vs. New Jersey Tech	W	6-4
Mar. 14	@ #22 Florida Atlantic	L	13-7
Mar. 15	vs. New Jersey Tech	L	9-8
Mar. 15	vs. Fordham	W	13-12
Mar. 16	vs. Fordham	W	10-7
Mar. 17	vs. Manhattan	W	14-10
Mar. 20	@ Chicago State	W	11-1
Mar. 23	Ohio	W	6-4
Mar. 24	Ohio	W	5-4 (10)
Mar. 25	Ohio	W	7-2
Mar. 28	@ Bradley	W	9-3
Mar. 28	@ Bradley	L	5-4
Mar. 30	@ Akron	W	8-3

Mar. 31	@ Akron	W	5-0
Apr. 1	@ Akron	W	7-4 (11)
Apr. 3	Illinois State	W	8-6
Apr. 6	@ Kent State	W	2-0
Apr. 8	@ Kent State	W	11-8
Apr. 10	@ Kent State	W	7-2
Apr. 10	@ Illinois State	W	6-4
Apr. 13	Miami (Oh)	L	8-3
Apr. 14	Miami (Oh)	W	4-3
Apr. 15	Miami (Oh)	W	8-5
Apr. 17	St. Xavier	L	8-2
Apr. 18	@ Iowa	L	4-3
Apr. 20	@ Central Michigan	L	7-2
Apr. 21	@ Central Michigan	L	15-8
Apr. 22	@ Central Michigan	L	7-4
Apr. 24	@ Illinois-Chicago	W	4-3 (8)
Apr. 27	Eastern Michigan	L	6-1
Apr. 28	Eastern Michigan	W	11-1
Apr. 29	Eastern Michigan	L	4-2
May 1	@ Northwestern	W	5-4
May 2	@ UW-Milwaukee	W	10-9 (7)
May 2	@ UW-Milwaukee	W	11-1 (7)
May 4	Western Michigan	W	4-1
May 5	Western Michigan	W	6-5
May 6	Western Michigan	W	10-6
May 11	@ Ball State	W	7-3
May 12	@ Ball State	W	4-3
May 13	@ Ball State	L	2-1 (10)
May 15	Chicago State	W	20-6
May 16	* Eastern Illinois	W	7-4
May 17	@ Toledo	L	6-4
May 18	@ Toledo	L	8-7
May 19	@ Toledo	W	13-9
May 23	# Kent State	W	7-3
May 24	# Toledo	W	11-10
May 25	# Miami (Oh)	W	6-4 (13)
May 25	# at Eastern Michigan	L	9-3

2008: 28-26 (.519), 16-10 (.615) MAC, 2nd West

Head Coach: Ed Mathey			
Feb. 28	vs. Portland	L	9-6
Feb. 28	vs. Hawaii	L	7-3
Mar. 1	@ Southern Illinois	W	3-1
Mar. 1	@ Southern Illinois	W	9-4
Mar. 2	@ Southern Illinois	L	5-3
Mar. 7	@ Texas State	L	3-1
Mar. 8	* vs. Texas Tech	L	11-5
Mar. 8	* vs. Texas Tech	L	8-5
Mar. 9	@ Texas State	L	16-5
Mar. 11	@ Texas-San Antonio	W	6-1
Mar. 12	! vs. #25 Oklahoma	L	11-5
Mar. 13	@ Dallas Baptist	L	11-8
Mar. 14	@ Dallas Baptist	L	13-2
Mar. 15	@ Dallas Baptist	W	10-2
Mar. 22	@ Buffalo	W	10-3
Mar. 22	@ Buffalo	W	17-1
Mar. 23	@ Buffalo	W	6-4
Mar. 25	Bradley	L	5-4
Mar. 25	Bradley	W	11-6
Mar. 26	@ Iowa	W	5-4
Mar. 28	@ Bowling Green	L	3-2
Mar. 29	@ Bowling Green	L	4-3
Mar. 30	@ Bowling Green	L	4-1
Apr. 2	UW-Milwaukee	W	3-2
Apr. 4	Kent State	W	11-6
Apr. 5	Kent State	W	3-2
Apr. 6	Kent State	L	9-5
Apr. 9	@ Valparaiso	L	5-4
Apr. 11	Akron	W	5-4
Apr. 13	Akron	W	14-11
Apr. 13	Akron	W	14-10
Apr. 16	+ vs. #29 Notre Dame	L	5-4
Apr. 18	@ Toledo	W	9-5
Apr. 19	@ Toledo	L	7-5
Apr. 20	@ Toledo	L	4-2
Apr. 22	% vs. Illinois-Chicago	W	4-3
Apr. 23	Illinois State	L	14-10
Apr. 25	Eastern Michigan	L	4-3
Apr. 26	Eastern Michigan	W	5-4
Apr. 26	Eastern Michigan	W	7-4
Apr. 29	@ UW-Milwaukee	W	5-3
May 2	Central Michigan	W	5-2
May 4	Central Michigan	L	8-6
May 10	@ Ball State	W	7-3
May 10	@ Ball State	W	4-1
May 12	Northern Iowa	W	7-6
May 15	Western Michigan	W	12-11
May 16	Western Michigan	L	8-4
May 17	Western Michigan	W	8-5
May 21	# vs. Ball State	W	13-7
May 22	# vs. Ball State	L	10-6
May 23	# vs. Ball State	W	6-5
May 23	# vs. Kent State	L	10-3

2009: 34-24 (.586), 16-11 (.593) MAC, 3rd West

Head Coach: Ed Mathey			
Feb. 22	@ Texas Tech	W	6-5
Feb. 23	@ Texas Tech	W	8-5
Feb. 24	@ Texas Tech	L	4-1
Mar. 2	@ Southern Illinois	L	9-4
Mar. 3	@ Southern Illinois	L	5-1
Mar. 4	@ Southern Illinois	W	9-6
Mar. 10	vs. Maine	W	17-1
Mar. 11	vs. Long Island	W	18-6
Mar. 13	vs. New Jersey Tech	W	6-4
Mar. 14	@ #22 Florida Atlantic	L	13-7
Mar. 15	vs. New Jersey Tech	L	9-8
Mar. 15	vs. Fordham	W	13-12
Mar. 16	vs. Fordham	W	10-7
Mar. 17	vs. Manhattan	W	14-10
Mar. 20	@ Chicago State	W	11-1
Mar. 23	Ohio	W	6-4
Mar. 24	Ohio	W	5-4 (10)
Mar. 25	Ohio	W	7-2
Mar. 28	@ Bradley	W	9-3
Mar. 28	@ Bradley	L	5-4
Mar. 30	@ Akron	W	8-3

NCAA TOURNAMENT

Division I Era
1972

NCAA District 4 Tournament (Bowling Green, Ohio)
L 2-0 @ Bowling Green
L 8-1 vs. Iowa

1996
NCAA Play-In Series (Chicago, Ill.)
L 5-1 @ Northeastern Illinois
L 9-2 @ Northeastern Illinois

MAC TOURNAMENT

Since 1998

2000 Kent, Ohio (#4 seed)
L 6-4 @ #1 Kent State
L 8-4 vs. #2 Central Michigan

2003 Kent, Ohio (#6 seed)
W 4-3 @ #1 Kent State
L 6-4 vs. #4 Eastern Michigan
L 9-8 vs. #3 Ohio

2004 Mount Pleasant, Mich. (#5 seed)
W 8-4 vs. #2 Miami
L 17-12 vs. #4 Eastern Michigan
L 8-7 vs. #3 Kent State

2007 Ypsilanti, Mich. (#5 seed)
W 8-4 vs. #2 Kent State
L 11-10 vs. #6 Toledo
W 4-3 (13) @ #4 Miami
L 9-3 @ #1 Eastern Michigan

2008 Chillicothe, Ohio (#4 seed)
W 13-7 vs. #5 Ball State
L 10-6 vs. #1 Kent State
W 6-5 vs. #5 Ball State
L 10-3 vs. #1 Kent State

ALL-TIME RECORD VS. OPPONENTS

Opponent	W	L	T	Pct.	Last
Akron	14	7	0	.667	2008
Alabama	0	1	0	.000	1992
Alabama-Birmingham	0	1	0	.000	1992
American	0	1	0	.000	1974
Arizona State	0	3	0	.000	2006
Arkansas	0	3	0	.000	1993
Arkansas-Little Rock	0	3	0	.000	1994
Arkansas State	2	2	0	.500	1981
Auburn	1	0	0	1.000	1993
Aurora University	2	0	0	.667	1994
Austin Peay	2	0	0	1.000	2005
Ball State	23	28	1	.451	2008
Belmont	1	0	0	.500	1982
Bethune-Cookman	0	2	0	.000	2000
Birmingham Southern	0	1	0	.000	2003
Bowling Green	6	15	1	.286	2008
Bradley	23	36	1	.389	2008
Bucknell	1	0	0	1.000	2002
Butler	5	6	0	.455	1997
Calumet College	2	0	0	1.000	2003
Carson-Newman	0	1	0	.000	1982
Central Michigan	17	38	0	.309	2008
Cincinnati	0	8	0	.000	2000
Chicago	2	0	0	1.000	1991
Chicago State	35	19	1	.645	2007
Cleveland State	9	7	0	.563	2006
Creighton	1	3	0	.250	1999
Dallas Baptist	1	2	0	.333	2008
David Lipscomb	1	1	0	.500	1973
Davidson	1	0	0	1.000	1996
Dayton	6	3	0	.667	1968
Delaware State	1	0	0	1.000	1995
Detroit	4	5	0	.444	1997
Duquesne	0	1	0	.000	2004
East Tennessee State	1	0	0	1.000	1979
Eastern Illinois	14	27	0	.341	2007
Eastern Kentucky	2	7	0	.222	2005
Eastern Michigan	16	39	0	.291	2008
Eckerd	0	2	0	.000	1974
Elmhurst College	1	0	0	1.000	1996
Evansville	2	3	0	.400	2006
Fairfield	0	0	0	.000	2004
Fairleigh-Dickinson	0	0	0	.000	2002
Flager College	1	0	0	1.000	2004
Florida A&M	1	0	0	1.000	1971
Florida Atlantic	0	1	0	.000	2007
Florida Southern	0	1	0	.000	1974
Florida State	0	1	0	.000	1971
Fordham	3	0	0	.750	2007
George Williams College	4	0	0	1.000	1982
Georgia	0	2	0	.000	1993
Georgia State	0	0	0	.000	1993
Grambling State	0	1	0	.000	1978
Hawaii	0	0	0	.000	2008
Holy Cross	1	0	0	1.000	2004
Houston	2	0	0	1.000	1979
Illinois	6	10	0	.200	1991
Illinois-Chicago	26	23	0	.531	2008
Illinois State	28	32	0	.467	2008
Illinois Tech	2	1	0	.667	1991
Illinois Wesleyan	2	1	0	.667	1973
Indiana	8	1	1	.800	2002
Indiana State	5	5	0	.500	2001
Iowa	7	15	0	.318	2008
Iowa State	8	3	0	.727	1996
IPFW	1	0	0	1.000	2004
Jacksonville	1	0	0	1.000	1995
Kansas	0	0	0	.000	1980
Kennesaw State	0	1	0	.000	1993
Kent State	13	18	1	.419	2008
Kenyon College	1	0	0	1.000	1982
Lake Land College	3	0	0	1.000	2004

LaSalle	0	1	0	.000	1982
Lehigh	1	1	0	.500	2004
Levitt	8				