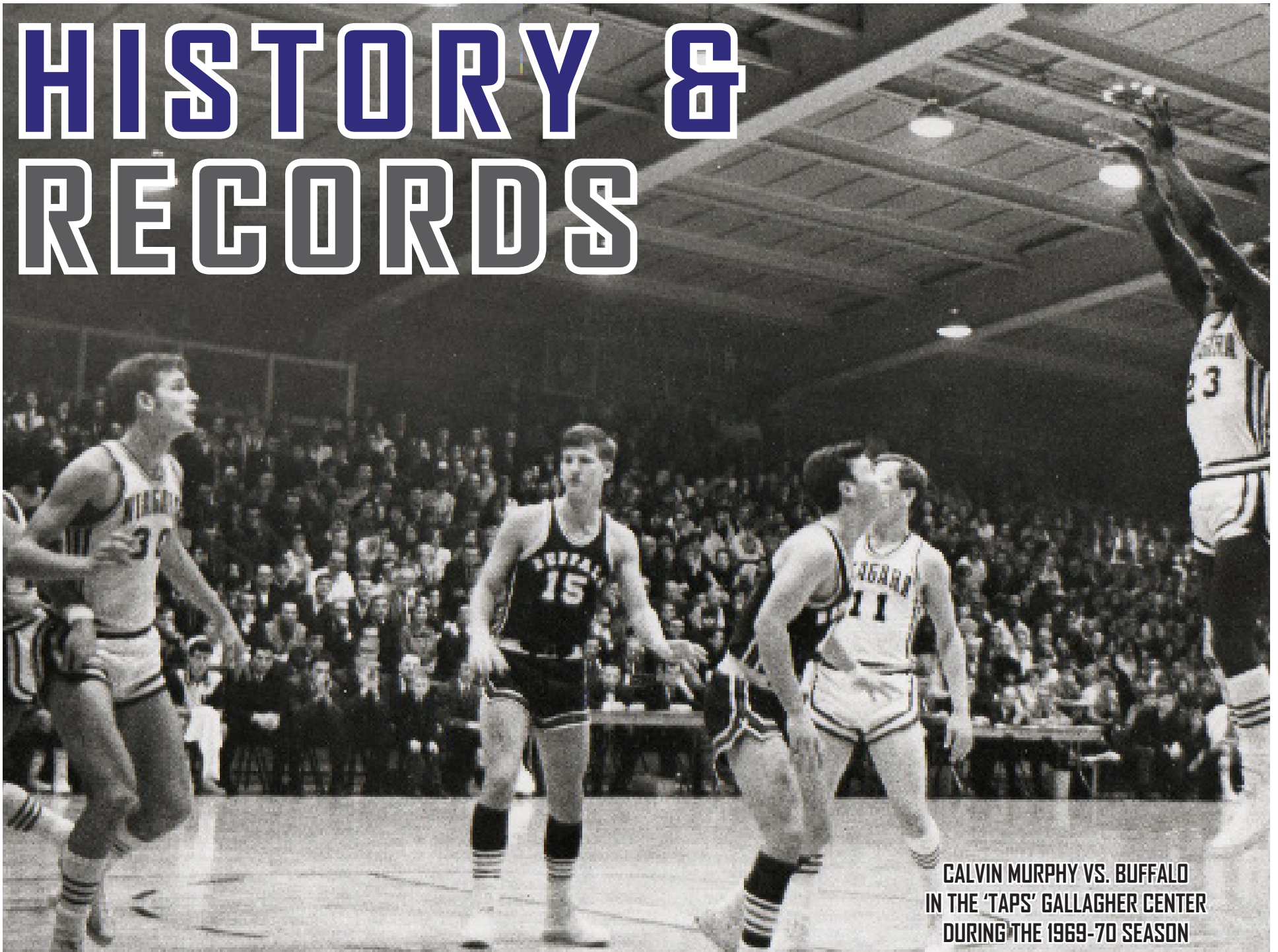


HISTORY & RECORDS



**CALVIN MURPHY VS. BUFFALO
IN THE 'TAPS' GALLAGHER CENTER
DURING THE 1969-70 SEASON**



Juan Mendez, 2001-05



Tyrone Lewis, 2007-2010

1. Calvin Murphy, 1966-70.....	2,548	36. Zeke Sinicola, 1947-51.....	1,188	71. Jim Moran, 1947-51.....	769
2. Juan Mendez, 2001-05.....	2,210	37. Vern Allen, 1974-78.....	1,183	72. Benson Egemonye, 2006-09.....	737
3. Antoine Mason, 2010-14.....	1,934	38. Ken Glenn, 1959-63.....	1,177	73. Rob Garrison, 2008-10.....	729
4. Tyrone Lewis, 2006-10.....	1,849	39. Skip Speaks, 1978-82.....	1,158	74. Greg Kuakumensah, 2017-22.....	716
5. Charron Fisher, 2004-08.....	1,799	40. Alvin Young, 1997-99.....	1,152	75. Raheem Solomon, 2018-21.....	713
6. Tremmell Darden, 2000-04.....	1,729	41. Mike Curran, 1980-84.....	1,124	76. Chris Barton, 2015-19.....	709
7. Matt Scott, 2014-18.....	1,726	James Towns, 2016-20.....	1,124	77. James Mathis, 2002-06.....	708
8. Chris Watson, 1993-97.....	1,711	43. Juan'ya Green, 2011-13.....	1,131	78. Leon Black, 1982-86.....	705
9. Ed Fleming, 1951-55.....	1,682	44. Jeremiah Johnson, 1995-99.....	1,123	Reed Watts, 1982-86.....	705
10. Alex Ellis, 1954-58.....	1,656	45. Al Williams, 1969-73.....	1,086	80. Sean Schiano, 1988-92.....	683
11. Andy Walker, 1972-76.....	1,620	46. Mike Hanley, 1973-77.....	1,064	81. Tony Newsom, 1989-93.....	677
12. Joe Arlauckas, 1983-87.....	1,610	47. Mike Howse, 1979-83.....	1,038	82. Demetrius Williamson, 2007-10.....	666
13. Al Butler, 1957-61.....	1,596	48. J.R. Duffey, 2003-07.....	1,034	83. Ameen Tanksley, 2011-13.....	660
14. Marshall Wingate, 1968-72.....	1,456	49. Dominic Robb, 2015-19.....	1,033	84. Clint Holtz, 1991-92.....	655
15. Marcus Hammond, 2018-22.....	1,422	50. Juan Neal, 1984-88.....	1,006	85. George Phillips, 1962-66.....	646
16. Garry Jordan, 1977-81.....	1,398	51. Cliff Brown, 2005-07.....	961	86. Bob Sawyer, 1954-58.....	589
17. Daryl Greene, 1998-02.....	1,375	52. Reggie Moore, 1990-94.....	959	87. Art Coleman, 1962-66.....	583
18. Patrick Jones, 1985-90.....	1,358	53. Tom Hemans, 1952-56.....	957		
19. David Brooks, 2001-05.....	1,354	54. Noah Thomasson, 2021-23.....	929		
20. Mike Phillips, 1978-82.....	1,342	55. Emile Blackman, 2014-16.....	913		
21. Marvin Prochet, 2015-19.....	1,340	Phil Scaffidi, 1975-80.....	913		
22. Lorenzo Miles, 2003-07.....	1,311	57. Dwayne Daniel, 1989-93.....	893		
23. Ollie Harper, 1974-78.....	1,302	58. Bilal Benn, 2008-10.....	887		
24. Mark Henry, 1985-89.....	1,291	Bill Smyth, 1946-50.....	887		
25. Marvin Jordan, 2010-14.....	1,278	60. Gerry Henry, 1980-82, 83-85.....	877		
Brian Clifford, 1990-93.....	1,278	61. Richie Veith, 1955-59.....	858		
27. Larry Costello, 1950-54.....	1,275	62. Joe Maddrey, 1959-63.....	847		
28. James Reaves, 2000-04.....	1,274	63. John Spanbauer, 1948-52.....	843		
Charlie Hoxie, 1951-55.....	1,274	64. Gary Bossert, 1983-87.....	833		
30. Joe Alexander, 1982-86.....	1,267	65. Eldridge Moore, 1985-89.....	829		
31. Manny Leaks, 1964-68.....	1,243	66. Fred Schwab, 1942-43, 45-48.....	827		
32. Anthony Nelson, 2007-11.....	1,215	Tom Birch, 1947-51.....	827		
33. Alvin Cruz, 2001-05.....	1,207	68. Bo Erias, 1950-54.....	819		
34. Kahlil Dukes, 2016-18.....	1,202	69. Jim Maloney, 1954-58.....	808		
35. Demond Stewart, 1999-01.....	1,195	70. Andy O'Connell, 1959-63.....	770		

Niagara's All-Time Top 25 Scorers: Year-By-Year

Name (Years)	Freshman Year				Sophomore Year				Junior Year				Senior Year				
	G	FG	FT	Pts.	G	FG	FT	Pts.	G	FG	FT	Pts.	G	FG	FT	Pts.	
1. Calvin Murphy, 1966-70	--	--	--	--	24	337	242	916	24	294	190	778	29	316	222	881	2,548
2. Juan Mendez, 2001-05	32	114	88	316	29	207	119	533	32	208	223	656	30	221	224	705	2,210
3. Antoine Mason, 2010-14#	33	168	125	497	29	167	173	541	33	269	260	846					1,934
4. Tyrone Lewis, 2006-10	28	124	64	353	29	149	106	467	35	175	119	568	27	144	86	461	1,849
5. Charron Fisher, 2004-08	17	34	24	96	19	114	100	348	27	188	142	555	29	256	219	800	1,799
6. Tremmell Darden, 2000-04	28	84	59	236	31	140	115	415	29	179	134	503	32	184	157	575	1,729
7. Matt Scott, 2014-18	30	41	52	150	30	146	135	461	33	187	122	561	29	179	148	554	1,726
8. Chris Watson, 1993-97	27	118	70	311	30	165	104	444	28	165	140	470	28	167	152	486	1,711
9. Ed Fleming, 1951-55	28	120	74	314	28	131	86	348	30	156	115	427	26	198	197	593	1,682
10. Alex Ellis, 1954-58	--	--	--	--	27	133	139	485	26	220	191	522	27	220	180	536	1,656
11. Andy Walker, 1972-76	23	91	40	222	26	200	55	455	22	176	83	435	29	211	86	508	1,620
12. Joe Arlauckas, 1983-87	29	70	64	204	26	116	137	369	25	111	81	303	3/6	7/6	10/1	24/13	1,610
13. Al Butler, 1957-61	--	--	--	--	23	191	88	470	26	295	158	748	21	145	88	378	1,596
14. Marshall Wingate, 1968-72	--	--	--	--	29	134	61	329	26	208	94	510	30	232	153	617	1,456
15. Marcus Hammond, 2018-22	32	59	32	186	32	166	53	459	20	102	66	292	29	174	108	524	1,422
16. Garry Jordan, 1977-81	26	185	97	467	26	200	144	544	14	77	53	207	13	60	78	180	1,398
17. Daryl Greene, 1998-02	28	47	23	129	29	165	102	507	25	84	57	266	32	161	70	473	1,375
18. Patrick Jones, 1985-90	23	22	21	68	27	107	43	258	28	174	89	437	28	238	121	598	1,358
19. David Brooks, 2001-05	32	46	32	136	28	92	58	288	32	141	51	399	30	177	82	513	1,354
20. Mike Phillips, 1978-82	25	96	66	258	25	111	85	307	23	96	30	222	29	224	107	555	1,342
21. Marvin Prochet, 2015-19	32	78	59	234	33	118	44	311	33	117	55	340	29	150	80	455	1,340
22. Lorenzo Miles, 2003-07	32	45	49	167	30	90	29	267	29	134	97	438	34	138	102	439	1,311
23. Ollie Harper, 1974-78	27	131	48	310	29	139	49	327	26	128	34	290	24	159	57	375	1,302
24. Mark Henry, 1985-89	27	84	17	185	31	153	68	377	30	160	71	405	28	121	68	323	1,291
25. Brian Clifford, 1990-93	--	--	--	--	28	165	96	432	28	141	99	279	30	185	91	475	1,278
Marvin Jordan, 2010-14	32	129	43	378	33	108	44	343	31	82	36	255	31	101	41	302	1,278

Scored 50 points in three games as freshman before redshirting due to injury

All-Time Points Records

Game	Points
Player, Opponent, Date	
1. Calvin Murphy vs. Syracuse, 12/7/68	68
2. Calvin Murphy vs. Villa Madonna, 12/6/67	57
3. Calvin Murphy vs. La Salle, 12/16/67	52
4. Calvin Murphy vs. Syracuse, 2/28/68	50
Calvin Murphy vs. Buffalo, 2/21/68	50
Calvin Murphy at Saint Peter's, 2/17/68	50
7. Calvin Murphy vs. Thomas Moore, 12/8/69	49
8. Calvin Murphy vs. Canisius, 1/13/68	48
9. Calvin Murphy vs. Columbia, 1/16/69	47
Calvin Murphy vs. Indiana, 12/27/68	47

Conference Game	Points
Player, Opponent, Date	
1. Charron Fisher at Loyola, 2/10/08	45
2. Jeremiah Young at Siena, 2/8/99	44
3. Charron Fisher vs. Iona, 2/16/08	41
Patrick Jones vs. Northeastern, 2/12/90	41
5. Chris Watson vs. Siena, 2/19/96	40
6. Juan Mendez vs. Canisius, 2/16/05	39
7. Antoine Mason vs. Marist, 3/6/14	38
8. Juan Mendez at Canisius, 12/3/03	37
Joe Arlauckas vs. Boston, 2/19/87	37
Gary Bossert at Siena, 1/7/87	37


Season - Total Points	Points
Player, Year	
1. Calvin Murphy, 1967-68	916
2. Calvin Murphy, 1969-70	854
3. Antoine Mason, 2013-14	846
4. Charron Fisher, 2007-08	800
5. Calvin Murphy, 1968-69	778
6. Al Butler, 1959-60	748
7. Alvin Young, 1998-99	728
8. Juan Mendez, 2004-05	705
9. Kahlil Dukes, 2017-18	692
10. Demond Stewart, 1999-00	665



Antoine Mason, 2010-14

Season - Average	Points
Player, Year	
1. Calvin Murphy, 1967-68	38.2
2. Calvin Murphy, 1968-69	32.4
3. Calvin Murphy, 1969-70	29.4
4. Al Butler, 1959-60	28.8
5. Charron Fisher, 2007-08	27.6
6. Antoine Mason, 2013-14	25.6
7. Alvin Young, 1998-99	25.1
8. Alex Ellis, 1956-57	24.3
9. Juan Mendez, 2004-05	23.5
10. Alex Ellis, 1955-56	22.9
Demond Stewart, 1999-00	22.9

Career - Average	Points
Player, Year	
1. Calvin Murphy, 1967-70	33.1
2. Al Butler, 1958-61	22.8
3. Demond Stewart, 1999-01	21.3
4. Alex Ellis, 1955-58	20.9
5. Alvin Young, 1997-99	20.6
6. Antoine Mason, 2013-14	19.7
7. Charron Fisher, 2004-08	19.6
8. Ken Glenn, 1959-63	18.7
9. Kahlil Dukes, 2016-18	18.2
10. Juan Mendez, 2001-05	17.9



Calvin Murphy holds school records for points in a game, season and career.

Miscellaneous Scoring Records

Most Points in a Season 916 by Calvin Murphy, 1967-68	Most Points in a Freshman Debut 23 by Juan'ya Green vs. Central Conn. St. (11.14.11)	Most Points by a Freshman Season: 585, by Juan'ya Green, 2011-12 Game: 35, by Juan'ya Green vs. Fairfield (12.2.11)	Highest Scoring Average by a Freshman 20.9 by Garry Jordan, 1977-78
Most Points in a Career 2,548 by Calvin Murphy, 1967-70	Most Points in a Freshman Home Debut 29 by Ahmad Henderson vs. Bucknell (11.11.2023)	Most Points by a Sophomore Season: 916 by Calvin Murphy, 1967-68 Game: 57 by Calvin Murphy vs. Villa Madonna (12.6.67)	Highest Scoring Average by a Sophomore 38.2 by Calvin Murphy, 1967-68
Most Points in a Two-Year Career 1,202 by Kahlil Dukes, 2016-18	Most Points in Purple Eagle Debut 41 by Calvin Murphy vs. Long Island (1967)	Most Points by a Junior Season: 846 by Antoine Mason, 2013-14 Game: 68 by Calvin Murphy vs. Syracuse (12.7.68)	Highest Scoring Average by a Junior 32.4 by Calvin Murphy, 1968-69
Most Points in a Three-Year Career 2,548 by Calvin Murphy, 1967-70	Most Points in a North Atlantic Tournament Game 37 by Gary Bossert at Siena (1.7.87) 37 by Joe Arlauckas vs. Boston (2.19.87)	Most Points by a Senior Season: 854 by Calvin Murphy, 1969-70 Game: 49 by Calvin Murphy vs. Thomas Moore (12.8.69)	Highest Scoring Average by a Senior 29.4 by Calvin Murphy, 1969-70
Most Points in a Four-Year Career 2,210 by Juan Mendez, 2001-05	Most Points in a MAAC Tournament Game 38 by Antoine Mason vs. Marist (3.7.14)		
Most Points in a Half 36 (1st) by Calvin Murphy vs. Villa Madonna (12.6.67)	Most Points in an NCAA Tournament Game 35 by Calvin Murphy vs. Pennsylvania (3.7.70) 35 by Calvin Murphy vs. N.C. State (3.13.70)		

All-Time Field Goal Records

Field Goal Percentage

Season

Player, Year	FG%
1. Harlan Obioha, 2023-24	.633
2. Benson Egemonye, 2007-08	.626
3. Jermaine Young, 1997-98	.606
4. Kevin Jobity, 1997-98	.605
5. Juan Mendez, 2002-03	.602
6. James Mathis, 2005-06	.600
7. Joe Thomas, 2012-13	.596
8. Clint Holtz, 1991-92	.595
9. Jermaine Young, 1996-97	.591
10. Marshall Wingate, 1969-70	.580

Career

Player, Year	FG%
1. Benson Egemonye, 2006-09	.583
2. Jermaine Young, 1994-98	.569
3. Pat Jones, 1985-90	.544
4. James Mathis, 2002-06	.533
5. Juan Mendez, 2001-05	.531
6. Rob Robinson, 1991-93	.528
7. Garry Jordan, 1977-81	.525
Kevin Jobity, 1995-99	.525
9. Gerry Henry, 1980-85	.514
10. Chris Watson, 1993-97	.508



Daryl Greene, 1998-02

Miscellaneous Field Goal Records

Most FG Made by a Freshman
Season: 188 by Juan'ya Green, 2011-12

Most FG Made by a Sophomore
Season: 337 by Calvin Murphy, 1967-68

Most FG Made by a Junior
Season: 294 by Calvin Murphy, 1968-69

Most FG Made by a Senior
Season: 316 by Calvin Murphy, 1969-70

Most FG Attempted by a Freshman
Season: 465 by Juany'ya Green, 2011-12

Most FG Attempted by a Sophomore
Season: 772 by Calvin Murphy, 1967-68

Most FG Attempted by a Junior
Season: 700 by Calvin Murphy, 1968-69

Most FG Attempted by a Senior
Season: 692 by Calvin Murphy, 1969-70

Highest FG Percentage by a Freshman
.570 (114-200) by Juan Mendez, 2001-02

Highest FG Percentage by a Sophomore
.633 (124-196) by Harlan Obioha, 2023-24

Highest FG Percentage by a Junior
.626 (97-155) by Benson Egemonye, 2007-08

Highest FG Percentage by a Senior
.606 (121-200) by Jermaine Young, 1997-98

Field Goals Made

Game

Player, Opponent, Date	FGM
1. Calvin Murphy vs. Syracuse, 12/7/68	24
2. Calvin Murphy vs. Buffalo, 2/21/68	23
Calvin Murphy vs. Villa Madonna, 12/6/67	23
4. Calvin Murphy vs. Cornell, 2/11/68	20
5. Calvin Murphy vs. Saint Peter's, 2/17/68	19
Calvin Murphy vs. La Salle, 12/16/67	19
7. On five occasions	18

Conference Game

Player, Opponent, Date	FGM
1. Chris Watson vs. Siena, 2/19/96	16
Patrick Jones vs. Northeastern, 2/2/90	16
Joe Arlauckas vs. Boston, 2/19/87	16
Joe Arlauckas at Maine, 1/25/86	16
Skip Speaks at Colgate, 1/19/82	16
6. Joe Arlauckas at Maine, 1/25/86	15
Charron Fisher at Loyola, 2/10/08	15
Noah Thomasson at Canisius, 3/4/23	15
9. Charron Fisher at Siena, 2/29/08	14
Marcus Hammond at Quinnipiac, 1/10/20	14

Season

Player, Year	FGM
1. Calvin Murphy, 1967-68	337
2. Calvin Murphy, 1969-70	316
3. Al Butler, 1959-60	295
4. Calvin Murphy, 1968-69	294
5. Antoine Mason, 2013-14	269
6. Charron Fisher, 2007-08	256
7. Alvin Young, 1998-99	253
8. Patrick Jones, 1989-90	238
9. Marshall Wingate, 1971-72	232
10. Kahlil Dukes, 2017-18	224

Career

Player, Year	FGM
1. Calvin Murphy, 1967-70	947
2. Juan Mendez, 2001-05	750
3. Joe Arlauckas, 1983-87	688
4. Andy Walker, 1972-76	678
5. Al Butler, 1958-61	631
6. Antoine Mason, 2010-14	617
7. Chris Watson, 1993-97	615
8. Ed Fleming, 1951-55	605
9. Tyrone Lewis, 2006-10	592
Charron Fisher, 2004-08	592

Field Goals Attempted

Game

Player, Year	FGA
1. Calvin Murphy vs. Buffalo, 2/21/68	55
2. Calvin Murphy vs. Villa Madonna, 12/6/67	47
3. Calvin Murphy vs. Syracuse, 12/7/68	46
4. Calvin Murphy vs. Indiana, 12/27/68	45
5. Calvin Murphy vs. Buffalo State, 1/3/68	41
6. Calvin Murphy vs. Valparaiso, 12/27/67	40
Calvin Murphy vs. Columbia, 1/16/69	40
8. Calvin Murphy vs. Detroit, 12/30/67	38
Calvin Murphy vs. DePaul, 2/3/69	38
10. Calvin Murphy vs. Thomas Moore, 12/8/69	37

Conference Game

Player, Year	FGA
1. Alvin Young vs. Saint Peter's, 1/30/99	30
2. Antoine Mason vs. Iona, 1/31/13	28
3. Charron Fisher at Rider, 2/8/08	27
Charron Fisher at Loyola, 2/10/08	27
Charron Fisher at Siena, 2/29/08	27
Demond Stewart vs. Iona, 2/10/01	27
7. Charron Fisher vs. Marist, 3/6/08	26
Noah Thomasson at Canisius 3/4/23	26
9. Mike Phillips at Northeastern, 1/6/82	25
Juan Mendez vs. Rider, 1/20/05	25

Season

Player, Year	FGA
1. Calvin Murphy, 1967-68	772
2. Calvin Murphy, 1968-69	700
3. Calvin Murphy, 1969-70	692
4. Charron Fisher, 2007-08	645
5. Antoine Mason, 2013-14	612
6. Alvin Young, 1998-99	535
7. Demond Stewart, 1999-00	515
8. Marshall Wingate, 1971-72	484
9. Kahlil Dukes, 2017-18	482
10. Cliff Brown, 2006-07	480

Career - (1965-present)

Player, Year	FGA
1. Calvin Murphy, 1967-70	2114
2. Tyrone Lewis, 2006-10	1561
3. Andy Walker, 1972-76	1518
4. Antoine Mason, 2013-14	1470
5. Charron Fisher, 2004-08	1435
6. Juan Mendez, 2001-05	1412
7. Joe Arlauckas, 1983-87	1358
8. Matt Scott, 2014-18	1336
9. Ollie Harper, 1974-78	1316
10. Tremmell Darden, 2000-04	1238



Harlan Obioha, 2022-24

All-Time 3-Point Records

3-Point FG Made

Game

Player, Opponent, Date	3FGM
1. Gary Bossert vs. Siena, 1/7/87	12
2. Kahlil Dukes at New Hampshire, 12/5/17	8
Alvin Young vs. Canisius, 2/6/99	8
Charron Fisher vs. Rider, 12/6/07	8
Marvin Jordan vs. Rider, 2/5/12	8
6. David Brooks at Siena, 1/27/05	7
Daryl Greene vs. Siena, 3/5/00	7
Marvin Jordan vs. Marist, 2/6/11	7
Marcus Hammond vs. Iona, 2/29/20	7
9. Multiple times	6
Most recently - Kahlil Dukes at Canisius, 1/27/18	

Conference Game

Player, Opponent, Date	3FGM
1. Gary Bossert vs. Siena, 1/7/87	12
2. Alvin Young vs. Canisius, 2/6/99	8
Charron Fisher vs. Rider, 12/6/07	8
Marvin Jordan vs. Rider, 12/5/12	8
4. David Brooks at Siena, 1/27/05	7
Daryl Greene vs. Siena, 3/5/00	7
6. Multiple Times	6
Most recently - Kahlil Dukes at Canisius, 1/27/18	

Season

Player, Year	3FGM
1. Tyrone Lewis, 2008-09	99
2. Kahlil Dukes, 2017-18	95
3. Tyrone Lewis, 2009-10	87
Gary Bossert, 1986-87	87
5. Marvin Jordan, 2011-12	83
6. Daryl Greene, 2001-02	81
Michael Schmidt, 2000-01	81
8. David Brooks, 2004-05	77
Marvin Jordan, 2010-11	77
10. Daryl Greene, 1999-00	75

Career

Player, Year	3FGM
1. Tyrone Lewis, 2006-10	290
2. Marvin Jordan, 2010-14	274
3. Lorenzo Miles, 2003-07	220
4. Marcus Hammond, 2018-22	213
5. Jeff O'Connor, 1994-98	211
6. Daryl Green, 1998-02	209
7. David Brooks, 2001-05	204
8. Kahlil Dukes, 2016-18	160
9. Alvin Cruz, 2001-05	150
10. Reggie Moore, 1990-94	144

3-Point FG Attempts

Game

Player, Opponent, Date	3FGA
1. Tyrone Lewis vs. Chatt., 12/30/08	19
2. Tyrone Lewis at Canisius, 1/29/10	15
Tyrone Lewis vs. Towson, 11/16/08	15
Marvin Jordan at Rider, 2/5/12	15
5. Tyrone Lewis at Saint Peter's, 1/11/10	14
Tyrone Lewis vs. URI, 3/17/09	14
Tyrone Lewis vs. Manhattan, 1/31/08	14
Gary Bossert vs. Siena, 1/7/87	14
Marvin Jordan vs. Rider, 1/7/11	14
10. 11 times	13
Most recently - Tyrone Lewis vs. Air Force, 12/28/09	

Conference Game

Player, Opponent, Date	3FGA
1. Tyrone Lewis vs. Canisius, 1/29/10	15
Marvin Jordan at Rider, 2/5/12	15
3. Tyrone Lewis at Saint Peter's, 1/11/10	14
Tyrone Lewis vs. Manhattan, 1/31/08	14
Gary Bossert vs. Siena, 1/7/87	14
Marvin Jordan vs. Rider, 1/7/11	14
7. Seven times	13
Most recently - Marvin Jordan vs. Rider, 2/15/12	

Season

Player, Year	3FGA
1. Tyrone Lewis, 2008-09	299
2. Tyrone Lewis, 2009-10	237
Marvin Jordan, 2011-12	237
4. Kahlil Dukes, 2017-18	228
5. Marvin Jordan, 2010-11	224
6. Charron Fisher, 2007-08	217
7. Daryl Greene, 2001-02	216
8. David Brooks, 2004-05	213
9. Michael Schmidt, 2000-01	209
10. Tyrone Lewis, 2007-08	199

Career

Player, Year	3FGA
1. Tyrone Lewis, 2006-10	852
2. Marvin Jordan, 2010-14	814
3. Lorenzo Miles, 2003-07	598
4. David Brooks, 2001-05	586
5. Jeff O'Connor, 1994-98	584
6. Daryl Greene, 1998-02	557
7. Marcus Hammond, 2018-22	547
8. J.R. Duffey, 2003-07	426
9. Charron Fisher, 2004-08	423
10. Alvin Cruz, 2001-05	417

3-Point FG Percentage

Season

Player, Year	3FG%
1. Gary Bossert, 1986-87	.441
2. David Bertram, 1993-94	.433
3. David Bertram, 1992-93	.430
4. Nate Bernosky, 1996-97	.429
5. Hassan Abdullah, 1996-97	.425
Marcus Hammond, 2019-20	.425
7. Mike Rios, 1988-89	.419
8. Kahlil Dukes, 2017-18	.417
9. Kahlil Dukes, 2016-17	.414

Career

Player, Year	3FG%
1. Gary Bossert, 1983-87	.448
2. Juan Neal, 1984-88	.441
3. David Bertram, 1990-94	.417
4. Kahlil Dukes, 2016-18	.416
5. Marcus Hammond, 2018-22	.402
6. Alvin Young, 1997-99	.396
7. Mark Henry, 1985-89	.395
8. Darrin Bossert, 1989-91	.392
9. Ronnell Felton, 1994-96	.385
10. Noah Thomasson, 2021-23	.377
10. Michael Schmidt, 2000-02	.375
Daryl Greene, 1998-02	.375



Marvin Jordan, 2010-14

Miscellaneous 3-Point Records

Most Three-Point FG Made by a Freshman
Season: 77 by Marvin Jordan, 2010-11
Game: 7 by Marvin Jordan vs Marist (2/6/11)

Most Three-Point FG Made by a Sophomore
Season: 83 by Marvin Jordan, 2011-12
Game: 8 by Marvin Jordan at Rider, 2/5/12

Most Three-Point FG Made by a Junior
Season: 99 by Tyrone Lewis, 2008-09
Game: 7 by Daryl Greene vs. Siena (3/5/00)

Most Three-Point FG Made by a Senior
Season: 95 by Kahlil Dukes, 2017-18
Game: 12 by Gary Bossert vs. Siena (1/7/87)

Most Three-Point FG Attempted by a Freshman
Season: 224 by Marvin Jordan, 2010-11
Game: 14 by Marvin Jordan vs. Rider (1/7/11)

Most Three-Point FG Attempted by a Sophomore
Season: 237 by Marvin Jordan, 2011-12
Game: 15 by Marvin Jordan at Rider, 2/5/12

Most Three-Point FG Attempted by a Junior
Season: 299 by Tyrone Lewis, 2008-09
Game: 19 by Tyrone Lewis at Chattanooga (12/30/08)

Most Three-Point FG Attempted by a Senior
Season: 237 by Tyrone Lewis, 2009-10
Game: 14 by Gary Bossert vs. Siena (1/7/87)

Highest Three-Point Percentage by a Freshman
.522 (36-69) by Marcus Hammond, 2018-19

Highest Three-Point Percentage by a Sophomore
.425 (74-174) by Marcus Hammond, 2019-20

Highest Most Three-Point Percentage by a Junior
.614 (27-44) by Juan Neal, 1986-87

Highest Most Three-Point Percentage by a Senior
.441 (87-194) by Gary Bossert, 1986-87

Most Three-Point FG Made In A Half
7 (7-7, 1st) by Gary Bossert vs. Siena (1/7/87)

Most Consecutive Three-Point FG Made
11 by Gary Bossert vs. Siena (1/7/87)*

* - NCAA Record



Ed Fleming, 1951-55

Free Throws Made

Game

Player, Opponent, Date	FTM
1. Calvin Murphy vs. Columbia, 1/16/69.....	21
2. Calvin Murphy vs. Syracuse, 1/31/68.....	20
Calvin Murphy vs. Syracuse, 12/7/68.....	20
Tom Hemans vs. Fordham, 12/2/55.....	20
5. Juan Mendez at Buffalo, 12/11/04.....	19
Garry Jordan vs. Kent State, 12/4/79.....	19
7. Demond Stewart vs. Saint Peter's, 1/25/01..	17
Juan Mendez vs. Rider, 2/16/05.....	17
9. Jeremiah Johnson vs. Iona, 2/1/99.....	16
10. Antoine Mason at Seton Hall, 11/9/13.....	15
Tremmell Darden vs. Canisius, 2/29/04.....	15

Conference Game

Player, Year	FTM
1. Demond Stewart vs. Saint Peter's, 1/25/01..	17
Juan Mendez vs. Rider, 2/16/05.....	17
3. Jeremiah Johnson vs. Iona, 2/1/99.....	16
4. Tremmell Darden vs. Canisius, 2/29/04.....	15
5. Antoine Mason vs. Monmouth, 1/10/14.....	14
Demond Stewart at Iona, 12/28/00.....	14
Demond Stewart vs. Loyola, 2/18/01.....	14
Charron Fisher vs. Iona, 1/3/08.....	14
Charron Fisher vs. Saint Peter's, 1/25/08....	14
Charron Fisher vs. Iona, 2/16/08.....	14
10. Four players.....	13
Most recently Antoine Mason vs Manhattan, 1/19/13	

Season

Player, Year	FTM
1. Antoine Mason, 2013-14.....	260
2. Calvin Murphy, 1967-68.....	242
3. Juan Mendez, 2004-05.....	224
4. Juan Mendez, 2003-04.....	223
5. Calvin Murphy, 1969-70.....	222
6. Charron Fisher, 2007-08.....	219
7. Ed Fleming, 1954-55.....	197
8. Alex Ellis, 1956-57.....	191
9. Calvin Murphy, 1968-69.....	190
10. Alex Ellis, 1957-58.....	180

Career

Player, Year	FTM
1. Calvin Murphy, 1967-70.....	654
Juan Mendez, 2001-05.....	654
3. Antoine Mason, 2010-14.....	576
4. Alex Ellis, 1955-58.....	510
5. Charron Fisher, 2004-08.....	485
6. Ed Fleming, 1951-55.....	472
7. Chris Watson, 1993-97.....	466
8. Tremmell Darden, 2000-04.....	465

Free Throws Made

Game

Player, Year	FTA
1. Tom Hemans vs. Fordham, 12/2/55.....	26
2. Antoine Mason at Penn, 11/26/13.....	25
Antoine Mason vs. Brown, 12/29/13.....	25
4. Juan Mendez at Buffalo, 12/11/04.....	23
Calvin Murphy vs. Syracuse, 1/31/68.....	23
Calvin Murphy vs. Syracuse, 12/7/68.....	23
Jeremiah Johnson vs. Fairfield, 1/6/99.....	23
8. Calvin Murphy vs. Columbia, 1/16/69.....	22
Garry Jordan vs. Kent State, 12/4/79.....	22
10. Chris Watson vs. Saint Peter's, 2/23/97.....	21
Demond Stewart vs. Loyola, 2/18/01.....	21

Conference Game

Player, Year	FTA
1. Juan Mendez at Buffalo, 12-11-04.....	23
Jeremiah Johnson vs. Fairfield, 1-6-99.....	23
3. Chris Watson vs. Saint Peter's, 2-23-97.....	21
Demond Stewart vs. Loyola, 2-18-01.....	21
Demond Stewart vs. Saint Peter's, 1/25/01..	21
6. Demond Stewart at Iona, 12/28/00.....	20
Tremmell Darden vs. Canisius, 2/29/04.....	20
8. Tremmell Darden at Rider, 1/16/04.....	18
Juan Mendez vs. Iona, 3/6/04.....	18
Juan Mendez vs. Rider, 2/16/05.....	18
Charron Fisher at Canisius, 1/17/06.....	18

Season

Player, Year	FTA
1. Antoine Mason, 2013-14.....	357
2. Calvin Murphy, 1967-68.....	288
3. Charron Fisher, 2007-08.....	284
4. Juan Mendez, 2003-04.....	276
5. Juan Mendez, 2004-05.....	275
6. Alex Ellis, 1956-57.....	253
7. Calvin Murphy, 1969-70.....	252
8. Ed Fleming, 1954-55.....	245
9. Demond Stewart, 1999-00.....	244
10. Demond Stewart, 2000-01.....	234

Career

Player, Year	FTA
1. Juan Mendez, 2001-05.....	843
2. Antoine Mason, 2010-14.....	791
3. Chris Watson, 1993-97.....	771
4. Calvin Murphy, 1967-70.....	770
5. Tremmell Darden, 2000-04.....	660
6. Charron Fisher, 2004-08.....	641
7. Anthony Nelson, 2007-10.....	635
8. Charlie Hoxie, 1951-55.....	629
9. Matt Scott, 2014-18.....	623
10. Ed Fleming, 1951-55.....	587

Free Throw Percentage

Season

Player, Year	FT%
1. Kahlil Dukes, 2016-17.....	.921
2. Kahlil Dukes, 2017-18.....	.909
3. Calvin Murphy, 1969-70.....	.881
4. Skip McDaniel, 1975-76.....	.862
5. Mark Henry, 1986-87.....	.861
6. Al Williams, 1971-72.....	.855
Juan Neal, 1985-86.....	.855
8. William Smith, 1966-67.....	.852
9. Mark Henry, 1988-89.....	.850
10. Eldridge Moore, 1987-88.....	.849


Career

Player, Year	FT%
1. Kahlil Dukes, 2016-18.....	.914
2. Calvin Murphy, 1967-70.....	.849
3. Alex Agudio, 1986-87.....	.838
4. Rob Robinson, 1991-93.....	.830
5. Mark Henry, 1985-89.....	.824
6. Al Williams, 1970-73.....	.820
7. Juan Neal, 1984-88.....	.816
8. Skip McDaniel, 1974-78.....	.815
9. Eldridge Moore, 1985-89.....	.812
10. Marcus Hammond, 2018-22.....	.811



Kahlil Dukes, 2016-18

All-Time Rebounding Records



Alex Ellis, 1955-58

Total Rebounds

Game

Player, Opponent, Date	REB
1. Alex Ellis vs. Villanova, 12/28/56	31
2. Alex Ellis vs. Kent State, 1/7/57	31
3. Manny Leaks vs. Syracuse, 2/10/66	30
4. Tom Hemans vs. Canisius, 2/12/55	28
5. Alex Ellis vs. Western Kentucky, 12/26/57	28
6. Alex Ellis vs. Syracuse, 3/5/58	27
7. Alex Ellis vs. Siena, 12/4/57	27
8. Alex Ellis vs. Kent State, 2/6/58	27
9. Manny Leaks vs. Marquette, 2/28/66	27
10. Alex Ellis vs. Seton Hall, 12/8/56	26
11. Manny Leaks vs. La Salle, 12/10/66	26

Conference Game

Player, Year	REB
1. Brian Clifford at Siena, 1/5/91	20
2. Brian Clifford at Siena, 2/17/93	19
3. James Reaves vs. Canisius, 3/3/02	19
4. Joe Arlauckas at Maine, 1/25/86	18
5. James Reaves vs. Manhattan, 3/9/04	17
6. James Reaves vs. Marist, 1/13/01	17
7. James Reaves vs. Canisius, 2/29/04	17
8. Ten times	16
9. Most recently - Charron Fisher vs. Marist, 3/8/08	16

Season

Player, Year	REB
1. Alex Ellis, 1957-58%	526
2. Alex Ellis, 1956-57	522
3. Alex Ellis, 1955-56	485
4. Ed Fleming, 1954-55*	402
5. Don Jones, 1959-60	392
6. Manny Leaks, 1967-68	384
7. Tom Hemans, 1954-55*	369
8. Manny Leaks, 1965-66	367
9. Manny Leaks, 1966-67	336
10. Charlie Hoxie, 1954-55*	336

% - led the nation in rebounding

* - Niagara led nation in team rebounding

Career

Player, Year	REB
1. Alex Ellis, 1955-58	1533
2. Manny Leaks, 1965-68	1087
3. Juan Mendez, 2001-05	1053
4. James Reaves, 2000-04	1020
5. Don Jones, 1957-61	990
6. Ed Fleming, 1951-55	975
7. Charlie Hoxie, 1951-55	916
8. Tom Hemans, 1952-56	898
9. Brian Clifford, 1990-93	833
10. Joe Arlauckas, 1983-87	815

Rebounding Average

Season

Player, Year	Reb.	AVG
1. Alex Ellis, 1956-57	522	20.07
2. Alex Ellis, 1957-58%	526	19.48
3. Alex Ellis, 1955-56	485	17.96
4. Ed Fleming, 1954-55	402	15.46
5. Manny Leaks, 1965-66	367	15.29
6. Don Jones, 1959-60	392	15.07
7. Manny Leaks, 1967-68	384	14.19
8. Manny Leaks, 1966-67	336	14.00
9. Tom Hemans, 1954-55	369	13.66
10. Charlie Hoxie, 1954-55	336	13.44

Career

Player, Year	Reb.	AVG
1. Alex Ellis, 1955-58	1533	19.16
2. Manny Leaks, 1965-68	1087	15.09
3. Don Jones, 1957-61	990	14.55
4. Tom Hemans, 1952-56	898	10.95
5. Brian Clifford, 1990-93	833	9.69
6. Bilal Benn, 2008-10	624	9.60
7. Ed Fleming, 1951-55	975	8.70
8. James Reaves, 2000-04	1020	8.64
9. Juan Mendez, 2001-05	1053	8.56
10. Charlie Hoxie, 1951-55	916	8.40

Miscellaneous Rebounding Records

Most Rebounds by a Freshman

Season: 267 by Garry Jordan, 1977-78
Game: 18 by Garry Jordan at La Salle (1/6/78)

Most Rebounds by a Sophomore

Season: 485 by Alex Ellis, 1955-56
Game: 31 by Alex Ellis vs. Villanova (12/28/56)
31 by Alex Ellis vs. Kent State (1/7/57)

Most Rebounds by a Junior

Season: 522 by Alex Ellis, 1956-57
Game: 28 by Tom Hemans vs. Canisius (2/12/55)

Most Rebounds by a Senior

Season: 526 by Alex Ellis, 1957-58
Game: 28 by Alex Ellis vs. Western Kentucky (12/26/57)

Highest Rebound Average by a Freshman

Season: 10.26 by Garry Jordan, 1977-78

Highest Rebound Average by a Sophomore

Season: 17.96 by Alex Ellis, 1955-56

Highest Rebound Average by a Junior

Season: 20.07 by Alex Ellis, 1956-57

Highest Rebound Average by a Senior

Season: 19.48 by Alex Ellis, 1957-58

Triple Doubles


Bob Churchwell, 1969 at Syracuse
17 pts, 16 reb, 10 blks

Anthony Nelson, 2/6/11 vs. Marist
10 pts, 10 rebs, 14 ast

Triple Double Records are Incomplete



Bob Churchwell at Cuse 1969



Manny Leaks, 1965-68



Al Williams, 1970-73

Total Assists

Game	Player, Opponent, Date	ASSISTS
1.	Jackie Knowles vs. Iona, 1/19/74.....	22
2.	Gary Bossert vs. Vermont, 1/22/87.....	15
3.	Al Williams vs. South Carolina, 2/12/73.....	14
	Anthony Nelson vs Marist, 2/6/11.....	14
5.	Jackie Knowles vs. Canisius, 1/12/74.....	13
	Calvin Murphy, Jr. vs. Fairfield, 2/10/97.....	13
	Daryl Greene vs. Manhattan, 1/29/00.....	13
8.	Anthony Nelson vs. St. Bonaventure, 11/28/07	12
	Alvin Cruz vs. Canisius, 2/16/05.....	12
	Alvin Cruz vs. Canisius, 12/3/03.....	12
	Gary Bossert vs. Northeastern, 1/30/86.....	12
	Chico Singleton vs. La Salle, 1/11/75.....	12
	Al Williams vs. St. Francis (Pa.), 12/2/72.....	12

Conference Game

Player, Opponent, Date	ASSISTS	
1.	Gary Bossert vs. Vermont, 1/22/87.....15	
2.	Anthony Nelson vs Marist, 2/6/11.....14	
3.	Calvin Murphy, Jr. vs. Fairfield, 2/10/97.....13	
	Daryl Greene vs. Manhattan, 1/29/00.....13	
5.	Gary Bossert vs. Northeastern, 1/30/86.....12	
	Anthony Nelson vs. St. Bonaventure, 11/28/07	12
7.	Juan'ya Green at Canisius, 1/19/12.....11	
	Anthony Nelson vs. Rider, 2/18/09.....11	
	Alvin Cruz vs. Iona, 1/8/05.....11	
	Alvin Cruz vs. Rider, 1/20/05.....11	
	Alvin Cruz vs. Fairfield, 12/30/04.....11	
	Gary Bossert vs. Vermont, 1/3/86.....11	
	Juan'ya Green at Siena, 1/25/13.....11	

Season

Player, Year	ASSISTS
1.	Gary Bossert, 1986-87.....195
2.	Alvin Cruz, 2003-04.....191
	Alvin Cruz, 2004-05.....191
4.	Anthony Nelson, 2008-09.....186
5.	Alvin Cruz, 2002-03.....168
6.	Anthony Nelson, 2009-10.....165
	Al Williams, 1972-73.....165
8.	Juan'ya Green, 2012-13.....163
9.	Mike Curran, 1982-83.....151
	Gary Bossert, 1985-86.....151
11.	Anthony Nelson, 2007-08.....149

Career

Player, Year	ASSISTS
1.	Anthony Nelson, 2007-10.....647
2.	Alvin Cruz, 2001-05.....630
3.	Gary Bossert, 1983-87.....498
4.	Jeremiah Johnson, 1995-99.....475
5.	Mike Curran, 1980-84.....467
6.	Phil Scaffidi, 1975-80.....408
7.	Al Williams, 1970-73.....407
8.	Skip McDaniel, 1974-78.....406
9.	Mike Phillips, 1978-82.....390
10.	Daryl Greene, 1998-02.....377



Anthony Nelson, 2007-11

Assists Per Game

Season	Player, Year	ASSISTS	APG
1.	Al Williams, 1972-73.....	165	6.60
2.	Alvin Cruz, 2004-05.....	191	6.36
3.	Gary Bossert, 1986-87.....	195	6.29
4.	Alvin Cruz, 2003-04.....	191	5.96
5.	Alvin Cruz, 2002-03.....	168	5.79
6.	Anthony Nelson, 2008-09....	186	5.47
7.	Gary Bossert, 1985-86.....	151	5.39
8.	Mike Curran, 1982-83.....	151	5.20
9.	Anthony Nelson, 2007-08....	149	5.14
10.	Anthony Nelson, 2010-11....	147	5.10

Career

Player, Year	ASSISTS	APG
1.	Anthony Nelson, 2007-11.....	647.....5.18
2.	Alvin Cruz, 2001-05.....	630.....5.12
3.	Al Williams, 1970-73.....	430.....5.02
4.	Juan'ya Green, 2011-13.....	310.....4.70
5.	Skip McDaniel, 1974-78.....	406.....4.66
6.	Phil Scaffidi, 1975-80.....	408.....4.58
7.	Gary Bossert, 1983-87.....	498.....4.52
8.	Jeremiah Johnson, 1995-99..	475.....4.27
9.	Mike Curran, 1980-84.....	467.....4.16
10.	Mike Phillips, 1978-82.....	390.....3.82

Miscellaneous Assist Records

Most Assists by a Freshman

Season: 151 by Gary Bossert, 1985-86
 Game: 13 by Calvin Murphy, Jr. vs. Fairfield (2/10/97)

Most Assists by a Sophomore


Season: 186 by Anthony Nelson, 2008-09
 Game: 13 by Daryl Greene vs. Manhattan (1/29/00)

Most Assists by a Junior


Season: 191 by Alvin Cruz, 2003-04
 Game: 14 by Al Williams vs. South Carolina (2/12/73)

Most Assists by a Senior

Season: 195 by Gary Bossert, 1986-87
 Game: 15 by Gary Bossert vs. Vermont (1/22/87)



Alvin Cruz, 2001-05



Phil Scaffidi, 1975-80

All-Time Steal Records



Alvin Young, 1997-99



Alex Aguido 1986-87

Steal Totals

Game

Player, Opponent, Date	Steals
1. Alvin Young vs. Saint Peter's, 1/30/99	9
2. Alex Agudio vs. Boston, 2/19/87	8
Gary Bossert vs. Boston, 3/5/87	8
Brian Clifford vs. Canisius, 2/24/93	8
Jeremiah Johnson vs. Iona, 12/6/98	8
Alvin Young vs. Iona, 12/6/98	8
Daryl Greene vs. Iona, 1/10/00	8
Anthony Nelson vs Siena, 1/9/11	8
8. Reed Watts vs. Maine, 2/9/85	7
9. Ronnell Felton vs. Saint Peter's, 2/3/95	7
10. Ten times	6

Most recently - Marvin Jordan at Hartford, 12/10/11

Conference Game

Player, Opponent, Date	Steals
1. Alvin Young vs. Saint Peter's, 1/30/99	9
2. Alex Agudio vs. Boston, 2/19/87	8
Gary Bossert vs. Boston, 3/5/87	8
Brian Clifford vs. Canisius, 2/24/93	8
Jeremiah Johnson vs. Iona, 12/6/98	8
Alvin Young vs. Iona, 12/6/98	8
Daryl Greene vs. Iona, 1/10/00	8
Anthony Nelson vs Siena, 1/9/11	8
9. Reed Watts vs. Maine, 2/9/85	7
10. Ronnell Felton vs. Saint Peter's, 2/3/95	7
11. Six times	6

Most recently - Anthony Nelson vs. Manhattan, 1/17/11

Season

Player, Year	Steals
1. Anthony Nelson, 2010-11	98
2. Tyrone Lewis, 2008-09	91
3. Bilal Benn, 2008-09	84
4. Alex Agudio, 1986-87	77
5. Brian Clifford, 1992-93	73
6. Alvin Young, 1998-99	72
7. Mike Phillips, 1981-82	70
8. Jeremiah Johnson, 1998-99	63
Juan'ya Green, 2011-12	63
Juan'ya Green, 2012-13	63
10. Gary Bossert, 1986-87	61
Brian Clifford, 1990-91	61

Career

Player, Year	Steals
1. Tyrone Lewis, 2006-10	250
2. Anthony Nelson, 2007-10	230
3. Mike Phillips, 1978-82	216
4. Jeremiah Johnson, 1995-99	181
5. Brian Clifford, 1990-93	177
6. Alvin Cruz, 2001-05	169
Chris Watson, 1993-97	169
8. Marvin Jordan, 2010-14	153
9. Gary Bossert, 1983-87	144
10. Bilal Benn, 2008-10	140

Steals Per Game

Season

Player, Year	Steals	SPG
1. Anthony Nelson, 2010-11	98	3.38
2. Tyrone Lewis, 2008-09	91	2.60
3. Alex Agudio, 1986-87	77	2.48
Alvin Young, 1998-99	72	2.48
5. Brian Clifford, 1992-93	73	2.43
6. Mike Philips, 1981-82	70	2.41
7. Bilal Benn, 2008-09	84	2.40
8. Jeremiah Johnson, 1998-99	63	2.17
Brian Clifford, 1990-91	61	2.17
10. Demond Stewart, 1999-00	60	2.06

Career

Player, Year	Steals	SPG
1. Bilal Benn, 2008-10	140	2.15
2. Mike Phillips, 1978-82	216	2.12
3. Tyrone Lewis, 2006-10	250	2.10
4. Brian Clifford, 1990-93	177	2.06
5. Juan'ya Green, 2011-13	126	1.90
6. Anthony Nelson, 2007-10	230	1.84
7. Jeremiah Johnson, 1995-99	181	1.63
8. Chris Watson, 1993-97	169	1.50
9. Alvin Cruz, 2001-05	169	1.37
10. Gary Bossert, 1983-87	144	1.30



Tyrone Lewis, 2006-10

Miscellaneous Steal Records

Most Steals by a Freshman
 Season: 63 by Juan'ya Green, 2011-12
 Game: 7 by Ronnell Felton vs. Saint Peter's (2/3/95)

Most Steals by a Sophomore
 Season: 63 by Juan'ya Green, 2012-13
 Game: 8 by Daryl Greene vs. Iona (1/10/00)

Most Steals by a Junior
 Season: 91 by Tyrone Lewis, 2008-09
 Game: 8 by Daryl Greene vs. Iona (1/10/00)

Most Steals by a Senior
 Season: 98 by Anthony Nelson, 2010-11
 Game: 9 by Alvin Young vs. Saint Peter's (1/30/99)

All-Time Block Records



Tyrone Lewis' eight blocks vs. Towson



Benson Egemonye, 2006-09

Total Blocks

Game

Player, Opponent, Date	BLOCKS
1. Bob Churchwell at. Syracuse 1969.....	10
2. Joe Arlauckas vs. Kent State, 2/25/87.....	9
3. Dominic Robb vs. St. Bonaventure, 11/12/18. 8	
Tyrone Lewis vs. Towson, 11/16/08.....	8
Joe Arlauckas vs. Northeastern, 1/28/85.....	8
Kevin Jobity vs. Saint Peter's, 2/25/96.....	8
Bob Churchwell, vs. Fairfield, 1969.....	8
8. Dominic Robb vs. LIU Brooklyn, 12/21/16.....	7
Benson Egemonye vs. Saint Peter's, 1/9/09..	7
10. Dominic Robb vs. St. Francis (PA), 12/10/17	6
Kierell Green vs. Marist, 2/23/18.....	6
Kashief Edwards vs Detroit, 11/28/11.....	6
Charon Fisher, vs. Loyola, 1/14/06.....	6
James Reaves vs. Albany, 11/21/01.....	6
Sean Schiano vs. Manhattan, 1/17/91.....	6
Mark Henry vs. Hartford, 2/16/88.....	6

Conference Game

Player, Opponent, Date	BLOCKS
1. Joe Arlauckas vs. Northeastern, 1/28/85.....	8
Kevin Jobity vs. Saint Peter's, 2/25/96.....	8
3. Benson Egemonye vs. Saint Peter's, 1/9/09..	7
4. Kierell Green vs. Marist, 2/23/18.....	6
Dominic Robb vs. Fairfield, 2/2/17.....	6
Charon Fisher, vs. Loyola, 1/14/06.....	6
Mark Henry vs. Hartford, 2/16/88.....	6
Joe Arlauckas vs. Canisius, 2/14/87.....	6
Joe Arlauckas vs. Hartford, 12/12/84.....	6
Joe Arlauckas vs. New Hampshire, 1/23/85.....	6
Sean Schiano vs. Manhattan, 1/17/81.....	6

Season

Player, Year	BLOCKS
1. Dominic Robb, 2016-17.....	74
2. Mark Henry, 1987-88.....	72
3. Dominic Robb, 2018-19.....	69
4. Joe Arlauckas, 1986-87.....	67
5. Joe Arlauckas, 1984-85.....	66
6. Juan Mendez, 2004-05.....	63
7. Joe Arlauckas, 1985-86.....	58
Kevin Jobity, 1996-97.....	58
9. Benson Egemonye, 2008-09.....	56
Juan Mendez, 2003-04.....	56

Career

Player, Year	BLOCKS
1. Dominic Robb, 2015-19.....	225
2. Joe Arlauckas, 1983-87.....	220
3. Mark Henry, 1985-89.....	181
4. Kevin Jobity, 1995-99.....	177
5. Juan Mendez, 2001-05.....	170
6. James Reaves, 2000-04.....	143
6. Benson Egemonye, 2006-09.....	113
7. Sean Schiano, 1988-92.....	109
9. Kashief Edwards, 2008-2010.....	105
10. Marvin Prochet, 2015-P.....	96

Miscellaneous Block Records

Most Blocks by a Freshman

Season: 52 by Kevin Jobity, 1995-96
 Game: 8 by Kevin Jobity vs. Saint Peter's (2/25/96)

Most Blocks by a Sophomore

Season: 74 by Dominic Robb, 2016-17
 Game: 8 by Joe Arlauckas vs. Northeastern (1/28/85)

Most Blocks by a Junior

Season: 72 by Mark Henry, 1987-88
 Game: 8 by Tyrone Lewis vs. Towson (11/16/08)

Most Blocks by a Senior

Season: 69 by Dominic Robb, 2018-19
 Game: 9 by Joe Arlauckas vs. Kent State (2/25/87)

Blocks Per Game

Season

Player, Year	BLOCKS	BPG
1. Mark Henry, 1987-88.....	72	2.40
2. Joe Arlauckas, 1984-85.....	66	2.35
3. Dominic Robb, 2016-17.....	74	2.24
4. Joe Arlauckas, 1986-87.....	67	2.16
5. Dominic Robb, 2018-19.....	69	2.15
6. Juan Mendez, 2004-05.....	63	2.10
7. Joe Arlauckas, 1985-86.....	58	2.07
Kevin Jobity, 1996-97.....	58	2.07
9. Kevin Jobity, 1997-98.....	53	1.96
10. Kevin Jobity, 1995-96.....	52	1.85

Career

Player, Year	BLOCKS	BPG
1. Kevin Jobity, 1995-99.....	177	1.96
Joe Arlauckas, 1983-87.....	220	1.96
3. Dominic Robb, 2015-19.....	225	1.73
4. Mark Henry, 1985-89.....	181	1.56
5. Juan Mendez, 2001-05.....	170	1.38
6. Benson Egemonye, 2006-09.....	113	1.24
7. James Reaves, 2000-04.....	143	1.21
8. Kashief Edwards, 2008-12.....	105	1.12
9. Marvin Prochet, 2015-P.....	96	0.97
10. Sean Schiano, 1988-92.....	109	0.97

One of Dominic Robb's seven blocks against LIU Brooklyn on December 21, 2016.



Postseason History



All-Americans

Associated Press

1967-68 - Calvin Murphy, 2nd
 1968-69 - Calvin Murphy, 1st
 1969-70 - Calvin Murphy, 1st
 2004-05 - Juan Mendez, HM
 2017-18 - Kahlil Dukes, HM

National Basketball Coaches Association

1967-68 - Calvin Murphy, 2nd
 1967-68 - Calvin Murphy, 2nd
 1969-70 - Calvin Murphy, 2nd

U.S. Basketball Writers Association

1967-68 - Calvin Murphy, 1st
 1968-69 - Calvin Murphy, 1st
 1969-70 - Calvin Murphy, 1st

UPI

1967-68 - Calvin Murphy, 1st
 1968-69 - Calvin Murphy, 1st
 1969-70 - Calvin Murphy, 1st

Converse Yearbook

1950-51 - Emilio Sinicola, 4th
 1967-68 - Calvin Murphy, 2nd
 1968-69 - Calvin Murphy, 1st
 1969-70 - Calvin Murphy, 1st

Basketball News

1967-68 - Calvin Murphy, 2nd
 1969-70 - Calvin Murphy, 2nd

Helms Foundation

1950-51 - Emilio Sinicola, 3rd
 1953-54 - Larry Costello, 3rd

The Sporting News

1950-51 - Emilio Sinicola, 2nd
 1968-69 - Calvin Murphy, 2nd
 1969-70 - Calvin Murphy, 2nd

Tempo

1953-54 - Larry Costello, 3rd
 1959-60 - Al Butler, 2nd

Newspaper Enterprises Association

1968-69 - Calvin Murphy, 2nd

Calvin Murphy was a three-time Associated Press consensus All-American. The other organizations listed above were not used for consensus selections.

NABC All-District

2022-23 - Noah Thomasson, 1st
 2021-22 - Marcus Hammond, 1st
 2018-19 - Marvin Prochet, 2nd
 2017-18 - Kahlil Dukes, 1st
 2017-18 - Matt Scott, 1st
 2013-14 - Antoine Mason, 2nd
 2012-13 - Juan'ya Green, 1st
 2012-13 - Antoine Mason, 1st
 2004-05 - Juan Mendez, 1st

Basketball Times All-Northeast

2004-05 - Juan Mendez

MAAC Player of the Year

2017-18 - Kahlil Dukes (co), senior
 2004-05 - Juan Mendez, senior
 2000-01 - Demond Stewart, senior
 1998-99 - Alvin Young, senior

MAAC Coach of the Year

2012-13 - Joe Mihalich
 2004-05 - Joe Mihalich
 1998-99 - Joe Mihalich
 1992-93 - Jack Armstrong

NABC District Coach of the Year

2012-13 - Joe Mihalich, District I
 2008-09 - Joe Mihalich, District I

MAAC Rookie of the Year

2011-12 - Juan'ya Green
 1990-91 - Brian Clifford

MAAC Defensive Player of the Year

2008-09 - Tyrone Lewis

MAAC Sixth-Man of the Year

2005-06 - Clif Brown, junior
 2004-05 - James Mathis, junior
 2001-02 - Juan Mendez, freshman

Mid-Major Freshman of the Year

2011-12 - Juan'ya Green

CollegeInsider.com Co-MVP

2012-13 - Juan'ya Green

CollegeInsider.com Coach of the Year

2012-13 - Joe Mihalich

College Sports Madness All-Major Team

2012-13 - Juan'ya Green, 3rd

Lou Henson All-America Team (Mid-Major)

2012-13 - Juan'ya Green

Skip Prosser Man of the Year

2012-13 - Joe Mihalich

All-MAAC

2022-23 - Noah Thomasson, 1st
 2021-22 - Marcus Hammond, 1st
 2020-21 - Kobi Nwandu, 2nd
 2020-21 - Marcus Hammond, 2nd
 2019-20 - Marcus Hammond, 1st
 2018-19 - Marvin Prochet, 2nd
 2017-18 - Kahlil Dukes, 1st
 2017-18 - Matt Scott, 2nd
 2016-17 - Matt Scott, 3rd
 2015-16 - Matt Scott, 3rd
 2013-14 - Antoine Mason, 2nd
 2012-13 - Juan'ya Green, 1st
 2012-13 - Antoine Mason, 1st
 2011-12 - Juan'ya Green, 3rd
 2010-11 - Anthony Nelson, 2nd
 2009-10 - Bilal Benn, 2nd
 2009-10 - Tyrone Lewis, 2nd
 2008-09 - Bilal Benn, 1st
 2008-09 - Tyrone Lewis, 1st
 2008-09 - Benson Egemonye, 2nd
 2007-08 - Charron Fisher, 1st
 2007-08 - Tyrone Lewis, 2nd
 2007-08 - Stanley Hodge, 3rd
 2006-07 - Charron Fisher, 1st
 2006-07 - Clif Brown, 2nd
 2006-07 - Lorenzo Miles, 3rd
 2005-06 - Clif Brown, 3rd
 2004-05 - Juan Mendez, 1st
 2004-05 - Alvin Cruz, 2nd
 2004-05 - David Brooks, 2nd
 2003-04 - Juan Mendez, 1st
 2003-04 - Tremmell Darden, 2nd
 2003-04 - James Reaves, 3rd
 2003-04 - David Brooks, 3rd
 2002-03 - Juan Mendez, 1st
 2002-03 - Tremmell Darden, 2nd
 2001-02 - Daryl Greene, 1st
 2001-02 - Tremmell Darden, 3rd
 2001-02 - James Reaves, 3rd
 2000-01 - Demond Stewart, 1st
 2000-01 - Michael Schmidt, 3rd
 1999-00 - Demond Stewart, 2nd
 1999-00 - Daryl Greene, 2nd
 1998-99 - Alvin Young, 1st
 1998-99 - Jerimiah Johnson, 2nd
 1997-98 - Jermaine Young, 2nd
 1997-98 - Alvin Young, 3rd
 1996-97 - Chris Watson, 2nd
 1995-96 - Chris Watson, 1st
 1994-95 - Chris Watson, 2nd
 1992-93 - Brian Clifford, 1st
 1992-93 - Rob Robinson, 2nd

1991-92 - Brian Clifford, 1st
 1990-91 - Brian Clifford, 2nd
 1989-90 - Patrick Jones, 1st

MAAC All-Rookie Team

2023-24 - Ahmad Henderson
 2014-15 - Dominique Reid
 2012-13 - T.J. Cline
 2011-12 - Juan'ya Green, Antoine Mason
 2010-11 - Marvin Jordan
 2007-08 - Anthony Nelson
 2006-07 - Tyrone Lewis

MAAC All-Tournament Team

2023 - Noah Thomasson
 2020 - Raheem Solomon
 2013 - Antoine Mason
 2009 - Tyrone Lewis
 2009 - Bilal Benn
 2007 - Tyrone Lewis, freshman - MVP
 2007 - Lorenzo Miles, senior
 2007 - Clif Brown, senior
 2005 - Juan Mendez, senior - MVP
 2005 - Alvin Cruz, senior
 2005 - David Brooks, senior
 2004 - Tremmell Darden, senior
 2004 - Juan Mendez, junior
 2003 - Juan Mendez, sophomore
 2002 - Daryl Greene, senior
 2002 - James Reaves, sophomore
 2000 - Daryl Greene, sophomore
 1999 - Alvin Young, senior
 1997 - Chris Watson, senior
 1996 - Chris Watson, junior
 1993 - Brian Clifford, senior
 1993 - Rob Robinson, senior

All-NAC

1988-89 - Patrick Jones, 1st
 1984-85 - Joe Arlauckas, 2nd
 1986-87 - Joe Arlauckas, 2nd
 1985-86 - Joe Arlauckas, 2nd

ECAC Player of the Year

1968-69 - Calvin Murphy

ECAC All-Stars

1968-69 - Calvin Murphy

Tournament Records

Metro Atlantic Athletic Conference Tournament Results

30 Appearances ~ 24-28

YEAR	OPPONENT	ROUND	SITE	RESULT	SCORE
1990	Fairfield	First	Albany, N.Y.	L	66-63 ot
1991	Saint Peter's	Quarters	Albany, N.Y.	L	81-59
1992	Siena	Quarters	Albany, N.Y.	L	83-57
1993	Saint Peter's	Quarters	Albany, N.Y.	W	84-60
	Canisius	Semifinals	Albany, N.Y.	W	64-59
	Manhattan	Finals	Albany, N.Y.	L	68-67
1994	Canisius	Quarters	Albany, N.Y.	L	59-45
1995	Manhattan	Quarters	Albany, N.Y.	L	83-60
1996	Manhattan	Quarters	Albany, N.Y.	W	62-60
	Fairfield	Semifinals	Albany, N.Y.	L	70-47
1997	Loyola	Quarters	Buffalo, N.Y.	W	53-43
	Canisius	Semifinals	Buffalo, N.Y.	L	78-59
1998	Loyola	Quarters	Albany, N.Y.	L	85-80 ot
1999	Loyola	Quarters	Buffalo, N.Y.	W	78-77
	Saint Peter's	Semifinals	Buffalo, N.Y.	L	78-70
2000	Marist	Quarters	Albany, N.Y.	W	83-65
	Siena	Semifinals	Albany, N.Y.	L	90-88
2001	Canisius	Quarters	Buffalo, N.Y.	L	72-70
2002	Iona	Quarters	Albany, N.Y.	W	89-83
	Canisius	Semifinals	Albany, N.Y.	W	70-60
	Siena	Finals	Albany, N.Y.	L	92-77
2003	Iona	Quarters	Trenton, N.J.	W	81-75
	Manhattan	Semifinals	Trenton, N.J.	L	82-81 2ot
2004	Iona	Quarters	Albany, N.Y.	W	106-92 ot
	Siena	Semifinals	Albany, N.Y.	W	79-74
	Manhattan	Finals	Albany, N.Y.	L	62-61
2005	Iona	Semifinals	Buffalo, N.Y.	W	69-66
	Rider	Finals	Buffalo, N.Y.	W	81-59
2006	Fairfield	Quarters	Albany, N.Y.	W	84-77
	Iona	Semifinals	Albany, N.Y.	L	80-54
2007	Rider	Quarters	Bridgeport, Conn.	W	77-52
	Loyola	Semifinals	Bridgeport, Conn.	W	89-79
	Siena	Finals	Bridgeport, Conn.	W	83-79
2008	Marist	Quarters	Albany, N.Y.	L	66-62
2009	Marist	Quarters	Albany, N.Y.	W	79-50
	Rider	Semifinals	Albany, N.Y.	W	93-89 2ot
	Siena	Finals	Albany, N.Y.	L	77-70
2010	Iona	Quarterfinals	Albany, N.Y.	W	68-64
	Fairfield	Semifinals	Albany, N.Y.	L	69-63
2011	Marist	First	Albany, N.Y.	L	73-61
2012	Canisius	First	Springfield, Mass.	W	80-70
	Marist	Quarterfinals	Springfield, Mass.	L	86-73
2013	Siena	Quarterfinals	Springfield, Mass.	W	74-62
	Iona	Semifinals	Springfield, Mass.	L	79-73
2014	Marist	First	Springfield, Mass.	W	78-76
	Quinnipiac	Quarterfinals	Springfield, Mass.	L	89-80
2015	Siena	First	Albany, N.Y.	L	71-54
2016	Canisius	First	Albany, N.Y.	L	102-97(3OT)
2017	Quinnipiac	First	Albany, NY	W	88-69
	Monmouth	Quarterfinals	Albany, NY	L	84-59
2018	Fairfield	Quarterfinals	Albany, NY	L	90-77
2019	Monmouth	First	Albany, NY	L	76-72
2020	Marist	First	Atlantic City, NJ	W	56-54
2021	Marist	First	Atlantic City, NJ	W	67-62
	Iona	Quarterfinals	Atlantic City, NJ	L	70-64
2022	Monmouth	First	Atlantic City, NJ	L	61-58
2023	Siena	Quarterfinals	Atlantic City, NJ	W	71-65
	Iona	Semifinals	Atlantic City, NJ	L	59-71
2024	Siena	First	Atlantic City, NJ	W	67-65
	Marist	Quarterfinals	Atlantic City, NJ	L	59-65

Postseason Appearances

NCAA Tournament

Appearances (3)

1969,2005,2007

Tournament Record By Round

Opening Round1-0

First Round.....1-2

Regional Semis0-1

Consolation.....0-1

Total2-4

NIT Tournament

Appearances (14)

1950,1953,1954,1955,1956,1958,1961,1972,1976,

1987,1993,2004,2009,2013

Tournament Record By Round

Opening Round1-0

First Round.....4-9

Quarterfinal2-4

Semifinal.....2-0

Championship0-1

Total9-14

CollegeInsider.Com

Tournament Appearances (1)

2018

Tournament Record By Round

Opening Round0-1

Opponents

NCAA

Florida A&M1-0

Kansas0-1

N.C. State0-1

Oklahoma0-1

Pennsylvania1-0

Villanova.....0-1

NIT

Boston College0-1

BYU1-0

Cincinnati0-1

Dayton1-0

Duquesne.....0-1

Kentucky.....0-1

Lafayette.....1-0

La Salle0-1

Maryland.....0-2

Nebraska.....0-1

Princeton1-0

Providence0-1

Rhode Island0-1

Saint Francis (N.Y.).....0-1

St. John's1-0

Seton Hall1-1

Texas El-Paso1-0

Troy State1-0

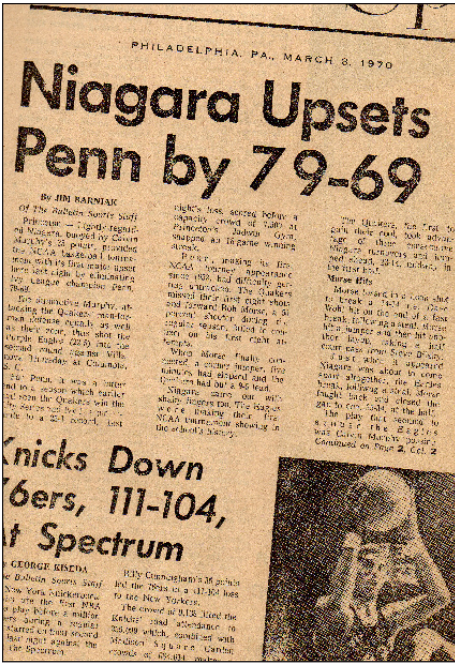
Western Kentucky.....1-1

Xavier.....0-1

CIT

Eastern Michigan.....0-1

NCAA Tournament Games



1970 Newspaper Clipping



Calvin Murphy & Frank Layden

1970
 Niagara 79, Pennsylvania 69 Princeton, N.J.
 Villanova 98, Niagara 73 Columbia, S.C.
 N.C. State 108, Niagara 88 Columbia, S.C.

The 1969-70 Purple Eagles finished the season 22-7 and made the school's first NCAA appearance.

Behind All-American Calvin Murphy's 35 points, Niagara advanced to the East Region semifinals with a 79-69 victory over Pennsylvania in the first round. The Frank Layden-led team then suffered a 98-73 loss to Villanova in the semifinals.

Niagara finished fourth in the region after dropping a 108-88 game to North Carolina State in the consolation game.

Niagara vs Pennsylvania 3/7/70 at Princeton, N.J. (Jadwin Gym) NCAA East Regional

VISITORS: Niagara						
Name	FG-A	FT-A	Reb	PF	TP	
Calvin Murphy	13-24	9-10	5	3	35	
Steve Schafer	3-8	1-3	6	5	7	
Bob Churchwell	6-12	2-3	14	4	14	
Mike Samuel	4-8	1-1	3	1	9	
Marshall Wingate	2-3	1-4	4	1	5	
Mike Brown	0-1	6-7	4	2	6	
Wayne Jones	1-3	1-2	5	2	3	
Totals	29-59	21-30	41	18	79	

HOME: Pennsylvania						
Name	FG-A	FT-A	Reb	PF	TP	
Wohl	5-15	1-1	5	5	11	
Bilsky	7-16	8-9	2	4	22	
Calhoun	5-17	5-7	13	3	15	
Morse	5-18	0-0	2	1	10	
Wolf	1-7	1-4	10	4	3	
Murphy	0-0	0-0	0	1	0	
Robbins	0-0	1-3	3	2	1	
Koller	0-2	0-0	1	0	0	
Cotler	3-5	1-1	2	1	7	
Totals	26-80	17-25	38	21	69	

Niagara vs Villanova 3/12/70 at Columbia, S.C. (Carolina Coliseum) NCAA East Regional Semifinals

VISITORS: Niagara						
Name	FG-A	FT-A	Reb	PF	TP	
Marshall Wingate	3-9	5-7	7	0	11	
Mike Brown	3-6	1-2	1	3	7	
Calvin Murphy	8-22	2-3	7	4	18	
Steve Schafer	3-9	0-0	7	2	6	
Mike Samuel	1-5	0-0	2	1	2	
Wayne Jones	7-19	3-3	8	3	17	
Bob Churchwell	2-9	6-6	4	3	10	
Peter Aiello	0-0	0-0	0	0	0	
Joe Adomanis	1-1	0-0	0	0	2	
Orlander Harrison	0-0	0-0	0	0	0	
Paul Thornton	0-0	0-0	0	0	0	
Totals	28-80	17-21	36	16	73	

HOME: Villanova						
Name	FG-A	FT-A	Reb	PF	TP	
Fran O'Hanlon	5-11	4-4	7	4	14	
Sammy Sims	8-15	3-5	14	1	19	
Chris Ford	3-8	5-8	2	4	11	
Clarence Smith	6-9	1-1	12	1	13	
Howard Porter	13-22	3-3	18	3	29	
Bob Gohl	1-1	0-3	1	0	2	
John Fox	1-3	0-0	2	0	2	
Joe McDowell	1-1	0-0	0	1	2	
Mike Daly	1-1	0-0	0	1	2	
Leon Wojnowski	0-1	0-0	0	0	0	
Totals	41-78	16-24	57	16	98	

Niagara vs N.C. State 3/13/70 at Columbia, S.C. (Carolina Coliseum) NCAA East Regional Semifinals

VISITORS: Niagara						
Name	FG-A	FT-A	Reb	PF	TP	
Steve Schafer	3-6	1-3	5	4	7	
Wayne Jones	10-20	0-1	12	1	20	
Bob Churchwell	1-12	0-0	10	5	2	
Mike Brown	7-14	5-5	4	5	19	
Calvin Murphy	13-26	9-9	7	5	35	
Marshall Wingate	1-2	3-3	4	3	5	
Mike Samuel	0-2	0-0	0	0	0	
Orlander Harrison	0-0	0-0	1	0	0	
Paul Thornton	0-1	0-0	0	3	0	
Joe Adomanis	0-0	0-0	0	0	0	
Totals	35-83	18-21	43	26	88	

HOME: N.C. State						
Name	FG-A	FT-A	Reb	PF	TP	
Vann Williford	11-24	14-16	11	1	36	
Rick Anheuser	12-15	4-6	10	2	28	
Paul Coder	10-20	4-8	13	2	24	
Joe Dunning	2-3	2-4	7	3	6	
Ed Leftwich	4-8	2-3	2	4	10	
Al Heartley	1-5	2-4	6	2	4	
Jim Risinger	0-1	0-0	1	1	0	
Totals	40-76	28-41	50	15	108	



NCAA Tournament Results

Three Appearances ~ 2-4

YEAR	DATE	REGION	ROUND	SITE	OPPONENT	RESULT	SCORE
1970	March 7	East	Quarterfinals	Princeton, N.J.	Pennsylvania	W	79-69
	March 12	East	Regional	Columbia, S.C.	Villanova	L	93-73
	March 13	East	Consolation	Columbia, S.C.	N.C. State	L	108-88
2005	March 17	Austin	First Round	Tucson, Ariz.	Oklahoma	L	84-67
2007	March 13	--	Opening	Dayton, Ohio	Florida A&M	W	77-69
	March 16	West	First Round	Chicago, Ill.	Kansas	L	107-67

NCAA Tournament Games

2005

Oklahoma 84, Niagara 67 Tucson, Ariz.

Niagara made its long-awaited second trip to the NCAA Tournament when it was named the No. 14 seed in the Austin Region.

As the underdog against No. 3 seed Oklahoma, Niagara hung tough in the first half, using a late 12-2 run to trail 37-34 at halftime. The Purple Eagles came within one point, 44-43, early in the second stanza, but the Sooners went on a 12-2 run of their own putting the game out of reach.

Niagara vs Oklahoma 3/17/05 at Tucson, Ariz. (McKale Center) NCAA Austin Region

VISITORS: Niagara																		
No.	NAME	FG	3FG	FT	RB	PF	TP	A	MIN									
13	J. Duffey	f	3-11	1-5	0-1	1-3-4	4	7	1	31								
43	J. Mendez	f	6-20	1-6	9-10	2-13-15	1	22	1	38								
1	L. Miles	g	5-11	1-5	1-1	1-4-5	4	12	6	38								
10	A. Cruz	g	2-8	1-6	2-2	0-3-3	5	7	3	32								
32	D. Brooks	g	7-14	2-6	0-0	2-0-2	2	16	0	37								
2	S. Hodge	g	0-1	0-0	0-0	0-0-0	0	0	0	1								
12	J. Mathis	g	1-2	0-0	1-1	0-1-1	0	3	0	13								
20	B. Durosier	g	0-1	0-0	0-0	0-0-0	0	0	1	10								
Team											5-27							
TOTALS											24-68	6-28	13-15	11-26-37	16	67	12	200

	1st Half	2nd Half	Game
Field Goals	43.3	28.9	35.3
Three-Point FG	28.6	14.3	21.4
Free Throws	80.0	90.0	86.7
Deadball Rebounds	1	0	1

HOME: Oklahoma																		
No.	NAME	FG	3FG	FT	RB	PF	TP	A	MIN									
21	T. Gray	f	6-11	0-0	1-1	4-9-13	3	13	3	21								
34	K. Bookout	f	5-9	0-0	2-2	3-7-10	1	12	0	35								
3	D. Lavender	g	6-14	0-2	5-6	0-2-2	1	17	3	31								
4	D. Goldboldg	g	5-12	1-2	1-2	1-2-3	2	12	3	25								
20	T. Everett	g	2-10	0-1	2-2	2-8-10	4	6	6	39								
1	L. McKenzie	g	4-7	2-5	2-2	1-1-2	0	12	0	13								
2	J. Williams	g	0-3	0-3	0-0	0-1-1	0	0	0	11								
11	K. Sampson	g	1-1	0-0	0-0	0-1-1	0	2	0	1								
30	L. Longar	g	0-0	0-0	0-0	0-0-0	1	0	0	4								
32	J. Gilbert	g	5-7	0-0	0-0	3-1-4	2	10	1	20								
Team											0-2-2							
TOTALS											34-74	3-13	13-15	14-34-48	14	84	16	200

	1st Half	2nd Half	Game
Field Goals	42.5	50.0	45.9
Three-Point FG	28.6	16.7	23.1
Free Throws	100.0	85.7	86.7
Deadball Rebounds	2	0	2

Halftime Score - Oklahoma 37, Niagara 34; Turnovers - Niagara 16 (Cruz 7), Oklahoma 14 (Everett 4, Gray 4); Blocks - Niagara 2 (Mendez 2), Oklahoma 3 (Bookout, Everett, Gilbert); Steals - Niagara 8 (Mendez 2, Brooks 2, Mathis 2), Oklahoma 9 (Bookout 3, Lavender 3); Fouled Out - Cruz; Technical - none; Attendance: 13,751; Officials - Tony Greene, Bruce Benedict, Steve Morris.



Juan Mendez vs. Oklahoma



Lorenzo Miles & Tyrone Lewis

2007

Niagara 77, Florida A&M 69 Dayton, Ohio
Kansas 107, Niagara 67 Chicago, Ill.

Niagara reached the NCAA Tournament for the second time in three seasons, and defeated Florida A&M in the opening round, 77-69. Senior Cliff Brown buried six three-pointers en route to a game-high 32 points.

With the victory, Niagara advanced to play the No. 1 team in the nation, the Kansas Jayhawks. The Purple Eagles could not pull off the upset, falling 107-67 in the first round of the tournament.

Niagara vs Florida A&M at Dayton, Ohio NCAA Opening Round Game

VISITORS: Niagara																		
No.	NAME	FG	3FG	FT	RB	PF	TP	A	MIN									
13	J. Duffey	f	2-7	0-4	2-4	3-3-6	2	6	2	31								
33	C. Brown	f	10-18	6-11	6-8	3-4-7	3	32	0	37								
24	C. Fisher	f	5-11	1-2	2-2	2-6-8	4	13	1	28								
1	L. Miles	g	3-14	0-5	6-6	3-3-6	1	12	2	38								
34	R. Brooks	g	0-1	0-0	2-2	0-1-1	0	0	0	6								
2	S. Hodge	g	0-1	0-1	2-2	1-3-4	2	2	3	28								
15	B. Egemonye	g	0-0	0-0	0-0	0-1-1	1	0	0	3								
20	T. Lewis	g	4-10	1-4	3-4	3-3-6	4	12	2	29								
Team											2-1-3							
TOTALS											24-62	8-27	21-28	17-25-42	17	77	10	200

	1st Half	2nd Half	Game
Field Goals	35.3	42.9	38.7
Three-Point FG	25.0	36.4	29.6
Free Throws	77.8	73.7	75.0
Deadball Rebounds	0	1	1

HOME: Florida A&M																		
No.	NAME	FG	3FG	FT	RB	PF	TP	A	MIN									
4	D. Glover	f	7-14	0-0	1-3	1-3-4	1	15	2	34								
23	B. Greene	f	3-9	1-4	3-4	2-7-9	4	10	3	28								
32	R. Sanders	c	5-6	0-0	0-1	3-5-8	4	10	0	31								
5	E. Maul	g	2-4	0-1	2-2	0-0-0	2	6	4	19								
11	L. Robinson	g	4-9	2-5	0-0	1-2-3	3	10	0	29								
1	J. Mason	g	2-4	0-2	0-2	1-1-2	2	4	0	8								
3	L. Twitty	g	0-6	0-3	0-0	2-4-6	5	0	1	16								
14	V. Mondaros	g	1-1	1-1	0-0	0-0-0	0	3	0	1								
24	J. Ballard	g	3-7	0-1	1-6	0-3-3	2	7	2	21								
33	A. Adkins	g	2-4	0-0	0-0	3-0-3	3	4	1	13								
Team											2-2-4							
TOTALS											29-64	4-17	7-18	15-27-42	26	69	13	200

	1st Half	2nd Half	Game
Field Goals	37.1	55.2	45.3
Three-Point FG	18.2	33.3	23.5
Free Throws	50.0	33.3	38.9
Deadball Rebounds	3	3	6

Halftime Score - Niagara 35, Florida A&M 31; Turnovers - Niagara 11 (Fisher 4), Florida A&M 13 (Sanders 5); Blocks - Niagara 2 (Egemonye, Lewis) Florida A&M 3 (Greene 2); Steals - Niagara 5 (Miles 2) Florida A&M 6 (Greene 3); Fouled Out - Twitty; Technical - none; Attendance: 8,257; Officials - Frank Scagliotta, Mike Eades, Mike Nance.

Niagara vs Kansas at Chicago, Ill. (United Center) NCAA West Region

VISITORS: Niagara																		
No.	NAME	FG	3FG	FT	RB	PF	TP	A	MIN									
13	J. Duffey	f	2-8	0-1	3-4	2-4-6	2	7	0	25								
33	C. Brown	f	3-10	2-5	4-7	1-8-9	2	12	1	31								
24	C. Fisher	f	5-16	0-5	7-8	3-3-6	1	17	0	34								
1	L. Miles	g	4-12	0-5	5-8	1-4-5	4	13	3	31								
34	R. Brooks	g	0-0	0-0	0-0	0-0-0	0	0	0	7								
2	S. Hodge	g	0-1	0-0	2-3	0-2-2	3	2	1	17								
5	A. Patterson	g	0-1	0-0	0-0	0-0-0	3	0	1	7								
15	B. Egemonye	g	0-3	0-0	0-0	1-1-2	1	0	0	11								
20	T. Lewis	g	5-13	0-3	2-3	3-1-4	1	12	3	35								
35	G. Noel	g	2-2	0-0	0-1	0-0-0	0	4	0	2								
Team											5-4-9							
TOTALS											21-66	2-19	23-34	16-27-43	17	67	9	200

	1st Half	2nd Half	Game
Field Goals	32.3	31.4	31.8
Three-Point FG	20.0	0.0	10.5
Free Throws	62.5	69.2	67.6
Deadball Rebounds	0	3	3

HOME: Kansas																		
No.	NAME	FG	3FG	FT	RB	PF	TP	A	MIN									
30	J. Wright	f	4-11	0-1	2-3	5-5-10	4	10	0	23								
24	S. Kaun	c	1-4	0-0	0-2	0-3-3	2	2	0	13								
15	M. Chalmers	g	8-9	3-4	0-0	0-0-0	3	19	2	21								
25	B. Rush	g	4-6	1-1	0-0	0-5-5	0	9	6	28								
3	R. Robinson	g	6-11	3-5	1-2	1-3-4	2	16	8	25								
00	D. Arthur	g	5-8	0-0	2-4	4-4-8	2	12	1	17								
4	S. Collins	g	4-9	2-3	5-6	0-1-1	0	15	6	20								
5	R. Stewart	g	1-1	0-0	1-1	0-2-2	3	3	4	9								
10	J. Case	g	3-5	3-5	0-0	0-2-2	3	9	1	9								
11	B. Bechard	g	0-1	0-1	0-2	0-1-1	1	0	0	4								
12	B. Morningstar	g	2-4	1-2	0-0	0-0-0	0	5	0	7								
32	D. Jackson	g	2-5	0-0	0-2	2-7-9	3	4	0	16								
40	B. Witherspoon	g	0-0	0-0	1-2	0-2-2	1	1	1	3								
54	M. Kleinmann	g	0-0	0-0	2-2	0-1-1	2	2	0	5								
Team											1-1-2							
TOTALS											40-74	13-22	14-26	13-37-50	26	107	29	200

	1st Half	2nd Half	Game
Field Goals	51.3	57.1	54.1
Three-Point FG	50.0	66.7	59.1
Free Throws	58.3	50.0	53.8
Deadball Rebounds	3	3	6

Halftime Score - Kansas 52, Niagara 27; Turnovers - Niagara 21 (Fisher 4, Miles 4), Kansas 12 (Wright 3, Arthur 3); Blocks - Niagara 1 (Lewis), Kansas 7 (Kaun 3, Arthur 3); Steals - Niagara 12 (Lewis 4), Kansas 14 (Robinson 5); Fouled Out - none; Technical - none; Attendance: 19,274; Officials - Donnee Gray, Bob Scofield, Chris Rastatter.

Individual: Single Game

Points: 35 (twice), Calvin Murphy, 1970
 Field Goals: 13, Calvin Murphy vs. N.C. State 1970
 Field Goal Attempts: 26, Calvin Murphy vs. N.C. State 1970
 Highest Field Goal Percentage: .541, (13-24) Calvin Murphy vs. Penn 1970
 Three-Point Field Goals: 6, (6-11) Clif Brown vs. Florida A&M, 3/13/07
 Three-Point Field Goal Attempts: 11, Clif Brown vs. Florida A&M, 3/13/07
 Three-Point Field Goal Percentage: .545, Clif Brown vs. Florida A&M, 3/13/07
 Free Throws: 9, Calvin Murphy twice, 1970; 9, Juan Mendez, 2005
 Free Throw Attempts: 10 (twice) Calvin Murphy 1970; 10, Juan Mendez 2005
 Free Throw Percentage: .900 (twice) Calvin Murphy 1970; .900, Juan Mendez 2005
 Rebounds: 15, Juan Mendez vs. Oklahoma, 3/17/05
 Assists: 6, Lorenzo Miles vs. Oklahoma, 3/17/05
 Turnovers: 7, Alvin Cruz vs. Oklahoma, 3/17/05
 Blocked Shots: 2, Juan Mendez vs. Oklahoma, 3/17/05
 Steals: 4, Tyrone Lewis vs. Kansas, 3/16/07
 Minutes Played: 38, Juan Mendez, 2005; 38, Lorenzo Miles, 2005, 38, Lorenzo Miles, 2007

Team: Single Game

Points: 88, (108-88) vs. N.C. State, 1970
 Fewest Points: 67 (84-67) vs. Oklahoma, 3/17/05, (104-67) vs. Kansas, 3/16/07
 Most Field Goals: 35 vs. North Carolina State, 1970
 Fewest Field Goals: 21, vs. Kansas, 3/16/07
 Highest Field Goal Percentage: .491 vs. Pennsylvania, 1970
 Lowest Field Goal Percentage: .318 vs. Kansas, 3/16/07
 Highest Field Goal Percentage in a Half: .433 vs. Oklahoma, 3/17/05
 Lowest Field Goal Percentage Half: .314 vs. Kansas, 3/16/07
 Most Three-Point Field Goals: 8 vs. Florida A&M, 3/13/07
 Most Three-Point Attempts: 28 vs. Oklahoma, 3/17/05
 Fewest Three-Point Attempts: 19 vs. Kansas, 3/13/07
 Highest Three-Point Field Goal Percentage: .296 vs. Florida A&M, 3/13/07
 Lowest Three-Point Field Goal Percentage: .105 vs. Kansas, 3/17/07
 Most Free Throws: 23 vs. Kansas, 3/16/07
 Fewest Free Throws: 13 vs. Oklahoma, 3/17/05
 Most Free Throw Attempts: 34 vs. Kansas, 3/16/07
 Fewest Free Throw Attempts: 15 vs. Oklahoma, 3/17/05

Highest Free Throw Percentage: .866 vs. Oklahoma, 3/17/05
 Lowest Free Throw Percentage: .491 vs. Pennsylvania, 1970
 Most Rebounds: 43 vs. North Carolina State, 1970; vs. Kansas, 3/16/07
 Fewest Rebounds: 36 vs. Villanova, 1970
 Most Assists: 12 vs. Oklahoma, 3/17/05
 Fewest Assists: 9 vs. Kansas, 3/16/07
 Most Turnovers: 21 vs. Kansas, 3/16/07
 Fewest Turnovers: 11 vs. Florida A&M, 3/13/07
 Most Blocked Shots: 2 vs. Oklahoma, 3/17/05; vs. Florida A&M, 3/13/07
 Fewest Blocked Shots: 1 vs. Kansas, 3/16/07
 Most Steals: 12 vs. Kansas, 3/16/07
 Fewest Steals: 5 vs. Florida A&M, 3/13/07
 Most Personal Fouls: 26 vs. North Carolina State, 1970
 Fewest Personal Fouls: 16, two times
 Most DQs: 0, multiple times
 Margin of Victory: 10 (79-69) vs. Pennsylvania, 1970
 Margin of Defeat: 40 (107-67) vs. Kansas, 3/16/07
 Highest Rebound Margin: 0, multiple times
 Lowest Rebound Margin: -21 vs. Villanova, 1970

Individual: Career

Games Played: 7, three player,
 Games Started: 7, three player,
 Points: 88 (3g), Calvin Murphy
 Highest Scoring Average: 29.3 (3g) Calvin Murphy
 Field Goals: 34 (3g) Calvin Murphy
 Field Goal Attempts: 72 (3g) Calvin Murphy
 Field Goal Percentage: .472 (3g) Calvin Murphy
 Three-Point Field Goals: 8, Clif Brown
 Three-Point Attempts: 16, Clif Brown
 Three-Point Field Goal Percentage: .500, Clif Brown
 Free Throws: 20 (3g) Calvin Murphy
 Free Throw Attempts: 22 (3g) Calvin Murphy
 Free Throw Percentage: .909 (3g) Calvin Murphy
 Rebounds: 28 (3g) Bob Churchwell
 Rebound Average: 15.0, Juan Mendez
 Assists: 11, Lorenzo Miles
 Turnovers: 7, Alvin Cruz
 Blocked Shots: 2, Juan Mendez
 Steals: 2, Juan Mendez, 2005; 2, David Brooks, 2005; 2, James Mathis
 Personal Fouls: 14 (3g) Calvin Murphy



Alvin Cruz, 2001-05

All-Time Against

Opponent	W-L	First Mtg.	Opponent	W-L	First Mtg.	King's College	2-0	1976-77	Oklahoma City	2-0	1950-51	Santa Clara	1-0	2007-08
Air Force	0-2	1987-88	Cornell	22-27	1908-09	Lafayette	2-3	1923-24	Old Dominion	0-2	1977-78	Scranton	17-1	1942-43
Akron	3-6	1940-41	Crescent AC	3-4	1909-10	Opponent	W-L	First Mtg.	Opponent	W-L	First Mtg.	Opponent	W-L	First Mtg.
Albany	5-4	1999-00	C.W. Post	1-0	1980-81	Lakewood	1-0	1906-07	Olympic AC	1-0	1911-12	Seton Hall	11-16	1909-10
Albany Law	4-1	1921-22	Danbury	1-0	1914-15	La Salle	17-30	1933-34	Oregon	0-1	1946-47	Siena	55-58	1938-39
Albany Pharmacy	1-0	1929-30	Dartmouth	1-0	1991-92	Lawrence Tech.	7-2	1940-41	Oregon State	0-1	2012-13	SIUE	1-0	2021-22
Albany State	7-1	1916-17	Davis & Elkins	0-1	1924-25	Lehigh	2-1	1915-16	Oswego Herkimers	0-2	1911-12	USC	1-2	1947-48
Albion	0-1	1945-46	Davidson	1-1	2013-14	Le Moyne	7-0	1950-51	Oswego State	2-0	1945-46	South Carolina	0-4	1971-72
Albright	1-0	1910-11	Dayton	7-5	1948-49	Liberty	1-1	2006-07	Pacific	0-1	1974-75	Opponent	W-L	First Mtg.
Alfred	22-7	1924-25	Dean Academy	1-0	1910-11	LIU Brooklyn	1-1	2015-16	Panzer	1-0	1952-53	USC Upstate	0-1	2013-14
Allegheny	2-2	1914-15	Denver	3-0	1948-49	Lockport	1-0	1905-06	Pastime	2-0	1911-12	South Dakota St.	0-1	2011-12
American	3-1	1993-94	De Paul	7-16	1931-32	Long Island	8-5	1935-36	Penn State	2-2	1961-62	South Florida	1-1	1983-84
Appalachian State	4-0	1996-97	Delaware	0-1	2006-07	Louisiana State	0-1	1976-77	Pennsylvania	3-2	1969-70	Southern Illinois	1-0	1961-62
Arkansas State	0-2	2013-14	DeSales	1-0	1940-41	Louisville	0-1	1966-67	Penn Yan	0-1	1917-18	So. Methodist	1-1	1948-49
Army West Point	9-7	1970-71	Detroit	4-4	1911-12	Loyola-Chicago (Ill.)	0-2	1936-37	Perpetual Help	1-0	1914-15	Springfield	3-0	1938-39
Arizona	1-0	1953-54	Drake	1-0	1970-71	Loyola (Md.)	35-18	1955-56	Pittsburgh	3-2	1912-13	Stephen F. Austin	0-1	2019-20
Arizona St.	1-0	1951-52	Drexel	7-7	1980-81	Loyola Marymount	1-1	1952-53	Potsdam	1-1	1912-13	Stetson	1-1	1981-82
Ashland	0-1	1929-30	Duquesne	7-13	1917-18	Maine	11-4	1981-82	Pratt	0-1	1916-17	Steward AFB	1-0	1959-60
Assumption	8-1	1935-36	D'Youville	1-0	2022-23	Manhattan	37-60	1909-10	Princeton	1-1	1971-72	Syracuse	28-56	1909-10
Auburn	0-1	2009-10	Eastern Michigan	2-2	1970-71	Marietta	1-1	1938-39	Providence	4-21	1959-60	Temple	0-3	1935-36
Austin Peay	0-1	2009-10	Ellicottville	1-0	1911-12	Marquette	0-3	1937-38	Purdue	0-1	1994-95	Tennessee	2-1	1969-70
Baldwin Wallace	2-0	1942-43	Elmira	1-0	1983-84	Marist	33-29	1987-88	Purdue Fort Wayne	0-1	2019-20	Texas	0-1	1999-00
Baltimore	1-0	1909-10	Erie - St. M.	0-1	1921-22	Marshall	0-2	2000-01	Quantico	4-1	1948-49	Texas A&M	1-0	1949-50
Bellarmine	1-0	1961-62	Erie YMCA	0-1	1917-18	Maryland	0-3	1971-72	Queen's	1-0	1938-39	Texas Arlington	0-1	2017-18
Belmont Abbey	2-0	1960-61	Fairfield	49-37	1965-66	Md.-Eastern Shore	1-1	1998-99	Quinnipiac	12-14	2010-11	Texas Christian	1-0	1984-85
Binghamton	2-2	2004-05	Fairleigh Dickinson	1-3	1976-77	Massachusetts	1-7	1973-74	Radford	0-1	1998-99	Texas El-Paso	1-0	1971-72
Boston College	0-1	1992-93	Florida A&M	2-0	1998-99	Mass. Tech.	1-0	1909-10	Regis	1-0	1956-57	Texas-Pan Am	0-1	2001-02
Boston University	6-17	1979-80	Florida Southern	3-0	1957-58	McMaster	1-0	1934-35	R.P.I.	5-2	1913-14	Thiel	2-0	1921-22
Bowling Green	6-3	1951-52	Fordham	7-6	1930-31	Mechanical Inst.	3-0	1921-22	Rhode Island	0-1	2008-09	Thomas Moore	2-1	1969-70
Bradley	0-1	1950-51	Ft. Niagara	5-1	1917-18	Medina	1-0	1910-11	Rice	2-1	1948-49	Toledo	6-4	1948-49
Brigham Young	2-6	1947-48	Fredonia Normal	1-0	1939-40	Mercer	0-1	2011-12	Richmond	0-2	1978-79	Tonawanda	0-1	1909-10
Brockport Nor.	2-1	1907-08	Fredonia State	3-0	1928-29	Mexico	1-0	1953-54	Rider	26-32	1991-92	Toronto	23-1	1926-27
Brockport State	6-0	1952-53	Furman	0-2	1972-73	Miami	0-1	1964-65	Robert Morris	1-3	1989-90	Towson	0-1	2007-08
Brooklyn College	2-0	1949-50	Gannon	11-4	1944-45	Minnesota	1-2	1970-71	Rochester	12-11	1908-09	Troy State	1-1	2003-04
Brooklyn K of C	2-2	1930-31	Geneva	2-0	1921-22	Missouri	0-1	2011-12	Rochester AC	1-0	1911-12	Tulsa	1-1	1957-58
Brooklyn PT	2-3	1908-09	George Mason	2-3	1981-82	Monmouth	7-14	2008-09	Rochester Cent.	1-0	1910-11	Tuscarora	11-0	1918-19
Brown	3-3	1975-76	Georgetown	4-3	1946-47	Montana State	1-0	1946-47	Rochester K of C	2-0	1917-18	UCLA	0-1	1954-55
Bryant	0-1	2019-20	George Washington	0-1	1973-74	Morehead State	2-0	1956-57	Rochester M.I.	3-0	1923-24	UMBC	1-1	2010-11
Bucknell	5-6	1982-83	Georgia	1-0	1946-47	Morgan State	1-0	2007-08	Rochester Opt.	8-0	1921-22	Union	0-1	1921-22
Buffalo	57-34	1905-06	Georgia Tech	0-1	2010-11	Mount St. Mary's	4-2	2009-10	Rochester Royals	0-1	1951-52	Upsala	1-0	1979-80
Buffalo Ariels	0-1	1906-07	Gettysburg	1-0	1912-13	Nebraska	0-2	1937-38	Rochester YMCA	4-0	1909-10	Utah	1-1	1981-82
Buffalo Climbers	1-0	1911-12	Gonzaga	1-0	1993-94	New Hampshire	14-5	1980-81	Rollins	1-0	1981-82	Utah State	0-1	1959-60
Buffalo CG	0-1	1944-45	Grambling State	0-1	2018-19	New Mexico State	1-0	2012-13	Rutgers	1-2	1960-70	Utica	1-1	1985-86
Buffalo Germans	6-1	1910-11	Grove City	1-0	1939-40	New York AC	1-0	1951-52	Sam Houston St.	1-0	2011-12	Utica K of C	1-0	1921-22
Buffalo Haydens	1-0	1911-12	Hamilton	1-0	1931-32	New York University	3-3	1908-09	St. Ann's	1-0	1911-12	Valparaiso	2-3	1967-68
Buffalo Lyceum	1-0	1917-18	Hampton	1-0	1995-96	Niagara	1-0	1919-20	St. Anselm's	1-0	1964-65	Vermont	16-4	1976-77
Buffalo Normal	3-0	1926-27	Hartford	7-8	1984-85	Niagara Alumni	1-0	1921-22	St. Bonaventure	71-90	1920-21	Villa Madonna	10-1	1957-58
Buffalo State	40-5	1929-30	Hawaii	0-1	2023-24	Niagara Falls HS	2-1	1907-08	St. Brigid's	5-3	1906-07	Villanova	10-18	1923-24
California (Pa.)	2-0	1977-78	Hawaii - Hilo	1-0	1994-95	N.F. Inception	1-0	1905-06	St. Francis Brooklyn	15-5	1921-22	Wagner	1-1	1957-58
Camp Dix	1-0	1917-18	Hobart	15-1	1909-10	N.F. Lyceum	1-0	1915-16	St. Francis (Pa.)	14-13	1921-22	Wake Forest	0-1	1972-73
Canisius	111-84	1905-06	Hofstra	4-2	1975-76	N.F. YMCA	2-1	1905-06	St. Ignatius	3-0	1915-16	Wayne	2-1	1940-41
Carnegie Mellon	1-0	1984-85	Holy Cross	7-8	1953-54	NJIT	0-2	2022-23	St. John Fisher	1-0	1983-84	Waynesburg	1-0	1941-42
Carten	0-0-1	1907-08	Holy Cross - Buff.	1-0	1921-22	Norfolk State	5-0	2009-10	St. John's	26-75	1908-09	Western Carolina	0-1	2013-14
Cathedral	1-0	1907-08	Houston	0-1	1979-80	North Carolina A&T	1-0	2015-16	St. John's C	1-0	1914-15	Western Kentucky	2-1	1949-50
Central Arkansas	1-0	2022-23	Howard	1-0	2009-10	North Carolina	0-1	1978-79	St. Joseph's (Pa.)	2-2	1965-66	Western Michigan	2-2	1981-82
Central Conn.	3-2	2001-02	Illinois State	2-0	2008-09	North Carolina State	0-1	1969-70	St. Lawrence	13-14	1912-13	Western Ontario	13-1	1934-35
Central Florida	1-2	2002-03	Indiana	0-2	1968-69	UNC-Wilmington	1-2	1986-87	St. Mary's (Mich.)	1-0	1939-40	West Virginia	3-3	1917-18
Central Michigan	3-1	2006-07	Inst. Club	1-0	1909-10	Northwestern State	1-1	2012-13	St. Mary's (Minn.)	1-0	1939-40	Winona	1-0	1907-08
Chicago State	1-0	1987-88	Iona	41-54	1948-49	Northeastern	7-17	1981-82	St. Mary's	1-0	1917-18	Winthrop	1-0	2001-02
Cincinnati	0-1	1954-55	Ithaca	1-1	1944-45	North Texas	0-2	1974-75	St. Michael's (Ont.)	2-0	1932-33	Wisc.-Milwaukee	1-1	2009-10
C.C.N.Y.	5-5	1916-17	Jacksonville	3-2	1974-75	Northern Illinois	0-2	1994-95	St. Michael's (Vt.)	1-0	1973-74	Wyoming	1-1	1961-62
Clarkson	22-6	1912-13	John Carroll	14-2	1924-25	Northern Iowa	0-1	1994-95	St. Monica	1-0	1914-15	Xavier	2-9	1955-56
Clemson	0-2	1972-73	John Marshall	1-1	1933-34	Notre Dame	0-4	1908-09	St. Thomas	0-1	2021-22	Yale	0-0	2003-04
Cleveland State	5-4	1977-78	Johnstown	2-0	1928-29	Oakdale	0-1	1906-07	St. Vincent's	1-0	1935-36	Youngstown State	8-7	1957-58
Colgate	35-15	1914-15	Kansas	0-2	1996-97	Oberlin	1-0	1928-29	St. Vincent's Lyc.	1-0	1912-13			
Columbia	0-1	1968-69	Kenilsworth	2-0	1921-22	Ohio University	2-2	1958-59	Saint Peter's	54-42	1936-37			
Connecticut	3-0	1955-56	Kent State	7-4	1956-57	Ohio State	0-1	2021-22	Sampson	3-0	1947-48			
Cook Academy	1-0	1908-09	Kentucky	0-1	1975-76	Oklahoma	0-1	2004-05	San Diego State	0-1	1989-90			
Coppin State	1-0	2001-02	Kenyon	1-0	1948-49	Oklahoma A&M	1-1	1941-42	San Francisco	0-4	1949-50			

All-Time Results

1905-06 (4-2)

Coach: Charles McGrath

Niagara FallsA.....W, 20-16
 Niagara Falls.....W, 31-17
 Niagara Falls.....L, 15-11
 Niagara Falls.....W, 22-14
 at Lockport.....L, 26-25
 Buffalo Club.....W, 20-12

1906-07 (5-5)

Coach: Jack Reed

Oakdale Club.....L, 16-10
 Lakewood.....W, 31-9
 Buffalo.....L, 36-9
 St. Brigid's Club.....W, 20-16
 St. Patrick's A.A.....W, 27-13
 Buffalo Ariels.....L, 29-17
 F26 Canisius.....W, 28-18
 St. Brigid's Club.....L, 18-17
 M2 at Canisius.....L, 29-17
 St. Brigid's Club.....W, 25-12

1907-08 (6-6-1)

Coach: Jack Reed

St. Brigid's A.A.....W, 38-6
 Carten College.....T, 22-22
 St. Brigid's A.A.....L, 24-17
 St. Brigid's A.A.....L, 28-13
 St. Bridget A.C.....L, 26-14
 St. Bridget A.C.....W, 20-19
 Brockport.....L, 28-18
 F26 Canisius.....L, 26-11
 Winona (Buffalo).....W, 14-10
 Brockport.....W, 26-16
 Niagara Falls H.S.....W, 19-18
 Niagara Falls H.S.....L, 25-15
 Niagara Falls H.S.....W, 22-21

1908-09 (2-7)

Coach: Bob Yates

Rochester.....L, 27-20
 Cook Academy.....W, 53-15
 Cornell.....L, 25-23
 Brooklyn Polytech.....L, 18-16
 New York.....L, 41-18
 J7 at St. John's.....L, 21-19
 J19 Canisius.....W, 48-11
 Cornell.....L, 28-26
 F15 Notre Dame.....L, 30-20

1909-10 (13-3)

Coach: Claude A. Allen

Hobart.....W, 47-17
 Institute Club.....W, 54-22
 Baltimore Med.....W, 25-15
 Cornell.....W, 24-12
 Crescent A.C.....W, 27-23
 Manhattan.....W, 28-21
 J6 at St. John's.....W, 29-25
 Brooklyn Polytech.....W, 43-15
 Seton Hall.....L, 37-16
 Hobart.....W, 61-10
 J22 Syracuse.....W, 30-20
 M.I.T.....L, 26-13
 Rochester YMCA.....W, 39-27
 Manhattan.....W, 44-11
 Cornell.....L, 25-19
 Tonawanda.....L, 46-31

1910-11 (7-7)

Coach: Alfred A. Heerdt

Rochester YMCA.....W, 32-15

Albright.....W, 37-10
 Medina.....W, 72-0
 Cornell.....L, 48-15
 D13 at Canisius.....L, 18-17
 D18 Canisius.....W, 33-18
 Crescent A.C.....L, 33-19
 Brooklyn Polytech.....W, 25-21
 J11 at St. John's.....L, 29-17
 J21 Syracuse.....L, 41-22
 Dean Academy.....W, 48-21
 Buffalo Germans.....L, 44-20
 Buffalo Germans.....L, 81-19
 Rochester Centrals.....W, 29-20

1911-12 (11-10)

Coach: A.V. Barrett

Rochester YMCA.....W, 100-9
 Rochester A.C.....W, 38-32
 Buffalo Germans.....L, 69-32
 Buffalo Germans.....L, 40-22
 D12 at Canisius.....L, 27-22
 Cornell.....L, 31-21
 J17 Canisius.....W, 35-16
 Crescent A.C.....L, 30-29
 Brooklyn Polytech.....L, 18-14
 J5 at St. John's.....L, 33-11
 Manhattan.....L, 46-24
 Detroit.....W, 39-23
 Olympic A.C.....W, 66-26
 Ellicottville A.C.....W, 105-15
 Pastime Club.....W, 45-17
 F15 Canisius.....W, 39-28
 Buffalo Haydens.....W, 48-39
 Oswego.....L, 32-21
 St. Ann's Club.....W, 38-29
 Buffalo Germans.....L, 41-30
 Buffalo Climbers.....W, 34-25
 ^ Buffalo Convention Hall

1912-13 (9-10)

Coach: A.V. Barrett

Rochester YMCA.....W, 86-20
 Buffalo Germans.....L, 60-14
 Brooklyn Polytech.....L, 22-21
 J7 at St. John's.....L, 29-26
 Manhattan.....L, 24-22
 St. Vincent's Lyceum.....W, 50-30
 Manhattan.....W, 41-23
 Clarkson Tech.....W, 54-31
 Oswego Herkimers.....L, 48-26
 J31 Gettysburg.....W, 55-17
 Pastime Club.....W, 32-12
 St. Brigid's Club.....W, 26-21
 F9 St. John's.....L, 31-30
 Potsdam Normal.....L, 45-33
 Clarkson Tech.....L, 33-30
 St. Lawrence.....L, 31-12
 Pittsburgh Collegians.....W, 58-25
 M3 Syracuse.....L, 58-23
 St. Brigid's Club.....W, 48-28

1913-14 (9-4)

Coach: A.V. Barrett

Rochester.....L, 21-20
 Cornell.....L, 60-20
 Brockport Normal.....W, 41-27
 St. Lawrence.....W, 52-15
 Pittsburgh.....W, 29-25
 Potsdam Normal.....W, 47-21
 Clarkson Tech.....L, 33-22
 St. Lawrence.....L, 22-18
 R.P.I.....W, 41-25

F23 at St. John's.....W, 40-23
 St. Brigid's Club.....W, 65-20
 Buffalo Germans.....W, 41-17
 St. John's Club.....W, 60-17

1914-15 (8-9)

Coach: A.V. Barrett

D6 Canisius.....W, 78-11
 Buffalo.....W, 46-16
 Cornell.....L, 32-19
 Rochester.....L, 32-14
 Allegheny.....L, 29-16
 Colgate.....L, 59-27
 Clarkson Tech.....L, 40-28
 St. Lawrence.....L, 23-20
 F6 at Canisius.....W, 42-21
 F20 at St. John's.....L, 33-22
 St. Lawrence.....W, 34-24
 Seton Hall.....L, 28-22
 Manhattan.....L, 39-26
 Danbury.....W, 22-20
 St. Monica.....W, 44-28
 Allegheny.....L, 47-22
 Perpetual Help.....W, 63-17

1915-16 (4-6)

Coach: Tom Tracey

St. Ignatius.....W, 37-17
 Cornell.....L, 38-13
 R.P.I.....L, 33-19
 Seton Hall.....L, 35-12
 D14 at St. John's.....L, 34-21
 Lehigh.....L, 44-24
 Buffalo.....W, 50-29
 St. Ignatius.....W, 21-20
 Detroit.....L, 33-30
 NF Lyceum.....W, 53-25

1916-17 (2-5)

Coach: Tom Tracey

C.C.N.Y.....L, 22-25
 Cornell.....L, 32-27
 Albany State.....W, 20-18
 Pratt.....W, 40-16
 J5 at St. John's.....L, 34-25
 Seton Hall.....L, 34-32
 Detroit.....W, 35-17

1917-18 (8-3)

Coach: Rev. John O'Shea

Buffalo Lyceum.....W, 77-35
 Penn Yan.....L, 30-23
 Cornell.....L, 29-14
 Erie YMCA.....L, 43-24
 St. Mary's Cadets.....W, 28-24
 Rochester K of C.....W, 27-26
 Rochester K of C.....W, 40-35
 F20 West Virginia.....W, 32-9
 Fort Niagara.....W, 69-13
 M8 Duquesne.....W, 49-10
 Camp Dix.....W, 41-35

1918-19 (1-0)

Coach: Rev. John O'Shea

Tuscarora Indians.....W, 34-23

1919-20 (6-2)

Coach: John Blake

Niagara.....W, 35-23
 Cornell.....L, 33-22
 Hobart.....W, 42-21
 St. Ignatius.....W, 29-5

F5 at St. John's.....W, 25-13
 F13 at Canisius.....W, 27-11
 Buffalo.....L, 31-19
 M14 Canisius.....W, 28-21

1920-21 (15-4)

Coach: John Blake

D12 Tuscarora Indians.....W, 72-20
 D16 Rochester Opt.....W, 47-24
 J6 at Albany Law.....W, 26-18
 J7 at St. John's.....W, 36-19
 J8 at Cathedral College.....W, 44-28
 J8 at Crescent A.C.....L, 33-17
 J10 at Sexton Hall.....W, 48-46
 J14 at Allegheny.....L, 31-23
 J20 Thiel.....W, 38-25
 J22 at Canisius.....L, 17-16
 F5 Detroit.....W, 37-15
 F11 Rochester Opt.....W, 43-27
 F22 at Detroit.....L, 37-22
 F20 St. John's.....W, 39-22
 F27 at St. Bonaventure.....W, 39-27
 M6 Canisius.....L, 40-22
 M13 at St. Bonaventure.....W, 39-27
 M11 Allegheny.....W, 28-17
 Seton Hall.....W, 48-46

1921-22 (27-4)

Coach: John Blake

Union.....L, 15-14
 Albany Law.....W, 35-11
 R.P.I.....W, 38-25
 J9 at St. John's.....W, 43-33
 Crescent A.C.....W, 28-24
 Seton Hall.....W, 63-49
 Cathedral.....W, 42-25
 St. Francis (N.Y.).....W, 33-32
 J19 at Canisius.....W, 31-11
 Clarkson Tech.....W, 30-16
 J29 St. Bonaventure.....W, 33-16
 Thiel.....L, 34-16
 Detroit.....W, 40-16
 Rochester Opt.....W, 53-22
 Mechanical Inst.....W, 56-18
 Hobart.....W, 27-16
 Rochester.....W, 31-13
 F16 St. John's.....L, 25-23
 F19 at St. Bonaventure.....L, 29-25
 Allegheny.....W, 46-21
 M5 Canisius.....W, 30-19
 Mechanical Inst.....W, 50-14
 Geneva.....W, 51-19
 Niagara Alumni.....W, 52-19
 Rochester Opt.....W, 51-20
 St. Francis (Pa.).....W, 30-27
 Fort Niagara.....W, 62-7
 Utica K of C.....W, 25-24
 Erie St. Mary's.....L, 25-16
 Kenilworths.....W, 32-14
 Holy Cross of Buffalo.....W, 50-34

1922-23 (13-5)

Coach: John Blake

Mechanical Institute.....W, 56-8
 Albany Law.....W, 26-18
 Hobart.....W, 27-16
 J11 at Villanova.....L, 44-12
 Crescent A.C.....W, 28-24
 Rochester Opt.....W, 47-24
 Detroit.....W, 40-16
 Thiel.....W, 34-16
 F21 Canisius.....W, 40-22

Clarkson Tech.....W, 30-16
 Kenilworths.....W, 34-14
 St. John's.....W, 39-22
 Allegheny.....W, 28-17
 Detroit.....L, 37-23
 Hobart.....L, 38-30
 Buffalo.....L, 19-16
 Buffalo.....W, 21-20
 R.P.I.....L, 44-21

1923-24 (9-10)

Coach: Peter Dwyer

Rochester Opt.....W, 18-9
 Tuscarora Indians.....W, 26-25
 J28 St. Bonaventure.....L, 17-9
 Mechanical Inst.....W, 35-15
 St. Bonaventure.....W, 30-24
 F6 Canisius.....L, 24-22
 Albany Law.....L, 19-12
 Crescent A.C.....L, 40-28
 Seton Hall.....L, 37-29
 F12 at St. John's.....W, 38-34
 Manhattan.....L, 36-19
 Villanova.....L, 20-13
 C.C.N.Y.....L, 25-15
 F24 St. John's.....W, 26-24
 Lafayette.....L, 17-16
 Hobart.....W, 21-19
 Rochester Opt.....W, 15-9
 M9 Canisius.....L, 23-11
 St. Francis (N.Y.).....W, 32-29

1924-25 (12-7)

Coach: Peter Dwyer

Tuscarora Indians.....W, 26-24
 Rochester Opt.....W, 34-13
 Alfred.....W, 33-23
 J25 St. Bonaventure.....W, 22-21
 Mechanical Inst.....W, 37-14
 John Carroll.....W, 35-24
 Davis & Elkins.....L, 31-21
 F11 Syracuse.....L, 35-20
 F15 at St. Bonaventure.....L, 31-15
 Alfred.....W, 25-14
 Rochester Opt.....W, 25-16
 Clarkson Tech.....W, 20-14
 St. Lawrence.....L, 28-14
 F24 Canisius.....L, 24-17
 St. Lawrence.....L, 26-17
 Tuscarora Indians.....W, 40-27
 Hobart.....W, 39-37
 Mechanical Inst.....W, 47-23
 M8 Canisius.....W, 29-21

1925-26 (12-6)

Coach: Peter Dwyer

Tuscarora Indians.....W, 30-18
 Syracuse.....L, 22-18
 Hobart.....W, 23-20
 Rochester Opt.....W, 36-15
 J15 Villanova.....L, 24-18
 Buffalo.....L, 37-22
 Tuscarora Indians.....W, 37-34
 J24 St. Bonaventure.....W, 21-20
 Alfred.....W, 34-19
 Rochester.....L, 35-28
 F6 at Canisius.....W, 24-23
 F15 at St. John's.....L, 26-24
 Crescent A.C.....L, 37-28
 F28 at St. Bonaventure.....W, 15-13
 John Carroll.....W, 41-20
 Buffalo.....W, 32-24

Alfred.....W, 36-20
 M7 Canisius.....W, 40-17

1926-27 (8-7)

Coach: Peter Dwyer

Buffalo Normal.....W, 35-16
 Alfred.....W, 29-26
 Toronto.....W, 37-23
 Tuscarora Indians.....W, 40-19
 Buffalo.....L, 31-21
 J23 St. Bonaventure.....L, 25-22
 Alfred.....W, 30-24
 J31 Syracuse.....L, 29-23
 Colgate.....L, 32-26
 Tuscarora Indians.....W, 21-15
 Clarkson Tech.....W, 23-20
 St. Lawrence.....L, 33-13
 Clarkson Tech.....W, 35-34
 Buffalo.....L, 30-17
 F27 at St. Bonaventure.....L, 23-21

1927-28 (11-5)

Coach: William McCarthy

Tuscarora Indians.....W, 43-36
 Toronto.....W, 38-28
 Cornell.....L, 52-31
 Buffalo Normal.....W, 43-22
 St. Lawrence.....L, 29-16
 Buffalo.....W, 20-19
 Alfred.....W, 39-36
 Clarkson Tech.....W, 41-21
 St. Lawrence.....W, 26-22
 Rochester.....L, 37-34
 Toronto.....L, 35-34
 Rochester.....L, 47-19
 Alfred.....W, 52-18
 Buffalo.....W, 33-23
 Clarkson Tech.....W, 34-19
 M3 Villanova.....W, 25-22

1928-29 (12-9)

Coach: William McCarthy

Ontario Aggies.....W, 51-11
 Cornell.....L, 28-24
 Fredonia State.....W, 30-22
 Cornell.....W, 29-28
 Albany Law.....W, 39-37
 Johnstown K of C.....W, 32-24
 J4 at St. John's.....L, 35-18
 Buffalo Normal.....W, 34-20
 John Carroll.....L, 39-23
 Buffalo.....W, 29-27
 Rochester.....L, 37-30
 Alfred.....L, 30-28
 Clarkson Tech.....W, 22-18
 Alfred.....W, 29-26
 Rochester.....W, 30-29
 Oberlin.....W, 21-15
 Buffalo.....L, 31-21
 St. Lawrence.....W, 23-21
 Clarkson Tech.....L, 26-22
 St. Lawrence.....L, 30-28
 Carnegie Tech.....L, 44-26

1929-30 (9-11)

Coach: William McCarthy

Tuscarora Indians.....W, 24-22
 Cornell.....L, 38-25
 Johnstown K of C.....W, 32-26
 Albany Pharmacy.....W, 59-33

All-Time Results

Albany LawW, 28-20
 Ashland College L, 42-31
 Buffalo StateW, 44-32
 St. Lawrence L, 32-27
 Alfred L, 26-14
 Fredonia State.....W, 37-27
 Hobart W, 17-15
 RochesterL, 38-23
 St. LawrenceL, 32-28
 Clarkson TechW, 38-34
 Clarkson TechW, 45-15
 RochesterL, 32-25
 BuffaloL, 45-35
 Alfred L, 33-21
 M19 at St. Bonaventure .. L, 51-33
 Buffalo L, 41-23

1930-31 (12-10)

Coach: William McCarthy

Tuscarora Indians...W, 29-20
 CornellL, 34-32
 Buffalo State.....W, 43-27
 RochesterW, 34-33
 J5 at St. John's.....L, 44-23
 BuffaloL, 42-27
 J25 St. BonaventureW, 26-24
 RochesterW, 30-24
 HobartW, 30-13
 Fordham L, 34-18
 ManhattanL, 35-17
 Brooklyn K of CW, 22-21
 RochesterW, 30-24
 Clarkson TechW, 36-21
 St. LawrenceL, 28-23
 ColgateL, 35-24
 Clarkson TechW, 35-34
 St. LawrenceW, 26-24
 BuffaloL, 46-43
 Alfred W, 31-20
 Alfred L, 38-26
 M18 at St. Bonaventure ..L, 30-24

1931-32 (19-5)

Coach: John Gallagher

Toronto..... W, 36-16
 at Cornell.....W, 33-27
 Buffalo State.....W, 32-18
 at C.C.N.Y..... L, 32-27
 at St. John's.....L, 36-26
 at Manhattan.....L, 31-18
 at Brooklyn K of C ...W, 19-16
 at Hobart.....W, 31-19
 at Rochester.....W, 22-19
 at BuffaloL, 40-24
 St. Lawrence..... W, 20-14
 Rochester.....W, 20-14
 J24 at St. Bonaventure ..W, 27-24
 at DePaul.....W, 30-25
 at St. Lawrence.....L, 31-29
 at Clarkson Tech.....W, 36-33
 HobartW, 35-12
 Clarkson TechW, 37-22
 HamiltonW, 40-25
 Alfred W, 46-30
 BuffaloW, 46-42
 AlfredW, 43-18
 F28 St. BonaventureW, 33-30
 John CarrollW, 37-20

1932-33 (13-6)

Coach: John Gallagher

Toronto.....W, 36-25
 St. Michael's (Ont.)..W, 34-20
 Buffalo StateW, 37-25
 D31 at St. John's.....L, 26-23
 at Brooklyn K of C....L, 25-22
 at Manhattan.....L, 30-21
 at RochesterW, 23-20
 at CornellL, 61-28
 Alfred.....W, 47-23
 at Buffalo.....W, 29-25
 J22 St. Bonaventure.....W, 32-28
 RochesterL, 20-30
 F5 CanisiusW, 35-32 ot
 at HobartW, 47-29
 Clarkson Tech.....W, 40-33
 St. LawrenceW, 32-24
 M18 at SyracuseL, 37-16
 Buffalo.....W, 44-37
 F26 at CanisiusW, 45-43

1933-34 (11-9)

Coach: John Gallagher

D8 St. Michael's (Ont.)..W, 44-12
 D12 at Colgate.....L, 39-34
 D15 Toronto.....W, 33-23
 D19 Hobart.....W, 35-14
 D29 at Brooklyn K of C....L, 27-25
 D30 at St. John's.....L, 35-21
 J1 at John Marshall\$...W, 52-22
 J2 at La Salle.....W, 33-28
 J13 at Alfred.....L, 30-20
 J17 BuffaloW, 36-29
 J21 at St. Bonaventure...L, 26-22
 J27 at CanisiusL, 36-34
 F4 Niagara Freshmen...W, 46-33
 F9 at St. Lawrence.....L, 24-17
 F10 at Clarkson Tech....L, 30-27
 F14 Buffalo State.....W, 43-23
 F18 St. Bonaventure.....W, 48-33
 F21 at SyracuseL, 51-15
 F25 CanisiusW, 29-25
 M3 at Buffalo %W, 37-24
 \$ Jersey City
 % Elmwood Music Hall

1934-35 (13-6)

Coach: John Gallagher

D4 Buffalo State.....W, 35-32
 D8 at Cornell.....W, 26-17
 D11 at Colgate.....W, 46-29
 D14 Toronto.....W, 48-19
 D16 Western Ontario ...W, 42-21
 D19 McMaster.....W, 42-25
 J11 at RPIW, 39-26
 J12 at St. John's.....L, 32-20
 J14 at John MarshallL, 50-33
 J15 at Manhattan.....L, 27-25
 J23 Alfred.....W, 39-26
 J26 at CanisiusW, 31-28
 F3 St. Bonaventure.....W, 39-27
 F13 Clarkson Tech.....W, 26-25
 F15 at Buffalo State.....W, 29-28
 F17 at St. Bonaventure ..W, 41-23
 F20 at SyracuseL, 38-35
 F24 CanisiusL, 36-34
 Playoff for Little 3 & District Title
 M8 at CanisiusL, 24-19

1935-36 (17-6)

Coach: John Gallagher

D4 Buffalo State.....W, 26-22
 D11 at Colgate.....L, 47-30

D14 Toronto.....W, 34-32
 D17 Assumption (Ont.)..W, 45-25
 J10 at Albany State.....W, 48-28
 J11 St. John's.....W, 40-37
 J13 at Manhattan.....L, 46-30
 J14 at Long Island.....L, 48-25
 J19 St. Vincent's.....W, 50-31
 J21 at Alfred.....W, 35-30
 J25 at CanisiusW, 23-19
 J31 at Buffalo State.....L, 25-24
 F2 St. Bonaventure @...L, 37-23
 F7 at St. Lawrence.....W, 33-26
 F8 at Clarkson.....W, 32-23
 F12 ClarksonW, 37-2
 F14 St. Lawrence.....W, 39-32
 F16 St. Bonaventure.....W, 49-34
 F23 CanisiusL, 24-17
 F29 at SyracuseW, 34-30
 Tournament for U.S. Olympic Team
 Madison Square Garden
 M18 ManhattanW, 28-22
 M20 St. Francis (N.Y.)...W, 30-25
 M25 Temple* (Palestra)...L, 37-36
 @ Broadway Auditorium

1936-37 (12-10)

Coach: John Gallagher

D9 at Colgate.....L, 31-34
 D11 Toronto.....W, 40-32
 D13 Western Ontario ...W, 52-19
 D16 Buffalo StateW, 41-27
 J1 Carnegie Tech@...W, 45-38
 J8 at TempleL, 52-38
 J9 at St. Fancis (N.Y.)...L, 33-26
 J11 at Manhattan.....L, 55-42
 J12 at St. John's.....L, 27-51
 J16 at Buffalo State.....W, 30-24
 J22 at Albany State.....W, 56-43
 J24 St. Bonaventure.....W, 50-20
 J28 at CanisiusL, 28-22
 F4 Albany State.....W, 44-24
 F10 ClarksonW, 34-30
 F12 St. Lawrence.....W, 39-34
 F15 St. Bonaventure@...W, 51-40
 F17 Alfred.....L, 39-36
 F21 Saint Peter's.....W, 62-30
 F24 Loyola (Ill).....L, 48-42
 F28 CanisiusL, 41-34
 M3 at SyracuseL, 46-33
 @ Broadway Auditorium

1937-38 (7-14)

Coach: John Gallagher

D4 Toronto.....W, 52-23
 D9 Assumption (Ont.)..W, 59-25
 D12 Western Ontario ...W, 54-25
 D15 at SyracuseL, 54-38
 D18 Carnegie Tech (Roch),L, 33-29
 J1 Nebraska@.....L, 43-37
 J10 St. Bonaventure@...L, 44-40
 J15 at St. John'sL, 54-29
 J17 at Long IslandL, 57-30
 J18 at ColgateL, 42-49
 J23 at St. Bonaventure...L, 33-28
 J27 Syracuse@.....L, 25-23
 J30 CanisiusL, 41-42
 F4 Manhattan@.....W, 39-31
 F5 Marquette (Roch.)...L, 48-33
 F9 ClarksonW, 28-24
 F18 at St. Lawrence.....L, 39-32

F19 at Clarkson.....L, 34-26
 F22 at Alfred.....W, 39-23
 F28 Canisius@.....L, 48-33
 M2 Buffalo State.....W, 43-33
 @ Broadway Auditorium

1938-39 (11-8)

Coach: John Gallagher

Toronto.....W, 39-20
 Western OntarioL, 33-27
 John CarrollW, 43-28
 SpringfieldW, 43-31
 J8 at St. Bonaventure..W, 28-27
 Queens (Ont.).....W, 67-32
 at St. John's.....L, 40-26
 at Manhattan.....L, 37-32
 at Albany State.....W, 68-44
 at Toronto.....W, 51-31
 J28 Marietta@W, 34-24
 Marietta.....L, 37-31
 Alfred.....W, 25-21
 St. LawrenceL, 46-40
 F16 St. Bonaventure@...W, 36-34
 F18 at SyracuseL, 54-42
 Colgate.....L, 42-41
 F26 CanisiusW, 48-32
 at Buffalo State.....L, 38-35
 @ Broadway Auditorium

1939-40 (12-7)

Coach: John Gallagher

TorontoW, 59-41
 Fredonia NormalW, 33-23
 Western OntarioW, 41-36
 St. Mary's (Minn.) ...W, 35-34
 St. Mary's (Mich.) ...W, 64-47
 at John CarrollL, 43-35
 at Albany StateL, 51-50
 at ManhattanL, 40-37
 at St. John's.....L, 44-40
 J21 at St. Bonaventure...L, 31-29
 J28 CanisiusL, 46-45 2ot
 ColgateL, 50-38
 Grove CityW, 48-26
 F10 Canisius@.....W, 52-40
 F13 at SyracuseW, 35-27
 Clarkson TechW, 51-36
 AlfredW, 39-19
 F25 St. Bonaventure.....W, 38-28
 Buffalo StateW, 54-33
 @ Broadway Auditorium

1940-41 (13-7)

Coach: John Gallagher

DeSales (Toledo)....W, 48-41
 AlfredW, 43-28
 AkronL, 41-24
 at CornellL, 44-39
 at Manhattan.....L, 47-35
 at C.C.N.Y.W, 31-28
 D23 at VillanovaL, 41-31
 at Lawrence Tech ..W, 43-24
 at St. LawrenceW, 47-40
 at Clarkson Tech ...W, 50-23
 at John CarrollW, 46-30
 J21 St. Bonaventure@...W, 43-29
 J25 CanisiusL, 45-35
 at ColgateL, 60-49
 WayneW, 43-34
 F11 Canisius@.....W, 48-41
 F16 St. Bonaventure.....W, 40-34
 F19 SyracuseL, 44-35

Fredonia StateW, 37-31
 at Buffalo StateW, 58-35
 @ Buffalo Memorial Auditorium

1941-42 (16-6)

Coach: John Gallagher

WaynesburgW, 54-36
 Lawrence TechW, 46-31
 Oklahoma A&M@.....L, 38-29
 VillanovaW, 50-35
 at CornellW, 45-42
 at La SalleW, 40-37
 at St. John'sL, 49-46
 at ManhattanL, 45-43
 J10 Syracuse @.....L, 44-33
 at Alfred.....W, 60-32
 J18 St. Bonaventure.....W, 54-42
 J24 Canisius@.....L, 44-41
 F1 at St. Bonaventure..W, 55-41
 MariettaW, 57-51
 St. LawrenceW, 50-30
 Clarkson TechW, 56-37
 at ColgateW, 47-38
 Albany LawW, 51-25
 C.C.N.Y.@L, 33-29
 F25 at SyracuseW, 36-24
 Buffalo StateW, 70-37
 M1 CanisiusW, 55-49
 @ Buffalo Memorial Auditorium

1942-43 (20-6)

Coach: John Gallagher

Fort NiagaraW, 40-36
 Baldwin WallaceW, 57-34
 Buffalo State.....W, 72-42
 AkronW, 64-53
 Oklahoma A&MW, 34-28
 AlfredW, 57-37
 at CornellW, 50-35
 at ScrantonW, 52-37
 at Seton HallL, 33-26
 D22 at St. John's.....W, 46-40
 at ManhattanL, 46-39
 at VillanovaL, 47-39
 J9 Syracuse@.....W, 52-38
 SienaW, 53-34
 ScrantonW, 66-49
 Manhattan@L, 49-33
 J31 Canisius@.....W, 47-45
 F3 St. Bonaventure.....W, 46-34
 New York@.....W, 56-48
 Lawrence TechW, 71-46
 Albany State.....W, 75-40
 ColgateW, 54-52
 F17 SyracuseL, 49-47
 C.C.N.Y.W, 52-43
 F24 at St. Bonaventure .W, 51-20
 F27 Canisius @.....L, 60-50
 @ Buffalo Memorial Auditorium

1943-44

No basketball played

1944-45 (7-6)

Coach: Edward Flynn

Fort NiagaraW, 34-28
 Buffalo State.....W, 59-38
 D16 at St. Bonaventure .W, 55-47
 GannonL, 64-39
 Fort Niagara.....L, 35-32
 J28 St. BonaventureW, 50-37
 IthacaW, 42-41

Buffalo Coast Guard .L, 48-42
 BuffaloL, 39-32
 Fort NiagaraW, 33-31
 GannonL, 50-48
 Assumption (Ont.)...L, 54-39
 BuffaloW, 54-48

1945-46 (11-8)

Coach: Edward Flynn

D1 OswegoW, 55-34
 D8 at RochesterL, 77-47
 D12 at CornellW, 69-39
 D14 at BuffaloW, 51-28
 D18 at AlbionL, 55-52
 J10 at SyracuseL, 61-30
 J12 Alfred@.....W, 45-43
 J19 St. John's@.....L, 80-37
 J23 IthacaL, 75-57
 J26 at St. Bonaventure...L, 50-47
 F2 GannonW, 68-49
 F5 BuffaloW, 60-59
 F9 Lafayette@.....L, 66-41
 F12 at AlfredW, 60-41
 F17 St. BonaventureW, 64-54
 F20 Assumption (Ont.)..W, 56-50
 F23 Toronto@.....W, 67-58
 M9 at R.P.I.W, 66-44
 at SienaW, 72-42
 @ Buffalo Memorial Auditorium

1946-47 (13-8)

Coach: John Gallagher

N29 OswegoW, 20-13
 D7 Georgia@.....W, 59-51
 D11 at CornellL, 50-45
 D14 Montana State@...W, 64-39
 D18 GannonW, 69-29
 D21 Oregon@.....W, 60-67 ot
 J8 BuffaloW, 63-24
 J11 at St. Bonaventure ..W, 41-37
 J14 at SienaW, 45-41
 J18 DePaul@.....L, 58-51
 J23 Canisius@.....L, 51-50
 J25 Georgetown@.....L, 66-64
 J29 St. Bonaventure#...W, 66-65
 F5 Assumption (Ont.)#W, 63-44
 F8 R.P.I.W, 63-30
 F11 at HobartW, 65-31
 F15 St. John's@.....L, 46-36
 F17 at BuffaloW, 57-39
 F20 C.C.N.Y.%.....W, 60-54
 M1 Canisius@.....L, 52-44
 M5 at SyracuseL, 59-57
 @ Buffalo Memorial Auditorium
 # Niagara Falls Arena, Ontario
 % Madison Square Garden

1947-48 (15-9)

Coach: John Gallagher

D1 GannonW, 74-42
 D3 TorontoW, 78-39
 D6 Brigham Young@...L, 54-53
 D9 at ColgateL, 71-61
 D10 at CornellL, 55-43
 D12 AkronW, 84-73
 D15 ScrantonW, 83-48
 D18 Buffalo State@...W, 54-41
 D27 USC@.....W, 46-43
 J7 Sampson&.....W, 56-35
 J10 West Virginia@.....L, 59-58
 J13 St. Bonaventure#...W, 54-52
 J17 DePaul@.....L, 56-53

All-Time Results

J24 Canisius@.....L, 56-39
 J30 at Lawrence Tech ..W, 56-54
 F4 SienaW, 48-45
 F7 Western Ontario.....W, 64-31
 F11 at St. Bonaventure ..W, 45-44
 F14 C.C.N.Y.@L, 56-52
 F19 St. John's%L, 57-43
 F26 Buffalo@.....W, 69-49
 F28 GenevaW, 71-44
 M3 at SyracuseL, 72-59
 M6 Canisius@.....W, 49-42
 @ Buffalo Memorial Auditorium
 & Niagara Falls Air Base
 # Niagara Falls Arena, Ontario
 % Madison Square Garden

1948-49 (24-7)

Coach: John Gallagher

at ToledoL, 73-57
 Sampson&.....W, 71-44
 Denver@.....W, 58-56
 Toronto.....W, 75-42
 S. Methodist@L, 67-57
 at CornellW, 54-47
 Dayton@.....W, 62-59
 at SienaL, 45-39
 Rice@.....W, 70-57
 GannonW, 63-42
 J6 St. Bonaventure@.....L, 61-59
 West VirginiaL, 71-66
 Buffalo StateW, 60-38
 DePaul@.....W, 57-53
 J20 CanisiusW, 49-48
 at Western Ontario W, 46-39
 at Lawrence Tech W, 72-70
 F3 BuffaloL, 59-53
 ColgateW, 68-63
 KenyonW, 98-74
 St. John'sW, 59-55
 John CarrollW, 61-49
 J21 C.C.N.Y.%W, 66-64
 at ScrantonW, 45-38
 IonaW, 65-52
 F24 St. BonaventureW, 54-46
 St. Francis (N.Y.).....W, 66-56
 M1 St. Francis (Pa.).....W, 67-49
 QuanticoW, 69-40
 at SyracuseL, 70-60
 M12 Canisius@.....W, 57-52
 @ Buffalo Memorial Auditorium
 & Niagara Falls Air Base
 % Madison Square Garden

1949-50 (20-7)

Coach: John Gallagher

Lawrence TechW, 62-43
 Texas A&M@.....W, 53-50
 Brooklyn.....W, 76-56
 Toronto.....W, 66-32
 S. MethodistW, 55-47
 Buffalo StateW, 60-45
 DenverW, 55-54
 St. Francis (N.Y.).....W, 65-58
 San Francisco@.....L, 52-48
 GannonW, 100-49
 West VirginiaW, 70-63
 SienaW, 59-49
 J14 at SyracuseL, 62-49
 J19 Canisius@.....L, 49-47
 Western OntarioW, 63-40
 J25 at St. Bonaventure.....L, 52-48

ScrantonW, 67-46
 F2 BuffaloW, 51-49
 F8 SyracuseL, 60-55
 St. John's@.....L, 72-63
 ToledoW, 61-50
 C.C.N.Y.%W, 68-61
 John CarrollW, 57-43
 F22 St. Bonaventure.....W, 58-45
 QuanticoW, 82-50
 M4 Canisius@.....W, 51-42
 National Invitation Tournament
 Madison Square Garden
 M11 W. Kentucky.....L, 79-72
 @ Buffalo Memorial Auditorium

1950-51 (18-10)

Coach: John Gallagher

N29 LeMoyné.....W, 80-61
 D2 BYU @L, 84-69
 D4 Brooklyn.....W, 59-46
 D6 Toronto.....W, 66-40
 D9 Denver@.....W, 50-44
 D14 at ToledoL, 73-70
 D16 SpringfieldW, 46-36
 D18 Syracuse.....L, 77-70
 D23 at La Salle.....L, 82-56
 J1 San Francisco@.....L, 53-45
 J3 GannonW, 79-57
 J6 West Virginia@.....W, 83-76
 J11 at BuffaloW, 59-41
 J13 Bradley@.....L, 78-74
 J17 St. Bonaventure.....W, 72-57
 J20 St. Francis (N.Y.)@...W, 64-59
 J25 Canisius@.....L, 71-61
 J28 Western Ontario ...W, 90-55
 F3 at SyracuseW, 71-70
 F7 Oklahoma CityW, 59-44
 F10 John Carroll @W, 79-48
 F15 St. John's%W, 77-75
 F17 at ScrantonW, 69-58
 F21 at St. Bonaventure ...L, 54-51
 F24 Lawrence TechL, 69-53
 F27 Colgate.....W, 63-50
 M3 Canisius@.....W, 51-46
 M6 at SienaL, 58-44
 @ Buffalo Memorial Auditorium
 % Madison Square Garden

1951-52 (8-21)

Coach: John Gallagher

N23 Sampson&.....W, 69-62
 N28 ToledoW, 51-46
 D1 La Salle@.....L, 85-74
 D3 WayneL, 61-58
 D5 Toronto.....W, 72-47
 D8 BYU @L, 53-48
 D12 SyracuseL, 90-76
 D14 at Bowling Green.....L, 70-58
 D16 at Lawrence Tech.....L, 65-45
 J1 Temple @L, 61-60
 J3 Arizona StateW, 70-43
 J5 West Virginia @L, 74-71
 J8 Buffalo@.....L, 80-78
 J12 St. Bonaventure@.....L, 65-42
 J16 Rochester Royals.....L, 64-60
 J19 John Carroll@.....W, 77-62
 J24 Canisius@.....L, 53-52
 J26 New York ACW, 75-47
 F1 at SyracuseL, 78-70
 F6 DuquesneL, 64-49
 F9 St. John's@.....L, 59-55
 F11 St. Francis (Pa.).....L, 92-81

F14 NYU %.....L, 67-56
 F16 at Scranton.....L, 60-49
 F21 SienaL, 55-47
 F23 Western Ontario ...W, 82-72
 F26 St. Bonaventure@.....L, 62-51
 M1 Canisius@.....L, 74-58
 M5 at ColgateW, 68-66
 @ Buffalo Memorial Auditorium
 % Madison Square Garden
 & Niagara Falls Air Base

1952-53 (22-6)

Coach: John Gallagher

N25 Brockport.....W, 81-50
 N30 Panzer (Ont.).....W, 130-73
 D3 Toronto (Ont.).....W, 95-54
 D6 La Salle@.....L, 87-76
 D8 Bowling GreenW, 65-55
 D13 LeMoyné@.....W, 70-67
 D15 SpringfieldW, 67-53
 D17 Syracuse.....W, 65-45
 D20 at ToledoL, 66-57
 J1 at RochesterW, 69-64
 J3 Loyola Marymount@...W, 76-57
 J10 St. Bonaventure @...W, 51-46
 J13 Buffalo@.....W, 57-46
 J17 Lawrence TechW, 55-53
 J22 Canisius@.....W, 66-63
 J25 Scranton.....W, 74-60
 J31 at John CarrollW, 79-65
 F2 at DuquesneL, 71-61
 F7 Wayne@.....W, 84-65
 F10 at SyracuseL, 86-78
 F14 St. Bonaventure@...W, 61-48
 F19 St. John's%L, 60-56
 F21 at SienaW, 88-81
 F28 at CornellW, 57-47
 M4 Colgate.....W, 86-67
 M7 Canisius@.....W, 59-43
 National Invitation Tournament
 Madison Square Garden
 M9 Brigham Young...W, 82-76
 at Seton Hall.....L, 79-74
 @ Buffalo Memorial Auditorium

1953-54 (24-6)

Coach: John Gallagher

N29 Assumption (Ont.)...W, 89-64
 D2 Toronto (Ont.).....W, 92-29
 D5 Fordham@.....L, 77-59
 D7 ToledoW, 79-62
 D12 LaSalle@*W, 74-66
 D16 SyracuseW, 90-62
 Holiday Festival
 Madison Square Garden
 D26 St. John's.....W, 70-69
 D28 LaSalle.....W, 69-50
 D30 Duquesne.....L, 66-61
 J2 Arizona@.....W, 79-46
 J5 Buffalo@.....W, 84-45
 J9 St. Bonaventure@...W, 82-58
 J12 Mexico*W, 77-41
 J16 DuquesneL, 61-53
 J23 Canisius@.....L, 53-46
 J29 at Holy Cross<.....L, 93-85
 F2 at SyracuseW, 90-70
 F6 St. Bonaventure@...W, 79-65
 F9 Siena.....W, 74-50
 F13 St. John's@.....W, 67-64
 F16 RochesterW, 79-42
 F18 New York%.....W, 82-54
 F20 at Georgetown.....W, 69-56

F23 Brockport State.....W, 80-45
 F27 Scranton.....W, 86-56
 M2 at ColgateW, 65-57
 M6 Canisius@.....W, 74-54
 National Invitation Tournament
 Madison Square Garden
 DaytonW, 77-74
 M11 DuquesneL, 66-51
 M13 W. KentuckyW, 71-65
 @ Buffalo Memorial Auditorium
 < Boston Garden

1954-55 (20-6)

Coach: John Gallagher

N25 Brockport.....W, 81-50
 D2 Buffalo State.....W, 81-60
 D4 Fordham@.....L, 71-65
 D7 LeMoyné.....W, 81-57
 D11 LaSalle@L, 76-75
 D14 CornellW, 71-65
 D16 Syracuse.....W, 99-74
 D18 at ToledoW, 80-61
 Holiday Festival
 Madison Square Garden
 D27 UCLAL, 88-86
 D29 SyracuseW, 91-70
 D31 St. John's.....W, 79-70
 J8 St. Bonaventure@...W, 85-61
 J11 Canisius@.....W, 68-64
 J15 Colgate.....W, 82-64
 J19 Assumption (Ont.)...W, 99-55
 J29 at ScrantonW, 91-65
 J31 at DuquesneL, 65-48
 F5 Holy Cross@.....W, 72-68
 F8 at SyracuseL, 87-83
 F12 St. Bonaventure@...W, 85-61
 F15 Toronto.....W, 98-61
 F17 St. John's%W, 82-62
 F19 at SienaW, 77-61
 F26 John CarrollW, 83-72
 M5 Canisius@.....W, 80-63
 National Invitation Tournament
 Madison Square Garden
 LafayetteW, 83-70
 M14 Cincinnati.....L, 85-83
 @ Buffalo Memorial Auditorium

1955-56 (19-8)

Coach: John Gallagher

D1 Buffalo State.....W, 77-51
 D3 Fordham@.....W, 72-70
 D5 ToledoW, 66-59
 D9 at Villanova.....L, 82-70
 D10 at 18 LaSalleL, 72-70
 D14 SyracuseL, 84-71
 D17 Loyola (Md.) @.....W, 66-56
 Queen City Invitational
 Buffalo, N.Y.
 D29 XavierL, 84-63
 D31 GeorgetownW, 68-53
 J2 LafayetteW, 89-67
 J7 Western OntarioW, 86-75
 J10 LeMoyné.....W, 81-72
 J14 St. Bonaventure@...W, 87-75
 J17 TorontoW, 84-56
 J21 Canisius@.....L, 78-58
 J26 DuquesneW, 60-51
 J29 Scranton.....W, 80-57
 F3 at Holy Cross.....L, 77-76
 F4 at Connecticut.....W, 84-81
 F11 St. John's@W, 73-64
 F16 at Seton Hall.....W, 87-56

F18 at ScrantonW, 87-63
 F22 at SyracuseW, 86-80
 F25 St. Bonaventure@...W, 83-72
 F29 SienaW, 78-44
 M3 Canisius@.....L, 64-62
 National Invitation Tournament
 Madison Square Garden
 M19 St. Francis (N.Y.).....L, 74-72
 @ Buffalo Memorial Auditorium

1956-57 (13-13)

Coach: John Gallagher

D1 Colgate@.....W, 75-73
 D3 at ToledoL, 91-89
 D8 Seton Hall@W, 83-63
 D12 at SyracuseL, 83-79
 D15 La Salle@.....L, 83-74
 D17 Assumption (Ont.)...W, 77-44
 D22 at SienaW, 81-46
 Holiday Festival
 Madison Square Garden
 D25 Manhattan.....L, 95-79
 D26 FordhamL, 86-81
 D29 Villanova.....W, 99-76
 J5 Western OntarioW, 91-53
 J8 Morehead State.....W, 97-74
 J12 St. Bonaventure@...L, 86-75
 J19 Canisius@.....L, 74-65
 J23 TorontoW, 100-49
 J27 Scranton.....W, 69-66
 F2 at Kent StateL, 95-83
 F4 at DuquesneL, 73-53
 F9 Holy Cross@.....L, 74-66
 F11 RegisW, 92-70
 F14 at St. John'sL, 71-67
 F16 at FordhamL, 76-73
 F20 QuanticoW, 81-78
 F23 St. Bonaventure@...L, 74-66
 F27 SyracuseW, 79-74
 M2 Canisius@.....L, 80-67
 @ Buffalo Memorial Auditorium

1957-58 (19-7)

Coach: John Gallagher

D4 SienaW, 78-45
 D7 Kent StateL, 89-61
 D14 Fla. Southern.....W, 82-61
 D18 at SyracuseW, 78-61
 D19 at ScrantonW, 79-62
 D21 at LaSalleL, 69-68
 All College Tournament
 Oklahoma City, Okla.
 D26 W. KentuckyW, 77-74
 at D27 San Francisco.....L, 71-60
 D28 TulsaW, 65-49
 J6 Villanova.....W, 55-44
 J11 at ColgateW, 93-76
 J18 ToledoW, 70-64
 J22 at St. Bonaventure...L, 69-66
 J26 Villa MadonnaW, 90-78
 F1 at Youngstown St....L, 57-55
 F5 WagnerL, 50-48
 F8 St. John's.....W, 77-66
 F11 at Holy Cross.....W, 83-73
 F13 Seton Hall@.....W, 76-65
 F15 at FordhamW, 88-81
 F19 QuanticoW, 86-66
 F22 DuquesneW, 79-64
 F26 at BuffaloW, 65-53
 M1 St. Bonaventure.....L, 65-61
 M5 Syracuse.....W, 78-63
 National Invitation Tournament

Madison Square Garden
 M15 XavierL, 95-86
 % Madison Square Garden

1958-59 (15-8)

Coach: John Gallagher

D6 LaSalle.....W, 72-56
 D9 Villa MadonnaW, 87-65
 D13 FordhamW, 63-52
 D18 OhioW, 72-65
 D19 at Kent StateL, 72-71
 D26 Dayton%L, 84-79
 D27 Holy Cross%.....L, 86-80
 J4 at SienaW, 62-49
 J6 SyracuseW, 70-55
 J10 Colgate.....W, 93-52
 J17 Western OntarioW, 81-65
 J21 Buffalo State.....W, 94-34
 J24 ScrantonW, 96-63
 J31 at John CarrollW, 99-89
 F3 at DuquesneL, 75-72
 F7 at St. Bonaventure ...L, 92-79
 F9 Ford CrossW, 85-70
 F14 Youngstown State...W, 79-64
 F17 QuanticoL, 83-82
 F19 St. John's%L, 87-78
 F28 St. Bonaventure.....L, 64-63
 M4 at SyracuseL, 67-65
 M7 BuffaloW, 78-66
 % Madison Square Garden

1959-60 (14-12)

Coach: John Gallagher

D5 John CarrollW, 104-58
 D8 Villa MadonnaL, 77-73
 D12 LeMoynéL, 62-57
 D15 Florida Southern....W, 73-55
 D17 Georgetown.....W, 81-80
 D19 at LaSalleL, 64-48
 All College Tournament
 Oklahoma City, Okla.
 D28 Utah StateL, 75-65
 D29 CornellW, 72-56
 D30 TulsaL, 75-68
 J9 at St. Bonaventure ...L, 83-75
 J12 Stewart AFB.....W, 90-65
 J16 Connecticut.....W, 112-79
 J23 Western OntarioW, 93-59
 J30 at Holy Cross.....L, 97-71
 F1 at ProvidenceL, 68-43
 F6 St. John's.....L, 79-71
 F10 SyracuseW, 83-64
 F13 SienaW, 74-50
 F15 DuquesneW, 71-67
 F18 Seton Hall%.....L, 78-74
 F20 at FordhamW, 76-70
 F22 at ScrantonW, 95-66
 F27 St. Bonaventure.....L, 89-80
 M1 at ColgateW, 92-82
 M2 at SyracuseL, 73-67
 M5 at BuffaloL, 65-53
 % Madison Square Garden

1960-61 (16-5)

Coach: John Gallagher

D3 Assumption (Ont.)...W, 83-37
 D7 Villa MadonnaW, 99-71
 D10 La SalleW, 77-71
 D15 at John CarrollW, 84-54
 D17 at VillanovaL, 83-74
 J4 Belmont AbbeyW, 72-48
 J7 Colgate.....W, 99-76

All-Time Results

J14 St. Bonaventure L, 88-68
 J18 at Syracuse W, 97-77
 J21 Providence L, 76-74
 J28 at Duquesne W, 58-53
 J30 at St. Francis (Pa.) W, 74-63
 F3 Holy Cross W, 86-73
 F8 Syracuse W, 74-52
 F11 Fordham W, 76-61
 F16 at Seton Hall W, 78-76
 F18 at St. John's L, 84-64
 F20 at Siena W, 68-44
 F25 at St. Bonaventure W, 87-77
 M4 Buffalo W, 77-59
 National Invitation Tournament
 Madison Square Garden
 M21 Providence L, 71-68

1961-62 (16-8)

Coach: John Gallagher

D1 Southern Illinois W, 84-70
 D6 Villa Madonna W, 88-61
 D9 Villanova L, 64-55
 D13 Bellarmine W, 78-63
 D16 at LaSalle W, 78-64
 ECAC Quaker City Tournament,
 Philadelphia, Pa.

D26 Villanova L, 72-45
 D28 Wyoming L, 69-59
 D30 Penn State W, 77-70
 J6 Iona W, 73-56
 J13 at St. Bonaventure W, 71-51
 J20 St. Francis (Pa.) L, 64-61
 J27 at Holy Cross L, 83-80
 J29 at Providence L, 77-67
 F1 St. Francis (N.Y.) W, 60-53
 F3 Seton Hall W, 103-81
 F7 Syracuse W, 90-58
 F10 St. John's L, 67-66
 F14 at Georgetown L, 96-91
 F16 at Wagner W, 71-63
 F18 at Saint Peter's W, 92-71
 F24 St. Bonaventure W, 83-69
 F27 at Colgate W, 80-69
 F28 at Syracuse W, 86-58
 M5 Buffalo@ W, 72-56
 @ Buffalo Memorial Auditorium

1962-63 (14-3)

Coach: John Gallagher

D1 Scranton W, 94-65
 D5 Villa Madonna W, 104-73
 D8 LaSalle W, 79-76
 D13 at Dayton W, 75-67
 D15 at Villanova W, 73-71
 J5 Belmont Abbey W, 70-52
 J12 St. Bonaventure W, 80-63
 J20 Le Moyne W, 68-54
 J26 at Youngstown State W, 82-65
 J31 Georgetown W, 89-75
 F2 Providence L, 68-67
 F9 Saint Peter's W, 81-74
 F14 at Seton Hall L, 81-74
 F16 St. John's W, 53-49
 F22 at St. Bonaventure L, 87-63
 F27 Syracuse W, 82-61
 M4 Buffalo@ W, 79-68
 @ Buffalo Memorial Auditorium
 % Madison Square Garden

1963-64 (8-12)

Coach: John Gallagher

D4 Villa Madonna W, 73-53

D7 LeMoyné W, 66-53
 D14 Villanova W, 63-57
 D17 at Buffalo State W, 55-44
 D19 at Scranton W, 77-58
 D21 LaSalle@ L, 58-54
 J1 at St. Bonaventure L, 96-82
 J4 Florida Southern W, 88-68
 J23 at Saint Peter's L, 91-75
 J25 at Providence L, 95-75
 J27 at St. Francis (N.Y.) L, 59-38
 F1 St. John's L, 83-67
 F5 Syracuse L, 83-81
 F8 Seton Hall W, 83-73
 F12 Iona@ L, 81-64
 F15 at Bowling Green L, 104-67
 F22 Youngstown State L, 78-58
 F29 St. Bonaventure L, 91-69
 M4 at Syracuse L, 97-72
 M7 Buffalo@ W, 77-67
 & Palestra
 % Madison Square Garden

1964-65 (4-17)

Coach: John Gallagher

D2 at Dayton L, 95-64
 D6 St. Anselm's W, 48-41
 D8 Villa Madonna W, 69-60
 D10 Miami (Fla.) L, 74-67
 D12 LaSalle L, 67-59
 D15 Buffalo State L, 63-58
 D17 at Rochester L, 75-69
 D19 at Villanova L, 70-45
 J9 Gannon L, 65-56
 J16 St. Bonaventure L, 71-66
 J28 at Youngstown St. W, 55-42
 J30 at DePaul L, 97-59
 F2 at Syracuse L, 83-76
 F6 Providence L, 74-55
 F9 at Buffalo L, 74-63
 F11 at Seton Hall L, 85-67
 F13 at St. John's L, 82-72
 F17 St. Francis (N.Y.) W, 81-67
 F20 at Saint Peter's L, 81-67
 F27 at St. Bonaventure L, 87-69
 M3 Syracuse L, 95-64

1965-66 (11-13)

Coach: James Maloney

D4 Saint Peter's W, 83-82
 D7 Villa Madonna W, 82-72
 D9 New York% L, 103-73
 D14 Rochester W, 83-57
 D16 at Gannon W, 77-71
 D18 at LaSalle W, 88-87
 ECAC Quaker City Holiday Festival
 Philadelphia, Pa.
 D27 St. Joseph's L, 95-72
 D29 Cornell L, 98-83
 J5 at Buffalo W, 93-65
 J8 Youngstown State W, 87-67
 J18 DePaul L, 81-61
 J19 at St. Bonaventure L, 92-65
 J29 at Providence L, 80-67
 J31 at Fairfield L, 82-65
 F5 St. John's L, 85-69
 Buffalo W, 72-53
 F10 at Syracuse L, 103-76
 F12 Seton Hall W, 78-61
 F17 at St. Francis (N.Y.) W, 81-78
 F19 at Iona W, 76-71
 F21 at Villanova L, 79-61
 F26 St. Bonaventure L, 67-63

F28 Marquette L, 71-67
 M2 Syracuse L, 93-78
 % Madison Square Garden

1966-67 (12-13)

Coach: James Maloney

D3 Fairfield W, 85-82
 D7 Villa Madonna W, 96-73
 D10 LaSalle W, 72-69
 D12 Bowling Green W, 68-57
 D15 at Iona W, 88-71
 D17 at Saint Peter's L, 87-83
 ECAC Quaker City Tournament
 Philadelphia, Pa.

D27 Louisville L, 97-73
 D28 LaSalle L, 86-72
 J4 Buffalo State W, 83-67
 J7 New York W, 76-68
 J9 Villanova W, 68-65
 J12 Canisius@ L, 90-76
 J15 St. Bonaventure@ L, 79-77
 J18 Buffalo@ W, 74-72
 J27 at DePaul L, 78-65
 J30 at Marquette L, 80-67
 F4 Dayton W, 80-74
 F8 at Syracuse L, 67-65
 F11 Providence W, 77-76
 F16 at St. John's L, 66-48
 F18 at St. Francis (N.Y.) L, 81-72
 F20 at Seton Hall L, 83-81
 F25 at St. Bonaventure L, 55-50
 M1 Syracuse W, 71-59
 M7 Canisius@ L, 79-74
 @ Buffalo Memorial Auditorium

1967-68 (12-12)

Coach: James Maloney

D2 Long Island W, 101-94
 D6 Villa Madonna W, 114-66
 D9 Iona@ W, 100-76
 D14 Bowling Green - L L, 94-86
 D16 at LaSalle W, 100-83
 D20 at Cornell L, 84-78
 Motor City Tourney
 Detroit, Mich.

D29 Valparaiso W, 113-82
 D30 Detroit L, 102-91
 J3 Buffalo State@ W, 94-79
 J6 at St. Bonaventure L, 101-72
 J8 Villanova L, 74-57
 J13 Canisius@ W, 95-74
 J16 DePaul L, 79-72
 J26 at Fairfield L, 88-85
 J27 at Providence W, 95-91
 J31 at Syracuse W, 116-107
 F3 St. John's W, 104-73
 F10 St. Francis (N.Y.)@ W, 100-73
 F15 at Villanova L, 78-56
 F17 at Saint Peter's W, 100-88
 F21 Buffalo W, 99-82
 F25 St. Bonaventure@ L, 97-84
 F28 Syracuse L, 50-49
 M5 Canisius@ W, 96-84
 @ Buffalo Memorial Auditorium
 1 - Cleveland, Ohio

1968-69 (10-14)

Coach: Frank Layden

N30 Gannon@ W, 100-94
 D4 Buffalo State W, 118-97
 D7 Syracuse W, 118-110
 D11 Cornell L, 63-89

D14 LaSalle L, 88-73
 D19 Bowling Green - I.W. W, 100-92
 D21 Saint Peter's@ L, 91-82
 ECAC Quaker City Tournament
 Philadelphia, Pa.

D27 Indiana L, 86-83
 D28 Penn State L, 77-74
 J6 Villanova L, 73-68
 J11 Canisius@ L, 70-60
 J16 at Columbia L, 107-84
 J19 St. Bonaventure@ L, 70-68
 J22 Buffalo@ W, 79-76
 F1 at Dayton L, 100-70
 F3 at DePaul L, 83-74
 F8 Providence W, 78-55
 F13 at St. John's L, 97-60
 F15 Iona@ W, 104-78
 F17 at Long Island W, 83-75
 F22 at St. Bonaventure L, 98-90
 F26 at Syracuse W, 103-92
 M1 Fairfield W, 99-75
 M8 Canisius@ L, 83-79
 @ Buffalo Memorial Auditorium
 1 - Cleveland, Ohio
 % Madison Square Garden

1969-70 (22-7)

Coach: Frank Layden

D6 Iona@ W, 94-54
 D8 Thomas Moore W, 99-77
 D10 Buffalo State@ W, 83-80
 D13 Long Island W, 61-56
 D18 Rutgers@ W, 73-61
 D20 Gannon@ W, 84-67
 D23 at Xavier W, 91-83
 All College Tournament
 Oklahoma City, Okla.

D26 Rice W, 101-94
 D27 Tennessee W, 69-68
 D29 Oklahoma City W, 87-75
 J10 Canisius@ W, 101-75
 J14 Villanova& L, 102-92
 J16 at Saint Peter's L, 77-73
 J22 at St. Francis (N.Y.) W, 111-89
 J24 at Providence W, 94-85
 J27 Brockport State W, 105-60
 J31 at St. Bonaventure L, 89-81
 F4 Buffalo W, 98-68
 F7 DePaul W, 79-73
 F10 at Fairfield W, 71-65
 F12 Fordham% W, 77-68
 F14 LaSalle& L, 101-90
 F21 St. John's W, 72-70
 F25 Syracuse W, 91-83
 M1 St. Bonaventure@ L, 104-68
 M5 Canisius@ W, 60-57
 NCAA Tournament
 Princeton, N.J., Jadwin Gym

M7 Pennsylvania W, 79-69
 Columbia, S.C., Carolina Coliseum
 M12 Villanova L, 93-73
 M13 N.C. State L, 108-88
 @ Buffalo Memorial Auditorium
 % Madison Square Garden
 & Palestra

1970-71 (15-11)

Coach: Frank Layden

D5 Gannon@ L, 84-82
 D9 Thomas Moore L, 89-79
 D12 E. Michigan@ W, 91-63
 D15 Buffalo State W, 86-82

D17 Long Island% W, 72-66
 D19 Saint Peter's@ L, 93-90
 Queen City Tournament
 Buffalo, N.Y.

D26 Morehead State W, 74-69
 D28 Drake W, 87-77
 J5 at Minnesota L, 92-87
 J9 Canisius@ W, 61-55
 J13 Fairfield W, 88-74
 J16 Villanova@ L, 82-79
 J20 LaSalle W, 79-96
 J23 St. Joseph's (Pa.)& W, 77-76
 J25 at DePaul W, 83-72
 J27 at Army W, 60-50
 J30 at St. Bonaventure L, 89-73
 F3 Buffalo@ W, 90-77
 F6 Providence@ L, 73-64
 F8 St. Francis (Pa.) L, 75-67
 F11 at St. John's L, 82-71
 F13 at Iona W, 90-65
 F21 St. Bonaventure@ W, 76-59
 F28 at Duquesne L, 99-69
 M3 at Syracuse L, 60-59
 M6 Canisius@ W, 85-69
 @ Buffalo Memorial Auditorium
 % Madison Square Garden

1971-72 (21-9)

Coach: Frank Layden

D2 Army% L, 79-73
 D4 Gannon@ W, 84-69
 D8 at LaSalle W, 71-70
 D11 DePaul@ W, 108-87
 D13 Buffalo State@ W, 107-65
 D18 St. Joseph's@ W, 88-67
 D22 Thomas Moore W, 101-53
 Queen City Tournament
 Buffalo, N.Y.

D30 Cornell W, 95-69
 J1 Canisius W, 91-82
 J4 at Bowling Green W, 88-74
 J8 at Saint Peter's W, 112-92
 J10 Long Island @ W, 76-70
 J15 Canisius @ W, 73-72
 J19 at South Carolina L, 80-69
 J22 at Providence L, 89-79
 J24 at Fairfield L, 68-67
 J29 at St. Bonaventure L, 76-73
 J31 Dayton @ W, 88-69
 F5 Buffalo@ W, 96-76
 F7 at St. Francis (Pa.) W, 82-72
 F9 at Villanova W, 89-83
 F12 Iona @ W, 98-83
 F19 St. John's @ L, 93-90
 F27 St. Bonaventure @ W, 80-74
 M1 Syracuse L, 87-79
 M4 Canisius @ L, 87-77
 National Invitation Tournament
 Madison Square Garden

1972-73 (9-16)

Coach: Frank Layden

D2 St. Francis (Pa.)@ W, 99-66
 D6 Villanova@ L, 67-62
 D9 Bowling Green @ W, 100-77
 D16 Buffalo State @ W, 99-69

D23 Saint Peter's @ W, 115-90
 ECAC Holiday Festival
 Madison Square Garden

D27 Manhattan L, 62-61
 D28 Tennessee W, 66-62
 J3 at Clemson L, 75-68
 J6 Long Island @ W, 67-59
 J8 at Furman L, 82-77
 J10 at Wake Forest L, 85-79
 J13 Canisius @ L, 74-69
 J17 at Brigham Young L, 93-83
 J20 LaSalle @ L, 80-72
 J28 St. Bonaventure @ L, 88-78
 J31 at Buffalo W, 79-77
 F3 Providence @ L, 70-66
 F6 at Army L, 57-53
 F8 at St. John's L, 74-69
 F10 at Iona W, 91-80
 F12 South Carolina @ L, 84-74
 F17 at St. Bonaventure W, 49-45
 F21 at Syracuse L, 80-77
 F24 at DePaul L, 87-81
 M3 Canisius @ L, 69-66
 @ Buffalo Memorial Auditorium
 % Madison Square Garden

1973-74 (12-14)

Coach: Frank Layden

D1 at St. Michael's (Vt.) W, 102-77
 D8 at Buffalo State W, 80-78
 D12 at Saint Peter's W, 85-78
 D15 at Villanova W, 65-63
 D17 at No.8 Providence L, 78-74
 D19 Minnesota W, 79-65
 D28 Furman @ L, 79-85
 Rochester Kodak Classic
 Rochester, N.Y.

D28 Colgate W, 68-64
 D29 Rochester W, 75-70
 J5 at LaSalle L, 67-65
 J7 DePaul L, 88-77
 J12 Canisius> L, 88-84
 J19 Iona> W, 89-68
 J22 at George Washington L, 80-67
 J26 Army> W, 72-64
 J30 at South Carolina L, 85-60
 F2 at Massachusetts L, 76-64
 F4 Buffalo > W, 93-81
 F6 at St. Francis (Pa.) L, 76-71
 F9 at St. Bonaventure W, 64-63
 F13 at Cornell W, 98-58
 F16 St. John's L, 94-75
 F20 Syracuse> L, 80-60
 F23 St. Bonaventure> L, 80-71
 F27 at Long Island L, 69-61
 M2 Canisius @ L, 68-64
 @ Buffalo Memorial Auditorium
 > Niagara Falls Convention Center

1974-75 (13-14)

Coach: Frank Layden

N30 Canisius @ L, 99-72
 D7 Saint Peter's> W, 74-71
 D9 at Buffalo W, 77-58
 D14 St. Francis (N.Y.)> W, 83-61
 D18 Long Island> W, 78-77
 D21 at Army W, 72-63
 All College Tournament
 Oklahoma City, Okla.
 D26 North Texas L, 83-72
 D27 Pacific L, 73-71
 D28 Xavier L, 76-69

All-Time Results

J4 Buffalo State>.....W, 79-69
 J6 at DePaul.....W, 64-63
 J11 LaSalle>.....L, 81-71
 J15 at Villanova.....L, 82-67
 J18 Canisius>.....W, 72-63
 J20 South Carolina >.....L, 99-79
 J25 St. Bonaventure>.....W, 95-88
 J27 Jacksonville>.....W, 78-76
 J29 Cornell>.....W, 71-70
 F1 Massachusetts>.....L, 65-64
 F6 at St. John's.....L, 91-57
 F8 at Iona.....W, 74-59
 F15 at St. Bonaventure.....L, 81-71
 F19 at Pittsburgh.....L, 80-65
 F22 Providence>.....L, 80-77
 F26 at Syracuse.....L, 79-66
 ECAC Tournament - Buffalo, N.Y.
 Syracuse.....L, 90-72
 Fairfield.....W, 72-67
 @ Buffalo Memorial Auditorium
 > Niagara Falls Convention Center

1975-76 (17-12)

Coach: Frank Layden

Hall of Fame Tournament
 Springfield, Mass.
 N28 Fairfield*.....W, 83-78
 N29 Massachusetts*.....L, 92-81
 D2 Pittsburgh>.....W, 78-69
 D6 Canisius@.....L, 64-60
 D13 at Massachusetts.....L, 85-74
 D16 Buffalo State@.....L, 69-65
 D20 Iona>.....W, 78-58
 ECAC Tournament
 Niagara Falls, N.Y.

D26 San Francisco.....L, 60-57
 D27 Brown.....W, 77-59
 J2 Brigham Young>.....W, 75-60
 J5 Villanova>.....W, 61-52
 J10 Buffalo>.....W, 76-56
 J17 DePaul>.....W, 81-61
 J19 at Saint Peter's.....W, 70-64
 J21 at Hofstra.....W, 77-64
 J24 at Jacksonville.....W, 54-53
 J27 at Cornell.....L, 82-60
 J31 at St. Bonaventure.....L, 67-53
 F5 at Providence.....L, 76-67
 F7 at Army.....W, 51-50
 F12 St. Francis (N.Y.)>.....W, 63-55
 F18 LaSalle>.....W, 69-53
 F21 Canisius>.....W, 67-61
 F25 Syracuse>.....W, 59-57
 F25 St. Bonaventure>.....L, 74-66
 M2 St. John's>.....L, 65-64
 ECAC Tournament - Syracuse, N.Y.
 M4 St. Bonaventure.....W, 67-66
 M6 Syracuse.....L, 77-68
 National Invitation Tournament
 Madison Square Garden
 M13 Kentucky.....L, 67-61
 @ Buffalo Memorial Auditorium
 > Niagara Falls Convention Center

1976-77 (13-13)

Coach: Dan Raskin

N27 Buffalo@.....W, 88-85 2ot
 D4 Saint Peter's>.....W, 69-61
 D8 at Louisiana State.....L, 68-82
 Cougar Classic Tournament
 Provo, Utah
 D10 Xavier.....W, 46-44
 D11 Brigham Young.....L, 65-52

D14 Siena>.....W, 64-63
 D16 Baldwin-Wallace>.....W, 64-58
 D22 at DePaul.....L, 68-58
 ECAC Tournament
 Niagara Falls Convention Center
 D28 Canisius.....W, 62-52
 D29 Seton Hall.....L, 69-59
 J4 Vermont>.....W, 66-61
 J8 at Iona.....L, 71-62
 J10 Hofstra.....L, 73-70
 J15 Canisius@.....W, 89-71
 J19 at FDU.....L, 69-59
 J22 Massachusetts>.....W, 81-77
 J25 Providence>.....L, 71-63
 F5 St. John's>.....L, 72-66
 F12 Kings.....W, 87-74
 F14 Buffalo State>.....W, 70-64
 F16 at LaSalle.....W, 66-64
 F19 at St. Bonaventure.....L, 85-71
 F21 St. Francis (Pa.)>.....W, 85-81
 F23 at Syracuse.....L, 106-82
 St. Bonaventure>.....L, 88-76
 F28 Canisius>.....L, 64-60
 @ Buffalo Memorial Auditorium
 > Niagara Falls Convention Center

1977-78 (14-12)

Coach: Dan Raskin

Lapchick, Tournament
 Jamaica
 N25 Old Dominion.....L, 90-82
 N26 Lafayette.....L, 71-60
 D3 FDU>.....W, 65-60
 D6 at Hofstra.....W, 77-66
 D10 Buffalo State@.....W, 66-59
 D13 Cornell>.....W, 77-62
 D17 Canisius@.....W, 86-80
 D19 Cal State Bakersfield>.....W, 89-78
 UConn Classic Tournament
 Storrs, Conn.
 D28 Connecticut.....W, 96-72
 D29 Massachusetts.....L, 84-73
 J4 at Saint Peter's.....W, 81-79
 J6 at LaSalle.....L, 116-97
 J9 Cleveland State>.....W, 85-82
 J11 at Siena.....W, 91-83
 D14 Iona>.....W, 82-81
 D18 Buffalo>.....W, 90-80
 J23 Canisius>.....W, 85-73
 J28 at St. Bonaventure.....L, 89-76
 F1 at Seton Hall.....L, 84-76
 F4 at St. Francis (Pa.)>.....L, 75-64
 F8 at Long Island.....W, 80-79
 F11 at Providence.....L, 72-70
 F18 Army>.....L, 77-65
 F22 Syracuse>.....L, 70-69
 F25 St. Bonaventure>.....L, 69-67
 F27 St. John's.....L, 69-60
 > Niagara Falls Convention Center
 @ Buffalo Memorial Auditorium

1978-79 (6-20)

Coach: Dan Raskin

N28 at Cornell.....L, 77-74
 D2 Army>.....L, 78-65
 D5 at Duquesne.....L, 82-69
 D9 Canisius>.....L, 102-93
 Volunteer Classic Tournament
 Knoxville, Tenn.
 D15 Tennessee.....L, 100-80
 D16 USC.....L, 75-63
 D20 Buffalo State>.....W, 104-57

Rochester Classic - Rochester, N.Y.
 D29 Seton Hall.....W, 83-73
 D30 North Carolina.....L, 121-69
 J3 at Vermont.....L, 93-76
 J6 at Cleveland State.....L, 63-51
 J10 at Iona.....L, 78-66
 J13 St. Francis (Pa.)>.....W, 80-74
 J17 LaSalle>.....L, 88-74
 J20 Seton Hall>.....L, 65-62
 J24 Saint Peter's>.....L, 82-70
 J27 St. Bonaventure>.....L, 74-72
 J29 Providence>.....L, 56-55
 F3 at St. John's.....L, 80-52
 F5 at Richmond.....L, 66-65
 F10 Canisius@.....L, 83-81
 F15 Colgate>.....W, 112-64
 F17 at St. Bonaventure.....L, 77-73
 F19 Buffalo>.....W, 95-93
 F21 at Syracuse.....L, 120-82
 F24 Siena>.....W, 76-63
 > Niagara Falls Convention Center
 @ Buffalo Memorial Auditorium

1979-80 (11-16)

Coach: Dan Raskin

N30 Buffalo.....W, 90-72
 D1 at Providence.....L, 60-59
 D4 at Kent State-^.....L, 82-65
 D8 Duquesne>.....L, 64-57
 D12 at St. Francis (Pa.)>.....L, 76-71
 D15 Buffalo State>.....W, 93-76
 Bluebonnet Classic
 Houston, Texas
 D21 Houston.....L, 99-89
 D22 Rice.....L, 70-69
 D29 at Saint Peter's.....L, 71-54
 J3 Cornell>.....W, 68-60
 J5 at LaSalle.....L, 95-83
 J9 Hofstra>.....W, 95-88
 J12 Canisius>.....L, 91-89
 J16 at Siena.....L, 88-68
 J19 Iona>.....L, 98-74
 J21 Cleveland State >.....W, 105-91
 J26 at St. Bonaventure.....W, 95-92
 J28 St. John's@.....L, 87-63
 F2 at Army.....L, 65-50
 F4 Gannon.....W, 88-86
 F6 at Colgate.....W, 65-63
 F9 Canisius@.....W, 86-84
 F11 Upsala.....W, 88-80
 F16 Richmond>.....L, 67-65
 F20 Syracuse>.....L, 107-82
 F23 St. Bonaventure>.....L, 93-76
 ECAC North Region
 F26 Boston.....L, 95-86
 ^ - Kent forfeited due to ineligible player
 > Niagara Falls Convention Center
 @ Buffalo Memorial Auditorium

1980-81 (12-14)

Coach: Pete Lonergan

D3 Buffalo.....W, 82-62
 D6 C.W. Post>.....W, 78-57
 D10 Buffalo State.....W, 73-58
 D13 Brockport State>.....W, 5-57
 D15 Kent>.....L, 79-67
 Dayton Classic - Dayton, Ohio
 D19 Dayton.....L, 79-73
 D20 Jacksonville.....L, 63-44
 Rochester Classic
 D29 Canisius.....L, 70-62

D30 Siena.....L, 80-68
 J2 at Cornell.....W, 72-66
 J7 at Syracuse.....L, 107-84
 J10 at Cleveland State.....L, 81-56
 J12 LaSalle >.....L, 72-71
 J14 Siena>.....L, 77-70
 J17 at New Hampshire ..L, 82-77
 J21 at Iona.....L, 74-61
 J24 Canisius>.....W, 64-63
 J28 at St. John's.....W, 79-65
 J31 St. Bonaventure>.....W, 64-63
 F2 Drexel>.....L, 73-60
 F7 Army>.....W, 68-54
 F11 Colgate>.....L, 68-62
 F14 Hofstra.....W, 72-87
 F21 Canisius @.....W, 67-65
 F23 Kings.....W, 103-66
 F25 at St. Bonaventure ..L, 73-69
 > Niagara Falls Convention Center
 @ Buffalo Memorial Auditorium

1981-82 (19-10)

Coach: Pete Lonergan

N28 Buffalo State@.....L, 82-70
 D2 Buffalo>.....W, 75-66
 D5 St. Bonaventure>.....L, 49-43
 D8 at Duquesne.....L, 76-58
 Tangerine Tournament
 Orlando, Fla.

D11 Rollins.....W, 87-79
 D12 Stetson.....L, 80-57
 D21 Western Michigan>.....W, 85-73
 Rochester Classic
 Rochester, N.Y.
 D29 Utah.....W, 72-64
 D30 Georgetown.....L, 77-49
 J2 George Mason>.....W, 102-86
 J6 at Northeastern*.....L, 94-68
 J9 Cornell>.....L, 68-67
 J12 Bucknell.....W, 92-75
 J14 Brockport State.....W, 87-71
 J18 at Colgate.....W, 87-72
 J20 at Boston*.....W, 69-67
 J23 Canisius*>.....L, 96-85
 J31 New Hampshire*>.....W, 76-74
 F1 at St. Bonaventure.....L, 97-81
 F3 at Drexel.....L, 76-65
 F7 Holy Cross>.....W, 92-77
 F13 Vermont*>.....W, 109-78
 F17 Penn State>.....W, 92-80
 F20 Canisius*@.....W, 63-62
 F25 at Hofstra.....W, 64-62
 F27 Maine>.....W, 72-58

ECAC Tournament
 Niagara Falls, N.Y.
 M2 New Hampshire+.....W, 105-87
 ECAC Tournament
 Buffalo, N.Y.
 M4 at Canisius+.....W, 76-75
 ECAC Tournament
 Boston, Mass.
 M6 at Northeastern+.....L, 82-59
 @ Buffalo Memorial Auditorium
 > Niagara Falls Convention Center
 * - ECAC North Atlantic

1982-83 (11-18)

Coach: Pete Lonergan

N27 Fairfield.....L, 79-69
 D1 Buffalo State.....L, 86-79
 D4 St. Bonaventure@.....L, 60-55
 D8 at W. Michigan.....L, 61-59

D11 St. John's.....L, 88-53
 D15 Ohio.....W, 71-69
 D18 Syracuse.....L, 105-82
 D22 at LaSalle.....L, 82-65
 Utah Classic - Salt Lake, Utah
 D28 Utah*.....L, 85-62
 D29 Cal St.-Fullerton.....L, 68-50
 J5 at Maine*.....L, 79-73
 J11 at Cornell.....W, 74-63
 J15 Canisius*.....W, 66-61
 J17 at Bucknell.....L, 67-48
 J19 at Penn State.....L, 96-66
 J22 Buffalo.....W, 76-64
 J24 Drexel.....W, 73-63
 J26 at St. Bonaventure ..L, 102-85
 J29 at Vermont*.....L, 90-71
 F3 Boston*.....W, 76-75
 F8 at Holy Cross.....W, 79-78
 F10 at New Hampshire*..L, 87-64
 F14 Northeastern*.....L, 76-74
 F19 Canisius*@.....W, 83-62
 F23 Cleveland State.....W, 77-75
 F26 Colgate*.....W, 70-63
 M2 at Xavier.....L, 76-73
 M8 at Maine*.....W, 78-76 2ot
 M10 at Boston*.....L, 95-82
 @ Buffalo Memorial Auditorium
 * - ECAC North Atlantic

1983-84 (10-18)

Coach: Pete Lonergan

N28 St. John Fisher.....W, 105-73
 D2 at Colgate*.....W, 60-58
 D7 St. Bonaventure.....L, 73-69
 D10 at Ohio.....L, 84-68
 D13 Duquesne.....W, 75-69
 Miller High Life Classic
 Tampa, Fla.

D20 Xavier.....L, 77-68
 D21 South Florida.....L, 81-71
 D23 at St. John's.....L, 89-71
 J4 at Fairfield.....L, 96-80
 J7 Buffalo.....W, 97-77
 J9 at Drexel.....L, 64-55
 D14 New Hampshire*.....L, 66-51
 D18 at Vermont*.....W, 83-66
 D20 at New Hampshire*..L, 78-66
 D25 Cornell.....W, 77-50
 D28 Canisius*.....L, 75-69
 F1 at Maine*.....L, 68-66
 F4 Boston*.....L, 98-85
 F6 Northeastern*.....L, 76-70
 F9 Elmira.....W, 77-58
 F13 Maine*.....W, 72-68
 F18 at Canisius*.....L, 63-62
 F22 at Cleveland State.....L, 93-77
 F25 at Boston*.....L, 80-75
 F27 at Northeastern*.....L, 94-90
 M1 Vermont*.....W, 69-67
 M3 Colgate*.....W, 78-65
 M5 at Boston*.....L, 67-57
 * - ECAC North Atlantic

1984-85 (16-12)

Coach: Pete Lonergan

N23 Carnegie Mellon.....W, 101-47
 D1 Colgate*.....W, 73-37
 D5 at St. Bonaventure ..L, 88-65
 D8 LaSalle@.....L, 63-58
 D10 Pennsylvania.....W, 79-73
 D12 Hartford*.....W, 67-64
 D15 St. John's>.....W, 62-59

Gator Bowl Tournament
 Jacksonville, Fla.
 D21 Jacksonville*.....L, 73-61
 D22 Texas Christian*.....L, 81-71
 D29 Xavier.....L, 81-64
 J5 at Northeastern*.....L, 73-70
 J8 at New Hampshire*..W, 71-69
 J12 Vermont*.....W, 65-54
 J15 at Colgate.....W, 54-44
 J19 Canisius*.....L, 74-67
 J24 at Siena*.....L, 75-66
 J26 New Hampshire*.....W, 81-57
 J28 Northeastern*.....W, 85-80
 J31 at Boston*.....W, 88-87
 F2 at Maine*.....W, 97-96
 F6 Siena*.....W, 72-64
 F9 Maine *.....W, 83-72
 F11 at Vermont*.....W, 80-68
 F16 at Canisius*.....L, 70-51
 F21 Boston*.....L, 79-51
 F23 Drexel.....W, 73-67
 F26 at Army.....L, 61-59
 M4 Boston*.....L, 69-68
 @ Buffalo Memorial Auditorium
 > Niagara Falls Convention Center
 * - ECAC North Atlantic

1985-86 (14-14)

Coach: Andrew Walker

N27 Utica.....L, 81-71
 N30 at La Salle.....L, 92-75
 D2 at Drexel.....W, 70-67
 D7 Colgate*.....W, 58-36
 D11 at Siena*.....L, 61-55
 D14 at Vermont*.....W, 75-73
 D21 at St. John's.....L, 104-61
 D30 Saint Peter's*.....W, 70-56
 J6 at Cornell.....L, 72-59
 J11 at Colgate*.....W, 56-54
 J13 Vermont*.....W, 89-67
 J15 St. Bonaventure>.....W, 74-67
 J18 Canisius*>.....L, 57-54
 J20 at Hartford*.....L, 68-58
 J23 New Hampshire*.....W, 65-59
 J25 at Maine*.....W, 79-73
 J30 Northeastern*.....L, 90-75
 F1 Boston* @.....L, 70-60
 F6 Siena*.....W, 84-81
 F8 Maine*.....W, 83-80
 F10 at Dayton.....L, 105-84
 F13 Army.....W, 97-63
 F15 Hartford *>.....W, 76-60
 F19 at New Hampshire*..W, 95-78
 F22 at Boston*.....L, 93-75
 F24 at Northeastern*.....L, 85-62
 M1 Canisius*.....L, 62-46
 M4 at Siena*.....L, 82-70
 > Niagara Falls Convention Center
 @ Buffalo Memorial Auditorium
 * - ECAC North Atlantic

1986-87 (21-10)

Coach: Andrew Walker

N29 California (Pa.).....W, 101-84
 D3 at St. Bonaventure ..W, 82-80
 D6 at Pennsylvania.....W, 79-74
 D11 at USC.....L, 69-62
 D13 at Utica.....W, 87-73
 D20 St. John's@.....L, 66-58
 D27 at UNC-Wilmington L, 66-64
 D30 at Saint Peter's*.....L, 93-78

All-Time Results

J2 at Vermont*.....W, 95-74
 J4 Colgate*.....W, 111-68
 J7 at Siena*.....W, 97-88
 J10 at Colgate*.....W, 77-68
 J12 at Maine*.....W, 108-58
 J17 New Hampshire*.....W, 96-76
 J22 Vermont*.....W, 126-76
 J24 Siena*.....W, 96-94
 J29 at Boston*.....L, 95-82
 J31 at Northeastern*.....L, 60-50
 F5 Northeastern*.....W, 88-87
 F7 Maine*.....W, 98-77
 F10 at New Hampshire*.....W, 85-67
 F12 at Hartford*.....L, 55-52
 F14 Canisius*.....L, 78-76
 F19 Boston*.....W, 100-78
 F21 Hartford*.....W, 106-98
 F25 Kent State.....L, 97-83
 F28 at Canisius*.....W, 74-69
 M2 Vermont*.....W, 109-90
 M5 Boston*.....L, 84-82
 National Invitation Tournament
 Alumni Arena - Buffalo, N.Y.
 M13 Seton Hall.....W, 74-65
 M17 La Salle@.....L, 89-81
 @ Buffalo Memorial Auditorium
 * - ECAC North Atlantic

1987-88 (15-15)

Coach: Andrew Walker

D1 at DePaul.....L, 88-87
 Marist Tournament
 Poughkeepsie, N.Y.

D4 Chicago State.....W, 74-61
 D5 Marist.....L, 67-49
 D9 St. Bonaventure>.....L, 74-67
 D12 Saint Peter's.....L, 79-77
 D19 at St. John's.....L, 80-65
 First Bank Milwaukee Classic
 Milwaukee, Wisc.

D28 Cleveland State.....L, 86-76
 D29 Air Force.....L, 57-54
 J6 at New Hampshire*.....W, 68-61
 J8 at Maine*.....W, 94-87
 J14 at Boston*.....L, 83-77
 J16 at Northeastern*.....L, 91-85
 J21 New Hampshire*.....W, 63-56
 J23 Boston*.....W, 84-77
 J27 at Vermont*.....W, 83-73
 J30 Canisius*.....W, 64-59
 F4 Northeastern*.....L, 95-92
 F6 Maine*.....W, 90-78
 F9 Siena*.....L, 91-68
 F13 at Siena*.....L, 90-76
 F16 at Hartford*.....L, 88-79
 F20 Colgate*.....W, 80-62
 F23 Hartford*.....W, 58-56
 F25 Vermont*.....W, 85-69
 F27 at Colgate*.....W, 72-59
 M1 Xavier.....L, 93-80
 M5 Canisius* @.....W, 70-61
 North Atlantic Conference
 Hartford, Conn.

M8 Northeastern.....W, 70-57
 M10 New Hampshire.....W, 62-59
 M12 Boston.....L, 79-68
 @ Buffalo Memorial Auditorium
 * - ECAC North Atlantic

1988-89 (9-19)

Coach: Andrew Walker

Fleet Classic - Providence, R.I.
 N25 Providence.....L, 102-66
 N26 Fairfield.....W, 74-64
 N30 at Kent State.....W, 60-59
 D5 UNC-Wilmington>.....W, 71-63
 D10 DePaul@.....L, 82-75
 D13 at St. Bonaventure.....L, 81-78
 D23 St. John's @.....W, 68-63
 D27 at Xavier.....L, 93-70
 D29 at Saint Peter's.....L, 73-46
 J5 at Vermont*.....W, 79-70
 J7 Colgate*>.....W, 88-81
 J12 at Siena*.....L, 101-76
 J14 at Colgate*.....L, 65-64
 J17 at New Hampshire*.....W, 71-61
 J19 at Maine*.....L, 56-47
 J21 New Hampshire*>.....L, 81-80
 J26 Vermont*>.....W, 79-65
 J28 Siena*>.....L, 72-60
 F2 at Boston*.....L, 81-54
 F4 at Northeastern*.....L, 68-63
 F9 Maine*.....L, 64-53
 F11 Northeastern*.....L, 86-68
 F16 at Hartford*.....L, 66-62
 F18 at Saint Peter's.....W, 74-70
 F25 Hartford*.....L, 72-57
 F27 Boston*.....W, 77-67
 M4 Canisius*>.....L, 69-64
 ECAC North Atlantic Tournament
 Hartford, Conn.

1989-90 (6-22, 5-11)

Coach: Jack Armstrong

N29 Robert Morris>.....L, 70-59
 D2 Saint Peter's @.....L, 66-59
 D8 at Siena*.....L, 73-60
 D10 St. Francis (Pa.).....L, 76-74
 D13 St. Bonaventure>.....L, 72-62
 D16 Fairleigh Dickinson>.....L, 65-60
 D21 at St. Francis (N.Y.)>.....W, 83-69
 D23 at St. John's.....L, 83-51
 Texaco Star Classic
 San Diego, Calif.

D27 San Diego State.....L, 78-67
 D28 Clemson.....L, 85-65
 D30 at Loyola Marymount L, 122-87
 J4 Manhattan*>.....W, 62-57
 J6 at Loyola*.....W, 59-56
 J11 at Fairfield*.....L, 60-54
 J13 at Iona*.....L, 69-64
 J17 at DePaul.....L, 73-58
 J25 LaSalle*>.....L, 87-69
 J22 Canisius*>.....W, 75-72
 J30 at Army*.....L, 75-70
 F1 Holy Cross*@.....L, 92-82
 F3 Fordham*>.....L, 78-75
 F8 Army*>.....W, 89-78
 F10 Siena*>.....L, 74-65
 F12 Northeastern>.....L, 96-84
 F17 at Canisius*.....W, 73-66
 F23 at Holy Cross*.....L, 106-79
 F25 at Fordham*.....L, 101-71
 MAAC Tournament
 Knickerbocker Arena, Albany, N.Y.

M9 Boston.....L, 96-58
 > Niagara Falls Convention Center
 @ Buffalo Memorial Auditorium
 * - ECAC North Atlantic

M2 Saint Peter's.....L, 81-59
 > Niagara Falls Convention Center
 @ Buffalo Memorial Auditorium
 & - Meadowlands, N.J.

1991-92 (14-14, 8-8)

Coach: Jack Armstrong

N23 at St. John's.....L, 73-64
 N26 St. Francis (N.Y.).....W, 79-59
 D4 at St. Bonaventure.....L, 79-64
 D7 at Cornell.....W, 71-70
 D13 at Western Michigan>.....L, 86-68
 D21 at Northeastern.....L, 75-71
 D23 at Canisius*.....L, 85-81
 Marist Tournament
 D29 Dartmouth*.....W, 72-55
 D30 Colgate*.....L, 79-78
 J2 Rider.....W, 69-44
 J5 Fairfield*>.....W, 67-62
 J11 Dayton>.....W, 82-64
 J13 La Salle*>.....L, 93-77
 J17 Iona*>.....W, 88-62
 J19 Loyola*>.....W, 76-73
 J22 St. Bonaventure>.....W, 74-73
 J25 at Manhattan*.....L, 65-50
 J27 at Iona*.....L, 72-63
 F1 Manhattan*.....L, 69-62
 F7 at Saint Peter's*.....W, 79-74
 F9 at Fairfield*.....W, 80-76
 F13 Siena *>.....W, 73-66
 F18 Canisius*.....W, 84-71
 F21 at Loyola*.....L, 68-45
 F23 at LaSalle*.....L, 90-68
 F27 Saint Peter's*.....W, 83-55
 F29 at Siena*.....L, 63-61
 MAAC Tournament
 Knickerbocker Arena, Albany, N.Y.

M7 Siena*.....L, 83-57
 > Niagara Falls Convention Center

1992-93 (23-7, 11-3)

Coach: Jack Armstrong

D5 St. John's@.....L, 75-71
 D13 Buffalo>.....W, 92-76
 D19 W. Michigan.....W, 86-68
 D21 Kent State.....L, 71-70
 D23 Valparaiso.....W, 102-68
 J3 at Rider*.....W, 94-82
 J5 at Fairfield*.....W, 85-78
 J7 at Northeastern.....W, 83-71
 J9 Cornell>.....W, 80-66
 J12 at Dayton.....W, 66-63
 J14 Manhattan*.....W, 83-64
 J19 St. Bonaventure>.....W, 96-84
 J21 at Manhattan*.....L, 70-69
 J23 Iona*>.....W, 99-93
 J26 at St. Bonaventure.....L, 69-54
 J30 at Canisius*.....W, 70-59
 F2 at Buffalo.....W, 89-74
 F5 Fairfield* >.....W, 72-54
 F7 Loyola*.....W, 65-47
 F11 at Iona*.....L, 77-75
 F13 at Saint Peter's*.....W, 93-81
 F17 at Siena*.....W, 85-77
 F20 Loyola*>.....W, 72-66
 F24 Canisius*>.....W, 72-62
 F27 Saint Peter's*.....W, 77-63
 M1 Siena*.....L, 83-78
 MAAC Tournament
 Knickerbocker Arena, Albany, N.Y.

M6 Saint Peter's.....W, 84-60
 M7 Canisius.....W, 64-59
 M8 Manhattan.....L, 68-67
 National Invitation Tournament
 Niagara Falls Convention Center
 Niagara Falls, N.Y.

M18 Boston College#>.....L, 87-83
 @ Buffalo Memorial Auditorium
 > Niagara Falls Convention Center

D1 at Valparaiso.....L, 86-59
 Canisius Classic
 Buffalo Memorial Auditorium
 D3 Buffalo.....L, 69-64
 D4 Gonzaga.....W, 63-61
 D7 at Kent State.....W, 70-54
 D9 at George Mason.....L, 96-80
 D18 at St. Bonaventure.....L, 86-69
 D22 at St. John's.....L, 89-66
 D28 at Boston.....L, 70-64
 J6 Northeastern.....W, 80-79
 J8 Manhattan*.....L, 69-62
 J13 at American.....L, 76-60
 J15 Canisius*>.....W, 71-63
 J17 at Siena*.....L, 88-74
 J19 Buffalo>.....W, 88-76
 J22 St. Bonaventure>.....L, 73-65
 J24 Loyola*>.....L, 76-61
 J29 at Fairfield*.....L, 78-72
 F5 at Loyola*.....L, 70-62
 F10 Iona*.....L, 74-63
 F12 Fairfield*.....W, 65-54
 F16 at Canisius*.....L, 98-74
 F19 Siena*.....W, 82-78
 F21 Saint Peter's*>.....W, 76-74
 F25 at Iona*.....L, 74-65
 F27 at Manhattan*.....L, 102-58
 MAAC Tournament
 Knickerbocker Arena, Albany, N.Y.

M7 Siena*.....L, 83-57
 > Niagara Falls Convention Center

1990-91 (8-20, 6-10)

Coach: Jack Armstrong

N23 at St. Francis (Pa.).....L, 90-72
 N26 St. Bonaventure>.....W, 94-73
 N30 St. John's>.....L, 66-49
 D4 at FDU.....L, 83-67
 Indiana Classic - Bloomington, Ind.
 D7 Indiana.....L, 101-64
 D8 UNC-Wilmington.....L, 74-46
 D11 at St. Bonaventure.....W, 73-71
 D22 Saint Peter's* - &.....W, 55-50
 D27 at Robert Morris.....L, 84-79
 J5 at Siena*.....L, 96-80
 J8 at Northeastern.....L, 73-66
 J10 at Iona*.....L, 70-61
 J12 at LaSalle.....L, 84-78
 J15 Canisius*>.....W, 60-58
 J17 Manhattan*.....L, 55-52
 J19 Fairfield*@.....W, 81-79
 J24 Saint Peter's*@.....L, 72-60
 J26 LaSalle*@.....L, 77-65
 J29 at Fairfield*.....W, 70-67
 J31 Iona*.....L, 74-64
 F7 at Manhattan*.....L, 68-61
 F9 at Loyola*.....L, 67-65
 F12 Siena*.....L, 87-68
 F14 Loyola*.....W, 98-96
 F16 DePaul@.....L, 73-58
 F19 at Seton Hall.....L, 76-61
 F23 at Canisius*.....W, 66-64
 MAAC Tournament
 Knickerbocker Arena, Albany, N.Y.

M2 Saint Peter's.....L, 81-59
 > Niagara Falls Convention Center
 @ Buffalo Memorial Auditorium
 & - Meadowlands, N.J.

M18 Boston College#>.....L, 87-83
 @ Buffalo Memorial Auditorium
 > Niagara Falls Convention Center

D1 at Valparaiso.....L, 86-59
 Canisius Classic
 Buffalo Memorial Auditorium
 D3 Buffalo.....L, 69-64
 D4 Gonzaga.....W, 63-61
 D7 at Kent State.....W, 70-54
 D9 at George Mason.....L, 96-80
 D18 at St. Bonaventure.....L, 86-69
 D22 at St. John's.....L, 89-66
 D28 at Boston.....L, 70-64
 J6 Northeastern.....W, 80-79
 J8 Manhattan*.....L, 69-62
 J13 at American.....L, 76-60
 J15 Canisius*>.....W, 71-63
 J17 at Siena*.....L, 88-74
 J19 Buffalo>.....W, 88-76
 J22 St. Bonaventure>.....L, 73-65
 J24 Loyola*>.....L, 76-61
 J29 at Fairfield*.....L, 78-72
 F5 at Loyola*.....L, 70-62
 F10 Iona*.....L, 74-63
 F12 Fairfield*.....W, 65-54
 F16 at Canisius*.....L, 98-74
 F19 Siena*.....W, 82-78
 F21 Saint Peter's*>.....W, 76-74
 F25 at Iona*.....L, 74-65
 F27 at Manhattan*.....L, 102-58
 MAAC Tournament
 Knickerbocker Arena, Albany, N.Y.

M7 Siena*.....L, 83-57
 > Niagara Falls Convention Center

M18 Boston College#>.....L, 87-83
 @ Buffalo Memorial Auditorium
 > Niagara Falls Convention Center

D1 at Valparaiso.....L, 86-59
 Canisius Classic
 Buffalo Memorial Auditorium
 D3 Buffalo.....L, 69-64
 D4 Gonzaga.....W, 63-61
 D7 at Kent State.....W, 70-54
 D9 at George Mason.....L, 96-80
 D18 at St. Bonaventure.....L, 86-69
 D22 at St. John's.....L, 89-66
 D28 at Boston.....L, 70-64
 J6 Northeastern.....W, 80-79
 J8 Manhattan*.....L, 69-62
 J13 at American.....L, 76-60
 J15 Canisius*>.....W, 71-63
 J17 at Siena*.....L, 88-74
 J19 Buffalo>.....W, 88-76
 J22 St. Bonaventure>.....L, 73-65
 J24 Loyola*>.....L, 76-61
 J29 at Fairfield*.....L, 78-72
 F5 at Loyola*.....L, 70-62
 F10 Iona*.....L, 74-63
 F12 Fairfield*.....W, 65-54
 F16 at Canisius*.....L, 98-74
 F19 Siena*.....W, 82-78
 F21 Saint Peter's*>.....W, 76-74
 F25 at Iona*.....L, 74-65
 F27 at Manhattan*.....L, 102-58
 MAAC Tournament
 Knickerbocker Arena, Albany, N.Y.

M7 Siena*.....L, 83-57
 > Niagara Falls Convention Center

M18 Boston College#>.....L, 87-83
 @ Buffalo Memorial Auditorium
 > Niagara Falls Convention Center

D1 at Valparaiso.....L, 86-59
 Canisius Classic
 Buffalo Memorial Auditorium
 D3 Buffalo.....L, 69-64
 D4 Gonzaga.....W, 63-61
 D7 at Kent State.....W, 70-54
 D9 at George Mason.....L, 96-80
 D18 at St. Bonaventure.....L, 86-69
 D22 at St. John's.....L, 89-66
 D28 at Boston.....L, 70-64
 J6 Northeastern.....W, 80-79
 J8 Manhattan*.....L, 69-62
 J13 at American.....L, 76-60
 J15 Canisius*>.....W, 71-63
 J17 at Siena*.....L, 88-74
 J19 Buffalo>.....W, 88-76
 J22 St. Bonaventure>.....L, 73-65
 J24 Loyola*>.....L, 76-61
 J29 at Fairfield*.....L, 78-72
 F5 at Loyola*.....L, 70-62
 F10 Iona*.....L, 74-63
 F12 Fairfield*.....W, 65-54
 F16 at Canisius*.....L, 98-74
 F19 Siena*.....W, 82-78
 F21 Saint Peter's*>.....W, 76-74
 F25 at Iona*.....L, 74-65
 F27 at Manhattan*.....L, 102-58
 MAAC Tournament
 Knickerbocker Arena, Albany, N.Y.

M7 Siena*.....L, 83-57
 > Niagara Falls Convention Center

M18 Boston College#>.....L, 87-83
 @ Buffalo Memorial Auditorium
 > Niagara Falls Convention Center

1992-93 (23-7, 11-3)

Coach: Jack Armstrong

D5 St. John's@.....L, 75-71
 D13 Buffalo>.....W, 92-76
 D19 W. Michigan.....W, 86-68
 D21 Kent State.....L, 71-70
 D23 Valparaiso.....W, 102-68
 J3 at Rider*.....W, 94-82
 J5 at Fairfield*.....W, 85-78
 J7 at Northeastern.....W, 83-71
 J9 Cornell>.....W, 80-66
 J12 at Dayton.....W, 66-63
 J14 Manhattan*.....W, 83-64
 J19 St. Bonaventure>.....W, 96-84
 J21 at Manhattan*.....L, 70-69
 J23 Iona*>.....W, 99-93
 J26 at St. Bonaventure.....L, 69-54
 J30 at Canisius*.....W, 70-59
 F2 at Buffalo.....W, 89-74
 F5 Fairfield* >.....W, 72-54
 F7 Loyola*.....W, 65-47
 F11 at Iona*.....L, 77-75
 F13 at Saint Peter's*.....W, 93-81
 F17 at Siena*.....W, 85-77
 F20 Loyola*>.....W, 72-66
 F24 Canisius*>.....W, 72-62
 F27 Saint Peter's*.....W, 77-63
 M1 Siena*.....L, 83-78
 MAAC Tournament
 Knickerbocker Arena, Albany, N.Y.

M6 Saint Peter's.....W, 84-60
 M7 Canisius.....W, 64-59
 M8 Manhattan.....L, 68-67
 National Invitation Tournament
 Niagara Falls Convention Center
 Niagara Falls, N.Y.

M18 Boston College#>.....L, 87-83
 @ Buffalo Memorial Auditorium
 > Niagara Falls Convention Center

D1 at Valparaiso.....L, 86-59
 Canisius Classic
 Buffalo Memorial Auditorium
 D3 Buffalo.....L, 69-64
 D4 Gonzaga.....W, 63-61
 D7 at Kent State.....W, 70-54
 D9 at George Mason.....L, 96-80
 D18 at St. Bonaventure.....L, 86-69
 D22 at St. John's.....L, 89-66
 D28 at Boston.....L, 70-64
 J6 Northeastern.....W, 80-79
 J8 Manhattan*.....L, 69-62
 J13 at American.....L, 76-60
 J15 Canisius*>.....W, 71-63
 J17 at Siena*.....L, 88-74
 J19 Buffalo>.....W, 88-76
 J22 St. Bonaventure>.....L, 73-65
 J24 Loyola*>.....L, 76-61
 J29 at Fairfield*.....L, 78-72
 F5 at Loyola*.....L, 70-62
 F10 Iona*.....L, 74-63
 F12 Fairfield*.....W, 65-54
 F16 at Canisius*.....L, 98-74
 F19 Siena*.....W, 82-78
 F21 Saint Peter's*>.....W, 76-74
 F25 at Iona*.....L, 74-65
 F27 at Manhattan*.....L, 102-58
 MAAC Tournament
 Knickerbocker Arena, Albany, N.Y.

M7 Siena*.....L, 83-57
 > Niagara Falls Convention Center

M18 Boston College#>.....L, 87-83
 @ Buffalo Memorial Auditorium
 > Niagara Falls Convention Center

D1 at Valparaiso.....L, 86-59
 Canisius Classic
 Buffalo Memorial Auditorium
 D3 Buffalo.....L, 69-64
 D4 Gonzaga.....W, 63-61
 D7 at Kent State.....W, 70-54
 D9 at George Mason.....L, 96-80
 D18 at St. Bonaventure.....L, 86-69
 D22 at St. John's.....L, 89-66
 D28 at Boston.....L, 70-64
 J6 Northeastern.....W, 80-79
 J8 Manhattan*.....L, 69-62
 J13 at American.....L, 76-60
 J15 Canisius*>.....W, 71-63
 J17 at Siena*.....L, 88-74
 J19 Buffalo>.....W, 88-76
 J22 St. Bonaventure>.....L, 73-65
 J24 Loyola*>.....L, 76-61
 J29 at Fairfield*.....L, 78-72
 F5 at Loyola*.....L, 70-62
 F10 Iona*.....L, 74-63
 F12 Fairfield*.....W, 65-54
 F16 at Canisius*.....L, 98-74
 F19 Siena*.....W, 82-78
 F21 Saint Peter's*>.....W, 76-74
 F25 at Iona*.....L, 74-65
 F27 at Manhattan*.....L, 102-58
 MAAC Tournament
 Knickerbocker Arena, Albany, N.Y.

M7 Siena*.....L, 83-57
 > Niagara Falls Convention Center

M18 Boston College#>.....L, 87-83
 @ Buffalo Memorial Auditorium
 > Niagara Falls Convention Center

D1 at Valparaiso.....L, 86-59
 Canisius Classic
 Buffalo Memorial Auditorium
 D3 Buffalo.....L, 69-64
 D4 Gonzaga.....W, 63-61
 D7 at Kent State.....W, 70-54
 D9 at George Mason.....L, 96-80
 D18 at St. Bonaventure.....L, 86-69
 D22 at St. John's.....L, 89-66
 D28 at Boston.....L, 70-64
 J6 Northeastern.....W, 80-79
 J8 Manhattan*.....L, 69-62
 J13 at American.....L, 76-60
 J15 Canisius*>.....W, 71-63
 J17 at Siena*.....L, 88-74
 J19 Buffalo>.....W, 88-76
 J22 St. Bonaventure>.....L, 73-65
 J24 Loyola*>.....L, 76-61
 J29 at Fairfield*.....L, 78-72
 F5 at Loyola*.....L, 70-62
 F10 Iona*.....L, 74-63
 F12 Fairfield*.....W, 65-54
 F16 at Canisius*.....L, 98-74
 F19 Siena*.....W, 82-78
 F21 Saint Peter's*>.....W, 76-74
 F25 at Iona*.....L, 74-65
 F27 at Manhattan*.....L, 102-58
 MAAC Tournament
 Knickerbocker Arena, Albany, N.Y.

M7 Siena*.....L, 83-57
 > Niagara Falls Convention Center

M18 Boston College#>.....L, 87-83
 @ Buffalo Memorial Auditorium
 > Niagara Falls Convention Center

M5 Canisius.....L, 59-45
 > Niagara Falls Convention Center

1994-95 (5-25, 2-12)

Coach: Jack Armstrong

Big Island Invitational
 Hilo, Hawaii

N25 Purdue.....L, 71-60
 N26 Northern Iowa.....L, 75-72
 N27 Hawaii-Hilo.....W, 76-71
 D3 St. John's>.....L, 89-56
 D8 at Buffalo.....L, 71-57
 D10 at Providence.....L, 94-74
 D12 St. Bonaventure.....L, 76-61
 D17 American.....W, 96-84
 D20 Youngstown State.....L, 78-61
 D22 Buffalo.....L, 93-72
 D28 Northern Illinois.....L, 63-60
 J5 George Mason>.....W, 100-92
 J7 at Northeastern.....L, 67-56
 J9 Boston>.....L, 56-51
 J12 Loyola*>.....L, 79-73
 J14 at Manhattan*.....L, 85-54
 J16 at St. Bonaventure.....L, 95-63
 J20 at Saint Peter's*.....L, 83-68
 J22 at Fairfield*.....L, 93-79
 J28 Iona*>.....L, 74-61
 J31 Canisius*.....L, 89-75
 F3 Saint Peter's*@.....L, 72-64
 F5 Manhattan*.....L, 81-53
 F11 Fairfield*.....W, 79-59
 F14 at Siena*.....L, 97-84
 F17 at Iona*.....L, 98-80
 F19 at Loyola*.....L, 78-68
 F22 at Canisius*.....L, 84-63
 F26 Siena*.....W, 67-65
 MAAC Tournament
 Knickerbocker Arena, Albany, N.Y.

M4 Manhattan.....L, 83-60
 > Niagara Falls Convention Center
 @ Buffalo Memorial Auditorium

M18 Boston College#>.....L, 87-83
 @ Buffalo Memorial Auditorium
 > Niagara Falls Convention Center

D1 at Valparaiso.....L, 86-59
 Canisius Classic
 Buffalo Memorial Auditorium
 D3 Buffalo.....L, 69-64
 D4 Gonzaga.....W, 63-61
 D7 at Kent State.....W, 70-54
 D9 at George Mason.....L, 96-80
 D18 at St. Bonaventure.....L, 86-69
 D22 at St. John's.....L, 89-66
 D28 at Boston.....L, 70-64
 J6 Northeastern.....W, 80-79
 J8 Manhattan*.....L, 69-62
 J13 at American.....L, 76-60
 J15 Canisius*>.....W, 71-63
 J17 at Siena*.....L, 88-74
 J19 Buffalo>.....W, 88-76
 J22 St. Bonaventure>.....L, 73-65
 J24 Loyola*>.....L, 76-61
 J29 at Fairfield*.....L, 78-72
 F5 at Loyola*.....L, 70-62
 F10 Iona*.....L, 74-63
 F12 Fairfield*.....W, 65-54
 F16 at Canisius*.....L, 98-74
 F19 Siena*

All-Time Results

F20 at Loyola*..... W, 77-66
 F22 at Manhattan*..... W, 67-55
 MAAC Tournament
 Pepsi Arena, Albany, N.Y.
 F28 Loyola..... L, 85-80
 = HSBC Arena - Buffalo, N.Y.

1998-99 (17-12, 13-5)

Coach: Joe Mihalich

N13 Buffalo..... W, 85-63
 Preseason National Invitation
 Tournament - Amherst, Mass.
 N16 Massachusetts..... L, 87-73
 N21 at UMass..... L, 96-90
 N30 at Long Island..... W, 79-73
 D4 Saint Peter's*..... W, 73-60
 D6 Iona*..... W, 87-73
 D12 St. Bonaventure..... W, 70-61
 D23 at La Salle..... L, 77-74
 Capital City Classic Tallahassee, Fla.
 D29 Radford..... L, 75-72
 D30 Florida A&M..... W, 76-65
 J2 Siena*..... W, 95-84
 J4 at St. John's..... L, 115-70
 J6 at Fairfield*..... W, 92-82
 J10 Marist* - %..... L, 78-69
 J12 at Manhattan*..... W, 51-49
 J18 Marist*..... W, 119-108
 J21 Manhattan*..... W, 69-53
 J23 Rider*..... W, 86-85
 J25 at Loyola*..... W, 94-86
 J30 at Saint Peter's*..... L, 106-103
 F1 at Iona*..... L, 88-75
 F6 Canisius*..... L, 78-77
 F8 at Siena*..... W, 86-82
 F13 Fairfield*..... W, 95-93
 F15 Canisius*..... W, 73-67
 F18 Rider*..... L, 89-66
 F20 Loyola*..... W, 103-86
 MAAC Tournament
 HSBC Arena, Buffalo, N.Y.
 F27 Loyola+..... W, 78-77
 F28 Saint Peter's+..... L, 78-70
 = HSBC Arena - Buffalo, N.Y.
 % - Pepsi Arena - Albany, N.Y.

1999-00 (17-12, 10-8)

Coach: Joe Mihalich

N19 at Buffalo..... W, 105-103 2ot
 N28 at Albany..... W, 84-77
 D2 Canisius*..... W, 74-64
 D5 at Manhattan*..... L, 85-83
 D8 at St. Francis (Pa.)..... W, 73-71
 D11 St. John's..... L, 81-66
 D14 at Youngstown St..... W, 82-77
 D19 UMass..... W, 81-71
 D28 at Texas..... L, 85-48
 J2 at St. Bonaventure..... L, 84-71
 J8 Colgate..... W, 63-61
 J10 Iona*..... W, 79-67
 J14 Marist*..... W, 77-72
 J17 at Siena*..... L, 99-78
 J21 at Saint Peter's*..... W, 96-92 ot
 J23 at Fairfield*..... L, 85-78
 J29 Manhattan*..... W, 86-76
 J31 Siena*..... L, 90-69
 F4 at Loyola*..... W, 65-60
 F6 at Iona*..... L, 96-82
 F11 Rider*..... W, 77-74
 F13 Fairfield*..... W, 77-74 ot
 F15 at Canisius*..... L, 85-82 ot
 F18 at Rider*..... L, 81-77 ot

F20 at Marist*..... L, 74-66
 F25 Loyola*..... W, 78-65
 F27 Saint Peter's*..... W, 73-71
 MAAC Tournament
 Pepsi Arena, Albany, N.Y.
 M4 Marist*..... W, 83-65
 M6 Siena..... L, 90-88
 = HSBC Arena - Buffalo, N.Y.

2000-01 (15-13, 12-6)

Coach: Joe Mihalich

N17 at Buffalo..... W, 80-76
 N21 Albany..... W, 74-66
 N25 at St. John's..... L, 92-59
 N27 St. Francis (Pa.)..... W, 79-61
 Nova Scotia Sports Heritage Classic -
 Halifax, Nova Scotia
 D2 Ohio*..... L, 77-64
 D4 St. Bonaventure..... L, 67-63
 D7 at Canisius*..... W, 80-77
 D9 at Marshall..... L, 82-70
 D21 at Colgate..... L, 73-60
 D28 at Iona*..... L, 100-90 ot
 D30 at Syracuse..... L, 95-69
 J3 at Fairfield*..... W, 88-84
 J5 Saint Peter's*..... W, 76-69
 J7 Siena*..... W, 104-83
 J10 Fairfield*..... L, 84-82 2ot
 J13 at Marist*..... L, 59-56
 J15 at Loyola*..... W, 60-57
 J20 Rider*..... W, 90-83
 J25 at Saint Peter's*..... W, 88-84
 J27 at Rider*..... W, 93-84
 F2 at Manhattan*..... W, 81-78
 F8 Marist*..... W, 68-60
 F10 Iona*..... L, 70-64
 F16 Manhattan*..... W, 90-80
 F18 Loyola*..... W, 69-67 ot
 F21 Canisius*..... L, 85-70
 F24 at Siena*..... W, 69-65
 MAAC Tournament
 HSBC Arena, Buffalo, N.Y.
 M3 Canisius..... L, 72-70
 = HSBC Arena - Buffalo, N.Y.

2001-02 (18-14, 12-6)

Coach: Joe Mihalich

N17 George Mason..... L, 86-71
 N19 Buffalo..... W, 63-62
 N24 at St. Bonaventure..... L, 90-75
 Phoenix Classic - Hartford, Conn.
 N29 Winthrop..... W, 63-58
 N30 C. Connecticut State..... W, 60-55
 D6 Loyola*..... W, 71-51
 D8 at Siena*..... L, 77-65
 D11 St. John's..... L, 60-52
 San Juan Shootout
 D20 Texas-Pan Am..... L, 91-85
 D21 Jacksonville..... W, 64-52
 D22 Coppin State..... W, 78-50
 D29 at Drexel..... L, 87-82
 J2 at Akron..... L, 80-79
 J5 at Marist*..... W, 70-66
 J7 at Manhattan*..... L, 98-56
 J12 Fairfield*..... W, 79-77
 J17 Marist*..... L, 84-78
 J19 at Saint Peter's*..... W, 72-65
 J24 Rider*..... L, 80-76
 J26 Siena*..... W, 74-73
 J29 at Fairfield*..... W, 80-77
 F1 Iona*..... W, 84-74
 F3 at Rider*..... L, 82-67

F8 Saint Peter's*..... W, 93-70
 F10 Manhattan*..... W, 94-83
 F13 at Loyola*..... W, 65-42
 F16 at Canisius*..... W, 80-65
 F20 at Iona*..... L, 77-76
 F23 Canisius*..... W, 86-82
 MAAC Tournament
 Pepsi Arena, Albany, N.Y.
 M2 Iona..... W, 89-83
 M3 Canisius..... W, 70-60
 M4 Siena..... L, 92-77

2002-03 (17-12, 12-6)

Coach: Joe Mihalich

N22 Marshall..... L, 92-90
 N25 at Central Florida..... L, 94-69
 N30 Canisius*..... L, 89-69
 D4 at Loyola*..... W, 60-53
 D7 at George Mason..... L, 65-45
 D11 at Buffalo..... L, 75-64
 D14 Akron..... W, 77-71
 D21 Drexel..... W, 88-72
 D22 at Youngstown St..... W, 66-58
 J2 at St. John's..... L, 78-68
 J4 Bucknell - %..... W, 63-52
 J8 at Marist*..... W, 76-68
 J10 at Manhattan*..... L, 81-77
 J14 Siena*..... L, 78-73
 J16 Saint Peter's*..... W, 89-55
 J24 at Saint Peter's*..... W, 77-70
 J26 at Rider*..... W, 74-68
 J31 Manhattan*..... L, 71-65
 F2 Iona*..... W, 86-74
 F7 at Iona*..... L, 92-76
 F9 at Fairfield*..... W, 85-74
 F12 at Canisius*..... W, 71-68
 F16 Loyola*..... W, 79-66
 F18 at Siena*..... L, 84-71
 F22 Fairfield*..... W, 83-79
 F28 Rider*..... W, 78-72 ot
 M2 Marist*..... W, 88-87
 MAAC Tournament
 Trenton, N.J.
 M8 Iona..... W, 81-75
 M9 Manhattan..... L, 82-81 2ot
 % - Blue Cross Arena

2003-04 (22-10, 13-5)

Coach: Joe Mihalich

N22 Youngstown State..... W, 89-80
 N29 Bucknell..... W, 90-71
 D3 Canisius*..... W, 109-106ot
 D6 at Siena*..... W, 86-81
 D13 Buffalo..... L, 81-79
 D17 St. Bonaventure..... W, 107-98ot
 D20 at Yale..... W, 79-62
 D22 Central Florida..... L, 69-67
 D31 at C. Connecticut St..... W, 79-74
 J3 at St. John's..... L, 72-65
 J5 at American..... W, 75-72
 J9 Manhattan*..... L, 90-81
 J11 Iona*..... W, 105-87
 J16 at Loyola*..... W, 79-55
 J18 at Rider*..... L, 93-90ot
 J23 Siena*..... W, 62-58
 J25 Rider*..... W, 82-69
 J30 at Manhattan*..... L, 65-62
 F1 at Iona*..... W, 97-91
 F5 Marist*..... W, 87-51
 F7 Fairfield*..... L, 70-65
 F14 at Saint Peter's*..... W, 87-73
 F16 at Fairfield*..... L, 70-65

F19 Loyola*..... W, 69-62
 F21 Saint Peter's*..... W, 91-82
 F26 at Marist*..... W, 84-59
 F29 Canisius*..... W, 83-77
 MAAC Tournament
 Pepsi Arena, Albany, N.Y.
 M6 Iona..... W, 106-92ot
 M7 Siena..... W, 79-74
 M8 Manhattan..... L, 62-61
 National Invitation Tournament
 Buffalo, N.Y.
 M17 Troy State..... W, 87-83
 National Invitation Tournament
 Lincoln, Neb.
 M19 at Nebraska..... L, 78-70
 = HSBC Arena - Buffalo, N.Y.

2004-05 (20-10, 13-5)

Coach: Joe Mihalich

Preseason National Invitation
 Tournament
 Providence, R.I.
 N16 at Providence..... L, 83-78
 N20 American..... W, 78-71
 N22 C. Connecticut State..... W, 74-53
 N27 St. John's..... W, 102-81
 D1 at Canisius*..... W, 87-82
 D5 at Loyola*..... L, 97-89
 D8 Yale..... W, 96-60
 D11 at Buffalo..... L, 95-92 2ot
 D20 at St. Bonaventure..... W, 111-75
 D22 at Bucknell..... L, 76-74
 D30 Fairfield*..... W, 86-74
 J6 Saint Peter's*..... W, 91-80
 J8 Iona*..... W, 73-71
 J13 at Manhattan*..... L, 78-72
 J15 at Marist*..... L, 88-87
 J20 Rider*..... W, 102-97
 J22 Manhattan*..... W, 75-73 ot
 J27 at Siena*..... W, 74-59
 J30 Loyola*..... W, 84-73
 F5 Marist*..... W, 79-68
 F7 Siena*..... W, 81-66
 F10 at Iona*..... L, 95-80
 F12 at Fairfield*..... W, 78-74
 F16 Canisius*..... W, 113-101 ot
 BracketBuster - Akron, Ohio
 F19 at Akron..... L, 74-68
 F24 at Saint Peter's*..... W, 90-85
 F26 at Rider*..... L, 113-106 ot
 MAAC Tournament
 HSBC Arena, Buffalo, N.Y.
 M6 Iona..... W, 69-66
 M7 Rider..... W, 81-59
 NCAA Tournament
 McKale Center, Tucson, Ariz.
 M17 Oklahoma..... L, 84-67

D30 App. State..... W, 79-70
 D31 Troy..... L, 87-71

J6 at Loyola*..... L, 82-70
 J8 at Iona*..... L, 73-55
 J12 Fairfield*..... W, 78-73
 J14 Loyola*..... W, 75-72
 J17 at Canisius*..... W, 93-84
 J20 at Rider*..... L, 78-70
 J22 at Saint Peter's*..... L, 79-59
 J27 Iona*..... L, 71-69 ot
 J29 Rider*..... W, 84-70
 F3 at Manhattan*..... W, 67-51
 F5 at Fairfield*..... L, 68-64
 F8 Canisius*..... W, 79-72
 F11 Marist*..... W, 88-82
 F13 Manhattan*..... L, 82-81 ot
 BracketBuster - Valparaiso, Ind.
 F18 at Valparaiso..... L, 88-82
 F23 at Marist*..... L, 89-71
 F25 at Siena*..... L, 98-92 2ot
 MAAC Tournament
 Pepsi Arena, Albany, N.Y.
 M3 Fairfield..... W, 84-77
 M4 Iona..... L, 80-54

2006-07 (23-12, 13-5)

Coach: Joe Mihalich

N16 Binghamton..... L, 74-66
 N18 Valparaiso..... L, 70-58
 N25 Akron..... L, 63-48
 N29 at St. Bonaventure..... W, 74-63
 D2 at Buffalo..... L, 74-62
 D6 at Siena*..... L, 81-69
 D9 St. John's..... L, 86-64
 D16 Duquesne..... W, 78-74
 D19 at Iona*..... W, 79-58
 D23 at Central Michigan..... W, 80-73
 LaSalle Holiday Tournament,
 Philadelphia, Pa.
 D28 vs. Delaware..... L, 71-53
 D29 vs. Holy Cross..... W, 67-61
 D30 at La Salle..... W, 88-82
 J3 Saint Peter's*..... W, 88-55
 J5 Siena*..... L, 92-81
 J9 Fairfield*..... W, 85-76
 J12 at Loyola*..... L, 96-95 ot
 J14 at Rider*..... W, 80-79
 J18 Marist*..... L, 91-86 ot
 J20 Iona*..... W, 81-80
 J26 at Marist*..... W, 83-75
 J28 at Fairfield*..... L, 68-56
 F2 Manhattan*..... W, 81-70
 F4 Canisius*..... W, 79-61
 F9 at Saint Peter's*..... W, 63-59
 F11 Manhattan*..... W, 76-74
 F13 at Canisius*..... W, 89-88 ot
 BracketBuster - Niagara Univ., N.Y.
 F17 Liberty..... W, 90-81
 F23 Loyola*..... W, 73-71
 F25 Rider*..... W, 89-77
 MAAC Tournament
 Arena at Harbor Yard,
 Bridgeport, Conn.
 M3 Rider..... W, 77-52
 M4 Loyola..... W, 89-79
 M5 Siena..... W, 83-79
 NCAA Tournament
 Opening Round - Dayton, Ohio
 M13 Florida A&M..... W, 77-69
 NCAA Tournament
 United Center - Chicago, Ill.
 M16 Kansas..... L, 107-67

2007-08 (19-10, 12-6)

Coach: Joe Mihalich
 N16 Central Michigan..... W, 79-73
 N20 Buffalo..... W, 80-63
 N24 at Duquesne..... L, 76-65
 N28 St. Bonaventure..... W, 80-75
 D1 at Liberty..... L, 86-81
 D6 Rider*..... W, 89-77
 D9 at Towson..... L, 75-72 ot
 D15 at St. John's..... W, 77-73
 D22 Marist*..... W, 76-67
 D28 vs. Morgan State..... W, 73-53
 D29 at Santa Clara..... W, 56-53
 J1 at Iona*..... W, 74-67
 J5 at Manhattan*..... W, 96-86
 J11 Siena*..... L, 94-84
 J13 Manhattan*..... W, 80-63
 J18 at Marist*..... L, 70-62
 J21 at Canisius*..... L, 84-65
 J25 at Saint Peter's*..... W, 79-59
 J27 at Fairfield*..... W, 73-61
 F3 Fairfield*..... L, 76-72
 F5 Loyola*..... W, 83-79
 F8 at Rider*..... L, 80-76
 F10 at Loyola*..... W, 92-87
 F16 Iona*..... W, 81-75
 F18 Saint Peter's*..... W, 71-69
 F23 at Appalachian State..... W, 76-75
 BracketBuster - Boone, N.C.
 F29 at Siena*..... L, 94-78
 M2 Canisius*..... W, 87-63
 MAAC Tournament
 Times Union Center, Albany, N.Y.
 M8 vs. Marist..... L, 66-62
 ^ Cable Car Classic - Santa Clara, Calif.

2008-09 (26-9, 14-4)

Coach: Joe Mihalich

N16 Towson..... W, 79-62
 N19 at Villanova..... L, 77-62
 N22 Appalachian State..... W, 95-80
 N25 at Buffalo..... W, 65-61
 N28 vs. Monmouth..... W, 71-48
 N29 vs. Hartford..... W, 103-63
 D3 Akron..... L, 63-59
 D7 at Loyola*..... W, 91-75
 D14 at South Florida..... W, 70-55
 D18 at Drexel..... W, 67-62
 D23 at St. Bonaventure..... W, 83-65
 D29 vs. Murray State..... W, 80-71
 D30 at Chattanooga..... L, 99-84
 J3 Manhattan*..... W, 93-74
 J5 Loyola*..... W, 82-70
 J9 at Saint Peter's*..... W, 62-55
 J11 at Marist*..... L, 86-68
 J15 Iona*..... L, 71-65
 J17 Rider*..... W, 84-70
 J24 at Siena*..... L, 82-65
 J26 Canisius*..... W, 75-69
 J31 at Manhattan*..... W, 68-49
 F2 at Iona*..... W, 65-53
 F6 Saint Peter's*..... W, 73-55
 F8 Fairfield*..... W, 75-50
 F12 at Canisius*..... W, 57-41
 F14 at Fairfield*..... W, 83-76
 F18 at Rider*..... L, 90-87
 F20 Illinois State..... W, 70-56
 BracketBuster - Niagara Univ., N.Y.
 F27 Siena*..... W, 100-85
 M1 Marist*..... W, 80-72
 MAAC Tournament
 Times Union Center, Albany, N.Y.
 M7 Marist..... W, 79-50

All-Time Results

M8 RiderW, 93-89 2OT
M9 SienaL, 77-70
National Invitational Tournament
Niagara Univ., N.Y.
M17 Rhode IslandL, 68-62

2009-10 (18-15, 9-9)
Coach: Joe Mihalich

N13 at AuburnL, 69-65
N17 DrexelW, 76-69
N20 vs. Howard^W, 82-77
N21 vs. UCFW, 63-46
N22 vs. Austin PeayL, 69-67
N25 at Mount St. Mary's..W, 74-64
N29 at AkronL, 80-68
D4 Manhattan*W, 88-64
D6 Loyola*W, 77-57
D9 BuffaloL, 86-80
D13 at Illinois State^W, 76-68
D22 St. BonaventureW, 77-71
D28 vs. Air Force^L, 77-71
D29 vs Norfolk State%...W, 80-69
J2 vs. Iona#*L, 63-60
J4 Fairfield*W, 77-68
J9 at Siena*L, 83-65
J11 at Saint Peter's*.L, 90-86 2ot
J16 at Iona*L, 64-47
J18 at Marist*W, 72-56
J22 Saint Peter's*L, 74-65
J24 Rider*L, 62-61
J29 at Canisius*L, 73-70 ot
J31 at Loyola*W, 86-77
F5 Canisius*W, 66-54
F8 at Rider*L, 70-62
F12 Siena*W, 87-74
F14 Marist*W, 70-51
F20 at Wisc.-Milwaukee. W, 85-79
BracketBuster - Milwaukee, Wisc.
F26 at Manhattan*W, 74-72
F28 at Fairfield*L, 80-74 ot
MAAC Tournament
Times Union Center, Albany, N.Y.
M6 vs. IonaW, 68-64
M7 vs. FairfieldL, 69-63
^ Glenn Wilkes Calsic # HSBC Arena
% Don Haskins Sun Bowl Tournament

2010-11 (9-23, 5-13)
Coach: Joe Mihalich

N17 MilwaukeeL, 90-73
N19 at Georgia Tech^L, 77-51
N22 Mount St. Mary'sW, 65-63
N26 vs. Bowling Green^ ..W, 65-61
N27 vs. Albany^L, 75-65
N28 at Detroit^L, 96-77
D3 at Marist*L, 80-72
D5 at Iona*L, 82-58
D8 at BuffaloL, 82-64
D11 at St. Bonaventure ..W, 69-61
D19 at Cent. Connecticut. L, 74-71
D22 QuinnipiacL, 88-63
D28 at DrexelL, 84-39
D30 at UMBGL, 68-67
J3 at Fairfield*L, 70-48
J7 Rider*L, 82-65
J9 Siena*W, 68-55
J15 at Saint Peter's*L, 77-57
J17 at Manhattan*L, 51-49
J21 Iona*L, 72-66
J23 Fairfield*L, 57-49
J28 at Canisius*L, 69-54
J30 at Siena*L, 61-59

F4 Saint Peter's*L, 70-47
F6 Marist*W, 77-60
F11 at Loyola*W, 59-57
F13 at Rider*L, 61-50
F16 Canisius*W, 67-65
F19 Central MichiganW, 61-55
BracketBuster - Niagara Univ.
F25 Loyola*L, 75-63
F27 Manhattan*W, 66-59
MAAC Tournament
Times Union Center, Albany, N.Y.
M4 vs. MaristL, 73-61
^ Legends Classic
* MAAC Games

2011-12 (14-19, 8-10)
Coach: Joe Mihalich

N14 Central Conn. St.... W, 102-93 OT
N17 at Missouri^L, 83-52
N21 vs. South Dakota St.^ ..L, 79-71
N22 at Mercer^L, 74-55
N23 vs. Sam Houston^ ..W, 59-52
N28 at St. Francis (Pa.)...W, 65-63
D2 Fairfield*L, 79-75
D4 Iona*L, 98-62
D7 BuffaloL, 82-74
D10 at HartfordW, 79-76
D13 DrexelL, 71-58
D22 at QuinnipiacL, 85-81
D28 UMBGL, 92-75
D30 St. BonaventureL, 68-67
J2 at Loyola (Md.)*W, 66-61
J6 at Iona*L, 73-61
J8 at Siena*L, 72-60
J13 Saint Peter's*W, 85-73
J15 Marist*W, 86-67
J19 at Canisius*W, 75-56
J22 at Manhattan*L, 71-64
J27 Loyola (Md.)*L, 69-57
J29 Manhattan*L, 87-70
F3 at Fairfield*L, 77-69
F5 at Rider*L, 74-73
F9 Siena*W, 58-54
F11 Rider*W, 84-82
F15 Canisius*W, 60-57 OT
F18 at VermontL, 92-70
F24 at Saint Peter's*W, 59-56
F26 at Marist*L, 89-77
MAAC Tournament
Times Union Center, Albany, N.Y.
M2 vs. CanisiusW, 80-70
M3 vs. Loyola (Md.)L, 86-73
^ CBE Classic
* MAAC Games

2012-13 (19-14, 13-5)
Coach: Joe Mihalich

N9 at Oregon St^L, 102-83
N13 vs. St. Francis (Pa.) ..W, 86-69
N16 vs. Bucknell^W, 88-71
N18 vs New Mexico St.^ ..W, 86-83
N24 at St. Bonaventure # L, 80-75
N28 at Iona*L, 83-72
D2 at Central Michigan. L, 66-64
D5 Loyola*W, 62-61
D8 at BuffaloL, 77-67
D12 HartfordW, 75-59
D16 VermontW, 68-58
D21 at 22 Notre DameL, 89-67
J3 Marist*W, 94-72
J5 Fairfield*W, 71-67
J8 at BrownL, 75-74 OT

J11 at Saint Peter's*W, 77-58
J13 at Fairfield*W, 67-64
J17 Siena*W, 87-64
J19 Manhattan*W, 64-60
J25 at Siena*W, 78-69
J27 at Canisius*W, 66-65
J31 Iona*W, 93-90
F2 Loyola*L, 89-87 2OT
F7 at Rider*L, 72-69
F10 Canisius*L, 77-70
F15 at Marist*W, 57-54
F17 at Manhattan*W, 60-56
F23 Northwestern St.....W, 92-76
BracketBuster- Niagara Univ
F28 Rider*L, 68-59
M2 Saint Peter's*W, 78-61
MAAC Tournament
Mass Mutual Center, Springfield,Mass
M9 vs. SienaW, 74-62
M10 vs. IonaL, 79-73
NIT Tournament
Comcast Center, College Park, MD
M19 vs. MarylandL, 86-70
^2K Sports Classic *MAAC Games
Blue Cross Arena

2013-14 (7-26, 3-17)
Coach: Chris Casey

N9 at Seton Hall%L, 83-72
N13 BuffaloW, 92-81
Coaches vs. Cancer
Kent, Ohio
N21 vs USC Upstate%L, 83-74
N22 vs Western Carolina% ..L, 98-90
N23 at Kent State%L, 102-97
N26 at PennL, 85-66
N30 at Northwestern State L, 107-100
D2 at Arkansas StateL, 86-61
D6 Siena*L, 84-71
D8 Saint Peter's*W, 61-56
D11 Davidson#W, 83-72
D21 St. BonaventureL, 74-72
D29 BrownW, 68-65
J2 at Rider*L, 85-83
J4 at Iona*L, 118-92
J10 Monmouth*L, 85-74
J12 Rider*L, 90-78
J16 at Fairfield*W, 67-63
J18 at Quinnipiac*L, 85-71
J22 at Canisius*L, 87-74
J24 Marist*W, 80-74
J30 at Siena*L, 66-62
F1 at Marist*L, 78-64
F7 Iona*L, 90-89
F9 Manhattan*L, 90-72
F14 Canisius*L, 71-65
F16 at Manhattan*L, 90-72
F20 Fairfield*L, 72-66
F22 Quinnipiac*L, 90-88
F28 at Monmouth*L, 75-50
M2 at Saint Peter's*L, 71-67
MAAC Tournament
Mass Mutual Center, Springfield,Mass
M6 vs MaristW, 78-76
M8 vs QuinnipiacL, 89-80
* - MAAC
% - Coaches vs. Cancer
- First Niagara Center (Buffalo, NY)
2014-15 (8-22, 7-13)
Coach: Chris Casey
N14 at PittL, 78-45
N20 at Saint Peter's*W, 61-59

N22 HartfordL, 65-62
N29 St. BonaventureL, 74-59
D2 at St. John'sL, 70-57
D6 Canisius*L, 77-64
D13 at DavidsonL, 78-58
D19 at BuffaloL, 89-62
D23 Arkansas StateL, 74-69
D30 AlbanyW, 65-47
J2 Manhattan*W, 73-61
J4 Monmouth*L, 66-50
J8 at Siena*L, 79-69
J10 at Manhattan*L, 84-75
J13 PennL, 67-56
J16 Iona*L, 80-79
J18 Siena*L, 74-70
J23 at Monmouth*L, 69-58
J25 at Iona*L, 87-64
J30 Marist*L, 65-61
F1 Quinnipiac*W, 105-100, 2OT
F6 at Marist*L, 63-61
F8 at Quinnipiac*L, 91-69
F13 Saint Peter's*L, 77-65
F15 Rider*L, 69-60
F19 at Fairfield*W, 55-53
F21 at Rider*W, 65-61
F24 at Canisius*W, 82-71
M1 Fairfield*W, 57-56
MAAC Tournament
Times Union Center, Albany, NY
M5 SienaL, 71-54

2015-16 (7-25, 5-15)
Coach: Chris Casey

N13 at Old Dominion%L, 67-50
N15 at Saint Joseph's%L, 73-62
N18 BrownW, 75-66
Hall of Fame Tip-Off Tournament
Uncasville, CT
N21 vs. Vermont%L, 85-67
N22 vs North Carolina A&T% ..W, 73-72
N24 at HartfordL, 77-73
N28 Youngstown StateL, 88-70
D4 Quinnipiac*W, 76-72
D6 Monmouth*L, 56-42
D9 at St. John'sL, 48-44
D12 LIU BrooklynL, 80-79 OT
D23 at AlbanyL, 65-56
D30 at St. BonaventureL, 82-68
J2 at Siena*L, 75-63
J4 at Iona*L, 65-52
J7 Saint Peter's*W, 63-61
J9 Manhattan*W, 55-53
J15 at Fairfield*L, 73-68
J17 at Manhattan*L, 69-64
J22 Canisius*L, 70-61
J26 Siena*L, 82-70
J28 at Marist*W, 69-66
J30 at Quinnipiac*L, 82-68
F5 Rider*L, 66-60
F7 Iona*L, 75-61
F12 at Saint Peter's*L, 79-59
F14 at Rider*L, 77-59
F18 Marist*W, 76-72
F20 Fairfield*L, 71-59
F25 at Canisius*L, 65-60
F28 at Monmouth*L, 77-68
MAAC Tournament
Times Union Center, Albany, N.Y.
M3 CanisiusL, 97-102 (3OT)
* - MAAC
% - Hall of Fame Tip-Off Tournament

2016-17 (10-23, 6-14)
Coach: Chris Casey

N11 BuffaloL, 76-66
N13 at BrownL, 88-79
N15 at Hartford!L, 82-78 (OT)
N20 at Rutgers!L, 78-65
N23 Drexel!W, 93-74
N25 at North Texas!L, 80-71
D2 at Marist*L, 72-66
D4 at Iona*W, 74-58
D7 at Kent StateL, 100-72
D10 Norfolk StateW, 65-61
D14 at Youngstown State ..L, 101-97 (OT)
Big 4 Basketball Classic
KeyBank Center, Buffalo, NY
D17 vs. St. BonaventureL, 79-69
Barclays Center, Brooklyn, NY
D21 at LIU BrooklynW, 75-66
J2 Quinnipiac*L, 81-78
J4 Siena*W, 71-66
J8 at Rider*L, 89-78
J10 at Manhattan*L, 78-69
J14 Monmouth*L, 90-83
J16 Marist*L, 93-87 (OT)
J21 at Saint Peter's*W, 57-55
J23 Canisius*W, 91-84
J26 Manhattan*L, 70-69
J28 Rider*W, 80-67
J28 at Fairfield*L, 81-61
F4 at Quinnipiac*L, 89-81
F10 at Canisius*W, 94-81
F12 Iona*L, 90-76
F16 at Monmouth*L, 93-75
F18 at Siena*L, 76-70
F24 Saint Peter's*L, 66-53
F26 Fairfield*L, 62-58
MAAC Tournament
Times Union Center, Albany, NY
M2 QuinnipiacW, 88-69
M3 MonmouthL, 84-59
* MAAC
! Scarlet Knight Classic

2017-18 (19-14, 12-6)
Coach: Chris Casey

N10 at St. BonaventureW, 77-75
N15 at MinnesotaL, 107-81
N19 at Massachusetts!L, 101-76
N21 at BYU!L, 95-88
N24 Alabama A&M!W, 96-74
N25 UT Arlington!L, 95-90
N27 ArmyW, 77-71
N29 BuffaloL, 106-87
D5 at New HampshireW, 78-70
D10 St. FrancisL, 93-87 (OT)
D16 at Norfolk StateW, 85-82
D19 Cleveland StateW, 79-77
D23 at CornellL, 79-86
D29 Iona*L, 98-93 (OT)
D31 Rider*L, 99-76
J5 at Siena*L, 84-76
J7 at Marist*W, 86-70
J12 Monmouth*W, 78-77
J14 Saint Peter's*W, 73-70
J18 at Quinnipiac*W, 81-73
J20 at Fairfield*L, 104-85
J24 Manhattan*W, 72-63
J27 at Canisius*W, 105-89
F2 at Saint Peter's*L, 58-52
F4 at Monmouth*W, 96-91
F8 Quinnipiac*W, 95-76

F10 Fairfield*W, 95-83
F16 at Iona*W, 85-84
F18 at Manhattan*L, 82-72
F21 Canisius*L, 95-88
F23 Marist*W, 100-76
MAAC Tournament
Times Union Center, Albany, N.Y.
M3 FairfieldL, 90-77
M14 at Eastern Michigan&L, 83-65
*MAAC
! Barclays Center Classic
& Collegeinsider.com Tournament

2018-19 (13-19, 6-12)
Coach: Chris Casey

N11 St. BonaventureW, 80-72
N14 at Loyola Chicago!L, 75-62
N16 at Wyoming!W, 72-67
N23 Grambling State!L, 74-68
N24 St. Francis Brooklyn!L, 75-63
N30 at Saint Francis (PA)L, 79-75
D3 at PittW, 71-70
D9 New HampshireW, 71-67
D16 CornellW, 77-74
D19 at Cleveland StateL, 82-60
D22 at ArmyW, 78-66
D29 Norfolk StateW, 83-75
D31 AlbanyL, 79-74
J5 at Manhattan*L, 90-80
J7 at Fairfield*L, 77-59
J11 Iona*W, 95-90
J13 Rider*L, 104-84
J17 at Siena*L, 66-57
J19 at Quinnipiac*W, 75-72
J22 Saint Peter's*L, 74-72
J26 Monmouth*W, 75-48
J30 Canisius*W, 78-70
F3 Quinnipiac*L, 84-73
F8 at Marist*L, 79-58
F10 at Iona*L, 79-76
F15 Manhattan*L, 64-60
F17 Fairfield*W, 78-73
F22 at Rider*L, 97-81
F24 at Saint Peter's*L, 78-60
F27 at Canisius*W, 86-84
M3 Siena*L, 72-65(OT)
MAAC Tournament
Times Union Center, Albany, NY
M7 MonmouthL, 76-72
! Fort Myers Tip-Off
*MAAC

2019-20 (12-10, 9-11)
Coach: Greg Paulus

at Drexel!W, 72-57
at Rutgers!L, 86-39
at Stephen F. Austin!L, 89-80
Bryant!L, 73-62
at Purdue Fort WayneL, 77-54
at Norfolk StateW, 65-61
ColgateW, 93-82 (OT)
at AlbanyL, 84-80
at St. BonaventureL, 87-70
at BuffaloL, 92-79
at SyracuseL, 71-57
Fairfield*W, 75-66
Manhattan*L, 67-62
at Quinnipiac*L, 67-56
at Iona*W, 70-69
Rider*W, 70-68
Siena*W, 72-71
at Monmouth*L, 82-71

at Saint Peter's*L, 58-53
 Marist*L, 67-48
 Quinnipiac*W, 75-59
 at Manhattan*L, 77-59
 at Rider*L, 73-58
 Canisius*W, 69-66
 Monmouth*W, 77-72
 at Fairfield*L, 61-60
 at Marist*L, 76-54
 Saint Peter's*W, 63-54
 Iona*W, 100-91 (OT)
 at Siena*L, 77-55
 at Canisius*L, 67-63

MAAC Tournament
 Jim Whelan Boardwalk Hall, Atlantic
 City, NJ
 MaristW, 56-54
 ! Garden State Showcase
 *MAAC

2020-21 (9-11, 7-9)

Coach: Greg Paulus
 at SyracuseL, 75-45
 at Saint Peter's*L, 70-54
 at Saint Peter's*L, 53-49
 Fairfield*W, 68-51
 Fairfield*W, 81-61
 at AlbanyW, 70-65
 at Marist*L, 63-61
 at Marist*W, 86-72
 Rider*L, 76-70
 Rider*W, 66-55
 at Manhattan*L, 58-49
 at Manhattan*L, 58-55
 at Quinnipiac*W, 59-56
 at Quinnipiac*L, 78-69
 MonmouthL, 77-67
 MonmouthW, 83-74
 Siena W, 64-62
 Siena L, 68-66

MAAC Tournament
 Jim Whelan Boardwalk Hall, Atlantic
 City, NJ
 MaristW, 67-62
 IonaL, 70-64
 *MAAC

2021-22 (14-16, 9-11)

Coach: Greg Paulus
 at XavierL, 63-60
 at Ohio St.L, 84-74
 SIUE!W, 70-60
 St. Thomas!L, 76-67
 at Youngstown St!W, 58-53
 at ColgateW, 70-59
 Monmouth*L, 57-49
 Fairfield*L, 81-71
 at Eastern MichiganL, 60-58
 Buffalo StateW, 112-52
 Albany&W, 66-58
 at Quinnipiac*L, 77-68
 Quinnipiac*W, 76-66
 Canisius*W, 68-58
 at Iona*L, 78-55
 at Manhattan*W, 72-63
 Saint Peter's*L, 74-68 (OT)
 Rider*L, 70-67
 at Siena*L, 60-56
 at Monmouth*W, 70-69 (OT)
 Manhattan*W, 80-74 (OT)

Iona*W, 80-71
 at Fairfield*L, 73-53
 at Marist*L, 77-70
 at Canisius*W, 65-54
 at Rider*L, 70-68
 at Saint Peter's*L, 63-36
 Siena*W, 74-52
 Marist*W, 83-52
 MAAC Tournament
 Jim Whelan Boardwalk Hall, Atlantic
 City, NJ
 MnomouthL, 61-58
 ! YSU/J. Arnold Wealth Management
 Company Basketball Tournament
 & Big 4 Tripleheader
 *MAAC

2022-22 (16-15, 10-10)

Coach: Greg Paulus
 N7 at MarylandL, 49-71
 N12 at BucknellL, 50-68
 N18 Central Arkansas!W, 73-64
 N19 Stetson!W, 66-62
 N23 D'youvilleW, 91-53
 N26 at St. John'sL, 70-78
 D2 at Iona*L, 56-78
 D4 at Quinnipiac*W, 64-60
 D11 E. MichiganW, 67-60
 D18 at NJITL, 53-62
 D21 BinghamtonW, 73-67
 D31 Mount St. Mary's*W, 67-55
 J2 Rider*W, 61-59
 J6 at Fairfield*W, 77-69 ot
 J8 at Manhattan*L, 59-64
 J13 Siena*L, 64-70
 J15 Marist*L, 64-66
 J20 at Rider*L, 62-65
 J22 at Saint Peter'sW, 59-57
 J27 Manhattan*W, 68-62
 F3 Canisius*W, 76-73
 F5 at Siena*W, 56-54
 F10 Quinnipiac*W, 79-73
 F12 Iona*L, 55-72
 F17 at Mount St. Mary's*... L, 66-70
 F19 at Marist*L, 52-61
 F24 vs. Fairfield*W, 76-68
 F26 Saint Peter's*L, 65-66
 M4 at Canisius*L, 68-81
 MAAC Tournament
 Jim Whelan Boardwalk Hall,
 Atlantic City, NJ
 M9 SienaW, 71-65
 M10 IonaL, 71-59
 *MAAC • !MAAC/ASun Challenge -
 Dublin, Ireland

2023-24 (16-16, 11-9)


Coach: Greg Paulus
 N6 at Notre DameL, 63-70
 N11 vs. BucknellL, 64-73
 N16 at HawaiiL, 73-92
 N25 at Saint FrancisW, 69-61
 D1 vs. Saint Peter's*L, 62-72
 D3 vs. Quinnipiac*L, 68-75
 D6 vs. St. BonaventureL, 60-94
 D10 vs. Buff StateW, 113-64
 D16 vs. NJITW, 89-81
 D19 at BinghamtonL, 69-74
 D21 at SyracuseL, 71-83
 D29 at BuffaloW, 69-63
 J5 at Manhattan*W, 81-67
 J7 at Iona*W, 75-73

J12 vs. Fairfield*W, 96-72
 J15 vs. Siena*L, 88-93
 J19 at Rider*W, 78-74
 J21 at Mount St. Mary's*W, 82-71
 J26 vs. Marist*W, 67-72
 J28 vs. Manhattan*L, 78-84 (OT)
 F2 at Saint Peter's*W, 68-59
 F6 vs. Canisius*W, 69-64
 F16 at Fairfield*W, 65-63
 F18 at Quinnipiac*W, 80-66
 F23 at Canisius*L, 59-69
 M1 vs. Rider*L, 61-71
 M3 vs. Mount St. Mary's*L, 72-91
 M7 at Siena*W, 66-59
 M9 at Marist*L, 62-63
 M12 vs. No. 11 SienaW, 67-65
 M14 vs. No. 3 MaristL, 59-65
 *MAAC

All-Time Results

Niagara Against Ranked Opponents (12-78)

Date	Opponent	Score	Date	Opponent	Score
Nov. 29, 1950	No.1 Bradley@	L, 78-74	Feb. 22, 1978	No. 17 Syracuse>	L, 70-69
Feb. 15, 1951	at No.7 St. John's	W, 77-75	Dec. 16, 1978	No. 12 USC>	L, 75-63
Jan. 12, 1952	No.8 St. Bonaventure@L	, 65-42	Dec. 30, 1978	No. 5 North Carolina	L, 121-69
Feb. 6, 1952	No. 5 Duquesne	L, 64-49	Feb. 21, 1979	at No. 8 Syracuse	L, 120-82
Feb. 9, 1952	No. 10 St. John's@	L, 59-55	Jan. 28, 1980	No. 15 St. John's@	L, 87-63
Feb. 21, 1952	No. 18 Siena	L, 55-47	Feb. 20, 1980	No. 4 Syracuse>	L, 93-76
Feb. 26, 1952	No. 12 St. Bonaventure@L	, 62-51	Dec. 30, 1981	No. 17 Georgetown+	L, 77-49
Dec. 12, 1953	No. 6 LaSalle@	W, 74-66	Dec. 11, 1982	No. 12 St. John's	L, 88-53
Dec. 28, 1953	No. 16 LaSalle	W, 69-50	Dec. 18, 1982	No. 16 Syracuse	L, 105-82
Dec. 30, 1953	No. 2 Duquesne	L, 66-61	Dec. 23, 1983	at No. 12 St. John's	L, 89-71
Jan. 23, 1954	No. 7 Canisius@	L, 53-46	Dec. 15, 1984	No. 4 St. John's>	W, 62-59
March 13, 1954	No. 14 W. Kentucky%	W, 71-65	Dec. 21, 1985	at No. 11 St. John's	L, 104-61
Dec. 11, 1954	No. 1 LaSalle@	L, 76-75	Dec. 20, 1986	No. 15 St. John's@	L, 66-58
Dec. 27, 1954	No. 17 UCLA%	L, 88-86	Dec. 23, 1989	at No. 19 St. John's	L, 83-51
Jan. 31, 1955	at No. 4 Duquesne	L, 65-48	Jan. 25, 1990	No. 18 LaSalle>	L, 87-69
Dec. 10, 1955	at No. 18 LaSalle	L, 72-70	Nov. 30, 1990	No. 21 St. John's>	L, 66-49
Feb. 3, 1956	at No. 14 Holy Cross	L, 77-76	Dec. 7, 1990	No. 7 Indiana-	L, 101-64
Jan. 19, 1957	No. 14 Canisius@	L, 74-65	Feb. 19, 1991	at No. 24 Seton Hall	L, 76-61
Dec. 26, 1957	No. 16 W. Kentucky\$W	, 77-74 ot	Nov. 23, 1991	at No. 10 St. John's	L, 73-64
Dec. 27, 1957	No. 6 San Francisco\$	L, 71-60	Jan. 9, 1997	at No. 1 Kansas	L, 134-73
Dec. 26, 1958	No. 20 Dayton%	L, 84-79	Dec. 27, 1997	No. 25 Princeton	L, 61-52
Feb. 7, 1959	at No. 18 St. Bonaventure	L, 92-79	Nov. 16, 1998	No. 24 Massachusetts	L, 87-73
Feb. 28, 1959	No. 18 St. Bonaventure	L, 64-63	Jan. 24, 1999	at No. 12 St. John's	L, 115-70
Feb. 1, 1960	at No. 16 Providence	L, 68-43	Dec. 28, 1999	at No. 18 Texas	L, 85-48
Feb. 22, 1960	at No. 10 Scranton	W, 95-66	Nov. 25, 2000	at No. 23 St. John's	L, 92-59
Jan. 14, 1961	No. 3 St. Bonaventure	L, 88-68	Dec. 30, 2000	at No. 15 Syracuse	L, 95-69
Feb. 25, 1961	at No. 2 St. Bonaventure	W, 87-77	March 17, 2004	vs. No. 17 Oklahoma	L, 84-67
Feb. 6, 1965	No. 9 Providence	L, 74-55	March 16, 2007	vs. No. 2 Kansas	L, 107-67
Feb. 13, 1965	at No. 7 St. John's	L, 82-62	Nov. 19, 2008	at No. 23 Villanova	L, 77-62
Dec. 27, 1965	No. 2 St. Joseph's^	L, 95-72	Nov. 11, 2011	at No. 24/25 Missouri	L, 83-52
Jan. 29, 1966	at No. 3 Providence	L, 80-67	Dec. 21, 2012	at No. 22 Notre Dame	L, 89-67
Dec. 27, 1966	No. 2 Louisville^	L, 97-73	Nov. 19, 2017	at No. 14/15 MinnesotaL	, 107-81
Feb. 8, 1967	at No. 10 Syracuse	L, 67-65	Nov. 12, 2021	at No.17 Ohio State	L, 84-74
Jan. 6, 1968	at No. 8 St. Bonaventure	L, 101-72			
Feb. 25, 1968	No. 4 St. Bonaventure@L	, 97-84			
Dec. 14, 1968	No. 20 LaSalle	L, 88-73			
Jan. 6, 1969	No. 9 Villanova^	L, 73-68			
Jan. 16, 1969	at No. 19 Columbia	L, 107-84			
Feb. 1, 1969	at No. 20 Dayton	L, 100-70			
Feb. 13, 1969	at No. 9 St. John's	L, 97-60			
Dec. 27, 1969	No. 6 Tennessee\$	W, 69-68			
March 1, 1970	No. 3 St. Bonaventure	L, 104-68			
March 7, 1970	No. 7 Pennsylvania#	W, 79-69			
Dec. 28, 1970	No. 9 Drake!	W, 87-77			
Jan. 16, 1971	No. 13 Villanova@	L, 82-79			
Jan. 20, 1971	No. 15 LaSalle	W, 96-79			
Jan. 30, 1971	at No. 13 St. Bonaventure	L, 89-73			
Feb. 28, 1971	at No. 8 Duquesne	L, 99-69			
Feb. 3, 1973	No. 13 Providence@	L, 70-66			
Feb. 8, 1973	at No. 9 St. John's	L, 74-69			
Dec. 17, 1973	at No. 8 Providence	L, 78-74			
Jan. 30, 1974	at No. 11 S. Carolina	L, 85-60			
Jan. 11, 1975	No. 14 LaSalle>	L, 81-71			
Jan. 20, 1975	No. 20 S. Carolina>	L, 99-79			
Dec. 26, 1975	No. 14 San Francisco>	L, 60-57			
March 2, 1976	No. 16 St. John's>	L, 65-64			
Jan. 25, 1977	No. 14 Providence>	L, 71-63 ot			
Feb. 23 1977	at No. 15 Syracuse	L, 106-82			
Feb. 11, 1978	at No. 20 Providence	L, 72-70			




Hubie Brown, a member of the 1951-55 teams, went 14-2 when playing for a ranked team.

Niagara When Ranked (14-6)

Date	NU	Opponent	Score
Dec. 12, 1953	18	No. 6 LaSalle@	W, 74-66
Jan. 5, 1954	12	Buffalo@	W, 84-45
Jan. 12, 1954	13	Mexico	W, 77-41
Jan. 16, 1954	18	No. 2 Duquesne	L, 61-53
March 13, 1954	16	No. 14 W. Kentucky%	W, 71-65
Dec. 7, 1954	8	LeMoynes	W, 81-57
Dec. 14, 1954	10	Cornell	W, 71-65
Dec. 27, 1954	10	No. 17 UCLA%	L, 88-86
Jan. 8, 1955	15	St. Bonaventure@	W, 85-61
Jan. 11, 1955	15	Canisius@	W, 68-64
Jan. 19, 1955	20	Assumption	W, 99-55
Jan. 29, 1955	20	at Scranton	W, 91-65
Feb. 17, 1955	16	St. John's%	W, 82-62
Dec. 12, 1956	16	at Syracuse	L, 83-79
Dec. 15, 1956	16	LaSalle@	L, 83-74
Dec. 17, 1956	16	Assumption	W, 77-44
Dec. 6, 1969	15	Iona@	W, 94-54
Dec. 13, 1969	12	Long Island	W, 61-56
March 12, 1970	17	Villanova&	L, 93-73
March 13, 1970	17	N.C. State&	L, 108-88

@ - Buffalo Memorial Auditorium
% - Madison Square Garden
& - Columbia, S.C.



Niagara's 1969-70 team went 22-7 and made the school's first NCAA appearance.

ALL-TIME GREATS





John J. 'Taps' Gallagher "The Gentleman's Coach"

The tradition of Niagara basketball was established by the work of John J. 'Taps' Gallagher, who toiled 31 seasons as head coach and 35 years as director of athletics.

Gallagher came to Niagara after a spectacular career as a three-sport athlete at St. John's University and three years of coaching at St. John's Prep. The New York City connections of the Brooklyn-born Gallagher were a critical element in his recruiting and helped put Niagara on the map with regard to scheduling. Not only did Niagara make an annual trip to the city, but also his relationship was a key element in getting a rotation of opponents through Buffalo as part of their trip to the East.

He led Niagara to a winning mark in 11 of his first 12 years, compiling a 165-89 record. His 1935-36 squad was Niagara's first to participate in postseason play, winning the District I title in the Tournament for the U.S. Olympic Team. During World War II, Niagara suspended play in 1943 and Gallagher enlisted in the U.S. Navy where he rose to the rank of Lieutenant Commander. He returned to campus in 1946, missing two seasons of play.

The basketball program resumed its winning ways and earned its first National Invitation Tournament bid in 1950. Niagara would make seven trips to Madison Square Garden for the NIT in Gallagher's tenure, recording its best finish under Gallagher

in 1954 when the Purple Eagles lost to Duquesne in the semifinals and beat Western Kentucky to finish third. Led by senior Larry Costello, the 1953-54 squad recorded 24 wins.

Gallagher was a proponent of the Little Three and often bypassed attractive scheduling opportunities to continue the rivalries with Canisius and St. Bonaventure. He took great pride in the 11 Little Three titles earned during his tenure.

Gallagher was able to use his influence to get Niagara invited to some of the most prestigious basketball tournaments in the country, including the All-College Tournament in Oklahoma City and the Quaker City Tournament in Philadelphia.

Gallagher had acquired the reputation as the "Gentleman Coach" as he combined sportsmanship and competitiveness in a way that was rarely seen. In 1962, he was presented the Sam Schoenfield Award from the college basketball officials association for his sportsmanship.

He retired from coaching in 1965 with a record of 465 wins and 261 losses for an outstanding .640 winning percentage. His 31 years as head coach ranks 18th in NCAA Division I history. His 465 wins ranked 12th in the NCAA history at retirement and now is 79th on the all-time NCAA Division I list.









Gallagher remained as director of athletics until retirement in 1969. He passed away in 1982 at the age of 77. Three months later, the Niagara Student Center was renamed in his honor as the John J. 'Taps' Gallagher

Most Wins Division I Coaching Records at the end of the 1964-65 season

Coach	Primary School	Wins
1. Ed Diddle	Western Kentucky#	759
2. Phog Allen	Kansas	746
3. Adolph Rupp*	Kentucky#	722
4. Henry Ida*	Oklahoma State	720
5. Cam Henderson	Marshall	630
6. Armory "Slats" Gill	Oregon State#	599
7. Fred Enke	Arizona	522
8. Hec Edmundson	Washington	508
9. Harold Anderson	Bowling Green	504
10. Paul "Tony" Hinkle*	Butler#	498
11. Jack Friel	Washington State#	494
12. John 'Taps' Gallagher	Niagara#	465

all victories earned at one school * active in 1964-65

Notable Wins

-  1942-43 – Niagara knocks off No. 2 NYU, 56-48, at the Buffalo Auditorium.
-  1948-49 – Niagara upsets C.C.N.Y., 66-64 in overtime in Madison Square Garden.
-  1949-50 – Niagara beats Lawrence Tech, 62-43, in the inaugural game in the Student Center, the building that would later honor Gallagher.
-  Feb. 21, 1953 – Niagara battles Siena for six overtimes before winning, 88-81.
-  March 1953 – Niagara records its first NIT win, an 82-76 win over BYU.
-  Dec. 12, 1953 – Niagara upsets Tom Gola and No. 5 La Salle, 74-66.
-  Feb. 25, 1961 – Niagara ends St. Bonaventure's 99-game home court win streak with an 87-77 win.
-  March 26, 1966 – Retired as Niagara's coach, Gallagher coaches the East All-Stars to a win in the East-West All-Star game in Kentucky.

Milestone Wins

- 1st Niagara 36, Toronto 16 (1931-32)
- 100th Niagara 51, Toronto 31 (1938-39)
- 200th Niagara 63, Gannon 42 (1948-49)
- 300th Niagara 67, St. John's 64 (Feb. 13, 1954)
- 400th Niagara 70, Syracuse 55 (Jan. 6, 1959)
- 465th Niagara 81, St. Francis (N.Y.) (Feb. 17, 1965)

Cradle of Coaches

Larry Costello 1950-54 player



The outstanding player on the 1952-53 and 1953-54 teams, which included four other NBA draft picks (Bo Erias, Jim McConnell, Charlie Hoxe and Ed Fleming), was guard Larry Costello. The 1954 graduate finished his Niagara career as the all-time leading scorer with 1,275 points in just three seasons. He was named to the 1953 and 1954 National Invitation Tournament All-Star teams.

Costello was drafted by the Philadelphia Warriors and played two seasons. He then played 11 years with the Syracuse Nationals, five in Syracuse and the last six in Philadelphia as a 76er. In 1967, the 76ers won the NBA Finals. He retired in 1968.

Immediately, the expansion Milwaukee Bucks named the 38-year-old as its first head coach. The Bucks selected Lew Alcindor (Kareem Abdul-Jabbar) with the first pick in the 1969 draft and added veteran Oscar Robertson. The team immediately became a competitor in the NBA, winning the 1971 NBA title in a four-game sweep. The Bucks returned to the NBA Finals in 1974, losing to Boston in a seven-game series.

Larry Costello			
Year	Team	Record	Playoffs
1968-69	Milwaukee	27-55	
1969-70	Milwaukee	56-26	5-5
1970-71	Milwaukee	66-16	12-2*
1971-72	Milwaukee	63-19	6-5
1972-73	Milwaukee	60-22	2-4
1973-74	Milwaukee	59-23	11-5**
1974-75	Milwaukee	38-44	
1975-76	Milwaukee	38-44	1-2
1976-77	Milwaukee	3-15	
1978-79	Chicago	20-36	
10 seasons		430-300	37-23

* - NBA Championship
** - West Division Championship


Costello ended his coaching career in Milwaukee 18 games into the 1976-77 season. He coached the first part of the 1978-79 season for the Chicago Bulls, ending his NBA career with 430 victories, which ranked sixth at the time. He returned to coaching as the head coach at Utica College. Costello, who had his number 69 retired by

Through the years, Niagara's coaching ledger has read like a who's who of great basketball minds. The three coaches listed here coached or played on Monteagle Ridge and professionally. Their predecessors laid the foundation for Niagara basketball, however these men are widely regarded for the school's most successful hoop years.

All three coaches that are listed below, played during one of the most successful times in Purple Eagle history, and learned under the legendary 'John 'Taps' Gallagher, during the early 50's.

Niagara, died in 2001.

Hubie Brown 1951-55 player



In 1972, Costello hired his former teammate, Hubie Brown, as an assistant. Brown spent two seasons on Costello's staff, then left to coach the American Basketball Association's Kentucky Colonels for two seasons, guiding them to the 1975 ABA Championship and to the 1976 ABA semifinals. After the season, Brown was hired as the head coach of the Atlanta Hawks, which he led to three playoff appearances in five years. His turnaround effort in 1977-78, when the team finished 41-41 after a 31-51 record the previous year, earned Brown NBA Coach of the Year honors. Brown continued his coaching career as the head man of the New York Knicks from 1982 to 1987. He led the Knicks to playoff appearances in 1983 and 1984.

After he left the Knicks, Brown had an outstanding broadcasting career, with both CBS and TNT. For his outstanding contributions to basketball as a member of the media, Brown was awarded the Basketball Hall of Fame's Curt Gowdy Electronic Media Award in 2000.

Brown returned to the sideline in the 2002-03 season as the head coach of the Memphis Grizzlies. In 2003-04, Brown was named the NBA Coach of the Year and guided the Grizzlies to the playoffs for the first time in five

Hubie Brown			
Year	Team	Record	Playoffs
1976-77	Atlanta	31-51	
1977-78\$	Atlanta	41-41	0-2
1978-79	Atlanta	46-36	5-4
1979-80	Atlanta	50-32*	1-4
1980-81	Atlanta	31-48	
1982-83	New York	44-38	2-4
1983-84	New York	47-35	6-6
1984-85	New York	24-58	
1985-86	New York	23-59	
1986-87	New York	4-12	
2002-03	Memphis	28-46	
2003-04\$	Memphis	50-32	0-4
2004-05	Memphis	5-7	
13 seasons		424-495	14-24

* - Central Division Champions
\$ - NBA Coach of the Year

seasons.

Brown capped his career when he was selected to the Basketball Hall of Fame as a contributor in 2005.



Frank Layden 1951-53 player 1969-1975 coach

The third member of the coaching tridum also got his professional start courtesy of a teammate. Frank Layden was coaching even before he left Niagara, overseeing the 1954-55 freshman team for coach 'Taps' Gallagher. He coached at the high school level and then returned to Niagara as the head basketball coach in 1968. He led the Purple Eagles to their NCAA Tournament appearance in 1970, including a first-round win over Pennsylvania. His teams earned NIT berths in 1972 and 1976. Layden also left Niagara in 1976 with 119 career wins, second at the time to only Gallagher.


Layden joined Brown's first-year staff at Atlanta where he coached for three seasons before the New Orleans Jazz hired him as general manager in 1979. After the team

Frank Layden			
Year	Team	Record	Playoffs
1981-82	Utah	17-45	
1982-83	Utah	30-52	
1983-84	\$Utah	45-37	5-6
1984-85	Utah	41-41	4-6
1985-86	Utah	42-40	1-3
1986-87	Utah	44-38	2-3
1987-88	Utah	47-35	6-5
1988-89	Utah	11-6	
8 Seasons		277-294	18-23

\$ - NBA Coach of the Year

moved to Utah, he added responsibilities as head coach in early 1981-82, a position he held for eight seasons until early in the 1988-89 campaign. He won a division title in 1983-84 and was named both NBA Coach of the Year and Executive of the Year. His Jazz made a run of five-straight playoff seasons.

After he finished his coaching career, he remained as



Calvin Murphy

Magazine and Basketball Weekly.

His senior season, Murphy led Niagara to 20 wins and its first NCAA Tournament appearance. Niagara (22-7) upset Pennsylvania in the first round, 79-69, before bowing to Villanova and North Carolina State. Murphy averaged 29.4 points per game in his final season and finished with 2,548 points in his three-year career, the fifth-highest total in major college history at that point. His career scoring average of 33.2 points per game still ranks fourth in NCAA history behind Pete Maravich (LSU), Austin Carr (Notre Dame) and Oscar Robertson (Cincinnati).

His name has become synonymous with Niagara basketball. The 5-foot-9 guard from Norwalk, Conn., came to Niagara after a renowned high school career that included three all-state selections and two all-America honors. He averaged 49.8 points for the Niagara freshmen, playing before capacity crowds in the Student Center.


As a sophomore, he broke the Niagara single-game scoring record in his first varsity game with 41 points vs. Long Island in the Student Center and went on to average 38.2 points per game, second in the nation and third-best in NCAA history to that point. The average still ranks eighth-best all-time. He was selected to the Associated Press second team, United Press International (UPI), U.S. Basketball Writers Association and Converse Yearbook First-Team All-America Teams.

As a junior, he set the national scoring mark against a Division I opponent with 68 points in a 118-110 win over Syracuse in the Student Center. The scoring effort still ranks third in NCAA history. He finished the year third in the nation in scoring at 32.4 points per game and had already set the Niagara career scoring mark. He earned first-team positions on 13 All-America teams, including Associated Press, UPI, Look

In addition to being an outstanding collegiate basketball player, Murphy was also one of the finest baton twirlers in the country. During the World's Fair in New York, he was selected as second in the nation.

Murphy was a second-round draft choice of the Houston Rockets, where he played for 13 seasons, setting the Houston career records for points (17,949), games played (1,002), assists (4,402) and steals (1,165). More than 20 years later, he still holds the franchise assist record and ranks second in the other three categories.

Niagara and the Rockets have retired his number 23. He was inducted into the



Career Statistics							
Years	G	FG-FGA	Pct.	FT-FTA	Pct.	Points	Avg.
1967-68	24	337-772	.437	242-288	.840	916	38.2
1968-69	24	294-700	.420	190-230	.826	778	32.4
1969-70	29	316-692	.457	222-252	.881	854	29.4
Totals	77	947-2164	.438	654-770	.849	2,548	33.1

Murphy Game-By-Game


1967-68 (Won 12, Lost 12)				1968-69 (Won 11, Lost 13)				1969-70 (Won 22, Lost 7)			
Opponent	FG-FGA	FT-FTA	Pts	Opponent	FG-FGA	FT-FTA	Pts	Opponent	FG-FGA	FT-FTA	Pts
Long Island	18-35	5-6	41	Gannon	9-18	8-9	26	Iona	13-32	7-8	33
Villa Madonna	23-47	11-15	57	Buffalo State	14-33	10-13	38	Thomas Moore	18-37	13-15	49
Iona	12-27	13-14	37	Syracuse	24-46	20-23	68	Buffalo State	11-25	11-12	33
Bowling Green	17-36	7-9	41	Cornell	20-35	4-4	44	Long Island	10-23	8-8	28
La Salle	19-36	14-14	52	La Salle	8-24	8-11	24	Rutgers	10-19	7-7	27
Cornell	12-27	18-20	42	Bowling Green	12-21	7-9	31	Gannon	8-20	12-15	28
Valparaiso	17-40	7-9	41	Saint Peter's	12-29	5-6	29	Xavier	15-28	6-9	36
Detroit	13-38	3-4	29	Indiana	18-45	11-12	47	Rice	10-23	7-7	27
Buffalo State	13-41	13-13	39	Penn State	16-36	3-5	35	Tennessee	6-18	14-15	26
St. Bonaventure	7-24	11-16	25	Villanova	10-27	6-8	26	Oklahoma City	9-18	4-4	22
Villanova	5-20	14-15	24	Canisius	6-20	4-6	16	Canisius	15-26	7-7	37
Canisius	18-36	12-14	48	Columbia	13-40	21-22	47	Villanova	11-25	6-6	28
DePaul	16-36	4-5	36	St. Bonaventure	9-20	9-10	27	Saint Peter's	11-27	13-16	35
Fairfield	9-21	10-11	28	Buffalo	10-26	2-2	22	St. Francis (N.Y.)	15-22	8-10	38
Providence	17-33	8-11	42	Dayton	7-25	10-12	24	Providence	15-24	3-3	33
Syracuse	15-28	20-23	50	DePaul	13-38	7-8	33	Brockport State	14-24	3-4	31
St. John's	13-29	16-20	42	Providence	12-23	7-8	31	St. Bonaventure	15-27	6-6	36
St. Francis (N.Y.)	12-29	10-10	34	St. John's	10-29	9-9	29	Buffalo	7-13	8-10	22
Villanova	8-27	12-13	28	Iona	18-33	6-7	42	DePaul	10-25	9-10	29
Saint Peter's	19-30	12-14	50	Long Island	9-24	5-6	23	Fairfield	11-24	3-3	25
Buffalo	23-55	4-7	50	St. Bonaventure	7-18	6-10	22	Fordham	7-17	11-12	25
St. Bonaventure	9-26	6-9	24	Syracuse	11-22	10-11	32	La Salle	9-15	7-8	25
Syracuse	6-23	3-6	15	Fairfield	16-38	7-11	39	St. John's	11-36	10-11	32
Canisius	16-28	9-10	41	Canisius	10-30	5-8	25	Syracuse	7-20	10-10	24
								St. Bonaventure	8-25	7-11	23
								Canisius	6-27	2-3	14
								Pennsylvania	13-24	9-10	35
								Villanova	8-22	2-3	18
								North Carolina State	13-26	9-9	35

All-Time Greats

Emilio J. (Zeke) Sinacola

1948-51 ~ New York City, N.Y.

Sinacola became the first Niagara player to pass the 1,000-career point mark, finishing his career with 1,188 points to set a Western New York scoring record. Sinacola played some of his best basketball in his hometown. After his sophomore season, he was selected as the outstanding visiting player to appear at Madison Square Garden during the 1948-49 campaign after leading Niagara to a 66-64 win over C.C.N.Y. Sinacola hit the game-winning shot with 23 seconds to play in overtime. The Purple Eagles knocked C.C.N.Y. off again his junior year, earning national recognition and eventually a 1950 NIT bid, Niagara's first. In his senior year, Sinacola gave another sterling performance at MSG, scoring 29 points in a 77-75 upset of St. John's. The Fort Wayne Pistons selected him in the 1951 NBA draft, where he played until 1953-54.



Year	G	FG-FGA	Pct	FT-FTA	Pct	Reb	Avg	Pts	Avg
1948-49		158		127-				443	
1949-50	27	105		83-				293	10.8
1950-51	27	177		98-148				452	16.7
Totals		440-1223	.359	318-				1,188	

The numbers of Sinacola (19), Tom Birch (11) and Jim Moran (21) were retired immediately following their senior season in 1951 after the trio carried Niagara to a 62-24 record over their three varsity years.

Moran, who led the nation in field-goal accuracy as a junior, became the team's top rebounder by his senior year. Birch was a strong playmaker and was among the national leaders as a senior. As sophomores, the trio combined for 49 of Niagara's 62 points in a 62-59 win over nationally ranked Dayton at the Buffalo Auditorium. Niagara upset Syracuse in the 1950-51 season before the largest crowd of the year at the State Fair Coliseum, 71-70. Sinacola led all scorers with 23.

In their final game in the Aud, Birch gave a stellar display of killing the clock and was carried off the court after a 51-46 victory before 12,165. Even the losses were exciting. For example, in 1949-50, Niagara hosted San Francisco, the defending NIT champs, at the Aud and lost a tight game, 52-48. A year later, Niagara pushed top-ranked Bradley before falling, 78-74.

The trio were key players for coach Taps Gallagher as he returned to Monteaagle Ridge from service in the U.S. Navy and re-established himself as a master recruiter and coach.

Birch

Year	G	FG-FGA	Pct	FT-FTA	Pct	Reb	Avg	Pts	Avg
1948-49		106		58-				270	
1949-50	27	93		79-				265	9.8
1950-51	28	97		98-147	.667			292	10.4
Totals		296-755	.392					827	

Moran

Year	G	FG-FGA	Pct	FT-FTA	Pct	Reb	Avg	Pts	Avg
1948-49		121		58-				300	
1949-50	27	98		52-				248	9.1
1950-51	28	83		53-79	.670			221	7.8
Totals	86	302-570	.529					769	

Gallagher never used those numbers again, but no official record was kept of the retired numbers. Number 11 returned to use


in 1967; number 21 in 1990. Jim Moran brought the forgotten honor of the retired numbers to Niagara's attention in 1999, but Luis Villafañe was already using number 11. After he completed his final season, the numbers have not been used.

Baltico "Bo" S. Erias

1951-54 ~ Austoria, Long Island, N.Y.

Playing with outstanding fellow players, Bo Erias was called upon to sacrifice individual achievement for team success. And success came their way with a 46-12 combined record over his final two varsity seasons, including two NIT bids.

As a junior, the 6-4 power player hit several key baskets in overtime to lead Niagara to an 82-76 win over Brigham Young in the 1953 NIT, marking Niagara's first NIT win. He finished with 12 points. As a senior, he had 13 points as part of Niagara's balanced attack in a 76-66 win over No. 5 La Salle. In the 1954 NIT Tournament, Erias had a team-high 20 points to pace Niagara to a 77-74 win over Dayton in the second round. In the final game of his career, Erias tallied a team-best 21 points in a 71-65 win over Western Kentucky in the consolation championship game of the NIT. After graduation, he was selected in the fifth round of the 1954 NBA draft by Rochester. He played part of the 1957-58 NBA season with Minneapolis.




Year	G	FG-FGA	Pct	FT-FTA	Pct	Reb	Avg	Pts	Avg
1951-52	25	101		76-116	.655			278	11.1
1952-53	25	83	.424	66-86	.767			232	9.2
1953-54	30	116		75-116	.646			307	10.2
Totals	80	300		219-318	.688			819	10.2

Ed Fleming

1951-55 ~ Pittsburgh, Pa.

Ed Fleming left Niagara as its all-time leading scorer and still ranks fifth on the career scoring list. He helped Niagara to an amazing 66-18 record over his three years, and earned three-straight NIT bids and retired the Flight Memorial Trophy by winning the Little Three title for three-straight years.

As a sophomore, the 6-2 guard played all 70 minutes of Niagara's 88-81 six-overtime win vs. Siena. He changed his number to 70 for his final two seasons. That same year, Fleming led a balanced Niagara attack with 19 points in a 74-66 win over No. 5 La Salle, overcoming a 25-point effort by Explorer All-American Tom Gola. Fleming almost made it two in a row over Gola and the Explorers when he scored 32 points against La Salle in the 1954-55 season, but the top-ranked La Salle squad won, 76-75. Fleming exploded offensively the final semester of his senior year, including a 38-point effort in a win over St. Bonaventure, a 25-point night in a win over St. John's at Madison Square Garden and 28 points in the first-round NIT win over Lafayette. When he graduated, Fleming held the Niagara career records for points (1,682), field goals (605), free throws (472) and rebounds (975). He was selected in the third round of the 1955 NBA draft by Rochester and played six seasons in the NBA.



Year	G	FG-FGA	Pct	FT-FTA	Pct	Reb	Avg	Pts	Avg
1951-52	28	120		74-109	.678			314	11.2
1952-53	28	131	.456	86-126	.682			348	12.4
1953-54	30	156		115-147	.782			427	14.0
1954-55	26	198		197-245	.804			593	22.8
Totals	112	605		472-627	.752	975	8.7	1,682	15.0

Charles Hoxie

1951-55 ~ New York City, N.Y.



Charlie Hoxie played on some of the most talented Niagara teams, combining with Ed Fleming to provide a one-two rebounding punch. Fleming (975) and Hoxie (916) each grabbed more than 900 career rebounds. As seniors, Fleming and Hoxie combined with Tom Hemans to lead the nation in team rebounding. He scored 1,274 career points, which currently ranks 23rd on the all-time scoring list.

Hoxie helped lead Niagara to a combined record of 66-18 in his three seasons, earning three NIT bids and three Little Three Championships. As a sophomore, the 6-4 forward tallied 23 points to help Niagara to its first NIT victory, an 82-76 win over Brigham Young. As a junior, he returned to Madison Square Garden and again tallied 23 points to help Niagara to a 69-50 win over La Salle in the semifinals of the eight-team Holiday Festival.

After college, the Milwaukee Hawks selected him in the NBA draft. He elected to play for the Globetrotters. The Globetrotters were playing more games than the entire eight-team NBA. The annual "World Series of Basketball" was a best of 21-game series between the College All-Americans and the Globetrotters. In 1956, the Globetrotters won for the seventh-straight year by a narrow, 11-10 edge before 203,615 fans. Hoxie was named the series MVP for the Globetrotters.

Year	G	FG-FGA	Pct	FT-FTA	Pct	Reb	Avg	Pts	Avg
1951-52	29	73		56-106	.528			202	7.0
1952-53	28	125	.532	122-177	.689			372	13.2
1953-54	28	115		123-175	.702			353	12.5
1954-55	25	109		101-144	.701			347	13.8
Totals	109	422		323-602	.536	916	8.4	1,274	11.7

Alex (Boo) Ellis

1955-58 ~ Hamilton, Ohio



Alex "Boo" Ellis became a rebounding and scoring force during his three years with the Niagara varsity. He left Monteagle Ridge first in career rebounds with 1,533 and second in scoring with 1,656 points. He remains the rebounding record holder and currently ranks sixth in scoring. The 6-5 center averaged 20.9 points and 19.4 rebounds per game during his three-year career.

A rebounding machine, Ellis set the Niagara single-season mark as a sophomore with 485, broke it as a junior with 522 and again as a senior when he led the nation with 526 rebounds. Ellis set the Niagara single-game record during his junior year when he grabbed 31 boards in a 99-76 win over Villanova in the Holiday Festival at Madison Square Garden. Later that year, he returned to his native Ohio and scored 31 points with 31 rebounds in a 95-83 win over Kent State. During his junior year, he set both the Niagara single-season scoring (631) and rebounding (522) records.


As a senior, he was selected as the Western New York Athlete of the Year. He was also the MVP of the All-College Tournament in Oklahoma City when he scored 84 points (28.0 per game) with 75 rebounds in the three games against Western Kentucky, San Francisco and Tulsa. Niagara won the consolation championship in the eight-team field. Niagara twice earned NIT bids in his career, losing to St. Francis in 1956 and eventual champion Xavier in 1958.

Year	G	FG-FGA	Pct	FT-FTA	Pct	Reb	Avg	Pts	Avg
1955-56	27	133		139-191	.727	485	17.9	405	15.0
1956-57	26	220		191		522	20.1	631	24.3
1957-58	27	220		180		526	19.5	620	23.0

Totals	80	573		510		1,533	19.2	1,656	20.7
--------	----	-----	--	-----	--	-------	------	-------	------

Al Butler

1958-61 ~ Rochester, N.Y.




A strong scoring threat, Al Butler left Niagara with the best career scoring average at 22.8 points per game, a mark that has been surpassed only by Calvin Murphy. During his junior year, Butler hit a jump shot with two seconds to play to lead Niagara to an 81-80 overtime win past Syracuse. He tied the Student Center record with 34 points. He would break that record later in the season with 49 points in a 93-59 romp over Western Ontario, setting Niagara, Little Three and Student Center scoring marks. He had outstanding back-to-back games, scoring 39 in a win over Duquesne, then 38 in a loss to Seton Hall at the Garden.

In his senior year, Butler led the Niagara charge at the Olean Armory when Niagara ended the St. Bonaventure home court win streak at 99 with an 87-77 upset win. Butler led Niagara with 25 points. Following his career, Butler was a second-round choice of the Boston Celtics. He played four seasons in the NBA with Boston, New York and Baltimore.

Year	G	FG-FGA	Pct	FT-FTA	Pct	Reb	Avg	Pts	Avg
1958-59	23	191		88				470	20.4
1959-60	26	295		158				748	28.8
1960-61	21	145		88				378	18.0
Totals	70	631		344				1,596	22.8

Marshall Wingate

1969-72 ~ New York City, N.Y.



One of the top 10 Niagara scorers of all-time, Marshall Wingate surpassed the 1,000-point mark for his career in a 73-72 win over Canisius in his senior season. The 6-5 swing player was a key figure on coach Frank Layden's 1972 team that advanced to the NIT finals. He and teammate Al Williams led the team over Texas-El Paso in the first-round game. He scored 20 to help Niagara defeat Princeton, 65-60, to extend Niagara's stay in New York. After a semifinal win over St. John's, Niagara lost to Maryland in the title game despite a 30-point effort from Wingate in his final collegiate game. He had scored 92 points in Niagara's four-game tournament run. The 617 points scored his senior season remains one of the top 10 performances in Niagara history. His 17.1 career scoring average also ranks in the top 10. Wingate was a fourth-round choice of the Philadelphia 76ers in the 1972 NBA draft.

Year	G	FG-FGA	Pct	FT-FTA	Pct	Reb	Avg	Pts	Avg
1969-70	29	134-231	.581	61-96	.635	119	4.1	329	11.3
1970-71	26	208-447	.465	94-149	.631	175	6.7	510	19.6
1971-72	30	232-484	.479	153-219	.699	173	5.8	617	20.6


All-Time Greats

Totals 85 574-1,162 .494 308-464 .664 467 5.5 1,456 17.1

Al Williams

1970-73 ~ Hempstead, N.Y.

The shifty 5-10 guard helped to lead Niagara to its best finish ever in the NIT, a runner-up award in 1972, plus he left Niagara with its all-time assist record. Williams played a key role in Niagara's run in the 1972 NIT, guiding the team in scoring in the opening win over Texas-El Paso, then hitting two free throws with one second to play in the 69-67 win over St. John's in the semifinals. Williams finished his junior season with 136 assists, which was second only to Calvin Murphy's 140 from his senior year at that point. He was named to the 1971-72 UPI Small America First Team. During Williams' senior season, he set a then single-game record with 14 assists in an 84-74 loss to South Carolina. His 165 assists as a senior set a Niagara record and still ranks fifth on the all-time list.



Year	G	FG-FGA	Pct	FT-FTA	Pct	Reb	Avg	Pts	Avg
1970-71	26	106-230	.461	102-128	.797	128	4.9	314	12.1
1971-72	30	150-328	.457	118-138	.855	108	3.6	418	13.9
1972-73	25	141-326	.433	72-90	.800	97	3.9	354	14.2
Totals	81	397-884	.449	292-356	.820	333	4.1	1,086	13.4

Andrew Walker

1972-76 Player, 1985-89 Coach
Long Island City, N.Y.




Andrew Walker has accounted for 110 Niagara basketball victories, 51 in four seasons as a player and 59 in four seasons as the head coach. As a player, the 6-4 scorer tallied 1,620 career points over his four-year career. His 678 career field goals ranks fourth on the all-time list. He played for coach Frank Layden's final four years on Monteaegle Ridge, and, as a senior, helped the Purple Eagles upset St. Bonaventure in the ECAC Upstate Playoffs, and earned a 1976 NIT bid. Niagara lost to Kentucky in the opening round.

As a coach, Walker led Niagara to the 1987 NIT, where it knocked off Seton Hall in the first round, then dropped an 89-81 decision to La Salle. It was Niagara's first postseason bid since his senior year. In 1988, Walker's team advanced to Niagara's only North Atlantic Conference title game in its seven years as a league member. Niagara lost to Boston University in the title game.

Year	G	FG-FGA	Pct	FT-FTA	Pct	Reb	Avg	Pts	Avg
1972-73	23	91-209	.435	40-59	.678	103	4.5	222	9.6
1973-74	26	200-458	.437	55-83	.663	206	7.9	455	17.5
1974-75	22	176-409	.430	83-115	.722	194	8.8	435	19.8
1975-76	29	211-442	.477	86-115	.748	134	4.6	508	17.5
Totals	100	678-1518	.447	264-372	.710	637	6.4	1,620	16.2

Phil Scaffidi

1976-80 ~ Amherst, N.Y.




No one player captured the spirit and determination of the Niagara community more than No. 3, Phil Scaffidi. He came to campus after a two-year stint in the Pittsburgh Pirates organization as a hard-nosed, gritty player from St. Joseph's Collegiate. The 6-0 guard had a knack for hitting big shots during his career. As captain of the 1978-79 team, he was on his way to setting the all-time assist record and scoring 1,000 career points in his senior year when he entered a Buffalo hospital with kidney-liver problems and tests indicated cancer. He underwent an operation in Colorado and was treated at Buffalo's Roswell Park Memorial Institute. He was able to return to the court for six games in the 1979-80 campaign. On Jan. 21, 1980, he scored eight points and added two assists to set the Niagara all-time assist mark with 403 and lead Niagara to a 105-91 win over Cleveland State. The U.S. Basketball Writers Association honored him with the 1979-80 Most Courageous Award. He died March 23, 1980, ending a 15-month fight against cancer.

Year	G	FG-FGA	Pct	FT-FTA	Pct	Assists	Avg	Pts	Avg
1975-76	29	70-151	.464	64-81	.790			204	7.0
1976-77	26	116-261	.444	137-175	.783			369	14.2
1977-78	25	111-238	.466	81-107	.757			303	12.1
1978-79	3	7-19	.368	10-13	.769			24	8.0
1979-80	6	6-12	.500	1-5	.200			13	2.2
Totals	89	310-681	.455	293-381	.769	408	4.58	913	10.3

Joe Arlauckas

1983-87 ~ Rochester, N.Y.



The last Niagara player to be selected in a NBA draft, Joe Arlauckas, had an outstanding four-year run on Monteaegle Ridge, finishing with 1,610 career points, which stands eighth on the all-time list. Arlauckas set the Niagara blocked shot record with 220 and finished eighth on the career rebounds chart with 815. He was a key part of one of Niagara's biggest wins in recent memory, a 62-59 upset of St. John's in the Niagara Falls Convention Center. The St. John's roster included seven future NBA draft choices, including Chris Mullins and Walter Berry. The Redmen finished the season with four losses, three to Georgetown and one to Niagara.

As a senior, Arlauckas broke his own blocked shot record with nine in a 97-83 win over Kent State. He finished the season with 67 blocks, which was the single-season record (now second). He led Niagara to the 1987 NIT where the Purple Eagles opened with a 74-65 win over Seton Hall before dropping an 89-81 decision to La Salle. A fourth-round choice of the Sacramento Kings after graduation, Arlauckas played briefly in the NBA before embarking on a successful professional career in Spain.

Year	G	FG-FGA	Pct	FT-FTA	Pct	Reb	Avg	Pts	Avg
1983-84	28	66-145	.455	42-60	.700	131	4.7	174	6.2
1984-85	27	197-405	.487	77-121	.636	230	8.5	471	17.4
1985-86	28	209-398	.525	53-92	.576	244	8.7	471	16.8
1986-87	29	216-410	.527	60-87	.689	210	7.2	494	17.0
Totals	112	688-1358	.507	232-360	.644	815	7.3	1,610	14.4

Brian Clifford

1990-93 ~ Woodside, N.Y.



After sitting out his freshman season, the enthusiastic 6-8 forward made the most of his opportunities over his three years of play, averaging a double-double in his sophomore and junior years, and leading the team to its best season since it began conference play as a senior. Clifford, who watched the team struggle to a 6-16 mark during his freshman season, helped the squad to a 23-7 record as a senior, the best Niagara record since the 1953-54 campaign.


Clifford led the team in rebounding all three seasons, averaging a career-best 10.3 points per game as a sophomore. He also led the team in scoring during his sophomore and junior seasons. As a senior, Clifford led Niagara to an 11-3 mark in league play, good for second in the circuit. With two MAAC Tournament wins, Niagara advanced to the conference final for the first time in history, dropping a 68-67 decision to Manhattan despite leading the game for the first 39 minutes and 57 seconds. Niagara was awarded its first postseason bid in six years and lost in the opening round of the 1993 NIT to Boston College.

Clifford was Niagara's first two-time first-team All-MAAC selection, earning the honor as a junior and senior. He finished his career as the first Purple Eagle to surpass 1,000 points, 800 rebounds, 300 assists and 150 steals. Clifford was named to the 1993 MAAC All-Tournament Team and was the 1990-91 MAAC Rookie of the Year. He was an honorable mention 1991-92 All-East pick by Eastern Basketball. Clifford set his career scoring high with 30 points in an 86-68 win over Western Michigan in the Gallagher Center as a senior.

Year	G	FG-FGA	Pct	FT-FTA	Pct	Reb	Avg	Pts	Avg
1990-91	28	165-361	.457	96-149	.644	289	10.3	432	15.4
1991-92	28	141-278	.507	99-118	.746	279	10.0	371	13.3
1992-93	30	185-396	.467	91-138	.659	265	8.8	475	15.8
Totals	86	491-1,035	.474	286-405	.706	833	9.7	1,278	14.9

Chris Watson

1993-97 ~ White Plains, N.Y.




The 6-7 forward was a consistent scorer since he stepped foot on campus and led the Purple Eagles in scoring in his final three years. He was a 1995-96 first-team All-MAAC choice as a junior and earned second team honors in 1994-95 and 1996-97. He was third in the MAAC in scoring in his junior and senior seasons. Watson scored a career-high 40 points in a 79-77 overtime win past Siena during his junior season. He finished his career with 1,711 career points, fourth in Niagara history behind Calvin Murphy, Juan Mendez and Tremell Darden, respectively. His career free throw totals (466) and field goal totals (615) rank fifth and sixth on the all-time chart.

Year	G	FG-FGA	Pct	FT-FTA	Pct	Reb	Avg	Pts	Avg
1993-94	27	118-252	.468	70-127	.551	172	6.4	311	11.5
1994-95	30	165-329	.502	104-191	.545	169	5.6	444	14.8
1995-96	28	165-335	.493	140-223	.628	174	6.2	470	16.8
1996-97	28	167-294	.568	152-230	.661	174	6.2	486	17.4
Totals	113	615-1210	.508	466-771	.604	689	6.1	1,711	15.1

Alvin Young

1997-99 ~ Brooklyn, N.Y.




Alvin Young has a story that would make Horatio Alger proud. Cut from his high school basketball team as a freshman at Bishop Loughlin, Young never played in high school, but kept his passion for the game by playing in the Brooklyn playgrounds. He made the most of his opportunity as a college freshman under former Niagara assistant Dick Conover at Mitchell College, a junior college in New London, Conn., by leading the NJCAA Division II in scoring at 29.6 points per game. As a sophomore, he helped Mitchell to a seventh-place finish in the national tournament and was a NJCAA Division II All-American.

At Niagara, he started all 27 games as a junior and earned third-team All-MAAC honors, averaging 15.7 points per game. In his first trip back home as a Division I college player, he tallied a season-best 26 points in an 86-63 win over St. John's at Madison Square Garden. He exploded offensively as a senior and led the nation in scoring at 25.1 points per game, helping Niagara (17-12, 13-5) to a tie for the MAAC regular-season championship. He was named the MAAC Player of the Year. Young scored a career-high 44 points in an 86-82 win over Siena at the Pepsi Arena, which at the time was the highest single-game scoring mark since Calvin Murphy finished re-writing the Niagara record book in 1970. From a player cut from the team and never played high school basketball, to the leading scorer among all NCAA Division I players – now that's a Horatio Alger story, basketball-style.

Year	G	FG-FGA	Pct	FT-FTA	Pct	Reb	Avg	Pts	Avg
1997-98	27	141-295	.478	123-155	.794	139	5.1	424	15.7
1998-99	29	253-535	.473	157-199	.789	167	5.8	728	25.1
Totals	56	394-830	.475	280-354	.791	306	5.5	1,152	20.6

Demond Stewart

1999-01 ~ Rochester, N.Y.



A transfer to Niagara from Mercyhurst College, Demond Stewart made the most of his two years on Monteagle Ridge, leading the MAAC in scoring in back-to-back years. Stewart enrolled at Niagara, but sat out during the year Alvin Young led the nation in scoring. He jumped right in the following year, averaging 22.9 points per game, seventh-best in the nation. He added 19.6 points per game as a senior, earning MAAC Player of the Year honors. His career scoring average of 21.3 points per game ranks third-best all-time at Niagara, behind Calvin Murphy and Al Butler. He hit 341 free throws in just two years at Niagara, which ranks 10th on the career list.

Year	G	FG-FGA	Pct	FT-FTA	Pct	Reb	Avg	Pts	Avg
1999-00	29	217-515	.421	176-244	.721	195	6.7	665	22.9
2000-01	27	162-418	.388	165-234	.705	207	7.7	530	19.6

All-Time Greats

Totals 56 379-933 .406 341-478 713 402 7.2 1,195 21.3

Daryl Greene


1998-02 ~ Largo, Md.

The 6-foot-1 guard finished his four-year run on Monteagle Ridge as one of the top guards in the program's storied history, finishing in the top 10 all-time in scoring, assists, steals, three-point field goals and three-point accuracy. He led the program to 67 wins over the four years (.67-51/.568), Niagara's best four-year run in total wins since the 1968-72 campaigns.

As a sophomore, Greene recorded 144 assists from the point guard spot, the 10th-highest total in Niagara history. He also averaged a career-best 17.5 points per game, including a career-best 33 points in the MAAC Tournament semifinal loss to Siena at the Pepsi Arena.

After an injury-plagued junior season, Greene returned to offensive form as a senior, hitting 81 three-pointers, second best in Niagara history. He earned first team All-MAAC honors and his second selection to the MAAC All-Tournament Team. He helped Niagara to two tournament wins and its first MAAC final appearance in nine years.

Year	G	FG-FGA	Pct	FT-FTA	Pct	Reb	Avg	Pts	Avg
1998-99	28	47-108	.435	23-32	.719	41	1.5	129	4.6
1999-00	29	165-385	.429	102-127	.803	144	5.0	507	17.5
2000-01	25	84-246	.341	57-72	.792	125	5.0	266	10.6
2001-02	32	161-389	.414	70-95	.737	67	2.1	473	14.8
Totals	114	457-1128	.405	252-326	.773	377	3.3	1,375	12.1



Tremell Darden

2000-04 ~ Las Vegas, Nev.

The 6-foot-4 forward finished his illustrious Purple Eagle career with 1,729 points, currently good for fourth on the school's all-time list, behind other NU greats Calvin Murphy, teammate Juan Mendez and Charron Fisher. Darden earned Second Team All-MAAC honors as a junior and a senior after claiming third team accolades as a sophomore.

Darden played in two MAAC Championship games, and helped the 2003-04 team earn an NIT berth. The Purple Eagles defeated Troy State in the opening round before falling at Nebraska. The forward scored 26 points in the win over Troy State and totaled 62 points in the MAAC Tournament during his senior campaign, earning MAAC All-Tournament Team honors.

Darden was half of the Purple Eagles' one-two punch during his junior and senior seasons, where he totaled over 1,000 points in those two seasons alone. He teamed up with Mendez to score 2,267 points in just 61 games.

Year	G	FG-FGA	Pct	FT-FTA	Pct	Reb	Avg	Pts	Avg
2000-01	28	84-180	.467	59-88	.670	87	3.1	236	8.4
2001-02	32	140-318	.440	115-171	.673	154	4.8	415	13.0
2002-03	29	170-354	.480	134-186	.720	164	5.7	503	17.3
2003-04	32	184-386	.477	157-215	.730	174	5.4	575	18.0



Totals 121 578-1238 467 465-660 .705 579 4.8 1729 14.3

Juan Mendez


2001-05 ~ Montreal, Que.

Juan Mendez rewrote the Niagara record books during his four seasons on Monteagle Ridge. The 6-foot-8 forward led the Purple Eagles to the second NCAA Tournament berth in school history while amassing over 2,000 points and 1,000 rebounds. He ranks in the top five in seven career categories, including points, rebounds and blocks.

The 2005 MAAC Player of the Year averaged 23.5 points and 10.6 rebounds per game during his senior season while leading NU to the MAAC Championship. Mendez scored 23 points with 13 rebounds in the championship victory over Rider, to earn MAAC Tournament MVP and propel the squad into its second-straight postseason berth, and just the second NCAA Tournament in school history. That season he also landed on the AP All-American Honorable Mention Team. During his career, Mendez was named First-Team All-MAAC a record three times.

Mendez was half of the Purple Eagles' one-two punch during his sophomore and junior seasons, where he totaled over 1,350 points in those two seasons alone. He teamed up with Tremell Darden to score 2,267 points in just 61 games. The Purple eagles made it to the NIT during Mendez' junior season.

Year	G	FG-FGA	Pct	FT-FTA	Pct	Reb	Avg	Pts	Avg
2001-02	32	114-200	.570	88-131	.672	194	6.1	316	9.9
2002-03	29	207-344	.602	119-161	.739	260	9.0	533	18.4
2003-04	32	208-399	.521	223-276	.808	280	8.8	656	20.5
2004-05	30	221-469	.471	224-275	.815	319	10.6	705	23.5
Totals	123	750-1412	.531	654-843	.776	1053	8.6	2210	18.0



Charron Fisher


2004-08 ~ Pennsauken, N.J.

Charron Fisher ended his outstanding Niagara career ranked in the top 10 in 17 statistical categories, including ranking third in career points. Due to injuries, the 6-foot-4 forward was only able to play a full season during his senior year, while still pouring in 1,799 career points.

During the 2007-08 season, Fisher led the nation in scoring throughout the year, and finished the season one-tenth of a point behind the scoring champion. Fisher etched his name in the NU record books with his scoring totals, including notching back-to-back 40-point games during the regular season. His 46 points at Loyola was one point off the MAAC record, but bested the Niagara conference record by one point. The two-time First Team All-MAAC selection was a threat both inside and outside.

As a junior, Fisher returned to the lineup and helped turn a 1-7 start without him into one of the most successful seasons in school history. The 2006-07 Purple eagles became the third team in school history to make it to the NCAA Tournament after winning the 2007 MAAC Championship. The Purple Eagles won the opening round game against Florida A&M, behind 13 points and eight boards from Fisher and moved on to play top-seeded Kansas.

Year	G	FG-FGA	Pct	FT-FTA	Pct	Reb	Avg	Pts	Avg
2004-05	17	34-95	.358	24-37	.649	55	3.2	96	5.6
2005-06	19	114-283	.403	100-135	.741	151	7.9	348	18.3



2006-07	27	188-412	.456	142-185	.768	217	8.0	555	20.6
2007-08	29	256-645	.397	219-284	.771	275	9.5	800	27.6
Totals	92	592-1435	.413	485-641	.757	698	7.6	1799	19.6

Tyrone Lewis

2006-10 ~ Levittown, Pa.



Tyrone Lewis made an instant impact to the Purple Eagle basketball program as a freshman en route to having one of the best careers in program history. Lewis became first the freshman in conference history to earn MAAC Tournament MVP as he helped lead Niagara to the 2007 MAAC title. The Purple Eagles earned their third NCAA Tournament appearance and defeated Florida A&M, 77-69, in the opening round for the program's first win in the NCAA Tournament in 37 years. Niagara advanced to the next round where it faced No. 1 Kansas and was eliminated. Lewis' four steals in the game are the most by a Purple Eagle in an NCAA Tournament game. He followed his freshman year by earning All-MAAC Second Team honors in 2008 after starting in all 29 games while averaging 16.1 ppg and 4.2 rpg.

Lewis' breakout season was his junior campaign. Lewis earned First-Team All-MAAC, NABC All-District I Second Team and MAAC Defensive Player of the Year honors helping the team to 26 wins, the second-most in program history. In the season-opening win over Towson, Lewis blocked eight shots which are the most by a guard, by a junior and second most in a game in program history. He etched his name in the defensive record book as he set the Niagara then-single-season record with 91 steals and 2.6 steals per game, while leading the conference in steals.

Offensively, Lewis averaged 16.2 ppg and was a threat from behind the arc. He connected on at least one 3-pointer in 34 of 35 games, including a stretch of 29-straight, and made multiple 3's in 29 games. Lewis set the school single-season record with 99 3-pointers and led the MAAC. His most dramatic 3-pointer of the season came during the 2009 MAAC Championship Semifinal versus Rider. With NU trailing by three, Lewis banked in a 30-footer to tie the game with 1.7 seconds remaining in regulation. The Purple Eagles would win in double overtime for their 26th of the season. Lewis completed his senior season by earning All-MAAC Second Team recognition and was named to the 2010 Mid-Major Defensive All-America Team.

Lewis is third all-time in scoring (1,849), first in steals (250) and 3-pointers made (290), eighth in blocks (76) and ninth in free throws made (395). Lewis finished his career as the only player in MAAC history to record 1,500 points, 500 rebounds, 200 assists and 200 steals. He totaled 1,849 points, 523 boards, 222 assists and 250 steals while adding 290 3-pointers.

Year	G	FG-FGA	Pct	FT-FTA	Pct	Reb	Avg	Pts	Avg
2006-07	28	124-288	.431	64-95	.674	114	4.1	353	12.6
2007-08	29	149-381	.391	106-150	.707	121	4.2	467	16.1
2008-09	35	175-519	.337	119-149	.799	162	4.6	568	16.2
2009-10	27	144-373	.386	86-114	.754	126	4.7	461	17.1

Totals	119	592-1,561	.379	375-508	.738	523	4.4	1,849	15.5
--------	-----	-----------	------	---------	------	-----	-----	-------	------

Anthony Nelson

2007-11 ~ Plainfield, N.J.



Anthony Nelson became the first player in program and Metro Atlantic Athletic Conference (MAAC) history to have at least 1,000 points, 500 rebounds, 600 assists and 200 steals in his career. After gradually rising through the record books from his freshman to junior seasons, Nelson had a record-setting senior campaign as the lone senior on a young, inexperienced 2010-11 Purple Eagles team. Nelson averaged a career-high 15.0 points per game to lead NU in scoring and his 5.0 rpg were a career-best. On Feb. 6, he recorded the program's first-ever triple-double with 10 points, 10 rebounds and 14 assists in a win over Marist. On Feb. 25, he became Niagara's all-time career assists leader, surpassing Alvin Cruz's 630 assists, and set the single-season steals record.

Nelson was named 2011 MAAC Defensive Player of the Year and earned a spot on the All-MAAC Second Team for his first-ever all-conference team award. Nelson set the school's and conference's single-season steals record with a nation leading 3.4 steals per game. Nelson broke former teammate Tyrone Lewis' records of 2.6 steals per game and 91 total steals set during the 2008-09 season. Lewis became the first Purple Eagle to win the MAAC Defensive Player of the Year award during that season. Nelson's 230 career steals are second behind Lewis' 250. Nelson was named to the 2011 National Association of Basketball Coaches (NABC) District 1 Second Team to become only the second Purple Eagle to be named to a NABC All-District team, joining Juan Mendez who was named to the first team in 2005. He also earned the Mid-Major Defensive All-America Team honors, joining Lewis as the only Purple Eagles to be named to the Mid-Major Defensive All-America squad.

Nelson's 230 career steals rank second in program history behind Lewis's 250 and his career-high of eight steals on Jan. 9 are tied for second most in program history and tied for sixth most in a single game this season. Nelson finished his career first in assists with 647, second in steals with 230 and with 571 rebounds. He ranks 27th place all-time in scoring with 1215 points.

Year	G	FG-FGA	Pct	FT-FTA	Pct	Reb	Avg	Pts	Avg
2007-08	29	42-131	.321	68-89	.764	117	4.0	165	5.7
2008-09	34	76-192	.396	108-151	.715	153	4.5	275	8.1
2009-10	33	94-226	.416	120-174	.690	157	4.8	328	9.9
2010-11	29	127-347	.366	155-221	.701	144	5.0	447	15.4
Totals	125	339-896	.378	451-635	.710	571	4.6	1,215	9.7

All-Time Roster

AA

Abdullah, Hassan1994-97
 Abresch, Vincent.....1942-46
 Acerno, John P.....1942-43
 Adamonis, Joseph1968-70
 Adams, William J.1959-61
 Agnew, Harry J.1940-41
 Agudio, Alex1986-87
 Ahearn, Joseph D.1952-53
 Aiello, Peter.....1968-71
 Albano, James R.1959-61
 Alexander, Joe.....1982-86
 Alexander, John.....1944-45
 Allen, Vern1974-78
 Amato, Thomas D.1951-54
 Amponsah, Danny1997-99
 Anders, James L.1963-64
 Anderson, Wilford1966-67
 Arlauckas, Joe1983-87
 Armstrong, Chris2007-10
 Arrigoni, William.....1960-61
 Aryault, Joseph.....1961-62
 Asip, William1935-36
 Austin, Robert.....1938-39
 Auty, Peter.....1958-61

BB

Babbey, Michael1966-67
 Bader, Warren1963-65
 Baker, Mike.....1984-85
 Balasquide, Jose1954-55
 Baldon, Mariano.....2019-20
 Balen, Mark1952-54
 Bandy, Howard1933-34
 Banks, Robert1971-73
 Barnes, Charles1922-23
 Barry, John.....1916-17
 Barsanti, John1969-70
 Barton, Chris.....2015-19
 Battison, Duncan1956-57
 Bayless, Braxton.....2022-24
 Bazzani, Dante.....1937-41
 Beamer, Brent.....1994-97
 Beckes, Edward.....1937-38
 Beckman, Roy1973-78
 Bello, Frank1935-39
 Bengough, Bernard1916-19
 Benn, Bilal.....2008-10
 Bernosky, Nate1996-00
 Bertolotti, George1949-51
 Bertram, David1990-94
 Birch, Thomas1947-51
 Bishop, Francis.....1929-33

Blackman, Emile.....2014-16
 Blair, John1922-23
 Blake, Francis.....1935-39
 Blake, John.....1911-15
 Blalock, Leon.....1982-86
 Blanzy, Jeffrey.....1982-83
 Bleich, Brian1988-89
 Bodie, Aaron2013-14
 Boland, Vincent.....1924-26
 Bolander, Edward1905-07
 Bonk, Dwight1963-66
 Bossert, Darrin.....1989-91
 Bossert, Gary1983-87
 Bourke, John1924-25
 Boylan, Frank1938-39
 Bradberry, Carlos.....1993-94
 Breckbill, Alfred.....1914-15
 Brennan, J. Dennis.....1963-64
 Brennan, James E.....1949-50
 Brennan, James R.....1946-50
 Brennan, Thomas J.....1935-36
 Brennan, Tom1960-64
 Brennan, William1908-12
 Brennock, James1914-15
 Brevard, Derrick.....1986-90
 Brewer, James.....1935-36
 Broderick, Patrick.....1962-66
 Brooks, David2001-05
 Brooks, Rydell1912-13
 Broderick, Patrick.....1962-66
 Brown, Chris1987-89
 Brown, Clif.....2004-07
 Brown, Darren.....1987-91
 Brown, Hubert.....1951-55
 Brown, Jalen2022-24
 Brown, John1938-40
 Brown, Michael1966-70
 Brown III, Rob.....2021-22
 Brown, Shandon.....2019-22
 Brzusek, Daniel1962-63
 Buckley, Maurice1945-49
 Buckley, Richard1952-53
 Bullock, Dre2023-24
 Bumbalough, Luke.....2023-24
 Burke, Harold.....1914-15
 Burke, Pat1969-72
 Burns, Arnold.....1933-35
 Burns, Robert.....1922-23
 Butler, Elbert1957-61
 Byrne, Michael.....1997-00

CC


Cadzow, Archibald.....1924-28

Cahill, Thomas.....1938-40
 Campbell, Henry1937-40
 Campbell,1916-17
 Canino, Gary.....1963-65
 Cannon.....1919-20
 Caprisecca, Len.....1967-68
 Carey, Arnold1933-34
 Carno, James.....1964-68
 Carolla, Albert1934-35
 Carr, Daniel1945-46
 Carroll, James1927-28
 Carron, Rhossi.....1999-03
 Carter, Kevin.....1981-82
 Casey, Eugene.....1933-34
 Castiglia, Richard.....1958-59
 Chassar, Jim1969-72
 Childress, David1960-61
 Churchwell, Robert.....1968-70
 Ciglar1908-09
 Cintron, Jordan2020-22
 Cirincione, David.....2007-08
 Clancy, Paul.....1929-30
 Clark, E. Homer.....1939-40
 Clark, James1929-30
 Cleary, Kevan.....1949-52
 Clement, William1930-31
 Clifford, Brian1990-93
 Cobb, William1952-53
 Cogan.....1912-13
 Cohen, Shey1999-02
 Colbert, Alonzo1979-80
 Coleman, William.....1962-66
 Collins, Bucky.....1929-30
 Collins, Richard.....1967-68
 Con dara, Harold.....1949-52
 Conefry, John.....1938-40
 Connelly, John1933-37
 Connors, Bernard1958-59
 Connolly, Gregory1921-22
 Connors, John.....1961-63
 Connors1912-13
 Cooley, Austin.....2008-10
 Costello, Lawrence.....1950-54
 Cottingham, Robert1932-33
 Coughlin1909-10
 Cox, David1974-78
 Cox, Jerome1977-79
 Cramer, Donald.....1950-52
 Crenny, James.....1908-10
 Crichton, Daniel.....1964-65
 Crowley, John1966-67
 Crummey, Edmund1937-38

Cruz, Alvin2001-05
 Crummey, Edmund1937-38
 Cullen, John.....1946-47
 Cullen, Phillip.....1940-43
 Curges, Timothy1982-84
 Curran, James.....1926-29
 Curry, William1931-32
 Curran, Michael1980-84
 Curtin, Paul J.....1924-27
 Curtin, Paul R.....1949-50
 Curtin, Robert1938-40

DD

Dacey, William.....1945-46
 Dada, Theodore1938-39
 Daly, John.....1955-56
 Daniel, Dwayne1989-93
 Darden, Tremmell2000-04
 Darrigan, Thomas.....1932-34
 Davies, Morgan1935-38
 Davis, Karonn2014-16
 DeBerry, James.....1952-56
 Defoudis, Christos.....1998-01
 DeKay, Donald1945-46
 Delaney, Edward1944-45
 Delaney, Francis.....1962-64
 Delaney, James1948-50
 Delnicki, Raymond1962-63
 DeLuccia, Dennis.....1967-68
 DeLutis, Donald1952-54
 DeMore1926-27
 Derkasch, Harry.....1940-41
 DeSantis, Daniel.....1937-41
 Dever, Bernard1923-27
 DeVincenti, John.....1952-54
 DeFilippo, James1922-26
 de Wet, Paul2000-04
 Dickson, DayJar2014-15
 DiGiovanna, John.....1934-38
 Dillon, Edward.....1906-10
 Dillon, John1939-40
 Dixon, Reggie.....1984-85
 Dobrich, Luke1996-00
 Dodds, Sean1983-84
 Doherty, Edward.....1958-59
 Doherty, John1933-34
 Dolan, Harold1909-11
 Dolan1920-21
 Donaghy, Andrew1960-61
 Donlon, Joseph.....1957-58
 Donnelly, Dennis.....1964-65
 Donohue, James.....1930-33
 Donohue, John F.1952-56



Alvin Cruz

Donohue, John H.1948-51
 Dooling.....1905-07
 Dowd, William1944-46
 Downs, Lawrence1961-62
 Doyle, James1906-07
 Drabczyk, Thomas.....1957-58
 Drehs, Clarence1937-38
 Driscoll, Squire.....1928-29
 Drum, Donald1977-81
 Dubler, Jon1993-96
 Duffey, J.R.....2003-07
 Dugan, Dana.....1908-10
 Duggan, John1914-18
 Dukes, Kahlil2016-18
 Dunn, Charles.....1933-37
 Dunn, Thomas1942-43
 Dunwoodie, Raymond1932-34
 Durnin, Dan.....1936-37
 Durosier, Barry.....2002-03, 04-06
 Dwyer, John1938-39
 Dwyer, J.....1905-06
 Dwyer, William.....1926-30

EE

Ealy, Thomas.....1944-45
 Edwards, Charles1930-34
 Edwards, Kashief2007-10
 Edwards, Malik.....2023-24
 Edwards, Terry.....1998-00
 Egan, Henry1955-56

Egemonye, Benson..... 2006-09
 Elias, Joseph..... 1960-61
 Elliot, John..... 1938-39
 Ellis, Alex..... 1954-58
 Ellis, Craig..... 1969-73
 Engelhardt, Will..... 2019-20
 English, James..... 1961-62
 Erias, Baltico..... 1950-54
 Erwin, Marin..... 1965-67
 Erwin, Peter..... 1965-67
 Erving, Lance..... 2022-24
 Eucker, William..... 1946-47
 Eudell, Kevin..... 1973-75
FF
 Fadden, Henry..... 1937-40
 Falls..... 1912-13
 Fanning, Donald..... 1965-66
 Farrell, Douglas..... 1969-73
 Farrell, J..... 1905-06
 Feeney, William..... 1931-34
 Feldman, Henry..... 1918-19
 Felton, Ronnell..... 1994-97
 Fermoil, John..... 1947-48
 Ferrara, Michael..... 1976-77
 Ferris, James..... 1959-61
 Ferriter..... 1924-25
 Fesko, Michael..... 1964-65
 Festa, Guy..... 1931-32
 Fife, Jeremy..... 1995-96
 Finn, Larry..... 1955-56
 Fiorucci, Richard..... 1959-60

Fischer, Albert..... 1912-16
 Fischer, Anthony..... 1915-16
 Fischer, Victor..... 1951-53
 Fisher, Charron..... 2004-08
 Fitzgerald, Richard..... 1967-70
 Fitzpatrick, Harry..... 1929-30
 Fitzpatrick, John..... 1947-48
 Fitzpartick, Thomas..... 1928-30
 Fleming, Edward..... 1951-55
 Fleming, Thomas..... 2013-16
 Flood, Thomas..... 1934-35
 Flynn, Edward..... 1931-34
 Flynn, Raymond..... 1942-43
 Fogt, Doug..... 1983-84
 Foley, Daniel..... 1945-46
 Foley, Edward..... 1914-16
 Foley, Henry..... 1946-50
 Foody, James..... 1914-18
 Foote, Donald..... 1977-80
 Formosa, John..... 1932-35
 Fowler, Cameron..... 2013-16
 Fox, Donald..... 1927-30
 Fragala, Dominik..... 2018-19
 Franc, Anthony..... 1946-47
 Francis, Tony..... 1985-89
 Freuhne..... 1910-11
 Fries, John..... 1961-62
 Fritz, Joseph..... 1930-32
 Fulham, Matthew..... 1940-43, '47
 Funderburg, Anthony..... 1960-61
 Furey, William..... 1931-35

GG
 Gabriele, Mark..... 1980-81
 Gaffney, Paul..... 1980-81
 Gallagher, Arthur..... 1915-17
 Garrison, Rob..... 2008-10
 Gasparovic, Frank..... 1940-43, '47
 Gatling, Shane..... 2016-17
 Gayle, Newton..... 1993-94
 Gervasi, Frank..... 1929-33
 Gibbs, Charles..... 1949-51
 Gieselman, John..... 1954-55
 Gilbert, James..... 1955-56
 Gillette, Scooter..... 2009-13
 Givney..... 1927-27
 Gleason, William..... 1953-55
 Glenn, Kenneth..... 1959-63
 Golden, William..... 1961-62
 Gonder, Ronald..... 1952-53
 Gorak, Edward..... 1962-63
 Gordon, Kamau..... 2006-09
 Gordon, Joseph..... 1961-62

Gorman, Daniel..... 1922-26
 Gorman, Donald..... 1927-28
 Gorman, Victor..... 1960-61
 Gram, Larkin..... 1962-63
 Grasser, John..... 1938-40
 Gray, Lynn..... 1968-71
 Green, Corey..... 1993-94
 Green, Juan'ya..... 2011-13
 Green, Kierell..... 2017-19
 Green, Paul..... 1944-46
 Greene, Daryl..... 1998-02
 Griesmer, Joseph..... 1919-23
 Grossman, William..... 1929-30
 Grunzweig, Nicholas..... 1938-40
 Guarnieri, Chuck..... 1919-22
 Gyseck, Gary..... 1967-69

HH
 Haile, William..... 1970-71
 Haire, Karl..... 1987-90
 Hall, Charles..... 1932-36
 Halligan, James..... 1937-39
 Hammond, Marcus..... 2018-22
 Hanley, Michael..... 1973-77
 Hannah, Samuel..... 1956-57
 Hannon..... 1919-21
 Hardy, John..... 1936-38
 Harlowe, John..... 1913-17
 Harold, George..... 1945-47
 Harper, Ollie..... 1974-78
 Harris, Rayvon..... 2013-15
 Harrington, Kevin..... 1969-70
 Harrison, Orlander..... 1968-71
 Hartman, Mike..... 1989-93
 Harvey, Malcolm..... 1938-39
 Hayes..... 1930-31
 Hecker, Charles..... 1939-40
 Hecker, Sheldon..... 1923-27
 Hectus, John..... 1962-63
 Hectus, Stephen..... 1963-64
 Hefferman, Bert..... 1926-29
 Hegmann, James..... 1969-73
 Heichemer, Fred..... 1939-40
 Heitzler, Joseph..... 1962-64
 Hemans, Thomas..... 1952-56
 Hemmer, Francis..... 1944-45
 Henderson II, Ahmad..... 2023-24
 Henry, Gerry..... 1980-82, 83-85
 Henry, Mark..... 1985-89
 Herb, Paul..... 1918-22
 Herbert, Slim..... 1928-29
 Heywood, John..... 1962-63
 Hill, John..... 1925-26


Hill, Tahjae..... 2020-21
 Hobbes, Edward..... 1956-57
 Hocevar, Keith..... 1991-92
 Hodge, Stanley..... 2004-08
 Hogan, John..... 1906-09
 Hogan, Joseph..... 1932-34
 Hogan, Paul..... 1919-21
 Hogan, Redmond..... 1931-35
 Hollenbeck, Harold..... 1946-47
 Holroyd, William..... 1942, 46-49
 Holtz, Clint..... 1991-92
 Holzschuh, Jeff..... 1978-82
 Horrigan, John..... 1939-40, 41-43
 Horrigan, Thomas..... 1940-41
 Howard, Mark..... 1989-90
 Howell..... 1922-23
 Howse, Mike..... 1979-83
 Howse, Richard..... 1981-85
 Hoxie, Charlie..... 1951-55
 Hudecki, Gregory..... 1964-68
 Hummel, Albert..... 1962-63
 Humphrey, Gary..... 1970-71
 Hunter, Jeffrey..... 1979-81
 Hurban, Thomas..... 1956-57
 Hussong, George..... 1945-46
 Hutson, Arthur..... 1947-51

II
 Iacono, David..... 1967-68
 IaFallo, Aniello..... 1939-43
 Illig..... 1919-21
 Iorio, Sam..... 2021-P
 Irvine, Tim..... 1967-68
 JJ
 Jamke, Peter..... 1957-58
 Jankowski, William..... 1960-61
 Jarvis, Robert..... 1941-42, 45-47
 Jennings, James..... 1948-50
 Jobity, Kevin..... 1995-99
 Joffe, Jon..... 1988-90
 Johnson, Arthur..... 1960-64
 Johnson, Jeremiah..... 1995-99
 Johnson, Larry..... 2000-01
 Johnson, Walter..... 1946-50
 Johnston, William..... 1938-39
 Jollon, Eugene..... 1912-14
 Jollon, Julian..... 1906-07
 Jones, Andy..... 1985-86
 Jones, Don..... 1957-61
 Jones, Patrick..... 1985-86, 87-90
 Jones, Skylar..... 2010-12
 Jones, Wayne..... 1969-71
 Jonsson, Chris..... 1982-86

Jordan, Garry..... 1977-81
 Jordan, Marvin..... 2010-14
 Jung, George..... 1967-68

KK
 Kachovec, Dennis..... 1968-71
 Kaiser, Robert..... 1934-38
 Kalombo, Luteke..... 1994-96
 Kaminski, Vincent..... 1927-28
 Kane, John..... 1939-42
 Kantak, Francis..... 1932-35
 Karuch, John..... 1970-73
 Kassler, Joseph..... 1970-73
 Kavanaugh..... 1911-12
 Kay, Bruce..... 1966-67
 Keable, John..... 1956-57
 Kearney, Francis..... 1936-40
 Keefe, James..... 1966-67
 Keenan, Clarence..... 1910-14
 Keenan..... 1918-20
 Kell, Brent..... 1991-92
 Kelleher, Edward..... 1910-14
 Kelleher, William..... 1907-11
 Kelly, Jeffrey..... 1964-65
 Kelly, Joseph..... 1960-61
 Kelly, Raymond..... 1968-69
 Kennedy, Gerard..... 1950-54
 Kennedy, William..... 1959-63
 Kerner, George..... 1958-62
 Kiem, Edwin..... 1941-43, 46-48
 Kiernan, John..... 1946-49
 King, Greg..... 2017-19
 King, John..... 1909-13
 Kirchmeyer..... 1921-22
 Klar, Lawrence..... 1964-65
 Knowles, Jackie..... 1973-74
 Korach, Steven..... 1933-35
 Kortekaas, Luuk..... 2008-10
 Kossa, Walter..... 1933-35
 Kozen, Alfred..... 1962-64
 Kowalski, Paul..... 2008-12
 Kratholm, Nicholas..... 2019-22
 Kuakumensah, Greg..... 2017-22
 Kukla, Tomas..... 2000-02
 Kurcoba, Kevin..... 1994-95
 Kuryak, James..... 1960-64

LL
 Ladley, Edward..... 1958-62
 Laffan, Michael..... 1939-43
 Lamb, John..... 1925-27
 Langford, Ali..... 2011-12
 Langley, Walter..... 1939-40
 Larkin, Kevin..... 2016-18



Ollie Harper

All-Time Roster

Lasch, John.....1955-56
 Lawler, Robert.....1955-56
 Layden, Francis.....1951-53
 Leahy, James.....1950-51
 Leaks, Emanuel.....1964-68
 Lee, Gerald.....1965-66
 LeGree, Willie.....1987-88
 Lehmann, Howard.....1951-53
 Leino, Rauly.....2000-02
 Lemmons, Malcolm.....2010-13
 Lenney, Thomas.....1961-65
 Levnaic, Steven.....2018-22
 Lewis, Tyrone.....2006-10
 Liberti, Alfred.....1935-39
 Lilly, John.....1942-43
 Lines, W. Earl.....1936-37
 Loewenguth, Eric.....1989-90
 Loughlin, Joseph.....1940-41
 Ludwig, Sidney.....1953-56
 Lyles, Michael.....1978-80
 Lynch, Terrence.....1967-68
 Lynch, Walter.....1919-23
 Lynch.....1915-17
MM
 MacDonald, Nick.....2019-21
 MacGregor, Charles.....1939-40
 Mackey, Julian.....2021-22

MacReady, Bill.....1968-69
 Maddrey, Joseph.....1959-63
 Mahar, Paul.....1958-59
 Maid, George.....1929-31
 Malanowicz, Edmund.....1952-53
 Malfetti, James.....1966-69
 Maloney, James.....1954-58
 Manhey, Richard.....1964-65
 Manley, Edward.....1920-22
 Manto, Anthony.....1960-61
 Maples, Justin.....1991-94
 Marble Jr., Kwane.....2023-24
 Marcy, Eugene.....1955-56
 Margeson, Richard.....1931-32
 Marks, Thomas.....1927-30
 Marra, Peter.....1961-62
 Martin, Lawrence.....1905-09
 Martin, Leo.....1914-16
 Martineck, Martin.....1957-58
 Mason, Antoine.....2010-14
 Mason, Francis.....1924-28
 Massey, Jesse.....1976-78
 Mastro, Donald.....1947-48
 Mathis, James.....2002-06
 May, Lawrence.....1934-35
 McAdams, William.....1932-33
 McArdle, Henry.....1935-36
 McCall, Tahjere.....2012-14
 McCann, James.....1911-15
 McCann, Paul.....1933-34
 McCarthy, Henry.....1927-28
 McCarthy, Jack.....1933-34
 McCarthy, John.....1937-38
 McCarthy, Paul.....1956-57
 McCarthy, Richard.....1947-49
 McCarthy, Thomas.....1960-61
 McCarthy, Tom.....1945-46
 McCarthy, Judson.....1940-41
 McClaire, Greg.....1991-95
 McClaney, Carl.....1958-59
 McConnell, James.....1951-55
 McDaniel, Charles.....1974-78
 McDonald, James.....1951-55
 McDonald, Raymond.....1954-55
 McDonald, Thomas.....1934-37
 McDonnell, Paul.....1948-49
 McGovern, Bernard.....1959-60
 McGrath.....1922-23
 McGraw, Albert.....1953-55
 McGuire, James.....1939-43
 McGuire.....1905-07
 McGurgan, Robert.....1966-67

McInerney, Donald.....1938-40
 McKernan.....1911-12
 McKinley, Walter.....1967-68
 McLaughlin, Paul.....1922-26
 McLaughlin, William.....1957-60
 McLeer, Raymond.....1945-46
 McLoughlin, Bernard.....1937-38
 McMahan, John.....1949-53
 McMahan.....1906-07
 McNally, Mike.....1985-87
 McNamara, Patrick.....1995-98
 Mecca, William.....1974-77
 Meehan, Martin.....1944-46
 Mehlem, Thomas.....1964-65
 Melia, William.....1932-33
 Melle, Denis.....1958-59
 Mendez, Juan.....2001-05
 Melle, Denis.....1958-59
 Meyer, Arthur.....1958-59
 Mihalick, Peter.....1967-68
 Milanetti, R.....1932-33
 Miller, Richard.....1961-62
 Miller, Robert.....1969-73
 Miller.....1922-23
 Miles, Lorenzo.....2003-07
 Milton, Kandia.....1990-94
 Mink, Mervyn.....1947-51
 Mirleani, Samuel.....1932-33
 Mitchell, Greg.....1981-85
 Moe, R. Morris.....1970-71
 Monahan, Edward.....1983-84
 Monin, Thomas.....1966-67
 Montell.....1930-31
 Moody, William.....1957-58
 Moore, Eldridge.....1985-89
 Moore, Reggie.....1990-94
 Moran, James.....1947-51
 Morelli, Joseph.....1937-40
 Morgan, Jack.....1970-71
 Moriarity, Eugene.....1939-40
 Moschetti, Wayne.....1969-70
 Motter, Brian.....1961-65
 Moynihan, Andrew.....1927-28
 Muehlig, Craig.....1964-65
 Muench, Joseph.....1927-28
 Mullaney, John.....1923-24
 Mullen, James.....1922-26
 Mullen, Joseph.....1942-43
 Mullen, Michael.....1963-64
 Mulroy, Thomas.....1954-58
 Murnane, John.....1951-53
 Murphy, Andrew.....1931-35

Murphy, Calvin.....1966-70
 Murphy, Calvin Jr.....1996-97
 Murphy, Donald.....1968-69
 Murphy, Edward.....1946-50
 Murphy, Hugh.....1955-56
 Murphy, John.....1915-17
 Murphy, Thomas.....1922-23
 Murphy, William.....1959-60
 Myers, Wesley.....2013-15
 Mylod, Brian.....1966-67
NN
 Neal, Juan.....1984-88
 Nelson, Anthony.....2007-11
 Newsom, Tony.....1989-93
 Nicholson, Francis.....1932-33
 Nigrelli, Walter.....1949-51
 Noel, Greg.....2003-07
 Nojaim, Leo.....1958-62
 Nolan, William.....1935-36
 Nussbaum, Ronald.....1958-59
 Nwandu, Kobi.....2020-21
OO
 Obeng-Mensah, Yaw.....2023-24
 Obioha, Harlan.....2022-24
 O'Brien, James.....1923-26
 O'Brien, James Jr.....1955-58
 O'Brien, John.....1949-50
 O'Brien, Robert.....1958-61
 O'Connell, Andrew.....1959-63
 O'Connell, John.....1932-34
 O'Connell, F. Matthew.....1935-36
 O'Connor, Jeff.....1994-98
 O'Connor, John.....1961-62
 O'Connor, Robert.....1961-62
 O'Dea, Thomas.....1962-64
 O'Donnell, James.....1932-33
 O'Grady, Edmund.....1952-53
 O'Keefe, C.J.....1908-11
 O'Keefe, Vincent.....1908-10
 O'Malley, Gary.....1964-65
 O'Shea, Francis.....1908-09
 O'Shea, John.....1905-08
 O'Shea, Joseph.....1907-08
 O'Shea, Phillip.....1929-30
 Obioha, Harlan.....2022-P
 Oliphant, Clarence.....1936-38
 Ondouchak, John.....1915-17
 Orlowski, Norbert.....1960-61
 Osa, Nelson.....1952-56
 Ott, Norman.....1934-35
 Ouellette, Joseph.....1963-65
 Owens, William.....1938-42

Ozowski, Ziggy.....1940-41
PP
 Paige, Richard.....1926-27
 Palacio, Hugh.....1970-71
 Panczykowski, John.....1935-37
 Pasierb, E. Gary.....1969-70
 Patterson, Andrew.....2006-08
 Patterson, Lloyd.....1946-49
 Paul, Robert.....1932-36
 Payne, Alvin.....1960-61
 Peck, Gregory.....1905-06
 Pellino, Guz.....1930-31
 Pennline, Henry.....1946-47
 Percival, Fred.....1945-46
 Pestorius, Fred.....1959-62
 Petit, Wilbert.....1934-35
 Petrone, Rocco.....1944-45
 Pettit, Willard.....1935-36
 Phelan, Pete.....1911-12
 Phillips, George.....1962-66
 Phillips, Michael.....1978-82
 Phillips, William.....1933-35
 Pipkin, Charles.....1970-71
 Piwerka, Mike.....1997-99
 Pontalti, Michele.....1985-88
 Porter, Peter.....1968-69
 Posch, Robert.....1961-62
 Povolny, Thomas.....1942-43
 Pow, Dwayne.....2016-17
 Powell, Edward.....1940-41
 Powell, John.....1940-41, 45-46
 Powers, Francis.....1948-51
 Powless, Wayne.....1963-64
 Prechtl, Thomas.....1953-57
 Prince, Ricky.....1983-84
 Prochet, Marvin.....2015-19
 Prozeller, Joseph.....1910-12
 Pullano, William.....1966-67
 Purdy, Ronald.....1981-85
QQ
 Quigley, Charles.....1924-28
 Quinn, John.....1956-57
 Quinn, J. Raymond.....1916-20
 Quinn, Joseph.....1947-48
 Quinn, Vincent.....1920-22
 Quinn, William.....1964-66
RR
 Rademacher, Phillip.....1977-81
 Ramey, Scott.....1991-92
 Rautins, George.....1971-75
 Ray, Jeff.....1974-77
 Reaves, James.....2000-04



Michael Lyles

All-Time Roster

Redmond, John..... 1939-40	Scaffidi, Phillip..... 1975-80	Smolarek, Thomas..... 1955-57	Tighe, Robert..... 1955-58	Whalen, James..... 1923-24
Reed, Paul..... 1930-34	Schaad, George..... 1927-31	Smorol, Albert..... 1957-58	Tihay, Alexander..... 1934-35	Whalen, Mike..... 1968-72
Reedy, Kerry..... 1970-73	Schafer, Stephen..... 1966-70	Smyth, Joseph..... 1948-51	Tirico, Keith..... 1988-90	Whelan, Leonard..... 1957-61
Regan, James..... 1938-42	Schiano, Sean..... 1988-92	Smyth, William..... 1946-50	Tita, Dave..... 1971-75	White, James..... 1978-79
Regan, Joseph..... 1934-38	Schmid, Joseph..... 1940-41	Snowden, Ramone..... 2013-15	Tornatore, Charles..... 1932-33	White, Joseph..... 1961-65
Reid, Dominique..... 2014-15	Schmid, Ott C..... 1935-39	Snyder, William..... 1927-29	Towns, James..... 2016-20	Wiestling, G. Crawford..... 1958-61
Reilly, Daniel..... 1960-61	Schmidt, Michael..... 2000-02	Socia, John..... 1952-53	Townsend, Richard..... 1982-84	Wilcox, Gerald..... 1960-62
Reinhart, Kenneth..... 1950-52	Schoninger, Ames..... 1934-36	Solomon, Raheem..... 2018-21	Traore, Touba..... 2020-P	Wilcox, Ricky..... 1984-87
Reiter, Herbert..... 1945-46	Schrinkel, Charles..... 1954-55	Sotis, James..... 1948-51	Traverse, John..... 1963-64	Willenberg, Francis..... 1946-49
Remsen, Steve..... 1969-70	Schug, Alan..... 1966-68	Spadaccini, Rocci..... 1937-38	Truesdale, Thomas..... 1955-57, 60	Williams, Albert..... 1969-73
Richards, Oscar..... 1944-45	Schulz, Stephen..... 1960-61	Spanbauer, John..... 1948-52	Trumpfheller, Gordon..... 1952-56	Williams, Eric..... 2008-12
Richardson, Julian..... 2014-15	Schwab, Fred..... 1942-43, 45-48	Speaks, James..... 1978-82	Tubinis, Robert..... 1954-55	Williamson, Demetrius..... 2007-10
Riley, Dennis..... 1958-59	Scott, George..... 1963-64	Sprenulli, Leonard..... 1964-68	Tucker, Randy..... 2023-24	Wilson, Charles..... 1929-32
Riley, Thomas..... 1959-60	Scott..... 1922-23	Stahler, Gary..... 1962-63	Turner, Joseph..... 1924-25	Wilson, James..... 1963-64
Rios, Mike..... 1987-89	Scott, Matt..... 2014-18	Staniewicz, Chester..... 1942-43	Turner, Josh..... 2011-12	Wilson, Wallace..... 1949-50
Ripton, Raymond..... 1912-14	Scully, Alphonso..... 1916-20	Stark, John..... 1956-57	Tyldenda, Eugene..... 1947-47	Wingate, Bruce..... 1971-73
Roache, James..... 1977-78	Scully, James..... 1929-33	Statt, Donald..... 1947-49	UU	Wingate, R. Marshall..... 1968-72
Robb, Dominic..... 2015-19	Sergott, John..... 1954-57	Staudt, Thomas..... 1915-16	Uterstein, Robert..... 1967-68	Winsco, Joseph..... 1936-37
Robbino, Daneil..... 1921-24	Seymore, Eugene..... 1935-36	Staunton, John..... 1947-49	Uzzi, Anthony..... 1975-76	Winters..... 1944-45
Roberts, Justin..... 2019-22	Shanahan, Brian..... 1995-96	Stefik, Robert..... 1947-48	VV	Wojciechowski, Richard..... 1947-48
Roberts, William..... 1957-61	Shanahan, James..... 1938-40	Stevens, Paul..... 1931-32	VanAllen, Richard..... 1966-67	Wojenski, Mike..... 1970-71
Robinson, Henry..... 1951-52	Shanahan, Vincent..... 1944-45	Stewart, Demond..... 1999-01	Valentine, William..... 1934-38	Wolfe, Thomas..... 1952-54
Robinson, Rob..... 1991-93	Shanley, Barry..... 1968-69	Stewart, Peter..... 1949-50	Varoli, David..... 2013-16	Wonsiewski, William..... 1955-56
Rogers, Brian..... 1963-64	Shea, James..... 1905-06	Stillwell, Richard..... 1960-61	Vatidis, Chris..... 1950-54	Wood, John..... 1935-39
Rooney, Wally..... 1976-77	Shean, John..... 1966-67	Street, Edward..... 1965-67, 69-70	Veith, Richard..... 1955-59	Woolston, Richard..... 1965-66
Rooney, Walter M..... 1947-51	Sheahan, Donald..... 1950-51	Strobl, Peter..... 1997-00	Ventura, Domenick..... 1961-65	Worosz, Clemens..... 1953-57
Ross, Lee..... 1980-81	Sheedy, Frank..... 1928-29	Suber, James..... 2014-15	Vereb, Robert..... 1954-56	Wrench, William..... 1961-63
Royster, Clevan..... 1970-74	Sheehan, Jerry..... 1937-38	Sullivan, John..... 1987-88	Vergopia, Salavatore..... 1957-60	Wright, Joseph..... 1945-46
Ruback, William..... 1975-79	Sheldon, William..... 1963-66	Sullivan, John D..... 1955-56	Vievada, Anthony..... 1936-37	YY
Rudzinski, Stephen..... 1957-58	Sheridan, James A..... 1912-15	Sullivan, Patrick..... 1956-57	Vignola, Michael..... 1936-40	Yates, D..... 1907-08
Russell, Joseph..... 1965-67, 68-69	Sheridan, James J..... 1931-34	Sullivan..... 1906-07	Villafane, Luis..... 1999-04	Yates, Robert..... 1905-07
Russell, Ronald..... 1961-62	Sheridan, James P..... 1938-42	Sweeney, Gregory..... 1972-75	Vocke, Howard..... 1935-36	Yesawich, Paul..... 1941-43, 46-48
Rutaysire, Aime..... 2023-24	Sheridan, Joseph..... 1965-66	Sweeney..... 1906-07	Volmy, Sam..... 2017-18	Young, Alvin..... 1997-99
Ryan, Charles..... 1914-16	Sheron, William..... 1946-48	Sweitzer, Harry..... 1929-32	WW	Young, Jermaine..... 1994-98
Ryan, J..... 1905-06	Shields, James..... 1933-37	Swick, Tom..... 1985-88	Waheed, Akbar..... 1995-99	Young, Mike..... 1956-58
Ryan, Raymond..... 1919-20	Shults, James..... 1939-40	Syroka, Trey..... 2019-20	Walker, Andrew..... 1972-76	ZZ
Ryan, Robert..... 1932-34	Shults, John..... 1935-37	TT	Walker, Lloyd..... 1992-93	Zeits, William..... 1965-69
Ryan, Thomas..... 1912-13	Siegel, Paul..... 1981-83	Tanksley, Ameen..... 2011-13	Walsh, Henry..... 1927-29	Zimmer, Francis..... 1922-23
Ryan, Thomas C..... 1958-59	Simmons, Stephen..... 1966-67	Tarricone, Charles..... 1956-57	Walsh, J..... 1905-06	Zucker..... 1919-20
Ryan, William T..... 1920-22	Simpson, John..... 1951-52	Tate, Keleaf..... 2017-19	Waples, Edward..... 1965-66	
Ryback, Joseph..... 1934-38	Singleton, Jim..... 1973-77	Taylor, LeRoy..... 1970-72	Ward, John..... 1935-36	
SS	Sinicola, Emilio..... 1947-51	Taylor Jr., Maurice..... 2015-17	Ware, Marcus..... 2013-14	
Sabatino, Gerald..... 1938-39	Sinicola, Robert..... 1972-75	Tenenini, Robert..... 1971-72	Waterman, Noah..... 2019-20	
Salamone, Benedict..... 1956-60	Slabak, Stepehn..... 1937-40	Tew, Ali..... 2015-17	Watson, Bruce..... 1972-76	
Sammons, Frank..... 1940-41	Slater..... 1906-08	Thomas, Damani..... 2019-20	Watson, Chris..... 1993-97	
Samuel, Michael..... 1986-70	Smith, Irving..... 1951-52	Thomas, Joseph..... 2011-14	Watson, Lewis..... 1981-83	
Sanford, Maurice..... 1979-81	Smith, David..... 1963-67	Thomasson, Noah..... 2021-P	Watts, Reed..... 1982-86	
Sarkissian, Victor..... 1934-38	Smith, Lovice..... 1973-74	Thompson, Michael..... 1967-68	Weisenberg, Harvey..... 1951-53	
Satchell, Justin..... 2015-16	Smith, Reggie..... 1938-39	Thompson, Wallace..... 1963-65	Wenckus, Frank..... 1934-35	
Satterly, Donald..... 1951-52	Smith, Robert..... 1951-52	Thornton, Paul..... 1968-72	Wenz, George..... 1950-51	
Sawyer, Robert..... 1954-58	Smith, William..... 1965-67	Tierney, James..... 1922-23	Werbeck, John..... 1939-42	
Scaffidi, David..... 1981-82	Smith..... 1931-32	Tierney, John..... 1932-33	Wetzel..... 1917-18	

This all-time roster may be incomplete. If you have information that would make this complete, please email gillen@niagara for updates.

John J. 'Taps' Gallagher Center

The 2,100-seat John J. "Taps" Gallagher Center means different things to different people. To Purple Eagle fans, it means great atmosphere, roaring crowds and Niagara victories. To opponents, it means intimidation, deafening noise and a likely defeat.

Niagara University's on-campus facility has been the home for the school's basketball program since Nov. 30, 1949. Niagara has enjoyed a tremendous home-court advantage in the friendly confines of the Gallagher Center over the years.

Originally named the Student Center, it was renamed on May 23, 1982, in honor of the former athletics director and basketball coach at Niagara. In the summer of 1998, the Gallagher Center underwent a \$1.3 million renovation that included a new floor, bleachers and decor. In 1995, the Gallagher Center also received improved lighting. Banners featuring Niagara's NCAA and National Invitation Tournament appearances were added in 1996-97 while banners marking the accomplishments of the women's basketball program were added in 1997-98.

On the outside of the Gallagher Center, fans are welcomed by the Niagara Hall of Fame which highlights historical moments in the Niagara athletics. In 2018, the



Frank and Barbara Layden Court

On December 6, 2014, Niagara University officially named the Gallagher Center court after Frank and Babara Layden.

Layden, who played for Niagara from 1951-55 under John 'Taps' Gallagher, is a pro and collegiate basketball coaching legend. He led his alma mater for eight seasons, including taking Niagara to the program's first-ever NCAA Tournament in 1970. Layden finished his coaching tenure at Niagara at the end of the 1976 season with 119 career wins, which were second at the time to Gallagher.

Layden's next move was to the NBA where he worked as an assistant coach for the Atlanta Hawks (1976-79), and with the Jazz organization as general manager (1979-87), head coach (1981-89) and president (1989-99). Layden was named the 1983-84 NBA Coach of the Year and Executive of the Year, and was the recipient of the NBA's J. Walter Kennedy Citizenship Award, which is annually given to a player or coach who shows outstanding service and dedication to the community.

By his side is his wife, Barbara. The couple has always been committed to community service. The Laydens have supported many charitable causes including cancer awareness, crime prevention, and child abuse. In 2013, Frank and Barbara were named the Humanitarian of the Year by Catholic Community Services of Utah for his inspiring work in the community.



Frank and Barbara Layden Court at the Gallagher Center

All-Time Record: 459-218

Year	Record	Year	Record
1949-50	17-1	1986-87	11-2
1950-51	9-2	1987-88	7-4
1951-52	5-5	1988-89	1-3
1952-53	9-0	1989-90	0-1
1953-54	9-1	1990-91	1-3
1954-55	9-0	1991-92	4-1
1955-56	9-1	1992-93	6-1
1956-57	8-0	1993-94	3-2
1957-58	10-2	1994-95	3-6
1958-59	12-2	1995-96	4-3
1959-60	10-3	1996-97	5-5
1960-61	9-2	1997-98	7-3
1961-62	8-3	1998-99	10-1
1962-63	9-1	1999-00	9-2
1963-64	6-4	2000-01	5-4
1964-65	3-7	2001-02	7-5
1965-66	6-5	2002-03	8-4
1966-67	10-0	2003-04	10-4
1967-68	2-5	2004-05	13-0
1968-69	4-3	2005-06	5-5
1969-70	7-0	2006-07	10-6
1970-71	3-2	2007-08	10-2
1971-72	1-1	2008-09	11-2
1972-73	0-0	2009-10	8-3
1973-74	1-1	2010-11	6-7
1974-75	0-0	2011-12	7-7
1975-76	1-0	2012-13	11-4
1976-77	2-1	2013-14	4-9
1977-78	0-1	2014-15	4-10
1978-79	0-0	2015-16	5-8
1979-80	3-0	2016-17	5-8
1980-81	4-0	2017-18	9-6
1981-82	3-0	2018-19	8-8
1982-83	7-5	2019-20	9-3
1983-84	8-5	2020-21	5-3
1984-85	10-4	2021-22	7-4
1985-86	7-2	2022-23	9-4
		2023-24	5-9

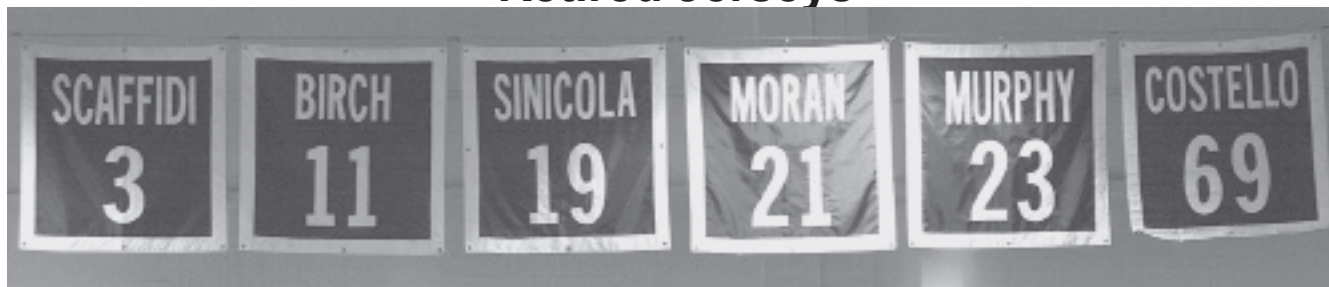


The "Taps" Gallagher Center was the host for back-to-back national television games during the 2008-09 season. ESPN2 televised the BracketBuster contest (above) on Feb. 20, and the Siena contest was broadcast on ESPNU on Feb. 27. Niagara won both contests by an average of 14.5 ppg.

Niagara vs. Ranked Opponents In the Gallagher Center All-Time Record: 4-10

Rk.	Opponent	Final	Date
#5	Duquesne	W, 64-59	2/6/52
#18	Siena	L, 55-47	2/21/52
#2	Duquesne	L, 61-53	1/16/54
#18	St. Bonaventure	L, 64-63	2/28/59
#10	St. Bonaventure	L, 89-80	2/27/60
#3	St. Bonaventure	L, 88-68	1/14/61
#9	Providence	L, 74-55	2/6/65
#10	Providence	W, 77-76	2/11/67
#20	La Salle	L, 88-73	12/14/69
#9	Villanova	L, 73-68	1/6/69
#15	La Salle	W, 96-79	1/20/71
#12	St. John's	L, 88-53	12/11/83
#16	Syracuse	L, 105-82	12/18/83
#4	St. John's	W, 62-59	12/15/85

Retired Jerseys



Nine retired numbers hang from the ceiling at the Gallagher Center. The list of those with their numbers retired includes Alex "Boo" Ellis (3), Phil Scaffidi (3), Al Butler (4), Tom Birch (11), Emilio "Zeke" Sinicola (19), James Moran (21), Basketball Hall of Famer Calvin Murphy (23), Larry Costello (69) and Ed Fleming (70), Frank Layden.

St. Vincent's Gym

1906-49

Niagara's first home court on campus was located on the fourth floor of St. Vincent's Hall, which opened in 1906. Niagara enjoyed a successful run in the cozy confines of St. Vincent's court, once winning 36-straight home games in a streak that ended in the 1935-36 season. The Purple Eagles played home games there until 1949 when the Student Center, later named the Gallagher Center, opened. St. Vincent's Hall was renovated in 2001 and the fourth floor is now home to the College of Hospitality and Tourism.

**Buffalo Memorial Auditorium**

1941-96

105-95 (.525)

Niagara played a number of games at the Buffalo Auditorium in its history, starting with a Jan. 20, 1941, game against St. Bonaventure that was played as part of a college basketball doubleheader that featured Canisius and La Salle in the second contest. During the Taps Gallagher era, Niagara played at least seven games annually in the Aud from 1950-51 to 1956-57. Upset with the financial distribution of the gate from doubleheaders, Niagara did not play at the Aud from 1957-58 until 1966-67. The Aud again became a regular stop on the schedule in 1972-73 when Niagara played all of its home games at the Aud. In 1973, the Niagara Falls Convention Center opened, and Niagara did not play more than two games a season in the Aud over the final 23 years the building was open. Niagara played its final game in the Aud in the 1995-96 season, upsetting Canisius, 58-56. The building

Niagara Falls Convention Center

1973-96

86-62 (.581)

Niagara played the majority of its home games at the Niagara Falls Convention Center in downtown Niagara Falls from the time it opened for the 1973-74 season through the 1981-82 campaign. After a six-year hiatus, Niagara returned to the Convention Center as a regular tenant again for the 1988-89 season through the 1995-96 campaign. Late in the 1995-96 season, Niagara played its final game on the Convention Center court, besting Siena, 79-77. The Purple Eagles earned an 82-63 record at the Convention Center over a

