

NEVADA WOLF PACK

2019 FOOTBALL GAME NOTES

11 BOWL GAMES IN PAST 14 YEARS
14 CONFERENCE CHAMPIONSHIPS
52 ALL-AMERICANS

TRACK THE PACK

TELEVISION

ESPN

- Anish Shroff (Play-By-Play)
- John Congemi (Color Analyst)
- Kris Budden (Sideline)

ON RADIO

Wolf Pack Radio Network - 94.5 FM
SiriusXM Ch. 981

TuneIn App

- John Ramey (Play-By-Play)
- Mike Edwards (Color Analyst)
- Pregame show with the broadcast crew begins 60 minutes prior to kickoff

ONLINE

NevadaWolfPack.com

- Live statistics & postgame coverage

TWITTER

- Official Twitter: @NevadaWolfPack
- Football Twitter: @NevadaFootball

STATS OF THE WEEK

- Nevada is on a two-bowl game win streak, winning the 2018 & 2015 Arizona Bowls
- Quarterback Carson Strong had the third-best completion percentage among freshmen QBs this year (63.4)
- Pack's third appearance in Famous Idaho Potato Bowl

2019 SCHEDULE

DATE	OPPONENT	TIME/RESULT
Aug. 30Purdue W, 34-31
Sept. 7at No. 16/18 Oregon L, 77-6
Sept. 14Weber State W, 19-13
Sept. 21at UTEP W, 37-21
Sept. 28Hawaii* L, 54-3
Oct. 12SJSU* W, 41-38
Oct. 19at Utah State* L, 36-10
Oct. 26at Wyoming* L, 31-3
Nov. 2New Mexico* W, 21-10
Nov. 9at No. 24 San Diego State* W, 17-13
Nov. 23at Fresno State* W, 35-28
Nov. 30UNLV* L, 33-30 (OT)
Jan. 3vs. Ohio 12:30 p.m.

*Mountain West game

MOUNTAIN WEST STANDINGS

WEST DIVISION				
	Conf.	Pct.	Total	Pct.
Hawaii'i	5-3	.625	10-5	.667
San Diego State	5-3	.625	10-3	.769
Nevada	4-4	.500	7-5	.583
Fresno State	2-6	.250	4-8	.333
UNLV	2-6	.250	4-8	.333
San José State	2-6	.250	5-7	.417
MOUNTAIN DIVISION				
	Conf.	Pct.	Total	Pct.
Boise State	8-0	1.000	12-2	.857
Air Force	7-1	.875	11-2	.846
Utah State	6-2	.750	7-6	.538
Wyoming	4-4	.500	7-5	.583
Colorado State	3-5	.375	4-8	.333
New Mexico	0-8	.000	2-10	.167

GAME NOTES | NEVADA VS. OHIO | GAME #13

Game Information

Date:Friday, Jan. 3, 2020
Kickoff: 12:30 p.m. PT
Stadium:Albertsons Stadium
Location:Boise, Idaho
Capacity: 36,387
Surface: FieldTurf
Series: First-ever meeting
Last Meeting: n/a
TV: ESPN
Radio: Wolf Pack Radio Network
..... (Flagship: ESPN Radio 94.5 FM)
Live Stats:nevadawolfpack.com/footballis

Nevada Wolf Pack

Record 7-5, 4-4 MW
Ranking (AP/Coaches) --/--
Streak L1
Last result L, 33-30 vs. UNLV
Head Coach Jay Norvell
Record at Nevada 18-19



Ohio Bobcats

Record 6-6, 5-3 MAC
Ranking (AP/Coaches) --/--
Streak W2
Last result W, 52-3 at Akron
Coach Frank Solich
Record at Ohio 112-81



BOWLING IN BOISE

Nevada will conclude the 2019 season in the Famous Idaho Potato Bowl against Ohio on Friday ... Kickoff is set for 12:30 p.m. PT at Albertsons Stadium between the Wolf Pack (7-5, 4-4 MW) and Bobcats (6-6, 5-3 MAC) ... The game can be seen on ESPN with Anish Shroff (play-by-play) and John Congemi (color analyst) on the call with Kris Budden serving as a sideline reporter ... The Wolf Pack Radio Network will call the game as well on 94.5 FM with John Ramey (play-by-play) and Mike Edwards (analyst) in the booth, with the 60-minute pregame show to begin at 6:30 p.m. PT ... Live stats are available for the game at Nevada-WolfPack.com/footballis ... Nevada has reached its second bowl game under head coach Jay Norvell with the chance to secure bowl victories in consecutive seasons for the first time in program history ... Nevada has won its last two bowl games, both coming in the Arizona Bowl where the Pack won a dramatic 16-13 overtime thriller in 2018 ... Nevada is searching for its first win on the blue turf in Boise since 1997, a span of 11 games, which includes two bowl games.

NEVADA DEPTH CHART VS. OHIO

LT 72 .. Miles Beach..... 6-4 .. 280..... Jr.	DE 99 Dom Peterson6-0 ... 295..... So.
69Trey Price 6-6.....300..... So.	98 Sam Hammond6-5275 Jr.
LG 67 .. Gray Davis..... 6-4 .. 305..... So.	NT 54 Chris Green.....6-2 ... 305..... Jr.
54Jermaine Ledbetter..... 6-3.....310..... Jr.	99 Dom Peterson6-0295 So.
C 70 .. Nathan Edwards 6-4 .. 290..... Jr.	DT 98 Sam Hammond6-5 ... 275..... Jr.
-or- 55 .. Tyler Orsini 6-2 .. 300..... Jr.	53 Zak Mahannah6-2275 Jr.
RG 65 .. Aaron Frost 6-5 .. 290..... So.	LB 7 Gabriel Sewell6-0 ... 245..... Sr.
79Moses Landis..... 6-3.....300..... So.	16 Maliek Broady5-11 . 225..... Sr.
RT 76 .. Nate Brown 6-4 .. 300..... Jr.	17 James Fotofili6-0220 So.
52Cole Watts 6-6.....300..... Fr.	LB 30 Lawson Hall6-0 ... 230..... Jr.
WR-X 4 Elijah Cooks 6-4 .. 215..... Jr.	24 Lucas Weber6-1230 Sr.
19Cole Turner..... 6-6.....225..... So.	50 Lamin Touray6-0240 So.
WR-H 10 .. Ben Putman 5-9 .. 185..... Sr.	LB 52 Kyle Adams.....5-11 . 225..... So.
14Dominic Christian..... 6-1195 Sr.	16 Maliek Broady5-11225 Sr.
1Melquan Stovall 5-8.....185 Fr.	CB 1 Berdale Robins.....5-9 ... 180..... Jr.
TE-Y 31 .. Reagan Roberson 6-1 .. 250..... Jr.	15 Jaden Dedman5-9175 RS-Fr.
-or- 9 Crishaun Lappin 6-0 .. 245..... So.	SAF 13 Jordan Lee.....5-11 . 200..... So.
-or- 15 .. Henry Ikahihifo 6-1 .. 270..... Fr.	12 Mar'Quette Jackson.....5-11210 Jr.
WR-Z 7 Romeo Doubs 6-2 .. 195..... So.	SAF 33 JoJuan Claiborne5-11 . 185..... So.
-or- 8 Brendan O'Leary-Orange..... 6-4..... 210 Sr.	5 Emany Johnson.....6-2210 RS-Fr.
17Justin Lockhart 6-2.....195 Fr.	SAF 6 Tyson Williams5-9 ... 195..... So.
RB 35 .. Toa Taua 5-9 .. 210..... So.	29 Isaiah Hamilton5-10190 Jr.
2Devonte Lee 5-8.....230 So.	CB 4 E.J. Muhammad5-11 . 190..... Sr.
23Kelton Moore 5-11225 Sr.	15 Jaden Dedman5-9175 RS-Fr.
QB 12 .. Carson Strong..... 6-4 .. 220..... RS-Fr.	P 35 Quinton Conaway6-0 ... 205..... Sr.
13Cristian Solano..... 6-2.....195 Sr.	K 43 Brandon Talton5-8 ... 165..... Fr.
8Kaymen Cureton 6-0205 So.	

NEVADA COMMUNICATIONS

Legacy Hall/MS 232
Reno, NV 89557-2232

CHAD HARTLEY: Associate AD, Communications, hartleyc@unr.edu

KATIE RIHN: Assistant Director, krihn@unr.edu

HUGH TOMASELLO: Graduate Assistant, htomasello@nevada.unr.edu

JACK KUESTERMEYER: Director, jkuester@unr.edu

JOSIE COPLEY: Assistant Director, jcopley@unr.edu

CHERYL MONACO: Intern, cmonaco@nevada.unr.edu



2019 NEVADA WOLF PACK FOOTBALL — MEDIA INFORMATION



MEDIA SCHEDULE - Monday-Sunday, Dec. 30 - Jan. 5

MONDAY, DEC. 30

• 4 p.m. -- Albersons
Tackle Hunger Chal-
lenge

TUESDAY, DEC. 31

• 8:30 - 11 a.m. --
Practice and media
availability

WEDNESDAY, JAN. 1

• 1 - 4 p.m. -- Practice
and media availability

THURSDAY, JAN. 2

• 11:30 - 1:30 p.m.
-- Practice and media
availability

• 2:15 - 2:45 p.m. --
Team press conference

FRIDAY, JAN. 3

• Nevada vs. Ohio;
12:30 p.m. PT

Postgame in Allen
Noble Hall of Fame

SATURDAY, JAN. 4

• Player's day off;
No scheduled
availability

SUNDAY, JAN. 5

• Player's day off;
No scheduled
availability

QUICK FACTS

Location Reno, Nev.
Founded 1874
Enrollment 21,657
Nickname Wolf Pack (two words)
Colors Navy Blue & Silver
Conference Mountain West
President Dr. Marc Johnson
Director of Athletics Doug Knuth
Athletic Dept. Phone (775) 784-6900
Stadium Mackay Stadium
Capacity (Surface) 27,000 (FieldTurf)
Press Box Phone (775) 784-6545
Head Coach Jay Norvell (Iowa '86)
Career Record 18-19 (Third season)

Football Information

2018 Record 8-5 Overall, 5-3 (2nd, MW - West)
Basic Offense; Defense Air Pistol, 3-3-5
Starters Ret. (Off/Def/Kickers) 13 (7/5/1)
Lettermen Ret. (Off/Def/Kickers) 43 (21/21/1)
First Year of Football 1896
All-Time Record 552-488-33
All-Time FBS Record 176-155
All-Time Mountain West Record 27-30
Bowl Appearances 16
Last Bowl Appearance 2018 Arizona Bowl

Assistant Coaches

Angus McClure (2nd season) Asst. HC/OL
Matt Mumme (3rd season) OC/QBs
Timmy Chang (3rd season) Tight Ends
Tommy Perry (3rd season) Special Teams
Eric Scott (3rd season) Wide Receivers
Jackie Shipp (1st season) Defensive Line
Vai Taua (1st season; 3rd overall) Running Backs
Jody Sears Interim DC
John Landwehr Interim Defensive Assistant
Josh Brown Interim Defensive Assistant
Korey Rush (1st season) GA - Defense
Chad Savage (2nd season) GA - Offense
Gunnar White (2nd season) GA - Offense
Clayton Webb (2nd season) QC - Offense
Jimbo Davis (2nd season) QC - Special Teams
Jack Ray (1st season) QC - Special Teams
Ben Bezilla (2nd season) QC - Defense

Support Staff

Vince Hug Dir. of Football Operations
Nicole Wadden Asst. Dir. of Football Ops
Lucas Gauthier Dir. of Player Personnel
Colton Bosnos Asst. Dir. of Player Personnel
Kyle Pulek Graphic Design Coordinator
Jordon Simmons Strength/Conditioning Coach
Spencer Hiett Sports Medicine
Andrew Caudill Asst. AD, Academics
Kaleb Daws Equipment Operations
Ryan Mitchell Sr. Associate Dir. Intercollegiate Services
Amy Engelbert Asst. AD, Ticket Operations
Al King Video Coordinator
Cindy Breeden Administrative Assistant

COMMUNICATIONS

Chad Hartley Assoc. AD, Communications
E-mail hartleyc@unr.edu
Cell (775) 229-5513
Katie Rihn Asst. Director, Communications
Email krihn@unr.edu
Cell (412) 719-0168
Hugh Tomasello Graduate Assistant
Email htomasello@nevada.unr.edu

INTERVIEW POLICY

All interview arrangements must be made through the Nevada Communications office. Please check with the athletic communications office for any changes to the weekly schedule, including practice times. Student-athletes are generally not available for telephone interviews unless pre-arranged through the Nevada Communications office.

Coach Jay Norvell and selected student-athletes will be available on a weekly basis at a press conference on Mondays, beginning at 11 a.m. Requests for student-athletes for the press conference must be submitted no later than 3 p.m. on Sundays to the Nevada Communications office.

Generally, the Nevada Communications office will live-stream the Monday press conference via the Mountain West Network and archives will be available shortly after the conclusion of the press conference.

CREDENTIALS

All requests for credentials & parking passes for Wolf Pack football games should be made through the Nevada Communications Office no later than 48 hours before game time. Please email credential requests to Jack Kuestermeyer (jkuester@unr.edu). Media can reach the Mackay Stadium press box (second level on the west side of the stadium) by using the elevator or the stairways on the north and south ends of the building.

LIVE STATISTICS

In-game statistics will be provided by Sidearm Stats this season, and will be available to the media during games at the following link:
<http://nevadawolfpack.com/footballstats>

COLLEGE PRESS BOX.COM

Collegepressbox.com is the official media website for Division I football. Access and download weekly game notes, quotes, statistics, media guides, headshots, logos and more for each conference and its member schools. Login information will be distributed to accredited media or you can apply for a password by sending an e-mail to: password@collegepressbox.com.

WEEKLY RADIO SHOW

Jay Norvell's weekly radio show with John Ramey is live from Bully's Sports Bar on Robb Drive on Wednesday evenings from 6-7 p.m. It is available in Northern Nevada on ESPN Radio 94.5 and an archive will be posted on NevadaWolfPack.com/ audio within 24 hours. In addition to Norvell, Ramey will interview assistant coaches and players on the show.

POSTGAME INTERVIEWS

In general, no coaches or student-athletes are available to media on the field or en route to the locker room, with the exception of the live, originating television broadcast if pre-arranged. Nevada's locker room is closed to the media. Interview requests should be submitted to Chad Hartley of the Nevada Communications office no later than the five-minute mark of the fourth quarter. Assistant coaches are not available after games. Generally, the Nevada Communications office will live-stream the post-game press conference via the Mountain West Network and archives will be available shortly after the conclusion of the press conference.

HOME GAMES

Postgame interviews will be conducted in the weight room in Cashell Fieldhouse. Coach Norvell will be available to media after the NCAA's 10-minute cooling off period, followed by selected student-athletes.

ROAD GAMES

Norvell and selected student-athletes will be available in the designated visiting media interview area after the cooling off period.

MEDIA WORK AREA

The Paul R. Stuart Press Box in Mackay Stadium has wireless, ethernet and phone lines available during the game and up to one and half hours after the conclusion of each game. The postgame interview area in Cashell Fieldhouse is similarly equipped. Media may work in either location but are asked to work in the Cashell location if working more than 90 minutes post-game. The Mackay press box will also serve as a game and media operations location post-game so the Cashell location will likely be a quieter work environment after the conclusion of the press conference.

THE GRITIRON LUNCHEON

Nevada head coach Jay Norvell and selected players will be available at the Wolf Pack's Gritiron luncheon. Three luncheons will take place throughout the season; Monday, Sept. 16, Monday, Oct. 14 and Monday, Nov. 18 all held at the Basin Street Club at Mackay Stadium. Doors open at 11:30 a.m. and the cost is \$20. This luncheon is open to the media and general public.

PARKING

Media parking permits for gameday are available via the Nevada Communications Office are generally for level two of the West Stadium Parking Complex. Local television satellite trucks have designated parking near the main (southwest) entrance to the stadium. These trucks must be in place at least two hours before game time and cannot leave while crowds are present outside the stadium.

POSTGAME ESCORT

For all media members covering the Wolf Pack this season who would like to be escorted back to their vehicle when leaving Mackay Stadium, please contact Chad Hartley or Katie Rihn.

CLEAR BAG POLICY

The University of Nevada, in an effort to provide a safer environment for the public and to expedite entry into the athletic venues, has implemented a new policy limiting the size and type of bag allowed for all events.

Approved Bags:

- Clear plastic, vinyl, or PVC tote bags that do not exceed 12" x 6" x 12"
- One-gallon clear plastic storage bags
- Small Clutch Purses 4.5" X 6.5" or smaller

Exceptions: An exception will be made for medically necessary items and diaper bags after proper inspection. These bags will be tagged to inform venue security that the bag has been cleared by the gate inspection member and to limit any disturbance to the patron once inside the stadium. Accredited media may bring bags for working purposes into the facility but must enter at the press box elevator or gate 2 on the west side of the stadium and make bags available for search.



2019 NEVADA WOLF PACK FOOTBALL — GAME NOTES



HEAD COACH JAY NORVELL (@CoachJayNorvell)



Jay Norvell, an innovative offensive mind and former All-Big Ten defensive back as a player, is in his third season as the head coach of the Nevada Wolf Pack football team after producing one of the top turnaround seasons in the history of the program and one of the best in the country during the 2018 campaign.

In 2019, he led Nevada past preseason expectations, winning seven regular season games for the second year in a row, guiding Nevada to its second straight bowl game appearance. Along the way, he picked up his second win over a Power 5 opponent in as many years as Nevada came back to top Purdue at home in the season opener. He also recorded the program's first ever win against a Top-25 opponent on the road when Nevada took down No. 24 San Diego State in November.

Norvell guided the Wolf Pack to a .500 overall mark in 2018 and produced what had only been done five other times in school history: -- winning a bowl game. Nevada put a cap on a memorable season with a 16-13 come-from-behind overtime victory in the NOVA Home Loans Arizona Bowl to beat Arkansas State. The dramatic win gave Nevada a plus-five improvement on the win total from 2017 to 2018 and showed that the foundation laid in Norvell's first year has the program poised for greater heights.

In 2018, Norvell also saw 10 Nevada players honored by the league's postseason awards, the second most in school history. That group was highlighted by the Pack's first-ever "Of The Year" winner as running back Toa Taua was named's the conference's Freshman of the Year after a breakout campaign. Defensive end Korey Rush and linebacker Malik Reed were named First Team All-Mountain West and seven other players were honored by the league.

With another strong recruiting class entering in 2019, Norvell has the Pack headed to new heights in the Mountain West.

In year one, Norvell established a foundation for his vision of the program, installing new systems on offense, defense and special teams. The foundation was cemented in the final game of the season as Norvell led the Wolf Pack to a 23-16 victory over UNLV in the Battle of the Fremont Cannon to retain possession of the Fremont Cannon.

Overall, the record was 3-9 with three of the Pack's losses coming by an average of just four points. Norvell's first career victory as a head coach came at Mackay Stadium on Oct. 7, 2017 when the Pack topped Hawai'i 35-21. That victory launched a seven-game stretch where Nevada closed the 2017 season scoring more than 34 points per game and capturing three victories.

The laying of the foundation for Norvell's program including overhauls in all three phases of the game. An entirely new coaching staff installed a version of the Air Raid system on offense that includes a power run facet and the attacking 3-3-5 stack defensive scheme.

The building season was then punctuated in three notable ways:

- Eight Wolf Pack players were named to the All-Mountain West teams including first-teamers Austin Corbett and Malik Reed.
- Norvell and his staff then brought in one of the top recruiting classes in the Mountain West, signing 16 in the new early signing period and adding nine more in February for a 25-player class that could be one of the best in school history.
- The Pack saw Corbett become the second-highest draft pick in school history when Cleveland selected the local product with the 33rd overall pick in the NFL Draft.

Norvell was hired as the 26th head football coach in Nevada program history on Dec. 9, 2016, ushering in a new era of Wolf Pack football.

The appointment marked the first head coaching tenure for Norvell, but he arrived at Nevada well versed in the game of football, bringing a resume at the time that included a 31-year coaching career that spans college football's top levels and the National Football League. Norvell, 53, has coached in both the BCS National Championship Game with the Oklahoma Sooners and Super Bowl XXXVII with the Oakland Raiders.

Throughout his three decades of coaching, he has stops at Iowa, Northern Iowa, Wisconsin, Iowa State, the Indianapolis Colts, the Oakland Raiders, Nebraska, Oklahoma, Texas, UCLA, and most recently, Arizona State.

An All-Big 10 defensive back during a stellar playing career at Iowa, Norvell has made his coaching mark on the other side of the ball, coordinating offensive schematics while at Oklahoma, Texas and Arizona State. He's tutored a number of top players, including NFL wide receivers Kenny Stills, Sterling Shepard and Marvin Harrison as well Ryan Broyles, who left Oklahoma as the NCAA's all-time receptions leader.

Throughout his career Norvell has had a hand in postseason football as well with 14 bowl game appearances, including the 2009 National Championship, four NFL playoff games and the Super Bowl appearance.

A 1986 graduate of Iowa, Norvell was an All-Big Ten defensive back and recorded a league-high seven interceptions in 1985 as he helped the Hawkeyes put together a 10-2 record, a conference championship and a spot in the Rose Bowl. He was a member of the Chicago Bears in 1987 before he began his coaching career as a graduate assistant at his alma mater.

Norvell, who hails from Madison, Wis., has a wife, Kim, and son, Jaden. He is the author of a book, "Complete Wide Receiver," which was published in 2012.

THE NORVELL FILE

COACHING EXPERIENCE

2017-.....	Nevada	Head Coach
2016	Arizona State..	WRs/Passing Coor.
2015	Texas	WRs
2011-14.....	Oklahoma.....	Co-OC/WRs
2008-10.....	Oklahoma.....	Asst. OC/WRs
2007	UCLA	OC/QBs
2004-06.....	Nebraska.....	OC/QBs
2002-03.....	Oakland Raiders	TEs
1998-2001	Indianapolis Colts	WRs
1995-97	Iowa State.....	Asst. HC/QBs/WRs
1989-94.....	Wisconsin	OL/WRs/ST
1988	Northern Iowa	WRs
1986-87	Iowa.....	GA (Offense)

EDUCATION

B.A., University of Iowa, 1986

PLAYING EXPERIENCE

University of Iowa (1983-86)

RECORD AT NEVADA

Year..... W-L..... Conf.... Place..... Bowl

2017.....	3-9.....	3-5.....	4th (West).....	n/a
2018.....	8-5.....	5-3.....	2nd (West).....	W
2019.....	7-5.....	4-4.....	3rd (West).....	--

Overall.. 18-19.. 12-12

ASSISTANT COACHING RECORDS

Year	School	Ovr.	Bowl
2016	Arizona State	5-7	--
2015	Texas	5-7	--
2014	Oklahoma	8-5	Russell Athletic Bowl (L)
2013	Oklahoma	11-2	Sugar Bowl (W)
2012	Oklahoma	10-3	Cotton Bowl (L)
2011	Oklahoma	10-3	Insight Bowl (W)
2010	Oklahoma	12-2	Fiesta Bowl (W)
2009	Oklahoma	8-5	Sun Bowl (W)
2008	Oklahoma	12-2	BCS Championship (L)
2007	UCLA	6-7	Pioneer Las Vegas Bowl (L)
2006	Nebraska	9-5	Cotton Bowl (L)
2005	Nebraska	8-4	Alamo Bowl (W)
2004	Nebraska	5-6	--
2003	NFL		
2002	NFL		
2001	NFL		
2000	NFL		
1999	NFL		
1998	NFL		
1997	Iowa State	1-10	--
1996	Iowa State	2-9	--
1995	Iowa State	3-8	--
1994	Wisconsin	8-3-1	Hall of Fame Bowl (W)
1993	Wisconsin	10-1-1	Rose Bowl (W)
1992	Wisconsin	5-6	--
1991	Wisconsin	5-6	--
1990	Wisconsin	1-10	--
1989	Wisconsin	2-9	--
1988	Northern Iowa	5-6	--
Total	29 seasons	151-126-2	



2019 NEVADA WOLF PACK FOOTBALL — GAME NOTES



TALE OF THE TAPE

STATISTIC.....	NEV (RK.).....	OHIO(RK.)
Total Off.....	359.9 (103)	443.3 (32)
Rushing Off.....	122.8 (117)	1216.5 (32)
Passing Off.....	237.1 (62)	226.8 (72)
Team Pass Eff.....	118.6 (107)	150.9 (29)
Scoring Off.....	21.3 (111)	34.7 (20)
Total Def.....	397.7 (72)	401.5 (76)
Rushing Def.....	137.9 (43)	177.8 (82)
Passing Def.....	259.8 (106)	223.8 (62)
Def. Pass Eff.....	148.5 (106)	135.7 (75)
Scoring Def.....	32.1 (102)	27.0 (T-63)
Turnover Margin.....	-0.42 (T-97)	-0.33 (T-90)
3rd Down Conv.....	37.8 (91)	51.6 (4)
4th Down Conv.....	57.1 (T-46)	42.9 (T-101)
3rd Down Def. Conv.....	36.3 (40)	40.6 (81)
4th Down Def. Conv.....	56.5 (T-89)	56.3 (T-85)
First Downs Off.....	227 (102)	272 (T-35)
First Downs Def.....	233 (T-36)	246 (T-57)
Red Zone Off.....	80.5 (85)	90.6 (18)
Red Zone Def.....	85.0 (T-85)	84.6 (80)
Sacks.....	1.83 (83)	1.75 (91)
TFL.....	4.8 (113)	5.0 (108)
Interceptions.....	11 (33)	5 (120)
Fumbles Recovered.....	6 (85)	8 (50)
Punting.....	36.73 (100)	37.40 (87)
Punt Returns/Avg.....	9.78 (42)	5.08 (104)
Punt Return Def.....	7.14 (60)	6.00 (41)
Kickoff Returns/Avg.....	20.0 (76)	23.39 (25)
Kickoff Return Def.....	21.17 (77)	16.09 (6)
Penalties YPG.....	59.5 (93)	50.58 (50)
TOP/PG.....	32:11 (20)	31:37 (30)

BOWL HISTORY

Nevada is 6-10 in program history in bowl games

Dec. 29, 2018.....	W, 16-13.....	Arizona Bowl
Dec. 29, 2015.....	W, 28-23.....	Arizona Bowl
Dec. 20, 2014.....	L, 16-3.....	New Orleans Bowl
Dec. 15, 2012.....	L, 49-48.....	New Mexico Bowl
Dec. 24, 2011.....	L, 24-17.....	Hawai'i Bowl
Jan. 9, 2011.....	W, 20-13.....	Kraft Fight Hunger Bowl
Dec. 24, 2009.....	L, 45-10.....	Hawai'i Bowl
Dec. 30, 2008.....	L, 42-35.....	Humanitarian Bowl
Jan. 9, 2007.....	L, 23-0.....	New Mexico Bowl
Dec. 31, 2006.....	L, 21-20.....	MPC Computers Bowl
Dec. 24, 2005.....	W, 49-48.....	Hawai'i Bowl
Dec. 19, 1996.....	W, 18-15.....	Las Vegas Bowl
Dec. 14, 1995.....	L, 40-37.....	Las Vegas Bowl
Dec. 18, 1992.....	L, 35-34.....	Las Vegas Bowl
Jan. 1, 1949.....	L, 27-7.....	Harbor Bowl
Jan. 1, 1948.....	W, 13-6.....	Salad Bowl

GAME NOTES | NEVADA VS. OHIO | GAME #13

NEVADA WOLF PACK (7-4, 4-3)

Location:Reno, Nev.
Founded:1874
Enrollment:21,657
Conf./Div.:Mountain West/FBS
Ranking (AP/Coaches):--/--
All-Time Record:558-493-33
Bowl Appearances:16 (6-10)
Head Coach:Jay Norvell
Career Record:18-19 (3rd season)
at Nevada:18-19 (3rd season)
2018 Record:8-5, 5-3

2019 SCHEDULE (PT)

8/30.....PURDUE.....W, 34-31
9/7.....at #16/18 Oregon.....L, 77-6
9/14.....WEBER STATE.....W, 19-13
9/21.....at UTEP.....W, 37-21
9/28.....HAWAII*.....L, 54-3
10/12.....SJSU*.....W, 41-38
10/19.....at Utah State*.....L, 36-10
10/26.....at Wyoming*.....L, 31-3
11/2.....NEW MEXICO*.....W, 21-10
11/9.....at No. 24 San Diego State*W, 17-13
11/23.....at Fresno State*.....W, 35-28
11/30.....UNLV*.....L, 33-30 (OT)
1/3.....OHIO.....12:30 p.m.

STATISTICAL LEADERS

Passing

Name.....C-ATT-INT.....YDS.....TD
C. Strong.....206-325-7.....1,933.....10

Rushing

NAME.....ATT.....YDS.....AVG./G.....TD
T. Taua.....190.....759.....63.25.....6
D. Lee.....57.....293.....36.63.....6

Receiving

NAME.....NO.....YDS.....AVG./C.....TD
E. Cooks.....62.....729.....11.76.....7
R. Doubs.....44.....649.....14.75.....4
D. Christian.....35.....321.....9.17.....2
T. Taua.....30.....185.....6.17.....0

Defensive

NAME.....TKLS.....TFL.....FF/FR.....INT
T. Williams.....77.....1.0.....0/0.....1
E. Muhammad 53.....0.5.....1/1.....0
G. Sewell.....52.....5.5.....1/0.....0
A. Arnold.....51.....0.0.....0/0.....1
L. Hall.....49.....3.0.....0/0.....2
D. Brown.....41.....3.0.....0/0.....4

OHIO BOBCATS (6-6, 5-3 MAC)

Location:Athens, Ohio
Founded:1804
Enrollment:34,443
Conf./Div.:Mid-American (East Div.)
Ranking (AP/Coaches):-/-
All-Time Record:578-605-48
Bowl Appearances:12 (4-8)
Head Coach:Frank Solich
Career Record:170-100 (21 seasons)
at Ohio:112-81 (15 seasons)
2018 Record:6-6

2019 SCHEDULE (PT)

8/31.....RHODE ISLAND.....W, 41-20
9/7.....at Pitt.....L, 20-10
9/14.....at Marshall.....L, 33-31
9/21.....LOUISIANA.....L, 45-25
10/5.....at Buffalo*.....W, 21-20 (OT)
10/12.....NORTHERN ILLINOIS*.....L, 39-36
10/19.....KENT STATE*.....1 W, 45-38
10/26.....at Ball State*.....W, 34-21
11/6.....MIAMI*.....L, 24-21
11/12.....WESTERN MICHIGAN*...L, 37-34 (OT)
11/19.....at Bowling Green*.....W, 66-24
11/26.....at Akron*.....W, 52-3
1/3.....NEVADA.....12:30 p.m.

STATISTICAL LEADERS

Passing

Name.....C-ATT-INT.....YDS.....TD
N. Rourke.....191-311-5.....2,676.....20

Rushing

NAME.....ATT.....YDS.....AVG./G.....TD
O. Allison.....129.....823.....74.8.....6
N. Rourke.....144.....780.....65.0.....12

Receiving

NAME.....NO.....YDS.....AVG./G.....TD
I. Cox.....36.....590.....49.2.....2
R. Luehrman.....27.....351.....29.3.....5
S. Hooks.....26.....515.....42.9.....5
J. Buckner.....18.....326.....32.6.....2

Defensive

NAME.....TKLS.....TFL.....FF/FR.....INT
J. Hagan.....99.....3.....1/1.....0
D. Conner.....79.....5.....0/0.....0
J. Dorsa.....74.....6.....0/0.....0
J. Hampton.....62.....1.....0/1.....0
E. Popp.....52.....2.5.....1/0.....0
M. Brooks.....50.....0.....1/2.....1

LAST BOWL GAME

Nevada is looking for bowl victories in consecutive seasons for the first time in program history, coming off a thrilling 16-13 overtime victory against Arkansas State last season in the 2018 NOVA Home Loans Arizona Bowl.

Thanks to three interceptions by the Wolf Pack defense, Nevada was able to push the game into overtime. It was there that quarterback Ty Gangi hit Reagan Roberson for a 11-yard touchdown to send Nevada home with the win.

Wideout Ben Putman had a breakout game for the Wolf Pack, hauling in four receptions for 114 yards to help lead Nevada to victory.



2019 NEVADA WOLF PACK FOOTBALL — GAME NOTES



	Date	Opponent	Time/Result	TV	Series	Att.	Length	Note
	8/30	PURDUE	W, 34-31	CBS Sports Network	Tied, 1-1	20,144	3:58	Talton 56 yd FG for the win
	9/7	at Oregon	L, 77-6	Pac-12 Network	ORE, 7-1	50,920	3:14	Talton 2-for-2 on FG attempts
	9/14	WEBER ST.	W, 19-13	ESPN3	NV, 10-6	14,174	3:05	Talton scored 13 of Pack's 19 pts
	9/21	at UTEP	W, 37-21	ESPN3	NV, 3-1	10,493	2:55	Defense forced four turnovers
	9/28	HAWAII	L, 54-3	ESPN2	NV, 14-10	15,137	3:10	Talton now 10-for-10 on the year
	10/12	SJSU	W, 41-38	AT&T SportsNet	NV, 22-9-2	15,311	3:28	Doubs over 100 yards receiving
	10/19	at Utah St.	L, 36-10	ESPN U	NV, 18-7	15,240	3:34	Two turnovers for Pack defense
	10/26	at Wyoming	L, 31-3	AT&T SportsNet	WY, 5-3	16,126	2:49	Robins second straight game w/ pick
	11/2	NEW MEXICO	W, 21-10	ESPNU	NV, 4-3-1	15,631	3:15	Doubs totals 167 receiving yds
	11/9	at No. 24 SDSU	W, 17-13	ESPN2	SDSU, 7-5	27,973	3:14	First-ever ranked road win
	11/23	at Fresno St.	W, 35-28	ESPN2	FS, 29-22-1	32,303	3:27	Taua totaled 135 rushing yards and TD
	11/30	UNLV	L, 33-30 (OT)	AT&T SportsNet	NV, 26-19	16,683	3:19	Strong career-high 351 passing yards

LET'S GO BOWLING, DUDE

For the first time in program history, Nevada can win bowl games in consecutive seasons after a thrilling 16-13 overtime victory over Arkansas State in the 2018 NOVA Home Loans Arizona Bowl last season. Under head coach Jay Norvell, Nevada has reached a bowl game in back-to-back seasons and has a chance to earn eight victories in two of his first three years at the helm. Nevada has twice won two bowls in a row in its history (1996 Las Vegas Bowl and 2005 Hawai'i Bowl; 2015 and 2018 NOVA Home Loans Arizona Bowls) and a win in the Famous Idaho Potato Bowl would be the Pack's first-ever three-game bowl winning streak.

ENDING THE YEAR HOT

Nevada has played some of its best football toward the end of the season, winning three of its last four contests including a season-high three-win streak during that stretch. It's only loss in the final third of the regular season came in overtime at home to intrastate rival UNLV, but that loss cannot overshadow huge road victories at San Diego State and Fresno State. The Aztecs were ranked No. 24 in the nation upon the Wolf Pack's arrival, but Nevada handed them a 17-13 loss for the Silver & Blue's first-ever road win over a ranked team. The victory also made the Pack bowl eligible.

OHI-NO

The Ohio University Bobcats boast one of the most electric offenses in the nation, led by quarterback Nathan Rourke who threw for 2,676 yards, 20 touchdowns and ran for another 12 with 780 yards rushing. Behind Rourke, Ohio is averaging 443.3 yards per game, with 216 coming on the ground and 226 through the air for a very balanced attack. The Bobcats are averaging 34.7 points a game while allowing 401.5 yards and 27 points per game on defense. While struggling in nonconference play to open the season, the Bobcats got hot in MAC play, going 5-3 and finishing second in the conference. With its total offense ranking 32nd in the nation, Ohio got hot at the end of the year, winning its final two contests at Bowling Green and Akron by a combined score of 118-27.

THE BEST IN THE WEST

Six members of the Wolf Pack earned All-Mountain West honors, handed out by the conference following the final game of the regular season:

All-MW First Team:

DE Dom Peterson

All-MW Second Team:

K Brandon Talton

All-MW Honorable Mentions:

CB Daniel Brown
WR Romeo Doubs
LB Gabriel Sewell
RB Toa Taua

CAREER STARTS

Individual

Player	Starts	Consecutive
Kyle Adams (LB)	8	6
Austin Arnold (DB)	13	12
Miles Beach (OL)	14	12
Maliek Broady (LB)	2	—
Daniel Brown (DB)	24	4
Nate Brown (OL)	25	25
Dominic Christian (WR)	9	—
Elijah Cooks (WR)	18	12
Gray Davis (OL)	6	—
Romeo Doubs (WR)	17	—
Nathan Edwards (OL)	9	4
Kaleb Fossum (WR)	9	—
Aaron Frost (OL)	14	12
Chris Green (DT)	6	—
Lawson Hall (LB)	12	10
Sam Hammond (DE)	5	3
Malik Henry (QB)	2	—
Henry Ikahihifo (TE)	4	—
Mar'Quette Jackson (DB)	2	—
Daylon Johnson (DB)	1	—
Emany Johnson (DB)	6	—
Crishaun Lappin (TE)	6	1
Jermaine Ledbetter (OL)	2	1
Devonte Lee (RB)	1	—
Jordan Lee (DB)	4	4
Kaleb Meder (DE)	2	—
Kelton Moore (RB)	15	—
E.J. Muhammad (DB)	17	17
Jake Nelson (OL)	30	—
Brendan O'Leary-Orange (WR)	17	1
Tyler Orsini (OL)	4	1
Dom Peterson (DE)	21	4
Reagan Roberson (TE)	8	—
Berdale Robins (DB)	3	—
Hausia Sekona (DT)	37	2
Gabriel Sewell (LB)	48	22
Cristian Solano (QB)	2	—
Melquan Stovall (WR)	1	—
Carson Strong (QB)	9	5
Toa Taua (RB)	13	8
Kameron Toomer (DE)	6	—
Lucas Weber (LB)	16	—
Tyson Williams (DB)	15	13



2019 NEVADA WOLF PACK FOOTBALL — GAME NOTES



NEVADA WHEN ...

	2019 Season	Under Norvell
At home.....	4-2	11-7
On road.....	3-3	6-12
In overtime.....	0-0	1-0
Coming off a loss.....	3-1	10-8
Coming off a win.....	4-4	7-10
Coming off a bye.....	2-0	3-1
On grass field.....	1-0	1-2
On artificial surface.....	6-5	17-17
Playing a Top 25-ranked team.....	1-1	1-2
Playing during day.....	2-2	8-8
Playing at night.....	5-3	10-11
When on TV		
-Conference Networks.....	0-1	1-4
-CBS Sports.....	1-0	3-5
-ESPN networks.....	5-2	11-6
- AT&T SportsNet.....	1-2	2-4
Scoring first.....	4-3	9-8
Opponent scores first.....	3-2	9-11
Leading after first.....	4-0	9-3
Trailing after first.....	3-5	6-12
Tied after first.....	0-0	3-4
Leading at halftime.....	3-0	11-2
Trailing at halftime.....	2-5	5-16
Tied at halftime.....	2-0	2-1
Leading after third.....	4-0	13-1
Trailing after third.....	1-5	2-17
Tied after third.....	2-0	3-1
Leading in rushing yards.....	5-0	13-4
Opponent leads in rushing.....	2-5	5-15
Producing a 100-yard rusher.....	3-0	7-4
Producing two 100-yard rushers.....	0-0	0-0
Allowing a 100-yard rusher.....	0-3	4-9
Leading in passing yards.....	4-3	12-10
Opponents leads in passing.....	3-2	6-9
Producing a 300-yard passer.....	2-1	5-5
Allowing a 300-yard passer.....	2-2	2-5
Leading in total yards.....	5-1	13-5
Opponent leads in total yards.....	2-4	5-14
Forcing more turnovers.....	2-0	7-3
Opponent forces more turnovers.....	3-4	7-13
Tied in turnovers forced.....	2-1	4-3
Winning time of possession.....	4-4	10-8
Committing more penalties.....	3-3	8-4
Committing fewer penalties.....	4-1	10-12
Committing the same # of penalties.....	0-1	0-3
Game decided by 1-3 points.....	2-0	5-3
Game decided by 4-7 points.....	3-1	5-3
Game decided by more than 7 pts.....	2-4	8-13
Scoring 0-19 points.....	2-4	3-8
Scoring 20-29 points.....	1-0	5-7
Scoring 30-39 points.....	3-1	5-1
Scoring 40-plus points.....	1-0	5-3
Allowing 0-19 points.....	3-0	9-0
Allowing 20-29 points.....	2-0	6-1
Allowing 30-plus points.....	2-3	3-8
Allowing 40-plus points.....	0-2	0-10
Scoring a TD via defense/ST.....	1-0	4-0
Allowing a TD via defense/ST.....	0-3	1-7
Uniforms (Jersey/Pants)		
• Blue/Silver.....	3-0	9-4
• White/White.....	0-1	0-5
• White/Silver.....	2-2	5-8
• Silver/Silver.....	1-0	3-0
• Blue/Blue.....	0-1	0-1
• Blue/White.....	1-0	1-0
• Black/Black.....	0-1	0-1

NEVADA'S BOWL HISTORY INCLUDES THREE OT GAMES

The Wolf Pack has a history of playing close games in its bowl history. Going back to 1995, when the NCAA instituted overtime for bowl games that season, the Wolf Pack has played three overtime games, including college football's first OT game in the 1995 Las Vegas Bowl, a 40-37 loss to Toledo.

Nevada is 2-1 in overtime in bowl games – and 7-7 overall in OT in its history. Nevada beat UCF in OT in the 2005 Hawai'i Bowl and knocked off Arkansas State in last year's NOVA Home Loans Arizona Bowl.

NEVADA IN BOWL GAMES

Nevada is 6-10 all-time in its 16 bowl appearances, but has a chance to win in back-to-back years for the first time in program history after defeating Arkansas State in the 2018 NOVA Home Loans Arizona Bowl last year.

Date	Score	Opponent	Location
Dec. 29, 2018.....	W, 16-13	Arkansas State	Arizona Bowl
Dec. 29, 2015.....	W, 28-23	Colorado State	Arizona Bowl
Dec. 20, 2014.....	L, 16-3	Louisiana	New Orleans Bowl
Dec. 15, 2012.....	L, 49-48	Arizona	New Mexico Bowl
Dec. 24, 2011.....	L, 24-17	Southern Miss	Hawai'i Bowl
Jan. 9, 2011.....	W, 20-13	Boston College	Kraft Fight Hunger Bowl
Dec. 24, 2009.....	W, 45-10	SMU	Hawai'i Bowl
Dec. 30, 2008.....	L, 42-35	Maryland	Humanitarian Bowl
Jan. 9, 2007.....	L, 23-0	New Mexico	New Mexico Bowl
Dec. 31, 2006.....	L, 21-20	Miami	MPC Computers Bowl
Dec. 24, 2005.....	W, 49-48	Central Florida	Hawai'i Bowl
Dec. 19, 1996.....	W, 18-15	Ball State	Las Vegas Bowl
Dec. 14, 1995.....	L, 40-37	Toledo	Las Vegas Bowl
Dec. 18, 1992.....	L, 35-34	Bowling Green	Las Vegas Bowl
Jan. 1, 1949.....	L, 27-7	Villanova	Harbor Bowl
Jan. 1, 1948.....	W, 13-6	North Texas	Salad Bowl

PACK ADDS INTERIM COACHES TO STAFF FOR BOWL GAME

As the Nevada football team continues preparations for the Famous Idaho Potato Bowl, the Wolf Pack has added three interim coaches on the defensive side. The interim coaches for the bowl game are Jody Sears, who will be the interim defensive coordinator, along with John Landwehr and Josh Brown, who will assist on the defensive side.

Sears is a veteran coach who has extensive experience on the defensive side of the ball as well as two stints as an FCS head coach, most recently at Sacramento State, with two years at Weber State before that. He's been a defensive coordinator at four schools, including part of a four-year stop at his alma mater, Washington State.

Brown also has length experience as a defensive coach, having served as the defensive coordinator at Cal Poly from 2011-2018. The San Luis Obispo native played two seasons at linebacker at Gavilan College before playing one year at Oklahoma.

Landwehr is no stranger to the Wolf Pack, having served as a graduate assistant on the defensive side for three seasons from 2016-18, including last year's come-from-behind win in the NOVA Home Loans Arizona Bowl over Arkansas State. He spent the 2019 season on the staff at Narbonne High School in Southern California.

THERE'S NO I IN TEAM

Nevada handed out its team awards following its regular-season finale. 20 different members of the Wolf Pack football team were honored for their efforts and contributions during the 2019 season.

Golden Helmet Award (Top honor)

WR Romeo Doubs
LB Gabriel Sewell
CB Daniel Brown

Offensive POY: WR Elijah Cooks

Defensive POY: DE Dom Peterson

Special Teams POY: K Brandon Talton

Newcomers OTY: QB Carson Strong & DB Jordan Lee

Basalite Big Blocker OTY: T Nate Brown

Hustle Awards: TE Reagan Roberson, TE Daniel Grzesiak & LB Kyle Adams

Scout Team POY: LB Sheldon Wilkinson, WR Carson Walters, & QB Hamish McClure

Captains Awards: P Quinton Conaway, WR Kaleb Fossum, RB Kelton Moore, LB Lucas Weber, DT Hausia Sekona & LB Gabriel Sewell.



2019 NEVADA WOLF PACK FOOTBALL — GAME NOTES



HARDER, BETTER, FASTER, STRONGER

The Wolf Pack has started three different quarterbacks this season, but redshirt freshman Carson Strong has taken the reigns, earning nine starts total and has thrown seven touchdowns with only one interception in the last four games.

Among freshmen starting quarterbacks in the nation this season, Strong boasts the third-best completion percentage at 63.38%.

STOUT RUN DEFENSE

The Nevada run defense has been dominant this season, ranking 43rd in the nation only allowing 137.9 rushing yards per game. Against San Jose State, it only allowed 15 yards for a season best and only surrendered 53 at Fresno State.

(DOM)INANT

Dom Peterson has proven to be one of the Pack's most productive defensive linemen in 2019, as he is the team leader with eight sacks and 13.5 tackles for loss on the year. Peterson also ranks second in the MW with eight sacks, averaging .73 per game which is good for 28th in the nation. He recorded at least one tackle for loss in all but one game this season, and had his best performance of the year in a 21-10 win over New Mexico where he recorded four solo tackles, three for loss and two sacks. His efforts earned him his first-ever All-MW recognition, being named to the first team following the regular season.

"TYSON'S PUNCH-OUT"

Tyson Williams has been a wrecking ball as a starting safety for the Wolf Pack this season, as he leads the team with 77 tackles on the season, ranking 22nd in the conference, and has one tackle for loss. He recorded his first-career interception at UTEP and ran it back an extra 14 yards. Nevada is 5-0 this season when Williams records seven or more tackles.

LOCK-DOWN BROWN

Nevada cornerback Daniel Brown has cemented himself as one of the top defensive backs in the conference, as he has four interceptions this season, averaging 0.4 per game which ranks 16th in the FBS. Brown has recorded more than a third of Nevada's picks this season, as they are ranked 33rd in the nation with 11 interceptions. Two of his interceptions came in the season-opener against Purdue, the second with under a minute remaining in regulation that set up the game-winning field goal for the Pack. His third came in a 19-13 win against Weber State, and his fourth was on the goal line at No. 24 San Diego State. Brown's success this season helped Nevada reach its second consecutive bowl game, but unfortunately the All-MW Honorable Mention will not be available to participate.

COOKIE MONSTER

Elijah Cooks has been one of Nevada's most productive receivers this season, leading the Wolf Pack with seven touchdowns and 62 receptions and 729 yards receiving. Cooks has caught a pass in all 12 games this season and has caught at least three in 11 of them. Nevada is 5-1 this season when Cooks records five or more receptions. He has caught a touchdown in three of Nevada's last four games.

He got things cookin' against UNLV to close out the regular season, where he had a monster performance of 151 yards and 12 receptions, all career-highs. Those 12 receptions were tied for the second-most by a Mountain West receiver in any game this season.

ROMEO, O ROMEO! WHERE ART THOU, ROMEO?

Romeo Doubs has served as a big-play threat for Nevada this season, as he is second on the Wolf Pack with 649 yards this season, and his 591 in conference play rank fifth. He has hauled in 36 receptions against Mountain West competition this season, which places him 11th in the MW. Doubs exploded in Nevada's win over New Mexico, hauling in career-highs with 11 receptions for 167 yards as well as a touchdown. His 11 receptions against the Lobos matched the high of any MW player this season, and his two 100-yard outings (New Mexico, San Jose State) rank as two of the top-5 in the Mountain West this season.

CLUTCH GENE

In its seven wins this season, Nevada has been near perfect in the final quarter of those games, outscoring its opponents 64-13.

TIME IS ON OUR SIDE

Nevada has been outstanding handling time of possession this season, ranking 20th in the FBS and third in the Mountain West averaging 32:11 minutes per game.

TAUA OF POWER

The 2018 Mountain West Freshman of the Year has picked up right where he left off. On the year, Toa Taua leads Nevada with 759 yards on 190 rushing attempts and six touchdowns to earn himself All-MW Honorable Mention honors. On the Wolf Pack's final drive against Weber State that iced the game, Taua eclipsed the 1,000 yard rushing mark for his career after totaling a season-high 85 against the Wildcats, and has now totaled 1,434 for his career.

Taua had a career day against San Jose State, rushing for 160 yards on a career-high 34 carries and a touchdown. On the game's final drive to get Nevada into field goal position, Taua amassed 33 yards on the group to set up Talton for the game-winning field goal. He totaled his second 100-yard game at Fresno State, racking up 135 yards and scoring the game-winning touchdown with 12 seconds left.

MILESTONE GAMES

100-YARD RUSHERS (Att.-Yards)

Cristian Solano (1)

10-100 at UTEP Sept. 21, 2019

Toa Taua (2)

34-160 vs. San Jose State Oct. 12, 2019

20-135 at Fresno State Nov. 23, 2019

100-YARD RECEIVERS (Rec.-Yards)

Elijah Cooks (1)

12-151 vs. UNLV Nov. 30, 2019

Romeo Doubs (2)

11-167 vs. New Mexico Nov. 2, 2019

5-146 vs. San Jose State Oct. 12, 2019

300-YARD PASSERS (Att.-Comp.-Yards)

Carson Strong (2)

33-54-0 vs. UNLV Nov. 30, 2019

40-28-305 vs. New Mexico Nov. 2, 2019

Malik Henry (1)

37-22-352 vs. San Jose State Oct. 12, 2019

OVERTIME

Nevada is 7-7 all-time in its FBS history when it comes to overtime games. The school's history in overtime games includes being part of the first-ever overtime game in FBS (I-A) history – the 1995 Las Vegas Bowl.

Nevada's Overtime History (FBS)

Nov. 30, 2019 vs. UNLV L, 33-30
 Dec. 29, 2018 vs. Arkansas State# W, 16-13
 Sept. 2, 2016 vs. Cal Poly W, 30-27
 Nov. 14, 2015 vs. San Jose State W, 37-34
 Nov. 15, 2014 at Air Force L, 45-38
 Oct. 4, 2013 vs. San Diego State L, 51-44
 Oct. 20, 2012 vs. San Diego State L, 39-38
 Oct. 6, 2012 vs. Wyoming W, 35-28
 Nov. 26, 2010 vs. Boise State W, 34-31
 Oct. 14, 2007 at Boise State L, 69-67 (4OT)
 Dec. 24, 2005 vs. UCF* W, 49-48
 Oct. 23, 2004 vs. Tulsa W, 54-48
 Oct. 20, 2001 at Rice L, 33-30
 Dec. 14, 1995 vs. Toledo^ L, 40-37
 * -- Hawai'i Bowl; ^ -- Las Vegas Bowl;
 # -- Arizona Bowl



2019 NEVADA WOLF PACK FOOTBALL — GAME NOTES



MW PLAYERS OF THE WEEK

Listed below are the Mountain West Players of the Week, with Nevada players bolded.

Week One

• Offensive: Cedric Byrd, WR, Hawai'i
• Defensive: Alijah Halliburton, DB, Wyoming
• Special Teams: **Brandon Talton, PK, Nevada**; Eric Sachse, PK, Boise State

Week Two

• Offensive: JoJo Ward, WR, Hawai'i
• Defensive: Kyahva Tezino, LB, SDSU
• Special Teams: Matt Araiza, PK, SDSU

Week Three

• Offensive: Donald Hammond III, QB, Air Force
• Defensive: Jeremy Fejedelem, DB, Air Force
• Special Teams: **Brandon Talton, PK, Nevada**

Week Four

• Offensive: Josh Love, QB, SJSU
• Defensive: Bobby Brown II, DB, SJSU
• Special Teams: Dominik Eberle, PK, Utah State

Week Five

• Offensive: Cole McDonald, QB, Hawai'i
• Defensive: David Woodward, LB, Utah State
• Special Teams: Savon Scarver, KR, Utah State

Week Six

• Offensive: Josh Love, QB, SJSU
• Defensive: Luq Barcoo, DB, SDSU
• Special Teams: Matt Mercurio, PK, SJSU

Week Seven

• Offensive: Warren Jackson, WR, Colorado State
• Defensive: Javin White, LB, UNLV
• Special Teams: **Brandon Talton, PK, Nevada**

Week Eight

• Offensive: Mike Schmidt, QB, Air Force
• Defensive: Justin Rice, LB, Fresno State
• Special Teams: Brandon Heicklen, P, SDSU

Week Nine

• Offensive: Xazavian Valladay, RB, Wyoming
• Defensive: Logan Stewart, DB, Colorado State
• Special Teams: Matt Mercurio, PK, SJSU

Week Ten

• Offensive: George Holani, RB, Boise State
• Defensive: Evan Williams, DB, Fresno State
• Special Teams: Avery Williams, KR, Boise State

Week Eleven

• Offensive: Chevan Cordeiro, QB, Hawai'i
• Defensive: **Sam Hammond, DE, Nevada**
• Special Teams: Dominik Eberle, PK, Utah State

Week Twelve

• Offensive: Jaylon Henderson, QB, Boise State
• Defensive: Jake Ksiazek, DL, Air Force; Eric Munoz, LB, Utah State
• Special Teams: Dominik Eberle, PK, Utah State

Week Thirteen

• Offensive: Donald Hammond III, QB, Air Force
• Defensive: Jericho Flowers Sr., CB, UNLV
• Special Teams: Brandon Heicklen, P, SDSU

Week Fourteen

• Offensive: Kenyon Oblad, QB, UNLV
• Defensive: Jeremy Fejedelem, DB, Air Force
• Special Teams: Brandon Heicklen, P, SDSU

EXPLOSIVE PLAYS

Explosive plays are defined as rushes of at least 15 yards and pass completions of at least 20 yards.

Date .. Game Result Explosive Plays

8/30	Purdue.....	W, 34-31	6 (6P, 0R)
9/7	at Oregon.....	L, 77-6	1 (1P, 0R)
9/14	Weber St.....	W, 19-13	7 (5P, 2R)
9/21	at UTEP.....	W, 37-21	10 (6P, 4R)
9/28	Hawai'i.....	L, 54-3	3 (1P, 2R)
10/12 ..	San Jose St.....	W, 41-38	7 (4P, 3R)
10/19 ..	Utah St.....	L, 36-10.....	6 (5P, 1R)
10/26 ..	at Wyoming.....	L, 31-3	5 (3P, 2R)
11/2	New Mexico.....	W, 21-10	4 (3P, 1R)
11/9	at San Diego St...	W, 17-13	2 (2P, 0R)
11/23 ..	at Fresno St.....	W, 35-28	6 (0P, 6R)
11/30 ..	UNLV	L, 33-30	7 (5P, 2 R)
TOTAL.....			64 (41P, 23R)

GIVE THEM SOMETHING TO TALTON 'BOUT

True freshman kicker Brandon Talton has quickly become a household name among Wolf Pack fans, as he is 18-for-22 on field goals this season. His 1.50 field goals per game ranks 22nd in the NCAA and fourth in the Mountain West. His four field goals against Weber State were the most by a Nevada kicker since 2008 when Brett Jaekle accomplished the feat.

Talton drilled the third-longest field goal in program history with three seconds left against Purdue in the season opener to complete a 17-point second-half comeback. His 56-yarder was one of two made on the day, as he also drilled a 34-yard field goal in the third quarter. The 56-yard kick was the fourth-longest in Mountain West history and the longest ever hit by a MW freshman. Talton was awarded a scholarship after the game thanks to his heroics. Talton was also named the Mountain West Co-Special Teams Player of the Week for his efforts in week one. Talton was also named the MW STPOW following that Weber State win and also after defeating San Jose State with a game-winning 40-yard field goal as time expired.

Talton is one of only 11 freshmen kickers in Division I this season:

Name	School
Evan Davis	Toledo
Michael Lantz	Minnesota
Camden Lewis	Oregon
Cory Munson	Western Kentucky
Bijan Nichols	Navy
Jadon Redding	Utah
Will Reichard	Alabama
Andrew Stein	Southern Miss
Cole Talley	Army
Brandon Talton	Nevada
Cade York	LSU

TURNOVER TOWEL

Now in year three of the 3-3-5 stack defense, the Wolf Pack has emerged as a ball-hawking defense. In 2018, Nevada ranked fourth in takeaways within the Mountain West Conference. Through 12 games in 2019, Nevada is 61st in the nation, and seventh in the MW, with 17 takeaways. Its 11 interceptions – four by senior cornerback Daniel Brown – is 33rd nationally and fourth in the Mountain West.

Going into this week's game against Ohio, Nevada has taken the ball away in 14 of its last 17 games, with its nine-game streak being snapped at Hawai'i. In that stretch, Nevada is 10-5. The streak:

Oct. 27, 2018	vs. SDSU*	2 (two fumbles)
Nov. 10, 2018	vs. CSU*	1 (one interception)
Nov. 17, 2018	at SJSU*	1 (one interception)
Nov. 24, 2018	at UNLV	1 (one fumble)
Dec. 29, 2018	vs. Ark. St.*	3 (three interceptions)
Aug. 30, 2019	vs. Purdue*	5 (three interceptions, two fumbles)
Sept. 7, 2019	at Oregon	1 (one fumble)
Sept. 14, 2019	vs. Weber St.*	1 (one interception)
Sept. 21, 2019	at UTEP*	3 (three interceptions)
Sept. 28, 2019	vs. Hawai'i	n/a
Oct. 12, 2019	vs. SJSU*	2 (one interception, one fumble)
Oct. 19, 2019	at Utah State	2 (one interception, one fumble)
Oct. 26, 2019	at Wyoming	1 (one interception)
Nov. 4, 2019	vs. New Mexico*	n/a
Nov. 9, 2019	at No. 24 SDSU*	1 (one interception)
Nov. 23, 2019	at Fresno State*	1 (one interception)
Nov. 30, 2019	vs. UNLV	n/a

* -- victory

SCHOOLBOY Q

Nevada senior punter Quinton Conaway has made a name for himself as he plays his final season with the Wolf Pack. Conaway recorded a career year in 2018 and has begun scattering his name throughout the Nevada record book. Additionally, Conaway has posted strong academics during his time at Nevada as he was selected to the Google Cloud Academic All-District team last season.

Conaway is currently 44th in the nation averaging 42.8 yards per punt. He is also firmly cemented in the Nevada record books, while continuing to work his way up. Following Nevada's win over Weber State, Conaway moved up to sixth all time in career punting yards with the Wolf Pack and then moved into fifth after his game at Utah State. He now sits in fourth following Nevada's win at New Mexico.



2019 NEVADA WOLF PACK FOOTBALL — GAME NOTES



DEPTH CHART NOTES (Full Depth: Pg. 11)

- Wide receiver Elijah Cooks became the second Wolf Pack player to haul in over 100 yards receiving in a game this season, totaling a career-high 151.
- The Union saw two players earn their first career starts in week seven vs. San Jose State. Junior Tyler Orsini and sophomore Gray Davis both got the nod on the offensive line against the Spartans.
- True freshman PK Brandon Talton has earned his spot as the team's go-to placekicker, hitting 18-for-22 FG attempts this season. Under 50 yards, he has hit 17-of-19 field goal attempts this season.

CAREER PUNTING YARDS LEADERS (ALL-TIME)

Rk	Player	Years	Punt Yards
3.	Alex Boy	2014-16	7,576
4	Quinton Conaway	2017-	7,085
5	David Heppe	1979-82	6,649
6	Tom Kolesar	1973-74	6,032
7	Brad Langley	2008-10	5,278
8	Justin Bergendahl	2004-05	4,691
9	Chase Tenpenny	2012-13	4,618

CAREER PUNT AVERAGE LEADERS (ALL-TIME)

Rk	Player	Years	Punt Avg.
1.	Chase Tenpenny	2012-13	44.0
2	Armando Avina	1993-94	43.8
3	Alex Boy	2014-16	43.3
4	Tom Kolesar	1973-74	43.1
5	Brad Langley	2008-10	42.6
6	Quinton Conaway	2017-	42.2

BROTHERLY LOVE

After earning a new role in the offseason to coach the Pack's running backs this year, assistant coach Vai Taua is now the only coach in the FBS to be coaching his brother, sophomore back Toa Taua. The Taua's are becoming a household name with Wolf Pack fans as Toa became Nevada's first 'of the year' award winner since joining the Mountain West, notching the conference's freshman of the year honor. Vai on the other hand has his name scattered throughout the Nevada record book, ranking second all-time in rushing yards and fourth in rushing touchdowns.

DEGREES COMPLETED

A total of 16 Nevada football student-athletes have already obtained a college degree with one game remaining in the 2019 season.

Graduate	Bachelor's Degree	Master's Program
Maliek Broady	Business/Management	
Nate Brown	Management	Higher Education
Dominic Christian	General Studies	
Kaleb Fossum	Business/Management	
Lawson Hall	Business/Finance	
Isaiah Hamilton	Community Health Sciences	
Daylon Johnson	Political Science	
Kelton Moore	Management & Marketing	Higher Education
EJ Muhammad	Marketing	Management
Jake Nelson	Criminal Justice	Justice Management
Brendan O'Leary-Orange	General Studies	Human Development & Family Studies
Spencer Pettit	Information Systems	Business Administration
Hausia Sekona	Business	
Gabriel Sewell	Kinesiology	Higher Education
Cristian Solano	Journalism	Higher Education
Lucas Weber	Public Health	Secondary Education

Additionally, as part of a new Mountain West initiative this season, all student-athletes who have earned a degree will sport a new patch on their jersey with the MW logo and the word 'graduate' below.

TEAM CAPTAINS

Last season, Coach Norvell and his program chose three captains to lead the team, one from each unit of offense, defense and special teams. This year, Coach Norvell and the Wolf Pack have selected four team captains to lead the squad into 2019. The four team captains are seniors Kelton Moore, Kaleb Fossum, Hausia Sekona and Lucas Weber.

Following the conclusion of the regular season, P Quinton Conaway, WR Kaleb Fossum, RB Kelton Moore, LB Lucas Weber, DT Hausia Sekona & LB Gabriel Sewell all earned team captains honors.

CAREER ACTIVE LEADERS

Offense

Rushing yards

Toa Taua.....	1,631
Kelton Moore.....	1,424

Rushing attempts

Toa Taua.....	368
Kelton Moore.....	290

Rushing touchdowns

Devonte Lee.....	13
Toa Taua.....	12
Kelton Moore.....	10

Passing attempts

Carson Strong.....	325
Cristian Solano.....	92

Passing completions

Carson Strong.....	206
Cristian Solano.....	53

Passing yards

Carson Strong.....	1,933
Cristian Solano.....	504

Passing touchdowns

Carson Strong.....	10
Cristian Solano.....	2

Receiving yards

Romeo Doubs.....	1,211
Elijah Cooks.....	1,100
Kaleb Fossum.....	1,062
Brendan O'Leary-Orange.....	917

Receptions

Kaleb Fossum.....	102
Romeo Doubs.....	87
Elijah Cooks.....	86
Brendan O'Leary-Orange.....	58

Receiving touchdowns

Elijah Cooks.....	13
Brendan O'Leary-Orange.....	8

Total offense

Carson Strong.....	1,959
Toa Taua.....	1,724

All-purpose yards

Toa Taua.....	2,140
Kelton Moore.....	1,797

Total points scored

Spencer Pettit.....	107
Brandon Talton.....	81
Elijah Cooks.....	76
Devonte Lee.....	78
Toa Taua.....	78
Kelton Moore.....	66
Brendan O'Leary-Orange.....	48

Total touchdowns accounted for

Elijah Cooks.....	14
Devonte Lee.....	13
Toa Taua.....	13
Kelton Moore.....	11
Brendan O'Leary-Orange.....	8



2019 NEVADA WOLF PACK FOOTBALL — GAME NOTES



CAREER ACTIVE LEADERS

Defense/Special Teams

Kick returns

Daiyan Henley	25
Ben Putman	11
Berdale Robins	8

Kick return yards

Daiyan Henley	562
Ben Putman	221
Berdale Robins	150

Punt returns

Romeo Doubs	14
Kaleb Fossum	10

Punt return yards

Romeo Doubs	193
Kaleb Fossum	76

Interceptions

Daniel Brown	5
Berdale Robins	3

Total Tackles

Gabriel Sewell	281
Hausia Sekona	118
Daniel Brown	115
Lawson Hall	108
Lucas Weber	94
Dom Peterson	80

Tackles for loss

Dom Peterson	24
Gabriel Sewell	21.5
Lucas Weber	13.5
Hausia Sekona	11.5

Sacks

Dom Peterson	11.0
Lucas Weber	6.5
Gabriel Sewell	3.5

Fumbles forced

Gabriel Sewell	3
----------------------	---

Fumbles recovered

Gabriel Sewell	4
Hausia Sekona	2

Pass breakups

Daniel Brown	19
--------------------	----

2019 Nevada Football Coaching Staff (game day locations)

Jay Norvell, head coach, 3rd season (field)
 Angus McClure, Asst. HC/OL, 2nd season (field)
 Matt Mumme, OC/QBs, 3rd season (field)
 Timmy Chang, TEs, 3rd season (press box)
 Eric Scott, WRs, 3rd season (field)
 Jackie Shipp, DL, 1st season (field)
 Tommy Perry, ST, 3rd season (field)
 Vai Taua, RBs, 1st season (field)
 Jody Sears, Interim DC (field)
 Josh Brown, Interim Defensive Coach (field)
 John Landwehr, Interim Defensive Coach (field)
 Chad Savage, Graduate Assistant - offense (press box)
 Gunnar White, Graduate Assistant - offense (press box)
 Korey Rush, Graduate Assistant - defense (press box)

SCHOLARSHIP ALERT

There were not as many scholarships to award as there typically has been in the past, but one member of the Wolf Pack did hear his name called during fall camp. Junior offensive lineman Nathan Edwards, a local product out of Galena High School, was offered a scholarship mid-way through camp. Edwards is projected to become more of a force with The Union and get the start at center in week one against Purdue. True freshman placekicker Brandon Talton was also awarded a scholarship, as Coach Norvell put him on scholarship after his game-winning 56-yard field goal against Purdue in week one. Jordan Lee and Daniel Grzesiak were awarded scholarships at the team's postseason banquet in December.

NARBONNE HIGH SCHOOL

Three members of the Wolf Pack hail from Narbonne High School, including Dom Peterson, Daniel Brown and Lawson Hall.

WINNING SEASONS

Nevada has posted winning seasons in eight out of its past 11 campaigns.

VOICES OF THE PACK

For the 2019 season there will be no change to the voices of the Wolf Pack, as John Ramey and Mike Edwards return for year three behind the mic. Ramey will handle the play-by-play duties, while Edwards will serve as the broadcast's color analyst.

Ramey joined the Wolf Pack Radio Network after seven seasons with UCLA, calling baseball, men's and women's soccer and select men's and women's basketball games. Edwards, a Nevada Hall of Fame inductee in 2018, was a two-time first team All-Big West Conference performer as a member of the Union in the 1990s.

PROGRAM HISTORY

Nevada is in its 113th season of collegiate football, seeking win No. 558 in the program's strong history. The Wolf Pack sports an all-time record of 557-493-33 (.549). Since joining the FBS in 1992, Nevada is 181-157 overall and 117-86 in conference play.

WOLF PACK RADIO COVERS THE SILVER STATE

The Wolf Pack Radio Network has additional affiliates throughout the state with a 60 minute football pre-game show this season. Fans can also tune in for free by downloading the TuneIn app. The show will break down the day's game, featuring interviews with Norvell, Wolf Pack players and analysis of the Wolf Pack's opponents. Nevada play-by-play voice John Ramey will host the pre-game show and will be joined by analyst Mike Edwards.

Wolf Pack radio can be heard on the following stations:

- Reno - KUUB, 94.5 FM
- Reno - KPLY, 630 AM
- Carson City - KUUB, 94.3 FM
- Elko - KEAU, 104.7 FM
- Las Vegas - KBAD, 920 AM
- Winnemucca - KHYX, 102.7 FM
- TuneIn App



2019 NEVADA WOLF PACK FOOTBALL — DEPTH CHART



Offense					
Pos.	#	Name	Ht.	Wt.	Class
LT	72	Miles Beach	6-4	280	Jr.
	69	Trey Price	6-6	300	So.
LG	67	Gray Davis	6-4	305	So.
	54	Jermaine Ledbetter	6-3	310	Jr.
C	70	Nathan Edwards	6-4	290	Jr.
-or-	55	Tyler Orsini	6-2	300	Jr.
RG	65	Aaron Frost	6-5	290	So.
	79	Moses Landis	6-3	300	So.
RT	76	Nate Brown	6-4	300	Jr.
	52	Cole Watts	6-6	300	Fr.
WR-X	4	Elijah Cooks	6-4	215	Jr.
	19	Cole Turner	6-6	225	So.
WR-H	10	Ben Putman	5-9	185	Sr.
	14	Dominic Christian	6-1	195	Sr.
	1	Melquan Stovall	5-8	185	Fr.
TE-Y	31	Reagan Roberson	6-1	250	Jr.
-or-	9	Crishaun Lappin	6-0	245	So.
-or-	15	Henry Ikahihifo	6-1	270	Fr.
WR-Z	7	Romeo Doubs	6-2	195	So.
	8	Brendan O'Leary-Orange	6-4	210	Sr.
	17	Justin Lockhart	6-2	195	Fr.
RB	35	Toa Taua	5-9	210	So.
	2	Devonte Lee	5-8	230	So.
	23	Kelton Moore	5-11	225	Sr.
QB	12	Carson Strong	6-4	220	RS-Fr.
	13	Cristian Solano	6-2	195	Sr.
	8	Kaymen Cureton	6-0	205	So.

Defense					
Pos.	#	Name	Ht.	Wt.	Class
DE	99	Dom Peterson	6-0	295	So.
	98	Sam Hammond	6-5	275	Jr.
NT	54	Chris Green	6-2	305	Jr.
	99	Dom Peterson	6-0	295	So.
DT	98	Sam Hammond	6-5	275	Jr.
	53	Zak Mahannah	6-2	275	Jr.
LB	7	Gabriel Sewell	6-0	245	Sr.
	16	Maliek Broady	5-11	225	Sr.
	17	James Fotofili	6-0	220	So.
LB	30	Lawson Hall	6-0	230	Jr.
	24	Lucas Weber	6-1	230	Sr.
	50	Lamin Touray	6-0	240	So.
LB	52	Kyle Adams	5-11	225	Sr.
	16	Maliek Broady	5-11	225	Sr.
CB	1	BerDale Robins	5-9	180	Jr.
	15	Jaden Dedman	5-9	175	RS-Fr.
SAF	13	Jordan Lee	5-11	200	So.
	12	Mar'Quette Jackson	5-11	210	Jr.
SAF	33	JoJuan Claiborne	5-11	185	So.
	5	Emany Johnson	6-2	210	RS-Fr.
SAF	6	Tyson Williams	5-9	195	So.
	29	Isaiah Hamilton	5-10	190	Jr.
CB	4	E.J. Muhammad	5-11	190	Sr.
	15	Jaden Dedman	5-9	175	RS-Fr.

Specialists					
Pos.	#	Name	Ht.	Wt.	Class
PK	43	Brandon Talton	5-8	165	Fr.
	48	Spencer Pettit	5-9	180	Sr.
KO	36	Julian Diaz	6-2	215	Jr.
	35	Quinton Conaway	6-0	205	Sr.
P	35	Quinton Conaway	6-0	205	Sr.
KR	10	Ben Putman	5-9	185	Sr.
	1	Melquan Stovall	5-8	185	Fr.
-or-	35	Toa Taua	5-9	210	So.
PR	7	Romeo Doubs	6-2	195	So.
-or-	3	Berdale Robins	5-9	180	Jr.
-or-	10	Ben Putman	5-9	185	Sr.
LS/SS	51	Robert Hill	5-10	205	Jr.
	49	Karson Thomas	6-2	230	So.
H	35	Quinton Conaway	6-0	205	Sr.



2019 NEVADA WOLF PACK FOOTBALL — NUMERICAL ROSTER



1	Berdale Robins	DB	5-9	180	Jr.	2V	Los Angeles, Calif. (Los Angeles HS)
1	Melquan Stovall	WR	5-8	185	Fr.	HS	Palmdale, Calif. (Junipero Serra HS)
2	Devonte Lee	RB	5-8	230	So.	1V	Oklahoma City, Okla. (John Marshall HS)
2	Cam Stephens	DB	5-11	160	Fr.	HS	San Bernardino, Calif. (Cajon HS)
3	Kaleb Fossum	WR	5-9	190	Sr.	1V	Lake Forest, Calif. (El Toro HS)
3	Javasia Brunson	DL	6-2	270	Fr.	HS	Lufkin, Texas (Lufkin HS)
4	Elijah Cooks	WR	6-4	215	Jr.	2V	Atascadero, Calif. (Atascadero HS)
4	E.J. Muhammad	DB	5-11	190	Sr.	2V	DeSoto, Texas (DeSoto HS)
5	Emany Johnson	DB	6-2	210	RS-Fr	RS	Hercules, Calif. (Hercules HS)
6	Hamish McClure	QB	5-11	190	RS-Fr	TR	Encino, Calif. (Sacramento State)
6	Tyson Williams	DB	5-9	195	So.	1V	Dothan, Ala. (Dothan HS)
7	Romeo Doubs	WR	6-2	195	So.	1V	Los Angeles, Calif. (Jefferson HS)
7	Gabriel Sewell	LB	6-0	245	Sr.	3V	St. George, Utah (Desert Hills HS)
8	Kaymen Cureton	QB	6-0	205	So.	1V	Lawndale, Calif. (Leuzinger HS)
8	Brendan O'Leary-Orange	WR	6-4	210	Sr.	2V	Toronto, Canada (St. Joseph HS)
9	Crishaun Lappin	TE	6-0	245	So.	1V	Las Vegas, Nev. (Liberty HS)
10	Ben Putman	WR	5-9	185	Sr.	1V	Novato, Calif. (Santa Rosa JC)
11	Daiyan Henley	DB	6-1	225	Jr.	2V	Los Angeles, Calif. (Crenshaw HS)
12	Mar'Quette Jackson	DB	5-11	210	Jr.	SQ	Los Angeles, Calif. (Dorsey HS)
12	Carson Strong	QB	6-4	220	RS-Fr	RS	Vacaville, Calif. (Wood HS)
13	Cristian Solano	QB	6-2	195	Sr.	1V	San Fernando, Calif. (San Fernando HS)
13	Jordan Lee	DB	5-11	200	So.	1V	Las Vegas, Nev. (Bishop Gorman HS)
14	Dominic Christian	WR	6-1	195	Sr.	3V	Chicago, Ill. (Hales Franciscan HS)
14	Kacee Williams	DB	6-2	195	Fr.	HS	Keller, Texas (Central HS)
15	Jaden Dedman	DB	5-9	175	RS-Fr	RS	Rancho Cucamonga, Calif. (Upland HS)
15	Henry Ikahihifo	TE	6-1	270	Fr.	HS	Lancaster, Calif. (Paraclete HS)
16	Maliek Broady	LB	5-11	225	Sr.	2V	Las Vegas, Nev. (Sierra Vista HS)
17	James Fotofili	LB	6-0	220	So.	1V	Sacramento, Calif. (Grant HS)
17	Justin Lockhart	WR	6-2	195	Fr.	HS	Palmdale, Calif. (Junipero Serra HS)
18	Kaiden Bennett	QB	5-11	185	Fr.	HS	Sparks, Nev. (Folsom HS)
19	Kieran Clark	DB	5-10	195	Fr.	HS	Peoria, Ariz. (Centennial HS)
19	Cole Turner	WR	6-6	225	So.	1V	Clackamas, Ore. (Clackamas HS)
20	Roger Neal	RB	5-9	220	Jr.	1V	Folsom, Calif. (Folsom HS)
22	Jayce Godley	DB	5-11	200	Fr.	HS	Arlington, Texas (Arlington-Martin HS)
23	Kelton Moore	RB	5-11	225	Sr.	3V	Arlington, Texas (Juan Sequin HS)
23	Jack Powers	LB	6-2	220	RS-Fr	RS	Granite Bay, Calif. (Granite Bay HS)
24	Lucas Weber	LB	6-1	230	Sr.	3V	Reno, Nev. (McQueen HS)
25	Daniel Brown	DB	5-11	180	Sr.	3V	Carson, Calif. (Narbonne HS)
25	Jeshua Fixel	WR	5-8	150	Fr.	HS	Sparks, Nev. (Excel Christian HS)
26	Avery Carrington	DB	6-2	205	Fr.	HS	Chandler, Ariz. (Chandler HS)
28	Austin Arnold	DB	5-10	190	Jr.	1V	Las Vegas, Nev. (Bishop Gorman HS)
29	Isaiah Hamilton	DB	5-10	190	Jr.	1V	Sacramento, Calif. (Inderkum HS)
30	Lawson Hall	LB	6-0	230	Jr.	2V	Harbor City, Calif. (Narbonne HS)
31	Reagan Roberson	TE	6-1	250	Jr.	2V	Gardnerville, Nev. (Douglas HS)
32	Giovanni Miranda	LB	6-2	230	RS-Fr	RS	Scottsdale, Ariz. (Saguaro HS)
33	JoJuan Claiborne	DB	5-11	185	So.	1V	Las Vegas, Nev. (Bishop Gorman HS)
34	Josiah Bradley	LB	6-1	215	RS-Fr	RS	Scottsdale, Ariz. (Saguaro HS)
35	Quinton Conaway	P	6-0	205	Sr.	2V	Edmond, Okla. (Golden West College)
35	Toa Taua	RB	5-9	210	So.	1V	Lompoc, Calif. (Lompoc HS)
36	Julian Diaz	PK	6-2	215	Jr.	TR	Lincoln, Calif. (American River College)
37	Daylon Johnson	DB	6-2	195	Jr.	1V	Conroe, Texas (Oak Ridge HS)
38	Christian Swint	DB	5-10	200	So.	TR	Compton, Calif. (Riverside City College)
39	Aundre Carter	RB	5-8	170	Jr.	TR	Los Angeles, Calif. (Fullerton College)
40	Daniel Grzesiak	TE	6-1	235	RS-Fr	RS	Los Angeles, Calif. (Crenshaw HS)
40	Maurice Wilmer	DB	6-1	225	Fr.	HS	Mountain View, Calif. (St. Francis HS)
42	Terrell Johnson	RB	6-1	200	Jr.	TR	Ewa Beach, Hawai'i (Southwestern College)
42	Erick Kroll	LB	6-1	240	So.	RS	Fresno, Calif. (Ventura College)
43	Brandon Talton	PK	5-8	165	Fr.	HS	Vacaville, Calif. (Vacaville HS)
44	Javanz Dornners	LB	6-2	200	Fr.	HS	Oakland, Calif. (McClymonds HS)
45	Trevor Price	LB	5-10	225	So.	SQ	Round Rock, Texas (Cedar Ridge HS)
46	Eric Fellenzer	P	6-5	240	RS-Fr	RS	Laguna Niguel, Calif. (Dana Hills HS)
47	Kameron Toomer	DE	6-3	270	Jr.	1V	Las Vegas, Nev. (Palo Verde HS)
48	Spencer Pettit	PK	5-9	180	Sr.	2V	Snohomish, Wash. (Glacier Peak HS)
49	Karson Thomas	LS	6-2	230	So.	SQ	Reno, Nev. (Wooster HS)
50	Lamin Touray	LB	6-0	240	So.	SQ	Mission Hills, Calif. (Bishop Alemany HS)
51	Robert Hill	LS	5-10	205	Jr.	TR	Raleigh, N.C. (Georgia)
52	Kyle Adams	LB	5-11	225	Sr.	2V	Ladera Ranch, Calif. (Saddleback College)
52	Cole Watts	OL	6-6	300	Fr.	HS	Orem, Utah (Orem HS)
53	Zak Mahannah	DE	6-2	275	Jr.	SQ	Reno, Nev. (American River College)
54	Chris Green	DT	6-2	305	Jr.	2V	Los Angeles, Calif. (Los Angeles HS)
54	Jermaine Ledbetter	OL	6-3	310	Jr.	1V	St. Petersburg, Fla. (Coffeyville CC)
55	Tyler Orsini	OL	6-2	300	Jr.	TR	Ventura, Calif. (Ventura College)



2019 NEVADA WOLF PACK FOOTBALL — NUMERICAL ROSTER & PRONUNCIATION GUIDE



56..... Zac Welch.....	OL.....	6-4.....	300.....	Fr.....	HS.....	El Dorado Hills, Calif. (Oak Ridge HS)
56..... Sheldon Wilkinson.....	LB.....	5-11.....	220.....	So.....	DQ.....	Spring Creek, Nev. (Spring Creek)
57..... Jaden Lewis.....	DE.....	6-4.....	280.....	So.....	SQ.....	Berkeley, Calif. (Berkeley HS)
58..... Ryan Madole.....	LB.....	6-2.....	215.....	RS-Fr.....	RS.....	Reno, Nev. (Damonte Ranch HS)
59..... Anthony Allen.....	LB.....	6-1.....	225.....	RS-Fr.....	RS.....	Las Vegas, Nev. (Desert Pines HS)
60..... Donovan Carter.....	OL.....	5-11.....	295.....	Fr.....	HS.....	Lancaster, Calif. (Paraclete HS)
61..... Alex Tancreto.....	OL.....	6-0.....	280.....	Jr.....	SQ.....	Windsor, Calif. (Windsor HS)
63..... Amir Johnson.....	DE.....	6-2.....	275.....	So.....	SQ.....	Las Vegas, Nev. (Bishop Gorman HS)
64..... Blake Baughman.....	OL.....	6-4.....	270.....	Fr.....	HS.....	Auburn, Calif. (Placer HS)
65..... Aaron Frost.....	OL.....	6-5.....	290.....	So.....	1V.....	Long Beach, Calif. (Long Beach Poly HS)
67..... Gray Davis.....	OL.....	6-4.....	305.....	So.....	1V.....	Dallas, Texas (Parish Episcopal HS)
69..... Trey Price.....	OL.....	6-6.....	300.....	So.....	TR.....	Woodland, Calif. (American River College)
70..... Nathan Edwards.....	OL.....	6-4.....	290.....	Jr.....	1V.....	Reno, Nev. (Galena HS)
71..... Jake Nelson.....	OL.....	6-4.....	300.....	Sr.....	2V.....	San Juan Capistrano, Calif. (Saddleback College)
72..... Miles Beach.....	OL.....	6-4.....	280.....	Jr.....	2V.....	Los Gatos, Calif. (Los Gatos HS)
73..... Christopher Love.....	DL.....	6-4.....	300.....	RS-Fr.....	RS.....	Encino, Calif. (Crespi Carmelite HS)
75..... Jack Bolduc.....	OL.....	6-4.....	240.....	RS-Fr.....	RS.....	Santa Ana, Calif. (Junipero Serra HS)
76..... Nate Brown.....	OL.....	6-4.....	300.....	Jr.....	2V.....	Tracy, Calif. (Tracy HS)
77..... Trey Hamilton.....	OL.....	6-5.....	290.....	RS-Fr.....	RS.....	Reno, Nev. (Reno HS)
79..... Moses Landis.....	OL.....	6-3.....	300.....	So.....	RS.....	Sacramento, Calif. (American River College)
81..... Charles Ross.....	WR.....	6-2.....	165.....	Fr.....	HS.....	Culver City, Calif. (Culver City HS)
85..... Austin Ortega.....	LS.....	5-8.....	205.....	RS-Fr.....	RS.....	San Antonio, Texas (Reagan HS)
86..... Ryan Brocks.....	TE.....	6-4.....	240.....	Jr.....	RS.....	Clovis, Calif. (Fresno City College)
87..... Will Barnard.....	WR.....	6-1.....	180.....	So.....	TR.....	Reno, Nev. (Wayne State)
89..... Carson Walters.....	WR.....	5-11.....	190.....	So.....	TR.....	Lincoln, Neb. (Nebraska-Kearney)
90..... Breyton Garcia.....	DL.....	6-3.....	250.....	Fr.....	HS.....	Lufkin, Texas (Lufkin HS)
91..... Adam Lopez.....	DE.....	6-3.....	320.....	Sr.....	1V.....	Sacramento, Calif. (American River College)
92..... Kaleb Meder.....	DE.....	6-3.....	270.....	Sr.....	1V.....	Wheatland, Calif. (American River College)
93..... Curtis Bonam.....	DL.....	5-11.....	250.....	Fr.....	HS.....	Los Angeles, Calif. (Cathedral HS)
94..... Logan Arnold.....	DL.....	6-3.....	275.....	Fr.....	HS.....	Yuba City, Calif. (Yuba City HS)
95..... Tristan Nichols.....	DT.....	6-4.....	240.....	Jr.....	TR.....	Kihei, Hawai'i (Arizona Western)
96..... Hausia Sekona.....	DT.....	6-0.....	280.....	Sr.....	3V.....	Salt Lake City, Utah (East HS)
97..... Jace Keema.....	LB.....	6-0.....	210.....	Fr.....	HS.....	Carson City, Nev. (Carson HS)
98..... Sam Hammond.....	DE.....	6-5.....	275.....	Jr.....	2V.....	Yerington, Nev. (Yerington HS)
99..... Dom Peterson.....	DE.....	6-0.....	295.....	So.....	1V.....	Harbor City, Calif. (Narbonne HS)

Pronunciation Guide

Will Barnard BAR-nard
 Blake Baughman.....BAWK-man
 Jack Bolduc Bull-DUKE
 Maliek Broady Muh-LEEK BRO-dee
 Javasias BrunsonJuh-VAH-see-ay
 JoJuan Clairborne.....JOE-ju-wahn
 Kaymen CuretonKAY-men CURE-eh-ton
 Javanz Dorners Juh-VAHNZ
 Romeo Doubs Row-ME-oh Dubs
 Kaleb Fossum FOSS-um
 James Fotofili Pho-tow-fee-lee
 Breyton Garcia.....BRAY-luhn
 Daniel Grzesiak GREE-zjee-ack
 Daiyan Henley..... day-YAWN
 Henry Ikahihifo ee-kuh-hee-HEE-foh
 Mar'Quette Jackson.....Mar-KWETT
 Emany Johnson..... Ee-MAHN-ee
 Crishaun Lappin Kruh-shawn LAP-in

Devonte Lee Duh-VOHN-tay
 Ryan Madole Mah-DOLE
 Zak Mahannah Muh-HAHN-uh
 Hamish McClure..... HAY-mich
 Kaleb MederMEE-duhr
 Jay Norvell.....Nor-VELL
 Spencer PettitPET-it
 Reagan RobersonRAY-gun ROBE-er-son
 Hausia SekonaHOUSE-see-uh Suh-CONE-uh
 Cristian Solano..... So-LAWN-oh
 Melquan Stovall.....MEL-quan STOH-vahl
 Alex Tancreto Tan-KRET-oh
 Toa Taua..... Toe-uh TOW-uh (rhymes with POW-uh)
 Lamin Touray.....LAH-men TO-ray

NEVADA Nev-AD-a
 MACKAY Stadium.....MACK-key



2019 NEVADA WOLF PACK FOOTBALL — GAME NOTES



THE LAST TIME IT HAPPENED...

Team	NEVADA	Opponent
Scored more than 60 points.....	72 vs. Portland State, 8-31-18.....	Oregon (77), 9-7-19
Scored 50-59 points.....	59 vs. San Jose State, 11-11-17.....	Hawai'i (54), 9-28-19
Scored 40-49 points.....	41, vs. San José State, 10-12-19	Vanderbilt (41), 9-8-18
Rushed for 200-299 yards.....	254, at Fresno State, 11-23-19	Wyoming (258), 10-26-19
Rushed for 300-399 yards.....	318 at UNLV, 11-26-16.....	Utah State (396), 11-19-16
Rushed for 400 or more yards.....	408 vs. UNLV, 11-29-14.....	Air Force (550), 10-20-17
Passed for 300-399 yards.....	351 vs. UNLV, 11-30-19	Hawai'i (373), 9-28-19
Passed for 400-499 yards.....	404 vs. Colorado State, 11-10-18.....	San José State (405), 10-12-19
Passed for 500 or more yards.....	508 at Colorado State, 10-14-17.....	Hawai'i (512), 9-28-19
Had 500-599 yards of total offense.....	541 vs. San José State, 10-12-19	Purdue (519), 8-30-19
Had 600-699 yards of total offense.....	636 vs. Colorado State, 11-10-18.....	Oregon (623), 9-7-19
Had 700+ yards of total offense.....	844 vs. Idaho, 11-6-10 (school record).....	San Jose State (849), 11-10-01
Recorded a safety.....	vs. San Diego State, 10-27-18.....	Utah State, 10-19-19
Recorded a shutout.....	37-0 vs. UNLV, 10-8-11.....	Notre Dame, 35-0, 9-5-09
Nevada beat a ranked team.....	17-13 at No. 24 San Diego State, 11-09-19	n/a
Nevada played a ranked team.....	at No. 16/18 Oregon, 9-7-19	n/a
Nevada had a sellout.....	vs. UNLV, 10-26-13.....	n/a

Individual

	NEVADA	Opponent
Returned a kickoff for a TD.....	Elijah Mitchell (96) vs. Colorado State, 12-29-15.....	S. Scarver (100), Utah State, 10-19-19
Returned a punt for a TD.....	Romeo Doubs (80) vs. Portland State, 8-31-18.....	R. Penny (70), San Diego State, 11-18-17
Returned an interception for a TD.....	Austin Arnold (40) vs. San José State, 10-12-19	T. Horton (99), Boise State, 10-13-18
Returned a fumble for a TD.....	Malik Reed (48) vs. Oregon State, 9-15-18.....	B. Breeze (11), Oregon, 9-7-19
Blocked an extra point attempt.....	Asauni Rufus vs. San Diego State, 11-12-16.....	Dedrick Simpson, UTEP, 9-21-19
.....	Gabriel Sewell vs. San Diego State, 11-12-16	
Blocked a field goal.....	Ahki Muhammad vs. SJSU, 11-14-15.....	K. Bartlett, Portland State, 8-31-18
Blocked a punt.....	Sam Hammond vs. Portland State, 8-31-18.....	J. Aufafa, Hawai'i, 9-28-19
Rushed for three or more TDs.....	Toa Taua (3) at Toledo, 9-22-18.....	B. Hill (3), Wyoming, 10-22-16
Two players rushed for 100 yards.....	Don Jackson (140), James Butler (122).....	T. McVey (139) and R. Cleveland (118), at Fresno State, 11-5-15..... Air Force, 10-20-17
Rushed for 100-199 yards.....	Toa Taua (135) at Fresno State, 11-23-19	C. Williams (138), UNLV, 11-3-19
Rushed for 200 or more yards.....	Kelton Moore (216) vs. Hawai'i, 10-7-17.....	X. Halladay (206), Wyoming, 10-26-19
Completed 20-29 passes.....	Carson Strong (20) at Fresno State, 11-23-19	K. Oblad (22), UNLV, 11-30-19
Completed 30-39 passes.....	Carson Strong (33) vs. UNLV, 11-30-19	E. Sindelar (34), Purdue, 8-30-19
Completed 40 or more passes.....	Mike Maxwell (41) vs UNLV, 10-28-95.....	*
Passed for three TDs.....	Carson Strong at Fresno State, 11-23-19	K. Oblad, UNLV, 11-30-19
Passed for four TDs.....	Ty Gangi vs. Colorado State, 11-10-18.....	C. McDonald, Hawai'i, 9-28-19
Passed for five or more TDs.....	Colin Kaepernick (5) vs. Idaho, 11-6-10.....	J. Herbert (5), Oregon 9-7-19
Passed for 300-399 yards.....	Carson Strong (351) vs. UNLV, 11-30-19	C. McDonald (312), Hawai'i, 9-28-19
Passed for 400 or more yards.....	Ty Gangi (404) vs. Colorado State, 11-10-18.....	J. Love (405), San José State, 10-12-19
Scored three TDs.....	Toa Taua at Toledo, 9-22-18.....	C. Byrd II, Hawai'i, 9-28-19
Scored four or more TDs.....	James Butler (4) at UNLV, 11-26-16.....	R. Penny (4), San Diego State, 11-18-17
Made a two-point conversion.....	Elijah Cooks (pass) vs. Colorado State, 11-10-18.....	M. McGill (rush), Buffalo, 9-26-15
Caught 10 or more passes.....	Elijah Cooks (12), UNLV, 11-30-19	R. Moore (11), Purdue, 8-30-19
Two players w/100 yards receiving.....	Kaleb Fossum (139); McLane Mannix (132).....	I. Hodgins (200), T. Hernandez (116), vs. Portland State, 8-31-18..... Oregon State, 9-15-18
Had 100-199 yards receiving.....	Elijah Cooks (151), vs. UNLV, 11-30-19	B. Gaither (131), San José State, 10-12-19
Had 200-299 yards receiving.....	B. O'Leary-Orange (214) at San Diego State, 11-18-17.....	I. Hodgins (200), Oregon State, 9-15-18
Had 300 or more yards receiving.....	Nate Bursleson (326) at San Jose State, 11-10-01.....	*
Had three or more receiving TDs.....	McLane Mannix (3) vs. Portland State, 8-31-18.....	C. Byrd II (3), Hawai'i, 9-28-19
Kicked three FGs.....	Brandon Talton vs. UNLV, 11-30-19	E. Pantels, UNLV, 11-25-17
Kicked four FGs.....	Brandon Talton vs. Weber State, 9-14-19	G. Ressel (4), Missouri, 9-25-09
Kicked five or more FGs.....	Damon Fine (5) vs. Rice, 10-21-01.....	*
Kicked a FG of 50 yards or longer.....	Brandon Talton (56) vs. Purdue, 8-30-19	E. Pantels (53), UNLV, 11-25-17
Kicked a 70-79-yard punt.....	Quinton Conaway (74) vs. Fresno State, 10-6-18.....	W. Prather (72), San Jose State, 10-21-06
Intercepted two passes.....	Daniel Brown vs. Purdue, 8-30-19	J. White, UNLV, 11-24-18
Intercepted three or more passes.....	Dameon Baber (3) vs. San Jose State, 11-11-17.....	W. Derting (3), Washington State, 8-31-02
Recorded 100 or more return yards.....	Dameon Baber (139) vs. San Jose State, 11-11-17.....	S. Scarver (119), Utah State, 10-19-19

* – Has not happened since Nevada joined the NCAA Football Bowl Subdivision (I-A) in 1992.

Bold indicates current season



CARSON STRONG

12 QUARTERBACK // RS-FR // 6-4 // 220
Vacaville, Calif. (Wood HS)

NOTES

- Recorded season highs in completions (33), attempts (54) and yards (351) vs. UNLV
- Posted his highest completion percentage of the year in the upset win over No. 24 SDSU
- Named the team's offensive newcomer of the year

CAREER STATS

RUSHING								
	g	att	yards	td	long	avg/c	avg/g	
2018	1	1	4	0	4	4.0	4.0	
2019	9	50	22	0	18	0.4	2.4	
TOTAL	10	51	26	0	18	0.5	2.6	

PASSING											
	g	cmp	att	int	yards	td	long	pct	avg/p	avg/g	effic
2018	1	0	0	0	0	0	0	0.0	0.0	0.0	0.0
2019	9	206	325	7	1933	10	57	63.4	5.9	214.8	119.2
TOTAL	10	206	325	7	1933	10	57	63.4	5.9	193.3	119.2

2019 GAME-BY-GAME

	PASSING							RUSHING					
	GP/GS	COMP	ATT	PCT	YDS	TD/INT	LNG	ATT	YDS	AVG	TD	LNG	
Purdue	1/1	30	51	58.8	295	3/0	38	6	34	5.7	0	12	
at Oregon	1/1	13	25	52.0	89	0/2	23	6	-4	-0.7	0	6	
Weber State	1/1	30	44	68.1	299	0/2	35	7	-15	-2.1	0	14	
at UTEP	Did not play												
Hawai'i	1/1	7	14	50.0	46	0/1	21	-	-	-	-	-	
SJSU	Did not play												
at Utah State	Did not play												
at Wyoming	1/1	26	40	65.0	247	0/1	34	7	8	0.8	0	18	
New Mexico	1/1	28	40	70.0	305	2/0	57	5	-21	0.0	0	7	
at SDSU	1/1	19	26	73.0	147	1/1	30	4	0	0.0	0	11	
at Fresno State	1/1	20	31	64.5	154	3/0	29	8	19	2.4	0	8	
UNLV	1/1	33	54	61.1	351	1/0	43	7	1	0.1	0	12	

2019 SEASON HIGHS

Pass attempts: 54, UNLV
 Pass completions: 33, UNLV
 Passing yards: 351, UNLV
 Passing TDs: 3, Purdue; at Fresno State
 Long pass: 57, New Mexico
 Rush attempts: 8, at Fresno State
 Rush yards: 34, Purdue
 Long rush: 18, at Wyoming

CAREER HIGHS

Pass attempts: 54, UNLV (11/30/19)
 Pass completions: 33, UNLV (11/30/19)
 Passing yards: 351, UNLV (11/30/19)
 Passing TDs: 3, Purdue (8/30/19); at Fresno State (11/23/19)
 Long pass: 57, New Mexico (11/2/19)
 Rush attempts: 8, at Fresno State (11/23/19)
 Rush yards: 34, Purdue (8/30/19)
 Long rush: 18, at Wyoming (10/26/19)



CRISTIAN SOLANO

13 QUARTERBACK // SR // 6-2 // 195
San Fernando, Calif. (San Fernando HS)

NOTES

- Earned the start in week four, threw two TDs, the first of his career
- Became Nevada's first 100-yard rusher of 2019 with a career-high 100 yards at UTEP
- Battled for the QB1 job before suffering a hand injury during fall camp

CAREER STATS

RUSHING											
	g	att	yards	td	long	avg/c	avg/g				
2018	12	26	103	1	17	4.0	8.6				
2019	10	26	138	0	47	5.3	13.8				
TOTAL	26	52	241	1	47	4.6	9.3				
PASSING											
	g	cmp	att	int	yards	td	long	pct	avg/p	avg/g	effic
2017	2	5	6	0	56	0	23	83.3	9.3	28.0	161.7
2018	12	23	45	4	200	0	18	51.1	4.4	16.7	70.7
2019	10	25	41	2	248	2	41	61.0	6.0	24.8	118.1
TOTAL	26	53	92	6	504	2	41	57.6	5.5	19.4	97.8

2019 GAME-BY-GAME

	PASSING							RUSHING						
	GP/GS	COMP	ATT	PCT	YDS	TD/INT	LNG	ATT	YDS	AVG	TD	LNG		
Purdue	Did not play													
at Oregon	Did not play													
Weber State	Did not play													
at UTEP	1/1	13	19	68.4	182	2/1	41	10	100	10.0	0	47		
Hawai'i	1/0	11	17	64.7	59	0/1	18	10	32	3.2	0	17		
SJSU	1/0	-	-	-	-	-	-	-	-	-	-	-		
at Utah State	1/0	-	-	-	-	-	-	-	-	-	-	-		
at Wyoming	1/0	1	5	20.0	7	0/0	7	6	6	0.0	0	12		
New Mexico	1/0	-	-	-	-	-	-	-	-	-	-	-		
at SDSU	1/0	-	-	-	-	-	-	-	-	-	-	-		
at Fresno State	1/0	-	-	-	-	-	-	-	-	-	-	-		
UNLV	1/0	-	-	-	-	-	-	-	-	-	-	-		

2019 SEASON HIGHS

Pass attempts: 19, at UTEP
 Pass completions: 13, at UTEP
 Passing yards: 182, at UTEP
 Passing TDs: 2, at UTEP
 Long pass: 41, at UTEP
 Rush attempts: 10, at UTEP; Hawai'i
 Rush yards: 100, at UTEP
 Long rush: 47, at UTEP

CAREER HIGHS

Pass attempts: 43, Fresno State (10/6/18)
 Pass completions: 22, Fresno State (10/6/18)
 Passing yards: 195, Fresno State (10/6/18)
 Passing TDs: 2, at UTEP (9/21/19)
 Long pass: 41, at UTEP (9/21/19)
 Rush attempts: 23, Fresno State (10/6/18)
 Rush yards: 100, at UTEP (9/21/19)
 Long rush: 47, at UTEP (9/21/19)



**TOA
TAUA**

35 **RUNNING BACK // SO // 5-9 // 210**
Lompoc, Calif. (Lompoc HS)

NOTES

- Named an All-Mountain West honorable mention
- Recorded his second 100-yard rushing performance of the year with 135 at Fresno State
- Eclipsed 1,000 rushing yards in his career during the Weber State game

CAREER STATS

RUSHING	g	att	yards	td	long	avg/c	avg/g
2018	13	178	872	6	66	4.9	67.1
2019	12	190	759	6	27	4.0	63.2
TOTAL	25	368	1631	12	66	4.4	65.2

PASSING	g	cmp	att	int	yards	td	long	pct	avg/p	avg/g	effic
2018	13	4	4	0	93	1	73	100.0	23.2	7.2	377.8
2019	12	0	0	0	0	0	0	0.0	0.0	0.0	0.0
TOTAL	25	4	4	0	93	1	73	100.0	23.2	3.7	377.8

TOTAL OFFENSE	g	rush	pass	total	avg/g
2018	13	872	93	965	74.2
2019	12	759	0	759	63.2
TOTAL	25	1631	93	1724	69.0

RECEIVING	g	rec	yards	td	long	rec/g	avg/c	avg/g
2018	13	22	202	1	40	1.7	9.2	15.5
2019	12	30	185	0	41	2.5	6.2	15.4
TOTAL	25	52	387	1	41	2.1	7.4	15.5

2019 GAME-BY-GAME

	RUSHING					RECEIVING				
	GP/GS	ATT	YDS	AVG/C	TD	LNG	REC	YDS	AVG/C	TD
Purdue	1/0	12	56	4.7	1	8	8	64	8.0	0
at Oregon	1/1	6	13	2.1	0	5	-	-	-	-
Weber State	1/0	16	85	5.3	0	17	3	9	3.0	0
at UTEP	1/0	10	43	4.3	1	9	1	41	41.0	0
Hawai'i	1/1	17	72	4.2	0	18	-	-	-	-
SJSU	1/1	34	160	4.7	1	27	2	9	4.5	0
at Utah State	1/1	20	84	4.2	1	20	2	7	3.5	0
at Wyoming	1/1	11	21	1.9	0	8	3	10	3.3	0
New Mexico	1/1	17	28	1.6	1	5	4	11	2.7	0
at SDSU	1/1	12	19	1.6	0	6	4	18	4.5	0
at Fresno State	1/1	20	135	6.8	1	27	2	14	7.0	0
UNLV	1/1	15	43	2.9	0	15	1	2	2.0	0

2019 SEASON HIGHS

Rush attempts: 34, San José State
Rush yards: 160, San José State
Long rush: 27, San José State; at Fresno State
Rush TDs: 1, Six times; most recent at Fresno State
Receptions: 8, Purdue
Receiving yards: 64, Purdue
Long reception: 41, at UTEP

CAREER HIGHS

Rush attempts: 34, San José State (10/12/19)
Rush yards: 170, at Toledo (9/22/18)
Long rush: 66, at Toledo (9/22/18)
Rush TDs: 3, at Toledo (9/22/18)
Receptions: 8, Purdue (8/30/19)
Receiving yards: 76, San Diego State (10/27/18)
Receiving TDs: 1, San Diego State (10/27/18)
Long reception: 41, at UTEP (9/21/19)



**KELTON
MOORE**

23 **RUNNING BACK // SR // 5-11 // 225**
Arlington, Texas (Juan Sequin HS)

NOTES

- Returned to action at Fresno State for the first time since Oct. 19
- Scored two rushing TDs at UTEP, a career high for the Texas native
- Named one of four team captains for the 2019 season

CAREER STATS

RUSHING	g	att	yards	td	long	avg/c	avg/g
2016	12	2	10	0	11	5.0	0.8
2017	12	164	855	4	66	5.2	71.2
2018	13	90	433	4	46	4.8	33.3
2019	9	34	126	2	16	3.7	14.0
TOTAL	46	290	1424	10	66	4.9	31.0

RECEIVING	g	rec	yards	td	long	rec/g	avg/c	avg/g
2016	12	0	0	0	0	0.0	0.0	0.0
2017	12	19	189	1	70	1.6	9.9	15.8
2018	13	20	116	0	16	1.5	5.8	8.9
2019	9	6	17	0	23	0.7	2.8	1.9
TOTAL	46	45	322	1	70	1.0	7.2	7.0

2019 GAME-BY-GAME

	RUSHING					RECEIVING				
	GP/GS	ATT	YDS	AVG/C	TD	LNG	REC	YDS	AVG/C	TD
Purdue	1/1	5	16	3.2	0	7	-	-	-	-
at Oregon	1/0	9	36	4.0	0	11	1	23	23.0	0
Weber State	1/0	7	9	1.3	0	11	3	-3	-1.0	0
at UTEP	1/0	8	34	4.2	2	15	-	-	-	-
Hawai'i	1/0	1	5	5.0	0	5	2	-3	-1.5	0
SJSU	1/0	-	-	-	-	-	-	-	-	-
at Utah State	1/0	1	2	2.0	0	2	-	-	-	-
at Wyoming	Did not play									
New Mexico	Did not play									
at SDSU	Did not play									
at Fresno State	1/0	1	6	6.0	0	6	-	-	-	-
UNLV	1/0	2	18	9.0	0	16	-	-	-	-

2019 SEASON HIGHS

Rush attempts: 9, at Oregon
Rush yards: 36, at Oregon
Long rush: 16, UNLV
Rush TDs: 2, at UTEP
Receptions: 3, Weber State
Receiving yards: 23, at Oregon
Long reception: 23, at Oregon
Kick returns: 2, at Oregon
Kick return yards: 33, at Oregon

CAREER HIGHS

Rush attempts: 23, UNLV (11/25/17)
Rush yards: 216, Hawai'i (10/7/17)
Long rush: 66, Hawai'i (10/7/17)
Rush TDs: 2, at UTEP (9/21/19)
Receptions: 5, at UNLV (11/24/18); Hawai'i (10/7/17)
Receiving yards: 75, at Colorado State (10/14/17)
Receiving TDs: 1, Hawai'i (10/7/17)
Long reception: 70, at Colorado State (10/14/17)
Kick returns: 2, at Oregon (9/7/19)
Kick return yards: 33, at Oregon (9/7/19)



DEVONTE LEE

2 **RUNNING BACK // SO // 5-8 // 230**
Oklahoma City, Okla. (John Marshall HS)

NOTES

- Tied his career high of two rushing TDs vs. UNLV, the fourth time in his career
- Averaged nearly 20 yards per carry after totaling 77 yards on just four carries at Fresno St.
- Was sidelined for the first four games of the season with an injury

CAREER STATS

RUSHING	g	att	yards	td	long	avg/c	avg/g
2018	11	45	193	7	20	4.3	17.5
2019	8	57	293	6	51	5.1	36.6
TOTAL	19	102	486	13	51	4.8	25.6

RECEIVING	g	rec	yards	td	long	rec/g	avg/c	avg/g
2018	11	3	3	0	8	0.3	1.0	0.3
2019	8	5	35	0	13	0.6	7.0	4.4
TOTAL	19	8	38	0	13	0.4	4.8	2.0

2019 GAME-BY-GAME


	RUSHING						RECEIVING					
	GP/GS	ATT	YDS	AVG/C	TD	LNG	REC	YDS	AVG/C	TD	LNG	
Purdue												
at Oregon												
Weber State												
at UTEP												
Hawai'i	1/0	1	4	4.0	0	4	-	-	-	-	-	
SJSU	1/0	10	24	2.4	2	7	1	9	9.0	-	9	
at Utah State	1/0	9	25	2.8	0	7	2	16	8.0	0	13	
at Wyoming	1/0	3	38	12.7	0	31	2	10	5.0	0	7	
New Mexico	1/0	9	68	7.6	0	19	-	-	-	-	-	
at SDSU	1/0	10	13	1.3	1	11	-	-	-	-	-	
at Fresno State	1/0	4	77	19.2	1	51	-	-	-	-	-	
UNLV	1/0	11	44	4.0	2	14	-	-	-	-	-	

2019 SEASON HIGHS

Rush attempts: 11, UNLV
Rush yards: 77, at Fresno State
Rush TDs: 2, San José State; UNLV
Long rush: 51, at Fresno State
Receptions: 2, at Utah State; at Wyoming
Receiving yards: 16, at Utah State
Long reception: 13, at Utah State

CAREER HIGHS

Rush attempts: 11, UNLV (11/30/19)
Rush yards: 77, at Fresno State (11/23/19)
Long rush: 51, at Fresno State (11/23/19)
Rush TDs: 2, Four times; most recent vs. UNLV (11/30/19)
Receptions: 2, at Utah State (10/19/19); at Wyoming (10/26/19)
Receiving yards: 16, at Utah State (10/19/19)
Long reception: 13, at Utah State (10/19/19)



ELIJAH COOKS

4 **WIDE RECEIVER // JR // 6-4 // 215**
Atascadero, Calif. (Atascadero HS)

NOTES

- Established career highs in receptions (12) and receiving yards (151) vs. UNLV
- Eclipsed 1,000 receiving yards in his career during the UNLV game
- Named the team's outstanding offensive player

CAREER STATS

RECEIVING	g	rec	yards	td	long	rec/g	avg/c	avg/g
2017	9	2	23	0	16	0.2	11.5	2.6
2018	13	22	348	6	40	1.7	15.8	26.8
2019	12	62	729	7	55	5.2	11.8	60.8
TOTAL	34	86	1100	13	55	2.5	12.8	32.4

2019 GAME-BY-GAME


	RECEIVING		YDS	AVG/C	TD	LNG
	GP/GS	REC				
Purdue	1/1	7	60	8.5	2	21
at Oregon	1/1	1	15	15.0	0	15
Weber State	1/1	6	65	10.8	0	27
at UTEP	1/1	4	82	20.5	2	28
Hawai'i	1/1	5	38	7.6	0	16
SJSU	1/1	6	94	15.6	0	55
at Utah State	1/1	4	39	9.7	0	16
at Wyoming	1/1	3	31	10.3	0	15
New Mexico	1/1	6	74	12.3	1	20
at SDSU	1/1	3	20	6.7	1	13
at Fresno State	1/1	5	60	12.0	1	29
UNLV	1/1	12	151	12.5	0	43

2019 SEASON HIGHS

Receptions: 12, UNLV
Receiving yards: 151, UNLV
Receiving TDs: 2, Purdue; at UTEP
Long reception: 55, San José State

CAREER HIGHS

Receptions: 12, UNLV (11/30/19)
Receiving yards: 151, UNLV (11/30/19)
Receiving TDs: 2, Three times; most recent at UTEP (9/21/19)
Long reception: 55, San José State (10/12/19)



DOMINIC CHRISTIAN

14 WIDE RECEIVER // SR // 6-1 // 195
Chicago, Ill. (Hales Franciscan HS)

NOTES

- Recorded career highs in receptions (11) and receiving yards (98) vs. UNLV
- Has made at least one reception in all 12 games this season
- Caught his first career TD reception (38 yards) in the win over Purdue

CAREER STATS

RECEIVING	g	rec	yards	td	long	rec/g	avg/c	avg/g
2016	9	0	0	0	0	0.0	0.0	0.0
2017	7	2	8	0	5	0.3	4.0	1.1
2018	11	4	36	0	15	0.4	9.0	3.3
2019	12	35	321	2	38	2.9	9.2	26.8
TOTAL	40	41	365	2	38	1.0	8.9	9.1

2019 GAME-BY-GAME

	RECEIVING					
	GP/GS	REC	YDS	AVG/C	TD	LNG
Purdue	1/0	2	41	20.5	1	38
at Oregon	1/0	2	22	11.0	0	12
Weber State	1/1	3	33	11.0	0	14
at UTEP	1/1	2	11	5.5	0	15
Hawai'i	1/1	3	6	2.0	0	5
SJSU	1/1	3	28	9.3	0	13
at Utah State	1/1	2	42	21.0	0	22
at Wyoming	1/1	1	3	3.0	0	3
New Mexico	1/1	2	14	7.0	0	11
at SDSU	1/1	2	8	4.0	0	6
at Fresno State	1/1	2	15	7.5	0	9
UNLV	1/1	11	98	8.9	1	24

2019 SEASON HIGHS

Receptions: 11, UNLV
Receiving yards: 98, UNLV
Receiving TDs: 1, Purdue; UNLV
Long reception: 38, Purdue

CAREER HIGHS

Receptions: 11, UNLV (11/30/19)
Receiving yards: 98, UNLV (11/30/19)
Receiving TDs: 1, Purdue (8/30/19); UNLV (11/30/19)
Long reception: 38, Purdue (8/30/19)



COLE TURNER

19 WIDE RECEIVER // SO // 6-6 // 225
Clackamas, Ore. (Clackamas HS)

NOTES

- Made his first reception of the season at UTEP that went for 14 yards
- One of the tallest receivers on the team at 6-6
- Notched his first career TD reception at UNLV last season

CAREER STATS

RECEIVING	g	rec	yards	td	long	rec/g	avg/c	avg/g
2018	12	2	37	1	24	0.2	18.5	3.1
2019	12	3	33	0	14	0.2	11.0	2.8
TOTAL	24	5	70	1	24	0.2	14.0	2.9

2019 SEASON HIGHS

Receptions: 1, Three times; most recent at Wyoming
Receiving yards: 14, at UTEP
Long reception: 14, at UTEP

CAREER HIGHS

Receptions: 1, Five times; most recent at Wyoming (10/26/19)
Receiving yards: 24, at UNLV (11/24/18)
Receiving TDs: 1, at UNLV (11/24/18)
Long reception: 24, at UNLV (11/24/18)



KALEB FOSSUM

3 WIDE RECEIVER // SR // 5-9 // 190
Lake Forest, Calif. (Washington State)

NOTES

- Suffered a season-ending injury at San Diego State
- Had caught at least one pass in every game he's played at Nevada (24 games)
- Named one of four team captains for the 2019 season

CAREER STATS

RECEIVING	g	rec	yards	td	long	rec/g	avg/c	avg/g
2017	1	4	36	0	12	4.0	9.0	36.0
2018	13	70	734	1	34	5.4	10.5	56.5
2019	10	28	292	0	30	2.8	10.4	29.2
TOTAL	24	102	1062	1	34	4.2	10.4	44.2

PUNT RETURNS	g	no.	yards	td	long	avg/r	avg/g
2017	1	2	18	0	13	9.0	18.0
2018	13	4	43	0	24	10.8	3.3
2019	10	4	15	0	8	3.8	1.5
TOTAL	24	10	76	0	24	7.6	3.2

2019 GAME-BY-GAME

	RECEIVING						PUNT RETURN			
	GP/GS	REC	YDS	AVG/C	TD	LNG	RET	YDS	TD	AVG/R LNG
Purdue	1/1	6	58	9.6	0	21	-	-	-	-
at Oregon	1/0	4	14	3.5	0	5	-	-	-	-
Weber State	1/1	5	77	15.4	0	26	2	7	0	3.5 8
at UTEP	1/1	4	46	11.5	0	21	1	1	0	1.0 1
Hawai'i	1/0	1	0	0.0	0	0	-	-	-	-
SJSU	1/0	2	18	9.0	0	10	1	7	0	7.0 7
at Utah State	1/0	3	29	9.7	0	28	-	-	-	-
at Wyoming	1/0	1	9	9.0	0	9	-	-	-	-
New Mexico	1/0	1	11	11.0	0	11	-	-	-	-
SDSU	1/0	1	30	30.0	0	30	-	-	-	-
at Fresno State	Did not play									
UNLV	Did not play									

2019 SEASON HIGHS

Receptions: 6, Purdue
Receiving yards: 77, Weber State
Long reception: 30, at San Diego State
Punt returns: 2, Weber State
Punt return yards: 7, Weber State; San José State
Long punt return: 8, Weber State

CAREER HIGHS

Receptions: 15, at Toledo (9/22/18)
Receiving yards: 150, at Toledo (9/22/18)
Receiving TDs: 1, Colorado State (11/10/18)
Long reception: 34, Portland State (8/31/18)
Punt returns: 2, at Northwestern (9/2/17); Weber State (9/14/19)
Punt return yards: 27, at Vanderbilt (9/8/18)
Long punt return: 24, at Vanderbilt (9/8/18)



ROMEO DOUBS

7 WIDE RECEIVER // SO // 6-2 // 195
Los Angeles, Calif. (Jefferson HS)

NOTES

- Named an All-Mountain West honorable mention
- Tied his career high with two TD receptions in the win at Fresno State
- Set career highs in receptions (11) and receiving yards (167) vs. New Mexico

CAREER STATS

RECEIVING	g	rec	yards	td	long	rec/g	avg/c	avg/g
2018	13	43	562	2	57	3.3	13.1	43.2
2019	10	44	649	4	75	4.4	14.8	64.9
TOTAL	23	87	1211	6	75	3.8	13.9	52.7

PUNT RETURNS	g	no.	yards	td	long	avg/r	avg/g
2018	13	6	107	1	80	17.8	8.2
2019	10	8	86	0	24	10.8	8.6
TOTAL	23	14	193	1	80	13.8	8.4

2019 GAME-BY-GAME

	RECEIVING						PUNT RETURN					
	GP/GS	REC	YDS	AVG/C	TD	LNG	RET	YDS	TD	AVG/R	LNG	
Purdue	1/1	5	47	9.4	0	23	1	6	0	6.0	6	
at Oregon	1/1	2	13	6.5	0	11	-	-	-	-	-	
Weber State	Did not play											
at UTEP	1/0	1	-2	0.0	0	-2	-	-	-	-	-	
Hawai'i	1/0	2	25	12.5	0	21	-	-	-	-	-	
SJSU	1/1	5	146	29.2	1	75	1	8	0	8.0	8	
at Utah State	1/1	4	80	20.0	0	33	-	-	-	-	-	
at Wyoming	1/1	5	98	19.6	0	34	2	1	0	0.5	4	
New Mexico	1/1	11	167	15.1	1	57	1	24	0	24.0	24	
SDSU	1/1	3	42	14.0	0	19	3	47	0	15.7	23	
at Fresno State	1/1	6	33	5.5	2	14	-	-	-	-	-	
UNLV	Did not play											

2019 SEASON HIGHS

Receptions: 11, New Mexico
Receiving yards: 167, New Mexico
Receiving TDs: 2, at Fresno State
Long reception: 75, San José State
Punt returns: 3, at San Diego State
Punt return yards: 47, at San Diego State
Long punt return: 24, New Mexico

CAREER HIGHS

Receptions: 11, New Mexico (11/2/19)
Receiving yards: 167, New Mexico (11/2/19)
Receiving TDs: 2, Colorado State (11/10/18); at Fresno State (11/23/19)
Long reception: 75, San José State (10/12/19)
Punt returns: 3, at San Diego State (11/9/19)
Punt return yards: 80, Portland State (8/31/18)
Long punt return: 80, Portland State (8/31/18)
Punt return TDs: 1, Portland State (8/31/18)



BEN PUTMAN

10 WIDE RECEIVER // SR // 5-9 // 185
Novato, Calif. (Santa Rosa JC)

NOTES

- Established a career high in receptions, punt returns and punt return yards vs. UNLV
- Had a 24-yard punt return that set up Nevada for the game-winning drive at Fresno St.
- Tied his career high of four receptions at San Diego State, which led the team

CAREER STATS

RUSHING	g	att	yards	td	long	avg/c	avg/g
2018	6	0	0	0	0	0.0	0.0
2019	12	1	4	0	4	4.0	0.3
TOTAL	18	1	4	0	4	4.0	0.2

TOTAL OFFENSE	g	rush	pass	total	avg/g
2018	6	0	0	0	0.0
2019	12	4	0	4	0.3
TOTAL	18	4	0	4	0.2

RECEIVING	g	rec	yards	td	long	rec/g	avg/c	avg/g
2018	6	4	114	0	44	0.7	28.5	19.0
2019	12	20	224	0	35	1.7	11.2	18.7
TOTAL	18	24	338	0	44	1.3	14.1	18.8

2019 GAME-BY-GAME

	RECEIVING						KICK RETURN					
	GP/GS	REC	YDS	AVG/C	TD	LNG	RET	YDS	TD	AVG/R	LNG	
Purdue	1/0	1	21	21.0	0	21	-	-	-	-	-	
at Oregon	1/0	2	18	9.0	0	14	-	-	-	-	-	
Weber State	1/0	4	57	14.2	0	24	-	-	-	-	-	
at UTEP	1/0	-	-	-	-	-	-	-	-	-	-	
Hawai'i	1/0	1	3	3.0	0	3	5	87	0	17.4	21	
SJSU	1/0	1	18	18.0	0	18	1	31	0	31.0	31	
at Utah State	1/0	-	-	-	-	-	4	87	0	21.7	23	
at Wyoming	1/0	2	15	7.5	0	10	1	16	0	16.0	16	
New Mexico	1/0	-	-	-	-	-	-	-	-	-	-	
SDSU	1/0	4	23	5.7	0	9	-	-	-	-	-	
at Fresno State	1/0	-	-	-	-	-	-	-	-	-	-	
UNLV	1/0	5	69	13.8	0	35	-	-	-	-	-	

2019 SEASON HIGHS

Receptions: 5, UNLV
Receiving yards: 69, UNLV
Long reception: 35, UNLV
Kickoff returns: 5, Hawai'i
Kickoff return yards: 87, Hawai'i; at Utah State
Long kickoff return: 31, San José State
Punt returns: 4, UNLV
Punt return yards: 48, UNLV
Long punt return: 24, at Fresno State

CAREER HIGHS

Receptions: 5, UNLV (11/30/19)
Receiving yards: 114, vs. Arkansas State (12/29/18)
Long reception: 44, vs. Arkansas State (12/29/18)
Kickoff returns: 5, Hawai'i (9/28/19)
Kickoff return yards: 87, Hawai'i (9/28/19); at Utah State (10/19/19)
Long kickoff return: 31, San José State (10/12/19)
Punt returns: 4, UNLV (11/30/19)
Punt return yards: 48, UNLV (11/30/19)
Long punt return: 24, at Fresno State (11/23/19)



MELQUAN STOVALL

1 **WIDE RECEIVER // FR // 5-8 // 185**
Palmdale, Calif. (Junipero Serra HS)

NOTES

-Caught a career-best seven passes for a career-high 57 yards at Wyoming
-Hauled in a career-long reception of 23 yards at Wyoming
-Earned the first start of his career against Hawai'i

CAREER STATS

RECEIVING	g	rec	yards	td	long	rec/g	avg/c	avg/g
2019	8	12	87	0	23	1.5	7.2	10.9
TOTAL	8	12	87	0	23	1.5	7.2	10.9

2019 GAME-BY-GAME

	RECEIVING					
	GP/GS	REC	YDS	AVG/C	TD	LNG
Purdue	Did not play					
at Oregon	Did not play					
Weber State	1/0	1	11	11.0	0	11
at UTEP	1/0	1	2	2.0	0	2
Hawai'i	1/1	1	5	5.0	0	5
SJSU	Did not play					
at Utah State	Did not play					
at Wyoming	1/0	7	57	8.1	0	23
New Mexico	1/0	1	7	7.0	0	7
at SDSU	1/0	-	-	-	-	-
at Fresno State	1/0	1	5	5.0	0	5
UNLV	1/0	-	-	-	-	-

2019 SEASON HIGHS

Receptions: 7, at Wyoming
Receiving yards: 57, at Wyoming
Long reception: 23, at Wyoming

CAREER HIGHS

Receptions: 7, at Wyoming (10/26/19)
Receiving yards: 57, at Wyoming (10/26/19)
Long reception: 23, at Wyoming (10/26/19)



HENRY IKAIAHIFO

15 **TIGHT END // FR // 6-1 // 270**
Lancaster, Calif. (Paradote HS)

NOTES

-Caught two passes at Wyoming totaling 13 yards, both season highs
-Earned his first collegiate start in the win over Weber State
-Has played in all but one game during his rookie season

CAREER STATS

RECEIVING	g	rec	yards	td	long	rec/g	avg/c	avg/g
2019	11	5	22	0	10	0.5	4.4	2.0
TOTAL	11	5	22	0	10	0.5	4.4	2.0

2019 SEASON HIGHS

Receptions: 2, at Wyoming
Receiving yards: 13, at Wyoming
Long reception: 10, at Wyoming

CAREER HIGHS

Receptions: 2, at Wyoming (10/26/19)
Receiving yards: 13, at Wyoming (10/26/19)
Long reception: 10, at Wyoming (10/26/19)



REAGAN ROBERSON

31 **TIGHT END // JR // 6-1 // 250**
Gardnerville, Nev. (Douglas HS)

NOTES

-Given one of the team's Hustle Awards
-Made the game-winning reception in overtime in the 2018 Arizona Bowl victory
-Local product out of nearby Gardnerville and Douglas HS

CAREER STATS

RECEIVING	g	rec	yards	td	long	rec/g	avg/c	avg/g
2017	8	1	23	0	23	0.1	23.0	2.9
2018	13	3	25	1	11	0.2	8.3	1.9
2019	12	2	4	0	4	0.2	2.0	0.3
TOTAL	33	6	52	1	23	0.2	8.7	1.6

2019 SEASON HIGHS

Receptions: 1, at Oregon
Receiving yards: 4, at Oregon
Long reception: 4, at Oregon

CAREER HIGHS

Receptions: 2, vs. Arkansas State (12/29/18)
Receiving yards: 23, at Colorado State (10/14/17)
Receiving TDs: 1, vs. Arkansas State (12/29/18)
Long reception: 23, at Colorado State (10/14/17)



CRISHAUN LAPPIN

9 **TIGHT END // SO // 6-0 // 245**
Las Vegas, Nev. (Liberty HS)

NOTES

-Recorded a career-high 19-yard reception during the win over SJSU
-Made his first catch of the season vs. Hawai'i for a career-high five yards
-Earned his second start of the season at UTEP

CAREER STATS

RECEIVING	g	rec	yards	td	long	rec/g	avg/c	avg/g
2018	12	2	-1	0	1	0.2	-0.5	-0.1
2019	12	3	32	0	19	0.2	10.7	2.7
TOTAL	24	5	31	0	19	0.2	6.2	1.3

2019 SEASON HIGHS

Receptions: 1, Hawai'i; San José State
Receiving yards: 19, San José State
Long reception: 19, San José State

CAREER HIGHS

Receptions: 2, vs. Arkansas State (12/29/18)
Receiving yards: 19, San José State (10/12/19)
Long reception: 19, San José State (10/12/19)



MILES BEACH

72 OFFENSIVE LINE // JR // 6-4 // 280
Los Gatos, Calif. (Los Gatos HS)

NOTES

- Moved over to left tackle after Jake Nelson's season-ending injury
- Will bring veteran leadership to The Union in 2019
- Appeared in 10 games on the offensive line

CAREER STATS

PARTICIPATION	g	
2016	0	No other statistics
2017	11	No other statistics
2018	10	No other statistics
2019	12	No other statistics
TOTAL	33	No other statistics



AARON FROST

65 OFFENSIVE LINE // SO // 6-5 // 290
Long Beach, Calif. (Long Beach Poly HS)

NOTES

- Appeared in seven contests during his true freshman year
- Made two starts on the O-line in 2018, at Toledo and Air Force
- Originally came to Nevada as a defensive lineman

CAREER STATS

TACKLES	g	ua	a	total	tfl	pd	ff	fr	blk	qbh
2018	7	0	0	0	0.0-0	0	0	0	0	0
2019	12	0	1	1	0.0-0	0	0	0	0	0
TOTAL	19	0	1	1	0.0-0	0	0	0	0	0



GRAY DAVIS

67 OFFENSIVE LINE // SO // 6-4 // 305
Dallas, Texas (Parish Episcopal HS)

NOTES

- Has started six consecutive games for Nevada at left guard
- Earned his first career start in the win over SJSU
- Appeared in all but one game last season, mainly on extra point attempts

CAREER STATS

PARTICIPATION	g	
2017	0	No other statistics
2018	12	No other statistics
2019	12	No other statistics
TOTAL	24	No other statistics



NATE BROWN

76 OFFENSIVE LINE // JR // 6-4 // 300
Tracy, Calif. (Tracy HS)

NOTES

- Given the team's Basalite Big Blocker of the Year award
- Has started in 24 consecutive games on the offensive line
- One of two returning starters on the offensive line

CAREER STATS

PARTICIPATION	g	
2016	0	No other statistics
2017	9	No other statistics
2018	13	No other statistics
2019	12	No other statistics
TOTAL	34	No other statistics



NATHAN EDWARDS

70 OFFENSIVE LINE // JR // 6-4 // 290
Reno, Nev. (Galena HS)

NOTES

- Earned his first collegiate start at center in the opener vs. Purdue
- Former walk-on who earned a scholarship during fall camp
- His father, Tony Edwards, was also a member of The Union in the 80s

CAREER STATS

PARTICIPATION	g	
2016	0	No other statistics
2017	1	No other statistics
2018	12	No other statistics
2019	12	No other statistics
TOTAL	25	No other statistics



DOM
PETERSON

99 DEFENSIVE TACKLE // SO // 6-0 // 295
Harbor City, Calif. (Narbonne HS)

NOTES

- Named an All-Mountain West first team selection for the first time in his career
- Leads the team with 13.5 tackles for loss and 8.0 sacks this season
- Has recorded at least 1.0 TFL in 11 of his last 12 games played

CAREER STATS

TACKLES	g	ua	a	total	tfl	pd	ff	fr	blk	qbh
2018	13	24	20	44	10.5-29	1	1	1	0	0
2019	11	22	14	36	13.5-58	0	1	0	0	0
TOTAL	24	46	34	80	24.0-87	1	2	1	0	0
SACKS	g	ua	a	total	yards					
2018	13	2	2	3.0	17					
2019	11	8	0	8.0	48					
TOTAL	24	10	2	11.0	65					

2019 GAME-BY-GAME

	GP/GS	UA	A	TOT	TFL-YDS	SCK-YDS	FF	FR	INT-YDS	QBH	BRUP
Purdue	1/1	1	1	2	1.0-3	1.0-3	1	-	-	-	-
at Oregon	1/1	2	3	5	1.0-2	1.0-2	-	-	-	-	-
Weber State	1/1	2	0	2	2.0-6	-	-	-	-	-	-
at UTEP	1/1	2	7	9	1.0-4	1.0-4	-	-	-	-	-
Hawai'i	1/1	-	-	-	-	-	-	-	-	-	-
SJSU	1/1	2	0	2	1.0-1	-	-	-	-	-	-
at Utah State	1/1	3	2	5	1.0-5	1.0-5	-	-	-	-	-
at Wyoming	Did not play										
New Mexico	1/1	4	0	4	3.0-26	2.0-25	-	-	-	-	-
SDSU	1/1	2	1	3	1.0-1	-	-	-	-	-	-
at Fresno State	1/1	2	1	3	1.5-3	1.0-2	-	-	-	-	-
UNLV	1/1	1	1	2	1.0-7	1.0-7	-	-	-	-	-

2019 SEASON HIGHS

- Tackles: 9, at UTEP
- Tackles for loss: 3.0, New Mexico
- Sacks: 2.0, New Mexico
- Fumbles forced: 1, Purdue

CAREER HIGHS

- Tackles: 9, at UTEP (9/21/19)
- Tackles for loss: 3.0, New Mexico (11/2/19)
- Sacks: 2.0, New Mexico (11/2/19)
- Fumbles forced: 1, at Hawai'i (10/20/18)
- Fumbles recovered: 1, at Vanderbilt (9/8/18)



SAM
HAMMOND

98 DEFENSIVE TACKLE // JR // 6-5 // 275
Yerington, Nev. (Yerington HS)

NOTES

- Named the MW Defensive Player of the Week after nine tackles and a sack at SDSU
- Recorded a career-high five tackles at Wyoming
- Forced a fumble for the first time in his career vs. Weber State

CAREER STATS

TACKLES	g	ua	a	total	tfl	pd	ff	fr	blk	qbh
2017	12	1	0	1	0.0-0	0	0	0	0	0
2018	13	5	12	17	1.0-5	0	0	1	1	0
2019	12	14	15	29	1.5-9	0	0	0	0	2
TOTAL	37	20	27	47	2.5-14	0	0	1	1	2
SACKS	g	ua	a	total	yards					
2017	12	0	0	0.0	0					
2018	13	0	2	1.0	5					
2019	12	0	3	1.5	8					
TOTAL	37	0	5	2.5	13					

2019 GAME-BY-GAME

	GP/GS	UA	A	TOT	TFL-YDS	SCK-YDS	FF	FR	INT-YDS	QBH	BRUP
Purdue	1/0	0	1	1	0.5-1	-	-	-	-	-	-
at Oregon	1/0	0	2	2	-	-	-	-	-	-	-
Weber State	1/0	0	1	1	-	0.5-0	1	-	-	-	-
at UTEP	1/0	-	-	-	-	-	-	-	-	1	-
Hawai'i	1/0	-	-	-	-	-	-	-	-	-	-
SJSU	1/0	1	0	1	-	-	-	-	-	-	-
at Utah State	1/1	1	1	2	-	-	-	-	-	-	-
at Wyoming	1/1	4	1	5	-	-	-	-	-	-	-
New Mexico	1/0	1	1	2	-	-	-	-	-	-	-
SDSU	1/1	4	5	9	1.0-8	1.0-8	-	-	-	-	-
at Fresno State	1/1	2	1	3	-	-	-	-	-	-	-
UNLV	1/1	1	2	3	-	-	-	-	-	-	-

2019 SEASON HIGHS

- Tackles: 9, at San Diego State
- Tackles for loss: 1.0, at San Diego State
- Sacks: 1.0, at San Diego State

CAREER HIGHS

- Tackles: 9, at San Diego State (11/9/19)
- Tackles for loss: 1.0, at San Diego State (11/9/19)
- Sacks: 1.0, at San Diego State (11/9/19)
- Fumbles recovered: 1, San Diego State (10/27/18)
- Blocked kicks: 1, Portland State (8/31/18)



CHRIS
GREEN

54

NOSE TACKLE // JR // 6-2 // 305

Los Angeles, Calif. (Los Angeles HS)

NOTES

- Recorded his first sack of the season, and second of his career, vs. UNLV
- Earned his fourth consecutive start at San Diego State
- Collected a career-best 2.0 tackles for loss against Hawai'i and a season-high four tackles

CAREER STATS

TACKLES	g	ua	a	total	tfl	pd	ff	fr	blk	qbh
2017	8	2	1	3	1.0-2	0	0	0	0	0
2018	10	5	7	12	0.5-0	0	0	0	0	0
2019	12	13	3	16	5.5-17	0	0	0	0	0
TOTAL	30	20	11	31	7.0-19	0	0	0	0	0

SACKS	g	ua	a	total	yards
2017	8	1	0	1.0	2
2018	10	0	1	0.5	0
2019	12	1	0	1.0	6
TOTAL	30	2	1	2.5	8

2019 GAME-BY-GAME

	GP/GS	UA	A	TOT	TFL-YDS	SCK-YDS	FF	FR	INT-YDS	QBH	BRUP
Purdue	1/0	2	0	2	1.0-2	-	-	-	-	-	-
at Oregon	1/0	1	1	2	0.5-1	-	-	-	-	-	-
Weber State	1/0	1	0	1	-	-	-	-	-	-	-
at UTEP	1/0	-	-	-	-	-	-	-	-	-	-
Hawai'i	1/0	4	0	4	2.0-3	-	-	-	-	-	-
SJSU	1/0	-	-	-	-	-	-	-	-	-	-
at Utah State	1/1	2	0	2	-	-	-	-	-	-	-
at Wyoming	1/1	1	0	1	-	-	-	-	-	-	-
New Mexico	1/1	1	0	1	-	-	-	-	-	-	-
SDSU	1/1	-	-	-	-	-	-	-	-	-	-
at Fresno State	1/0	0	2	2	1.0-5	-	-	-	-	-	-
UNLV	1/0	1	0	1	1.0-6	1.0-6	-	-	-	-	-

2019 SEASON HIGHS

Tackles: 4, Hawai'i
Tackles for loss: 2.0, Hawai'i
Sacks: 1.0, UNLV

CAREER HIGHS

Tackles: 5, Boise State (10/13/18)
Tackles for loss: 2.0, Hawai'i (9/28/19)
Sacks: 1.0, Air Force (10/20/17); UNLV (11/30/19)



HAUSIA
SEKONA

96

NOSE TACKLE // SR // 6-0 // 280

Salt Lake City, Utah (East HS)

NOTES

- Has recorded at least a half TFL in four of his last five games
- Recorded the first sack of his career at Wyoming that went for a loss of nine yards
- Named one of four team captains for the 2019 season

CAREER STATS

TACKLES	g	ua	a	total	tfl	pd	ff	fr	blk	qbh
2016	11	12	12	24	2.5-3	1	0	0	0	1
2017	12	18	15	33	2.5-8	0	0	2	0	1
2018	12	13	18	31	3.5-4	0	1	0	0	0
2019	12	17	13	30	3.5-17	0	0	0	0	0
TOTAL	47	60	58	118	12.0-32	1	1	2	0	2

SACKS	g	ua	a	total	yards
2016	11	0	0	0.0	0
2017	12	0	0	0.0	0
2018	12	0	0	0.0	0
2019	12	1	1	1.5	13
TOTAL	47	1	1	1.5	13

2019 GAME-BY-GAME

	GP/GS	UA	A	TOT	TFL-YDS	SCK-YDS	FF	FR	INT-YDS	QBH	BRUP
Purdue	1/1	1	0	1	-	-	-	-	-	-	-
at Oregon	1/1	4	3	7	-	-	-	-	-	-	-
Weber State	1/1	-	-	-	-	-	-	-	-	-	-
at UTEP	1/1	0	1	1	-	-	-	-	-	-	-
Hawai'i	1/1	2	1	3	0.5-1	-	-	-	-	-	-
SJSU	1/1	1	0	1	-	-	-	-	-	-	-
at Utah State	1/0	1	1	2	-	-	-	-	-	-	-
at Wyoming	1/0	2	1	3	1.0-9	1.0-9	-	-	-	-	-
New Mexico	1/1	1	1	2	-	-	-	-	-	-	-
SDSU	1/0	0	1	1	0.5-4	0.5-4	-	-	-	-	-
at Fresno State	1/1	2	2	4	0.5-1	-	-	-	-	-	-
UNLV	1/1	3	2	5	1.0-2	-	-	-	-	-	-

2019 SEASON HIGHS

Tackles: 7, at Oregon
Tackles for loss: 1.0, at Wyoming; UNLV
Sacks: 1.0, at Wyoming

CAREER HIGHS

Tackles: 9, Toledo (9/9/17)
Tackles for loss: 1.0, Nine times; most recent vs. UNLV (11/30/19)
Sacks: 1.0, at Wyoming (10/26/19)
Fumbles forced: 1, at Vanderbilt (9/8/18)
Fumbles recovered: 2, San Jose State (11/11/17)



GABRIEL SEWELL

7 **LINEBACKER // SR // 6-0 // 245**
St. George, Utah (Desert Hills HS)

NOTES

- Named an All-Mountain West honorable mention
- Leads all defenders with 281 career tackles
- Notched nine tackles in the win at SDSU, a season best

CAREER STATS

TACKLES	g	ua	a	total	tfl	pd	ff	fr	blk	qbh
2016	12	48	30	78	5.5-8	0	1	0	1	0
2017	11	35	24	59	3.0-13	1	0	2	0	0
2018	13	50	42	92	7.5-20	2	1	2	0	2
2019	12	24	28	52	5.5-14	1	1	0	0	0
TOTAL	48	157	124	281	21.5-55	4	3	4	1	2

SACKS	g	ua	a	total	yards
2016	12	0	0	0.0	0
2017	11	0	1	0.5	5
2018	13	3	0	3.0	9
2019	12	0	0	0.0	0
TOTAL	48	3	1	3.5	14

2019 GAME-BY-GAME

	GP/GS	UA	A	TOT	TFL-YDS	SCK-YDS	FF	FR	INT-YDS	QBH	BRUP
Purdue	1/1	2	3	5	0.5-1	-	-	-	-	-	-
at Oregon	1/1	2	3	5	-	-	-	-	-	-	-
Weber State	1/1	4	2	6	3.5-11	-	-	-	-	-	-
at UTEP	1/1	2	1	3	-	-	-	-	-	-	-
Hawai'i	1/1	1	1	2	-	-	-	-	-	-	-
SJSU	1/1	0	3	3	-	-	-	-	-	-	-
at Utah State	1/1	1	3	4	-	-	1	-	-	-	1
at Wyoming	1/1	2	3	5	-	-	-	-	-	-	-
New Mexico	1/1	2	2	4	-	-	-	-	-	-	-
SDSU	1/1	5	4	9	1.0-1	-	-	-	-	-	-
at Fresno State	1/1	1	1	2	0.5-1	-	-	-	-	-	-
UNLV	1/1	2	2	4	-	-	-	-	-	-	-

2019 SEASON HIGHS

Tackles: 9, at San Diego State
Tackles for loss: 3.5, Weber State
Fumbles forced: 1, at Utah State
Pass breakups: 1, at Utah State

CAREER HIGHS

Tackles: 13, Boise State (10/13/18)
Tackles for loss: 3.5, Weber State (9/14/19)
Sacks: 1.0, Three times; most recent at Hawai'i (10/20/18)
Fumbles forced: 1, Three times; most recent at Utah State (10/19/19)
Fumbles recovered: 1, Four times; most recent vs. Boise State (10/13/18)
Blocked kicks: 1, San Diego State (11/12/16)
Pass breakups: 2, San Diego State (10/27/18)



MALIEK BROADY

16 **LINEBACKER // SR // 5-11 // 225**
Las Vegas, Nev. (Sierra Vista HS)

NOTES

- Collected two sacks at Utah State, the first multi-sack game of his career
- Earned his first collegiate start in week one vs. Purdue
- Began his time at Nevada as a running back before switching to linebacker in 2018

CAREER STATS

TACKLES	g	ua	a	total	tfl	pd	ff	fr	blk	qbh
2016	5	1	0	1	0.0-0	0	0	0	0	0
2017	11	1	1	2	0.0-0	0	0	0	0	0
2018	13	12	5	17	5.0-17	1	0	0	0	0
2019	11	15	5	20	2.0-22	0	1	0	0	0
TOTAL	40	29	11	40	7.0-39	1	1	0	0	0

SACKS	g	ua	a	total	yards
2016	5	0	0	0.0	0
2017	11	0	0	0.0	0
2018	13	2	0	2.0	14
2019	11	2	0	2.0	22
TOTAL	40	4	0	4.0	36

2019 GAME-BY-GAME

	GP/GS	UA	A	TOT	TFL-YDS	SCK-YDS	FF	FR	INT-YDS	QBH	BRUP
Purdue	1/1	1	2	3	-	-	-	-	-	-	-
at Oregon	1/1	3	1	4	-	-	-	-	-	-	-
Weber State	Did not play										
at UTEP	1/0	1	0	1	-	-	-	-	-	-	-
Hawai'i	1/0	-	-	-	-	-	-	-	-	-	-
SJSU	1/0	-	-	-	-	-	-	-	-	-	-
at Utah State	1/0	4	1	5	2.0-22	2.0-22	1	-	-	-	-
at Wyoming	1/0	1	1	2	-	-	-	-	-	-	-
New Mexico	1/0	2	0	2	-	-	-	-	-	-	-
SDSU	1/0	-	-	-	-	-	-	-	-	-	-
at Fresno State	1/0	3	0	3	-	-	-	-	-	-	-
UNLV	1/0	-	-	-	-	-	-	-	-	-	-

2019 SEASON HIGHS

Tackles: 5, at Utah State
Tackles for loss: 2.0, at Utah State
Sacks: 2.0, at Utah State
Fumbles recovered: 1, at Utah State

CAREER HIGHS

Tackles: 5, vs. Arkansas State (12/29/18); at Utah State (10/19/19)
Tackles for loss: 2.0, Oregon State (9/15/18); at Utah State (10/19/19)
Sacks: 2.0, at Utah State (10/19/19)
Fumbles recovered: 1, at Utah State (10/19/19)



**LUCAS
WEBER**

24 LINEBACKER // SR // 6-1 // 230
Reno, Nev. (McQueen HS)

NOTES

- Named a CoSIDA First Team Academic All-America selection
- Sidelined for a number of weeks after suffering an ankle injury prior to week nine
- Named one of four team captains for the 2019 season

CAREER STATS

TACKLES	g	ua	a	total	tfl	pd	ff	fr	blk	qbh
2015	8	0	0	0	0.0-0	0	0	0	0	0
2016	1	2	1	3	0.0-0	0	0	0	0	0
2017	12	11	13	24	2.0-10	0	1	0	0	0
2018	12	33	23	56	10.5-61	1	0	1	0	1
2019	5	6	5	11	1.0-4	0	0	1	0	0
TOTAL	38	52	42	94	13.5-75	1	1	2	0	1

SACKS	g	ua	a	total	yards
2015	8	0	0	0.0	0
2016	1	0	0	0.0	0
2017	12	1	0	1.0	7
2018	12	5	1	5.5	44
2019	5	0	0	0.0	0
TOTAL	38	6	1	6.5	51

2019 GAME-BY-GAME

	GP/GS	UA	A	TOT	TFL-YDS	SCK-YDS	FF	FR	INT-YDS	QBH	BRUP
Purdue	1/1	2	1	3	-	-	-	1	-	-	-
at Oregon	1/1	2	1	3	-	-	-	-	-	-	-
Weber State	1/1	1	0	1	1.0-4	-	-	-	-	-	-
at UTEP	1/1	0	3	3	-	-	-	-	-	-	-
Hawai'i	Did not play										
SJSU	1/1	1	0	1	-	-	-	-	-	-	-
at Utah State	Did not play										
at Wyoming	Did not play										
New Mexico	Did not play										
SDSU	Did not play										
at Fresno State	Did not play										
UNLV	Did not play										

2019 SEASON HIGHS

Tackles: 3, Three times; most recent at UTEP
Tackles for loss: 1.0, Weber State
Fumbles recovered: 1, Purdue

CAREER HIGHS

Tackles: 10, Portland State (8/31/18)
Tackles for loss: 3.0, at San Jose State (11/17/18)
Sacks: 2.0, Portland State (8/31/18)
Fumbles forced: 1, at Fresno State (9/30/17)
Fumbles recovered: 1, at Air Force (9/29/18); Purdue (8/30/19)



**KYLE
ADAMS**

52 LINEBACKER // SR // 5-11 // 225
Ladera Ranch, Calif. (Saddleback College)

NOTES

- Given one of the team's Hustle Awards
- Notched a season-high seven tackles at Wyoming
- Has started five consecutive games

CAREER STATS

TACKLES	g	ua	a	total	tfl	pd	ff	fr	blk	qbh
2017	11	10	2	12	0.5-1	0	0	0	0	0
2018	13	16	13	29	3.0-11	1	0	0	0	0
2019	12	24	13	37	3.0-7	0	1	0	0	0
TOTAL	36	50	28	78	6.5-19	1	1	0	0	0

2019 GAME-BY-GAME

	GP/GS	UA	A	TOT	TFL-YDS	SCK-YDS	FF	FR	INT-YDS	QBH	BRUP
Purdue	1/0	2	0	2	-	-	-	-	-	-	-
at Oregon	1/0	1	1	2	-	-	-	-	-	-	-
Weber State	1/0	-	-	-	-	-	-	-	-	-	-
at UTEP	1/0	1	4	5	-	-	-	-	-	-	-
Hawai'i	1/0	1	0	1	-	-	-	-	-	-	-
SJSU	1/0	1	1	2	-	-	-	-	-	-	-
at Utah State	1/1	1	2	3	1.0-1	-	-	-	-	-	-
at Wyoming	1/1	6	1	7	-	-	-	-	-	-	-
New Mexico	1/1	2	3	5	-	-	-	-	-	-	-
SDSU	1/1	3	1	4	1.0-3	-	-	-	-	-	-
at Fresno State	1/1	3	0	3	1.0-3	-	-	-	-	-	-
UNLV	1/1	3	0	3	-	-	-	-	-	-	-

2019 SEASON HIGHS

Tackles: 7, at Wyoming
Tackles for loss: 1.0, Three times; most recent at Fresno State

CAREER HIGHS

Tackles: 8, Boise State (10/13/18)
Tackles for loss: 1.5, Portland State (8/31/18); Fresno State (10/6/18)
Pass breakups: 1, Colorado State (11/10/18)



LAWSON HALL

30 LINEBACKER // JR // 6-0 // 230
Harbor City, Calif. (Narbonne HS)

NOTES

- Recorded his second interception of the season in the win at Fresno State
- Combined for a sack at SDSU, his first since the week five Hawai'i game
- Led the Pack with a season-high eight tackles, including a half TFL vs. Weber State

CAREER STATS

TACKLES	g	ua	a	total	tfl	pd	ff	fr	blk	qbh
2017	12	15	21	36	2.0-3	0	0	1	0	0
2018	13	11	12	23	2.5-4	0	0	0	0	0
2019	12	29	20	49	3.0-12	4	0	0	0	0
TOTAL	37	55	53	108	7.5-19	4	0	1	0	0

SACKS	g	ua	a	total	yards
2017	12	0	0	0.0	0
2018	13	0	0	0.0	0
2019	12	1	1	1.5	10
TOTAL	37	1	1	1.5	10

INTERCEPTIONS	g	no.	yards	td	long	avg/r	avg/g
2017	12	0	0	0	0	0.0	0.0
2018	13	0	0	0	0	0.0	0.0
2019	12	2	2	0	2	1.0	0.2
TOTAL	37	2	2	0	2	1.0	0.1

2019 GAME-BY-GAME

	GP/GS	UA	A	TOT	TFL-YDS	SCK-YDS	FF	FR	INT-YDS	QBH	BRUP
Purdue	1/0	4	1	5	-	-	-	-	-	-	1
at Oregon	1/0	-	-	-	-	-	-	-	-	-	-
Weber State	1/1	5	3	8	0.5-1	-	-	-	-	-	-
at UTEP	1/1	2	6	8	-	-	-	-	1-2	-	-
Hawai'i	1/1	5	1	6	1.0-7	1.0-7	-	-	-	-	-
SJSU	1/1	1	1	2	-	-	-	-	-	-	1
at Utah State	1/1	4	2	6	1.0-1	-	-	-	-	-	-
at Wyoming	1/1	1	1	2	-	-	-	-	-	-	-
New Mexico	1/1	2	2	4	-	-	-	-	-	-	-
SDSU	1/1	3	2	5	0.5-3	0.5-3	-	-	-	-	-
at Fresno State	1/1	-	-	-	-	-	-	-	1-0	-	-
UNLV	1/1	2	1	3	-	-	-	-	-	-	-

2019 SEASON HIGHS

Tackles: 8, Weber State; at UTEP
Tackles for loss: 1.0, Hawai'i; at Utah State
Sacks: 1.0, Hawai'i
Interceptions: 1, at UTEP; at Fresno State
Pass breakups: 1, Purdue; San José State

CAREER HIGHS

Tackles: 9, Air Force (10/20/17)
Tackles for loss: 1.0, Six times; most recent at Utah State (10/19/19)
Sacks: 1.0, Hawai'i (9/28/19)
Interceptions: 1, at UTEP (9/21/19); at Fresno State (11/23/19)
Fumbles recovered: 1, UNLV (11/25/17)
Pass breakups: 1, Purdue (8/30/19); San José State (10/12/19)



DANIEL BROWN

25 CORNERBACK // SR // 5-11 // 180
Carson, Calif. (Narbonne HS)

NOTES

- Named an All-Mountain West honorable mention
- Picked off his fourth pass of the season at SDSU, tied for ninth nationally with four picks
- Has recorded at least one tackle in all 10 games he's played this year

CAREER STATS

INTERCEPTIONS	g	no.	yards	td	long	avg/r	avg/g
2016	10	0	0	0	0	0.0	0.0
2017	10	0	0	0	0	0.0	0.0
2018	13	1	42	1	42	42.0	3.2
2019	10	4	24	0	22	6.0	2.4
TOTAL	43	5	66	1	42	13.2	1.5

TACKLES	g	ua	a	total	tfl	pd	ff	fr	blk	qbh
2016	10	5	2	7	0.0-0	0	0	0	0	0
2017	10	8	6	14	0.0-0	2	0	0	0	0
2018	13	39	14	53	1.5-7	12	0	0	0	0
2019	10	29	12	41	3.0-12	9	0	0	0	0
TOTAL	43	81	34	115	4.5-19	23	0	0	0	0

2019 GAME-BY-GAME

	GP/GS	UA	A	TOT	TFL-YDS	SCK-YDS	FF	FR	INT-YDS	QBH	BRUP
Purdue	1/1	1	4	5	1.0-4	-	-	-	2-0	-	1
at Oregon	1/1	3	2	5	-	-	-	-	-	-	-
Weber State	1/1	0	1	1	-	-	-	-	1-2	-	-
at UTEP	1/1	1	3	4	1.0-5	-	-	-	-	-	-
Hawai'i	1/1	0	1	1	-	-	-	-	-	-	-
SJSU	1/1	4	0	4	1.0-3	-	-	-	-	-	-
at Utah State	Did not play										
at Wyoming	Did not play										
New Mexico	1/1	5	0	5	-	-	-	-	-	-	1
SDSU	1/1	4	1	5	-	-	-	-	1-22	-	-
at Fresno State	1/1	6	0	6	-	-	-	-	-	-	2
UNLV	1/1	5	0	5	-	-	-	-	-	-	1

2019 SEASON HIGHS

Tackles: 6, at Fresno State
Tackles for loss: 1.0, Three times; most recent vs. San José State
Pass breakups: 2, at Fresno State
Interceptions: 2, Purdue
Long interception return: 22, at San Diego State

CAREER HIGHS

Tackles: 7, at Vanderbilt (9/8/18)
Tackles for loss: 1.0, Four times; most recent vs. San José State (10/12/19)
Pass breakups: 2, Four times; most recent at Fresno State (11/23/19)
Interceptions: 2, Purdue (8/30/19)
Long interception return: 42, Portland State (8/31/18)
Touchdowns: 1, Portland State (8/31/18)



EJ MUHAMMAD

4 **CORNERBACK // SR // 5-11 // 190**
DeSoto, Texas (DeSoto HS)

NOTES

- Tied his season high of two pass breakups in the win at SDSU
- Returned to the field vs. SJSU and led the team with eight total tackles
- Recorded a single game career-high 10 tackles in the opener vs. Purdue

CAREER STATS

TACKLES	g	ua	a	total	tfl	pd	ff	fr	blk	qbh
2016	12	10	3	13	0.0-0	1	1	0	0	0
2017	9	7	5	12	1.0-2	0	0	0	0	0
2018	2	4	4	8	0.0-0	2	0	0	0	0
2019	11	36	17	53	0.5-1	6	1	1	0	0
TOTAL	34	57	29	86	1.5-3	9	2	1	0	0

2019 GAME-BY-GAME

	GP/GS	UA	A	TOT	TFL-YDS	SCK-YDS	FF	FR	INT-YDS	QBH	BRUP
Purdue	1/1	5	5	10	-	-	1	1	-	-	-
at Oregon	1/1	2	2	4	0.5-1	-	-	-	-	-	-
Weber State	1/1	2	0	2	-	-	-	-	-	-	2
at UTEP	1/1	2	4	6	-	-	-	-	-	-	-
Hawai'i	Did not play										
SJSU	1/1	7	1	8	-	-	-	-	-	-	-
at Utah State	1/1	0	2	2	-	-	-	-	-	-	1
at Wyoming	1/1	1	0	1	-	-	-	-	-	-	-
New Mexico	1/1	3	1	4	-	-	-	-	-	-	1
SDSU	1/1	4	1	5	-	-	-	-	-	-	2
at Fresno State	1/1	5	1	6	-	-	-	-	-	-	-
UNLV	1/1	5	0	5	-	-	-	-	-	-	-

2019 SEASON HIGHS

Tackles: 10, Purdue
Tackles for loss: 0.5, at Oregon
Fumbles forced: 1, Purdue
Fumbles recovered: 1, Purdue
Pass breakups: 2, Weber State; at San Diego State

CAREER HIGHS

Tackles: 10, Purdue (8/30/19)
Tackles for loss: 1.0, Idaho State (9/16/17)
Fumbles forced: 1, San Diego State (11/12/16); Purdue (8/30/19)
Fumbles recovered: 1, Purdue (8/30/19)
Pass breakups: 2, Weber State (9/14/19); at San Diego State (11/9/19)



BERDALE ROBINS

1 **CORNERBACK // JR // 5-9 // 180**
Los Angeles, Calif. (Los Angeles HS)

NOTES

- Picked off a pass for the second consecutive game at Wyoming
- Got the first start of his career in week five vs. Hawai'i with a season-high five tackles
- Recorded three pass breakups in week one vs. Purdue, tying his single game high

CAREER STATS

TACKLES	g	ua	a	total	tfl	pd	ff	fr	blk	qbh
2017	7	0	0	0	0.0-0	1	0	0	0	0
2018	10	13	3	16	0.0-0	6	0	0	0	0
2019	12	12	5	17	0.0-0	7	0	1	0	0
TOTAL	29	25	8	33	0.0-0	14	0	1	0	0

INTERCEPTIONS	g	no.	yards	td	long	avg/r	avg/g
2017	7	0	0	0	0	0.0	0.0
2018	10	1	0	0	0	0.0	0.0
2019	12	2	5	0	5	2.5	0.4
TOTAL	29	3	5	0	5	1.7	0.2

2019 GAME-BY-GAME

	GP/GS	UA	A	TOT	TFL-YDS	SCK-YDS	FF	FR	INT-YDS	QBH	BRUP
Purdue	1/0	1	0	1	-	-	-	-	-	-	3
at Oregon	1/0	2	1	3	-	-	-	-	-	-	-
Weber State	1/0	-	-	-	-	-	-	-	-	-	-
at UTEP	1/0	0	1	1	-	-	-	-	-	-	-
Hawai'i	1/1	4	1	5	-	-	-	-	-	-	1
SJSU	1/0	-	-	-	-	-	-	-	-	-	1
at Utah State	1/1	2	1	3	-	-	-	1	1-5	-	-
at Wyoming	1/1	1	1	2	-	-	-	-	1-0	-	-
New Mexico	1/0	-	-	-	-	-	-	-	-	-	-
SDSU	1/0	-	-	-	-	-	-	-	-	-	-
at Fresno State	1/0	2	0	2	-	-	-	-	-	-	-
UNLV	1/0	-	-	-	-	-	-	-	-	-	-

2019 SEASON HIGHS

Tackles: 5, Hawai'i
Interceptions: 1, at Utah State; at Wyoming
Fumbles recovered: 1, at Utah State
Pass breakups: 3, Purdue

CAREER HIGHS

Tackles: 9, Oregon State (9/15/18)
Pass breakups: 3, Oregon State (9/15/18); Purdue (8/30/19)
Interceptions: 1, Three times; most recent at Wyoming (10/26/19)
Fumbles recovered: 1, at Utah State (10/19/19)



TYSON

WILLIAMS

6

SAFETY // SO // 5-9 // 195

Dothan, Ala. (Dothan HS)

NOTES

- Leads the team with 77 total tackles on the year
- Had a career-high two pass breakups in the win over SJSU
- Had his first career interception at UTEP and led the team with 11 tackles

CAREER STATS

TACKLES	g	ua	a	total	tfl	pd	ff	fr	blk	qbh
2017	0	0	0	0	0.0-0	0	0	0	0	0
2018	10	16	4	20	1.0-4	2	0	0	0	0
2019	12	43	34	77	1.0-1	8	0	0	0	0
TOTAL	22	59	38	97	2.0-5	10	0	0	0	0

INTERCEPTIONS	g	no.	yards	td	long	avg/r	avg/g
2017	0	0	0	0	0	0.0	0.0
2018	10	0	0	0	0	0.0	0.0
2019	12	1	14	0	14	14.0	1.2
TOTAL	22	1	14	0	14	14.0	0.6

2019 GAME-BY-GAME

	GP/GS	UA	A	TOT	TFL-YDS	SCK-YDS	FF	FR	INT-YDS	QBH	BRUP
Purdue	1/1	6	6	12	-	-	-	-	-	-	-
at Oregon	1/1	3	2	5	-	-	-	-	-	-	-
Weber State	1/1	3	1	4	1.0-1	-	-	-	-	-	-
at UTEP	1/1	3	8	11	-	-	-	-	1-14	-	-
Hawai'i	1/1	3	0	3	-	-	-	-	-	-	-
SJSU	1/1	2	1	3	-	-	-	-	-	-	2
at Utah State	1/1	0	6	6	-	-	-	-	-	-	2
at Wyoming	1/1	3	0	3	-	-	-	-	-	-	-
New Mexico	1/1	5	2	7	-	-	-	-	-	-	1
SDSU	1/1	3	5	8	-	-	-	-	-	-	-
at Fresno State	1/1	8	1	9	-	-	-	-	-	-	-
UNLV	1/1	4	2	6	-	-	-	-	-	-	2

2019 SEASON HIGHS

Tackles: 12, Purdue
Tackles for loss: 1.0, Weber State
Interceptions: 1, at UTEP
Pass breakups: 2, Three times; most recent vs. UNLV

CAREER HIGHS

Tackles: 12, Purdue (8/30/19)
Tackles for loss: 1.0, at Air Force (9/29/18)
Interceptions: 1, at UTEP (9/21/19)
Pass breakups: 2, Three times; most recent vs. UNLV (11/30/19)



JORDAN

LEE

13

SAFETY // SO // 5-11 // 200

Las Vegas, Nev. (Bishop Gorman HS)

NOTES

- Notched the first sack of his career, which went for a loss of 22 yards at Fresno State
- Tied his career high of five tackles at Fresno State
- Was awarded a scholarship at the team's postseason awards banquet

CAREER STATS

TACKLES	g	ua	a	total	tfl	pd	ff	fr	blk	qbh
2018	12	2	2	4	0.0-0	0	0	0	0	0
2019	12	23	8	31	4.0-27	1	0	0	0	0
TOTAL	24	25	10	35	4.0-27	1	0	0	0	0

SACKS	g	ua	a	total	yards
2018	12	0	0	0.0	0
2019	12	1	0	1.0	22
TOTAL	24	1	0	1.0	22

INTERCEPTIONS	g	no.	yards	td	long	avg/r	avg/g
2018	12	0	0	0	0	0.0	0.0
2019	12	1	0	0	0	0.0	0.0
TOTAL	24	1	0	0	0	0.0	0.0

2019 GAME-BY-GAME

	GP/GS	UA	A	TOT	TFL-YDS	SCK-YDS	FF	FR	INT-YDS	QBH	BRUP
Purdue	1/0	1	1	2	1.0-1	-	-	-	-	-	-
at Oregon	1/0	1	0	1	-	-	-	-	-	-	-
Weber State	1/0	1	0	1	1.0-1	-	-	-	-	-	-
at UTEP	1/0	2	0	2	-	-	-	-	1-0	-	-
Hawai'i	1/0	2	0	2	-	-	-	-	-	-	-
SJSU	1/0	-	-	-	-	-	-	-	-	-	-
at Utah State	1/0	-	-	-	-	-	-	-	-	-	-
at Wyoming	1/0	3	2	5	-	-	-	-	-	-	-
New Mexico	1/1	4	1	5	-	-	-	-	-	-	-
SDSU	1/1	2	2	4	-	-	-	-	-	-	-
at Fresno State	1/1	4	1	5	2.0-25	1.0-22	-	-	-	-	-
UNLV	1/1	3	1	4	-	-	-	-	-	-	-

2019 SEASON HIGHS

Tackles: 5, Three times; most recent at Fresno State
Tackles for loss: 2.0, at Fresno State
Sacks: 1.0, at Fresno State
Interceptions: 1, at UTEP

CAREER HIGHS

Tackles: 5, Three times; most recent at Fresno State (11/23/19)
Tackles for loss: 2.0, at Fresno State (11/23/19)
Sacks: 1.0, at Fresno State (11/23/19)
Interceptions: 1, at UTEP (9/21/19)



MAR'QUETTE JACKSON

12 SAFETY // JR // 5-11 // 210
Los Angeles, Calif. (Dorsey HS)

NOTES

- Started in back-to-back games in weeks nine and 10
- Made a career-high seven tackles in week five against Hawai'i
- Recorded six total tackles and half of a tackle for loss in 2018

CAREER STATS

TACKLES	g	ua	a	total	tfl	pd	ff	fr	blk	qbh
2017	5	3	1	4	0.0-0	0	0	0	0	0
2018	8	2	4	6	0.5-1	0	0	0	0	0
2019	10	11	9	20	0.0-0	0	0	0	0	0
TOTAL	23	16	14	30	0.5-1	0	0	0	0	0

2019 GAME-BY-GAME

	GP/GS	UA	A	TOT	TFL-YDS	SCK-YDS	FF	FR	INT-YDS	QBH	BRUP
Purdue	1/0	-	-	-	-	-	-	-	-	-	-
at Oregon	1/0	-	-	-	-	-	-	-	-	-	-
Weber State	1/0	-	-	-	-	-	-	-	-	-	-
at UTEP	1/0	1	4	5	-	-	-	-	-	-	-
Hawai'i	1/0	6	1	7	-	-	-	-	-	-	-
SJSU	1/0	-	-	-	-	-	-	-	-	-	-
at Utah State	1/1	2	4	6	-	-	-	-	-	-	-
at Wyoming	1/1	2	0	2	-	-	-	-	-	-	-
New Mexico	1/0	-	-	-	-	-	-	-	-	-	-
SDSU	1/0	-	-	-	-	-	-	-	-	-	-
at Fresno State	1/0	-	-	-	-	-	-	-	-	-	-
UNLV	1/0	-	-	-	-	-	-	-	-	-	-

2019 SEASON HIGHS

Tackles: 7, Hawai'i

CAREER HIGHS

Tackles: 7, Hawai'i (9/28/19)

Tackles for loss: 0.5, Portland State (8/31/18)



AUSTIN ARNOLD

28 SAFETY // JR // 5-10 // 190
Las Vegas, Nev. (Bishop Gorman HS)

NOTES

- Tied his career high of eight tackles in the game against UNLV
- Recorded the first interception of his career vs. SJSU and returned it 40 yards for a TD
- Recorded a single game career-high eight tackles in the opener vs. Purdue

CAREER STATS

TACKLES	g	ua	a	total	tfl	pd	ff	fr	blk	qbh
2017	4	0	0	0	0.0-0	0	0	0	0	0
2018	12	3	1	4	0.0-0	1	0	0	0	0
2019	12	39	12	51	0.0-0	5	0	0	0	0
TOTAL	28	42	13	55	0.0-0	6	0	0	0	0

2019 GAME-BY-GAME

	GP/GS	UA	A	TOT	TFL-YDS	SCK-YDS	FF	FR	INT-YDS	QBH	BRUP
Purdue	1/1	7	1	8	-	-	-	-	-	-	-
at Oregon	1/1	2	0	2	-	-	-	-	-	-	-
Weber State	1/1	0	2	2	-	-	-	-	-	-	1
at UTEP	1/1	1	1	2	-	-	-	-	-	-	-
Hawai'i	1/1	2	1	3	-	-	-	-	-	-	-
SJSU	1/1	2	0	2	-	-	-	-	1-40	-	-
at Utah State	1/1	1	2	3	-	-	-	-	-	-	-
at Wyoming	1/1	6	1	7	-	-	-	-	-	-	-
New Mexico	1/1	5	1	6	-	-	-	-	-	-	-
SDSU	1/1	5	2	7	-	-	-	-	-	-	1
at Fresno State	1/1	0	1	1	-	-	-	-	-	-	1
UNLV	1/1	8	0	8	-	-	-	-	-	-	1

2019 SEASON HIGHS

Tackles: 8, Purdue; UNLV

Interceptions: 1, San José State

Pass breakups: 1, Four times; most recent vs. UNLV

CAREER HIGHS

Tackles: 8, Purdue (8/30/19); UNLV (11/30/19)

Interceptions: 1, San José State (10/12/19)

Pass breakups: 1, Five times; most recent vs. UNLV (11/30/19)



**EMANY
JOHNSON**

5 **SAFETY // RS-FR // 6-2 // 210**
Hercules, Calif. (Hercules HS)

NOTES

- Recorded a career-high nine tackles and his first career TFL in week five vs. Hawai'i
- Earned his first collegiate start in the season opener vs. Purdue
- Played in two games in 2018 before redshirting

CAREER STATS

TACKLES	g	ua	a	total	tfl	pd	ff	fr	blk	qbh
2018	2	0	0	0	0.0-0	0	0	0	0	0
2019	7	20	10	30	1.0-1	1	0	0	0	1
TOTAL	9	20	10	30	1.0-1	1	0	0	0	1

2019 GAME-BY-GAME

	GP/GS	UA	A	TOT	TFL-YDS	SCK-YDS	FF	FR	INT-YDS	QBH	BRUP
Purdue	1/1	4	3	7	-	-	-	-	-	-	-
at Oregon	1/1	2	3	5	-	-	-	-	-	1	-
Weber State	1/1	2	0	2	-	-	-	-	-	-	-
at UTEP	1/1	0	1	1	-	-	-	-	-	-	-
Hawai'i	1/1	9	0	9	1.0-1	-	-	-	-	-	-
SJSU	1/1	2	2	4	-	-	-	-	-	-	1
at Utah State	1/0	1	1	2	-	-	-	-	-	-	-
at Wyoming	Did not play										
New Mexico	Did not play										
SDSU	Did not play										
at Fresno State	Did not play										
UNLV	Did not play										

2019 SEASON HIGHS

Tackles: 9, Hawai'i

Tackles for loss: 1.0, Hawai'i

Pass breakups: 1, San José State

CAREER HIGHS

Tackles: 9, Hawai'i (9/28/19)

Tackles for loss: 1.0, Hawai'i (9/28/19)

Pass breakups: 1, San José State (10/12/19)



**JoJUAN
CLAIBORNE**

33 **SAFETY // SO // 5-11 // 185**
Las Vegas, Nev. (Bishop Gorman HS)

NOTES

- Recorded two tackles this season, the first tackles of his career
- Has played in all 12 games this year, mostly on special teams coverage
- Played a large role in special teams coverage last year as well

CAREER STATS

TACKLES	g	ua	a	total	tfl	pd	ff	fr	blk	qbh
2018	11	0	0	0	0.0-0	0	0	0	0	0
2019	12	2	0	2	0.0-0	0	0	0	0	0
TOTAL	23	2	0	2	0.0-0	0	0	0	0	0

2019 GAME-BY-GAME

	GP/GS	UA	A	TOT	TFL-YDS	SCK-YDS	FF	FR	INT-YDS	QBH	BRUP
Purdue	1/0	-	-	-	-	-	-	-	-	-	-
at Oregon	1/0	-	-	-	-	-	-	-	-	-	-
Weber State	1/0	-	-	-	-	-	-	-	-	-	-
at UTEP	1/0	-	-	-	-	-	-	-	-	-	-
Hawai'i	1/0	1	-	1	-	-	-	-	-	-	-
SJSU	1/0	-	-	-	-	-	-	-	-	-	-
at Utah State	1/0	-	-	-	-	-	-	-	-	-	-
at Wyoming	1/0	-	-	-	-	-	-	-	-	-	-
New Mexico	1/0	1	-	1	-	-	-	-	-	-	-
SDSU	1/0	-	-	-	-	-	-	-	-	-	-
at Fresno State	1/0	-	-	-	-	-	-	-	-	-	-
UNLV	1/0	-	-	-	-	-	-	-	-	-	-

2019 SEASON HIGHS

Tackles: 1, Hawai'i; New Mexico

CAREER HIGHS

Tackles: 1, Hawai'i (9/28/19); New Mexico (11/2/19)



QUINTON CONAWAY

35 PUNTER // SR // 6-0 // 205
Edmond, Okla. (Golden West College)

NOTES

- Named a Burlsworth Trophy nominee
- Ranks fourth in program history in punting yards and is sixth in punt average
- Named Google Cloud Academic All-District last year

CAREER STATS

TOTAL OFFENSE	g	rush	pass	total	avg/g
2017	12	0	0	0	0.0
2018	13	0	0	0	0.0
2019	12	17	0	17	1.4
TOTAL	37	17	0	17	0.5

2019 GAME-BY-GAME

	GP	NO	YDS	LNG	AVG	I20	TB
Purdue	1	6	291	67	48.5	2	0
at Oregon	1	8	342	56	42.8	2	1
Weber State	1	3	126	56	42.0	1	0
at UTEP	1	2	89	49	44.5	0	0
Hawai'i	1	4	151	45	37.8	0	1
SJSU	1	4	168	46	42.0	1	0
at Utah State	1	10	404	60	40.4	2	1
at Wyoming	1	5	207	47	41.4	1	0
New Mexico	1	6	268	53	44.7	1	0
at SDSU	1	5	221	48	44.2	2	0
at Fresno State	1	1	48	48	48.0	1	0
UNLV	1	4	182	67	45.5	2	0

2019 SEASON HIGHS

Punt attempts: 8, at Oregon
Punt yards: 342, at Oregon
Longest punt: 67, Purdue; UNLV

CAREER HIGHS

Punt attempts: 10, at Utah State (10/19/19)
Punt yards: 460, San Diego State (10/27/18)
Longest punt: 74, Fresno State (10/6/18)



JULIAN DIAZ

36 PLACE KICKER // JR // 6-2 // 215
Lincoln, Calif. (American River College)

NOTES

- Saw his Wolf Pack debut on kickoffs at Oregon
- Expected to be the team's kickoff specialist in 2019
- Late addition transfer from American River College

CAREER STATS

KICKOFFS	g	no.	yards	avg
2019	11	51	3041	59.6
TOTAL	11	51	3041	59.6



BRANDON TALTON

43 PLACE KICKER // FR // 5-8 // 165
Vacaville, Calif. (Vacaville HS)

NOTES

- Ranks sixth in the MW and 37th nationally in FG percentage at 81.8 percent
- Named second team All-Mountain West and the team's outstanding special teams player
- Named midseason first team All-America by The Athletic and ESPN

CAREER STATS

SCORING	g	td	rush	rcv	ret	pat	2pat	fg	total	avg/g
2019	12	0	0	0	0	27	0	18	81	6.8
TOTAL	12	0	0	0	0	27	0	18	81	6.8

FIELD GOALS	g	made	att	long	pct
2019	12	18	22	56	81.8
TOTAL	12	18	22	56	81.8

2019 GAME-BY-GAME

	GP	FGM-FGA	LNG	PATs	PTS
Purdue	1	2-2	56	4-4	10
at Oregon	1	2-2	45	-	6
Weber State	1	4-4	36	1-1	13
at UTEP	1	1-1	27	4-5	7
Hawai'i	1	1-1	36	-	3
SJSU	1	2-2	40	5-5	11
at Utah State	1	1-2	23	1-1	4
at Wyoming	1	1-2	28	-	3
New Mexico	1	-	-	3-3	3
at SDSU	1	1-1	34	2-2	5
at Fresno State	1	0-1	-	5-5	5
UNLV	1	3-4	42	2-2	11

2019 SEASON HIGHS

Kick PATs: 5, San José State; at Fresno State
FGs made: 4, Weber State
FGs attempted: 4, Weber State
Longest FG: 56, Purdue

CAREER HIGHS


Kick PATs: 5, San José State (10/12/19); at Fresno State (11/23/19)
FGs made: 4, Weber State (9/14/19)
FGs attempted: 4, Weber State (9/14/19)
Longest FG: 56, Purdue (8/30/19)

Game 1

Nevada 34, Purdue 31

Aug. 30, 2019; at Mackay Stadium (Reno, Nev.)

Attendance: 20,144



Score by quarters	1	2	3	4	Score	Record
Purdue	10	14	7	0	31	0-1
Nevada	0	7	10	17	34	1-0

Scoring summary

Team	Qtr	Time	Scoring	Conversion	Drive	TOP	NEV	PUR
PUR	1st	09:37	HOPKINS, B. 2 yd pass from SINDELAR, E.	DELLINGER, J. kick	12-70	5:23	0	7
PUR	1st	02:05	DELLINGER, J. 32 yd field goal		8-34	3:29	0	10
NEV	2nd	04:43	CHRISTIAN, D. 38 yd pass from STRONG, C.	TALTON, B. kick	7-53	2:19	7	10
PUR	2nd	03:15	ANTHROP, J. 38 yd pass from SINDELAR, E.	DELLINGER, J. kick	5-75	1:28	7	17
PUR	2nd	00:27	MOORE, R. 39 yd pass from SINDELAR, E.	DELLINGER, J. kick	10-99	2:09	7	24
NEV	3rd	06:49	COOKS, E. 21 yd pass from STRONG, C.	TALTON, B. kick	4-36	1:28	14	24
PUR	3rd	06:19	BELL, D. 49 yd pass from SINDELAR, E.	DELLINGER, J. kick	2-75	0:30	14	31
NEV	3rd	03:21	TALTON, B. 34 yd field goal		4--3	1:01	17	31
NEV	4th	06:56	TAUA, T. 7 yd run	TALTON, B. kick	11-74	5:07	24	31
NEV	4th	00:52	COOKS, E. 20 yd pass from STRONG, C.	TALTON, B. kick	11-87	2:40	31	31
NEV	4th	00:00	TALTON, B. 56 yd field goal		6-27	0:38	34	31

Team Statistics

	Purdue	Nevada
FIRST DOWNS	24	19
RUSHES-YARDS (NET)	29-96	25-109
PASSING YDS (NET)	423	295
Passes Comp-Att-Int	34-52-2	30-52-0
TOTAL OFFENSE PLAYS-YARDS	81-519	77-404
Fumble Returns-Yards	0-0	0-0
Punt Returns-Yards	4-26	1-6
Kickoff Returns-Yards	3-36	1-24
Interception Returns-Yards	0-0	2-0
Punts (Number-Avg)	5-42.8	10-47.1
Fumbles-Lost	5-3	0-0
Penalties-Yards	6-55	11-95
Possession Time	31:23	28:37
Third-Down Conversions	9 of 18	5 of 17
Fourth-Down Conversions	2 of 2	2 of 2
Red-Zone Scores-Chances	2-2	3-3
Sacks By: Number-Yards	1-1	1-3

Individual Statistics

Nevada
RUSHING: TAUA, T. 12-56; STRONG, C. 6-34; MOORE, K. 5-16; KINCAIDE, J. 2-3
PASSING: STRONG, C. 30-51-0-295; TEAM 0-1-0
RECEIVING: TAUA, T. 8-64; COOKS, E. 7-60; FOSSUM, K. 6-58, DOUBS, R. 5-47; CHRISTIAN, D. 2-41; PUTMAN, B. 1-21; KINCAIDE, J. 1-4
INTERCEPTIONS: BROWN, D. 2-0
FUMBLES: None
Purdue
RUSHING: HORVATH, Z. 19-66; SINDELAR, E. 7-26; MOORE, R. 2-3; DOERUE, K. 1-1
PASSING: SINDELAR, E. 34-52-2-423
RECEIVING: MOORE, R. 11-124; HOPKINS, B. 6-84; ANDERSON, A. 6-60; SPARKS, J. 3-26; HORVATH, Z. 3-21; WRIGHT, M. 3-21; BELL, D. 1-49; ANTHROP, J. 1-38
INTERCEPTIONS: None
FUMBLES: MOORE, R. 2-1; WRIGHT, M. 1-1; HORVATH, Z. 1-1; SINDELAR, E. 1-0

RENO, Nev. (AP) - When Nevada quarterback Carson Strong and kicker Brandon Talton attended high school in Vacaville, Calif., neither paid too close attention to each other.

But last year, when they met up in Vacaville at a football game, Strong pitched Nevada to Talton.

A year later on Friday, Strong got his first start at Nevada, and he would not have won without Talton kicking a 56-yard field as time expired, booting the Wolf Pack to a 34-31 victory over Purdue and capping a 17-point comeback for the second win in program history against a Big Ten school.

Talton, a walk-on playing his first collegiate game Friday, said his previous long in a game was 47 yards.

Strong got the nod as starter about two weeks ago and became the first freshman quarterback to start a season opener for Nevada since 1998.

Strong hadn't started a football game since 2017. He sat out his senior year at Wood High in Vacaville and again last year

as a redshirt. He completed 30 of 51 passes for 295 yards and 3 touchdowns.

Nevada went into the break trailing 24-7, and trailed 31-17 at the start of the fourth quarter. The 17-point Nevada comeback tied the second largest comeback for the program since 1996.

With the game tied and 32 seconds remaining, Purdue quarterback Elijah Sindelar threw an interception to defensive back Daniel Brown. Nevada tied the game with 52 seconds left on Strong's 20-yard pass to Elijah Cooks.

Purdue quarterback Elijah Sindelar recorded a career high 423 passing yards four touchdowns, but the Boilermakers lost the turnover battle, 5-0, and two of those turnovers were Sindelar interceptions.

Rondale Moore displayed his big play capability in his first half, but was contained for most of the second half. He finished with 11 catches for 124 yards and one touchdown.

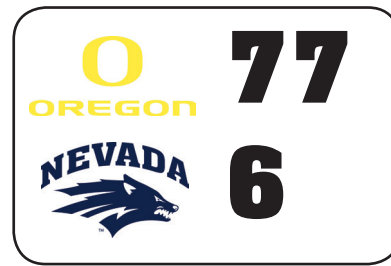
Game Recaps

Game 2

No. 16/18 Oregon 77, Nevada 6

Sept. 7, 2019; at Autzen Stadium (Eugene, Ore.)

Attendance: 50,920



Score by quarters	1	2	3	4	Score	Record
Nevada	3	3	0	0	6	1-1
Oregon	7	28	28	14	77	1-1

Scoring summary

Team	Qtr	Time	Scoring	Conversion	Drive	TOP	NEV	ORE
NEV	1st	06:13	TALTON, B. 24 yd field goal		6-5	3:10	3	0
ORE	1st	03:56	BREELAND, J. 66 yd pass from HERBERT, J.	LEWIS, C. kick	5-77	2:17	3	7
NEV	2nd	10:38	TALTON, B. 45 yd field goal		17-47	8:18	6	7
ORE	2nd	08:28	VERDELL, C. 2 yd run	LEWIS, C. kick	6-75	2:10	6	14
ORE	2nd	07:13	BAY, R. 16 yd pass from HERBERT, J.	LEWIS, C. kick	2-35	0:28	6	21
ORE	2nd	03:26	AIELLO, B. 1 yd pass from HERBERT, J.	LEWIS, C. kick	3-7	1:24	6	28
ORE	2nd	00:12	ADDISON, B. 24 yd pass from HERBERT, J.	LEWIS, C. kick	7-77	1:23	6	35
ORE	3rd	10:12	DAVID, D. 16 yd pass from HERBERT, J.	STACK, A. kick	10-75	3:16	6	42
ORE	3rd	08:14	HABIBI-LIKIO, C. 11 yd run	STACK, A. kick	4-22	1:35	6	49
ORE	3rd	07:16	REDD, J. 7 yd pass from SHOUGH, T.	STACK, A. kick	3-5	0:40	6	56
ORE	3rd	02:02	BREEZE, B. 11 yd fumble recovery	STACK, A. kick			6	63
ORE	4th	06:58	KAMPMOYER, H. 21 yd pass from SHOUGH, T.	STACK, A. kick	15-80	6:15	6	70
ORE	4th	02:02	FELIX, D. 62 yd run	STACK, A. kick	3-75	1:04	6	77

Team Statistics

	Nevada	Oregon
FIRST DOWNS	12	28
RUSHES-YARDS (NET)	40-83	39-221
PASSING YDS (NET)	109	402
Passes Comp-Att-Int	16-28-2	27-35-0
TOTAL OFFENSE PLAYS-YARDS	68-192	74-623
Fumble Returns-Yards	0-0	1-11
Punt Returns-Yards	0-0	2-8
Kickoff Returns-Yards	3-45	2-46
Interception Returns-Yards	0-0	2-38
Punts (Number-Avg)	8-42.8	2-40.0
Fumbles-Lost	4-2	1-1
Penalties-Yards	9-54	6-34
Possession Time	33:35	26:25
Third-Down Conversions	3 of 17	5 of 12
Fourth-Down Conversions	2 of 3	4 of 5
Red-Zone Scores-Chances	1-1	6-6
Sacks By: Number-Yards	1-2	5-28

Individual Statistics

Nevada

RUSHING: KINCAIDE, J. 13-52; MOORE, K. 9-36; TAUUA, T. 6-13; NEAL, R. 2-7; DOUBS, R. 1--1; STRONG, C. 6--4; McCLURE, H. 2--9
PASSING: STRONG, C. 13-25-0-89; McCLURE, H. 3-3-0-20
RECEIVING: FOSSUM, K. 4-14; CHRISTIAN, D. 2-22; PUTMAN, B. 2-18; DOUBS, R. 2-13; HUMPHREY, J. 2-3; MOORE, K. 1-23; COOKS, E. 1-15; ROBERSON, R. 1-4; KINCAIDE, J. 1--3
INTERCEPTIONS: None
FUMBLES: MOORE, K. 2-1; DOUBS, R. 1-0; ROBERSON, R. 1-1

Oregon

RUSHING: FELIX, D. 8-80; VERDELL, C. 11-60; HABIBI-LIKIO, C. 8-30; DYE, T. 6-28; DOLLARS, S. 4-12; SHOUGH, T. 2-11
PASSING: HERBERT, J. 19-26-5-310; SHOUGH, T. 8-9-2-92
RECEIVING: BREELAND, J. 4-112; JOHNSON, J. 4-49; DAVIS, D. 4-39; ADDISON, B. 2-58; DELGADO, J. 2-34; DYE, T. 2-21; REDD, J. 2-8; KAMPMOYER, H. 1-21; FELIX, D. 1-21; BAY, R. 1-16; JEANNIS, T. 1-14; DOLLARS, S. 1-4; WEBB, S. 1-4; AIELLO, B. 1-1
INTERCEPTIONS: NIU, S. 1-0; STEPHENS, S. 1-38
FUMBLES: WOODS, H. 1-1

EUGENE, Ore. (AP) — No. 16 Oregon rebounded from its season-opening loss to Auburn with a 77-6 win over Nevada.

True freshman Brandon Talton kicked a pair of first half field goals for Nevada. Redshirt freshman Carson Strong, who threw for 295 yards and three touchdowns in his debut, threw for 89 against the Ducks and was intercepted twice. Talton's 24-yard field goal gave Nevada the early lead midway through the opening quarter.

Herbert hit Breeland with a 66-yard scoring pass on the ensuing drive to put the Ducks in front. Herbert has thrown a touchdown pass in 30 straight games, the longest active streak in the nation.

But the senior quarterback has had to deal with a depleted receiver corps because of injuries heading into the season. Graduate transfer Juwan Johnson, a projected starter, was on the sidelines for the second straight game with an unspecified injury.

Talton added a 45-yard field goal for the Wolf Pack before CJ Verdel muscled his way into the end zone from 2 yards out to give the Oregon a 14-6 lead. After Sampson Niu intercepted Strong, Oregon scored two plays later on Herbert's 16-yard pass to Ryan Bay

The game further slipped away from Nevada when Oregon took over on the Wolf Pack 7 after a muffed punt, and Herbert found Brady Aiello with a 1-yard scoring pass to make it 28-6.

Herbert threw his fourth touchdown of the game before the end of the first half, a 24-yard pass to a wide-open Bryan Addison in the end zone. He added another in the third quarter to Daewood Davis, recently moved to receiver from cornerback because of the injuries, and Cyrus Habibi-Likio ran for an 11-yard TD to extend the lead to 49-6.

Redshirt freshman Tyler Shough replaced Herbert with about eight minutes left in the third quarter and threw a 7-yard touchdown pass to Jaylon Redd. Shough added a 21-yard TD pass to Hunter Kampmoyer and Darrian Felix added a 62-yard in the final quarter.

The Ducks lead the series 7-1. The Wolf Pack's only victory came in the first meeting between the two teams in 1947.

Game 3

Nevada 19, Weber State 13

Sept. 14, 2019; at Mackay Stadium (Reno, Nev.)

Attendance: 14,174



Score by quarters	1	2	3	4	Score	Record
Weber State	0	10	3	0	13	1-2
Nevada	3	6	7	3	19	2-1

Scoring summary

Team	Qtr	Time	Scoring	Conversion	Drive	TOP	WSU	NEV
NEV	1st	10:38	TALTON, B. 36 yd field goal		10-56	4:22	0	3
WSU	2nd	13:56	TUTTLE, T. 43 yd field goal		7-38	2:43	3	3
WSU	2nd	11:00	SHAHEED, R. 11 yd pass from JENKS, K.	TUTTLE, T. kick	2-15	0:51	10	3
NEV	2nd	03:34	TALTON, B. 30 yd field goal		10-20	4:07	10	6
NEV	2nd	00:09	TALTON, B. 25 yd field goal		10-71	2:31	10	9
NEV	3rd	07:50	KINCAIDE, J. 33 yd run	TALTON, B. kick	9-85	3:40	10	16
WSU	3rd	00:50	TUTTLE, T. 47 yd field goal		4-2	1:29	13	16
NEV	4th	04:49	TALTON, B. 34 yd field goal		6-25	2:20	13	19

Team Statistics

	Weber State	Nevada
FIRST DOWNS	10	25
RUSHES-YARDS (NET)	27-74	42-153
PASSING YDS (NET)	63	300
Passes Comp-Att-Int	7-22-1	31-45-2
TOTAL OFFENSE PLAYS-YARDS	49-137	87-453
Fumble Returns-Yards	0-0	0-0
Punt Returns-Yards	3-8	2-7
Kickoff Returns-Yards	2-15	1-24
Interception Returns-Yards	2-2	1-2
Punts (Number-Avg)	8-41.9	4-31.5
Fumbles-Lost	1-0	1-1
Penalties-Yards	3-15	8-70
Possession Time	22:35	37:25
Third-Down Conversions	1 of 12	11 of 20
Fourth-Down Conversions	1 of 1	0 of 0
Red-Zone Scores-Chances	1-1	4-5
Sacks By: Number-Yards	4-30	1-0

Individual Statistics

Nevada
RUSHING: TAUUA, T. 16-85; KINCAIDE, J. 11-75; MOORE, K. 7-9; STRONG, C. 7--15
PASSING: STRONG, C. 30-44-0-299; MOORE, K. 1-1-0-1
RECEIVING: COOKS, E. 6-65; FOSSUM, K. 5-77; KINCAIDE, J. 5-51; PUTMAN, B. 4-57; CHRISTIAN, D. 3-33; TAUUA, T. 3-9; MOORE, K. 3--3; STOVALL, M. 1-11; IKAHIHIFO, H. 1-0
INTERCEPTIONS: BROWN, D. 1-2
FUMBLES: STRONG, C. 1-1
Weber State
RUSHING: SMITH, K. 13-26; DAVIS, J. 9-25; LLOYD, D. 1-17; JENKS, K. 3-7
PASSING: JENKS, K. 6-21-1-57; WEISSER, K. 1-1-0-6
RECEIVING: SHAHEED, R. 3-30; SMITH, K. 2-6; COOLEY, D. 1-21; DAVIS, J. 1-6
INTERCEPTIONS: SMITH, P. 1-0; ANDERSON, M. 1-2
FUMBLES: JENKS, K. 1-0

RENO, Nev. (AP) - Jaxson Kincaide had 11 carries for 75 yards and a score, Brandon Talton made four field goals, and Nevada beat Weber State 19-13 on Saturday.

Kincaide added five receptions for 53 yards, Toa Taua had 85 yards rushing on 16 carries and Carson Strong was 30-of-44 passing for 299 yards for the Wolf Pack (1-1).

The Wildcats (1-1), who came in ranked No. 6 in the FCS Coaches poll, were forced to punt on the first possession of the second half and Nevada answered with a nine-play, 85-yard drive capped by Kincaide's 33-yard touchdown run to take the lead for good at 16-10.

Trey Tuttle hit a 43-yard field goal and, after the Weber State defense forced a three-and-out on Nevada's ensuing drive, Raoul Johnson blocked a punt to set up an 11-yard touchdown pass from Kaden Jenks to Rashid Shaheed that gave the Wildcats a seven-point lead

early in the second quarter. Talton, who made a 36-yard field goal to open the scoring on the game's opening drive, connected from 30 and 25 yards to trim the Wolf Pack's deficit to 10-9 at halftime.

Talton's 34-yard field goal with 4:49 to play capped the scoring.

Nevada finished with 453 total yards while limiting the Wildcats to just 137. Weber State went three-and-out on each of its three fourth-quarter possessions.


Game Recaps

Game 4

Nevada 37, UTEP 21

Sept. 21, 2019; at Sun Bowl Stadium (El Paso, Texas)

Attendance: 10,493



Score by quarters	1	2	3	4	Score	Record
Nevada	0	21	3	13	37	3-1
UTEP	7	7	7	0	21	1-2

Scoring summary

Team	Qtr	Time	Scoring	Conversion	Drive	TOP	NEV	UTEP
UTEP	1st	08:10	HUGHES, T. 4 yd run	BAECHLE, G. kick	10-70	6:03	0	7
NEV	2nd	14:56	TAUA, T. 5 yd run	TALTON, B. kick	9-73	3:59	7	7
UTEP	2nd	06:49	HUGHES, T. 6 yd run	BAECHLE, G. kick	10-86	6:05	7	14
NEV	2nd	03:02	COOKS, E. 28 yd pass from SOLANO, C.	TALTON, B. kick	9-75	3:47	14	14
NEV	2nd	02:23	COOKS, E. 20 yd pass from SOLANO, C.	TALTON, B. kick	3-22	0:27	21	14
UTEP	3rd	05:01	LOCKSLEY, K. 1 yd run	BAECHLE, G. kick	17-75	9:59	21	21
NEV	3rd	01:49	TALTON, B. 27 yd field goal		8-65	3:12	24	21
NEV	4th	13:22	MOORE, K. 5 yd run	TALTON, B. kick blocked	4-15	1:38	30	21
NEV	4th	04:08	MOORE, K. 1 yd run	TALTON, B. kick	8-70	4:44	37	21

Team Statistics

	Nevada	UTEP
FIRST DOWNS	19	17
RUSHES-YARDS (NET)	38-200	47-162
PASSING YDS (NET)	203	116
Passes Comp-Att-Int	15-21-1	10-17-3
TOTAL OFFENSE PLAYS-YARDS	59-403	64-278
Fumble Returns-Yards	0-0	0-0
Punt Returns-Yards	1-1	2-3
Kickoff Returns-Yards	0-0	1-14
Interception Returns-Yards	3-16	1-0
Punts (Number-Avg)	2-44.5	3-38.0
Fumbles-Lost	1-1	0-0
Penalties-Yards	4-28	7-82
Possession Time	25:05	34:55
Third-Down Conversions	6 of 10	3 of 11
Fourth-Down Conversions	0 of 0	3 of 4
Red-Zone Scores-Chances	5-6	3-3
Sacks By: Number-Yards	3-21	0-0

Individual Statistics

Nevada

RUSHING: SOLANO, C. 10-100; TAUA, T. 10-43; MOORE, K. 8-34; KINCAIDE, J. 6-16; NEAL, R. 2-1
PASSING: SOLANO, C. 13-19-1-182; HENRY, M. 3-3-0-28
RECEIVING: COOKS, E. 4-82; FOSSUM, K. 4-46; CHRISTIAN, D. 2-11; TAUA, T. 1-41; TURNER, C. 1-14; KINCAIDE, J. 1-9; HUMPHREY, J. 1-7; STOVALL, M. 1-2; DOUBS, R. 1-2
INTERCEPTIONS: WILLIAMS, T. 1-14; HALL, L. 1-2; LEE, J. 1-0
FUMBLES: FOSSUM, K. 1-1

UTEP

RUSHING: HUGHES, T. 17-80; FIELDS, J. 10-44; JONES, B. 8-23; LOCKSLEY, K. 11-17
PASSING: JONES, B. 8-11-1-106; LOCKSLEY, K. 2-6-2-10
RECEIVING: TRUSSELL, J. 3-53; COOPER, D. 3-35; COWING, J. 1-23; WOLF, T. 1-10; TUPOU, J. 1-0; FIELDS, J. 1--5
INTERCEPTIONS: ROSS, Y. 1-0
FUMBLES: None

EL PASO, Texas (AP) — Cristian Solano threw two touchdown passes to Elijah Cooks, Kelton Moore ran for two fourth-quarter scores, and Nevada beat UTEP 37-21 on Saturday night.

Solano was 13-of-19 passes for 182 yards with an interception and added 100 yards rushing on 10 carries.

UTEP (1-1) opened the second half with a 17-play, 75-yard drive that lasted nine minutes, 59 seconds and was capped by Kai Locksley's 1-yard touchdown run to make it 21-21 but the Miners never again crossed midfield. Brandon Talton made a 27-yard field goal with 1:49 left in the third quarter before Moore scored on runs of 5 yards and 1 yard in the fourth quarter.

Solano hit Cooks for a 28-yard touchdown to cap a nine-play, 75-yard drive that made it 14-all with 3:02 left in the first half. On UTEP's next play from scrimmage, Tyson Williams picked off a pass and, three plays later, Solano and Cooks connected for a 20-yard TD.

Treyvon Hughes had 17 carries for 80 yards and scored two first-half touchdowns for UTEP.

Toa Taua had 43 yards rushing and a score on 10 carries for Nevada (3-1).

Game 5**Hawai'i 54, Nevada 3****Sept. 28, 2019; at Mackay Stadium (Reno, Nev.)****Attendance: 15,137**

Score by quarters	1	2	3	4	Score	Record
Hawai'i	7	24	14	9	54	4-1, 1-0 MW
Nevada	0	3	0	0	3	3-2, 0-1 MW

Scoring summary

Team	Qtr	Time	Scoring	Conversion	Drive	TOP	UH	NEV
UH	1st	08:17	BYRD II, C. 36 yd pass from McDONALD, C.	MESKELL, R. kick	5-62	2:19	7	0
UH	2nd	10:40	BYRD II, C. 2 yd pass from McDONALD, C.	MESKELL, R. kick	9-80	4:22	14	0
UH	2nd	09:11	AUGAFA, J. yd blocked punt return	MESKELL, R. kick			21	0
UH	2nd	05:33	REED, M. 9 yd run	MESKELL, R. kick	3-47	1:22	28	0
NEV	2nd	00:36	TALTON, B. 36 yd field goal		14-61	4:53	28	3
UH	2nd	00:02	MESKELL, R. 44 yd field goal		5-45	0:28	31	3
UH	3rd	11:02	SHARSH, J. 12 yd pass from McDONALD, C.	MESKELL, R. kick	5-63	2:26	38	3
UH	3rd	02:57	BYRD II, C. 20 yd pass from McDONALD, C.	MESKELL, R. kick	8-80	3:52	45	3
UH	4th	09:20	Team safety				47	3
UH	4th	03:42	FUNKHOUSER, R. 14 yd pass from UAHINUI, J.	MESKELL, R. kick	9-75	5:33	54	3

Team Statistics

	Hawai'i	Nevada
FIRST DOWNS	26	16
RUSHES-YARDS (NET)	27-139	36-98
PASSING YDS (NET)	373	105
Passes Comp-Att-Int	31-36-0	18-31-2
TOTAL OFFENSE PLAYS-YARDS	63-512	67-203
Fumble Returns-Yards	0-0	0-0
Punt Returns-Yards	2-27	0-0
Kickoff Returns-Yards	2-44	5-87
Interception Returns-Yards	2-11	0-0
Punts (Number-Avg)	2-46.0	5-30.2
Fumbles-Lost	0-0	2-1
Penalties-Yards	6-70	10-78
Possession Time	31:12	28:48
Third-Down Conversions	5 of 9	4 of 14
Fourth-Down Conversions	0 of 2	0 of 3
Red-Zone Scores-Chances	5-7	1-1
Sacks By: Number-Yards	3-16	2-13

Individual Statistics**Nevada**

RUSHING: TAUUA, T. 17-72; SOLANO, C. 10-32; MOORE, K. 1-5; LEE, D. 1-4; NEAL, R. 6-3
PASSING: SOLANO, C. 11-17-1-59; STRONG, C. 7-14-1-46
RECEIVING: COOKS, E. 5-38; CHRISTIAN, D. 3-6; DOUBS, R. 2-25; MOORE, K. 2--3; HUMPHREY, J. 1-18; NEAL, R. 1-8; STOVALL, M. 1-5; LAPPIN, C. 1-5; PUTMAN, B. 1-3; FOSSUM, K. 1-0
INTERCEPTIONS: None
FUMBLES: SOLANO, C. 2-1

Hawai'i

RUSHING: HOLLY, F. 11-63; BYRD II, C. 1-29; KELILIKI, H. 5-26; REED, M. 6-26; McDONALD, C. 3-1; CORDEIRO, C. 1--6
PASSING: McDONALD, C. 25-30-0-312; CORDEIRO, C. 5-5-0-47; UAHINUI, J. 1-1-0-14
RECEIVING: SHARSH, J. 9-123; BYRD II, C. 7-87; WARD, J. 5-68; FUNKHOUSER, R. 4-36; SMART, J. 3-28; EALY, M. 1-19; REED, M. 1-6; JOHNSON, J. 1-6
INTERCEPTIONS: HICKS, K. 1-0; OKEKE, I. 1-11
FUMBLES: None

RENO, Nev. (AP) — Cole McDonald threw four touchdown passes, including three to Cedric Byrd II, and Hawaii beat Nevada 54-3 on Saturday night in the Mountain West Conference opener for both teams.

McDonald completed 25 of 30 for 312 yards and Byrd had seven receptions for 87 yards. Jason Sharsh had nine catches for 123 yards — both career highs — and a score for Hawaii (4-1).

Byrd had TD receptions of 36 and 2 yards, Justice Augafa returned a punt blocked by Andrew Choi 2 yards for a score and Miles Reed scored on a 9-yard run to make it 28-0 with 5:33 left in the second quarter. After Brandon Talton's 36-yard field goal got Nevada (3-2) on the board with 36 seconds left in the first half, Byrd ran 29 yards on a trick play and then had a 7-yard reception to set up a 44-yard field goal Ryan Meskell to give the Rainbow Warriors a 28-point halftime lead.

Hawaii, which had lost seven of its last eight against the Wolf Pack, won at Nevada for just the second time in 10 all-time tries. It was the second-highest margin of victory in series history; the Rainbow Warriors lost 73-12 in Honolulu on Dec. 17, 1948.


Game Recaps

Game 6

Nevada 41, San José State 38

Oct. 12, 2019; at Mackay Stadium (Reno, Nev.)

Attendance: 15,311



Score by quarters	1	2	3	4	Score	Record
San José State	3	7	14	14	38	3-3, 1-2 MW
Nevada	14	10	7	10	41	4-2, 1-1 MW

Scoring summary

Team	Qtr	Time	Scoring	Conversion	Drive	TOP	SJSU	NEV
NEV	1st	10:17	LEE, D. 2 yd run	TALTON, B. kick	6-66	2:41	0	7
NEV	1st	09:34	ARNOLD, A. 40 yd interception return	TALTON, B. kick			0	14
SJSU	1st	07:10	MERCUTIO, M. 44 yd field goal		6-48	2:24	3	14
NEV	2nd	14:00	LEE, D. 1 yd run	TALTON, B. kick	11-77	4:23	3	21
NEV	2nd	05:12	TALTON, B. 25 yd field goal		14-37	6:15	3	24
SJSU	2nd	00:27	HAMILTON, I. 37 yd pass from LOVE, J.	MERCUTIO, M. kick	3-61	0:17	10	24
NEV	3rd	14:52	DOUBS, R. 75 yd pass from HENRY, M.	TALTON, B. kick	1-75	0:08	10	31
SJSU	3rd	14:17	GAITHER, B. 60 yd pass from LOVE, J.	MERCUTIO, M. kick	2-75	0:35	17	31
SJSU	3rd	06:09	PACKER, D. 1 yd run	MERCUTIO, M. kick	5-29	1:31	24	31
SJSU	4th	08:20	WALKER, T. 20 yd pass from LOVE, J.	MERCUTIO, M. kick	10-80	3:42	31	31
NEV	4th	03:53	TAUA, T. 1 yd run	TALTON, B. kick	11-75	4:27	31	38
SJSU	4th	02:36	PACKER, D. 2 yd run	MERCUTIO, M. kick	7-68	1:11	38	38
NEV	4th	00:00	TALTON, B. 40 yd field goal		7-46	2:30	38	41

Team Statistics

	SJSU	Nevada
FIRST DOWNS	16	25
RUSHES-YARDS (NET)	16-15	51-189
PASSING YDS (NET)	405	352
Passes Comp-Att-Int	23-45-1	22-37-2
TOTAL OFFENSE PLAYS-YARDS	61-420	88-541
Fumble Returns-Yards	0-0	0-0
Punt Returns-Yards	3-17	2-15
Kickoff Returns-Yards	1-18	4-93
Interception Returns-Yards	2-0	1-40
Punts (Number-Avg)	7-36.9	4-42.0
Fumbles-Lost	3-1	3-1
Penalties-Yards	5-21	9-91
Possession Time	20:44	39:16
Third-Down Conversions	2 of 12	8 of 17
Fourth-Down Conversions	1 of 1	1 of 2
Red-Zone Scores-Chances	3-3	4-5
Sacks By: Number-Yards	1-4	0-0

Individual Statistics

Nevada
RUSHING: TAUA, T. 34-160; LEE, D. 10-24; HENRY, M. 6-5; TEAM 1-0
PASSING: HENRY, M. 22-37-1-352
RECEIVING: COOKS, E. 6-94; DOUBS, R. 5-146; CHRISTIAN, D. 3-28; FOSSUM, K. 2-18; TAUA, T. 2-9; LAPPIN, C. 1-19; PUTMAN, B. 1-18; TURNER, C. 1-11; LEE, D. 1-9
INTERCEPTIONS: ARNOLD, A. 1-40
FUMBLES: TEAM 1-0; TAUA, T. 1-1; HENRY, M. 1-0
SJSU
RUSHING: NASH, N. 3-23; PACKER, D. 5-11; NEVENS, T. 6-10; NUNN, S. 1--10; TEAM 1--19
PASSING: LOVE, J. 23-45-3-405
RECEIVING: WALKER, T. 6-87; GAITHER, B. 5-131; HAMILTON, I. 3-90; CRUMP, A. 2-68; NEVENS, T. 2-8; PACKER, D. 2-0; BLACKWELL, J. 1-12; HUMPHREYS, B. 1-6; DEESE, D. 1-3
INTERCEPTIONS: EZELL, B. 1-0; TOLEFREE, R. 1-0
FUMBLES: NUNN, S. 1-0; TEAM 1-0; EZELL, B. 1-1

RENO, Nev. (AP) -- Brandon Talton kicked a 40-yard field goal on the final play of the game, lifting Nevada to a 41-38 victory over San Jose State on Saturday after the Spartans rallied from a 21-point deficit.


Toa Taua ran for 160 yards and a touchdown for Nevada (4-2, 1-1 MW). On the final drive, Taua broke two tackles in the backfield and jumped over a third defender while losing his shoe for a 27-yard gain that moved the Wolf Pack passed midfield. Talton kicked the game winner six plays later.

Josh Love was 23-of-45 passing for 405 yards and threw three touchdown passes for San Jose State (3-3, 1-2). DeJon Packer had a pair of short-yardage touchdown runs in the second half.

Love's 20-yard touchdown pass to Tre Walker tied the game at 31-31 midway through the fourth quarter. Taua scored on a 1-yard run to cap a 75-yard drive with about four minutes left in the game.

Packer scored on a 2-yard run with 2:36 remaining.

Malik Henry tossed a 75-yard touchdown pass to Romeo Doubs on the first play of the second half that stretched the Wolf Pack lead to 31-10.

Game 7**Utah State 36, Nevada 10****Oct. 19, 2019; at Maverik Stadium (Logan, Utah)****Attendance: 15,240**

Score by quarters	1	2	3	4	Score	Record
Nevada	3	0	0	7	10	4-3, 1-2 MW
Utah State	9	13	0	14	36	4-2, 3-0 MW

Scoring summary

Team	Qtr	Time	Scoring	Conversion	Drive	TOP	NEV	USU
NEV	1st	09:45	TALTON, B. 23 yd field goal		10-75	5:10	3	0
USU	1st	09:33	SCARVER, S. 100 yd kickoff return	EBERLE, D. kick			3	7
USU	1st	00:08	TE'I, J. safety				3	9
USU	2nd	10:58	EBERLE, D. 29 yd field goal		6-23	1:43	3	12
USU	2nd	05:33	REPP, C. 13 yd pass from LOVE, J.	EBERLE, D. kick	7-39	1:50	3	19
USU	2nd	02:07	EBERLE, D. 32 yd field goal		8-57	1:39	3	22
USU	4th	11:27	BRIGHT, G. 67 yd run	EBERLE, D. kick	3-80	0:38	3	29
USU	4th	10:03	BRIGHT, G. 9 yd run	EBERLE, D. kick	2-57	0:23	3	36
NEV	4th	04:48	TAUA, T. 20 yd run	TALTON, B. kick	12-75	5:15	10	36

Team Statistics

	Nevada	Utah State
FIRST DOWNS	15	22
RUSHES-YARDS (NET)	35-113	44-244
PASSING YDS (NET)	213	174
Passes Comp-Att-Int	17-38-2	15-33-1
TOTAL OFFENSE PLAYS-YARDS	73-326	77-418
Fumble Returns-Yards	1-4	0-0
Punt Returns-Yards	0-0	1-20
Kickoff Returns-Yards	5-109	3-119
Interception Returns-Yards	1-5	2-38
Punts (Number-Avg)	10-40.4	7-40.1
Fumbles-Lost	2-0	2-1
Penalties-Yards	13-110	6-52
Possession Time	34:39	25:21
Third-Down Conversions	4 of 18	4 of 16
Fourth-Down Conversions	0 of 1	0 of 0
Red-Zone Scores-Chances	2-2	4-5
Sacks By: Number-Yards	3-27	3-19

Individual Statistics**Nevada****RUSHING:** TAUA, T. 20-84; LEE, D. 9-25; HENRY, M. 5-2; MOORE, K. 1-2**PASSING:** HENRY, M. 17-38-0-213**RECEIVING:** DOUBS, R. 4-80; COOKS, E. 4-39; FOSSUM, K. 3-29; CHRISTIAN, D. 2-42; LEE, D. 2-16; TAUA, T. 2-7**INTERCEPTIONS:** ROBINS, B. 1-5**FUMBLES:** COOKS, E. 1-0; HENRY, M. 1-0**Utah State****RUSHING:** BRIGHT, G. 15-126; WARREN, J. 12-73; BURT, R. 4-33; LOVE, J. 10-19; COLOMBI, H. 1-1**PASSING:** LOVE, J. 13-31-1-169; COLOMBI, H. 2-2-0-5**RECEIVING:** THOMPkins, D. 4-46; MARINER, S. 2-53; SCARVER, S. 2-23; BRIGHT, G. 2-15; COMPTON, T. 2-5; REPP, C. 1-13; WARREN, J. 1-11; NATHAN, J. 1-8**INTERCEPTIONS:** MEITZENHEIMER 1-4; BOND, S. 1-34**FUMBLES:** LOVE, J. 1-0; WARREN, J. 1-1

LOGAN, Utah (AP) -- Gerold Bright had 126 yards rushing and two scores on 15 carries, Savon Scarver had a 100-yard kickoff return for a touchdown, and Utah State beat Nevada 36-10 in the snow on Saturday night.

The Wolf Pack, on the game's opening possession, had first-and-goal from the 8 but a holding penalty and a false start forced them to settle for a 23-yard field goal by Brandon Talton. Scarver returned the ensuing kickoff for a touchdown, the first of 36 consecutive points by the Aggies (4-2, 3-0 Mountain West).

Bright scored on runs of 67 and 9 yards -- just 84 seconds apart -- to make it 36-3 with 10:03 left in the game.

Taua had 20 carries for 80 yards, including a 20-yard touchdown run late in the fourth quarter, for Nevada (4-3, 1-2).

Utah State's two losses this year have both come on the road against Power 5 conference teams. The Aggies lost 38-35 to Wake Forest in their season opener and 42-6 to then-No. 5 (and currently second-ranked) LSU on Oct. 5.

Game Recaps

Game 8
Wyoming 31, Nevada 3
Oct. 26, 2019; at War Memorial Stadium (Laramie, Wyo.)
Attendance: 16,126



Score by quarters	1	2	3	4	Score	Record
Nevada	3	0	0	0	3	4-4, 1-3 MW
Wyoming	14	10	7	0	31	6-2, 3-1 MW

Scoring summary

Team	Qtr	Time	Scoring	Conversion	Drive	TOP	NEV	WYO
WYO	1st	13:14	VALLADAY, X. 53 yd pass from CHAMBERS, S.	ROTHER, C. kick	1-53	0:09	0	7
WYO	1st	08:49	CHAMBERS, S. 2 yd run	ROTHER, C. kick	7-52	3:03	0	14
NEV	1st	02:21	TALTON, B. 28 yd field goal		9-71	3:41	3	14
WYO	2nd	09:28	ISMAIL, R. 37 yd pass from CHAMBERS, S.	ROTHER, C. kick	5-42	3:18	3	21
WYO	2nd	00:00	ROTHER, C. 20 yd field goal		6-92	0:50	3	24
WYO	3rd	11:54	MARCOTTE, J. 25 yd pass from VANDER WAAL	ROTHER, C. kick	8-75	3:06	3	31

Team Statistics			Individual Statistics	
	Nevada	Wyoming	Nevada	
FIRST DOWNS	17	22	RUSHING: LEE, D. 3-38; TAUUA, T. 11-21; STRONG, C. 7-8; NEAL, R. 1-8; SOLANO, C. 6-6	
RUSHES-YARDS (NET)	28-81	44-258	PASSING: STRONG, C. 26-40-0-247; SOLANO, C. 1-5-0-7	
PASSING YDS (NET)	254	221	RECEIVING: STOVALL, M. 7-57; DOUBS, R. 5-98; COOKS, E. 3-31; TAUUA, T. 3-10; PUTMAN, B. 2-15; IKAHIHIFO, H. 2-13; LEE, D. 2-10; FOSSUM, K. 1-9; TURNER, C. 1-8; CHRISTIAN, D. 1-3	
Passes Comp-Att-Int	27-45-1	9-19-1	INTERCEPTIONS: ROBINS, B. 1-0	
TOTAL OFFENSE PLAYS-YARDS	73-335	63-479	FUMBLES: DOUBS, R. 1-0; FOSSUM, K. 1-1; STRONG, C. 1-0	
Fumble Returns-Yards	0-0	0-0	Wyoming	
Punt Returns-Yards	2-1	5-57	RUSHING: VALLADAY, X. 26-206; CHAMBERS, S. 5-20; BRENTON, B. 7-17; ISMAIL, R. 1-9; VANDER WAAL, T. 3-7; BURROUGHS, J. 1-0	
Kickoff Returns-Yards	1-16	0-0	PASSING: VANDER WAAL, T. 3-10-1-63; CHAMBERS, S. 6-9-2-158	
Interception Returns-Yards	1-0	1-0	RECEIVING: ISMAIL, R. 4-93; VALLADAY, X. 2-74; MARCOTTE, J. 1-25; CONWAY, A. 1-22; HARSHMAN, J. 1-7	
Punts (Number-Avg)	6-41.2	5-42.6	INTERCEPTIONS: HALLIBURTON, A. 1-0	
Fumbles-Lost	3-1	1-0	FUMBLES: TEAM 1-0	
Penalties-Yards	4-30	4-35		
Possession Time	30:14	29:46		
Third-Down Conversions	9 of 18	5 of 11		
Fourth-Down Conversions	0 of 1	0 of 1		
Red-Zone Scores-Chances	1-3	2-3		
Sacks By: Number-Yards	1-9	4-24		

LARAMIE, Wyo. (AP) - Xazavian Valladay rushed for a career-high 206 yards, Sean Chambers threw for 158 yards and two touchdowns, and Wyoming defeated Nevada 31-3 on Saturday.

Wyoming, bowl eligible for the fourth consecutive season, has won seven consecutive home games.

Wyoming (6-2, 3-1 Mountain West) had 258 rushing yards and 221 passing yards for a total of 479. The bulk of the Cowboys' passing yards came from Chambers, who was 6 of 9 for 158 yards and two touchdowns. Backup Tyler Vander Waal was 3 of 10 for 63 yards with a touchdown.

Wyoming led 24-3 at halftime and Vander Waal's 25-yard pass to tight end Jackson Marcotte capped the scoring with 11:54 remaining in the third quarter.

Nevada's score came on a 28-yard field goal by Brandon Talton late in the first quarter. Carson Strong completed 26 of 40 passes for 247 yards for the Wolf Pack (4-4, 1-3).

Valladay's previous best was 192 yards at New Mexico last season, also a 31-3 victory for the Cowboys.

Game 9**Nevada 21, New Mexico 10****Nov. 2, 2019; at Mackay Stadium (Reno, Nev.)****Attendance: 15,631**

Score by quarters	1	2	3	4	Score	Record
New Mexico	7	0	3	0	10	2-7, 0-5 MW
Nevada	0	14	0	7	21	5-4, 2-3 MW

Scoring summary

Team	Qtr	Time	Scoring	Conversion	Drive	TOP	UNM	NEV
UNM	1st	06:48	DAVIS, A. 4 yd run	SHELLEY, A. kick	9-90	3:29	7	0
NEV	2nd	07:50	TAUA, T. 1 yd run	TALTON, B. kick	15-80	8:12	7	7
NEV	2nd	05:08	DOUBS, R. 57 yd pass from STRONG, C.	TALTON, B. kick	4-73	1:18	7	14
UNM	3rd	11:14	SHELLEY, A. 49 yd field goal		8-43	3:46	10	14
NEV	4th	05:45	COOKS, E. 20 yd pass from STRONG, C.	TALTON, B. kick	5-46	2:35	10	21

Team Statistics

	New Mexico	Nevada
FIRST DOWNS	17	21
RUSHES-YARDS (NET)	29-109	34-64
PASSING YDS (NET)	237	305
Passes Comp-Att-Int	19-36-0	28-40-0
TOTAL OFFENSE PLAYS-YARDS	65-346	74-369
Fumble Returns-Yards	0-0	0-0
Punt Returns-Yards	3-33	1-24
Kickoff Returns-Yards	0-0	1-27
Interception Returns-Yards	0-0	0-0
Punts (Number-Avg)	6-44.8	7-42.3
Fumbles-Lost	2-0	1-0
Penalties-Yards	7-70	6-30
Possession Time	25:15	34:45
Third-Down Conversions	5 of 15	6 of 16
Fourth-Down Conversions	0 of 2	1 of 2
Red-Zone Scores-Chances	2-3	2-3
Sacks By: Number-Yards	2-24	2-25

Individual Statistics**Nevada**

RUSHING: LEE, D. 9-68; TAUA, T. 17-28; CHRISTIAN, D. 1--9; STRONG, C. 5--21
PASSING: STRONG, C. 28-40-2-305
RECEIVING: DOUBS, R. 11-167; COOKS, E. 6-74; TAUA, T. 4-11; CHRISTIAN, D. 2-14; LOCKHART, J. 2-13; FOSSUM, K. 1-11; LAPPIN, C. 1-8; STOVALL, M. 1-7
INTERCEPTIONS: None
FUMBLES: STRONG, C. 1-0

New Mexico

RUSHING: DAVIS, A. 15-80; TUIOTI, T. 8-18; CARROLL, B. 4-9; VIGILANT, D. 1--1
PASSING: TUIOTI, T. 19-36-0-237
RECEIVING: WILLIAMS, M. 6-74; UMEH, A. 4-64; LOGAN-GREENE, E. 4-54; KRESS, J. 4-40; VIGILANT, D. 1-5
INTERCEPTIONS: None
FUMBLES: TUIOTI, T. 1-0; LOGAN-GREENE, E. 1-0

RENO, Nev. (AP) - Carson Strong passed for 305 yards and two touchdowns, Romeo Doubs had 11 receptions for 167 yards — both career highs — and a score, and Nevada beat New Mexico 21-10 on Saturday night.

Strong went 28 of 40 with no interceptions, Elijah Cooks had six catches for 74 yards and a touchdown and Dom Peterson had two sacks for Nevada.

Strong scrambled for seven yards on a third-and-5 and Devonte Lee ran for 14 yards on a fourth-and-1 during a 15-play, 80-yard drive that took more than eight minutes off the clock and was capped by Toa Taua's 1-yard TD run. After New Mexico went three-and-out, Strong connected with Doubs for a 57-yard TD to give Nevada (5-4, 2-3 Mountain West) the lead for good at 14-7 with 5:08 left in the first half.

Cooks capped the scoring with a 20-yard scoring reception late in the fourth quarter.

Ahmari Davis had 15 carries for 80 yards and a touchdown for New Mexico (2-7, 0-5). The Lobos have lost six in a row.

Game Recaps

Game 10

Nevada 17, No. 24 San Diego State 13

Nov. 9, 2019; at SDCCU Stadium (San Diego, Calif.)

Attendance: 27,973



Score by quarters	1	2	3	4	Score	Record
Nevada	3	0	7	7	17	6-4, 3-3 MW
San Diego State	0	3	7	3	13	7-2, 4-2 MW

Scoring summary

Team	Qtr	Time	Scoring	Conversion	Drive	TOP	NEV	SDSU
NEV	1st	03:22	TALTON, B. 34 yd field goal		4-5	1:13	3	0
SDSU	2nd	13:15	ARAIZA, M. 21 yd field goal		13-71	5:07	3	3
NEV	3rd	07:12	COOKS, E. 13 yd pass from STRONG, C.	TALTON, B. kick	16-75	7:48	10	3
SDSU	3rd	01:24	BELL, C. 3 yd run	ARAIZA, M. kick	14-71	5:40	10	10
NEV	4th	10:31	LEE, D. 1 yd run	TALTON, B. kick	5-55	2:02	17	10
SDSU	4th	03:46	ARAIZA, M. 44 yd field goal		11-42	4:00	17	13

Team Statistics

	Nevada	SDSU
FIRST DOWNS	12	18
RUSHES-YARDS (NET)	28-29	39-113
PASSING YDS (NET)	197	196
Passes Comp-Att-Int	20-27-1	18-35-1
TOTAL OFFENSE PLAYS-YARDS	55-226	74-309
Fumble Returns-Yards	0-0	0-0
Punt Returns-Yards	3-47	3-17
Kickoff Returns-Yards	1-8	2-50
Interception Returns-Yards	1-22	1-0
Punts (Number-Avg)	6-40.7	6-51.2
Fumbles-Lost	0-0	0-0
Penalties-Yards	4-28	9-79
Possession Time	27:41	32:19
Third-Down Conversions	2 of 12	7 of 18
Fourth-Down Conversions	2 of 2	2 of 3
Red-Zone Scores-Chances	3-4	2-3
Sacks By: Number-Yards	2-15	2-14

Individual Statistics

Nevada

RUSHING: TAUUA, T. 12-19; LEE, D. 10-13; STRONG, C. 4-0

PASSING: STRONG, C. 19-26-1-147; COOKS, E. 1-1-0-50

RECEIVING: PUTMAN, B. 4-23; TAUUA, T. 4-18; DOUBBS, R. 3-42; COOKS, E. 3-20; CHRISTIAN, D. 2-8; O'LEARY-ORANGE, B. 1-50; FOSSUM, K. 1-30; IKAHIHIFO, H. 1-6; ROBERSON, R. 1-0

INTERCEPTIONS: BROWN, D. 1-22

FUMBLES: None

San Diego State

RUSHING: BELL, C. 11-40; JASMIN, C. 9-34; AGNEW, R. 6-18; WASHINGTON, J. 12-18; WILLIAMS, K. 1-3

PASSING: AGNEW, R. 18-35-0-196

RECEIVING: SMITH, K. 5-40; HOUSTON, P. 3-38; MATTHEWS, J. 3-32; BELLINGER, D. 1-28; DEDEAUX, E. 1-23; BUSBEE, B. 1-14;

RICHARDSON, I. 1-11; JASMIN, C. 1-8; BYRD, J. 1-2; WASHINGTON, J. 1-0

INTERCEPTIONS: HALL, D. 1-0

FUMBLES: None

SAN DIEGO (AP) — Wide receiver Elijah Cooks threw a 50-yard pass on a trick play to set up Devonte Lee's go-ahead, 1-yard run with 10:31 to go that lifted Nevada to a 17-13 victory against No. 24 San Diego State.

The Wolf Pack surprised the Aztecs with a reverse, with running back Toa Tauga flipping the ball to Cooks, who stopped and threw a strike to Brendan O'Leary-Orange at the SDSU 5. Three plays later, Lee burst into the end zone for a 17-10 lead.

The Wolf Pack's go-ahead score came after SDSU converted on a daring fourth-down play that was nullified by a holding call. Coach Rocky Long went for it on fourth-and-1 from his 17 and Chase Jasmin converted, but Jacob Capra was called for holding, forcing the Aztecs to punt.

SDSU's Matt Araiza kicked a 44-yard field goal with 3:46 to go. The Aztecs got the ball back but the drive fizzled near midfield and they turned it over on downs with 1:25 to go.

Cooks also caught a 13-yard touchdown pass from redshirt freshman Carson Strong to give the Wolf Pack a 10-3 lead midway through the third quarter.

Strong, making his third straight start and seventh overall, led an impressive drive to open the second half. The drive was kept alive when Lee ran the wildcat for two yards on fourth-and-1 from the SDSU 10. After a false start, Strong found Cooks open in the end zone for the score. After a brief end zone celebration, the two ran off the field together.

The Aztecs countered with a long drive of their own to tie it on Chance Bell's 3-yard run.

The teams played to a 3-3 halftime tie, with Brandon Talton kicking a 34-yard field goal for Nevada in the first quarter and SDSU's Araiza kicking a 21-yarder early in the second quarter.

Game 11**Nevada 35, Fresno State 28****Nov. 23, 2019; at Bulldog Stadium (Fresno, Calif.)****Attendance: 32,303**

Score by quarters	1	2	3	4	Score	Record
Nevada	14	0	14	7	35	7-4, 4-3 MW
Fresno State	7	14	7	0	28	4-7, 2-5 MW

Scoring summary

Team	Qtr	Time	Scoring	Conversion	Drive	TOP	NEV	FS
NEV	1st	11:58	COOKS, E. 29 yd pass from STRONG, C.	TALTON, B. kick	7-75	3:02	7	0
NEV	1st	02:14	DOUBS, R. 1 yd pass from STRONG, C.	TALTON, B. kick	9-63	4:11	14	0
FS	1st	00:41	RIVERS, R. 34 yd pass from REYNA, J.	SILVA, C. kick	4-75	1:33	14	7
FS	2nd	07:27	WHEATFALL, K. 17 yd pass from WOOLRIDGE, B.	SILVA, C. kick	10-56	4:33	14	14
FS	2nd	05:16	EDWARDS, E. 12 yd pass from REYNA, J.	SILVA, C. kick	5-25	2:03	14	21
FS	3rd	10:20	GRIM, D. 3 yd pass from REYNA, J.	SILVA, C. kick	9-75	4:40	14	28
NEV	3rd	07:27	DOUBS, R. 5 yd pass from STRONG, C.	TALTON, B. kick	7-75	2:47	21	28
NEV	3rd	01:49	LEE, D. 25 yd run	TALTON, B. kick	3-34	1:22	28	28
NEV	4th	00:12	TAUA, T. 3 yd run	TALTON, B. kick	4-25	1:20	35	28

Team Statistics

	Nevada	Fresno State
FIRST DOWNS	18	18
RUSHES-YARDS (NET)	34-254	25-53
PASSING YDS (NET)	154	278
Passes Comp-Att-Int	20-31-0	28-38-1
TOTAL OFFENSE PLAYS-YARDS	65-408	63-331
Fumble Returns-Yards	0-0	0-0
Punt Returns-Yards	2-27	0-0
Kickoff Returns-Yards	4-89	2-39
Interception Returns-Yards	1-0	0-0
Punts (Number-Avg)	3-37.0	4-45.0
Fumbles-Lost	2-2	0-0
Penalties-Yards	7-50	8-96
Possession Time	31:29	28:31
Third-Down Conversions	7 of 15	8 of 14
Fourth-Down Conversions	3 of 3	0 of 1
Red-Zone Scores-Chances	3-3	3-3
Sacks By: Number-Yards	4-35	2-7

Individual Statistics**Nevada**

RUSHING: TAUA, T. 20-135; LEE, D. 4-77; STRONG, C. 8-19; CONAWAY, Q. 1-17; MOORE, K. 1-6
PASSING: STRONG, C. 20-31-3-154
RECEIVING: DOUBS, R. 6-33; COOKS, E. 5-60; LOCKHART, J. 2-17; CHRISTIAN, D. 2-15; TAUA, T. 2-14, O'LEARY-ORANGE, B. 1-7; STOVALL, M. 1-5; IKAHIHIFO, H. 1-3
INTERCEPTIONS: HALL, L. 1-0
FUMBLES: DOUBS, R. 1-1; TAUA, T. 1-1

Fresno State

RUSHING: HOKIT, J. 7-32; RIVERS, R. 7-20; REYNA, J. 11-1
PASSING: REYNA, J. 27-37-3-261; WOOLRIDGE, B. 1-1-1-17
RECEIVING: RIVERS, R. 7-88; RICE, J. 5-71; POPE, Z. 4-50; WHEATFALL, K. 4-35; EDWARDS, E. 3-33; GRIM, D. 3-14; HOKIT, J. 1--3; KELLY, J. 1--10
INTERCEPTIONS: None
FUMBLES: None

FRESNO, Calif. (AP) — Toa Taua ran for 135 yards and scored on a 3-yard TD run with 12 seconds left to help Nevada beat Fresno State 35-28 on Saturday night.

Ben Putman returned a punt 24 yards to the Fresno State 25 with 1:20 left and the game tied at 28. On the next play, Taua ran 21 yards to set up the Wolf Pack (7-4, 4-3 Mountain West) with a first-and-goal with 1:10 left. Taua gained 1 yard on his first two carries and then scored on third-and-goal, leaving only enough time for the Bulldogs (4-7, 2-5) to attempt multiple laterals on the ensuing kickoff before finally getting tackled after time expired.

Quinton Conaway's punt with 1:46 left in the game pinned the Bulldogs at their 3, and Jorge Reyna threw three incomplete passes

before Fresno State punted. Reyna finished with 261 yards passing, three touchdowns and one interception.

The loss knocks Fresno State out of bowl contention.

Game Recaps

Game 12

UNLV 33, Nevada 30

Nov. 30, 2019; at Mackay Stadium (Reno, Nev.)

Attendance: 16,683



Score by quarters	1	2	3	4	OT	Score	Record
UNLV	17	7	0	3	6	33	4-8, 2-6 MW
Nevada	0	13	3	14	3	30	7-5, 4-4 MW

Scoring summary

Team	Qtr	Time	Scoring	Conversion	Drive	TOP	UNLV	NEV
UNLV	1st	10:19	GUTIERREZ, D. 40 yd field goal		7-30	2:19	3	0
UNLV	1st	04:43	WILLIAMS, C. 80 yd run	GUTIERREZ, D. kick	1-80	0:10	10	0
UNLV	1st	01:38	STEVENSON, M. 32 yd pass from OBLAD, K.	GUTIERREZ, D. kick	4-53	1:45	17	0
NEV	2nd	13:09	LEE, D. 2 yd run	PETTIT, S. kick	10-74	3:29	17	7
NEV	2nd	08:02	TALTON, B. 27 yd field goal		8-67	2:52	17	10
NEV	2nd	03:10	TALTON, B. 31 yd field goal		8-28	1:51	17	13
UNLV	2nd	02:58	JENKINS, S. 75 yd pass from OBLAD, K.	GUTIERREZ, D. kick	1-75	0:12	24	13
UNLV	4th	09:08	GUTIERREZ, D. 50 yd field goal		6-35	2:33	27	13
NEV	4th	06:47	CHRISTIAN, D. 24 yd pass from STRONG, C.	TALTON, B. kick	8-70	2:15	27	20
NEV	4th	01:32	LEE, D. 1 yd run	TALTON, B. kick	10-75	3:45	27	27
NEV	OT		TALTON, B. 42 yd field goal		4-0	0:00	27	30
UNLV	OT		JENKINS, S. 19 yd pass from OBLAD, K.		3-25	0:00	33	30

Team Statistics

	UNLV	Nevada
FIRST DOWNS	15	28
RUSHES-YARDS (NET)	34-183	37-108
PASSING YDS (NET)	229	351
Passes Comp-Att-Int	16-22-0	33-54-0
TOTAL OFFENSE PLAYS-YARDS	56-412	91-459
Fumble Returns-Yards	0-0	0-0
Punt Returns-Yards	0-0	4-48
Kickoff Returns-Yards	0-0	3-58
Interception Returns-Yards	0-0	0-0
Punts (Number-Avg)	5-43.6	5-43.4
Fumbles-Lost	0-0	1-0
Penalties-Yards	8-49	7-50
Possession Time	25:13	34:47
Third-Down Conversions	4 of 12	8 of 19
Fourth-Down Conversions	0 of 1	1 of 2
Red-Zone Scores-Chances	1-1	4-5
Sacks By: Number-Yards	3-23	2-13

Individual Statistics

Nevada
RUSHING: LEE, D. 11-44; TAUUA, T. 15-43; MOORE, K. 2-18; PUTMAN, B. 1-4; STRONG, C. 7-1; TEAM 1--2
PASSING: STRONG, C. 33-54-0-351
RECEIVING: COOKS, E. 12-151; CHRISTIAN, D. 11-98; PUTMAN, B. 5-69; O'LEARY-ORANGE, B. 3-28; LOCKHART, J. 1-3; TAUUA, T. 1-2
INTERCEPTIONS: None
FUMBLES: TEAM 1-0
UNLV
RUSHING: WILLIAMS, C. 20-138; REESE, C. 6-37; MAGYAR, C. 3-11; OBLAD, K. 5--3
PASSING: OBLAD, K. 16-22-0-229
RECEIVING: JENKINS, S. 5-140; STEVENSON, M. 3-49; GASSER, J. 3-22; FAUOLO, G. 1-10; MAGYAR, C. 1-4; WILLIAMS, C. 1-2; NEAL, J. 1-2; BEAN, N. 1-0
INTERCEPTIONS: None
FUMBLES: None

RENO, Nev. (AP) - UNLV redshirt freshman quarterback Kenyon Oblad hooked up with freshman receiver Steve Jenkins for a 19-yard touchdown in overtime and UNLV slipped past instate rival Nevada 33-30 in the Battle for the Fremont Cannon.

UNLV (4-8, 2-6 Mountain West) jumped out to a 17-0 lead by the end of the first quarter on Daniel Gutierrez's 40-yard field goal, Charles Williams' 80-yard TD run and Oblad's 32-yard scoring strike to Mekhi Stevenson.

Nevada (7-5, 4-4 Mountain West) scored on three straight possessions -- a 2-yard TD run by Devonte Lee and two field goals by Brandon Talton -- to close within 17-13. But Oblad needed just one play after Talton's second field goal to push the lead Rebels' lead to 24-13 when he connected with Jenkins for a 75-yard score on first down.

After a scoreless third quarter, Gutierrez booted a 50-yard field goal to put UNLV up 27-13 with 9:08 remaining in the game. The Wolf Pack closed to within 27-20 on Carson Strong's 24-yard TD pass to Dominic

Christian with 6:47 left and sent the game to overtime when Lee capped a 10-play, 75-yard drive with a 1-yard TD run with 1:32 left in regulation.

Nevada grabbed a 30-27 lead in overtime on Talton's 42-yard field goal, but the Rebels needed just three plays for Oblad to find Jenkins for the game-winner.

Oblad finished 16-of-22 passing for 229 yards and three TDs. Williams ran for 138 yards on 20 carries, while Jenkins hauled in five passes for a career-high 140 yards and his first two TDs.

Strong completed 33 of 54 passes for 351 yards and a TD for the Wolf Pack. Elijah Cooks had 12 catches for 151 yards -- both were career highs for the junior.

Nevada, which was trying for its first eight-win season since 2010, saw its three-game win streak end.

2019 Nevada Football
Nevada Game Results (as of Dec 03, 2019)
All games

Date	Opponent		Score	Overall	Conference	Time	Attend
Aug 30, 2019	PURDUE	W	34-31	1-0	0-0	3:58	20144
9/7/19	at Oregon	L	6-77	1-1	0-0	3:14	50920
Sep 14, 2019	WEBER STATE	W	19-13	2-1	0-0	3:05	14174
Sep 21, 2019	at UTEP	W	37-21	3-1	0-0	2:55	10493
* Sep 28, 2019	HAWAI'I	L	3-54	3-2	0-1	3:10	15137
* Oct 12, 2019	SAN JOSE STATE	W	41-38	4-2	1-1	3:28	15311
* Oct 19, 2019	at Utah State	L	10-36	4-3	1-2	3:34	15240
* Oct 26, 2019	at Wyoming	L	3-31	4-4	1-3	2:49	16126
* Nov 02, 2019	NEW MEXICO	W	21-10	5-4	2-3	3:15	15631
* Nov 09, 2019	at San Diego State	W	17-13	6-4	3-3	3:14	27973
* Nov 23, 2019	at Fresno State	W	35-28	7-4	4-3	3:27	32303
* Nov 30, 2019	UNLV	Lo	30-33	7-5	4-4	3:19	16683

2019 Nevada Football
Nevada Overall Team Statistics (as of Dec 03, 2019)
All games

Team Statistics	NEV	OPP
SCORING	256	385
Points Per Game	21.3	32.1
Points Off Turnovers	46	84
FIRST DOWNS	227	233
Rushing	84	94
Passing	127	129
Penalty	16	10
RUSHING YARDAGE	1474	1655
Yards gained rushing	1807	1938
Yards lost rushing	333	283
Rushing Attempts	427	400
Average Per Rush	3.5	4.1
Average Per Game	122.8	137.9
TDs Rushing	15	15
PASSING YARDAGE	2845	3117
Comp-Att-Int	278-450-13	237-390-11
Average Per Pass	6.3	8.0
Average Per Catch	10.2	13.2
Average Per Game	237.1	259.8
TDs Passing	13	31
TOTAL OFFENSE	4319	4772
Total Plays	877	790
Average Per Play	4.9	6.0
Average Per Game	359.9	397.7
KICK RETURNS: #-Yards	29-580	18-381
PUNT RETURNS: #-Yards	18-176	28-200
INT RETURNS: #-Yards	11-85	13-89
KICK RETURN AVERAGE	20.0	21.2
PUNT RETURN AVERAGE	9.8	7.1
INT RETURN AVERAGE	7.7	6.8
FUMBLES-LOST	20-9	16-6
PENALTIES-Yards	92-714	75-658
Average Per Game	59.5	54.8
PUNTS-Yards	70-2851	60-2573
Average Per Punt	40.7	42.9
Net punt average	36.7	38.3
KICKOFFS-Yards	56-3313	72-4294
Average Per Kick	59.2	59.6
Net kick average	36.3	40.5
TIME OF POSSESSION/Game	32:12	27:48
3RD-DOWN Conversions	73/193	58/160
3rd-Down Pct	38%	36%
4TH-DOWN Conversions	12/21	13/23
4th-Down Pct	57%	57%
SACKS BY-Yards	22-163	30-190
MISC YARDS	0	0
TOUCHDOWNS SCORED	29	49
FIELD GOALS-ATTEMPTS	18-22	13-15
ON-SIDE KICKS	0-0	0-0
RED-ZONE SCORES	(33-41) 80%	(34-40) 85%
RED-ZONE TOUCHDOWNS	(19-41) 46%	(28-40) 70%
PAT-ATTEMPTS	(28-29) 97%	(48-48) 100%
ATTENDANCE	97080	153055
Games/Avg Per Game	6/16180	6/25509
Neutral Site Games		0/0

Score by Quarters	1st	2nd	3rd	4th	OT	Total
Nevada	43	77	48	85	3	256
Opponents	88	137	97	57	6	385

2019 Nevada Football
Nevada Overall Individual Statistics (as of Dec 03, 2019)
All games

Rushing	gp-gs	att	gain	loss	net	avg	td	lg	avg/g
TAUA, Toa	12-9	190	800	41	759	4.0	6	27	63.2
LEE, Devonte	8-0	57	315	22	293	5.1	6	51	36.6
KINCAIDE, J.	4-2	32	147	1	146	4.6	1	33	36.5
SOLANO, C.	10-1	26	169	31	138	5.3	0	47	13.8
MOORE, Kelton	9-1	34	136	10	126	3.7	2	16	14.0
STRONG, Carson	9-9	50	164	142	22	0.4	0	18	2.4
NEAL, Roger	11-0	11	22	3	19	1.7	0	8	1.7
CONAWAY, Q.	12-0	1	17	0	17	17.0	0	17	1.4
HENRY, Malik	3-2	11	33	26	7	0.6	0	13	2.3
PUTMAN, Ben	12-0	1	4	0	4	4.0	0	4	0.3
DOUBS, Romeo	10-8	1	0	1	-1	-1.0	0	0	-0.1
CHRISTIAN, D.	12-9	1	0	9	-9	-9.0	0	0	-0.8
McCLURE, Hamish	2-0	2	0	9	-9	-4.5	0	0	-4.5
TEAM	9-0	10	0	38	-38	-3.8	0	0	-4.2
Total	12	427	1807	333	1474	3.5	15	51	122.8
Opponents	12	400	1938	283	1655	4.1	15	80	137.9

Passing	gp-gs	effic	comp-att-int	pct	yds	td	lg	avg/g
STRONG, Carson	9-9	119.19	206-325-7	63.4	1933	10	57	214.8
HENRY, Malik	3-2	111.68	42-78-4	53.8	593	1	75	197.7
SOLANO, C.	10-1	118.13	25-41-2	61.0	248	2	41	24.8
McCLURE, Hamish	2-0	156.00	3-3-0	100.	20	0	10	10.0
COOKS, Elijah	12-12	520.00	1-1-0	100.	50	0	50	4.2
TEAM	9-0	0.00	0-1-0	0.0	0	0	0	0.0
MOORE, Kelton	9-1	108.40	1-1-0	100.	1	0	1	0.1
Total	12	118.64	278-450-13	61.8	2845	13	75	237.1
Opponents	12	148.49	237-390-11	60.8	3117	31	75	259.8

Receiving	gp-gs	no.	yds	avg	td	lg	avg/g
COOKS, Elijah	12-12	62	729	11.8	7	55	60.8
DOUBS, Romeo	10-8	44	649	14.8	4	75	64.9
CHRISTIAN, D.	12-9	35	321	9.2	2	38	26.8
TAUA, Toa	12-9	30	185	6.2	0	41	15.4
FOSSUM, Kaleb	10-3	28	292	10.4	0	30	29.2
PUTMAN, Ben	12-0	20	224	11.2	0	35	18.7
STOVALL, M.	8-1	12	87	7.2	0	23	10.9
KINCAIDE, J.	4-2	8	61	7.6	0	35	15.2
MOORE, Kelton	9-1	6	17	2.8	0	23	1.9
O'LEARY-ORANGE	6-1	5	85	17.0	0	50	14.2
LEE, Devonte	8-0	5	35	7.0	0	13	4.4
LOCKHART, J.	4-0	5	33	6.6	0	9	8.2
IKAHIHIFO, H.	11-4	5	22	4.4	0	10	2.0
HUMPHREY, John	6-0	4	28	7.0	0	18	4.7
TURNER, Cole	12-0	3	33	11.0	0	14	2.8
LAPPIN, C.	12-4	3	32	10.7	0	19	2.7
ROBERSON, R.	12-6	2	4	2.0	0	4	0.3
NEAL, Roger	11-0	1	8	8.0	0	8	0.7
Total	12	278	2845	10.2	13	75	237.1
Opponents	12	237	3117	13.2	31	75	259.8

Punt Returns	no.	yds	avg	td	lg
DOUBS, Romeo	8	86	10.8	0	24
PUTMAN, Ben	6	75	12.5	0	24
FOSSUM, Kaleb	4	15	3.8	0	8
Total	18	176	9.8	0	24
Opponents	28	200	7.1	1	28

Interceptions	no.	yds	avg	td	lg
BROWN, Daniel	4	24	6.0	0	22
ROBINS, Berdale	2	5	2.5	0	5
HALL, Lawson	2	2	1.0	0	2
ARNOLD, Austin	1	40	40.0	1	40
LEE, Jordan	1	0	0.0	0	0
WILLIAMS, Tyson	1	14	14.0	0	14
Total	11	85	7.7	1	40
Opponents	13	89	6.8	0	38

Kick Returns	no.	yds	avg	td	lg
PUTMAN, Ben	11	221	20.1	0	31
TAUA, Toa	4	89	22.2	0	25
STOVALL, M.	4	81	20.2	0	27
HUMPHREY, John	3	62	20.7	0	33
MOORE, Kelton	3	57	19.0	0	24
SWINT, C.	2	34	17.0	0	22
HENLEY, Daiyan	1	12	12.0	0	12
KINCAIDE, J.	1	24	24.0	0	24
Total	29	580	20.0	0	33
Opponents	18	381	21.2	1	100

Fumble Returns	no.	yds	avg	td	lg
ROBINS, Berdale	1	4	4.0	0	4
Total	1	4	4.0	0	4
Opponents	1	12	12.0	1	11

2019 Nevada Football
Nevada Overall Individual Statistics (as of Dec 03, 2019)
All games

Scoring	td	fg	PAT				dxp	saf	pts
			kick	rush	rcv	pass			
TALTON, Brandon	-	18-22	27-28	-	-	-	-	-	81
COOKS, Elijah	7	-	-	-	-	-	-	-	42
LEE, Devonte	6	-	-	-	-	-	-	-	36
TAUA, Toa	6	-	-	-	-	-	-	-	36
DOUBS, Romeo	4	-	-	-	-	-	-	-	24
CHRISTIAN, D.	2	-	-	-	-	-	-	-	12
MOORE, Kelton	2	-	-	-	-	-	-	-	12
KINCAIDE, J.	1	-	-	-	-	-	-	-	6
ARNOLD, Austin	1	-	-	-	-	-	-	-	6
PETTIT, Spencer	-	-	1-1	-	-	-	-	-	1
Total	29	18-22	28-29	-	-	-	-	-	256
Opponents	49	13-15	48-48	-	-	-	-	2	385

Total Offense	g	plays	rush	pass	total	avg/g
STRONG, Carson	9	375	22	1933	1955	217.2
TAUA, Toa	12	190	759	0	759	63.2
HENRY, Malik	3	89	7	593	600	200.0
SOLANO, C.	10	67	138	248	386	38.6
LEE, Devonte	8	57	293	0	293	36.6
KINCAIDE, J.	4	32	146	0	146	36.5
MOORE, Kelton	9	35	126	1	127	14.1
COOKS, Elijah	12	1	0	50	50	4.2
NEAL, Roger	11	11	19	0	19	1.7
CONAWAY, Q.	12	1	17	0	17	1.4
McCLURE, Hamish	2	5	-9	20	11	5.5
PUTMAN, Ben	12	1	4	0	4	0.3
DOUBS, Romeo	10	1	-1	0	-1	-0.1
CHRISTIAN, D.	12	1	-9	0	-9	-0.8
TEAM	9	11	-38	0	-38	-4.2
Total	12	877	1474	2845	4319	359.9
Opponents	12	790	1655	3117	4772	397.7

Field Goals	fg	pct.	01-19	20-29	30-39	40-49	50-99	lg	blk
TALTON, Brandon	18-22	81.8	0-0	7-8	7-8	3-3	1-3	56	0

FG Sequence	Nevada	Opponents
Purdue	(34),(56)	(32)
Oregon	(24),(45)	-
Weber State	(36),(30),(25),(34)	(43),(47)
UTEP	(27)	-
Hawai'i	(36)	(44)
San Jose State	(25),(40)	(44)
Utah State	(23),51	(29),(32),47
Wyoming	(28),30	(20)
New Mexico	-	53,(49)
San Diego State	(34)	(21),(44)
Fresno State	50	-
UNLV	29,(27),(31),(42)	(40),(50)

Punting	no.	yds	avg	lg	tb	fc	i20	50+	blk
CONAWAY, Q.	58	2482	42.8	67	3	9	15	10	2
STRONG, Carson	10	369	36.9	53	1	0	7	1	0
TEAM	2	0	0.0	0	0	0	0	0	0
Total	70	2851	40.7	67	4	9	22	11	2
Opponents	60	2573	42.9	59	5	13	19	11	0

Kickoffs	no.	yds	avg	tb	ob	retn	net	ydln
DIAZ, Julian	51	3041	59.6	34	1			
CONAWAY, Q.	5	272	54.4	2	0			
Total	56	3313	59.2	36	1	21.2	36.3	28
Opponents	72	4294	59.6	32	0	20.0	40.5	24

Numbers in (parentheses) indicate field goal was made.

2019 Nevada Football
Nevada Overall Individual Statistics (as of Dec 03, 2019)
All games

All Purpose	g	rush	rcv	pr	kr	ir	total	avg/g
TAUA, Toa	12	759	185	0	89	0	1033	86.1
DOUBS, Romeo	10	-1	649	86	0	0	734	73.4
COOKS, Elijah	12	0	729	0	0	0	729	60.8
PUTMAN, Ben	12	4	224	75	221	0	524	43.7
LEE, Devonte	8	293	35	0	0	0	328	41.0
CHRISTIAN, D.	12	-9	321	0	0	0	312	26.0
FOSSUM, Kaleb	10	0	292	15	0	0	307	30.7
KINCAIDE, J.	4	146	61	0	24	0	231	57.8
MOORE, Kelton	9	126	17	0	57	0	200	22.2
STOVALL, M.	8	0	87	0	81	0	168	21.0
SOLANO, C.	10	138	0	0	0	0	138	13.8
HUMPHREY, Jo	6	0	28	0	62	0	90	15.0
O'LEARY-ORA	6	0	85	0	0	0	85	14.2
ARNOLD, Austi	12	0	0	0	0	40	40	3.3
SWINT, C.	7	0	0	0	34	0	34	4.9
TURNER, Cole	12	0	33	0	0	0	33	2.8
LOCKHART, J.	4	0	33	0	0	0	33	8.2
LAPPIN, C.	12	0	32	0	0	0	32	2.7
NEAL, Roger	11	19	8	0	0	0	27	2.5
BROWN, Daniel	10	0	0	0	0	24	24	2.4
STRONG, Cars	9	22	0	0	0	0	22	2.4
IKAHIHIFO, H.	11	0	22	0	0	0	22	2.0
CONAWAY, Q.	12	17	0	0	0	0	17	1.4
WILLIAMS, Tys	12	0	0	0	0	14	14	1.2
HENLEY, Daiya	4	0	0	0	12	0	12	3.0
HENRY, Malik	3	7	0	0	0	0	7	2.3
ROBINS, Berdal	12	0	0	0	0	5	5	0.4
ROBERSON, R.	12	0	4	0	0	0	4	0.3
HALL, Lawson	12	0	0	0	0	2	2	0.2
McCLURE, Ham	2	-9	0	0	0	0	-9	-4.5
TEAM	9	-38	0	0	0	0	-38	-4.2
Total	12	1474	2845	176	580	85	5160	430.0
Opponents	12	1655	3117	200	381	89	5442	453.5

2019 Nevada Football
Nevada Overall Defensive Statistics (as of Dec 03, 2019)
All games

##	Defensive Leaders	gp-gs	Tackles				Sacks no-yds	Pass defense			Fumbles		blkd	
			ua	a	tot	tfl/yds		int-yds	brup	qbh	rcv-yds	ff	kick	saf
6	WILLIAMS, Tyson	12-12	43	34	77	1.0-1	.	1-14	7
4	MUHAMMAD, EJ	11-11	36	17	53	0.5-1	.	.	6	.	1-0	1	.	.
7	SEWELL, Gabe	12-12	24	28	52	5.5-14	.	.	1	.	.	1	.	.
28	ARNOLD, Austin	12-12	39	12	51	.	.	1-40	4
30	HALL, Lawson	12-10	29	20	49	3.0-12	1.5-10	2-2	2
25	BROWN, Daniel	10-10	29	12	41	3.0-12	.	4-24	5
52	ADAMS, Kyle	12-6	24	13	37	3.0-7	1	.	.
99	PETERSON, Dom	11-11	22	14	36	13.5-58	8.0-48	1	.	.
13	LEE, Jordan	12-4	23	8	31	4.0-27	1.0-22	1-0
96	SEKONA, Hausia	12-9	17	13	30	3.5-17	1.5-13
5	JOHNSON, Emany	7-6	20	10	30	1.0-1	.	.	1	1
98	HAMMOND, Sam	12-5	14	15	29	1.5-9	1.5-8	.	.	2
16	BROADY, Maliek	11-2	15	5	20	2.0-22	2.0-22	1	.	.
12	JACKSON, M.	12-2	11	9	20
47	TOOMER, K.	6-6	8	11	19	3.0-13	1.0-6	.	1	2
50	TOURAY, Lamin	11-0	6	12	18
1	ROBINS, Berdale	12-3	12	5	17	.	.	2-5	5	.	1-4	.	.	.
54	GREEN, Chris	12-4	13	3	16	5.5-17	1.0-6
32	MIRANDA, G.	12-0	9	3	12	.	.	.	1	1
17	FOTOFILI, James	10-0	8	4	12	0.5-2	0.5-2
22	GODLEY, Jayce	11-0	7	4	11
24	WEBER, Lucas	5-5	6	5	11	1.0-4	1-0	.	.	.
4J	GRZESIAK, D.	12-0	4	3	7
92	MEDER, Kaleb	6-1	3	3	6
37	JOHNSON, D.	5-1	4	2	6
11	HENLEY, Daiyan	4-0	4	1	5
95	NICHOLS, T.	11-0	3	2	5	3.5-26	4.0-26	1	.	.
57	LEWIS, Jaden	8-0	2	3	5	2.0-8
45	PRICE, Trevor	7-0	2	3	5	1.0-1
53	MAHANNAH, Zak	5-0	2	2	4
29	HAMILTON, I.	12-0	2	2	4	.	.	.	1
15	DEDMAN, Jaden	10-0	.	3	3
33	CLAIBORNE, J.	12-0	2	.	2
10	PUTMAN, Ben	12-0	.	2	2	2-0	.	.	.
63	JOHNSON, Amir	3-0	1	1	2
65	FROST, Aaron	12-12	.	1	1
3E	CONAWAY, Q.	12-0	1	.	1
3	FOSSUM, Kaleb	10-3	1	.	1
0D	COOKS, Elijah	12-12	1	.	1
51	HILL, Robert	8-0	1	.	1
0E	KINCAIDE, J.	4-2	1	.	1
8	CURETON, Kaymen	5-0	.	1	1
85	ORTEGA, Austin	3-0	1	.	1
3A	ROBERSON, R.	12-6	1	.	1
90	GARCIA, Breyton	9-0	1-0	.	.	.
Total		12	451	286	737	58-252	22-163	11-85	34	6	6-4	6	.	.
Opponents		12	551	260	811	91-344	30-190	13-89	43	8	9-12	14	3	2

2019 Nevada Football
Nevada Team Game-by-Game (as of Dec 03, 2019)
All games

TEAM STATISTICS

		Rushing				Receiving				Passing				Kick Returns				Punt Returns				tot		
Date	Opponent	no.	yds	td	lg	no.	yds	td	lg	cmp	att	int	yds	td	lg	no.	yds	td	lg	no.	yds	td	lg	off
Aug 30	PURDUE	25	109	1	12	30	295	3	38	30-52-0	295	3	38	1	24	0	24	1	6	0	6		404	
9/7/19	at Oregon	40	83	0	11	16	109	0	23	16-28-2	109	0	23	3	45	0	17	0	0	0	0		192	
Sep 14	WEBER STATE	42	153	1	33	31	300	0	35	31-45-2	300	0	35	1	24	0	24	2	7	0	8		453	
Sep 21	at UTEP	37	193	3	47	16	210	2	41	16-22-1	210	2	41	0	0	0	0	1	1	0	1		403	
Sep 28	HAWAII	36	98	0	18	18	105	0	21	18-31-2	105	0	21	5	87	0	21	0	0	0	0		203	
Oct 12	SAN JOSE STATE	51	189	3	27	22	352	1	75	22-37-2	352	1	75	4	93	0	33	2	15	0	8		541	
Oct 19	at Utah State	35	113	1	20	17	213	0	33	17-38-2	213	0	33	5	109	0	23	0	0	0	0		326	
Oct 26	at Wyoming	28	81	0	31	27	254	0	34	27-45-1	254	0	34	1	16	0	16	2	1	0	4		335	
Nov 02	NEW MEXICO	34	64	1	19	28	305	2	57	28-40-0	305	2	57	1	27	0	27	1	24	0	24		369	
Nov 09	at San Diego State	28	29	1	11	20	197	1	50	20-27-1	197	1	50	1	8	0	8	3	47	0	23		226	
Nov 23	at Fresno State	34	254	2	51	20	154	3	29	20-31-0	154	3	29	4	89	0	25	2	27	0	24		408	
Nov 30	UNLV	37	108	2	16	33	351	1	43	33-54-0	351	1	43	3	58	0	25	4	48	0	22		459	
Nevada		427	1474	15	51	278	2845	13	75	278-450-13	2845	13	75	29	580	0	33	18	176	0	24		4319	
		400	1655	15	80	237	3117	31	75	237-390-11	3117	31	75	18	381	1	100	28	200	1	28		4772	

Games: 12 • Avg/rush: 3.5 • Avg/catch: 10.2 • Pass effic: 118.64 • KR avg: 20.0 • PR avg: 9.8 • All purpose avg/game: 430.0 • Total offense avg/gm: 359.9

Date	Opponent	Tackles				Sacks no-yds	Fumble		Pass Defense			blkd kick	PAT Attempts			off		
		ua	a	total	tfl-yds		ff	fr-yds	int-yds	qbh	brup		kick	rush	rcv	saf	t/o	pts
Aug 30	PURDUE	45	32	77	7.0-16	1.0-3	2	3-0	2-0	0	5	0	4-4	0	0	0	13	34
9/7/19	at Oregon	40	30	70	3.0-5	1.0-2	0	1-0	0-0	3	0	0	0-0	0	0	0	3	6
Sep 14	WEBER STATE	27	14	41	10.0-29	1.0-0	1	0-0	1-2	0	3	0	1-1	0	0	0	3	19
Sep 21	at UTEP	27	56	83	4.0-26	3.0-21	0	0-0	3-16	2	0	0	4-5	0	0	0	13	37
Sep 28	HAWAII	48	10	58	6.0-19	2.0-13	0	0-0	0-0	0	1	0	0-0	0	0	0	0	3
Oct 12	SAN JOSE STATE	27	13	40	2.0-4	0.0-0	0	1-0	1-40	0	6	0	5-5	0	0	0	7	41
Oct 19	at Utah State	31	39	70	5.0-29	3.0-27	2	1-4	1-5	1	5	0	1-1	0	0	0	0	10
Oct 26	at Wyoming	42	20	62	1.0-9	1.0-9	0	0-0	1-0	0	0	0	0-0	0	0	0	0	3
Nov 02	NEW MEXICO	39	16	55	3.0-26	2.0-25	1	0-0	0-0	0	4	0	3-3	0	0	0	0	21
Nov 09	at San Diego State	43	28	71	5.0-20	2.0-15	0	0-0	1-22	0	3	0	2-2	0	0	0	0	17
Nov 23	at Fresno State	42	16	58	9.0-54	4.0-35	0	0-0	1-0	0	3	0	5-5	0	0	0	7	35
Nov 30	UNLV	40	12	52	3.0-15	2.0-13	0	0-0	0-0	0	4	0	3-3	0	0	0	0	30
Nevada		451	286	737	58.0-252	22.0-163	6	6-4	11-85	6	34	0	28-29	0	0	0	46	256
		551	260	811	91.0-344	30.0-190	14	9-12	13-89	8	43	3	48-48	0	0	2	84	385

		Punting										Field Goals			Kickoffs				
Date	Opponent	no.	yds	avg	long	blkd	tb	fc	50+	i20	md-att	long	blkd	no.	yds	avg	tb	ob	
Aug 30	PURDUE	10	471	47.1	67	0	1	1	3	5	2-2	56	0	5	272	54.4	2	0	
9/7/19	at Oregon	8	342	42.8	56	0	1	1	2	2	2-2	45	0	3	193	64.3	1	0	
Sep 14	WEBER STATE	4	126	31.5	56	1	0	0	1	1	4-4	36	0	6	272	45.3	4	0	
Sep 21	at UTEP	2	89	44.5	49	0	0	0	0	0	1-1	27	0	7	455	65.0	6	0	
Sep 28	HAWAI'I	5	151	30.2	45	1	1	2	0	0	1-1	36	0	3	205	68.3	1	0	
Oct 12	SAN JOSE STATE	4	153	38.2	46	0	0	1	0	1	2-2	40	0	7	456	65.1	6	0	
Oct 19	at Utah State	10	404	40.4	60	0	1	3	3	2	1-2	23	0	4	230	57.5	1	0	
Oct 26	at Wyoming	6	247	41.2	47	0	0	0	0	2	1-2	28	0	2	130	65.0	2	0	
Nov 02	NEW MEXICO	7	296	42.3	53	0	0	0	1	2	0-0	0	0	4	160	40.0	4	0	
Nov 09	at San Diego State	6	244	40.7	48	0	0	1	0	2	1-1	34	0	4	234	58.5	1	0	
Nov 23	at Fresno State	3	111	37.0	48	0	0	0	0	2	0-1	0	0	5	323	64.6	3	0	
Nov 30	UNLV	5	217	43.4	67	0	0	0	1	3	3-4	42	0	6	383	63.8	5	1	
Nevada		70	2851	40.7	67	2	4	9	11	22	18-22	56	0	56	3313	59.2	36	1	
		60	2573	42.9	59	0	5	13	11	19	13-15	50	0	72	4294	59.6	32	0	

2019 Nevada Football
Nevada Game Superlatives (as of Dec 03, 2019)
All games

INDIVIDUAL GAME HIGHS

Rushes	34	TAUA, Toa vs San Jose State (Oct 12, 2019)
Yards Rushing	160	TAUA, Toa vs San Jose State (Oct 12, 2019)
TD Rushes	2	MOORE, Kelton at UTEP (Sep 21, 2019)
	2	LEE, Devonte vs San Jose State (Oct 12, 2019)
	2	LEE, Devonte vs UNLV (Nov 30, 2019)
Long Rush	51	LEE, Devonte at Fresno State (Nov 23, 2019)
Pass attempts	54	STRONG, Carson vs UNLV (Nov 30, 2019)
Pass completions	33	STRONG, Carson vs UNLV (Nov 30, 2019)
Yards Passing	352	HENRY, Malik vs San Jose State (Oct 12, 2019)
TD Passes	3	STRONG, Carson vs Purdue (Aug 30, 2019)
	3	STRONG, Carson at Fresno State (Nov 23, 2019)
Long Pass	75	HENRY, Malik vs San Jose State (Oct 12, 2019)
Receptions	12	COOKS, Elijah vs UNLV (Nov 30, 2019)
Yards Receiving	167	DOUBS, Romeo vs New Mexico (Nov 02, 2019)
TD Receptions	2	COOKS, Elijah vs Purdue (Aug 30, 2019)
	2	COOKS, Elijah at UTEP (Sep 21, 2019)
	2	DOUBS, Romeo at Fresno State (Nov 23, 2019)
Long Reception	75	DOUBS, Romeo vs San Jose State (Oct 12, 2019)
Field Goals	4	TALTON, Brandon vs Weber State (Sep 14, 2019)
Long Field Goal	56	TALTON, Brandon vs Purdue (Aug 30, 2019)
Punts	10	CONAWAY, Q. at Utah State (Oct 19, 2019)
Punting Avg	48.5	CONAWAY, Q. vs Purdue (Aug 30, 2019)
Long Punt	67	CONAWAY, Q. vs Purdue (Aug 30, 2019)
	67	CONAWAY, Q. vs UNLV (Nov 30, 2019)
Punts inside 20	3	STRONG, Carson vs Purdue (Aug 30, 2019)
Long Punt Return	24	DOUBS, Romeo vs New Mexico (Nov 02, 2019)
	24	PUTMAN, Ben at Fresno State (Nov 23, 2019)
Long Kickoff Return	33	HUMPHREY, John vs San Jose State (Oct 12, 2019)
Tackles	12	WILLIAMS, Tyson vs Purdue (Aug 30, 2019)
Sacks	2.0	NICHOLS, T. at UTEP (Sep 21, 2019)
	2.0	BROADY, Maliek at Utah State (Oct 19, 2019)
	2.0	PETERSON, Dom vs New Mexico (Nov 02, 2019)
Tackles For Loss	3.5	SEWELL, Gabe vs Weber State (Sep 14, 2019)
Interceptions	2	BROWN, Daniel vs Purdue (Aug 30, 2019)

2019 Nevada Football
Nevada Game Superlatives (as of Dec 03, 2019)
All games

TEAM GAME HIGHS

Rushes	51	vs San Jose State (Oct 12, 2019)
Yards Rushing	254	at Fresno State (Nov 23, 2019)
Yards Per Rush	7.5	at Fresno State (Nov 23, 2019)
TD Rushes	3	at UTEP (Sep 21, 2019)
	3	vs San Jose State (Oct 12, 2019)
Pass attempts	54	vs UNLV (Nov 30, 2019)
Pass completions	33	vs UNLV (Nov 30, 2019)
Yards Passing	352	vs San Jose State (Oct 12, 2019)
Yards Per Pass	9.5	at UTEP (Sep 21, 2019)
TD Passes	3	vs Purdue (Aug 30, 2019)
	3	at Fresno State (Nov 23, 2019)
Total Plays	91	vs UNLV (Nov 30, 2019)
Total Offense	541	vs San Jose State (Oct 12, 2019)
Yards Per Play	6.8	at UTEP (Sep 21, 2019)
Points	41	vs San Jose State (Oct 12, 2019)
Sacks By	4	at Fresno State (Nov 23, 2019)
First Downs	28	vs UNLV (Nov 30, 2019)
Penalties	13	at Utah State (Oct 19, 2019)
Penalty Yards	110	at Utah State (Oct 19, 2019)
Turnovers	4	at Oregon (9/7/19)
Interceptions By	3	at UTEP (Sep 21, 2019)
Punts	10	vs Purdue (Aug 30, 2019)
	10	at Utah State (Oct 19, 2019)
Punting Avg	47.1	vs Purdue (Aug 30, 2019)
Long Punt	67	vs Purdue (Aug 30, 2019)
	67	vs UNLV (Nov 30, 2019)
Punts inside 20	5	vs Purdue (Aug 30, 2019)
Long Punt Return	24	vs New Mexico (Nov 02, 2019)
	24	at Fresno State (Nov 23, 2019)

2019 Nevada Football
Nevada Game Superlatives (as of Dec 03, 2019)
All games

OPPONENT INDIVIDUAL GAME HIGHS

Rushes	26	VALLADAY, X., at Wyoming (Oct 26, 2019)
Yards Rushing	206	VALLADAY, X., at Wyoming (Oct 26, 2019)
TD Rushes	2	HUGHES, Treyvon, at UTEP (Sep 21, 2019)
	2	PACKER, DeJon, vs San Jose State (Oct 12, 2019)
	2	BRIGHT, Gerold, at Utah State (Oct 19, 2019)
Long Rush	80	WILLIAMS, C., vs UNLV (Nov 30, 2019)
Pass attempts	52	Elijah Sindelar, vs Purdue (Aug 30, 2019)
Pass completions	34	Elijah Sindelar, vs Purdue (Aug 30, 2019)
Yards Passing	423	Elijah Sindelar, vs Purdue (Aug 30, 2019)
TD Passes	5	Herbert, Justin, at Oregon (9/7/19)
Long Pass	75	OBLAD, Kenyon, vs UNLV (Nov 30, 2019)
Receptions	11	Rondale Moore, vs Purdue (Aug 30, 2019)
Yards Receiving	140	JENKINS, Steve, vs UNLV (Nov 30, 2019)
TD Receptions	3	BYRD II, Cedric, vs Hawai'i (Sep 28, 2019)
Long Reception	75	JENKINS, Steve, vs UNLV (Nov 30, 2019)
Field Goals	2	TUTTLE, Trey, vs Weber State (Sep 14, 2019)
	2	EBERLE, Dominik, at Utah State (Oct 19, 2019)
	2	ARAIZA, Matt, at San Diego State (Nov 09, 2019)
	2	GUTIERREZ, D., vs UNLV (Nov 30, 2019)
Long Field Goal	50	GUTIERREZ, D., vs UNLV (Nov 30, 2019)
Punts	8	LLOYD, Doug, vs Weber State (Sep 14, 2019)
Punting Avg	51.2	HEICKLEN, B., at San Diego State (Nov 09, 2019)
Long Punt	59	HEICKLEN, B., at San Diego State (Nov 09, 2019)
Punts inside 20	5	BARTOLIC, C., at Utah State (Oct 19, 2019)
Long Punt Return	28	Rondale Moore, vs Purdue (Aug 30, 2019)
Long Kickoff Return	100	SCARVER, Savon, at Utah State (Oct 19, 2019)
Tackles	15	FLOWERS, J., vs UNLV (Nov 30, 2019)
Sacks	3.0	WILLIAMS, Jonah, vs Weber State (Sep 14, 2019)
Tackles For Loss	4.5	VAINIKOLO, Alex, vs New Mexico (Nov 02, 2019)
Interceptions	1	Stephens, Steve, at Oregon (9/7/19)
	1	Niu, Sampson, at Oregon (9/7/19)
	1	SMITH, Preston, vs Weber State (Sep 14, 2019)
	1	ANDERSON, Max, vs Weber State (Sep 14, 2019)
	1	ROSS, Ykili, at UTEP (Sep 21, 2019)
	1	HICKS, Kalen, vs Hawai'i (Sep 28, 2019)
	1	OKEKE, Ikem, vs Hawai'i (Sep 28, 2019)
	1	EZELL, Brandon, vs San Jose State (Oct 12, 2019)
	1	TOLEFREE, Rico, vs San Jose State (Oct 12, 2019)
	1	BOND, Shaq, at Utah State (Oct 19, 2019)
	1	MEITZENHEIMER,, at Utah State (Oct 19, 2019)
	1	HALLIBURTON, A., at Wyoming (Oct 26, 2019)
	1	HALL, Darren, at San Diego State (Nov 09, 2019)

2019 Nevada Football
Nevada Game Superlatives (as of Dec 03, 2019)
All games

OPPONENT TEAM GAME HIGHS

Rushes	47	at UTEP (Sep 21, 2019)
Yards Rushing	258	at Wyoming (Oct 26, 2019)
Yards Per Rush	5.9	at Wyoming (Oct 26, 2019)
TD Rushes	3	at Oregon (9/7/19)
	3	at UTEP (Sep 21, 2019)
Pass attempts	52	vs Purdue (Aug 30, 2019)
Pass completions	34	vs Purdue (Aug 30, 2019)
Yards Passing	423	vs Purdue (Aug 30, 2019)
Yards Per Pass	11.6	at Wyoming (Oct 26, 2019)
TD Passes	7	at Oregon (9/7/19)
Total Plays	81	vs Purdue (Aug 30, 2019)
Total Offense	623	at Oregon (9/7/19)
Yards Per Play	8.4	at Oregon (9/7/19)
Points	77	at Oregon (9/7/19)
Sacks By	5	at Oregon (9/7/19)
First Downs	28	at Oregon (9/7/19)
Penalties	9	at San Diego State (Nov 09, 2019)
Penalty Yards	96	at Fresno State (Nov 23, 2019)
Turnovers	5	vs Purdue (Aug 30, 2019)
Interceptions By	2	at Oregon (9/7/19)
	2	vs Weber State (Sep 14, 2019)
	2	vs Hawai'i (Sep 28, 2019)
	2	vs San Jose State (Oct 12, 2019)
	2	at Utah State (Oct 19, 2019)
Punts	8	vs Weber State (Sep 14, 2019)
Punting Avg	51.2	at San Diego State (Nov 09, 2019)
Long Punt	59	at San Diego State (Nov 09, 2019)
Punts inside 20	5	at Utah State (Oct 19, 2019)
Long Punt Return	28	vs Purdue (Aug 30, 2019)

2019 Nevada Football
Nevada Games Played (as of Dec 03, 2019)
All games

##	PLAYER	GP-GS	PURDUE	ORE	WSU	UTEP	UH	SJSU	USU	WYO	NM	SDSU	FS	UNL
52	ADAMS, Kyle	12/6	XXX	XXX	XXX	XXX	XXX	XXX	START	START	START	START	START	START
28	ARNOLD, Austin	12/12	START	START	START	START	START	START	START	START	START	START	START	START
72	BEACH, Miles	12/12	START	START	START	START	START	START	START	START	START	START	START	START
34	BRADLEY, Josiah	1/-	...	XXX
16	BROADY, Maliek	11/2	START	START	...	XXX	XXX	XXX	XXX	XXX	XXX	XXX	XXX	XXX
25	BROWN, Daniel	10/10	START	START	START	START	START	START	START	START	START	START
76	BROWN, Nate	12/12	START	START	START	START	START	START	START	START	START	START	START	START
3Z	BRUNSON, J.	3/-	XXX	XXX	XXX	...
26	CARRINGTON, A.	1/-	XXX
1D	CHRISTIAN, D.	12/9	XXX	XXX	START	START	START	START	START	START	START	START	START	XXX
33	CLAIBORNE, J.	12/-	XXX	XXX	XXX	XXX	XXX	XXX	XXX	XXX	XXX	XXX	XXX	XXX
19	CLARK, Kieran	1/-	XXX
3E	CONAWAY, Q.	12/-	XXX	XXX	XXX	XXX	XXX	XXX	XXX	XXX	XXX	XXX	XXX	XXX
0D	COOKS, Elijah	12/12	START	START	START	START	START	START	START	START	START	START	START	START
8	CURETON, Kaymen	5/-	XXX	XXX	XXX	XXX	XXX
67	DAVIS, Gray	12/6	XXX	XXX	XXX	XXX	XXX	START	START	START	START	START	START	XXX
15	DEDMAN, Jaden	10/-	XXX	XXX	XXX	XXX	XXX	XXX	XXX	XXX	XXX	XXX
36	DIAZ, Julian	11/-	...	XXX	XXX	XXX	XXX	XXX	XXX	XXX	XXX	XXX	XXX	XXX
0G	DOUBS, Romeo	10/8	START	START	...	XXX	XXX	START	START	START	START	START	START	...
70	EDWARDS, Nathan	12/8	START	START	START	START	START	XXX	XXX	XXX	START	START	XXX	START
3	FOSSUM, Kaleb	10/3	START	XXX	START	START	XXX	XXX	XXX	XXX	XXX	XXX
17	FOTOFILI, James	10/-	XXX	...	XXX	...	XXX	XXX	XXX	XXX	XXX	XXX	XXX	XXX
65	FROST, Aaron	12/12	START	START	START	START	START	START	START	START	START	START	START	START
9	GARCIA, Breyton	9/-	XXX	XXX	XXX	...	XXX	...	XXX	XXX	XXX	XXX	XXX	...
22	GODLEY, Jayce	11/-	XXX	XXX	XXX	XXX	XXX	...	XXX	XXX	XXX	XXX	XXX	XXX
54	GREEN, Chris	12/4	XXX	XXX	XXX	XXX	XXX	XXX	START	START	START	START	XXX	XXX
4J	GRZESIAK, D.	12/-	XXX	XXX	XXX	XXX	XXX	XXX	XXX	XXX	XXX	XXX	XXX	XXX
30	HALL, Lawson	12/10	XXX	XXX	START	START	START	START	START	START	START	START	START	START
29	HAMILTON, I.	12/-	XXX	XXX	XXX	XXX	XXX	XXX	XXX	XXX	XXX	XXX	XXX	XXX
98	HAMMOND, Sam	12/5	XXX	XXX	XXX	XXX	XXX	XXX	START	START	XXX	START	START	START
11	HENLEY, Daiyan	4/-	XXX	XXX	XXX	XXX
1F	HENRY, Malik	3/2	XXX	...	START	START
51	HILL, Robert	8/-	...	XXX	XXX	XXX	XXX	XXX	XXX	XXX	XXX
18	HUMPHREY, John	6/-	...	XXX	XXX	XXX	XXX	XXX	XXX
1E	IKAHIHIFO, H.	11/4	...	XXX	START	XXX	START	XXX	XXX	START	XXX	START	XXX	XXX
14	JACKSON, M.	12/2	XXX	XXX	XXX	XXX	XXX	XXX	START	START	XXX	XXX	XXX	XXX
63	JOHNSON, Amir	3/-	...	XXX	XXX	XXX
37	JOHNSON, D.	5/1	XXX	XXX	XXX	XXX	START
5	JOHNSON, Emany	7/6	START	START	START	START	START	START	XXX
0E	KINCAIDE, J.	4/2	XXX	XXX	START	START
79	LANDIS, Moses	3/-	XXX	XXX	...	XXX
0I	LAPPIN, C.	12/4	XXX	START	XXX	START	XXX	XXX	XXX	XXX	START	XXX	XXX	START
5D	LEDBETTER, J.	11/1	XXX	XXX	XXX	XXX	XXX	XXX	XXX	XXX	XXX	...	XXX	START
0B	LEE, Devonte	8/-	XXX	XXX	XXX	XXX	XXX	XXX	XXX	XXX
13	LEE, Jordan	12/4	XXX	XXX	XXX	XXX	XXX	XXX	XXX	XXX	START	START	START	START
57	LEWIS, Jaden	8/-	XXX	XXX	XXX	...	XXX	XXX	XXX	XXX	XXX
1G	LOCKHART, J.	4/-	XXX	XXX	XXX	XXX

2019 Nevada Football
Nevada Games Played (as of Dec 03, 2019)
All games

[illegible]