

NEVADA WOLF PACK

2018 FOOTBALL GAME NOTES

10 BOWL GAMES IN PAST 13 YEARS
14 CONFERENCE CHAMPIONSHIPS
52 ALL-AMERICANS

TRACK THE PACK

TELEVISION

- ESPNU
• Mike Corey (Play-By-Play)
• Rene Ingoglia (Color Analyst)

ON RADIO

Wolf Pack Radio Network - 94.5 FM/630 AM
NevadaWolfPack.com/audio; TuneIn App
• John Ramey (Play-By-Play)
• Mike Edwards (Color Analyst)

- Pregame show with the broadcast crew begins 60 minutes prior to kickoff

ONLINE

NevadaWolfPack.com

- Live statistics & postgame coverage

TWITTER

- Official Twitter: @NevadaWolfPack
• Football Twitter: @NevadaFootball

STATS OF THE WEEK

• Nevada's defense ranks fourth in the nation in tackles for loss per game averaging 9.6.

• True freshman RB Toa Tava'a's rushing yards per carry average of 7.54 is fifth-best in the nation.

• Senior QB Ty Gangi has thrown for 1,332 yards this season, 15th-most in the country.

2018 SCHEDULE

| DATE | OPPONENT | TIME/RESULT |
|----------|--------------------|-------------|
| Aug. 31 | Portland State | W, 72-19 |
| Sept. 8 | at Vanderbilt | L, 41-10 |
| Sept. 15 | Oregon State | W, 37-35 |
| Sept. 22 | at Toledo | L, 63-44 |
| Sept. 29 | at Air Force* | W, 28-25 |
| Oct. 6 | Fresno State* | 7:30 p.m. |
| Oct. 13 | Boise State* | 7:30 p.m. |
| Oct. 20 | at Hawai'i* | 9 p.m. |
| Oct. 27 | San Diego State* | TBA |
| Nov. 10 | Colorado State* | TBA |
| Nov. 17 | at San Jose State* | 2 p.m. |
| Nov. 24 | at UNLV* | 6:30 p.m. |

*Mountain West game

All times Pacific/subject to change

MOUNTAIN WEST STANDINGS

| WEST DIVISION | | | | |
|-------------------|-------|-------|-------|------|
| | Conf. | Pct. | Total | Pct. |
| Hawai'i | 2-0 | 1.000 | 5-1 | .833 |
| Nevada | 1-0 | 1.000 | 3-2 | .600 |
| Fresno State | -- | -- | 3-1 | .750 |
| San Diego St. | -- | -- | 3-1 | .750 |
| UNLV | -- | -- | 2-2 | .500 |
| San Jose State | -- | -- | 0-4 | .000 |
| MOUNTAIN DIVISION | | | | |
| | Conf. | Pct. | Total | Pct. |
| Boise State | 1-0 | 1.000 | 3-1 | .750 |
| Utah State | 1-0 | 1.000 | 3-1 | .750 |
| New Mexico | -- | -- | 2-2 | .500 |
| Wyoming | 0-1 | .000 | 2-3 | .400 |
| Colorado State | 0-1 | .000 | 1-4 | .200 |
| Air Force | 0-2 | .000 | 1-3 | .200 |

GAME NOTES | NEVADA VS FRESNO STATE | GAME #6

Nevada Wolf Pack

Record 3-2, 1-0 MW
Ranking (AP/Coaches) --/--
Streak W1
Last result ..W, 28-25 at Air Force
Head Coach Jay Norvell
Record at Nevada 6-11



Fresno State Bulldogs

Record 3-1, 0-0 MW
Ranking (AP/Coaches) --/--
Streak W2
Last result... W, 49-27 vs. Toledo
Coach Jeff Tedford
Record at Fresno State 13-5



Game Information

Date: Saturday, Oct. 6, 2018
Kickoff: 7:30 p.m. PT
Stadium: Mackay Stadium
Location: Reno, Nev.
Capacity: 27,000
Surface: FieldTurf
Series: Fresno State leads, 28-20-1
Last Meeting: Sept. 30, 2017; L, 41-21
TV: ESPNU
Radio: Wolf Pack Radio Network
..... (ESPN Radio 94.5 FM/630 AM)
Live Stats: ...nevadawolfpack.com/footballs

FRESNO STATE VISITS RENO FOR MOUNTAIN WEST SHOWDOWN

Nevada returns to Reno, where it is 2-0 this season, to continue Mountain West play this Saturday, Oct. 6 as it hosts longtime rival, and defending Mountain West West Division champions Fresno State ... Kickoff is set for 7:30 p.m. PT at Mackay Stadium between the Wolf Pack (3-2, 1-0 MW) and Bulldogs (3-1, 0-0 MW) ... The game can be seen on ESPNU with Mike Corey (play-by-play) and Rene Ingoglia (analyst) on the call ... The Wolf Pack Radio Network will call the game as well on 94.5 FM/630 AM with John Ramey (play-by-play) and Mike Edwards (analyst) in the booth, with the 60-minute pregame show to begin at 6:30 p.m. PT ... Live stats are available for the game at NevadaWolfPack.com/footballs ... The Wolf Pack and Bulldogs are longtime rivals with 49 games between them in their history ... Fresno State leads the all-time series, which dates back to 1923, with 28 wins and won the last meeting, 41-21 in Fresno last season ... Nevada picked up its first road win in the Jay Norvell era last week with a 28-25 win over Air Force to start league play 1-0 for the first time since 2014 ... Fresno State concluded its non-conference action last week with a 49-27 victory over MAC opponent Toledo in Fresno.

NEVADA DEPTH CHART VS FRESNO STATE

| | |
|----------------------------------------------------------------|------------------------------------------------------------|
| LT 71 .. Jake Nelson..... 6-4 .. 295..... Jr. | DT 99 Korey Rush6-0 ... 270..... Sr. |
| 72 Miles Beach..... 6-4 ... 250..... So. | 98 Sam Hammond6-5 255..... So. |
| LG 62 .. Anthony Palomares.. 6-3 .. 295..... Sr. | NT 96 Hausia Sekona6-0 ... 275..... Jr. |
| 67 Gray Davis 6-4 ... 290..... RS-Fr. | 78 Jarius McDade6-1 335..... Sr. |
| C 64 .. Sean Krepsz 6-4 .. 330..... Sr. | DE 51 Dom Peterson6-0 ... 315.. RS-Fr. |
| 56 Kalei Meyer 6-0 ... 280..... Sr. | 91 Adam Lopez6-3 300..... Jr. |
| RG 76 .. Nate Brown 6-4 .. 290..... So. | LB 90 Malik Reed6-2 ... 235..... Sr. |
| 54 Jermaine Ledbetter..... 6-3 330..... So. | 16 Maliek Broady5-10 .. 215..... Jr. |
| RT 65 .. Aaron Frost 6-5 .. 295..... Fr. | LB 7 Gabriel Sewell6-0 ... 230..... Jr. |
| 67 Gray Davis 6-4 ... 290..... RS-Fr. | 30 Lawson Hall6-0 230..... So. |
| WR-X 17 Brendan O'Leary-Orange 6-4 .. 210..... Jr. | LB 24 Lucas Weber6-0 ... 225..... Sr. |
| 7 Romeo Doubs 6-2 ... 180..... Fr. | 52 Kyle Adams5-11 .. 215..... Jr. |
| WR-H 1 McLane Mannix 5-9 .. 185..... So. | CB 23 Jomon Dotson5-10 . 180..... Sr. |
| 3 Kaleb Fossum 5-9 ... 180..... Jr. | 3 Berdale Robins5-9 165..... So. |
| TE-Y 49 .. Trae Carter-Wells..... 6-1 .. 230..... Sr. | SAF 6 Nephi Sewell6-0 ... 205..... So. |
| 15 Trevion Armstrong 6-3 ... 220..... So. | 9 Justin Brent.....6-3 205..... Sr. |
| WR-Z 4 Elijah Cooks 6-2 .. 205..... So. | SAF 5 Dameon Baber5-10 . 200..... Sr. |
| 19 Cole Turner.....6-6 210..... Fr. | 28 Austin Arnold.....5-10 295..... So. |
| RB 23 .. Kelton Moore..... 5-11 240..... Jr. | SAF 2 Asauni Rufus5-11 . 200..... Sr. |
| 35 Toa Tava'a 5-8 ... 205..... Fr. | 14 Mar'Quette Jackson.....5-11 .. 200..... So. |
| 5 Jaxson Kincaide 5-8 ... 190..... Jr. | CB 25 Daniel Brown5-11 . 170..... Jr. |
| -or- 2 Devonte Lee 5-8 ... 230..... Fr. | 29 Isaiah Hamilton5-10 195..... So. |
| QB 6 Ty Gangi 6-2 .. 205..... Sr. | P 35 Quinton Conaway6-0 ... 210..... Jr. |
| -or- 13 .. Cristian Solano 6-1 .. 190..... Jr. | K 26 Ramiz Ahmed6-0 ... 190..... Sr. |
| 10 Griffin Dahn 6-5 250..... So. | |

NEVADA COMMUNICATIONS

Legacy Hall/MS 232
Reno, NV 89557-2232

CHAD HARTLEY: Associate AD, Communications, hartleyc@unr.edu | JACK KUESTERMEYER: Director, jkuester@unr.edu

KATIE RIHN: Assistant Director, krihn@unr.edu | JOSIE COPLEY: Assistant Director, jcopley@unr.edu

HUGH TOMASELLO: Graduate Assistant, htomasello@nevada.unr.edu | KEVIN BASS: Student Intern, kbass@nevada.unr.edu



2018 NEVADA WOLF PACK FOOTBALL — MEDIA INFORMATION



MEDIA SCHEDULE - Monday-Sunday, Oct. 1 - Oct. 7

MONDAY, OCT. 1

• 9:35 - 10:45 a.m.
Open Practice

• 11 a.m. --
Press Conference,
Legacy Hall

TUESDAY, OCT. 2

• 8:20 - 10:45 a.m.
Open Practice

WEDNESDAY, OCT. 3

• Closed practice;
Coach Norvell available
upon request

THURSDAY, OCT. 4

• Closed practice;
Coach Norvell available
upon request

FRIDAY, OCT. 5

• No Availability

SATURDAY, OCT. 6

• Nevada vs. Fresno
State; 7:30 p.m. PT

Postgame in Cashell
Fieldhouse (weight
room)

SUNDAY, OCT. 7

• Player's day off;
No scheduled
availability

QUICK FACTS

Location Reno, Nev.
Founded 1874
Enrollment 21,657
Nickname Wolf Pack (two words)
Colors Navy Blue & Silver
Conference Mountain West
President Dr. Marc Johnson
Director of Athletics Doug Knuth
Athletic Dept. Phone (775) 784-6900
Stadium Mackay Stadium
Capacity (Surface) 27,000 (FieldTurf)
Press Box Phone (775) 784-6545
Head Coach Jay Norvell (Iowa '86)
Career Record 6-11 (Second season)

Football Information

2017 Record 3-9 Overall, 3-5 (4th, MW - West)
Basic Offense; Defense Air Raid, 3-3-5
Starters Ret. (Off/Def/Kickers) 16 (7/7/2)
Lettermen Ret. (Off/Def/Kickers) 46 (20/22/3)
First Year of Football 1896
All-Time Record 544-484-33
All-Time FBS Record 168-150
All-Time Mountain West Record 21-27
Bowl Appearances 15
Last Bowl Appearance 2015 Arizona Bowl

Assistant Coaches

Angus McClure (1st season) Asst. HC/OL
Jeff Casteel (2nd season) DC/LBs
Matt Mumme (2nd season) OC/QBs
Mike Chamoures (1st season) Safeties
Timmy Chang (2nd season) Tight Ends
Jason Kaufusi (2nd season) Defensive Line
David Lockwood (1st season) Secondary
Tommy Perry (2nd season) Special Teams
Eric Scott (2nd season) Wide Receivers
David White (2nd season) Running Backs
John Landwehr (4th season) GA - Defense
Jaden Sawyer (1st season) GA - Defense
Chad Savage (1st season) GA - Offense
Gunnar White (1st season) GA - Offense
Alec Drudi (4th season) Defensive Analyst
Clayton Webb (1st season) QC - Offense
Jimbo Davis (1st season) QC - Defense
Ben Bezilla (1st season) QC - Special Teams

Support Staff

Vince Hug Dir. of Football Operations
Alex Collins Dir. of Player Personnel/Recruiting
Vai Taula Asst. Dir. of Player Personnel/Recruiting
Jordan Simmons Strength/Conditioning Coach
Jeremy Cobb Sports Medicine
Andrew Caudill Asst. AD, Academics
Damien Garnett Asst. AD, Equipment Operations
Kaleb Daws Equipment
Ryan Mitchell Sr. Associate Dir. Intercollegiate Services
Amy Engelbert Asst. AD, Ticket Operations
Al King Video Coordinator
Susan Murphey Administrative Assistant

COMMUNICATIONS

Chad Hartley Assoc. AD, Communications
E-mail hartleyc@unr.edu
Office Phone 775-682-6982
Cell Phone 775-229-5513

Katie Rihn Asst. Director, Communications
Email krihn@unr.edu
Office Phone 775-682-6963
Cell Phone 412-719-0168

Hugh Tomasello Graduate Assistant
Email htomasello@nevada.unr.edu

INTERVIEW POLICY

All interview arrangements must be made through the Nevada Communications office. Please check with the athletic communications office for any changes to the weekly schedule, including practice times. Student-athletes are generally not available for telephone interviews unless pre-arranged through the Nevada Communications office.

Coach Jay Norvell and selected student-athletes will be available on a weekly basis at a press conference on Tuesdays, beginning at 2 p.m. Requests for student-athletes for the press conference must be submitted no later than 3 p.m. on Mondays to the Nevada Communications office.

Generally, the Nevada Communications office will live-stream the Tuesday press conference via the Mountain West Network and archives will be available shortly after the conclusion of the press conference.

CREDENTIALS

All requests for credentials & parking passes for Wolf Pack football games should be made through the Nevada Communications Office no later than 48 hours before game time. Please email credential requests to Jack Kuestermeyer (jkuester@unr.edu). Media can reach the Mackay Stadium press box (second level on the west side of the stadium) by using the elevator or the stairways on the north and south ends of the building.

LIVE STATISTICS

In-game statistics will be provided by StatBroadcast this season, and will be available to the media during games at the following link:
<http://nevadawolfpack.com/footballlls>

COLLEGE PRESS BOX.COM

Collegepressbox.com is the official media website for Division I football. Access and download weekly game notes, quotes, statistics, media guides, headshots, logos and more for each conference and its member schools. Login information will be distributed to accredited media or you can apply for a password by sending an e-mail to: password@collegepressbox.com.

WEEKLY RADIO SHOW

Jay Norvell's weekly radio show with John Ramey is on Wednesday evenings from 6-7 p.m. It is available in Northern Nevada on ESPN Radio 94.5 and an archive will be posted on NevadaWolfPack.com/audio within 24 hours. In addition to Norvell, Ramey will interview assistant coaches and players on the show.

POSTGAME INTERVIEWS

In general, no coaches or student-athletes are available to media on the field or en route to the locker room, with the exception of the live, originating television broadcast if pre-arranged. Nevada's locker room is closed to the media. Interview requests should be submitted to Chad Hartley of the Nevada Communications office no later than the five-minute mark of the fourth quarter. Assistant coaches are not available after games. Generally, the Nevada Communications office will live-stream the post-game press conference via the Mountain West Network and archives will be available shortly after the conclusion of the press conference.

HOME GAMES

Postgame interviews will be conducted in the weight room in Cashell Fieldhouse. Coach Norvell will be available to media after the NCAA's 10-minute cooling off period, followed by selected student-athletes.

ROAD GAMES

Norvell and selected student-athletes will be available outside the visiting locker room or in the designated visiting media interview area after the cooling off period.

MEDIA WORK AREA

The Paul R. Stuart Press Box in Mackay Stadium has wireless, ethernet and phone lines available during the game and up to one and half hours after the conclusion of each game. The postgame interview area in Cashell Fieldhouse is similarly equipped. Media may work in either location but are asked to work in the Cashell location if working more than 90 minutes post-game. The Mackay press box will also serve as a game and media operations location post-game so the Cashell location will likely be a quieter work environment after the conclusion of the press conference.

THE GRITIRON

Nevada head coach Jay Norvell and selected players will be available at the Wolf Pack's Gritiron luncheon. Three luncheons will take place throughout the season; Monday, Sept. 17, Monday, Oct. 22 and Monday, Nov. 19 all held at the Basin Street Club at Mackay Stadium. Doors open at 11:30 a.m. and the cost is \$20. This luncheon is open to the media and general public.

PARKING

Media parking permits for gameday are available via the Nevada Communications Office are generally for level two of the West Stadium Parking Complex. Local television satellite trucks have designated parking near the main (southwest) entrance to the stadium. These trucks must be in place at least two hours before game time and cannot leave while crowds are present outside the stadium.

CLEAR BAG POLICY

The University of Nevada, in an effort to provide a safer environment for the public and to expedite entry into the athletic venues, has implemented a new policy limiting the size and type of bag allowed for all events.

Approved Bags:

- Clear plastic, vinyl, or PVC tote bags that do not exceed 12" x 6" x 12"
- One-gallon clear plastic storage bags
- Small Clutch Purses 4.5" X 6.5" or smaller

Exceptions: An exception will be made for medically necessary items and diaper bags after proper inspection. These bags will be tagged to inform venue security that the bag has been cleared by the gate inspection member and to limit any disturbance to the patron once inside the stadium. Accredited media may bring bags for working purposes into the facility but must enter at the press box elevator or gate 2 on the west side of the stadium and make bags available for search.



2018 NEVADA WOLF PACK FOOTBALL — GAME NOTES



HEAD COACH JAY NORVELL (@CoachJayNorvell)



Jay Norvell, an innovative offensive mind and former All-Big Ten defensive back as a player, is in his second season as the head coach of the Nevada Wolf Pack football team.

In year one, Norvell established a foundation for his vision of the program, installing new systems on offense, defense and special teams. The foundation was cemented in the final game of the season as Norvell led the Wolf Pack to a 23-16 victory over UNLV in the Battle of the Fremont Cannon to retain possession of the Fremont Cannon.

Overall, the record was 3-9 with three of the Pack's losses coming by an average of just four points. Norvell's first career victory as a head coach came at Mackay Stadium on Oct. 7, 2017 when the Pack topped Hawai'i 35-21. That victory launched a seven-game stretch where Nevada closed the 2017 season scoring more than 34 points per game and capturing three victories.

The laying of the foundation for Norvell's program including overhauls in all three phases of the game. An entirely new coaching staff installed a version of the Air Raid system on offense that includes a power run facet and the attacking 3-3-5 stack defensive scheme.

The building season was then punctuated in three notable ways:

- Eight Wolf Pack players were named to the All-Mountain West teams including first-teamers Austin Corbett and Malik Reed. Wide receiver McLane Mannix, a key piece of Norvell's first signing class, was named a Freshman All-American.
- Norvell and his staff then brought in one of the top recruiting classes in the Mountain West, signing 16 in the new early signing period and adding nine more in February for a 25-player class that could be one of the best in school history.
- The Pack saw Corbett become the second-highest draft pick in school history when Cleveland selected the local product with the 33rd overall pick in the NFL Draft.

Norvell was hired as the 26th head football coach in Nevada program history on Dec. 9, 2016, ushering in a new era of Wolf Pack football.

The appointment marked the first head coaching tenure for Norvell, but he arrived at Nevada well versed in the game of football, bringing a resume at the time that included a 31-year coaching career that spans college football's top levels and the National Football League. Norvell, 53, has coached in both the BCS National Championship Game with the Oklahoma Sooners and Super Bowl XXXVII with the Oakland Raiders.

Throughout his three decades of coaching, he has stops at Iowa, Northern Iowa, Wisconsin, Iowa State, the Indianapolis Colts, the Oakland Raiders, Nebraska, Oklahoma, Texas, UCLA, and most recently, Arizona State.

An All-Big 10 defensive back during a stellar playing career at Iowa, Norvell has made his coaching mark on the other side of the ball, coordinating offensive schematics while at Oklahoma, Texas and Arizona State. He's tutored a number of top players, including NFL wide receivers Kenny Stills, Sterling Shepard and Marvin Harrison as well Ryan Broyles, who left Oklahoma as the NCAA's all-time receptions leader.

Throughout his career Norvell has had a hand in postseason football as well with 14 bowl game appearances, including the 2009 National Championship, four NFL playoff games and the Super Bowl appearance.

Aside from the college game, Norvell coached for six seasons in the NFL, four of which were with the Colts and two with the Raiders. While with Oakland he coached tight ends for two seasons and worked alongside an offense that included Hall of Fame receivers Jerry Rice and Tim Brown. His trip to the Super Bowl in 2002 was led by an offense that led the NFL in total yards and passing yards per game. Norvell joined the Colts coaching staff in 1998 as the wide receivers coach and mentored Harrison to 385 receptions, 5,376 receiving yards and 48 touchdowns during his tenure. His time with the Colts was also the first four seasons of two-time Super Bowl champion Peyton Manning's career.

Norvell was assistant head coach at Iowa State from 1995-97 where he worked with quarterbacks and receivers, including Sage Rosenfels, who went on to play with the Minnesota Vikings. From 1989-94, Norvell coached offensive line, receivers and special teams at Wisconsin, which followed his first full-time position as receivers coach at Northern Iowa in 1988.

A 1986 graduate of Iowa, Norvell was an All-Big Ten defensive back and recorded a league-high seven interceptions in 1985 as he helped the Hawkeyes put together a 10-2 record, a conference championship and a spot in the Rose Bowl. He was a member of the Chicago Bears in 1987 before he began his coaching career as a graduate assistant at his alma mater.

Norvell, who hails from Madison, Wis., has a wife, Kim, and son, Jaden. He is the author of a book, "Complete Wide Receiver," which was published in 2012.

THE NORVELL FILE

COACHING EXPERIENCE

| | | |
|-----------|--------------------|--------------------|
| 2017- | Nevada | Head Coach |
| 2016 | Arizona State | WRs/Passing Coord. |
| 2015 | Texas | WRs |
| 2011-14 | Oklahoma | Co-OC/WRs |
| 2008-10 | Oklahoma | Asst. OC/WRs |
| 2007 | UCLA | OC/QBs |
| 2004-06 | Nebraska | OC/QBs |
| 2002-03 | Oakland Raiders | TEs |
| 1998-2001 | Indianapolis Colts | WRs |
| 1995-97 | Iowa State | Asst. HC/QBs/WRs |
| 1989-94 | Wisconsin | OL/WRs/ST |
| 1988 | Northern Iowa | WRs |
| 1986-87 | Iowa | GA (Offense) |

EDUCATION

B.A., University of Iowa, 1986

PLAYING EXPERIENCE

University of Iowa (1983-86)

RECORD AT NEVADA

Year..... W-L..... Conf.... Place..... Bowl

2017..... 3-9..... 3-5..... 4th (West)..... n/a

2018..... 3-2..... 1-0

Overall.. 6-11 4-5

ASSISTANT COACHING RECORDS

| Year | School | Ovr. | Bowl |
|--------------|-------------------|------------------|----------------------------|
| 2016 | Arizona State | 5-7 | -- |
| 2015 | Texas | 5-7 | -- |
| 2014 | Oklahoma | 8-5 | Russell Athletic Bowl (L) |
| 2013 | Oklahoma | 11-2 | Sugar Bowl (W) |
| 2012 | Oklahoma | 10-3 | Cotton Bowl (L) |
| 2011 | Oklahoma | 10-3 | Insight Bowl (W) |
| 2010 | Oklahoma | 12-2 | Fiesta Bowl (W) |
| 2009 | Oklahoma | 8-5 | Sun Bowl (W) |
| 2008 | Oklahoma | 12-2 | BCS Championship (L) |
| 2007 | UCLA | 6-7 | Pioneer Las Vegas Bowl (L) |
| 2006 | Nebraska | 9-5 | Cotton Bowl (L) |
| 2005 | Nebraska | 8-4 | Alamo Bowl (W) |
| 2004 | Nebraska | 5-6 | -- |
| 2003 | NFL | | |
| 2002 | NFL | | |
| 2001 | NFL | | |
| 2000 | NFL | | |
| 1999 | NFL | | |
| 1998 | NFL | | |
| 1997 | Iowa State | 1-10 | -- |
| 1996 | Iowa State | 2-9 | -- |
| 1995 | Iowa State | 3-8 | -- |
| 1994 | Wisconsin | 8-3-1 | Hall of Fame Bowl (W) |
| 1993 | Wisconsin | 10-1-1 | Rose Bowl (W) |
| 1992 | Wisconsin | 5-6 | -- |
| 1991 | Wisconsin | 5-6 | -- |
| 1990 | Wisconsin | 1-10 | -- |
| 1989 | Wisconsin | 2-9 | -- |
| 1988 | Northern Iowa | 5-6 | -- |
| Total | 29 seasons | 151-126-2 | |



2018 NEVADA WOLF PACK FOOTBALL — GAME NOTES



TALE OF THE TAPE

| STATISTIC..... | NEV (RK.)..... | FS (RK.)..... |
|--------------------------|----------------|---------------|
| Total Off..... | 452.2 (42) | 439.8 (49) |
| Rushing Off..... | 169.0 (77) | 165.5 (80) |
| Passing Off..... | 283.2 (30) | 274.3 (38) |
| Team Pass Eff..... | 137.7 (68) | 159.0 (23) |
| Scoring Off..... | 38.2 (29) | 45.0 (11) |
| Total Def..... | 413.2 (95) | 314.8 (21) |
| Rushing Def..... | 154.0 (61) | 122.5 (33) |
| Passing Def..... | 259.2 (102) | 192.3 (39) |
| Def. Pass Eff..... | 142.5 (94) | 106.2 (19) |
| Scoring Def..... | 36.6 (110) | 18.8 (26) |
| Turnover Margin/PG..... | -0.20 (75) | 2.0 (2) |
| 3rd Down Conv..... | 35.7 (99) | 56.4 (5) |
| 4th Down Conv..... | 33.3 (110) | 66.7 (26) |
| 3rd Down Def. Conv..... | 26.7 (10) | 26.4 (9) |
| 4th Down Def. Conv..... | 66.7 (94) | 75.0 (118) |
| First Downs Off..... | 102 (57) | 85 (103) |
| First Downs Def..... | 109 (102) | 70 (13) |
| Red Zone Off..... | 87.5 (49) | 90.0 (36) |
| Red Zone Def..... | 70.8 (19) | 55.6 (1) |
| Sacks..... | 3.0 (19) | 2.0 (63) |
| TFL..... | 9.6 (4) | 5.0 (100) |
| Interceptions..... | 3 (74) | 8 (4) |
| Fumbles Recovered..... | 6 (5) | 5 (12) |
| Punting..... | 36.1 (87) | 39.8 (37) |
| Punt Returns/Avg..... | 20.5 (10) | 4.7 (107) |
| Punt Return Def..... | 6.4 (50) | 2.0 (14) |
| Kickoff Returns/Avg..... | 18.0 (101) | 14.3 (122) |
| Kickoff Return Def..... | 26.1 (115) | 20.1 (60) |
| Penalties YPG..... | 81.2 (117) | 41.2 (14) |
| TOP/PG..... | 27:00 (113) | 31:34 (41) |

SERIES HISTORY

Fresno State leads 28-20-1...

- Nevada record at home: 12-12-1
- Nevada record away: 9-16
- Nevada record at neutral site: n/a
- Longest NEV streak: W4 (2008-11)
- Longest FS streak: W9 (1934-42)

| Date..... | Result..... | Location..... |
|---------------------|---------------|---------------|
| Sept. 30, 2017..... | L, 21-41..... | Fresno..... |
| Oct. 8, 2016..... | W, 27-22..... | Reno..... |
| Nov. 5, 2015..... | W, 30-16..... | Fresno..... |
| Nov. 22, 2014..... | L, 40-20..... | Reno..... |
| Nov. 2, 2013..... | L, 41-23..... | Fresno..... |
| Nov. 10, 2012..... | L, 52-36..... | Reno..... |
| Oct. 22, 2011..... | W, 45-38..... | Reno..... |
| Nov. 13, 2010..... | W, 35-34..... | Fresno..... |

GAME NOTES | NEVADA VS FRESNO STATE | GAME #6

NEVADA WOLF PACK (3-2, 1-0)

Location:Reno, Nev.
 Founded:1874
 Enrollment:21,657
 Conf./Div.:Mountain West/FBS
 Ranking (AP/Coaches):--/--
 All-Time Record:546-485-33
 Bowl Appearances:15 (5-10)
 Head Coach:Jay Norvell
 Career Record:6-11 (2nd season)
 at Nevada:6-11 (2nd season)
 2017 Record:3-9, 3-5

2018 SCHEDULE (PT)

8/31.....PORTLAND STATE.....W, 72-19
 9/8.....at Vanderbilt.....L, 41-10
 9/15.....OREGON STATE.....W, 37-35
 9/22.....at Toledo.....L, 63-44
 9/29.....at Air Force*.....W, 28-25
10/6.....FRESNO STATE*.....7:30 p.m.
 10/13.....BOISE STATE*.....7:30 p.m.
 10/20.....at Hawai'i*.....9 p.m.
 10/27.....SAN DIEGO STATE*.....TBA
 11/10.....COLORADO STATE*.....TBA
 11/17.....at San Jose State*.....2 p.m.
 11/24.....at UNLV*.....6:30 p.m.

STATISTICAL LEADERS

Passing

Name.....C-ATT-INT.....YDS.....TD
 T. Gangi.....108-183-6.....1,332.....11
 T. Taua.....2-2-0.....79.....1

Rushing

NAME.....ATT.....YDS.....AVG./G.....TD
 T. Taua.....54.....407.....81.4.....4
 K. Moore.....37.....170.....34.0.....3

Receiving

NAME.....NO.....YDS.....AVG./C.....TD
 K. Fossum.....33.....399.....12.1.....0
 M. Mannix.....21.....399.....19.0.....5
 R. Doubs.....12.....109.....9.1.....0
 J. Kincaide.....8.....97.....12.1.....2

Defensive

NAME.....TKLS.....TFL.....FF/FR.....INT
 A. Rufus.....28.....3.5.....1/0.....0
 G. Sewell.....27.....3.5.....0/0.....0
 D. Baber.....27.....0.0.....0/0.....0
 M. Reed.....26.....7.0.....3/2.....0
 J. Dotson.....24.....0.0.....0/1.....1
 L. Weber.....23.....2.0.....0/1.....0

FRESNO STATE BULLDOGS (3-1, 0-0)

Location:Fresno, Calif.
 Founded:1911
 Enrollment:24,500
 Conf./Div.:Mountain West/FBS
 Ranking (AP/Coaches):--/--
 All-Time Record:
 Bowl Appearances:
 Head Coach:Jeff Tedford
 Career Record:95-62 (13th season)
 at Fresno State:13-5 (2nd season)
 2017 Record:10-4

2018 SCHEDULE (PT)

9/1.....IDAHO.....W, 79-13
 9/8.....at Minnesota.....L, 21-14
 9/15.....at UCLA.....W, 38-14
 9/29.....TOLEDO.....W, 49-27
10/6.....at Nevada*.....7:30 p.m.
 10/13.....WYOMING*.....TBA
 10/20.....at New Mexico*.....TBA
 10/27.....HAWAII*.....TBA
 11/3.....at UNLV*.....7:30 p.m.
 11/9.....at Boise State*.....7:15 p.m.
 11/17.....SAN DIEGO STATE*.....7:30 p.m.
 11/24.....SAN JOSE STATE*.....TBA

STATISTICAL LEADERS

Passing

Name.....C-ATT-INT.....YDS.....TD
 M. McMaryion.....88-122-2.....1,050.....7
 J. Reyna.....3-5-0.....47.....1

Rushing

NAME.....ATT.....YDS.....AVG./G.....TD
 J. Mims.....55.....221.....55.2.....4
 J. Hokit.....30.....128.....32.0.....0

Receiving

NAME.....NO.....YDS.....AVG./C.....TD
 K. Johnson.....26.....394.....15.2.....3
 J. Rice.....16.....157.....9.8.....1
 J. Mims.....12.....207.....17.2.....1
 J. Jordan.....8.....110.....13.8.....0

Defensive

NAME.....TKLS.....TFL.....FF/FR.....INT
 J. Allison.....36.....1.5.....0/0.....2
 M. Bell.....26.....1.0.....0/0.....0
 M. Walker.....21.....5.0.....2/0.....1
 J. Bailey.....20.....2.0.....0/1.....1
 A. Kelly.....20.....0.0.....1/0.....2
 G. Helmuth.....19.....2.5.....0/0.....0

LAST TIME THEY MET

KeeSean Johnson had seven receptions for 104 yards and a career-high three touchdowns and the Fresno State defense forced six turnovers -- including three on downs -- to help the Bulldogs beat Nevada 41-21 last season.













Marcus McMaryion completed 24 of 32 passes for 296 yards and two touchdowns and Ronnie Rivers had 12 carries for 82 yards and a score for Fresno State.

Former Wolf Pack receiver Wyatt Demps had a career-high 10 receptions for 96 yards and a touchdown for Nevada. The Wolf Pack finished with 23 carries for 61 yards.



2018 NEVADA WOLF PACK FOOTBALL — GAME NOTES



| | Date | Opponent | Result | TV | Series | Att. | Length | Note |
|----------------------------------------------------------------------------------|-------|-----------------|-----------|--------------------|-------------|--------|--------|--------------------------------------------------|
|  | 8/31 | PORTLAND ST. | W, 72-19 | MW Network | NV, 7-2 | 17,525 | 3:36 | Most points for the Pack since 1991 |
|  | 9/8 | at Vanderbilt | L, 41-10 | SEC Network | VU, 1-0 | 25,676 | 3:19 | VU takes the inaugural matchup |
|  | 9/15 | OREGON ST. | W, 37-35 | ESPNU | OSU, 3-1 | 20,462 | 3:45 | Missed FG as time expired sealed Pack win |
|  | 9/22 | at Toledo | L, 63-44 | CBS Sports Network | UT, 5-0 | 23,675 | 3:55 | Taua rushed for 170 yds, 3 TDs |
|  | 9/29 | at Air Force | W, 28-25 | ESPNEWS | AF, 3-2 | 23,707 | 3:15 | Only 250 total yards surrendered by Pack defense |
|  | 10/6 | FRESNO ST. | 7:30 p.m. | ESPNU | FS, 28-20-1 | n/a | n/a | First MW game in Mackay in 2018 |
|  | 10/13 | BOISE ST. | 7:30 p.m. | CBS Sports Network | BSU, 29-13 | n/a | n/a | BSU defending Mountain Div. Champs |
|  | 10/20 | at Hawai'i | 9 p.m. | Spectrum Sports | NV, 13-9 | n/a | n/a | Norvell earned first HC win over UH |
|  | 10/27 | SAN DIEGO ST. | TBA | ESPN Networks | SDSU, 7-3 | n/a | n/a | O'Leary-Orange, over 200 yds in 2017 |
|  | 11/10 | COLORADO ST. | TBA | ESPN Networks | CSU, 12-3 | n/a | n/a | Final home game of 2018 |
|  | 11/17 | at San Jose St. | 2 p.m. | TBA | NV, 20-9-2 | n/a | n/a | Pack put up 59 points last season |
|  | 11/24 | UNLV | 6:30 p.m. | CBS Sports Network | NV, 26-17 | n/a | n/a | Battle for the Fremont Cannon |

SERIES HISTORY

Nevada and Fresno State have long been rivals on the gridiron. The all-time series, which runs at 49 games, dates back to the 1923 season when the Wolf Pack defeated the Bulldogs 46-3 in Reno. Overall, Fresno State leads the series 28-20-1 but lately the contests have been fairly even. In the last 10 years Nevada has a slight edge over the Bulldogs with six wins. It was Fresno State though that won the most recent outing, 41-21 last season in Fresno.

EXPLOSIVE PLAYS

Nevada's offense posted nine explosive plays (20+ yard passes, 15+ yard rushes) during the week five win at Air Force, which tied second-most this season. The Wolf Pack had four rush plays of 15 or more yards and five pass plays of 20 or more yards. The long run of the game came from senior QB Ty Gangi, who put together a season-long run of 29 yards. The long pass play of the contest came on the Pack's first drive of the game, the 40-yard TD pass from Gangi to sophomore WR Elijah Cooks.

Portland State: 13 (9 pass, 4 rush)

Vanderbilt: 3 (3 pass)

Oregon State: 9 (4 pass, 5 rush)

Toledo: 13 (6 pass, 7 rush)

Air Force: 9 (5 pass, 4 rush)

PACK'S TOP FIVE MARKS IN THE MOUNTAIN WEST

Nevada ranks in the top five in the Mountain West in the following statistical categories: total offense (4th, 452.2), punt returns (1st, 20.5), first downs (4th, 102), sacks by (1st, 15), sacks against (T2nd, 5), opponent 3rd down conversion (2nd, 26.7), red zone defense (3rd, 70.8), tackles for loss (1st, 9.6).

CAN YOU REED THIS?

Coming as no surprise to anyone, senior LB Malik Reed is producing a more than solid season for the Pack defense. Reed ranks fourth on the team with 26 tackles, but leads the Wolf Pack with 7.0 TFL, three forced fumbles, two fumble recoveries and is tied for the team lead with 3.0 sacks. Reed's three forced fumbles this year is tied with six others for the national lead, and gives him 10 for his career. Additionally his two fumble recoveries are tied for second-most in the country.

CAREER STARTS

Individual

| Player | Starts | Consecutive |
|-----------------------------|--------|-------------|
| Austin Arnold (DB) | 1 | -- |
| Dameon Baber (DB) | 37 | 4 |
| Miles Beach (OL) | 2 | -- |
| Daniel Brown (DB) | 6 | 5 |
| Nate Brown (OL) | 5 | 5 |
| Trae Carter-Wells (TE) | 3 | 2 |
| Elijah Cooks (WR) | 1 | -- |
| Jomon Dotson (DB) | 3 | 3 |
| Romeo Doubs (WR) | 3 | 3 |
| Kaleb Fossum (WR) | 2 | -- |
| Aaron Frost (OL) | 2 | 2 |
| Ty Gangi (QB) | 19 | 13 |
| Chris Green (DT) | 1 | -- |
| Lawson Hall (LB) | 2 | -- |
| Daiyan Henley (WR) | 4 | -- |
| Jaxson Kincaide (RB) | 7 | -- |
| Sean Krepsz (OL) | 23 | 1 |
| Jermaine Ledbetter (OL) | 1 | -- |
| Adam Lopez (DE) | 1 | -- |
| McLane Mannix (WR) | 15 | 14 |
| Kaleb Meder (DE) | 1 | -- |
| Kalei Meyer (OL) | 4 | -- |
| Kelton Moore (RB) | 11 | 2 |
| E.J. Muhammad (DB) | 6 | -- |
| Jake Nelson (OL) | 17 | 17 |
| Brendan O'Leary-Orange (WR) | 12 | 1 |
| Anthony Palomares (OL) | 11 | 5 |
| Dom Peterson (DE) | 3 | 3 |
| Malik Reed (LB) | 30 | 29 |
| Reagan Roberson (TE) | 1 | -- |
| Asauni Rufus (DB) | 38 | 5 |
| Korey Rush (DE) | 18 | 9 |
| Hausia Sekona (DT) | 22 | 6 |
| Gabe Sewell (LB) | 27 | 2 |
| Nephi Sewell (DB) | 12 | -- |
| Lucas Weber (LB) | 5 | 5 |
| Tyson Williams (DB) | 1 | 1 |



2018 NEVADA WOLF PACK FOOTBALL — GAME NOTES



NEVADA WHEN ...

| | 2018 Season | Under Norvell |
|-----------------------------------------|----------------|------------------|
| At home..... | 2-0 | 5-3 |
| On road..... | 1-2 | 1-8 |
| In overtime..... | 0-0 | 0-0 |
| Coming off a loss..... | 2-0 | 5-6 |
| Coming off a win..... | 0-2 | 0-4 |
| Coming off a bye..... | 0-0 | 0-1 |
| On grass field..... | 0-0 | 0-2 |
| On artificial surface..... | 3-2 | 6-9 |
| Playing a Top 25-ranked team..... | 0-0 | 0-1 |
| Playing during day..... | 2-2 | 4-6 |
| Playing at night..... | 1-0 | 2-5 |
| When on TV | | |
| - Conference Networks..... | 1-1 | 1-3 |
| - CBS Sports..... | 0-1 | 1-3 |
| - ESPN networks..... | 2-0 | 3-3 |
| - AT&T SportsNet..... | 0-0 | 1-2 |
| Scoring first..... | 2-0 | 3-3 |
| Opponent scores first..... | 1-2 | 3-8 |
| Leading after first..... | 2-0 | 4-1 |
| Trailing after first..... | 0-1 | 0-7 |
| Tied after first..... | 1-1 | 2-3 |
| Leading at halftime..... | 3-0 | 5-1 |
| Trailing at halftime..... | 0-2 | 1-10 |
| Tied at halftime..... | 0-0 | 0-0 |
| Leading after third..... | 3-0 | 5-1 |
| Trailing after third..... | 0-2 | 0-9 |
| Tied after third..... | 0-0 | 1-1 |
| Leading in rushing yards..... | 3-1 | 5-3 |
| Opponent leads in rushing..... | 0-1 | 1-8 |
| Producing a 100-yard rusher..... | 0-1 | 2-3 |
| Producing two 100-yard rushers..... | 0-0 | 0-0 |
| Allowing a 100-yard rusher..... | 1-1 | 3-6 |
| Leading in passing yards..... | 2-1 | 5-5 |
| Opponents leads in passing..... | 1-1 | 1-6 |
| Producing a 300-yard passer..... | 1-1 | 1-3 |
| Allowing a 300-yard passer..... | 0-0 | 0-3 |
| Leading in total yards..... | 2-1 | 5-2 |
| Opponent leads in total yards..... | 1-1 | 1-9 |
| Forcing more turnovers..... | 1-0 | 3-2 |
| Opponent forces more turnovers..... | 0-2 | 1-7 |
| Tied in turnovers forced..... | 2-0 | 2-2 |
| Winning time of possession..... | 1-1 | 2-3 |
| Committing more penalties..... | 2-1 | 4-1 |
| Committing fewer penalties..... | 1-0 | 2-8 |
| Committing the same # of penalties..... | 0-1 | 0-2 |
| Game decided by 1-3 points..... | 2-0 | 2-3 |
| Game decided by 4-7 points..... | 0-0 | 1-0 |
| Game decided by more than 7 pts..... | 1-2 | 3-8 |
| Scoring 0-19 points..... | 0-1 | 0-3 |
| Scoring 20-29 points..... | 1-0 | 2-5 |
| Scoring 30-39 points..... | 1-0 | 2-0 |
| Scoring 40-plus points..... | 1-1 | 2-3 |
| Allowing 0-19 points..... | 1-0 | 3-0 |
| Allowing 20-29 points..... | 1-0 | 2-0 |
| Allowing 30-plus points..... | 1-0 | 1-3 |
| Allowing 40-plus points..... | 0-2 | 0-8 |
| Scoring a TD via defense/ST..... | 2-0 | 3-0 |
| Allowing a TD via defense/ST..... | 1-1 | 1-3 |
| Uniforms (Jersey/Pants) | | |
| • Blue/Silver..... | 2-0 | 5-2 |
| • Blue/White..... | 0-0 | 0-0 |
| • White/White..... | 0-0 | 0-4 |
| • White/Silver..... | 1-2 | 1-5 |

BEHIND THE LINE

Through five games this season, Nevada's defense has been one of the best in the nation at tackling opponents behind the line of scrimmage. Entering week six, the Wolf Pack ranks fourth nationally, and is first in the Mountain West, averaging 9.6 tackles for loss per game. Senior LB Malik Reed leads the charge in that category with 7.0 TFL this season. His 1.4 per game average ranks 42nd nationally and third in the conference.

TEAM TACKLES FOR LOSS (2018)

| Rk..... | Team..... | GP..... | Avg. |
|---------|--------------------|---------|------|
| 1..... | Miami (Fla.)..... | 5..... | 12.0 |
| 2..... | East Carolina..... | 4..... | 10.3 |
| 3..... | West Virginia..... | 4..... | 9.8 |
| 4..... | Nevada..... | 5..... | 9.6 |
| 5..... | Michigan..... | 5..... | 9.4 |
| | Oklahoma St..... | 5..... | 9.4 |

TRYING TO CONVERT? GOOD LUCK.

The Wolf Pack defense has been one of the best teams in both the Mountain West and in the country when it comes to stopping teams on third down. How good? Tenth in the nation good.

OPPONENT 3RD DOWN CONVERSION PCT (2018)

| Rk..... | Team..... | GP..... | Pct. |
|---------|----------------------|---------|------|
| 1..... | Miami (Fla.)..... | 5..... | 17.1 |
| 2..... | Syracuse..... | 5..... | 22.5 |
| 3..... | Texas A&M..... | 5..... | 24.6 |
| 4..... | South Carolina..... | 4..... | 25.0 |
| 5..... | Auburn..... | 5..... | 25.3 |
| 6..... | East Carolina..... | 4..... | 25.9 |
| 7..... | Alabama..... | 5..... | 26.0 |
| 8..... | Army West Point..... | 5..... | 26.2 |
| 9..... | Fresno State..... | 4..... | 26.4 |
| 10..... | Nevada..... | 5..... | 26.7 |

TAUA OF TERROR

True freshman Toa Taula has been playing more like a veteran running back as of late, and proved he belongs in the college game with his week 4 performance at Toledo. The Lompoc, Calif. native carried the ball 15 times for a career-high 170 yards and added three rushing TDs. Taula's 170 yards on the ground were the third-most by a Mountain West player this season. Two of Taula's three rushing TDs were chunk plays, including a 66-yard rush straight up the middle on the Pack's first play of a drive in the third quarter.

Taula is currently averaging 7.54 yards per carry, which ranks fifth nationally.

RUSH YARDS PER CARRY (2018)

| Rk..... | Player..... | GP..... | Avg. |
|---------|---------------------------------|---------|-------|
| 1..... | Darrel Henderson (Memphis)..... | 5..... | 11.69 |
| 2..... | Travis Etienne (Clemson)..... | 5..... | 8.14 |
| 3..... | Trey Ragas (Louisiana)..... | 4..... | 7.94 |
| 4..... | Pooka Williams (Kansas)..... | 4..... | 7.90 |
| 5..... | Toa Taula (Nevada)..... | 5..... | 7.54 |

UP, AND, GOOD

Senior PK Ramiz Ahmed drilled a career-long 50-yard field goal to end the first half in the week 4 matchup at Toledo. It was the longest made field goal by a Wolf Pack player since Brett Jaekle hit from 50 yards against UNLV in 2007. Ahmed, who is in his first year of field goal duties, is 4-of-6 on the year in field goal attempts, with his only misses coming from 52 and 51 yards out. Additionally, on kickoffs, he has 20 touchbacks in 34 attempts.



2018 NEVADA WOLF PACK FOOTBALL — GAME NOTES



RECEIVING DUO

The Wolf Pack's top two targets this season have been junior WR Kaleb Fossum and sophomore WR McLane Mannix, and for good reason. The receiving duo has snagged 50 percent of the team's passing completions this season and have combined for nearly 800 receiving yards. Each of them has at least one 100-yard receiving performance under their belt, with Fossum at two games, including a career-high 147 yards at Toledo.

Entering week six, both Fossum and Mannix rank 38th in the nation and sixth in the conference with 399 receiving yards each. Additionally, at 6.6 receptions per game, Fossum is 18th nationally and fifth in the MW in that category. Mannix's five TD receptions this year have him 14th in the country and third in the league, and his 19.0 yards per reception rank 33rd across the nation and third in the MW.

NEVER ENDING SUPPLY OF OFFENSE

With the creation of the Pistol in 2005 and into the Air Raid of today, Nevada has gained a lot of yards. Since 2006, the Wolf Pack ranks fifth nationally in total yards, behind Houston, Texas Tech, Oklahoma and Oregon.

| | |
|---------------|--------|
| 1. Oregon | 81,417 |
| 2. Oklahoma | 80,874 |
| 3. Texas Tech | 79,777 |
| 4. Houston | 78,832 |
| 5. Nevada | 71,447 |

#HECKOFAYEAR

For junior P Quinton Conaway, he adopted the tag line of #HeckOfAYear for the 2018 season. Conaway posted one of the best games of his career in the week three win over Oregon State. The Oklahoma native recorded single-game career highs in punt attempts (7), punt yards (313) and longest punt, which went for 63 yards, the second-longest by a Mountain West player this season. Conaway has boosted his punting average up to 41.6 yards per punt, which ranks sixth in the conference and 53rd nationally.

HOLY POINTS

In the week one win over Portland State, Nevada put up 72 points, the most points it had scored in a single game at Mackay Stadium since it also put up 72 against North Texas in 1991. In turn those 72 points are the most points scored in the Jay Norvell era. It was three points shy of the Mackay Stadium record of 75, set in 1977 when it beat Sacramento State 75-0.

Additionally, the Pack's 72 points were the third-most scored in week one in Division I behind Fresno State's 79 and Ohio State's 77.

SCHOLARSHIP ALERT

A total of six Wolf Pack student-athletes, formerly walk-ons, were awarded scholarships during the offseason and fall camp: senior DB Anthony Hankins, senior PK Ramiz Ahmed, junior P Quinton Conaway, sophomore TE Reagan Roberson, RB Roger Neal and sophomore DE Sam Hammond.

DEGREES COMPLETED

A total of nine Nevada football student-athletes have already obtained a college degree prior to the start of the 2018 season. That number is tied for 15th-most in the nation along with Akron, Arkansas, Cincinnati, Minnesota, South Carolina, Tennessee, UCF and West Virginia. The Wolf Pack players with degrees in hand are: Justin Brent, Jomon Dotson, Ty Gangi, Sean Krepsz, Kalei Meyer, Kelton Moore, Asauni Rufus, Korey Rush, Lucas Weber.

MILESTONE GAMES

100-YARD RUSHERS (Att.-Yards)

Toa Taua (1)

15-170at ToledoSept. 22, 2018

100-YARD RECEIVERS (Rec.-Yards)

Kaleb Fossum (2)

6-139vs. Portland StateAug. 31, 2018

15-147at ToledoSept. 22, 2018

McLane Mannix (1)

4-132vs. Portland StateAug. 31, 2018

300-YARD PASSERS

Ty Gangi (2)

342vs. Portland StateAug. 31, 2018

320at ToledoSept. 22, 2018

OVERTIME

Nevada is 6-6 all-time in its FBS history when it comes to overtime games. The school's history in overtime games includes being part of the first-ever overtime game in FBS (I-A) history – the 1995 Las Vegas Bowl.

Nevada's Overtime History (FBS)

Sept. 2, 2016 vs. Cal Poly W, 30-27
 Nov. 14, 2015 vs. San Jose State W, 37-34
 Nov. 15, 2014 at Air Force L, 45-38
 Oct. 4, 2013 vs. San Diego State L, 51-44
 Oct. 20, 2012 vs. San Diego State L, 39-38
 Oct. 6, 2012 vs. Wyoming W, 35-28
 Nov. 26, 2010 vs. Boise State W, 34-31
 Oct. 14, 2007 at Boise State L, 69-67 (4OT)
 Dec. 24, 2005 vs. UCF* W, 49-48
 Oct. 23, 2004 vs. Tulsa W, 54-48
 Oct. 20, 2001 at Rice L, 33-30
 Dec. 14, 1995 vs. Toledo^ L, 40-37

* -- Hawai'i Bowl; ^ -- Las Vegas Bowl



2018 NEVADA WOLF PACK FOOTBALL — GAME NOTES



NEVADA PLAYERS OF THE WEEK

Listed below are the players of the week, as chosen by the Nevada coaching staff, following each win.

Nevada, Portland State

- Offensive MVP: McLane Mannix, WR
- Defensive MVP: Entire D
- Special Teams MVP: Trae Carter-Wells
- Basalite Big Blocker: Kalei Meyer

Nevada, Oregon State

- Offensive MVP: Jake Nelson, OL
- Defensive MVP: Entire D
- Special Teams MVP: Quinton Conaway, P
- Basalite Big Blocker: Jake Nelson

Nevada, Air Force

- Offensive MVP: Ty Gangi, QB
- Defensive MVP: Entire D
- Special Teams MVP: Jomon Dotson
- Basalite Big Blocker: Sean Krepsz

Nevada, Fresno State

Nevada, Boise State

Nevada, Hawai'i

Nevada, San Diego State

Nevada, Colorado State

Nevada, San Jose State

Nevada, UNLV

EXPLOSIVE PLAYS

Explosive plays are defined as rushes of at least 15 yards and pass completions of at least 20 yards.

Date .. Game Result Explosive Plays

8/31 Portland St. W, 72-19 13 (9P, 4R)
 9/8 at Vanderbilt L, 41-10 3 (3P, 0R)
 9/15 Oregon St. W, 37-35 9 (4P, 5R)
 9/22 at Toledo L, 63-44 13 (6P, 7R)
 9/29 at Air Force W, 28-25 9 (5P, 4R)
 10/6 Fresno St. - -
 10/13 .. Boise St. - -
 10/20 .. at Hawai'i - -
 10/27 .. San Diego St. - -
 11/10 .. Colorado St. - -
 11/17 .. at San Jose St. - -
 11/24 .. at UNLV - -

DE-FENSE! DE-FENSE! DE-FENSE!

Five games into the 2018 season, the Wolf Pack defense has been one of the top teams in the nation in a few different defensive categories. Nevada ranks second in the conference and 19th nationally in sacks per game (3.0), is first in the league and fourth nationally in tackles for loss per game (9.6), and is second in the MW and 10th nationally in 3rd down conversion percentage defense, allowing their opponenets to convert on third down just 26.7 percent of the time.

GANGI MOVING UP THE RANKS

Nevada senior QB Ty Gangi is set to make some moves in the Wolf Pack record book this season, breaking into the top 10 in career passing TDs. He needs 10 more to tie Jeff Rowe for ninth.

CAREER PASSING TDs LEADERS AT NEVADA (ALL-TIME)

Rk Player Years Passing TDs

6 Chris Vargas 1990-93 60
 7 Jeff Tisdell 1974-77 59
 8 Cody Fajardo 2011-14 57
 9 Jeff Rowe 2002-06 54
10 Ty Gangi 2016- 44

SACK MACHINE

Senior LB Malik Reed has broken into the top 10 career leaders in sacks at Nevada and now needs just 1.0 sacks to tie Brett Roy and Derek Kennard for seventh all-time.

CAREER SACK LEADERS AT NEVADA (ALL-TIME)

Rk Player Years Sacks

5 Lenny Jones 2012-15 20.0
 6 Ian Seau 2013-15 18.5
 7 Brett Roy 2008-11 18.0
 Derek Kennard 2000-03 18.0
9 Malik Reed 2015- 17.0

THE RUFUS ON FIRE

Senior DB Asauni Rufus is making a name for himself as one of the top defenders in program history. With just three more tackles, Rufus will tie Brock Marion for fourth in career tackles at Nevada and be poised to continue to climb the list.

CAREER TACKLE LEADERS AT NEVADA (ALL-TIME)

Rk Player Years Tackles

1 DeShone Myles 1994-97 528
 2 Matt Clifton 1988-91 388
 3 Daryl Towns 2000-03 322
 4 Brock Marion 1989-92 306
5 Asauni Rufus 2015- 303

ROMEO, ROMEO, WHEREFORE ART THOU ROMEO

True freshman Romeo Doubs made a big splash in his collegiate debut against Portland State. On his first collegiate touch in the fourth quarter, Doubs returned a punt 80 yards for a touch-down. His 80-yard punt return was the longest punt returned for a TD in the Mountain West in week one and was the third-longest in the nation. It was the first punt returned for a TD by a Wolf Pack player since 2011.

In week 3 against Oregon State, Doubs returned one punt for 29 yards and has slid into the starting punt returner role heading into week five. He is averaging 27.2 yards per punt return on his four returns.



2018 NEVADA WOLF PACK FOOTBALL — GAME NOTES



DEPTH CHART NOTES (Full Depth: Pg. 11)

- The Union will have a couple of new faces in 2018 after the departure of Austin Corbett and Ziad Damanhoury. Along with returners Sean Krepsz, Jake Nelson and Anthony Palomares, the Union will feature a few newcomers as well in Nate Brown and true freshman Aaron Frost.
- The receiving unit is one of the deepest, and youngest, positions on the Wolf Pack roster with no seniors listed on the two-deep, two juniors, three sophomores and one true freshman.
- Perhaps the biggest position change from the offseason is Malik Reed's move from defensive end to linebacker.

TEAM CAPTAINS

Last season, Coach Norvell and his program chose week-by-week team captains for every game but this season there have been three student-athletes chosen by the team to serve as team captains for the length of the season. Ty Gangi will represent the offense, Malik Reed will represent the defense and Wes Farnsworth will represent the special teams. In addition, Norvell will recognize scout team players each week who will serve as either an honorary captain, US Flag bearer or Nevada state flag bearer.

Portland State: Alec Bonsall (honorary captain), Carson Strong, Zak Mahannah

Vanderbilt: McLane Mannix (honorary captain), Trae Carter-Wells

Oregon State: Lamin Touray (honorary captain), Ben Putman, Sheldon Wilkinson

Toledo: Quinton Conaway (honorary captain), Kelton Moore, Gabe Sewell

Air Force: Lucas Weber (honorary captain), Kaleb Fossum, Trae Carter-Wells

TWO-DEEPS CLASS BREAKDOWN

The Wolf Pack's depth chart on offense and defense consists of: 10 seniors, 13 juniors, 16 sophomores, four redshirt freshmen and four true freshmen.

STRENGTH OF SCHEDULE

The Wolf Pack's 2018 schedule consists of five teams that advanced to bowl games last season; Toledo (Dollar General Bowl), Fresno State (Hawai'i Bowl), Boise State (Las Vegas Bowl), Colorado State (New Mexico Bowl), San Diego State (Armed Forces Bowl).

CAREER ACTIVE LEADERS

Offense

Rushing yards

| | |
|----------------------|-------|
| Kelton Moore..... | 1,035 |
| Jaxson Kincaide..... | 678 |
| Ty Gangi..... | 523 |

Rushing attempts

| | |
|----------------------|-----|
| Kelton Moore..... | 203 |
| Jaxson Kincaide..... | 151 |
| Ty Gangi..... | 129 |

Rushing touchdowns

| | |
|-------------------|---|
| Ty Gangi..... | 9 |
| Kelton Moore..... | 7 |
| Toa Taua..... | 4 |

Passing attempts

| | |
|---------------------|-----|
| Ty Gangi..... | 729 |
| Kaymen Cureton..... | 38 |

Passing completions

| | |
|---------------------|-----|
| Ty Gangi..... | 435 |
| Kaymen Cureton..... | 20 |

Passing yards

| | |
|---------------------|-------|
| Ty Gangi..... | 5,379 |
| Kaymen Cureton..... | 213 |

Passing touchdowns

| | |
|---------------------|----|
| Ty Gangi..... | 44 |
| Kaymen Cureton..... | 3 |

Receiving yards

| | |
|-----------------------------|-------|
| McLane Mannix..... | 1,177 |
| Brendan O'Leary-Orange..... | 705 |
| Kaleb Fossum..... | 435 |
| Jaxson Kincaide..... | 241 |

Receptions

| | |
|-----------------------------|----|
| McLane Mannix..... | 78 |
| Brendan O'Leary-Orange..... | 45 |
| Kaleb Fossum..... | 37 |

Receiving touchdowns

| | |
|-----------------------------|----|
| McLane Mannix..... | 11 |
| Brendan O'Leary-Orange..... | 6 |
| Trevion Armstrong..... | 4 |

Total offense

| | |
|-------------------|-------|
| Ty Gangi..... | 5,902 |
| Kelton Moore..... | 1,092 |

All-purpose yards

| | |
|----------------------|-------|
| McLane Mannix..... | 1,268 |
| Kelton Moore..... | 1,286 |
| Jaxson Kincaide..... | 977 |

Total points scored

| | |
|-----------------------------|-----|
| Spencer Pettit..... | 103 |
| McLane Mannix..... | 66 |
| Ty Gangi..... | 54 |
| Kelton Moore..... | 48 |
| Jaxson Kincaide..... | 36 |
| Brendan O'Leary-Orange..... | 36 |
| Ramiz Ahmed..... | 34 |
| Trevion Armstrong..... | 26 |

Total touchdowns accounted for

| | |
|-----------------------------|----|
| McLane Mannix..... | 11 |
| Ty Gangi..... | 9 |
| Kelton Moore..... | 8 |
| Jaxson Kincaide..... | 6 |
| Brendan O'Leary-Orange..... | 6 |

In memory of Marc Ma (1995-2016)



Tragically two summers ago, the Wolf Pack football family lost one of its own when Marc Ma lost his life in an accident at Lake Tahoe. Ma, 20, was a sophomore defensive end for the Wolf Pack. A native of Honolulu, Ma graduated from Iolani High School with all-state honorable mention honors prior to joining Nevada. Ma redshirted in 2015. The jersey number 59 will not be worn by any member of the team for one more season.



2018 NEVADA WOLF PACK FOOTBALL — GAME NOTES



CAREER ACTIVE LEADERS

Defense/Special Teams

Kick returns

| | |
|----------------------|----|
| Daiyan Henley | 19 |
| Berdale Robins | 8 |

Kick return yards

| | |
|----------------------|-----|
| Daiyan Henley | 439 |
| Berdale Robins | 150 |

Punt returns

| | |
|---------------------|---|
| McLane Mannix | 4 |
| Kaleb Fossum | 4 |
| Romeo Doubs | 4 |

Punt return yards

| | |
|---------------------|-----|
| Romeo Doubs | 109 |
| McLane Mannix | 72 |
| Kaleb Fossum | 52 |

Interceptions

| | |
|--------------------|---|
| Dameon Baber | 9 |
| Asauni Rufus | 2 |

Total Tackles

| | |
|--------------------|-----|
| Asauni Rufus | 303 |
| Dameon Baber | 260 |
| Gabe Sewell | 164 |
| Malik Reed | 152 |

Tackles for loss

| | |
|--------------------|------|
| Malik Reed | 30.0 |
| Korey Rush | 20.5 |
| Gabe Sewell | 12.0 |
| Asauni Rufus | 11.5 |

Sacks

| | |
|--------------------|------|
| Malik Reed | 17.0 |
| Korey Rush | 7.5 |
| Asauni Rufus | 3.5 |
| Gabe Sewell | 2.5 |

Fumbles forced

| | |
|--------------------|----|
| Malik Reed | 10 |
| Asauni Rufus | 8 |
| Dameon Baber | 2 |

Fumbles recovered

| | |
|--------------------|---|
| Asauni Rufus | 4 |
| Dameon Baber | 4 |

Pass breakups

| | |
|--------------------|----|
| Dameon Baber | 18 |
| Asauni Rufus | 8 |

2018 Nevada Football Coaching Staff (game day locations)

Jay Norvell, head coach, 2nd season (field)
 Angus McClure, Asst. HC/OL, 1st season (field)
 Jeff Casteel, DC/LBs, 2nd season (field)
 Matt Mumme, OC/QBs, 2nd season (field)
 Mike Chamoures, Safeties, 1st season (press box)
 Timmy Chang, TEs, 2nd season (press box)
 Jason Kaufusi, DL, 2nd season (field)
 David Lockwood, Secondary, 1st season (field)
 Eric Scott, WRs, 2nd season (field)
 Tommy Perry, ST, 2nd season (field)
 Chad Savage, Graduate Assistant - offense (press box)
 Gunnar White, Graduate Assistant - offense (press box)
 John Landwehr, Graduate Assistant - defense (press box)
 Jaden Sawyer, Graduate Assistant - defense (press box)

PROGRAM HISTORY

Nevada is in its 112th season of collegiate football, seeking win No. 547 in the program's strong history. The Wolf Pack sports an all-time record of 546-485-33 (.548). Since joining the FBS in 1992, Nevada is 170-151 overall and 110-79 in conference play.

WINNING SEASONS

The Wolf Pack has posted winning seasons in six out of its last nine campaigns.

VOICES OF THE PACK

For the 2018 season there will be no change to the voices of the Wolf Pack, as John Ramey and Mike Edwards return for year two behind the mic. Ramey will handle the play-by-play duties, while Edwards will serve as the broadcast's color analyst.

NEVADA TABBED FOR FOURTH PLACE FINISH IN WEST DIVISION

The conference coaches voted Nevada to finish fourth in the MW West Division for a second straight year in the preseason All-MW poll. The Wolf Pack earned 72 points, finishing ahead of Hawai'i and San José State. Reigning conference champions Fresno State earned 16 first place votes and 126 points overall to lead the West Division. San Diego State garnered six first place votes and was picked to finish in the runner-up spot. Boise State earned all 22 first place votes and was predicted to finish first in the Mountain Division.

West Division

| | | |
|--------|---------------------------|-----------|
| 1..... | Fresno State (16) | 126 |
| 2..... | San Diego State (6) | 116 |
| 3..... | UNLV | 78 |
| 4..... | Nevada | 72 |
| 5..... | Hawai'i | 45 |
| 6..... | San José State | 25 |

Mountain Division

| | | |
|--------|------------------------|-----|
| 1..... | Boise State (22) | 132 |
| 2..... | Wyoming | 95 |
| 3..... | Colorado State | 82 |
| 4..... | Utah State | 78 |
| 5..... | Air Force | 52 |
| 6..... | New Mexico | 23 |

WOLF PACK RADIO COVERS THE SILVER STATE

The Wolf Pack Radio Network has additional affiliates throughout the state with a 60 minute football pre-game show this season. The show will break down the day's game, featuring interviews with Norvell, Wolf Pack players and analysis of the Wolf Pack's opponents. Nevada play-by-play voice John Ramey will host the pre-game show and will be joined by analyst Mike Edwards.

Wolf Pack radio can be heard on the following stations:

- Reno - KUUB, 94.5 FM
- Reno - KPLY, 630 AM
- Carson City - KUUB, 94.3 FM
- Elko - KEAU, 104.7 FM
- Las Vegas - KBAD, 920 AM
- Winnemucca - KHYX, 102.7 FM
- NevadaWolfPack.com
- TuneIn App



2018 NEVADA WOLF PACK FOOTBALL — DEPTH CHART



| Offense | | | | | | | | Hometown (Last School) |
|---------|------------------------|------|------|-----|--------|------|--------------------------------------------------|----------------------------------|
| Pos. # | Name | Pos. | Ht. | Wt. | Class | Exp. | | |
| LT 71 | Jake Nelson | OL | 6-4 | 295 | Jr. | 1V | San Juan Capistrano, Calif. (Saddleback College) | |
| 72 | Miles Beach | OL | 6-4 | 250 | So. | 1V | | Los Gatos, Calif. (Los Gatos HS) |
| LG 62 | Anthony Palomares | OL | 6-3 | 295 | Sr. | 1V | Victorville, Calif. (Victor Valley College) | |
| 67 | Gray Davis | OL | 6-4 | 290 | RS-Fr. | RS | Dallas, Texas (Parish Episcopal HS) | |
| C 64 | Sean Krepsz | OL | 6-4 | 330 | Sr. | 2V | Riverside, Calif. (Riverside CC) | |
| 56 | Kalei Meyer | OL | 6-0 | 280 | Sr. | 3V | Waipahu, Hawaii (Kamehameha HS) | |
| RG 76 | Nate Brown | OL | 6-4 | 290 | So. | 1V | Tracy, Calif. (Tracy HS) | |
| 54 | Jermaine Ledbetter | OL | 6-3 | 330 | So. | TR | St. Petersburg, Fla. (Coffeyville CC) | |
| RT 65 | Aaron Frost | OL | 6-5 | 295 | Fr. | HS | Long Beach, Calif. (Long Beach Poly HS) | |
| 67 | Gray Davis | OL | 6-4 | 290 | RS-Fr. | RS | Dallas, Texas (Parish Episcopal HS) | |
| WR-X 17 | Brendan O'Leary-Orange | WR | 6-4 | 210 | Jr. | 1V | Toronto, Canada (St. Joseph HS) | |
| 7 | Romeo Doubs | WR | 6-2 | 180 | Fr. | HS | Los Angeles, Calif. (Jefferson HS) | |
| WR-H 1 | McLane Mannix | WR | 5-9 | 185 | So. | 1V | Midland, Texas (Midland HS) | |
| 3 | Kaleb Fossum | WR | 5-9 | 180 | Jr. | RS | Lake Forest, Calif. (El Toro HS) | |
| TE-Y 49 | Trae Carter-Wells | TE | 6-1 | 230 | Sr. | 2V | Sparks, Nev. (Reed HS) | |
| 15 | Trevion Armstrong | TE | 6-3 | 220 | So. | 1V | Ettrick, Va. (Trinity Episcopal) | |
| WR-Z 4 | Elijah Cooks | WR | 6-4 | 215 | So. | 1V | Atascadero, Calif. (Atascadero HS) | |
| 19 | Cole Turner | WR | 6-6 | 210 | Fr. | HS | Clackamas, Ore. (Clackamas HS) | |
| RB 23 | Kelton Moore | RB | 5-11 | 240 | Jr. | 2V | Arlington, Texas (Juan Sequin HS) | |
| 35 | Toa Taua | RB | 5-8 | 205 | Fr. | HS | Lompoc, Calif. (Lompoc HS) | |
| 5 | Jaxson Kincaide | RB | 5-8 | 190 | Jr. | 2V | Fort Lauderdale, Fla. (St. Thomas Aquinas HS) | |
| -or- 2 | Devonte Lee | RB | 5-8 | 230 | Fr. | HS | Oklahoma City, Okla. (John Marshall HS) | |
| QB 6 | Ty Gangi | QB | 6-2 | 205 | Sr. | 2V | Glendale, Calif. (Ventura College) | |
| -or- 13 | Cristian Solano | QB | 6-1 | 190 | Jr. | SQ | San Fernando, Calif. (San Fernando HS) | |
| 10 | Griffin Dahn | QB | 6-5 | 250 | So. | RS | Columbus, Ohio (American River CC) | |

| Defense | | | | | | | | Hometown (Last School) |
|---------|--------------------|------|------|-----|--------|------|---------------------------------------------|------------------------|
| Pos. # | Name | Pos. | Ht. | Wt. | Class | Exp. | | |
| DT 99 | Korey Rush | DT | 6-0 | 270 | Sr. | 3V | Salt Lake City, Utah (East HS) | |
| 98 | Sam Hammond | DE | 6-5 | 255 | So. | 1V | Yerington, Nev. (Yerington HS) | |
| NT 96 | Hausia Sekona | DT | 6-0 | 275 | Jr. | 2V | Salt Lake City, Utah (East HS) | |
| 78 | Jarius McDade | DT | 6-1 | 335 | Sr. | 1V | Seattle, Wash. (CC of San Francisco) | |
| DE 51 | Dom Peterson | DL | 6-0 | 315 | RS-Fr. | RS | Harbor City, Calif. (Narbonne HS) | |
| 91 | Adam Lopez | DE | 6-3 | 300 | Jr. | TR | Sacramento, Calif. (American River College) | |
| LB 90 | Malik Reed | LB | 6-2 | 235 | Sr. | 3V | Dothan, Ala. (Dothan HS) | |
| 16 | Maliek Broady | LB | 5-10 | 215 | Jr. | 1V | Las Vegas, Nev. (Sierra Vista HS) | |
| LB 7 | Gabriel Sewell | LB | 6-0 | 230 | Jr. | 2V | St. George, Utah (Desert Hills HS) | |
| 30 | Lawson Hall | LB | 6-0 | 230 | So. | 1V | Harbor City, Calif. (Narbonne HS) | |
| LB 24 | Lucas Weber | LB | 6-0 | 225 | Sr. | 2V | Reno, Nev. (McQueen HS) | |
| 52 | Kyle Adams | LB | 5-11 | 215 | Jr. | 1V | Ladera Ranch, Calif. (Saddleback College) | |
| CB 23 | Jomon Dotson | DB | 5-10 | 180 | Sr. | TR | Vallejo, Calif. (Washington) | |
| 3 | Berdale Robins | DB | 5-9 | 165 | SO. | 1V | Los Angeles, Calif. (Los Angeles HS) | |
| SAF 6 | Nephi Sewell | DB | 6-0 | 205 | So. | 1V | St. George, Utah (Desert Hills HS) | |
| 9 | Justin Brent | DB | 6-3 | 205 | Sr. | 3V | Speedway, Ind. (Notre Dame) | |
| SAF 5 | Dameon Baber | DB | 5-10 | 200 | Sr. | 3V | Palmdale, Calif. (Palmdale HS) | |
| 28 | Austin Arnold | DB | 5-10 | 195 | So. | RS | Las Vegas, Nev. (Bishop Gorman HS) | |
| SAF 2 | Asauni Rufus | DB | 5-11 | 200 | Sr. | 3V | Bakersfield, Calif. (Bakersfield HS) | |
| 14 | Mar'Quette Jackson | DB | 5-11 | 200 | So. | SQ | Los Angeles, Calif. (Dorsey HS) | |
| CB 25 | Daniel Brown | DB | 5-11 | 170 | Jr. | 2V | Carson, Calif. (Narbonne HS) | |
| 29 | Isaiah Hamilton | DB | 5-10 | 195 | So. | SQ | Sacramento, Calif. (Inderkum HS) | |

| Specialists | | | | | | | | Hometown (Last School) |
|-------------|-----------------|------|-----|-----|-------|------|-----------------------------------------------|------------------------|
| Pos. # | Name | Pos. | Ht. | Wt. | Class | Exp. | | |
| PK 26 | Ramiz Ahmed | PK | 6-0 | 190 | Sr. | 1V | Las Vegas, Nev. (Bishop Gorman HS) | |
| KO 26 | Ramiz Ahmed | PK | 6-0 | 190 | Sr. | 1V | Las Vegas, Nev. (Bishop Gorman HS) | |
| P 35 | Quinton Conaway | P | 6-0 | 210 | Jr. | 1V | Edmond, Okla. (Golden West College) | |
| KR 5 | Jaxson Kincaide | RB | 5-8 | 190 | Jr. | 2V | Fort Lauderdale, Fla. (St. Thomas Aquinas HS) | |
| 35 | Toa Taua | RB | 5-8 | 205 | Fr. | HS | Lompoc, Calif. (Lompoc HS) | |
| PR 7 | Romeo Doubs | WR | 6-2 | 180 | Fr. | HS | Los Angeles, Calif. (Jefferson HS) | |
| 3 | Kaleb Fossum | WR | 5-9 | 180 | Jr. | RS | Lake Forest, Calif. (El Toro HS) | |
| LS/SS 42 | Wes Farnsworth | LS | 6-1 | 230 | Sr. | 3V | Reno, Nev. (Bishop Manogue HS) | |
| H 3 | Kaleb Fossum | WR | 5-9 | 180 | Jr. | RS | Lake Forest, Calif. (El Toro HS) | |



2018 NEVADA WOLF PACK FOOTBALL — NUMERICAL ROSTER



| No. | Name | Pos. | Ht. | Wt. | Yr. | Exp. | Hometown (Last School) |
|-----|------------------------|------|------|-----|--------|------|-----------------------------------------------|
| 1 | McLane Mannix | WR | 5-9 | 185 | So. | 1V | Midland, Texas (Midland HS) |
| 2 | Devonte Lee | RB | 5-8 | 230 | Fr. | HS | Oklahoma City, Okla. (John Marshall HS) |
| 2 | Asauni Rufus | DB | 5-11 | 200 | Sr. | 3V | Bakersfield, Calif. (Bakersfield HS) |
| 3 | Kaleb Fossum | WR | 5-9 | 180 | Jr. | RS | Lake Forest, Calif. (El Toro HS) |
| 3 | Berdale Robins | DB | 5-9 | 165 | So. | 1V | Los Angeles, Calif. (Los Angeles HS) |
| 4 | Elijah Cooks | WR | 6-4 | 215 | So. | 1V | Atascadero, Calif. (Atascadero HS) |
| 4 | E.J. Muhammad | DB | 5-11 | 180 | Jr. | 2V | DeSoto, Texas (DeSoto HS) |
| 5 | Dameon Baber | DB | 5-10 | 200 | Sr. | 3V | Palmdale, Calif. (Palmdale HS) |
| 5 | Jaxson Kincaide | RB | 5-8 | 190 | Jr. | 2V | Fort Lauderdale, Fla. (St. Thomas Aquinas HS) |
| 6 | Ty Gangi | QB | 6-2 | 205 | Sr. | 2V | Glendale, Calif. (Ventura College) |
| 6 | Nephi Sewell | DB | 6-0 | 205 | So. | 1V | St. George, Utah (Desert Hills HS) |
| 7 | Romeo Doubs | WR | 6-2 | 180 | Fr. | HS | Los Angeles, Calif. (Jefferson HS) |
| 7 | Gabriel Sewell | LB | 6-0 | 230 | Jr. | 2V | St. George, Utah (Desert Hills HS) |
| 8 | Kaymen Cureton | QB | 5-11 | 210 | So. | 1V | Lawndale, Calif. (Leuzinger HS) |
| 8 | James Fotofili | LB | 5-11 | 205 | Fr. | HS | Sacramento, Calif. (Grant HS) |
| 9 | Justin Brent | DB | 6-3 | 205 | Sr. | 1V | Speedway, Ind. (Notre Dame) |
| 10 | Griffin Dahn | QB | 6-5 | 250 | So. | RS | Columbus, Ohio (American River CC) |
| 10 | Lamin Touray | LB | 6-0 | 235 | RS-Fr. | RS | Mission Hills, Calif. (Bishop Alemany HS) |
| 11 | Daiyan Henley | WR | 6-1 | 215 | So. | 1V | Los Angeles, Calif. (Crenshaw HS) |
| 12 | Anthony Hankins | DB | 5-9 | 195 | Sr. | 1V | Reno, Nev. (Butte Junior College) |
| 12 | Carson Strong | QB | 6-4 | 210 | Fr. | HS | Vacaville, Calif. (Wood HS) |
| 13 | Jordan Lee | DB | 5-10 | 190 | Fr. | HS | Las Vegas, Nev. (Bishop Gorman HS) |
| 13 | Cristian Solano | QB | 6-1 | 190 | Jr. | SQ | San Fernando, Calif. (San Fernando HS) |
| 14 | Dominic Christian | WR | 6-1 | 195 | Jr. | 2V | Chicago, Ill. (Hales Franciscan HS) |
| 14 | Mar'Quette Jackson | DB | 5-11 | 200 | So. | SQ | Los Angeles, Calif. (Dorsey HS) |
| 15 | Trevion Armstrong | TE | 6-3 | 220 | So. | 1V | Ettrick, Va. (Trinity Episcopal) |
| 15 | Jaden Dedman | DB | 5-7 | 155 | Fr. | HS | Rancho Cucamonga, Calif. (Upland HS) |
| 16 | Maliek Broady | LB | 5-10 | 215 | Jr. | 1V | Las Vegas, Nev. (Sierra Vista HS) |
| 16 | Zach Lewis | QB | 6-1 | 190 | Fr. | HS | Bellevue, Wash. (Eastside Catholic HS) |
| 17 | Teyjohn Herrington | DB | 6-0 | 185 | Fr. | HS | Fresno, Calif. (Edison HS) |
| 17 | Brendan O'Leary-Orange | WR | 6-4 | 210 | Jr. | 1V | Toronto, Canada (St. Joseph HS) |
| 18 | Emany Johnson | DB | 6-2 | 200 | Fr. | HS | Hercules, Calif. (Hercules HS) |
| 18 | Reese Neville | WR | 6-0 | 185 | So. | SQ | Yerington, Nev. (Yerington HS) |
| 19 | Cole Turner | WR | 6-6 | 210 | Fr. | HS | Clackamas, Ore. (Clackamas HS) |
| 20 | Robert Ferrell | WR | 5-8 | 160 | So. | TR | Reno, Nev. (College of the Redwoods) |
| 20 | Knowledge Smith | DB | 5-11 | 165 | Fr. | HS | Missouri City, Texas (Ridge Point HS) |
| 20 | Tyson Williams | DB | 5-9 | 200 | RS-Fr. | RS | Dothan, Ala. (Dothan HS) |
| 22 | Russell Booze | RB | 5-11 | 190 | So. | 1V | Las Vegas, Nev. (Bishop Gorman HS) |
| 22 | Daq Irby | DB | 6-1 | 215 | So. | 1V | San Diego, Calif. (Morse HS) |
| 23 | Jomon Dotson | DB | 5-10 | 180 | Sr. | TR | Vallejo, Calif. (Washington) |
| 23 | Kelton Moore | RB | 5-11 | 240 | Jr. | 2V | Arlington, Texas (Juan Sequin HS) |
| 24 | Lucas Weber | LB | 6-0 | 225 | Sr. | 2V | Reno, Nev. (McQueen HS) |
| 25 | Daniel Brown | DB | 5-11 | 170 | Jr. | 2V | Carson, Calif. (Narbonne HS) |
| 25 | Roger Neal | RB | 5-9 | 230 | So. | 1V | Folsom, Calif. (Folsom HS) |
| 26 | Ramiz Ahmed | PK | 6-0 | 190 | Sr. | 1V | Las Vegas, Nev. (Bishop Gorman HS) |
| 28 | Austin Arnold | DB | 5-10 | 195 | So. | RS | Las Vegas, Nev. (Bishop Gorman HS) |
| 29 | Isaiah Hamilton | DB | 5-10 | 195 | So. | SQ | Sacramento, Calif. (Inderkum HS) |
| 30 | Lawson Hall | LB | 6-0 | 230 | So. | 1V | Harbor City, Calif. (Narbonne HS) |
| 31 | Reagan Roberson | TE | 6-1 | 240 | So. | 1V | Gardnerville, Nev. (Douglas HS) |
| 32 | Giovanni Miranda | LB | 6-2 | 215 | Fr. | HS | Scottsdale, Ariz. (Saguaro HS) |
| 33 | JoJuan Claiborne | DB | 5-11 | 175 | Fr. | HS | Las Vegas, Nev. (Bishop Gorman HS) |
| 33 | Crishaun Lappin | TE | 6-0 | 260 | Fr. | HS | Las Vegas, Nev. (Liberty HS) |
| 34 | Josiah Bradley | LB | 6-0 | 215 | Fr. | HS | Scottsdale, Ariz. (Saguaro HS) |
| 35 | Quinton Conaway | P | 6-0 | 210 | Jr. | 1V | Edmond, Okla. (Golden West College) |
| 35 | Toa Taua | RB | 5-8 | 205 | Fr. | HS | Lompoc, Calif. (Lompoc HS) |
| 36 | Tyler Crandall | LB | 5-11 | 200 | Jr. | SQ | Folsom, Calif. (Folsom HS) |
| 37 | Anthony Allen | LB | 6-1 | 220 | Fr. | HS | Las Vegas, Nev. (Desert Pines HS) |
| 37 | Daylon Johnson | DB | 6-1 | 190 | So. | SQ | Conroe, Texas (Oak Ridge HS) |
| 38 | Jack Powers | LB | 6-2 | 220 | Fr. | HS | Granite Bay, Calif. (Granite Bay HS) |
| 38 | Aubrey Washington | RB | 5-9 | 165 | Fr. | HS | Las Vegas, Nev. (Legacy HS) |
| 39 | Austin Ortega | LS | 5-9 | 205 | Fr. | HS | San Antonio, Texas (Reagan HS) |
| 40 | Daniel Grzesiak | RB | 6-2 | 210 | Fr. | HS | Los Angeles, Calif. (Crenshaw HS) |
| 42 | Wes Farnsworth | LS | 6-1 | 230 | Sr. | 3V | Reno, Nev. (Bishop Manogue HS) |
| 43 | Fanon Vines | DE | 6-3 | 235 | So. | TR | Youngstown, Ohio (Coffeyville CC) |
| 43 | Hayden Werbeckes | TE | 6-4 | 210 | Fr. | HS | Reno, Nev. (Galena HS) |
| 44 | Kori Collons | TE | 6-5 | 240 | Jr. | SQ | Sacramento, Calif. (Jesuit HS) |
| 45 | Trevor Price | LB | 5-10 | 215 | RS-Fr. | RS | Round Rock, Texas (Cedar Ridge HS) |
| 46 | Eric Fellenzer | P | 6-5 | 245 | Fr. | HS | Laguna Niguel, Calif. (Dana Hills HS) |
| 47 | Kameron Toomer | DE | 6-4 | 250 | So. | 1V | Las Vegas, Nev. (Palo Verde HS) |
| 48 | Spencer Pettit | PK | 5-9 | 180 | Jr. | 2V | Snohomish, Wash. (Glacier Peak HS) |
| 49 | Trae Carter-Wells | TE | 6-1 | 230 | Sr. | 2V | Sparks, Nev. (Reed HS) |
| 50 | Erick Kroll | LB | 6-1 | 245 | So. | TR | Fresno, Calif. (Ventura College) |
| 51 | Dom Peterson | DL | 6-0 | 315 | RS-Fr. | RS | Harbor City, Calif. (Narbonne HS) |
| 52 | Kyle Adams | LB | 5-11 | 215 | Jr. | 1V | Ladera Ranch, Calif. (Saddleback College) |



2018 NEVADA WOLF PACK FOOTBALL — NUMERICAL ROSTER & PRONUNCIATION GUIDE



| | | | | | | |
|---------------------------------|---------|-----------|----------|------------|---------|--------------------------------------------------|
| 53..... Zak Mahannah..... | DE..... | 6-3..... | 265..... | Jr..... | TR..... | Reno, Nev. (American River College) |
| 54..... Chris Green..... | DT..... | 6-1..... | 330..... | So..... | 1V..... | Los Angeles, Calif. (Los Angeles HS) |
| 54..... Jermaine Ledbetter..... | OL..... | 6-3..... | 330..... | So..... | TR..... | St. Petersburg, Fla. (Coffeyville CC) |
| 55..... Alec Bonsall..... | LB..... | 6-1..... | 235..... | So..... | SQ..... | Aptos, Calif. (Cabrillo College) |
| 56..... Kalei Meyer..... | OL..... | 6-0..... | 280..... | Sr..... | 3V..... | Waipahu, Hawaii (Kamehameha HS) |
| 56..... Sheldon Wilkinson..... | LB..... | 5-11..... | 215..... | RS-Fr..... | RS..... | Spring Creek, Nev. (Spring Creek) |
| 57..... Jaden Lewis..... | DE..... | 6-4..... | 275..... | RS-Fr..... | RS..... | Berkeley, Calif. (Berkeley HS) |
| 58..... Ryan Madole..... | LB..... | 6-1..... | 190..... | Fr..... | HS..... | Reno, Nev. (Damonte Ranch HS) |
| 60..... Dylan Porter..... | OL..... | 6-5..... | 300..... | RS-Fr..... | RS..... | Elmira, Ore. (Elmira HS) |
| 61..... Alex Tancreto..... | OL..... | 6-0..... | 280..... | So..... | SQ..... | Windsor, Calif. (Windsor HS) |
| 62..... Anthony Palomares..... | OL..... | 6-3..... | 295..... | Sr..... | 1V..... | Victorville, Calif. (Victor Valley College) |
| 63..... Amir Johnson..... | OL..... | 6-2..... | 245..... | RS-Fr..... | RS..... | Las Vegas, Nev. (Bishop Gorman HS) |
| 64..... Sean Krepsz..... | OL..... | 6-4..... | 330..... | Sr..... | 2V..... | Riverside, Calif. (Riverside C.C.) |
| 66..... Kevin Coblentz..... | OL..... | 6-2..... | 320..... | Fr..... | HS..... | Whittier, Calif. (St. John Bosco HS) |
| 67..... Gray Davis..... | OL..... | 6-4..... | 290..... | RS-Fr..... | RS..... | Dallas, Texas (Parish Episcopal HS) |
| 69..... Karson Thomas..... | LS..... | 6-2..... | 230..... | RS-Fr..... | RS..... | Reno, Nev. (Wooster HS) |
| 70..... Nathan Edwards..... | OL..... | 6-3..... | 290..... | So..... | SQ..... | Reno, Nev. (Galena HS) |
| 71..... Jake Nelson..... | OL..... | 6-4..... | 295..... | Jr..... | 1V..... | San Juan Capistrano, Calif. (Saddleback College) |
| 72..... Miles Beach..... | OL..... | 6-4..... | 250..... | So..... | 1V..... | Los Gatos, Calif. (Los Gatos HS) |
| 73..... Christopher Love..... | OL..... | 6-4..... | 300..... | Fr..... | HS..... | Encino, Calif. (Crespi Carmelite HS) |
| 74..... Kevin Spencer..... | OL..... | 6-5..... | 270..... | So..... | SQ..... | Towson, Md./College of DuPage |
| 75..... Jack Bolduc..... | OL..... | 6-3..... | 235..... | Fr..... | HS..... | Santa Ana, Calif. (Jserra HS) |
| 76..... Nate Brown..... | OL..... | 6-4..... | 290..... | So..... | 1V..... | Tracy, Calif. (Tracy HS) |
| 77..... Trey Hamilton..... | OL..... | 6-5..... | 255..... | Fr..... | HS..... | Reno, Nev. (Reno HS) |
| 78..... Jarius McDade..... | DT..... | 6-1..... | 335..... | Sr..... | 1V..... | Seattle, Wash. (CC of San Francisco) |
| 79..... Moses Landis..... | OL..... | 6-3..... | 295..... | So..... | TR..... | Sacramento, Calif. (American River College) |
| 80..... Jacob Drahos..... | TE..... | 6-1..... | 235..... | So..... | SQ..... | Carson City, Nev. (Carson HS) |
| 81..... Theo Goodwin..... | WR..... | 6-0..... | 170..... | RS-Fr..... | RS..... | El Cajon, Calif. (Christian HS) |
| 82..... Ian Zamudio..... | WR..... | 5-9..... | 140..... | RS-Fr..... | RS..... | Riverside, Calif. (Notre Dame HS) |
| 84..... Jake Ramsay..... | TE..... | 6-3..... | 240..... | So..... | TR..... | San Ramon, Calif. (Laney College) |
| 85..... Ben Putman..... | WR..... | 5-9..... | 180..... | Jr..... | TR..... | Novato, Calif. (Santa Rosa JC) |
| 86..... Ryan Brocks..... | TE..... | 6-4..... | 250..... | Jr..... | TR..... | Clovis, Calif. (Fresno City College) |
| 87..... Alex Pourdanesh..... | TE..... | 6-2..... | 240..... | Fr..... | HS..... | Irvine, Calif. (Corona del Mar HS) |
| 88..... Dru Jacobs..... | WR..... | 6-2..... | 180..... | Fr..... | HS..... | Reno, Nev. (Damonte Ranch HS) |
| 89..... Tyler Buckingham..... | LB..... | 6-0..... | 215..... | Fr..... | HS..... | Billings, Mont. (Billings West HS) |
| 90..... Malik Reed..... | LB..... | 6-2..... | 235..... | Sr..... | 3V..... | Dothan, Ala. (Dothan HS) |
| 91..... Adam Lopez..... | DE..... | 6-3..... | 300..... | Jr..... | TR..... | Sacramento, Calif. (American River College) |
| 92..... Kaleb Meder..... | DE..... | 6-4..... | 260..... | Jr..... | TR..... | Wheatland, Calif. (American River College) |
| 93..... Aaron Frost..... | DL..... | 6-5..... | 295..... | Fr..... | HS..... | Long Beach, Calif. (Long Beach Poly HS) |
| 94..... Jack Leonetti..... | DB..... | 6-1..... | 170..... | Fr..... | HS..... | Petaluma, Calif. (Casa Grande HS) |
| 96..... Hausia Sekona..... | DT..... | 6-0..... | 275..... | Jr..... | 2V..... | Salt Lake City, Utah (East HS) |
| 98..... Sam Hammond..... | DE..... | 6-5..... | 255..... | So..... | 1V..... | Yerington, Nev. (Yerington HS) |
| 99..... Korey Rush..... | DT..... | 6-0..... | 270..... | Sr..... | 3V..... | Salt Lake City, Utah (East HS) |

Pronunciation Guide

Ramiz Ahmed.....Ruh-MEEZ Ah-med
Trevion Armstrong..... TREY-vee-on
Dameon Baber.....DAY-me-uhn BAY-ber
 Alec **Bonsall.....BON-sull**
Maliek Broady.....Muh-LEEK BRO-dee
JoJuan Claiborne.....Juh-wahn
 Kori **Collons.....Collins**
Kaymen Cureton.....KAY-men CURE-eh-ton
 Griffin **Dahn.....Don**
Romeo Doubs.....Row-ME-oh Dubs
 Jacob **Drahos.....DRAY-hose**
 Kaleb **Fossum.....FOSS-um**
 James **Fotofili.....Pho-tow-fee-lee**
 Ty **Gangi.....GAN-gee**
Daiyan Henley.....day-YAWN
Daq Irby.....DACK
Daylon Johnson.....DAY-len
 Sean **Krepsz.....KREPS**
Crishaun Lappin.....Kruh-shawn LAP-in
 Ryan **Madole.....Mah-DOLE**

Kaleb **Meder.....MEE-der**
 Kalei **Meyer.....Kuh-LAY**
 Reese **Neville.....NEV-ull**
 Jay **Norvell.....Nor-VELL**
 Anthony **Palomares.....PALL-oh-mar-us**
 Spencer **Pettit.....PET-it**
 Alex **Pourdanesh.....Pour-DAH-nesh**
 Malik **Reed.....Muh-LEEK**
Reagan Roberson.....RAY-gun ROBE-er-son
Asauni Rufus.....Ah-SAWN-ee ROOF-us
Hausia Sekona.....HOUSE-see-uh Suh-CONE-uh
 Cristian **Solano.....So-LAWN-oh**
Toa Taua.....Toe-UH Tow-uh
 Hayden **Werbeckes.....Were-BECK-us**
 Ian **Zamudio.....Zuh-MOOD-ee-oh**

NEVADA.....Nev-AD-a
MACKAY Stadium.....MACK-key



2018 NEVADA WOLF PACK FOOTBALL — GAME NOTES



THE LAST TIME IT HAPPENED...

| Team | NEVADA | Opponent |
|------------------------------------|--------------------------------------------|------------------------------------|
| Scored more than 60 points | 72 vs. Portland State, 8-31-18 | Toledo (63), 9-22-18 |
| Scored 50-59 points | 59 vs. San Jose State, 11-11-17 | Boise State (51), 10-4-14 |
| Scored 40-49 points | 44 at Toledo, 9-22-18 | Vanderbilt (41), 9-8-18 |
| Rushed for 200-299 yards | 262 at Toledo, 9-22-18 | Toledo (230), 9-22-18 |
| Rushed for 300-399 yards | 318 at UNLV, 11-26-16 | Utah State (396), 11-19-16 |
| Rushed for 400 or more yards | 408 vs. UNLV, 11-29-14 | Air Force (550), 10-20-17 |
| Passed for 300-399 yards | 320 at Toledo, 9-22-18 | Boise State (339), 11-4-17 |
| Passed for 400-499 yards | 420 vs. Portland State, 8-31-18 | Oregon State (459), 9-15-18 |
| Passed for 500 or more yards | 508 at Colorado State, 10-14-17 | Washington State (505), 9-23-17 |
| Had 500-599 yards of total offense | 582 at Toledo, 9-22-18 | Oregon State (540), 9-15-18 |
| Had 600-699 yards of total offense | 636 vs. Portland State, 8-31-18 | Colorado State (608), 10-14-17 |
| Had 700+ yards of total offense | 844 vs. Idaho, 11-6-10 (school record) | San Jose State (849), 11-10-01 |
| Recorded a safety | vs. Miami, 12-31-06 | Air Force, 9-29-18 |
| Recorded a shutout | 37-0 vs. UNLV, 10-8-11 | Notre Dame, 35-0, 9-5-09 |
| Nevada beat a ranked team | 34-31 (OT) vs. No. 3 Boise State, 11-26-10 | n/a |
| Nevada played a ranked team | at No. 18 Washington State, 9-23-17 | n/a |
| Nevada had a sellout | vs. UNLV, 10-26-13 | n/a |

Individual

| | NEVADA | Opponent |
|-----------------------------------|----------------------------------------------------------------------------|--------------------------------------------------------------------|
| Returned a kickoff for a TD | Elijah Mitchell (96) vs. Colorado State, 12-29-15 | D. Johnson (98), Toledo, 9-22-18 |
| Returned a punt for a TD | Romeo Doubs (80) vs. Portland State, 8-31-18 | R. Penny (70), San Diego State, 11-18-17 |
| Returned an interception for a TD | Daniel Brown (42) vs. Portland State, 8-31-18 | Z. Lewis (99), Air Force, 9-29-18 |
| Returned a fumble for a TD | Malik Reed (48) vs. Oregon State, 9-15-18 | K. Fackrell (0), Utah State, 11-21-15 |
| Blocked an extra point attempt | Asauni Rufus vs. San Diego State, 11-12-16 | Anthony Deltoro, Portland State, 8-31-18 |
| | Gabe Sewell vs. San Diego State, 11-12-16 | |
| Blocked a field goal | Ahki Muhammad vs. SJSU, 11-14-15 | K. Bartlett, Portland State, 8-31-18 |
| Blocked a punt | Sam Hammond vs. Portland State, 8-31-18 | D. Phillips, Toledo, 9-22-18 |
| Rushed for three or more TDs | Toa Taua (3) at Toledo, 9-22-18 | B. Hill (3), Wyoming, 10-22-16 |
| Two players rushed for 100 yards | Don Jackson (140), James Butler (122) at Fresno State, 11-5-15 | T. McVey (139) and R. Cleveland (118), Air Force, 10-20-17 |
| Rushed for 100-199 yards | Toa Taua (170) at Toledo, 9-22-18 | M. Guadagni (131), Toledo, 9-22-18 |
| Rushed for 200 or more yards | Kelton Moore (216) vs. Hawai'i, 10-7-17 | R. Penny (222), San Diego State, 11-18-17 |
| Completed 20-29 passes | Ty Gangi (24) at Air Force, 9-29-18 | J. Luton (23), Oregon State, 9-15-18 |
| Completed 30-39 passes | Ty Gangi (33) at San Diego State, 11-18-17 | L. Falk (36), Washington State, 9-23-17 |
| Completed 40 or more passes | Mike Maxwell (41) vs UNLV, 10-28-95 | * |
| Passed for three TDs | Ty Gangi vs. Portland State, 8-31-18 | K. Potter, San Jose State, 11-14-15 |
| Passed for four TDs | Ty Gangi at Air Force, 9-29-18 | M. Guadagni, Toledo, 9-22-18 |
| Passed for five or more TDs | Colin Kaepernick (5) vs. Idaho, 11-6-10 | L. Falk (5), Washington State 9-23-17 |
| Passed for 300-399 yards | Ty Gangi (320) at Toledo, 9-22-18 | N. Stevens (384), Colorado State, 10-14-17 |
| Passed for 400 or more yards | Ty Gangi (414) at San Diego State, 11-18-17 | L. Falk (478), Washington State, 9-23-17 |
| Scored three TDs | Toa Taua at Toledo, 9-22-18 | C. Thompson, Toledo, 9-22-18 |
| Scored four or more TDs | James Butler (4) at UNLV, 11-26-16 | R. Penny (4), San Diego State, 11-18-17 |
| Made a two-point conversion | Wyatt Demps (pass) vs. Air Force, 10-20-17 | M. McGill (rush), Buffalo, 9-26-15 |
| Caught 10 or more passes | Kaleb Fossum (14) at Toledo, 9-22-18 | I. Hodgins (14), Oregon State, 9-15-18 |
| Two players w/100 yards receiving | Kaleb Fossum (139); McLane Mannix (132) vs. Portland State, 8-31-18 | I. Hodgins (200), T. Hernandez (116), Oregon State, 9-15-18 |
| Had 100-199 yards receiving | Kaleb Fossum (150) at Toledo, 9-22-18 | T. Hernandez (116), Oregon State, 9-15-18 |
| Had 200-299 yards receiving | B. O'Leary-Orange (214) at San Diego State, 11-18-17 | I. Hodgins (200), Oregon State, 9-15-18 |
| Had 300 or more yards receiving | Nate Bursleson (326) at San Jose State, 11-10-01 | * |
| Had three or more receiving TDs | McLane Mannix (3) vs. Portland State, 8-31-18 | C. Thompson (3), Toledo, 9-22-18 |
| Kicked three FGs | Spencer Pettit at UNLV, 11-26-16 | E. Pantels, UNLV, 11-25-17 |
| Kicked four FGs | Brett Jaekle vs. Texas Tech, 9-6-08 | G. Ressel (4), Missouri, 9-25-09 |
| Kicked five or more FGs | Damon Fine (5) vs. Rice, 10-21-01 | * |
| Kicked a FG of 50 yards or longer | Ramiz Ahmed (50) at Toledo, 9-22-18 | E. Pantels (53), UNLV, 11-25-17 |
| Kicked a 70-79-yard punt | Alex Boy (71) vs. Cal Poly, 9-2-16 | W. Prather (72), San Jose State, 10-21-06 |
| Intercepted two passes | Dameon Baber (3) vs. San Jose State, 11-11-17 | J. Bryant (2), Fresno State, 9-30-17 |
| Intercepted three or more passes | Dameon Baber (3) vs. San Jose State, 11-11-17 | W. Derting (3), Washington State, 8-31-02 |
| Recorded 100 or more return yards | Dameon Baber (139) vs. San Jose State, 11-11-17 | D. Johnson (125), Toledo, 9-22-18 |

* – Has not happened since Nevada joined the NCAA Football Bowl Subdivision (I-A) in 1992.

Bold indicates current season



6

TY GANGI
 Glendale, Calif. | Ventura College

SR

QB

6-2

205

PLAYER NOTES

- Leads the 30th ranked passing offense in the country
- Ranks 15th in the nation with 1,332 passing yards
- Threw for four TDs in the 28-25 win at Air Force
- With his four TDs at Air Force, passed John Dutton for 10th all-time at Nevada with 44 TDs
- Placed on preseason watch lists for the Manning Award, Maxwell Award, Wuerffel Trophy and Johnny Unitas Golden Arm Award
- Named one of 30 candidates for the Senior CLASS Award
- Allstate AFCA Good Works Team nominee

CAREER STATS

| | PASSING | | | | | | RUSHING | | | | | |
|-------|---------|------|-----|------|-------|------------|---------|-----|-----|-----|-----|----|
| | GP/GS | COMP | ATT | PCT | YDS | TD/INT/LNG | ATT | YDS | AVG | TD | LNG | |
| 2016 | 10/4 | 99 | 172 | 57.6 | 1,301 | 8/6 | 68 | 49 | 217 | 4.4 | 3 | 28 |
| 2017 | 10/10 | 228 | 374 | 61.0 | 2,746 | 25/11 | 82 | 53 | 180 | 3.4 | 4 | 22 |
| 2018 | 5/5 | 108 | 183 | 59.0 | 1,332 | 11/6 | 58 | 27 | 126 | 4.7 | 2 | 29 |
| TOTAL | 25/18 | 435 | 729 | 59.7 | 5,379 | 44/23 | 82 | 129 | 523 | 4.1 | 9 | 29 |

2018 GAME-BY-GAME


| | PASSING | | | | | | RUSHING | | | | | |
|-------------------|---------|------|-----|------|-----|--------|---------|-----|-----|------|----|-----|
| | GP/GS | COMP | ATT | PCT | YDS | TD/INT | LNG | ATT | YDS | AVG | TD | LNG |
| Portland State | 1/1 | 16 | 26 | 61.5 | 342 | 3/1 | 58 | 6 | 23 | 3.8 | 1 | 12 |
| at Vanderbilt | 1/1 | 22 | 39 | 56.4 | 216 | 1/2 | 32 | 4 | -4 | -1.0 | 0 | 9 |
| Oregon State | 1/1 | 17 | 35 | 48.5 | 195 | 2/1 | 35 | 8 | 61 | 6.8 | 0 | 23 |
| at Toledo | 1/1 | 29 | 50 | 58.0 | 320 | 1/1 | 34 | 4 | 3 | 0.8 | 1 | 5 |
| at Air Force | 1/1 | 24 | 33 | 72.7 | 259 | 4/1 | 40 | 5 | 43 | 8.6 | 0 | 29 |
| Fresno State | | | | | | | | | | | | |
| Boise State | | | | | | | | | | | | |
| at Hawai'i | | | | | | | | | | | | |
| San Diego State | | | | | | | | | | | | |
| Colorado State | | | | | | | | | | | | |
| at San Jose State | | | | | | | | | | | | |
| at UNLV | | | | | | | | | | | | |

2018 SEASON HIGHS

Pass Attempts50, at Toledo
 Completions.....29, at Toledo
 Passing Yards.....342, vs. Portland State
 Passing TDs.....4, at Air Force
 Long Pass.....58, vs. Portland State
 300-Yard Passing Games.....1, vs. Portland State
 Interceptions.....2, at Vanderbilt
 Rushes8, vs. Oregon State
 Rushing Yards.....61, vs. Oregon State
 Rushing TDs.....1, Two times; at Toledo; vs. Portland State
 Long Rush29, at Air Force

CAREER HIGHS

Pass Attempts54, at San Diego State (11/18/17)
 Completions.....33, at San Diego State (11/18/17)
 Passing Yards.....428, at Colorado State (10/14/17)
 Passing TDs.....4, Three times; Most recent at Air Force (9/29/18)
 Long Pass.....82, at San Diego State (11/17/17)
 300-Yard Passing Games.....Five, Most recent vs. Portland State (8/31/18)
 Interceptions.....3, Three times; Most recent at Boise State (11/4/17)
 Rushes12, vs. Utah State (11/19/16)
 Rushing Yards.....99, at UNLV (11/26/16)
 Rushing TDs.....1, Nine times; Most recent at Toledo (9/29/18)
 Long Rush29, at Air Force (9/29/18)



13

CRISTIAN SOLANO
 San Fernando, Calif. | San Fernando HS

JR

QB

6-1

190

PLAYER NOTES

- Rushed for a TD in the win over Portland State, the first of his career
- Made his debut last season, completing 5-of-6 passes

CAREER STATS

| | PASSING | | | | | | RUSHING | | | | | |
|-------|---------|------|-----|-------|-----|------------|---------|-----|-----|-----|-----|---|
| | GP/GS | COMP | ATT | PCT | YDS | TD/INT/LNG | ATT | YDS | AVG | TD | LNG | |
| 2017 | 2/0 | 5 | 6 | 83.3 | 56 | 0/0 | 23 | - | - | - | - | - |
| 2018 | 2/0 | 1 | 1 | 100.0 | 5 | 0/0 | 5 | 2 | 15 | 7.5 | 1 | 9 |
| TOTAL | 4/0 | 6 | 7 | 85.7 | 61 | 0/0 | 23 | 2 | 15 | 7.5 | 1 | 9 |

2018 GAME-BY-GAME

| | PASSING | | | | | | RUSHING | | | | | |
|-------------------|---------|------|-----|-------|-----|--------|---------|-----|-----|-----|----|-----|
| | GP/GS | COMP | ATT | PCT | YDS | TD/INT | LNG | ATT | YDS | AVG | TD | LNG |
| Portland State | 1/0 | 1 | 1 | 100.0 | 5 | 0/0 | 5 | 2 | 15 | 7.5 | 1 | 9 |
| at Vanderbilt | | | | | | | | | | | | |
| Oregon State | 1/0 | 0 | 0 | 0 | 0 | 0/0 | 0 | 0 | 0 | 0 | 0 | 0 |
| at Toledo | | | | | | | | | | | | |
| at Air Force | | | | | | | | | | | | |
| Fresno State | | | | | | | | | | | | |
| Boise State | | | | | | | | | | | | |
| at Hawai'i | | | | | | | | | | | | |
| San Diego State | | | | | | | | | | | | |
| Colorado State | | | | | | | | | | | | |
| at San Jose State | | | | | | | | | | | | |
| at UNLV | | | | | | | | | | | | |

2018 SEASON HIGHS

Pass Attempts1, vs. Portland State
 Completions.....1, vs. Portland State
 Passing Yards.....5, vs. Portland State
 Passing TDs.....n/a
 Long Pass.....5, vs. Portland State
 Interceptions.....n/a
 Rushes2, vs. Portland State
 Rushing Yards.....15, vs. Portland State
 Rushing TDs.....1, vs. Portland State
 Long Rush9, vs. Portland State

CAREER HIGHS

Pass Attempts5, vs. San Jose State (11/11/17)
 Completions.....4, vs. San Jose State (11/11/17)
 Passing Yards.....33, vs. San Jose State (11/11/17)
 Passing TDs.....n/a
 Long Pass.....23, at Colorado State (10/14/17)
 Interceptions.....n/a
 Rushes1, vs. Portland State (8/31/18)
 Rushing Yards.....15, vs. Portland State (8/31/18)
 Rushing TDs.....1, vs. Portland State (8/31/18)
 Long Rush9, vs. Portland State (8/31/18)



23

KELTON MOORE
Arlington, Texas | Juan Seguin HS

JR

RB

5-11

240

PLAYER NOTES

- Recorded season-highs in carries, yards, receiving yards and touchdowns at Toledo
- Went over 1,000 yards rushing in his career after the Air Force game
- Placed on preseason watch lists for the Doak Walker Award and Earl Campbell Tyler Rose Award
- Earned his bachelor's degree in the offseason

CAREER STATS

| | RUSHING | | | | | | | RECEIVING | | | | | | |
|--------------|--------------|------------|--------------|------------|-------------|----------|-----------|-----------|------------|------------|----------|-----------|--|--|
| | GP/GS | ATT | YDS | AVG/C | AVG/G | TD | LNG | REC | YDS | AVG/C | TD | LNG | | |
| 2016 | 12/0 | 2 | 10 | 5.0 | 0.8 | 0 | 11 | 0 | 0 | 0.0 | 0 | 0 | | |
| 2017 | 12/8 | 164 | 855 | 5.2 | 71.2 | 4 | 66 | 19 | 189 | 9.9 | 1 | 70 | | |
| 2018 | 5/5 | 37 | 170 | 4.6 | 34.0 | 3 | 32 | 7 | 50 | 7.1 | 0 | 16 | | |
| TOTAL | 29/12 | 203 | 1,035 | 5.1 | 35.7 | 7 | 66 | 26 | 239 | 9.2 | 1 | 70 | | |

2018 GAME-BY-GAME

| | RUSHING | | | | | | | RECEIVING | | | | | | |
|-------------------|---------|-----|-----|-------|----|-----|---|-----------|-----|-------|----|-----|---|---|
| | GP/GS | ATT | YDS | AVG/C | TD | LNG | | REC | YDS | AVG/C | TD | LNG | | |
| Portland State | 1/1 | 5 | 20 | 4.0 | 1 | 9 | - | - | - | - | - | - | - | - |
| at Vanderbilt | 1/1 | 5 | 13 | 1.8 | 0 | 5 | 2 | 8 | 4.0 | - | 7 | | | |
| Oregon State | 1/1 | 7 | 24 | 2.9 | 1 | 15 | 1 | 12 | 12 | - | 12 | | | |
| at Toledo | 1/1 | 9 | 74 | 8.2 | 1 | 32 | 1 | 16 | 16 | - | 16 | | | |
| at Air Force | 1/1 | 11 | 47 | 4.3 | 0 | 12 | 3 | 14 | 4.7 | - | 6 | | | |
| Fresno State | | | | | | | | | | | | | | |
| Boise State | | | | | | | | | | | | | | |
| at Hawai'i | | | | | | | | | | | | | | |
| San Diego State | | | | | | | | | | | | | | |
| Colorado State | | | | | | | | | | | | | | |
| at San Jose State | | | | | | | | | | | | | | |
| at UNLV | | | | | | | | | | | | | | |

2018 SEASON HIGHS

Rushes 11, at Air Force
Rushing Yards.....74, at Toledo
Rushing TDs 1, Three times; Most recent at Toledo
Long Rush32, at Toledo
100-Yard Rushing Games..... n/a
Receptions3, at Air Force
Receiving Yards16, at Toledo
Receiving TDs..... n/a
Long Reception.....16, at Toledo

CAREER HIGHS

Rushes23, vs. UNLV (11/23/17)
Rushing Yards..... 216, vs. Hawai'i (10/7/17)
Rushing TDs 1, Six times; Most recent at Toledo
Long Rush66, vs. Hawai'i (10/7/17)
100-Yard Rushing Games.....Four; Most recent vs. UNLV (11/25/17)
Receptions 5, vs. Hawai'i (10/7/17)
Receiving Yards 75, at Colorado State (10/14/17)
Receiving TDs..... 1, vs. Hawai'i (10/7/17)
Long Reception..... 70, at Colorado State (10/14/17)



5

JAXSON KINCAIDE
Fort Lauderdale, Fla. | St. Thomas Aquinas HS

JR

RB

5-8

190

PLAYER NOTES

- Recorded a career-long 73-yard TD reception in the win over PSU
- Ran the ball four times, with a long run of 30 yards, vs. PSU
- Listed as the No. 2 running back on the Pack's initial depth chart

CAREER STATS

| | RUSHING | | | | | | | RECEIVING | | | | | | |
|--------------|-------------|------------|------------|------------|-------------|----------|-----------|-----------|------------|------------|----------|-----------|--|--|
| | GP/GS | ATT | YDS | AVG/C | AVG/G | TD | LNG | REC | YDS | AVG/C | TD | LNG | | |
| 2016 | 12/1 | 78 | 334 | 4.3 | 27.8 | 3 | 48 | 7 | 88 | 12.6 | 0 | 43 | | |
| 2017 | 9/5 | 63 | 295 | 4.7 | 32.8 | 0 | 31 | 13 | 56 | 4.3 | 1 | 13 | | |
| 2018 | 5/1 | 10 | 49 | 4.9 | 9.8 | 0 | 30 | 8 | 97 | 12.1 | 2 | 73 | | |
| TOTAL | 26/8 | 151 | 678 | 4.5 | 26.1 | 3 | 48 | 28 | 241 | 8.6 | 3 | 73 | | |

2018 GAME-BY-GAME


| | RUSHING | | | | | | | RECEIVING | | | | | | |
|-------------------|---------|-----|-----|-------|----|-----|---|-----------|------|-------|----|-----|--|--|
| | GP/GS | ATT | YDS | AVG/C | TD | LNG | | REC | YDS | AVG/C | TD | LNG | | |
| Portland State | 1/0 | 4 | 43 | 10.8 | 0 | 30 | 1 | 73 | 73.0 | 1 | 73 | | | |
| at Vanderbilt | 1/0 | 2 | 3 | 1.5 | 0 | 2 | 2 | 11 | 9 | 0 | 9 | | | |
| Oregon State | 1/0 | 1 | 4 | 4.0 | 0 | 4 | 4 | 12 | 3.0 | 1 | 9 | | | |
| at Toledo | 1/0 | 2 | 4 | 2.0 | 0 | 3 | 1 | 1 | 1.0 | - | 1 | | | |
| at Air Force | 1/0 | 1 | -5 | -5.0 | 0 | 0 | - | - | - | - | - | | | |
| Fresno State | | | | | | | | | | | | | | |
| Boise State | | | | | | | | | | | | | | |
| at Hawai'i | | | | | | | | | | | | | | |
| San Diego State | | | | | | | | | | | | | | |
| Colorado State | | | | | | | | | | | | | | |
| at San Jose State | | | | | | | | | | | | | | |
| at UNLV | | | | | | | | | | | | | | |

2018 SEASON HIGHS

Rushes4, vs. Portland State
Rushing Yards.....43, vs. Portland State
Rushing TDs..... n/a
Long Rush30, vs. Portland State
100-Yard Rushing Games..... n/a
Receptions4, vs. Oregon State
Receiving Yards73, vs. Portland State
Receiving TDs.....1, Two times; vs. Oregon State; vs. Portland State
Long Reception.....73, vs. Portland State

CAREER HIGHS

Rushes18, vs. Buffalo (9/17/16)
Rushing Yards.....99, vs. Buffalo (9/17/16)
Rushing TDs..... 1, Three times; Most recent vs. Utah State (11/19/16)
Long Rush48, vs. Buffalo (9/17/16)
100-Yard Rushing Games..... n/a
Receptions 5, at Fresno State (9/30/17)
Receiving Yards73, vs. Portland State (8/31/18)
Receiving TDs.....1, vs. San Jose State (11/11/17); vs. Portland State (8/31/18)
Long Reception.....73, vs. Portland State (8/31/18)



35

TOA TAUA

Lompoc, Calif. | Lompoc HS

FR

RB

5-8

205

PLAYER NOTES

- Ranks fifth in the NCAA with 7.54 rush yards per carry
- Had a breakout game at Toledo, running for 170 yards and three rushing touchdowns
- Leads the Pack with 407 yards on the ground
- Has taken over as one of the primary backs in Nevada's offense along with Kelton Moore

CAREER STATS

| | RUSHING | | | | | | | RECEIVING | | | | | | |
|-------|---------|-----|-----|-------|-------|----|-----|-----------|-----|-------|----|-----|--|--|
| | GP/GS | ATT | YDS | AVG/C | AVG/G | TD | LNG | REC | YDS | AVG/C | TD | LNG | | |
| 2018 | 5/0 | 54 | 407 | 7.5 | 81.4 | 4 | 66 | 6 | 30 | 5.0 | 0 | 9 | | |
| TOTAL | 5/0 | 54 | 407 | 7.5 | 81.4 | 4 | 66 | 6 | 30 | 5.0 | 0 | 9 | | |

2018 GAME-BY-GAME


| | RUSHING | | | | | | | RECEIVING | | | | | | |
|-------------------|---------|-----|-----|-------|----|-----|--|-----------|-----|-------|----|-----|--|--|
| | GP/GS | ATT | YDS | AVG/C | TD | LNG | | REC | YDS | AVG/C | TD | LNG | | |
| Portland State | 1/0 | 8 | 56 | 7.0 | 0 | 18 | | 1 | 9 | 9.0 | 0 | 9 | | |
| at Vanderbilt | 1/0 | 6 | 24 | 4.0 | 0 | 9 | | 1 | 2 | 2.0 | 0 | 2 | | |
| Oregon State | 1/0 | 12 | 81 | 6.7 | 1 | 30 | | 1 | 8 | 8.0 | 0 | 8 | | |
| at Toledo | 1/0 | 15 | 170 | 11.3 | 3 | 66 | | - | - | - | - | - | | |
| at Air Force | 1/0 | 13 | 76 | 5.8 | 0 | 28 | | 3 | 11 | 3.7 | 0 | 4 | | |
| Fresno State | | | | | | | | | | | | | | |
| Boise State | | | | | | | | | | | | | | |
| at Hawai'i | | | | | | | | | | | | | | |
| San Diego State | | | | | | | | | | | | | | |
| Colorado State | | | | | | | | | | | | | | |
| at San Jose State | | | | | | | | | | | | | | |
| at UNLV | | | | | | | | | | | | | | |

2018 SEASON HIGHS

Rushes15, at Toledo
Rushing Yards.....170, at Toledo
Rushing TDs.....3, at Toledo
Long Rush66, at Toledo
100-Yard Rushing Games.....1, at Toledo
Receptions.....3, at Air Force
Receiving Yards11, at Air Force
Receiving TDs.....n/a
Long Reception.....9, vs. Portland State

CAREER HIGHS

Rushes15, at Toledo (9/22/18)
Rushing Yards.....170, at Toledo (9/22/18)
Rushing TDs.....3, at Toledo (9/22/18)
Long Rush66, at Toledo (9/22/18)
100-Yard Rushing Games.....1, at Toledo (9/22/18)
Receptions.....3, at Air Force (9/29/18)
Receiving Yards11, at Air Force (9/29/18)
Receiving TDs.....n/a
Long Reception.....9, vs. Portland State (8/31/18)



2

DEVONTE LEE

Oklahoma City, Okla. | John Marshall HS

FR

RB

5-8

230

PLAYER NOTES

- Has played in five games as a true freshman
- Scored a touchdown in his collegiate debut against Portland State

CAREER STATS

| | RUSHING | | | | | | | RECEIVING | | | | | | |
|-------|---------|-----|-----|-------|-------|----|-----|-----------|-----|-------|----|-----|--|--|
| | GP/GS | ATT | YDS | AVG/C | AVG/G | TD | LNG | REC | YDS | AVG/C | TD | LNG | | |
| 2018 | 5/0 | 19 | 72 | 3.8 | 14.4 | 1 | 20 | 1 | 8 | 8.0 | - | 8 | | |
| TOTAL | 5/0 | 19 | 72 | 3.8 | 14.4 | 1 | 20 | 1 | 8 | 8.0 | - | 8 | | |

2018 GAME-BY-GAME

| | RUSHING | | | | | | | RECEIVING | | | | | | |
|-------------------|---------|-----|-----|-------|----|-----|--|-----------|-----|-------|----|-----|--|--|
| | GP/GS | ATT | YDS | AVG/C | TD | LNG | | REC | YDS | AVG/C | TD | LNG | | |
| Portland State | 1/0 | 5 | 43 | 8.6 | 1 | 20 | | - | - | - | - | - | | |
| at Vanderbilt | 1/0 | 6 | 11 | 1.8 | 0 | 6 | | - | - | - | - | - | | |
| Oregon State | 1/0 | 1 | 1 | 1.0 | 0 | 1 | | - | - | - | - | - | | |
| at Toledo | 1/0 | 5 | 11 | 2.2 | 0 | 4 | | 1 | 8 | 8 | - | 8 | | |
| at Air Force | 1/0 | 2 | 6 | 3.0 | 0 | 4 | | - | - | - | - | - | | |
| Fresno State | | | | | | | | | | | | | | |
| Boise State | | | | | | | | | | | | | | |
| at Hawai'i | | | | | | | | | | | | | | |
| San Diego State | | | | | | | | | | | | | | |
| Colorado State | | | | | | | | | | | | | | |
| at San Jose State | | | | | | | | | | | | | | |
| at UNLV | | | | | | | | | | | | | | |

2018 SEASON HIGHS

Rushes6, at Vanderbilt
Rushing Yards.....43, vs. Portland State
Rushing TDs.....1, vs. Portland State
Long Rush20, vs. Portland State
100-Yard Rushing Games.....n/a
Receptions1, at Toledo
Receiving Yards8, at Toledo
Receiving TDs.....n/a
Long Reception.....8, at Toledo

CAREER HIGHS

Rushes6, at Vanderbilt (9/8/18)
Rushing Yards.....43, vs. Portland State (8/31/18)
Rushing TDs.....1, vs. Portland State (8/31/18)
Long Rush20, vs. Portland State (8/31/18)
100-Yard Rushing Games.....n/a
Receptions1, at Toledo (9/22/18)
Receiving Yards8, at Toledo (9/22/18)
Receiving TDs.....n/a
Long Reception.....8, at Toledo (9/22/18)



1

McLANE MANNIX

Midland, Texas | Midland HS

SO

WR

5-9

185

PLAYER NOTES

- His five TD receptions rank 14th nationally
- Ranks 38th in the nation with 399 receiving yards and is 33rd averaging 19.0 yards per reception
- Snagged a career-high three TD receptions in the win over Portland State
- Racked up over 100 receiving yards for the fourth time in his career against Portland State
- His 132 receiving yards in week one ranked sixth in the MW
- Broke 1,000 career receiving yards against Oregon State
- Named a FWAA Freshman All-America in 2017

CAREER STATS

| | RECEIVING | | | | | | PUNT RETURN | | | | | |
|-------|-----------|-----|-------|-------|-------|----|-------------|-----|-----|----|-------|-----|
| | GP/GS | REC | YDS | AVG/C | AVG/G | TD | LNG | RET | YDS | TD | AVG/R | LNG |
| 2017 | 12/10 | 57 | 778 | 13.6 | 64.8 | 6 | 75 | 2 | 51 | 0 | 25.5 | 34 |
| 2018 | 5/5 | 21 | 399 | 19.0 | 79.8 | 5 | 58 | 2 | 21 | 0 | 10.5 | 14 |
| TOTAL | 17/15 | 78 | 1,177 | 15.1 | 69.2 | 11 | 75 | 4 | 72 | 0 | 18.0 | 34 |

2018 GAME-BY-GAME

| | RECEIVING | | | | | | PUNT RETURN | | | | | |
|-------------------|-----------|-----|-----|-------|----|-----|-------------|-----|----|-------|-----|--|
| | GP/GS | REC | YDS | AVG/C | TD | LNG | RET | YDS | TD | AVG/R | LNG | |
| Portland State | 1/1 | 4 | 132 | 33.0 | 3 | 58 | 2 | 21 | 0 | 10.5 | 14 | |
| at Vanderbilt | 1/1 | 6 | 86 | 14.3 | 0 | 32 | - | - | - | - | - | |
| Oregon State | 1/1 | 5 | 85 | 17.0 | 1 | 25 | - | - | - | - | - | |
| at Toledo | 1/1 | 4 | 55 | 13.8 | 0 | 28 | - | - | - | - | - | |
| at Air Force | 1/1 | 2 | 41 | 20.5 | 1 | 29 | - | - | - | - | - | |
| Fresno State | | | | | | | | | | | | |
| Boise State | | | | | | | | | | | | |
| at Hawai'i | | | | | | | | | | | | |
| San Diego State | | | | | | | | | | | | |
| Colorado State | | | | | | | | | | | | |
| at San Jose State | | | | | | | | | | | | |
| at UNLV | | | | | | | | | | | | |

2018 SEASON HIGHS

Receptions6, at Vanderbilt
Receiving Yards132, vs. Portland State
Receiving TDs3, vs. Portland State
Long Reception58, vs. Portland State
100-Yard Receiving Games1, vs. Portland State
Punt Returns2, vs. Portland State
Punt Return Yards21, vs. Portland State
Punt Return TDsn/a
Long Punt Return14, vs. Portland State

CAREER HIGHS

Receptions7, Three times; Most recent vs. UNLV (11/25/17)
Receiving Yards150, at Colorado State (10/14/17)
Receiving TDs3, vs. Portland State (8/31/18)
Long Reception75, vs. Toledo (9/9/17)
100-Yard Receiving GamesFour; Most recent vs. Portland State (8/31/18)
Punt Returns2, vs. UNLV (11/25/17); vs. Portland State (8/31/18)
Punt Return Yards51, vs. UNLV (11/25/17)
Punt Return TDsn/a
Long Punt Return34, vs. UNLV (11/25/17)



3

KALEB FOSSOM

Lake Forest, Calif. | Washington State

JR

WR

5-9

180

PLAYER NOTES

- Ranks 38th nationally with 399 receiving yards
- His 6.6 receptions per game average rank 18th in the nation
- Snagged a career-high 15 catches for a career-best 147 yards at Toledo
- His 139 receiving yards in week one ranked fifth in the MW
- Changed his jersey number to 3 this season to honor a friend from Washington State who passed away

CAREER STATS

| | RECEIVING | | | | | | PUNT RETURN | | | | | |
|---------------|-----------|-----|-----|-------|-------|----|-------------|-----|-----|----|-------|-----|
| | GP/GS | REC | YDS | AVG/C | AVG/G | TD | LNG | RET | YDS | TD | AVG/R | LNG |
| 2015 (at WSU) | 13/0 | 0 | 0 | 0.0 | 0.0 | 0 | 0 | 2 | -2 | 0 | -1.0 | 4 |
| 2016 (at WSU) | 13/0 | 0 | 0 | 0.0 | 0.0 | 0 | 0 | 17 | 155 | 1 | 9.1 | 75 |
| 2017 | 1/0 | 4 | 36 | 9.0 | 4.0 | 0 | 12 | 2 | 18 | 0 | 9.0 | 13 |
| 2018 | 5/2 | 33 | 399 | 12.1 | 79.8 | 0 | 34 | 2 | 34 | 0 | 17.0 | 24 |
| TOTAL | 32/1 | 37 | 435 | 11.8 | 72.5 | 0 | 34 | 24 | 202 | 1 | 8.5 | 75 |

2018 GAME-BY-GAME


| | RECEIVING | | | | | | PUNT RETURN | | | | | |
|-------------------|-----------|-----|-----|-------|----|-----|-------------|-----|----|-------|-----|--|
| | GP/GS | REC | YDS | AVG/C | TD | LNG | RET | YDS | TD | AVG/R | LNG | |
| Portland State | 1/1 | 6 | 139 | 23.2 | 0 | 34 | 1 | 7 | 0 | 7.0 | 7 | |
| at Vanderbilt | 1/0 | 6 | 56 | 9.3 | 0 | 14 | 1 | 24 | 0 | 24.0 | 24 | |
| Oregon State | 1/1 | 1 | 6 | 6.0 | 0 | 6 | 0 | 0 | 0 | 0.0 | 0 | |
| at Toledo | 1/0 | 15 | 147 | 10.7 | 0 | 25 | 0 | 0 | 0 | 0.0 | 0 | |
| at Air Force | 1/0 | 5 | 51 | 10.2 | 0 | 21 | 0 | 0 | 0 | 0.0 | 0 | |
| Fresno State | | | | | | | | | | | | |
| Boise State | | | | | | | | | | | | |
| at Hawai'i | | | | | | | | | | | | |
| San Diego State | | | | | | | | | | | | |
| Colorado State | | | | | | | | | | | | |
| at San Jose State | | | | | | | | | | | | |
| at UNLV | | | | | | | | | | | | |

2018 SEASON HIGHS

Receptions15, at Toledo
Receiving Yards147, at Toledo
Receiving TDsn/a
Long Reception34, vs. Portland State
100-Yard Receiving Games2, at Toledo; vs. Portland State
Punt Returns1, vs. Portland State; at Vanderbilt
Punt Return Yards24, at Vanderbilt
Punt Return TDsn/a
Long Punt Return24, at Vanderbilt

CAREER HIGHS

Receptions15, at Toledo (9/22/18)
Receiving Yards147, at Toledo (9/22/18)
Receiving TDsn/a
Long Reception34, vs. Portland State (8/31/18)
100-Yard Receiving Games2, at Toledo (9/22/18); vs. Portland State (8/31/18)
Punt Returns3, Three times; Most recent at Oregon State (10/29/16)
Punt Return Yards75, vs. California (11/12/16)
Punt Return TDs1, vs. California (11/12/16)
Long Punt Return75, vs. California (11/12/16)



11

DAIYAN HENLEY

Los Angeles, Calif. | Crenshaw HS

SO

WR

6-1

215

PLAYER NOTES

- Recorded all four catches this season at Toledo
- Started his second career game in week one
- Named the starter at Z receiver out of fall camp
- Looks to build on a rookie season that featured eight receptions and three TDs

CAREER STATS

| | GP/GS | RECEIVING | | | | | | KICK RETURN | | | | | |
|-------|-------|-----------|-----|-------|-------|----|-----|-------------|-----|----|-------|-----|--|
| | | REC | YDS | AVG/C | AVG/G | TD | LNG | RET | YDS | TD | AVG/R | LNG | |
| 2017 | 12/1 | 8 | 103 | 12.9 | 8.6 | 3 | 31 | 19 | 439 | 0 | 23.1 | 47 | |
| 2018 | 4/3 | 4 | 62 | 15.5 | 15.5 | - | 34 | - | - | - | - | - | |
| TOTAL | 16/4 | 12 | 165 | 13.8 | 10.3 | 3 | 34 | 19 | 439 | 0 | 23.1 | 47 | |

2018 GAME-BY-GAME

| | GP/GS | RECEIVING | | | | | | KICK RETURN | | | | | |
|-------------------|-------|-----------|-----|-------|----|-----|---|-------------|-----|----|-------|-----|--|
| | | REC | YDS | AVG/C | TD | LNG | | RET | YDS | TD | AVG/R | LNG | |
| Portland State | 1/1 | - | - | - | - | - | - | - | - | - | - | - | |
| at Vanderbilt | 1/1 | - | - | - | - | - | - | - | - | - | - | - | |
| Oregon State | 1/1 | - | - | - | - | - | - | - | - | - | - | - | |
| at Toledo | 1/1 | 4 | 62 | 15.5 | 0 | 34 | | 0 | 0 | 0 | 0 | 0 | |
| at Air Force | 1/0 | - | - | - | - | - | - | - | - | - | - | - | |
| Fresno State | | | | | | | | | | | | | |
| Boise State | | | | | | | | | | | | | |
| at Hawai'i | | | | | | | | | | | | | |
| San Diego State | | | | | | | | | | | | | |
| Colorado State | | | | | | | | | | | | | |
| at San Jose State | | | | | | | | | | | | | |
| at UNLV | | | | | | | | | | | | | |

2018 SEASON HIGHS

Receptions4, at Toledo

Receiving Yards62, at Toledo

Receiving TDs..... n/a

Long Reception.....34, at Toledo

100-Yard Receiving Games..... n/a

Kick Returns..... n/a

Kick Return Yards..... n/a

Kick Return TDs..... n/a

Long Kick Return n/a

CAREER HIGHS

Receptions4, at Toledo (9/22/18)

Receiving Yards62, at Toledo (9/22/18)

Receiving TDs..... 1, Three times; Most recent vs. Air Force (10/20/17)

Long Reception..... 34, at Toledo (9/22/18)


100-Yard Receiving Games..... n/a

Kick Returns.....3, Four times; Most recent at San Diego State (11/18/17)

Kick Return Yards..... 93, vs. Air Force (10/20/17)

Kick Return TDs n/a

Long Kick Return47, vs. Air Force (10/20/17)



4

ELIJAH COOKS

Atascadero, Calif. | Atascadero HS

SO

WR

6-4

215

PLAYER NOTES

- Recorded the first multi-TD game of his career with two TD receptions at Air Force
- His TD catches at Air Force went for 40 and 23 yards
- Was a member of Nevada men's basketball's Sweet 16 team

CAREER STATS

| | GP/GS | RECEIVING | | | | | | | | | | | |
|-------|-------|-----------|-----|-------|-------|----|-----|--|--|--|--|--|--|
| | | REC | YDS | AVG/C | AVG/G | TD | LNG | | | | | | |
| 2017 | 9/0 | 2 | 23 | 11.5 | 0.2 | 0 | 16 | | | | | | |
| 2018 | 5/1 | 5 | 120 | 24.0 | 24.0 | 3 | 40 | | | | | | |
| TOTAL | 13/1 | 7 | 143 | 20.4 | 10.2 | 3 | 40 | | | | | | |

2018 GAME-BY-GAME

| | GP/GS | RECEIVING | | | | | | | | | | | |
|-------------------|-------|-----------|-----|-------|----|-----|--|--|--|--|--|--|--|
| | | REC | YDS | AVG/C | TD | LNG | | | | | | | |
| Portland State | 1/1 | 1 | 29 | 29.0 | 0 | 29 | | | | | | | |
| at Vanderbilt | 1/0 | 1 | 6 | 6.0 | 0 | 6 | | | | | | | |
| Oregon State | 1/0 | - | - | 0.0 | - | - | | | | | | | |
| at Toledo | 1/0 | 1 | 22 | 9.5 | 1 | 22 | | | | | | | |
| at Air Force | 1/0 | 2 | 63 | 31.5 | 2 | 40 | | | | | | | |
| Fresno State | | | | | | | | | | | | | |
| Boise State | | | | | | | | | | | | | |
| at Hawai'i | | | | | | | | | | | | | |
| San Diego State | | | | | | | | | | | | | |
| Colorado State | | | | | | | | | | | | | |
| at San Jose State | | | | | | | | | | | | | |
| at UNLV | | | | | | | | | | | | | |

2018 SEASON HIGHS

Receptions2, at Air Force

Receiving Yards 63, at Air Force

Receiving TDs.....2, at Air Force

Long Reception 40, at Air Force

100-Yard Receiving Games..... n/a

CAREER HIGHS

Receptions 2, at Air Force (9/29/18)

Receiving Yards63, at Air Force (9/29/18)

Receiving TDs..... 2, at Air Force (9/29/18)

Long Reception..... 63, at Air Force (9/29/18)

100-Yard Receiving Games..... n/a



17

**BRENDAN
O'LEARY-ORANGE**
 Toronto, Canada | Canada Prep Acad.

JR

WR

6-4

210

PLAYER NOTES

- Returned to the field at Air Force after being sidelined for one game and hauled in a 30-yard TD reception, a season long
- Slated to be Nevada's top deep threat in 2018
- Posted over 200 yards receiving against SDSU last season
- Ranked as the 38th-best player in the MW by MW Wire

CAREER STATS

| | GP/GS | RECEIVING | | AVG/C | AVG/G | TD | LNG |
|--------------|--------------|-----------|------------|-------------|-------------|----------|-----------|
| | | REC | YDS | | | | |
| 2016 | 6/0 | 0 | 0 | 0.0 | 0.0 | 0 | 0 |
| 2017 | 11/9 | 39 | 618 | 15.8 | 56.2 | 4 | 55 |
| 2018 | 3/3 | 6 | 87 | 14.5 | 29.0 | 2 | 30 |
| TOTAL | 20/12 | 45 | 705 | 15.7 | 35.2 | 6 | 55 |

2018 GAME-BY-GAME

| | GP/GS | RECEIVING | | AVG/C | TD | LNG |
|-------------------|--------------|-----------|-----|-------|----|-----|
| | | REC | YDS | | | |
| Portland State | Did not play | | | | | |
| at Vanderbilt | 1/1 | 1 | 9 | 9.0 | 1 | 9 |
| Oregon State | 1/1 | 3 | 39 | 13.0 | 0 | 20 |
| at Toledo | Did not play | | | | | |
| at Air Force | 1/1 | 2 | 39 | 19.5 | 1 | 30 |
| Fresno State | | | | | | |
| Boise State | | | | | | |
| at Hawai'i | | | | | | |
| San Diego State | | | | | | |
| Colorado State | | | | | | |
| at San Jose State | | | | | | |
| at UNLV | | | | | | |

2018 SEASON HIGHS

Receptions3, vs. Oregon State
 Receiving Yards39, at Air Force; vs. Oregon State
 Receiving TDs 1, at Air Force; at Vanderbilt
 Long Reception 30, at Air Force
 100-Yard Receiving Games..... n/a

CAREER HIGHS

Receptions 11, at San Diego State (11/18/17)
 Receiving Yards214, at San Diego State (11/18/17)
 Receiving TDs3, at San Diego State (11/18/17)
 Long Reception55, at Colorado State (10/14/17)
 100-Yard Receiving Games Two, at Colorado State (10/14/17); at San Diego State (11/18/17)



7

**ROMEO
DOUBS**
 Los Angeles, Calif. | Jefferson HS

FR

WR

6-2

180

PLAYER NOTES

- Had a career day at Air Force, recording seven catches for 40 yards
- Posted 38 yards against Oregon State, including a season-high 35-yard catch against the Beavers
- Returned a punt 80 yards for a TD on his first collegiate touch vs. Portland State
- Recorded more than 2,000 all-purpose yards as a senior in HS
- Won three straight league titles in high school

CAREER STATS

| | GP/GS | RECEIVING | | | | | | PUNT RETURN | | | |
|--------------|------------|-----------|------------|------------|-------------|----------|-----------|-------------|------------|----------|----------------|
| | | REC | YDS | AVG/C | AVG/G | TD | LNG | RET | YDS | TD | AVG/R LNG |
| 2018 | 5/2 | 12 | 109 | 9.1 | 21.8 | - | 35 | 4 | 109 | 1 | 54.5 80 |
| TOTAL | 5/2 | 12 | 109 | 9.1 | 21.8 | - | 35 | 4 | 109 | 1 | 54.5 80 |

2018 GAME-BY-GAME

| | GP/GS | RECEIVING | | | | | | PUNT RETURN | | | |
|-------------------|-------|-----------|-----|-------|----|-----|--|-------------|-----|----|-----------|
| | | REC | YDS | AVG/C | TD | LNG | | RET | YDS | TD | AVG/R LNG |
| Portland State | 1/0 | - | - | - | - | - | | 1 | 80 | 1 | 80.0 80 |
| at Vanderbilt | 1/0 | 2 | 25 | 12.5 | 0 | 20 | | - | - | - | - |
| Oregon State | 1/1 | 2 | 38 | 19 | 0 | 35 | | 1 | 29 | 0 | 29 29 |
| at Toledo | 1/1 | 1 | 6 | 6.0 | 0 | 6 | | 2 | 0 | 0 | 0 0 |
| at Air Force | 1/0 | 7 | 40 | 5.7 | 0 | 13 | | 0 | 0 | 0 | 0 0 |
| Fresno State | | | | | | | | | | | |
| Boise State | | | | | | | | | | | |
| at Hawai'i | | | | | | | | | | | |
| San Diego State | | | | | | | | | | | |
| Colorado State | | | | | | | | | | | |
| at San Jose State | | | | | | | | | | | |
| at UNLV | | | | | | | | | | | |

2018 SEASON HIGHS

Receptions7, at Air Force
 Receiving Yards40, at Air Force
 Receiving TDs..... n/a
 Long Reception 35, vs. Oregon State
 100-Yard Receiving Games..... n/a
 Punt Returns.....1, vs. Portland State; vs. Oregon State
 Punt Return Yards80, vs. Portland State
 Punt Return TDs 1, vs. Portland State
 Long Punt Return80, vs. Portland State

CAREER HIGHS

Receptions 7, at Air Force (9/29/18)
 Receiving Yards40, at Air Force (9/29/18)
 Receiving TDs..... n/a
 Long Reception35, vs. Oregon State (9/15/18)
 100-Yard Receiving Gamesn/a
 Punt Returns..... 1, vs. Portland State (8/31/18); vs. Oregon State (9/15/18)
 Punt Return Yards80, vs. Portland State (8/31/18)
 Punt Return TDs 1, vs. Portland State (8/31/18)
 Long Punt Return80, vs. Portland State (8/31/18)



15

TREVION ARMSTRONG
 Ettrick, Va. | Trinity Episcopal HS

SO

TE

6-3

220

PLAYER NOTES

- Tied his career-high with three receptions against Portland State
- Expected to fill a combo WR/TE role in 2018
- One of the top targets in the endzone with his size
- Averaged 10 yards per catch in 2017

CAREER STATS

| | GP/GS | RECEIVING | | AVG/C | AVG/G | TD | LNG |
|-------|-------|-----------|-----|-------|-------|----|-----|
| | | REC | YDS | | | | |
| 2017 | 11/0 | 12 | 120 | 10.0 | 10.9 | 4 | 37 |
| 2018 | 4/0 | 4 | 30 | 7.5 | 10.0 | 0 | 27 |
| TOTAL | 15/0 | 16 | 150 | 9.4 | 10.7 | 4 | 37 |

2018 GAME-BY-GAME


| | GP/GS | RECEIVING | | YDS | AVG/C | TD | LNG |
|-------------------|-------|-----------|-----|-----|-------|----|-----|
| | | REC | YDS | | | | |
| Portland State | 1/0 | 3 | 29 | 9.7 | 0 | 27 | |
| at Vanderbilt | 1/0 | - | - | - | - | - | - |
| Oregon State | 1/0 | 1 | 1 | .5 | 0 | 1 | |
| at Toledo | 1/0 | 0 | 0 | 0 | 0 | 0 | 0 |
| at Air Force | 1/0 | - | - | - | - | - | - |
| Fresno State | | | | | | | |
| Boise State | | | | | | | |
| at Hawai'i | | | | | | | |
| San Diego State | | | | | | | |
| Colorado State | | | | | | | |
| at San Jose State | | | | | | | |
| at UNLV | | | | | | | |

2018 SEASON HIGHS

Receptions.....3, vs. Portland State
 Receiving Yards29, vs. Portland State
 Receiving TDs..... n/a
 Long Reception.....27, vs. Portland State
 100-Yard Receiving Games..... n/a

CAREER HIGHS

Receptions.....3, vs. Hawai'i (10/7/17); vs. Portland State (8/31/18)
 Receiving Yards52, vs. Hawai'i (10/7/17)
 Receiving TDs..... 1, Four times; Most recent vs. UNLV (11/25/17)
 Long Reception.....37, vs. Hawai'i (10/7/17)
 100-Yard Receiving Games..... n/a



49

TRAE CARTER-WELLS
 Sparks, Nev. | Reed HS

SR

TE

6-1

230

PLAYER NOTES

- Has started in three games this season, including two in a row
- Local product who returns for his senior season
- Will see most of his playing time on special teams

CAREER STATS

| | GP/GS | RECEIVING | | AVG/C | AVG/G | TD | LNG |
|-------|-------|-----------|-----|-------|-------|----|-----|
| | | REC | YDS | | | | |
| 2015 | 1/0 | 0 | 0 | 0.0 | 0.0 | 0 | 0 |
| 2016 | 7/0 | 0 | 0 | 0.0 | 0.0 | 0 | 0 |
| 2017 | 12/3 | 1 | 2 | 2.0 | 0.2 | 0 | 2 |
| 2018 | 5/3 | 2 | 16 | 8.0 | 4.0 | 0 | 13 |
| TOTAL | 14/6 | 3 | 18 | 6.0 | 1.1 | 0 | 13 |

2018 GAME-BY-GAME

| | GP/GS | RECEIVING | | YDS | AVG/C | TD | LNG |
|-------------------|-------|-----------|-----|------|-------|----|-----|
| | | REC | YDS | | | | |
| Portland State | 1/0 | - | - | - | - | - | - |
| at Vanderbilt | 1/1 | 1 | 13 | 13.0 | 0 | 0 | |
| Oregon State | 1/0 | - | - | - | - | - | - |
| at Toledo | 1/1 | 1 | 3 | 3 | 0 | 0 | |
| at Air Force | 1/1 | - | - | - | - | - | - |
| Fresno State | | | | | | | |
| Boise State | | | | | | | |
| at Hawai'i | | | | | | | |
| San Diego State | | | | | | | |
| Colorado State | | | | | | | |
| at San Jose State | | | | | | | |
| at UNLV | | | | | | | |

2018 SEASON HIGHS

Receptions 1, at Toledo; at Vanderbilt
 Receiving Yards 13, at Vanderbilt
 Receiving TDs..... n/a
 Long Reception..... 13, at Vanderbilt
 100-Yard Receiving Games..... n/a

CAREER HIGHS

Receptions 1, Three times; Most recent at Toledo (9/22/18)
 Receiving Yards 13, at Vanderbilt (9/8/18)
 Receiving TDs..... n/a
 Long Reception..... 13, at Vanderbilt (9/8/18)
 100-Yard Receiving Games..... n/a



71

JAKE NELSON

San Juan Capistrano, Calif. | Saddleback College

JR

OL

6-4

295

PLAYER NOTES

- Named the team's offensive POW for the win over Oregon State
- Returner for the Union after starting in all 12 games last season
- Named third team All-MW by Phil Steele
- Blocked for the No. 2 passing offense in the MW in 2017
- Had the fourth-best sacks against average in 2017



62

ANTHONY PALOMARES

Victorville, Calif. | Victor Valley College

SR

OL

6-3

295

PLAYER NOTES

- Battled injuries last season but started in six games last season
- Blocked for the No. 2 passing offense in the MW in 2017
- Had the fourth-best sacks against average in 2017



64

SEAN KREPSZ

Riverside, Calif. | Riverside CC

SR

OL

6-4

330

PLAYER NOTES

- Started his first game of the season at Air Force
- Named the Basalite Big Blocker of the Game after the win at Air Force
- His brother is also an offensive lineman at Air Force
- Named to preseason watch lists for the Rimington Award and Outland Trophy
- Earned his bachelor's degree last May



76

NATE BROWN

Tracy, Calif. | Tracy HS

SO

OL

6-4

290

PLAYER NOTES

- Sliding into a starting role with the Union
- Saw most of his playing time in 2017 on FG and PAT attempts



65

AARON FROST

Long Beach, Calif. | Long Beach Poly HS

FR

OL

6-5

295

PLAYER NOTES

- Earned his first collegiate start in week 4 at Toledo
- Switched from defensive line to offensive line in week 3



99

KOREY RUSH

Salt Lake City, Utah | East HS

SR

DT

6-0

270

PLAYER NOTES

- Recorded 2.0 TFL at Air Force, giving him 6.5 on the year
- Ranks 53rd nationally and fourth in the MW with 1.3 TFL per game
- Named to the preseason watch list for the Ted Hendricks Award
- Had a career year in 2017 with 39 tackles and 9.0 TFL

CAREER STATS

| | GP/GS | UA | A | TOT | TFL-YDS | SCK-YDS | FF | FR | INT-YDS | QBH | BRUP |
|-------|-------|----|----|-----|---------|---------|----|----|---------|-----|------|
| 2015 | 12/2 | 7 | 6 | 13 | 2.0-5 | 1.0-3 | 0 | 0 | 0-0 | 0 | 1 |
| 2016 | 12/6 | 13 | 10 | 23 | 3.0-8 | 1.0-4 | 0 | 0 | 0-0 | 0 | 0 |
| 2017 | 12/5 | 20 | 19 | 39 | 9.0-36 | 2.5-22 | 0 | 0 | 0-0 | 3 | 1 |
| 2018 | 5/5 | 9 | 10 | 19 | 6.5-29 | 3.0-15 | 0 | 0 | 0-0 | 2 | 0 |
| TOTAL | 40/17 | 49 | 45 | 94 | 20.5-78 | 7.5-44 | 0 | 0 | 0-0 | 5 | 2 |

2018 GAME-BY-GAME

| | GP/GS | UA | A | TOT | TFL-YDS | SCK-YDS | FF | FR | INT-YDS | QBH | BRUP |
|-------------------|-------|----|---|-----|---------|---------|----|----|---------|-----|------|
| Portland State | 1/1 | 2 | 0 | 2 | 0-0 | 1.0-0 | 0 | 0 | 0-0 | 0 | 0 |
| at Vanderbilt | 1/1 | 1 | 2 | 3 | 1.5-3 | 0-0 | 0 | 0 | 0-0 | 1 | 0 |
| Oregon State | 1/1 | 4 | 1 | 5 | 2.0-8 | 1.0-5 | 0 | 0 | 0-0 | 0 | 0 |
| at Toledo | 1/1 | 0 | 7 | 7 | 1.0-3 | 0-0 | 0 | 0 | 0-0 | 0 | 0 |
| at Air Force | 1/1 | 2 | 0 | 2 | 2.0-15 | 1.0-10 | 0 | 0 | 0-0 | 0 | 0 |
| Fresno State | | | | | | | | | | | |
| Boise State | | | | | | | | | | | |
| at Hawai'i | | | | | | | | | | | |
| San Diego State | | | | | | | | | | | |
| Colorado State | | | | | | | | | | | |
| at San Jose State | | | | | | | | | | | |
| at UNLV | | | | | | | | | | | |

2018 SEASON HIGHS

Tackles 7, at Toledo

Tackles For Loss 2.0, at Air Force; vs. Oregon State

Double Digit Tackle Games n/a

Sacks 1.0, vs. Oregon State; vs. Portland State

QB Hurries 1, at Vanderbilt

Pass Breakups n/a

Forced Fumbles n/a

Fumble Recoveries n/a

Interceptions n/a

CAREER HIGHS

Tackles 7, Three times; Most recent at Toledo (9/22/18)

Tackles For Loss 3.0, vs. UNLV (11/25/17)

Double Digit Tackle Games n/a

Sacks 1.0, Six times; Most recent vs. Air Force (9/29/18)


QB Hurries 1, Three times; Most recent at Colorado State (10/14/17)

Pass Breakups 1, at Fresno State (11/5/15); vs. Hawai'i (10/7/17)

Forced Fumbles n/a

Fumble Recoveries n/a

Interceptions n/a



98

SAM HAMMOND

Yerington, Nev. | Yerington HS

SO

DT

6-5

255

PLAYER NOTES

- Set a career-high with two tackles against Oregon State
- Recorded his first-career punt block vs. Portland State (8/31/18)
- Earned a full scholarship during the offseason
- Local product from nearby Yerington
- Saw most of his playing time in 2017 on special teams coverage

CAREER STATS

| | GP/GS | UA | A | TOT | TFL-YDS | SCK-YDS | FF | FR | INT-YDS | QBH | BRUP |
|-------|-------|----|---|-----|---------|---------|----|----|---------|-----|------|
| 2017 | 12/0 | 1 | 0 | 1 | 0.0-0 | 0-0 | 0 | 0 | 0-0 | 0 | 0 |
| 2018 | 4/0 | 1 | 4 | 5 | 0.0-0 | 0-0 | 0 | 0 | 0-0 | 0 | 1 |
| TOTAL | 16/0 | 2 | 4 | 6 | 0.0-0 | 0-0 | 0 | 0 | 0-0 | 0 | 1 |

2018 GAME-BY-GAME

| | GP/GS | UA | A | TOT | TFL-YDS | SCK-YDS | FF | FR | INT-YDS | QBH | BRUP |
|-------------------|-------|----|---|-----|---------|---------|----|----|---------|-----|------|
| Portland State | 1/0 | 0 | 0 | 0 | 0.0-0 | 0-0 | 0 | 0 | 0 | 0 | 0 |
| at Vanderbilt | 1/0 | 0 | 0 | 0 | 0.0-0 | 0-0 | 0 | 0 | 0 | 0 | 0 |
| Oregon State | 1/0 | 1 | 1 | 2 | 0.0-0 | 0-0 | 0 | 0 | 0 | 0 | 0 |
| at Toledo | 1/0 | 0 | 2 | 2 | 0.0-0 | 0-0 | 0 | 0 | 0 | 0 | 0 |
| at Air Force | 1/0 | 0 | 1 | 1 | 0.0-0 | 0-0 | 0 | 0 | 0 | 0 | 0 |
| Fresno State | | | | | | | | | | | |
| Boise State | | | | | | | | | | | |
| at Hawai'i | | | | | | | | | | | |
| San Diego State | | | | | | | | | | | |
| Colorado State | | | | | | | | | | | |
| at San Jose State | | | | | | | | | | | |
| at UNLV | | | | | | | | | | | |

2018 SEASON HIGHS

Tackles 2, at Toledo; vs. Oregon State

Tackles For Loss n/a

Double Digit Tackle Games n/a

Sacks n/a

QB Hurries n/a

Pass Breakups n/a

Forced Fumbles n/a

Fumble Recoveries n/a

Interceptions n/a

CAREER HIGHS

Tackles 2, at Toledo (9/22/18) vs. Oregon State (9/15/18)

Tackles For Loss n/a

Double Digit Tackle Games n/a

Sacks n/a


QB Hurries n/a

Pass Breakups n/a

Forced Fumbles n/a

Fumble Recoveries n/a

Interceptions n/a



96

HAUSIA SEKONA
 Salt Lake City, Utah | East HS

JR

NT

6-0

275

PLAYER NOTES

- Will once again fill the starting role at nose tackle
- Set single season career highs in 2017 with 33 tackles
- Notched at least one tackle in every game last season
- Notched his first-career forced fumble at Vanderbilt

CAREER STATS

| | GP/GS | UA | A | TOT | TFL-YDS | SCK-YDS | FF | FR | INT-YDS | QBH | BRUP |
|--------------|--------------|-----------|-----------|-----------|---------------|------------|----------|----------|------------|----------|----------|
| 2016 | 10/6 | 12 | 12 | 24 | 2.5-3 | 0-0 | 0 | 0 | 0-0 | 1 | 0 |
| 2017 | 12/11 | 18 | 15 | 33 | 2.5-8 | 0-0 | 0 | 2 | 0-0 | 1 | 0 |
| 2018 | 5/5 | 5 | 6 | 11 | 1.0-2 | 0-0 | 1 | 0 | 0-0 | 0 | 0 |
| TOTAL | 25/22 | 35 | 33 | 68 | 6.0-13 | 0-0 | 1 | 2 | 0-0 | 2 | 0 |

2018 GAME-BY-GAME

| | GP/GS | UA | A | TOT | TFL-YDS | SCK-YDS | FF | FR | INT-YDS | QBH | BRUP |
|-------------------|-------|----|---|-----|---------|---------|----|----|---------|-----|------|
| Portland State | 1/1 | 0 | 3 | 3 | 0.0-0 | 0-0 | 0 | 0 | 0-0 | 0 | 0 |
| at Vanderbilt | 1/1 | 3 | 1 | 4 | 1.0-2 | 0-0 | 1 | 0 | 0-0 | 0 | 0 |
| Oregon State | 1/1 | 0 | 0 | 0 | 0.0-0 | 0-0 | 0 | 0 | 0-0 | 0 | 0 |
| at Toledo | 1/1 | 1 | 1 | 2 | 0.0-0 | 0-0 | 0 | 0 | 0-0 | 0 | 0 |
| at Air Force | 1/1 | 1 | 1 | 2 | 0.0-0 | 0-0 | 0 | 0 | 0-0 | 0 | 0 |
| Fresno State | | | | | | | | | | | |
| Boise State | | | | | | | | | | | |
| at Hawai'i | | | | | | | | | | | |
| San Diego State | | | | | | | | | | | |
| Colorado State | | | | | | | | | | | |
| at San Jose State | | | | | | | | | | | |
| at UNLV | | | | | | | | | | | |

2018 SEASON HIGHS

Tackles.....4, at Vanderbilt
 Tackles For Loss.....1.0, at Vanderbilt
 Double Digit Tackle Games.....n/a
 Sacks.....n/a
 QB Hurries.....n/a
 Pass Breakups.....n/a
 Forced Fumbles.....1, at Vanderbilt
 Fumble Recoveries.....n/a
 Interceptions.....n/a

CAREER HIGHS

Tackles.....9, vs. Toledo (9/9/17)
 Tackles For Loss.....1.0, Five times; Most recent at Vanderbilt (9/8/18)
 Double Digit Tackle Games.....n/a
 Sacks.....n/a
 QB Hurries.....1, at Colorado State (10/14/17); at San Jose State (10/15/16)
 Pass Breakups.....1, vs. Utah State (11/19/16)
 Forced Fumbles.....1, at Vanderbilt (9/8/18)
 Fumble Recoveries.....2, vs. San Jose State (11/11/17)
 Interceptions.....n/a



78

JARIUS MCDADE
 Seattle, Wash. | CC of San Francisco

SR

NT

6-1

335

PLAYER NOTES

- Should see an increase in playing time in his final season
- Suffered a season-ending injury in the early part of 2017

CAREER STATS

| | GP/GS | UA | A | TOT | TFL-YDS | SCK-YDS | FF | FR | INT-YDS | QBH | BRUP |
|--------------|-------------|-----------|----------|-----------|---------------|------------|----------|----------|------------|----------|----------|
| 2016 | 8/0 | 10 | 2 | 12 | 1.0-7 | 0-0 | 0 | 0 | 0-0 | 0 | 0 |
| 2017 | 2/0 | 5 | 0 | 5 | 1.0-4 | 0-0 | 0 | 0 | 0-0 | 0 | 0 |
| 2018 | 5/0 | 4 | 4 | 8 | 1.5-3 | 0-0 | 0 | 0 | 0-0 | 0 | 0 |
| TOTAL | 14/0 | 19 | 6 | 25 | 3.5-14 | 0-0 | 0 | 0 | 0-0 | 0 | 0 |

2018 GAME-BY-GAME

| | GP/GS | UA | A | TOT | TFL-YDS | SCK-YDS | FF | FR | INT-YDS | QBH | BRUP |
|-------------------|-------|----|---|-----|---------|---------|----|----|---------|-----|------|
| Portland State | 1/0 | 2 | 1 | 3 | 0.0-0 | 0-0 | 0 | 0 | 0-0 | 0 | 0 |
| at Vanderbilt | 1/0 | 2 | 1 | 3 | 1.5-3 | 0-0 | 0 | 0 | 0-0 | 0 | 0 |
| Oregon State | 1/0 | 0 | 1 | 1 | 0.0-0 | 0-0 | 0 | 0 | 0-0 | 0 | 0 |
| at Toledo | 1/0 | 0 | 1 | 1 | 0.0-0 | 0-0 | 0 | 0 | 0-0 | 0 | 0 |
| at Air Force | 1/0 | - | - | - | - | - | - | - | - | - | - |
| Fresno State | | | | | | | | | | | |
| Boise State | | | | | | | | | | | |
| at Hawai'i | | | | | | | | | | | |
| San Diego State | | | | | | | | | | | |
| Colorado State | | | | | | | | | | | |
| at San Jose State | | | | | | | | | | | |
| at UNLV | | | | | | | | | | | |

2018 SEASON HIGHS

Tackles.....3, at Vanderbilt; vs. Portland State
 Tackles For Loss.....1.5, at Vanderbilt
 Double Digit Tackle Games.....n/a
 Sacks.....n/a
 QB Hurries.....n/a
 Pass Breakups.....n/a
 Forced Fumbles.....n/a
 Fumble Recoveries.....n/a
 Interceptions.....n/a

CAREER HIGHS

Tackles.....4, vs. Toledo (9/9/17)
 Tackles For Loss.....1.5, at Vanderbilt (9/8/18)
 Double Digit Tackle Games.....n/a
 Sacks.....n/a
 QB Hurries.....n/a
 Pass Breakups.....n/a
 Forced Fumbles.....n/a
 Fumble Recoveries.....n/a
 Interceptions.....n/a



51

DOM PETERSON
Harbor City, Calif. | Narbonne HS

RS-FR

DE

6-0

315

PLAYER NOTES

- Slid into the starting role at DE on the depth chart for week 4 and has started in two consecutive games
- Has 2.5 TFL through the first five games of his collegiate career
- Recorded his first collegiate sack at Vanderbilt
- Redshirted during his true freshman season in 2017

CAREER STATS

| | GP/GS | UA | A | TOT | TFL-YDS | SCK-YDS | FF | FR | INT-YDS | QBH | BRUP |
|--------------|-------|----|---|-----|---------|---------|----|----|---------|-----|------|
| 2018 | 5/2 | 7 | 7 | 14 | 2.5-10 | 1.0-7 | 0 | 1 | 0-0 | 0 | 1 |
| TOTAL | 5/2 | 7 | 7 | 14 | 2.5-10 | 1.0-7 | 0 | 1 | 0-0 | 0 | 1 |

2018 GAME-BY-GAME

| | GP/GS | UA | A | TOT | TFL-YDS | SCK-YDS | FF | FR | INT-YDS | QBH | BRUP |
|--------------------------|-------|----|---|-----|---------|---------|----|----|---------|-----|------|
| Portland State | 1/0 | 0 | 1 | 1 | 0.0-0 | 0-0 | 0 | 0 | 0-0 | 0 | 1 |
| at Vanderbilt | 1/0 | 1 | 1 | 2 | 1.0-7 | 1.0-7 | 1 | 0 | 0-0 | 0 | 0 |
| Oregon State | 1/0 | 2 | 0 | 2 | 1.0-1 | 0-0 | 0 | 0 | 0-0 | 0 | 0 |
| at Toledo | 1/1 | 2 | 2 | 4 | 1.5-8 | 1.0-8 | 0 | 0 | 0-0 | 0 | 0 |
| at Air Force | 1/1 | 2 | 3 | 5 | 0.5-2 | 0.0-0 | 0 | 0 | 0-0 | 0 | 0 |
| Fresno State | | | | | | | | | | | |
| Boise State | | | | | | | | | | | |
| at Hawai'i | | | | | | | | | | | |
| San Diego State | | | | | | | | | | | |
| Colorado State | | | | | | | | | | | |
| at San Jose State | | | | | | | | | | | |
| at UNLV | | | | | | | | | | | |

2018 SEASON HIGHS

Tackles5, at Air Force
Tackles For Loss 1.0, at Vanderbilt; vs. Oregon State
Double Digit Tackle Games..... n/a
Sacks..... 1.0, at Vanderbilt
QB Hurries..... n/a
Pass Breakups1, vs. Portland State
Forced Fumbles..... n/a
Fumble Recoveries..... n/a
Interceptions..... n/a

CAREER HIGHS

Tackles 2, at Vanderbilt (9/8/18); vs. Oregon State (9/15/18)
Tackles For Loss 1.0, at Vanderbilt (9/8/18); vs. Oregon State (9/15/18)
Double Digit Tackle Games..... n/a
Sacks..... 1.0, at Vanderbilt (9/8/18)
QB Hurries n/a
Pass Breakups 1, vs. Portland State (8/31/18)
Forced Fumbles..... n/a
Fumble Recoveries..... n/a
Interceptions..... n/a



91

ADAM LOPEZ
Sacramento, Calif. | American River College

JR

DE

6-3

300

PLAYER NOTES

- Recorded his first TFL at Nevada against Oregon State
- Transfer from American River College
- Totaled nearly 70 tackles in his two years at American River
- Racked up 13.5 TFL and 3.0 sacks at the JC level
- In his first action with the Wolf Pack, recorded two tackles and a PBU vs. Portland (8/31/18)

CAREER STATS

| | GP/GS | UA | A | TOT | TFL-YDS | SCK-YDS | FF | FR | INT-YDS | QBH | BRUP |
|--------------|-------|----|---|-----|---------|---------|----|----|---------|-----|------|
| 2018 | 5/1 | 7 | 4 | 11 | 2.0-4 | 0-0 | 0 | 0 | 0-0 | 0 | 1 |
| TOTAL | 5/1 | 7 | 4 | 11 | 2.0-4 | 0-0 | 0 | 0 | 0-0 | 0 | 1 |

2018 GAME-BY-GAME


| | GP/GS | UA | A | TOT | TFL-YDS | SCK-YDS | FF | FR | INT-YDS | QBH | BRUP |
|--------------------------|-------|----|---|-----|---------|---------|----|----|---------|-----|------|
| Portland State | 1/0 | 1 | 1 | 2 | 0.0-0 | 0-0 | 0 | 0 | 0-0 | 0 | 1 |
| at Vanderbilt | 1/1 | 2 | 0 | 2 | 0.0-0 | 0-0 | 0 | 0 | 0-0 | 0 | 1 |
| Oregon State | 1/0 | 1 | 1 | 2 | 1.0-1 | 0-0 | 0 | 0 | 0-0 | 0 | 0 |
| at Toledo | 1/0 | 1 | 2 | 3 | 1.0-3 | 1.0-3 | 0 | 0 | 0-0 | 0 | 0 |
| at Air Force | 1/0 | 2 | 0 | 2 | 0.0-0 | 0-0 | 0 | 0 | 0-0 | 0 | 0 |
| Fresno State | | | | | | | | | | | |
| Boise State | | | | | | | | | | | |
| at Hawai'i | | | | | | | | | | | |
| San Diego State | | | | | | | | | | | |
| Colorado State | | | | | | | | | | | |
| at San Jose State | | | | | | | | | | | |
| at UNLV | | | | | | | | | | | |

2018 SEASON HIGHS

Tackles3, Three times; Most recent at Toledo
Tackles For Loss 1.0, vs. Oregon State
Double Digit Tackle Games..... n/a
Sacks..... n/a
QB Hurries n/a
Pass Breakups1, vs. Portland State
Forced Fumbles..... n/a
Fumble Recoveries..... n/a
Interceptions..... n/a

CAREER HIGHS

Tackles 3, Three times; Most recent at Toledo (9/22/18)
Tackles For Loss 1.0, vs. Oregon State (9/15/18)
Double Digit Tackle Games..... n/a
Sacks..... n/a
QB Hurries n/a
Pass Breakups 1, vs. Portland State (8/31/18)
Forced Fumbles..... n/a
Fumble Recoveries..... n/a
Interceptions..... n/a



90

MALIK REED

Dothan, Ala. | Dothan HS

SR

LB

6-2

235

PLAYER NOTES

- Sits 10th all-time in Nevada history with 17.0 sacks
- His three forced fumbles this year are tied for the most in the nation
- Leads the team with 7.0 TFL; ranks 42nd nationally
- Scored his first career TD after returning a fumble 48 yards against Oregon State
- Named preseason All-Mountain West
- Placed on preseason watch lists for the Bednarik Award and Bronko Nagurski Award

CAREER STATS

| | GP/GS | UA | A | TOT | TFL-YDS | SCK-YDS | FF | FR | INT-YDS | QBH | BRUP |
|--------------|--------------|------------|-----------|------------|-----------------|-----------------|-----------|----------|------------|----------|----------|
| 2015 | 13/1 | 12 | 6 | 18 | 3.5-8 | 1.0-4 | 0 | 0 | 0-0 | 0 | 1 |
| 2016 | 12/12 | 44 | 15 | 59 | 9.5-35 | 5.0-28 | 3 | 0 | 0-0 | 0 | 0 |
| 2017 | 12/12 | 27 | 22 | 49 | 10.0-67 | 8.0-55 | 4 | 0 | 0-0 | 0 | 1 |
| 2018 | 5/5 | 21 | 5 | 26 | 7.0-38 | 3.0-24 | 3 | 2 | 0-0 | 2 | 0 |
| TOTAL | 42/30 | 104 | 48 | 152 | 30.0-148 | 17.0-111 | 10 | 2 | 0-0 | 2 | 2 |

2018 GAME-BY-GAME

| | GP/GS | UA | A | TOT | TFL-YDS | SCK-YDS | FF | FR | INT-YDS | QBH | BRUP |
|-------------------|-------|----|---|-----|---------|---------|----|----|---------|-----|------|
| Portland State | 1/1 | 6 | 0 | 6 | 2.0-7 | 1.0-6 | 0 | 0 | 0-0 | 0 | 0 |
| at Vanderbilt | 1/1 | 2 | 0 | 2 | 0.0-0 | 0-0 | 1 | 0 | 0-0 | 1 | 0 |
| Oregon State | 1/1 | 3 | 2 | 5 | 1.0-11 | 1.0-11 | 0 | 1 | 0-0 | 0 | 0 |
| at Toledo | 1/1 | 4 | 2 | 6 | 1.0-8 | 0-0 | 0 | 0 | 0-0 | 1 | 0 |
| at Air Force | 1/1 | 6 | 1 | 7 | 3.0-12 | 1.0-7 | 2 | 1 | 0-0 | 0 | 0 |
| Fresno State | | | | | | | | | | | |
| Boise State | | | | | | | | | | | |
| at Hawai'i | | | | | | | | | | | |
| San Diego State | | | | | | | | | | | |
| Colorado State | | | | | | | | | | | |
| at San Jose State | | | | | | | | | | | |
| at UNLV | | | | | | | | | | | |

2018 SEASON HIGHS

Tackles.....7, at Air Force
Tackles For Loss.....3.0, at Air Force
Double Digit Tackle Games.....n/a
Sacks.....1.0, Three times; Most recent at Air Force
QB Hurries.....1, at Vanderbilt
Pass Breakups.....n/a
Forced Fumbles.....2, at Air Force
Fumble Recoveries.....1, at Air Force; vs. Oregon State (48-yard TD)
Interceptions.....n/a

CAREER HIGHS

Tackles.....11, vs. Air Force (10/20/17)
Tackles For Loss.....4.5, vs. San Jose State (11/11/17)
Double Digit Tackle Games.....1, vs. Air Force (10/20/17)
Sacks.....3.5, vs. San Jose State (11/11/17)
QB Hurries.....1.0, at Vanderbilt (9/8/18)
Pass Breakups.....1, vs. San Jose State (11/14/15); vs. UNLV (11/25/17)
Forced Fumbles.....2, Three times; Most recent at Air Force (9/29/18)
Fumble Recoveries.....1, at Air Force (9/29/18); vs. Oregon State (9/15/18)
Interceptions.....n/a



16

MALIEK BROADY

Las Vegas, Nev. | Sierra Vista HS

JR

LB

5-10

215

PLAYER NOTES

- Has recorded a TFL in three of his five games played this season
- Switched from running back to linebacker in 2018
- Impressed at his new position, cracking the two-deep after fall camp
- In his first game at his new position, recorded four tackles and a sack vs. Portland State (8/31/18)

CAREER STATS

| | GP/GS | UA | A | TOT | TFL-YDS | SCK-YDS | FF | FR | INT-YDS | QBH | BRUP |
|--------------|------------|----------|----------|----------|---------------|---------------|----------|----------|------------|----------|----------|
| 2018 | 5/0 | 5 | 4 | 9 | 4.0-16 | 2.0-14 | 0 | 0 | 0-0 | 0 | 0 |
| TOTAL | 5/0 | 5 | 4 | 9 | 4.0-16 | 2.0-14 | 0 | 0 | 0-0 | 0 | 0 |

2018 GAME-BY-GAME

| | GP/GS | UA | A | TOT | TFL-YDS | SCK-YDS | FF | FR | INT-YDS | QBH | BRUP |
|-------------------|-------|----|---|-----|---------|---------|----|----|---------|-----|------|
| Portland State | 1/0 | 2 | 2 | 4 | 1.0-3 | 1.0-3 | 0 | 0 | 0-0 | 0 | 0 |
| at Vanderbilt | 1/0 | 1 | 0 | 1 | 1.0-1 | 0-0 | 0 | 0 | 0-0 | 0 | 0 |
| Oregon State | 1/0 | 1 | 0 | 1 | 1.0-11 | 1.0-11 | 0 | 0 | 0-0 | 0 | 0 |
| at Toledo | 1/0 | 0 | 1 | 1 | 0.0-0 | 0-0 | 0 | 0 | 0-0 | 0 | 0 |
| at Air Force | 1/0 | 1 | 1 | 2 | 0.0-0 | 0-0 | 0 | 0 | 0-0 | 0 | 0 |
| Fresno State | | | | | | | | | | | |
| Boise State | | | | | | | | | | | |
| at Hawai'i | | | | | | | | | | | |
| San Diego State | | | | | | | | | | | |
| Colorado State | | | | | | | | | | | |
| at San Jose State | | | | | | | | | | | |
| at UNLV | | | | | | | | | | | |

2018 SEASON HIGHS

Tackles.....4, vs. Portland State
Tackles For Loss.....2.0, vs. Oregon State
Double Digit Tackle Games.....n/a
Sacks.....1.0, vs. Oregon State; vs. Portland State
QB Hurries.....n/a
Pass Breakups.....n/a
Forced Fumbles.....n/a
Fumble Recoveries.....n/a
Interceptions.....n/a

CAREER HIGHS

Tackles.....4, vs. Portland State (8/31/18)
Tackles For Loss.....2.0, vs. Oregon State (9/15/18)
Double Digit Tackle Games.....n/a
Sacks.....1.0, vs. Oregon State (9/15/18); vs. Portland State (8/31/18)
QB Hurries.....n/a
Pass Breakups.....n/a
Forced Fumbles.....n/a
Fumble Recoveries.....n/a
Interceptions.....n/a



7

GABE SEWELL

St. George, Utah | Desert Hills HS

JR

LB

6-0

230

PLAYER NOTES

- Tied his career-high with 10 tackles at Toledo
- Ranks second on the defense with 27 total tackles
- Named to the Polynesian College Football Player of the Year Award watch list

CAREER STATS

| | GP/GS | UA | A | TOT | TFL-YDS | SCK-YDS | FF | FR | INT-YDS | QBH | BRUP |
|-------|-------|----|----|-----|---------|---------|----|----|---------|-----|------|
| 2016 | 12/12 | 48 | 30 | 78 | 5.5-8 | 0-0 | 1 | 0 | 0-0 | 0 | 0 |
| 2017 | 11/11 | 35 | 24 | 59 | 3.0-13 | 0.5-5 | 0 | 2 | 0-0 | 0 | 1 |
| 2018 | 5/4 | 15 | 12 | 27 | 3.5-12 | 2.0-5 | 0 | 0 | 0-0 | 0 | 0 |
| TOTAL | 28/27 | 98 | 66 | 164 | 12.0-33 | 2.5-10 | 1 | 2 | 0-0 | 0 | 1 |

2018 GAME-BY-GAME

| | GP/GS | UA | A | TOT | TFL-YDS | SCK-YDS | FF | FR | INT-YDS | QBH | BRUP |
|-------------------|-------|----|---|-----|---------|---------|----|----|---------|-----|------|
| Portland State | 1/1 | 3 | 4 | 7 | 1.0-1 | 1.0-1 | 0 | 0 | 0-0 | 0 | 0 |
| at Vanderbilt | 1/1 | 3 | 2 | 5 | 0.0-0 | 0-0 | 0 | 0 | 0-0 | 0 | 0 |
| Oregon State | 1/1 | 0 | 1 | 1 | 0.0-0 | 0-0 | 0 | 0 | 0-0 | 0 | 0 |
| at Toledo | 1/1 | 5 | 5 | 10 | 1.5-7 | 1.0-4 | 0 | 0 | 0-0 | 0 | 0 |
| at Air Force | 1/1 | 4 | 0 | 4 | 1.0-4 | 0-0 | 0 | 0 | 0-0 | 0 | 0 |
| Fresno State | | | | | | | | | | | |
| Boise State | | | | | | | | | | | |
| at Hawai'i | | | | | | | | | | | |
| San Diego State | | | | | | | | | | | |
| Colorado State | | | | | | | | | | | |
| at San Jose State | | | | | | | | | | | |
| at UNLV | | | | | | | | | | | |

2018 SEASON HIGHS

Tackles 10, Three times; Most recent at Toledo

Tackles For Loss 1.5, at Toledo

Double Digit Tackle Games 1, at Toledo

Sacks 1.0, at Toledo vs. Portland State

QB Hurries n/a

Pass Breakups n/a

Forced Fumbles n/a

Fumble Recoveries n/a

Interceptions n/a

CAREER HIGHS

Tackles 10, at Toledo (9/22/18); at San Jose State (10/15/16)

Tackles For Loss 2.0, at Notre Dame (9/10/16)

Double Digit Tackle Games 1, at San Jose State (10/15/16); at Toledo (9/22/18)

Sacks 1.0, at Toledo (9/22/18); vs. Portland State (8/31/18)

QB Hurries n/a

Pass Breakups 1, vs. San Jose State (11/11/17)

Forced Fumbles 1, at New Mexico (11/5/16)

Fumble Recoveries 1, vs. Hawai'i (10/7/17); at Fresno State (9/30/17)

Interceptions n/a



30

LAWSON HALL

Harbor City, Calif. | Narbonne HS

SO

LB

6-0

230

PLAYER NOTES

- Tied his career high of six tackles at Air Force
- Made his first start and notched a TFL against Oregon State
- Posted a solid debut season in 2017 with 36 tackles

CAREER STATS

| | GP/GS | UA | A | TOT | TFL-YDS | SCK-YDS | FF | FR | INT-YDS | QBH | BRUP |
|-------|-------|----|----|-----|---------|---------|----|----|---------|-----|------|
| 2017 | 12/1 | 15 | 21 | 36 | 2.0-3 | 0-0 | 0 | 1 | 0 | 0 | 0 |
| 2018 | 5/1 | 8 | 10 | 18 | 2.5-4 | 0-0 | 0 | 0 | 0-0 | 0 | 0 |
| TOTAL | 18/2 | 23 | 31 | 54 | 4.5-7 | 0-0 | 0 | 1 | 0 | 0 | 0 |

2018 GAME-BY-GAME

| | GP/GS | UA | A | TOT | TFL-YDS | SCK-YDS | FF | FR | INT-YDS | QBH | BRUP |
|-------------------|-------|----|---|-----|---------|---------|----|----|---------|-----|------|
| Portland State | 1/0 | 0 | 0 | 0 | 0-0 | 0-0 | 0 | 0 | 0-0 | 0 | 0 |
| at Vanderbilt | 1/0 | 2 | 4 | 6 | 0-0 | 0-0 | 0 | 0 | 0-0 | 0 | 0 |
| Oregon State | 1/1 | 3 | 0 | 3 | 1.0-2 | 0-0 | 0 | 0 | 0-0 | 0 | 0 |
| at Toledo | 1/0 | 1 | 2 | 3 | 0.5-1 | 0-0 | 0 | 0 | 0-0 | 0 | 0 |
| at Air Force | 1/0 | 2 | 4 | 6 | 1.0-1 | 0-0 | 0 | 0 | 0-0 | 0 | 0 |
| Fresno State | | | | | | | | | | | |
| Boise State | | | | | | | | | | | |
| at Hawai'i | | | | | | | | | | | |
| San Diego State | | | | | | | | | | | |
| Colorado State | | | | | | | | | | | |
| at San Jose State | | | | | | | | | | | |
| at UNLV | | | | | | | | | | | |

2018 SEASON HIGHS

Tackles 6, at Air Force; at Vanderbilt

Tackles For Loss 1.0, at Air Force; vs. Oregon State

Double Digit Tackle Games n/a

Sacks n/a

QB Hurries n/a

Pass Breakups n/a

Forced Fumbles n/a

Fumble Recoveries n/a

Interceptions n/a

CAREER HIGHS

Tackles 9, vs. Air Force (10/20/17)

Tackles For Loss 1.0, Four times; Most recent at Air Force (9/29/18)

Double Digit Tackle Games n/a

Sacks n/a

QB Hurries n/a

Pass Breakups n/a

Forced Fumbles n/a

Fumble Recoveries 1, vs. UNLV (11/25/17)

Interceptions n/a



24

LUCAS WEBER

Reno, Nev. | McQueen HS

SR

LB

6-0

225

PLAYER NOTES

- Recovered a fumble at Air Force and returned it to the AFA 1-yard line
- Set a career-high with 10 tackles in his first career start vs. Portland State (8/31/18)
- Has started in all five games this season
- Had a career year in 2017 with 24 tackles and his first career sack
- Earned Mountain West all-academic honors

CAREER STATS

| | GP/GS | UA | A | TOT | TFL-YDS | SCK-YDS | FF | FR | INT-YDS | QBH | BRUP |
|--------------|-------|----|----|-----|---------|---------|----|----|---------|-----|------|
| 2015 | 8/0 | 0 | 0 | 0 | 0.0-0 | 0-0 | 0 | 0 | 0-0 | 0 | 0 |
| 2016 | 1/0 | 2 | 1 | 3 | 0.0-0 | 0-0 | 0 | 0 | 0-0 | 0 | 0 |
| 2017 | 12/0 | 11 | 13 | 24 | 2.0-10 | 1.0-7 | 1 | 0 | 0-0 | 0 | 0 |
| 2018 | 5/5 | 11 | 12 | 23 | 2.0-3 | 0-0 | 0 | 1 | 0-0 | 0 | 1 |
| TOTAL | 26/5 | 24 | 26 | 50 | 4.0-13 | 1.0-7 | 1 | 1 | 0-0 | 0 | 1 |

2018 GAME-BY-GAME

| | GP/GS | UA | A | TOT | TFL-YDS | SCK-YDS | FF | FR | INT-YDS | QBH | BRUP |
|-------------------|-------|----|---|-----|---------|---------|----|----|---------|-----|------|
| Portland State | 1/1 | 3 | 7 | 10 | 0.0-0 | 0-0 | 0 | 0 | 0-0 | 0 | 0 |
| at Vanderbilt | 1/1 | 1 | 1 | 2 | 0.0-0 | 0-0 | 0 | 0 | 0-0 | 0 | 1 |
| Oregon State | 1/1 | 4 | 0 | 4 | 1.0-2 | 0-0 | 0 | 0 | 0-0 | 0 | 0 |
| at Toledo | 1/1 | 2 | 2 | 4 | 1.0-1 | 0-0 | 0 | 0 | 0-0 | 0 | 0 |
| at Air Force | 1/1 | 1 | 2 | 3 | 0.0-0 | 0-0 | 1 | 0 | 0-0 | 0 | 0 |
| Fresno State | | | | | | | | | | | |
| Boise State | | | | | | | | | | | |
| at Hawai'i | | | | | | | | | | | |
| San Diego State | | | | | | | | | | | |
| Colorado State | | | | | | | | | | | |
| at San Jose State | | | | | | | | | | | |
| at UNLV | | | | | | | | | | | |

2018 SEASON HIGHS

Tackles 10, vs. Portland State
Tackles For Loss 1.0, at Toledo; vs. Oregon State
Double Digit Tackle Games n/a
Sacks n/a
QB Hurries n/a
Pass Breakups 1, at Vanderbilt
Forced Fumbles n/a
Fumble Recoveries 1, at Air Force
Interceptions n/a

CAREER HIGHS

Tackles 10, vs. Portland State (8/31/18)
Tackles For Loss 2.0, at Fresno State (9/30/17)
Double Digit Tackle Games n/a
Sacks 1.0, at Fresno State (9/30/17)
QB Hurries n/a
Pass Breakups 1, at Vanderbilt (9/8/18)
Forced Fumbles 1, at Fresno State (9/30/17)
Fumble Recoveries 1, at Air Force (9/29/18)
Interceptions n/a



52

KYLE ADAMS

Ladera Ranch, Calif. | Saddleback College

JR

LB

5-11

215

PLAYER NOTES

- Posted a career-high 1.5 tackles for loss in the season opener vs. Portland State (8/31/18)
- Will add depth to the linebacking unit in his second year at Nevada
- Saw a lot of playing time on special teams in 2017
- Earned Mountain West all-academic honors

CAREER STATS

| | GP/GS | UA | A | TOT | TFL-YDS | SCK-YDS | FF | FR | INT-YDS | QBH | BRUP |
|--------------|-------|----|---|-----|---------|---------|----|----|---------|-----|------|
| 2017 | 11/0 | 10 | 2 | 12 | 0.5-1 | 0-0 | 0 | 0 | 0-0 | 0 | 0 |
| 2018 | 4/0 | 6 | 3 | 9 | 1.5-5 | 0-0 | 0 | 0 | 0-0 | 0 | 0 |
| TOTAL | 15/0 | 16 | 5 | 21 | 1.5-6 | 0-0 | 0 | 0 | 0-0 | 0 | 0 |

2018 GAME-BY-GAME

| | GP/GS | UA | A | TOT | TFL-YDS | SCK-YDS | FF | FR | INT-YDS | QBH | BRUP |
|-------------------|-------|----|---|-----|---------|---------|----|----|---------|-----|------|
| Portland State | 1/0 | 1 | 3 | 4 | 1.5-5 | 0-0 | 0 | 0 | 0-0 | 0 | 0 |
| at Vanderbilt | | | | | | | | | | | |
| Oregon State | 1/0 | 3 | 0 | 3 | 0.0-0 | 0-0 | 0 | 0 | 0-0 | 0 | 0 |
| at Toledo | 1/0 | 0 | 0 | 0 | 0.0-0 | 0-0 | 0 | 0 | 0-0 | 0 | 0 |
| at Air Force | 1/0 | 2 | 0 | 2 | 0.0-0 | 0-0 | 0 | 0 | 0-0 | 0 | 0 |
| Fresno State | | | | | | | | | | | |
| Boise State | | | | | | | | | | | |
| at Hawai'i | | | | | | | | | | | |
| San Diego State | | | | | | | | | | | |
| Colorado State | | | | | | | | | | | |
| at San Jose State | | | | | | | | | | | |
| at UNLV | | | | | | | | | | | |

2018 SEASON HIGHS

Tackles 4, vs. Portland State
Tackles For Loss 1.5, vs. Portland State
Double Digit Tackle Games n/a
Sacks n/a
QB Hurries n/a
Pass Breakups n/a
Forced Fumbles n/a
Fumble Recoveries n/a
Interceptions n/a

CAREER HIGHS

Tackles 5, vs. Toledo (9/9/17)
Tackles For Loss 1.5, vs. Portland State (8/31/18)
Double Digit Tackle Games n/a
Sacks n/a
QB Hurries n/a
Pass Breakups n/a
Forced Fumbles n/a
Fumble Recoveries n/a
Interceptions n/a



23

JOMON DOTSON
Vallejo, Calif. | Washington

SRDB5-10180

PLAYER NOTES

- Named Nevada's ST player of the game after the win over Air Force
- Transferred to Nevada for his final year of eligibility from Washington

CAREER STATS

| | GP/GS | UA | A | TOT | TFL-YDS | SCK-YDS | FF | FR | INT-YDS | QBH | BRUP |
|--------------|-------|----|---|-----|---------|---------|----|----|---------|-----|------|
| 2018 | 5/3 | 19 | 5 | 24 | 0.0-0 | 0-0 | 0 | 1 | 1-15 | 0 | 1 |
| TOTAL | 5/3 | 19 | 5 | 24 | 0.0-0 | 0-0 | 0 | 1 | 1-15 | 0 | 1 |

2018 GAME-BY-GAME

| | GP/GS | UA | A | TOT | TFL-YDS | SCK-YDS | FF | FR | INT-YDS | QBH | BRUP |
|----------------|-------|----|---|-----|---------|---------|----|----|---------|-----|------|
| Portland State | 1/0 | 0 | 0 | 0 | 0.0-0 | 0-0 | 0 | 0 | 0-0 | 0 | 0 |
| at Vanderbilt | 1/0 | 1 | 1 | 2 | 0.0-0 | 0-0 | 0 | 0 | 0-0 | 0 | 0 |
| Oregon State | 1/1 | 11 | 0 | 11 | 0.0-0 | 0-0 | 0 | 0 | 1-15 | 0 | 0 |
| at Toledo | 1/1 | 2 | 3 | 5 | 0.0-0 | 0-0 | 1 | 0 | 0-0 | 0 | 0 |
| at Air Force | 1/1 | 5 | 1 | 6 | 0.0-0 | 0-0 | 0 | 0 | 0-0 | 0 | 0 |

Fresno State

Boise State

at Hawai'i

San Diego State

Colorado State

at San Jose State

at UNLV

2018 SEASON HIGHS

Tackles.....11, vs. Oregon State
Tackles For Loss.....n/a
Double Digit Tackle Games.....1, vs. Oregon State
Sacks.....n/a
QB Hurries.....n/a
Pass Breakups.....n/a
Forced Fumbles.....n/a
Fumble Recoveries.....1, at Toledo
Interceptions.....1, vs. Oregon State
Long Interception Return.....15, vs. Oregon State

CAREER HIGHS

Tackles.....11, vs. Oregon State (9/15/18)
Tackles For Loss.....n/a
Double Digit Tackle Games.....1, vs. Oregon State (9/15/18)
Sacks.....n/a
QB Hurries.....n/a
Pass Breakups.....n/a
Forced Fumbles.....n/a
Fumble Recoveries.....1, at Toledo (9/22/18)
Interceptions.....1, vs. Oregon State (9/15/18)
Long Interception Return.....15, vs. Oregon State (9/15/18)



25

DANIEL BROWN
Harbor City, Calif. | Narbonne HS

JRDB5-11170

PLAYER NOTES

- Recorded his first career interception vs. Portland State and returned it 42 yards for a touchdown
- One of the team's most experienced cornerbacks
- Played in 10 games last season, making a career-high 14 tackles

CAREER STATS

| | GP/GS | UA | A | TOT | TFL-YDS | SCK-YDS | FF | FR | INT-YDS | QBH | BRUP |
|--------------|-------|----|----|-----|---------|---------|----|----|---------|-----|------|
| 2016 | 10/0 | 5 | 2 | 7 | 0.0-0 | 0-0 | 0 | 0 | 0-0 | 0 | 0 |
| 2017 | 10/1 | 8 | 6 | 14 | 0.0-0 | 0-0 | 0 | 0 | 0-0 | 0 | 2 |
| 2018 | 5/5 | 14 | 7 | 21 | 0.5-2 | 0-0 | 0 | 0 | 1-42 | 0 | 3 |
| TOTAL | 24/5 | 27 | 15 | 42 | 0.5-2 | 0-0 | 0 | 0 | 1-42 | 0 | 5 |

2018 GAME-BY-GAME

| | GP/GS | UA | A | TOT | TFL-YDS | SCK-YDS | FF | FR | INT-YDS | QBH | BRUP |
|----------------|-------|----|---|-----|---------|---------|----|----|---------|-----|------|
| Portland State | 1/1 | 3 | 0 | 3 | 0.0-0 | 0-0 | 0 | 0 | 1-42 | 0 | 0 |
| at Vanderbilt | 1/1 | 5 | 2 | 7 | 0.0-0 | 0-0 | 0 | 0 | 0-0 | 0 | 0 |
| Oregon State | 1/1 | 1 | 1 | 2 | 0.0-0 | 0-0 | 0 | 0 | 0-0 | 0 | 0 |
| at Toledo | 1/1 | 4 | 1 | 5 | 0.5-2 | 0-0 | 0 | 0 | 0-0 | 0 | 1 |
| at Air Force | 1/1 | 1 | 3 | 4 | 0.0-0 | 0-0 | 0 | 0 | 0-0 | 0 | 0 |

Fresno State

Boise State

at Hawai'i

San Diego State

Colorado State

at San Jose State


at UNLV

2018 SEASON HIGHS

Tackles.....7, at Vanderbilt
Tackles For Loss.....0.5, at Toledo
Double Digit Tackle Games.....n/a
Sacks.....n/a
QB Hurries.....n/a
Pass Breakups.....1, at Toledo; at Vanderbilt
Forced Fumbles.....n/a
Fumble Recoveries.....n/a
Interceptions.....1, vs. Portland State
Long Interception Return.....42 (TD), vs. Portland State

CAREER HIGHS

Tackles.....7, at Vanderbilt (9/8/18)
Tackles For Loss.....0.5, at Toledo (9/22/18)
Double Digit Tackle Games.....n/a
Sacks.....n/a
QB Hurries.....n/a
Pass Breakups.....1, Four times; Most recent at Toledo (9/22/18)
Forced Fumbles.....n/a
Fumble Recoveries.....n/a
Interceptions.....1, vs. Portland State (8/31/18)
Long Interception Return.....42 (TD), vs. Portland State (8/31/18)



2

ASAUNI RUFUS
 Bakersfield, Calif. | Bakersfield HS

SRDB5-11200

PLAYER NOTES

- Moved up to fifth in career tackles at Nevada (303) and needs four more to pass Brock Marion for fourth
- Notched his first double digit tackle game at Air Force with 10
- Leads the Nevada defense with 28 tackles on the year
- Named preseason All-MW by Athlon Sports
- Looking to bounce back after suffering a season-ending injury in week 10 last season

CAREER STATS

| | GP/GS | UA | A | TOT | TFL-YDS | SCK-YDS | FF | FR | INT-YDS | QBH | BRUP |
|-------|-------|-----|-----|-----|---------|---------|----|----|---------|-----|------|
| 2015 | 13/12 | 58 | 47 | 105 | 0.0-0 | 0-0 | 1 | 0 | 1-29 | 0 | 3 |
| 2016 | 12/12 | 67 | 28 | 95 | 2.5-13 | 1.0-10 | 3 | 2 | 1-23 | 0 | 3 |
| 2017 | 9/9 | 41 | 34 | 75 | 5.5-15 | 1.5-11 | 3 | 2 | 0-0 | 0 | 3 |
| 2018 | 5/5 | 16 | 12 | 28 | 3.5-19 | 1.0-13 | 1 | 0 | 0-0 | 0 | 0 |
| TOTAL | 39/38 | 182 | 121 | 303 | 11.5-47 | 3.5-34 | 8 | 4 | 2-52 | 0 | 9 |

2018 GAME-BY-GAME

| | GP/GS | UA | A | TOT | TFL-YDS | SCK-YDS | FF | FR | INT-YDS | QBH | BRUP |
|-------------------|-------|----|---|-----|---------|---------|----|----|---------|-----|------|
| Portland State | 1/1 | 3 | 1 | 4 | 0.0-0 | 0-0 | 0 | 0 | 0-0 | 0 | 0 |
| at Vanderbilt | 1/1 | 1 | 2 | 3 | 0.0-0 | 0-0 | 0 | 0 | 0-0 | 0 | 0 |
| Oregon State | 1/1 | 6 | 1 | 7 | 1.0-13 | 1.0-13 | 1 | 0 | 0-0 | 0 | 0 |
| at Toledo | 1/1 | 0 | 4 | 4 | 0.0-0 | 0-0 | 0 | 0 | 0-0 | 0 | 0 |
| at Air Force | 1/1 | 6 | 4 | 10 | 2.5-6 | 0-0 | 0 | 0 | 0-0 | 0 | 0 |
| Fresno State | | | | | | | | | | | |
| Boise State | | | | | | | | | | | |
| at Hawai'i | | | | | | | | | | | |
| San Diego State | | | | | | | | | | | |
| Colorado State | | | | | | | | | | | |
| at San Jose State | | | | | | | | | | | |
| at UNLV | | | | | | | | | | | |

2018 SEASON HIGHS

Tackles..... 10, at Air Force
 Tackles For Loss..... 2.5, at Air Force
 Double Digit Tackle Games..... 1, at Air Force
 Sacks..... 1.0, vs. Oregon State
 QB Hurries..... n/a
 Pass Breakups..... n/a
 Forced Fumbles..... 1.0, vs. Oregon State
 Fumble Recoveries..... n/a
 Interceptions..... n/a
 Long Interception Return..... n/a

CAREER HIGHS

Tackles..... 24, vs. Air Force (10/20/17)
 Tackles For Loss..... 3.0, at Washington State (9/23/17)
 Double Digit Tackle Games..... Seven, Most recent at Air Force (9/29/18)
 Sacks..... 1.5, at Washington State (9/23/17)
 QB Hurries..... n/a
 Pass Breakups..... 1, Seven times; Most recent at Colorado State (10/14/17)
 Forced Fumbles..... 2, at Purdue (9/24/16)
 Fumble Recoveries..... 1, Four times; Most recent at Colorado State (10/14/17)
 Interceptions..... 1, at UNLV (11/26/16); vs. Hawai'i (10/24/15)
 Long Interception Return..... 29, vs. Hawai'i (10/24/15)



5

DAMEON BABER
 Palmdale, Calif. | Palmdale HS

SRDB5-10200

PLAYER NOTES

- Needs 19 tackles to break into Nevada's top 10 career tackles list
- Ranks second on the team with 27 tackles
- Named preseason All-Mountain West
- Ranked as the 15th-best player in the MW by CFN
- Last season he became just the third player in NCAA history to score three times in one game via return

CAREER STATS

| | GP/GS | UA | A | TOT | TFL-YDS | SCK-YDS | FF | FR | INT-YDS | QBH | BRUP |
|-------|-------|-----|----|-----|---------|---------|----|----|---------|-----|------|
| 2015 | 10/10 | 45 | 20 | 65 | 0.5-1 | 0-0 | 0 | 0 | 6-0 | 0 | 8 |
| 2016 | 12/12 | 52 | 22 | 74 | 3.0-8 | 0-0 | 2 | 3 | 0-0 | 1 | 3 |
| 2017 | 12/11 | 54 | 40 | 94 | 1.5-2 | 0-0 | 0 | 1 | 3-139 | 0 | 5 |
| 2018 | 5/4 | 13 | 14 | 27 | 0.0-0 | 0-0 | 0 | 0 | 0-0 | 0 | 2 |
| TOTAL | 39/37 | 164 | 96 | 260 | 5.0-11 | 0-0 | 2 | 4 | 9-139 | 1 | 18 |

2018 GAME-BY-GAME

| | GP/GS | UA | A | TOT | TFL-YDS | SCK-YDS | FF | FR | INT-YDS | QBH | BRUP |
|-------------------|-------|----|---|-----|---------|---------|----|----|---------|-----|------|
| Portland State | 1/0 | 0 | 0 | 0 | 0.0-0 | 0-0 | 0 | 0 | 0-0 | 0 | 0 |
| at Vanderbilt | 1/1 | 5 | 3 | 8 | 0.0-0 | 0-0 | 0 | 0 | 0-0 | 0 | 0 |
| Oregon State | 1/1 | 5 | 4 | 9 | 0.0-0 | 0-0 | 0 | 0 | 0-0 | 0 | 1 |
| at Toledo | 1/1 | 3 | 5 | 8 | 0.0-0 | 0-0 | 0 | 0 | 0-0 | 0 | 0 |
| at Air Force | 1/1 | 0 | 2 | 2 | 0.0-0 | 0-0 | 0 | 0 | 0-0 | 0 | 1 |
| Fresno State | | | | | | | | | | | |
| Boise State | | | | | | | | | | | |
| at Hawai'i | | | | | | | | | | | |
| San Diego State | | | | | | | | | | | |
| Colorado State | | | | | | | | | | | |
| at San Jose State | | | | | | | | | | | |
| at UNLV | | | | | | | | | | | |

2018 SEASON HIGHS

Tackles.....9, vs. Oregon State
 Tackles For Loss..... n/a
 Double Digit Tackle Games..... n/a
 Sacks..... n/a
 QB Hurries..... n/a
 Pass Breakups..... 1, at Air Force; vs. Oregon State
 Forced Fumbles..... n/a
 Fumble Recoveries..... n/a
 Interceptions..... n/a
 Long Interception Return..... n/a

CAREER HIGHS

Tackles..... 12, at Colorado State (10/14/17)
 Tackles For Loss..... 1.0, Four times; Most recent vs. Hawai'i (10/7/17)
 Double Digit Tackle Games..... Four, Most recent vs. Air Force (10/20/17)
 Sacks..... n/a
 QB Hurries..... 1, at Notre Dame (9/10/16)
 Pass Breakups..... 2, vs. Colorado State (12/29/15); vs. Utah State (11/19/16)
 Forced Fumbles..... 1, vs. Fresno State (10/8/16); vs. Cal Poly (9/2/16)
 Fumble Recoveries..... 2, at Purdue (9/24/16)
 Interceptions..... 3, at Fresno State (11/5/15); vs. San Jose State (11/11/17)
 Long Interception Return..... 100, vs. San Jose State (11/11/17)



6

NEPHI SEWELL

St. George, Utah | Desert Hills HS

SO

DB

6-0

205

PLAYER NOTES

- Did not play in week 5 at Air Force
- Impressed during his rookie season in 2017 with 58 tackles
- Became a reliable member of the Nevada defensive backfield with an interception and four pass deflections
- Younger brother of starting linebacker Gabriel Sewell

CAREER STATS

| | GP/GS | UA | A | TOT | TFL-YDS | SCK-YDS | FF | FR | INT-YDS | QBH | BRUP |
|-------|-------|----|----|-----|---------|---------|----|----|---------|-----|------|
| 2017 | 12/8 | 32 | 26 | 58 | 4.5-10 | 0-0 | 1 | 1 | 1-1 | 1 | 4 |
| 2018 | 4/4 | 12 | 6 | 18 | 3.0-5 | 0-0 | 0 | 0 | 0-0 | 0 | 1 |
| TOTAL | 16/12 | 44 | 32 | 76 | 7.5-15 | 0-0 | 1 | 1 | 1-1 | 1 | 5 |

2018 GAME-BY-GAME

| | GP/GS | UA | A | TOT | TFL-YDS | SCK-YDS | FF | FR | INT-YDS | QBH | BRUP |
|-------------------|--------------|----|---|-----|---------|---------|----|----|---------|-----|------|
| Portland State | 1/1 | 2 | 2 | 4 | 1.0-3 | 0-0 | 0 | 0 | 0-0 | 0 | 0 |
| at Vanderbilt | 1/1 | 6 | 1 | 7 | 2.0-2 | 0-0 | 0 | 0 | 0-0 | 0 | 0 |
| Oregon State | 1/1 | 2 | 2 | 4 | 0.0-0 | 0-0 | 0 | 0 | 0-0 | 0 | 1 |
| at Toledo | 1/1 | 2 | 1 | 3 | 0.0-0 | 0-0 | 0 | 0 | 0-0 | 0 | 0 |
| at Air Force | Did not play | | | | | | | | | | |
| Fresno State | | | | | | | | | | | |
| Boise State | | | | | | | | | | | |
| at Hawai'i | | | | | | | | | | | |
| San Diego State | | | | | | | | | | | |
| Colorado State | | | | | | | | | | | |
| at San Jose State | | | | | | | | | | | |
| at UNLV | | | | | | | | | | | |

2018 SEASON HIGHS

| | |
|--------------------------------|---------------------|
| Tackles..... | 7, at Vanderbilt |
| Tackles For Loss..... | 2.0, at Vanderbilt |
| Double Digit Tackle Games..... | n/a |
| Sacks..... | n/a |
| QB Hurries..... | n/a |
| Pass Breakups..... | 1, vs. Oregon State |
| Forced Fumbles..... | n/a |
| Fumble Recoveries..... | n/a |
| Interceptions..... | n/a |
| Long Interception Return..... | n/a |

CAREER HIGHS

| | |
|--------------------------------|--------------------------------------------------|
| Tackles..... | 10, at Washington State (9/23/17) |
| Tackles For Loss..... | 2.0, at Vanderbilt (9/8/18), vs. Toledo (9/9/17) |
| Double Digit Tackle Games..... | 1, at Washington State (9/23/17) |
| Sacks..... | n/a |
| QB Hurries..... | 1, at Washington State (9/23/17) |
| Pass Breakups..... | 1, Three times; Most recent vs. UNLV (11/25/17) |
| Forced Fumbles..... | 1, at Fresno State (9/30/17) |
| Fumble Recoveries..... | 1, at Fresno State (9/30/17) |
| Interceptions..... | 1, at Washington State (9/23/17) |
| Long Interception Return..... | 1, at Washington State (9/23/17) |



26 RAMIZ AHMED
Las Vegas, Nev. | Bishop Gorman HS

SR PK 6-0 190

PLAYER NOTES

- Drilled a career-long 50-yard FG at Toledo
- Has 20 touchbacks in 34 kickoff attempts this season
- Won the placekicker battle out of fall camp
- Earned a full scholarship during fall camp

CAREER STATS

| | GP | KICKOFFS | | | TB | KICKING | | | |
|-------|----|----------|-------|------|----|---------|-----|------|-----|
| | | NO. | YDS | AVG | | FGM-FGA | LNG | PATs | PTS |
| 2017 | 11 | 55 | 3,403 | 61.9 | 28 | - | - | - | - |
| 2018 | 5 | 34 | 2,152 | 63.3 | 20 | 4-6 | 50 | 23 | 35 |
| TOTAL | 16 | 89 | 5,555 | 62.4 | 48 | 4-6 | 50 | 23 | 35 |

2018 GAME-BY-GAME

| | GP | FGM-FGA | LNG | PATs | PTS |
|-------------------|----|---------|-----|------|-----|
| Portland State | 1 | 1-1 | 46 | 9 | 12 |
| at Vanderbilt | 1 | 1-1 | 32 | 1 | 4 |
| Oregon State | 1 | 1-1 | 26 | 5 | 8 |
| at Toledo | 1 | 1-2 | 50 | 5 | 8 |
| at Air Force | 1 | 0-1 | - | 4 | 4 |
| Fresno State | | | | | |
| Boise State | | | | | |
| at Hawai'i | | | | | |
| San Diego State | | | | | |
| Colorado State | | | | | |
| at San Jose State | | | | | |
| at UNLV | | | | | |

2018 SEASON HIGHS

FGs Made..... 1, Four times; Most recent at Toledo
 FGs Attempted..... 2, at Toledo
 Longest FG..... 50, at Toledo
 Longest FG Attempt..... 52, at Toledo
 PATs..... 9, vs. Portland State

CAREER HIGHS

FGs Made..... 1, Four times; Most recent at Toledo (9/22/18)
 FGs Attempted..... 2, at Toledo (9/22/18)
 Longest FG..... 50, at Toledo (9/22/18)
 Longest FG Attempt..... 52, at Toledo (9/22/18)
 PATs..... 9, vs. Portland State (8/31/18)



35 QUINTON CONAWAY
Edmond, Okla. | Golden West College

JR P 6-0 210

PLAYER NOTES

- Booted a career-long 63-yard punt against Oregon State
- Earned a full scholarship during fall camp
- Nominated to the Ray Guy Award preseason watch list
- Will look to improve on his 39.6 yards per punt average in 2018

CAREER STATS

| | GP | NO. | YDS | LNG | AVG |
|-------|----|-----|-------|-----|------|
| 2017 | 12 | 48 | 1,902 | 55 | 39.6 |
| 2018 | 5 | 23 | 957 | 63 | 41.6 |
| TOTAL | 17 | 71 | 2,859 | 63 | 40.3 |

2018 GAME-BY-GAME

| | GP | NO | YDS | LNG | AVG |
|-------------------|----|----|-----|-----|------|
| Portland State | 1 | 2 | 71 | 39 | 35.5 |
| at Vanderbilt | 1 | 5 | 216 | 57 | 43.2 |
| Oregon State | 1 | 7 | 313 | 63 | 44.7 |
| at Toledo | 1 | 6 | 209 | 42 | 34.8 |
| at Air Force | 1 | 4 | 174 | 50 | 43.5 |
| Fresno State | | | | | |
| Boise State | | | | | |
| at Hawai'i | | | | | |
| San Diego State | | | | | |
| Colorado State | | | | | |
| at San Jose State | | | | | |
| at UNLV | | | | | |

2018 SEASON HIGHS

Punt Attempts..... 7, vs. Oregon State
 Punt Yards..... 313, vs. Oregon State
 Longest Punt..... 63, vs. Oregon State

CAREER HIGHS

Punt Attempts..... 7, vs. Oregon State (9/15/18)
 Punt Yards..... 7, vs. Oregon State (9/15/18)
 Longest Punt..... 7, vs. Oregon State (9/15/18)

Game 1**Nevada 72, Portland State 19****Aug. 31, 2018; at Mackay Stadium (Reno, Nev.)****Attendance: 17,525**

| Score by quarters | 1 | 2 | 3 | 4 | Score | Record |
|-------------------|---|----|----|----|-------|--------|
| Portland State | 9 | 10 | 0 | 0 | 19 | 0-1 |
| Nevada | 9 | 21 | 28 | 14 | 72 | 1-0 |

Scoring summary

| Team | Qtr | Time | Scoring | Conversion | Drive | TOP | NEV | PSU |
|------|-----|-------|----------------------------------------------|--------------------------|-------|------|-----|-----|
| PSU | 1st | 12:07 | TAUMOEPEAU, C. 48 yd pass from ALEXANDER, D. | WILLIAMS, Cody kick | 7-75 | 2:53 | 7 | 0 |
| PSU | 1st | 04:06 | KOFE, Semise safety | | | | 9 | 0 |
| NEV | 1st | 03:38 | BROWN, Daniel 42 yd interception return | AHMED, Ramiz kick blockd | | | 9 | 6 |
| NEV | 1st | 00:00 | AHMED, Ramiz 46 yd field goal | | 4-3 | 1:17 | 9 | 9 |
| NEV | 2nd | 13:16 | MANNIX, McLane 58 yd pass from GANGI, Ty | AHMED, Ramiz kick | 1-58 | 0:07 | 9 | 16 |
| NEV | 2nd | 04:52 | LEE, Devonte 14 yd run | AHMED, Ramiz kick | 5-84 | 1:51 | 9 | 23 |
| PSU | 2nd | 04:39 | TAUMOEPEAU, C. 75 yd pass from ALEXANDER, D. | WILLIAMS, Cody kick | 1-75 | 0:13 | 16 | 23 |
| NEV | 2nd | 00:59 | MANNIX, McLane 18 yd pass from GANGI, Ty | AHMED, Ramiz kick | 10-75 | 3:40 | 16 | 30 |
| PSU | 2nd | 00:05 | WILLIAMS, Cody 31 yd field goal | | 7-61 | 0:59 | 19 | 30 |
| NEV | 3rd | 13:16 | MOORE, Kelton 9 yd run | AHMED, Ramiz kick | 4-76 | 1:40 | 19 | 37 |
| NEV | 3rd | 11:34 | KINCAIDE, J. 73 yd pass from TAU, Toa | AHMED, Ramiz kick | 1-73 | 0:11 | 19 | 44 |
| NEV | 3rd | 08:36 | MANNIX, McLane 47 yd pass from GANGI, Ty | AHMED, Ramiz kick | 4-62 | 1:27 | 19 | 51 |
| NEV | 3rd | 06:46 | GANGI, Ty 5 yd run | AHMED, Ramiz kick | 3-39 | 0:38 | 19 | 58 |
| NEV | 4th | 09:33 | SOLANO, C. 9 yd run | AHMED, Ramiz kick | 6-83 | 2:30 | 19 | 65 |
| NEV | 4th | 06:48 | DOUBS, Romeo 80 yd punt return | AHMED, Ramiz kick | | | 19 | 72 |

Team Statistics

| | Portland State | Nevada |
|----------------------------|----------------|---------|
| FIRST DOWNS | 17 | 25 |
| RUSHES-YARDS (NET) | 43-107 | 35-216 |
| PASSING YDS (NET) | 241 | 420 |
| Passes Att-Comp-Int | 34-14-1 | 28-18-1 |
| TOTAL OFFENSE PLAYS-YARDS | 77-348 | 63-636 |
| Fumble Returns-Yards | 0-0 | 0-0 |
| Punt Returns-Yards | 1-1 | 4-108 |
| Kickoff Returns-Yards | 4-74 | 1-23 |
| Interception Returns-Yards | 1-0 | 1-42 |
| Punts (Number-Avg) | 11-39.3 | 2-35.5 |
| Fumbles-Lost | 1-0 | 1-0 |
| Penalties-Yards | 8-55 | 9-106 |
| Possession Time | 35:28 | 24:32 |
| Third-Down Conversions | 3 of 19 | 4 of 9 |
| Fourth-Down Conversions | 2 of 4 | 0 of 1 |
| Red-Zone Scores-Chances | 1-2 | 5-5 |
| Sacks By: Number-Yards | 1-6 | 4-10 |

Individual Statistics

Nevada
RUSHING: TAU, T. 8-56; LEE, D. 5-43; KINCAIDE, J. 4-43; GANGI, T. 6-23; MOORE, K. 5-20; SOLANO, C. 2-15; WRIGHT, B. 3-15; STRONG, C. 1-4; NEAL, R. 1-minus 3
PASSING: GANGI, T. 16-26-1-342; SOLANO, C. 1-1-0-5; TAU, T. 1-1-0-73
RECEIVING: FOSSUM, K. 6-139; MANNIX, M. 4-132; ARMSTRONG, T. 3-29; KINCAIDE, J. 1-73; COOKS, E. 1-29; TAU, T. 1-9; CHRISTIAN, D. 1-5; ZAMUDIO, I. 1-4
INTERCEPTIONS: BROWN, D. 1-42
FUMBLES: TAU, T. 1-0

Portland State

RUSHING: GREEN, D. 10-37; ALEXANDER, D. 10-20; HOFFMAN, S. 11-18; WILLIAMS, A. 2-15; MARTIN, C. 7-11; EASON, J. 3-6
PASSING: ALEXANDER, D. 13-32-1-224; EASON, J. 0-1-0-0; VELASQUEZ, D. 1-1-0-17
RECEIVING: TALAEMOTU, M. 4-23; TAUMOEPEAU, C. 3-130; DAIGBE, E. 2-38; KELLY, B. 2-28; ALEXANDER, D. 1-17; TRAKEL, E. 1-8; MARTIN, C. 1-minus 3
INTERCEPTIONS: HOWELL, M. 1-0
FUMBLES: KELLY, B. 1-0

RENO, Nev. (AP) — Ty Gangi threw three touchdown passes to McLane Mannix and Nevada cruised past Portland State 72-19 on Friday night in a season opener for both teams.

Nevada had five 40-plus-yard touchdowns. Daniel Brown returned an interception 42 yards, Mannix scored from 47 and 58 yards out, Jaxson Kincaide added a 73-yard grab and true freshman Romeo Doubs went 80 yards on a punt return.

It was the fifth-highest scoring output in Nevada's history and the most in its FBS era, which began in 1992.

Gangi was 16-of-26 passing for 342 yards and three TDs, and Mannix caught four passes for 132 yards. Doubs gave Nevada its first punt return touchdown since 2011.

Nevada scored 23 unanswered points for a 23-9 lead and it was 30-19 at halftime before the Wolf Pack took control with 42 straight

points in the second half.

Touchdowns on six straight drives put Nevada ahead 58-19.

How It Happened: Nevada posted 42 points in the second half, while holding Portland State to zero second half points to pull away from the Vikings in the later part of the contest.

Play of the Game: True freshman Romeo Doubs' first collegiate touch resulted in an 80-yard punt return for a touchdown in the fourth quarter.

Player of the Game: McLane Mannix. The speedy sophomore notched the first multi-TD game of his career by hauling in three TD receptions, two of which were 47 yards or longer. Mannix finished the game with 132 receiving yards on just four catches.

Game Recaps

Game 2

Vanderbilt 41, Nevada 10

Sept. 8, 2018; at Vanderbilt Stadium (Nashville, Tenn.)

Attendance: 25,676



| Score by quarters | 1 | 2 | 3 | 4 | Score | Record |
|-------------------|---|----|----|---|-------|--------|
| Nevada | 0 | 10 | 0 | 0 | 10 | 1-1 |
| Vanderbilt | 0 | 17 | 17 | 7 | 41 | 2-0 |

Scoring summary

| Team | Qtr | Time | Scoring | Conversion | Drive | TOP | NEV | VU |
|-------|-----|-------|----------------------------------------------|-------------------|-------|------|-----|----|
| VANDY | 2nd | 13:16 | Kalija Lipscomb 2 yd pass from Kyle Shurmur | Ryley Guay kick | 7-53 | 2:41 | 0 | 7 |
| VANDY | 2nd | 12:24 | Ke'Shawn Vaughn 7 yd run | Ryley Guay kick | 2-7 | 0:15 | 0 | 14 |
| NEV | 2nd | 05:41 | AHMED, Ramiz 32 yd field goal | | 7-13 | 3:17 | 3 | 14 |
| VANDY | 2nd | 03:13 | Ryley Guay 35 yd field goal | | 7-48 | 2:28 | 3 | 17 |
| NEV | 2nd | 00:49 | O'LEARY-ORANGE 9 yd pass from GANGI, Ty | AHMED, Ramiz kick | 10-75 | 2:24 | 10 | 17 |
| VANDY | 3rd | 07:14 | Ryley Guay 25 yd field goal | | 11-77 | 6:17 | 10 | 20 |
| VANDY | 3rd | 06:17 | Ke'Shawn Vaughn 46 yd run | Ryley Guay kick | 1-46 | 0:11 | 10 | 27 |
| VANDY | 3rd | 00:23 | Kalija Lipscomb 11 yd pass from Kyle Shurmur | Ryley Guay kick | 8-73 | 4:00 | 10 | 34 |
| VANDY | 4th | 01:10 | Josh Crawford 1 yd run | Ryley Guay kick | 3-21 | 1:40 | 10 | 41 |

Team Statistics

| | Nevada | Vanderbilt |
|----------------------------|---------|------------|
| FIRST DOWNS | 14 | 25 |
| RUSHES-YARDS (NET) | 25-34 | 39-198 |
| PASSING YDS (NET) | 216 | 270 |
| Passes Att-Comp-Int | 39-22-2 | 34-24-0 |
| TOTAL OFFENSE PLAYS-YARDS | 64-250 | 73-468 |
| Fumble Returns-Yards | 0-0 | 0-0 |
| Punt Returns-Yards | 1-27 | 3-23 |
| Kickoff Returns-Yards | 2-34 | 2-50 |
| Interception Returns-Yards | 0-0 | 2-19 |
| Punts (Number-Avg) | 5-43.2 | 1-47.0 |
| Fumbles-Lost | 3-2 | 2-2 |
| Penalties-Yards | 6-67 | 6-44 |
| Possession Time | 23:58 | 36:02 |
| Third-Down Conversions | 4 of 14 | 4 of 12 |
| Fourth-Down Conversions | 0 of 2 | 0 of 1 |
| Red-Zone Scores-Chances | 2-3 | 6-8 |
| Sacks By: Number-Yards | 1-7 | 3-23 |

Individual Statistics

Nevada

RUSHING: TAUUA, T. 6-24; LEE, D. 6-11; MOORE, K. 5-9; KINCAIDE, J. 2-3; WRIGHT, B. 1-minus 1; GANGI, T. 4-minus 4; FOSSUM, K. 1-minus 8
PASSING: GANGI, T. 22-39-2-216
RECEIVING: MANNIX, M. 6-86; FOSSUM, K. 6-56; DOUBS, R. 2-25; KINCAIDE, J. 2-11; MOORE, K. 2-8; CARTER-WELLS, T. 1-13; O'LEARY-ORANGE 1-9; COOKS, E. 1-6; TAUUA, T. 1-2
INTERCEPTIONS: None
FUMBLES: GANGI, T. 2-1; FOSSUM, K. 1-1

Vanderbilt

RUSHING: K. Vaughn 11-93; J. Wakefield 8-43; J. Crawford 10-33; K. Blasingame 6-28; K. Shurmur 1-4; M. Hasan 2-minus 1
PASSING: K. Shurmur 23-32-0-258; M. Hasan 1-2-0-12
RECEIVING: K. Lipscomb 10-85; J. Pinkney 4-98; C. Johnson 2-26; C. Pierce 2-21; S. Dobbs 2-20; K. Vaughn 2-6; D. Tennyson 1-12; K. Blasingame 1-2
INTERCEPTIONS: A. George 1-19; J. Williams 1-0
FUMBLES: C. Pierce 1-1; K. Lipscomb 1-1

NASHVILLE, Tenn. (AP) — Vanderbilt overcame two early red-zone disappointments and bottled up a high-scoring Nevada offense, winning a critical early-season nonconference game 41-10.

The Commodores were rock-solid defensively from the start, holding the Wolf Pack to 124 yards in the first half and 250 overall.

But Vanderbilt's failure to score on two promising drives into the red zone to start the game allowed the visitors from the Mountain West Conference to keep things close, tightening the score to 17-10 on a 9-yard Ty Gangi pass to Brendan O'Leary-Orange in the final minute of the first half.

Nevada never closed the gap, though, going three-and-out to start the third quarter. Vanderbilt responded with an impressive 11-play, 77-yard drive, draining 6:17 off the clock, ending with a 25-yard Ryley Guay field goal.

In contrast to the game's start, Vanderbilt scored on three straight drives to open the second half with a 46-yard dash from the speedy Ke'Shawn Vaughn and Kalija Lipscomb's second touchdown catch of the day from Kyle Shurmur following Guay's kick, stretching a one-touchdown lead to a 24-point margin.

How It Happened: The Nevada defense held Vanderbilt to zero first quarter points and forced two fumbles in the game, but the Commodores offense came to life in the second quarter.

Play of the Game: Suiting up for the first time this season, junior WR Brendan O'Leary-Orange made his first reception of the season in the back of the endzone in the second quarter.

Player of the Game: McLane Mannix. The Texas native followed up his 100-yard receiving performance from week one with 86 yards receiving against the Commodores on six catches.

Game 3**Nevada 37, Oregon State 35****Sept. 15, 2018; at Mackay Stadium (Reno, Nev.)****Attendance: 20,462**

| Score by quarters | 1 | 2 | 3 | 4 | Score | Record |
|-------------------|----|----|---|----|-------|--------|
| Oregon State | 7 | 14 | 0 | 14 | 35 | 1-2 |
| Nevada | 16 | 14 | 0 | 7 | 37 | 2-1 |

Scoring summary

| Team | Qtr | Time | Scoring | Conversion | Drive | TOP | OSU | NEV |
|------|-----|-------|----------------------------------------------|--------------------------|-------|------|-----|-----|
| NEV | 1st | 12:00 | TAUA, Toa 5 yd run | AHMED, Ramiz kick | 8-75 | 3:00 | 0 | 7 |
| OSU | 1st | 08:15 | Hodgins, Isaiah 5 yd pass from Blount, Conor | Choukair, J. kick | 10-75 | 3:45 | 7 | 7 |
| NEV | 1st | 02:17 | AHMED, Ramiz 26 yd field goal | | 14-66 | 5:58 | 7 | 10 |
| NEV | 1st | 00:01 | MANNIX, McLane 24 yd pass from GANGI, Ty | AHMED, Ramiz kick failed | 3-26 | 1:08 | 7 | 16 |
| NEV | 2nd | 12:33 | KINCAIDE, J. 9 yd pass from GANGI, Ty | AHMED, Ramiz kick | 2-29 | 0:31 | 7 | 23 |
| NEV | 2nd | 10:18 | REED, Malik 48 yd fumble recovery | AHMED, Ramiz kick | | | 7 | 30 |
| OSU | 2nd | 04:12 | Jefferson, J. 2 yd run | Choukair, J. kick | 7-39 | 2:32 | 14 | 30 |
| OSU | 2nd | 00:22 | Hodgins, Isaiah 3 yd pass from Luton, Jake | Choukair, J. kick | 14-87 | 3:01 | 21 | 30 |
| OSU | 4th | 11:40 | Jefferson, J. 1 yd run | Choukair, J. kick | 5-42 | 1:47 | 28 | 30 |
| NEV | 4th | 09:13 | MOORE, Kelton 1 yd run | AHMED, Ramiz kick | 6-75 | 2:27 | 28 | 37 |
| OSU | 4th | 04:40 | Rogers, Kase 1 yd run | Choukair, J. kick | 4-40 | 1:01 | 35 | 37 |

Team Statistics

| | Oregon State | Nevada |
|----------------------------|--------------|---------|
| FIRST DOWNS | 28 | 17 |
| RUSHES-YARDS (NET) | 40-81 | 30-156 |
| PASSING YDS (NET) | 459 | 201 |
| Passes Att-Comp-Int | 56-35-2 | 37-18-1 |
| TOTAL OFFENSE PLAYS-YARDS | 96-540 | 67-357 |
| Fumble Returns-Yards | 0-0 | 1-48 |
| Punt Returns-Yards | 2-15 | 1-29 |
| Kickoff Returns-Yards | 2-29 | 0-0 |
| Interception Returns-Yards | 1-30 | 2-15 |
| Punts (Number-Avg) | 6-38.7 | 8-44.4 |
| Fumbles-Lost | 1-1 | 1-0 |
| Penalties-Yards | 7-60 | 5-60 |
| Possession Time | 34:47 | 25:13 |
| Third-Down Conversions | 3 of 15 | 4 of 14 |
| Fourth-Down Conversions | 3 of 3 | 0 of 0 |
| Red-Zone Scores-Chances | 5-7 | 4-4 |
| Sacks By: Number-Yards | 1-5 | 5-46 |

Individual Statistics**Nevada**

RUSHING: TAUA, T. 12-81; GANGI, T. 8-61; MOORE, K. 7-20; KINCAIDE, J. 1-4; LEE, D. 1-1

PASSING: GANGI, T. 17-35-1-195; FOSSUM, K. 0-1-0-0; TAUA, T. 1-1-0-6

RECEIVING: MANNIX, M. 5-85; KINCAIDE, J. 4-12; O'LEARY-ORANGE 3-39; DOUBS, R. 2-38; MOORE, K. 1-12; TAUA, T. 1-8; FOSSUM, K. 1-6; ARMSTRONG, T. 1-1

INTERCEPTIONS: DOTSON, J. 1-15; ROBINS, B. 1-0

FUMBLES: TAUA, T. 1-0

Oregon State

RUSHING: Jefferson, J. 25-106; Flemings, C. 1-10; Rogers, K. 3-7; Wallace, C. 1-6

PASSING: Luton, J. 23-35-1-284; Blount, C. 12-20-1-175

RECEIVING: Hodgins, I. 14-200; Hernandez, T. 11-116; Smalls, I. 4-66; Taylor, K. 3-60; Jefferson, J. 2-13; Gardner, J. 1-4

INTERCEPTIONS: Hodgins, I. 1-30

FUMBLES: Blount, C. 1-1

RENO, Nev. (AP) — Jordan Choukair missed a 33-yard field goal as time expired and Nevada held off a furious Oregon State comeback to win 37-35.

Nevada led 30-7 with 10:16 left in the second quarter after Asauni Rufus forced Conor Blount to fumble the ball, and Malik Reed picked it up and ran 48 yards for a touchdown.

After the defensive touchdown, Oregon State replaced Blount at quarterback with Jake Luton, who left the season opener two weeks ago with a concussion against No. 4 Ohio State.

Oregon State outscored Nevada 28-7 the rest of the way. Luton finished 23 of 35 for 284 yards passing with one touchdown and one interception.

Nevada's Ty Gangi was 17-of-35 passing for 195 yards and threw two touchdown passes.

The Beavers dominated Nevada through the air, passing for 459 yards compared to Nevada's 201. But the Wolf Pack's defensive front frustrated the Beavers' offense. Nevada recorded five sacks to Oregon State's one and held the Beavers to two yards rushing per carry.

How It Happened: The Wolf Pack built up a 30-7 lead on the Beavers, who then outscored the Pack 28-7 the rest of the way, but it was a missed FG by OSU that sealed the win for Nevada.

Play of the Game: Senior DB Asauni Rufus recorded a strip sack in the second quarter and fellow senior Malik Reed picked up the ball and returned it 48 yards for the TD, putting the Pack ahead 30-7.

Player of the Game: Malik Reed. Reed notched five tackles in the game, one TFL, one sack and recorded the first fumble recovery of his career, which he took 48 yards to the endzone.

Game Recaps

Game 4

Toledo 63, Nevada 44

Sept. 22, 2018; at Glass Bowl (Toledo, Ohio)

Attendance: 23,675



| Score by quarters | 1 | 2 | 3 | 4 | Score | Record |
|-------------------|----|----|----|----|-------|--------|
| Nevada | 7 | 17 | 14 | 6 | 44 | 2-2 |
| Toledo | 14 | 21 | 14 | 14 | 63 | 2-1 |

Scoring summary

| Team | Qtr | Time | Scoring | Conversion | Drive | TOP | NEV | TOL |
|--------|-----|-------|-------------------------------------------|-----------------------|-------|------|-----|-----|
| TOLEDO | 1st | 11:33 | JOHNSON, J. 38 yd pass from GUADAGNI, M. | VEST, Jameson kick | 4-52 | 0:55 | 0 | 7 |
| NEV | 1st | 06:44 | GANGI, Ty 1 yd run | AHMED, Ramiz kick | 12-75 | 4:49 | 7 | 7 |
| TOLEDO | 1st | 03:07 | GILLIAM, Reggie 9 yd blocked punt return | VEST, Jameson kick | | | 7 | 14 |
| NEV | 2nd | 14:56 | COOKS, Elijah 22 yd pass from GANGI, Ty | AHMED, Ramiz kick | 3-15 | 1:31 | 14 | 14 |
| TOLEDO | 2nd | 14:43 | JOHNSON, Di. 98 yd kickoff return | VEST, Jameson kick | | | 14 | 21 |
| NEV | 2nd | 09:24 | TAUA, Toa 31 yd run | AHMED, Ramiz kick | 6-93 | 1:49 | 21 | 21 |
| TOLEDO | 2nd | 06:08 | THOMPSON, C. 4 yd pass from GUADAGNI, M. | VEST, Jameson kick | 9-67 | 3:14 | 21 | 28 |
| TOLEDO | 2nd | 00:17 | GUADAGNI, M. 27 yd run | VEST, Jameson kick | 6-41 | 1:14 | 21 | 35 |
| NEV | 2nd | 00:00 | AHMED, Ramiz 50 yd field goal | | 2-19 | 0:14 | 24 | 35 |
| NEV | 3rd | 14:15 | MOORE, Kelton 23 yd run | AHMED, Ramiz kick | 3-75 | 0:45 | 31 | 35 |
| TOLEDO | 3rd | 10:26 | JOHNSON, D. 26 yd pass from GUADAGNI, M. | VEST, Jameson kick | 8-75 | 3:49 | 31 | 42 |
| NEV | 3rd | 10:11 | TAUA, Toa 66 yd run | AHMED, Ramiz kick | 1-66 | 0:10 | 38 | 42 |
| TOLEDO | 3rd | 01:27 | THOMPSON, C. 20 yd pass from GUADAGNI, M. | VEST, Jameson kick | 7-68 | 2:30 | 38 | 49 |
| TOLEDO | 4th | 11:49 | THOMPSON, C. 19 yd pass from PHILLIPS, D. | VEST, Jameson kick | 5-65 | 1:55 | 38 | 56 |
| NEV | 4th | 08:04 | TAUA, Toa 2 yd run | GANGI, Ty pass failed | 11-75 | 3:45 | 44 | 56 |
| TOLEDO | 4th | 07:26 | GUADAGNI, M. 34 yd run | VEST, Jameson kick | 2-39 | 0:37 | 44 | 63 |

Team Statistics

| | Nevada | Toledo |
|----------------------------|---------|---------|
| FIRST DOWNS | 27 | 23 |
| RUSHES-YARDS (NET) | 35-262 | 46-230 |
| PASSING YDS (NET) | 320 | 230 |
| Passes Att-Comp-Int | 50-29-1 | 25-16-0 |
| TOTAL OFFENSE PLAYS-YARDS | 85-582 | 71-460 |
| Fumble Returns-Yards | 0-0 | 0-0 |
| Punt Returns-Yards | 2-0 | 4-28 |
| Kickoff Returns-Yards | 2-40 | 3-140 |
| Interception Returns-Yards | 0-0 | 1-3 |
| Punts (Number-Avg) | 7-29.9 | 6-44.0 |
| Fumbles-Lost | 1-1 | 2-1 |
| Penalties-Yards | 10-70 | 6-65 |
| Possession Time | 30:12 | 29:48 |
| Third-Down Conversions | 6 of 18 | 7 of 15 |
| Fourth-Down Conversions | 2 of 3 | 0 of 0 |
| Red-Zone Scores-Chances | 3-3 | 3-4 |

Individual Statistics

| | |
|----------------------------------------------------------------------------------------------------------------------------------------------------------------------------------------------------------------------------------------------------------------------------------------------------------------------------------------------------------------------------------------------------|----------------------------------------------------------------------------------------------------------------------------------------------------------------------------------------------------------------------------------------------------------------------------------------------------------------------------------------------------------------------------------------------------------------------|
| Nevada RUSHING: TAUA, T. 15-170; MOORE, K. 9-74; LEE, D. 5-11; KINCAIDE, J. 2-4; GANGI, T. 4-3 PASSING: GANGI, T. 29-50-1-320 RECEIVING: FOSSUM, K. 14-150; HENLEY, D. 4-62; MANNIX, M. 4-55; COOKS, E. 2-19; MOORE, K. 1-16; LEE, D. 1-8; DOUBS, R. 1-6; CARTER-WELLS, T. 1-3; KINCAIDE, J. 1-1 INTERCEPTIONS: None FUMBLES: LEE, D. 1-1 | Toledo RUSHING: GUADAGNI, M. 15-131; SEYMOUR, S. 12-57; KOBACK, B. 12-29; THOMPSON, A. 7-13 PASSING: GUADAGNI, M. 15-24-0-211; PHILLIPS, D. 1-1-0-19 RECEIVING: THOMPSON, A. 5-51; JOHNSON, D. 4-67; THOMPSON, C. 4-57; JOHNSON, J. 1-38; TURNER, J. 1-13; MCKINLEY-LEWIS 1-4 INTERCEPTIONS: OLEKANMA, R. 1-3 FUMBLES: MCKINLEY-LEWIS 1-1; GUADAGNI, M. 1-0 |
|----------------------------------------------------------------------------------------------------------------------------------------------------------------------------------------------------------------------------------------------------------------------------------------------------------------------------------------------------------------------------------------------------|----------------------------------------------------------------------------------------------------------------------------------------------------------------------------------------------------------------------------------------------------------------------------------------------------------------------------------------------------------------------------------------------------------------------|

TOLEDO, Ohio (AP) — Mitchell Guadagni passed for four touchdowns and ran for two more and Toledo outscored Nevada 63-44 on Saturday.

Guadagni, a junior who took over starting duties this season, was 15-of-24 passing for 211 yards and rushed for 131 yards on 15 carries.

Cody Thompson caught three touchdown passes, one from Desmond Phillips, who took a handoff from Guadagni.

Diontae Johnson added two touchdowns, one on a catch and another on a 99-yard kickoff return. The Rockets' special teams also scored on a 9-yard return by Reggie Gilliam on a muffed punt.

Guadagni's 4-yard TD toss to Thompson gave Toledo (2-1) a 28-21 lead and Rockets led thereafter. The QB's 34-yard run made it 63-44 with 7:26 remaining.

Freshman Toa Taa rushed for 170 yards on 15 carries and three scores, including a 66-yarder, for the Wolf Pack (2-2). Ty Gangi threw for 320 yards and a score and also ran for a TD.

How It Happened: Nevada and Toledo played back and forth football for three quarters until the Rockets scored back-to-back TDs to end the third and start the fourth, putting the game out of reach for the Wolf Pack.

Play of the Game: True freshman Toa Taa ripped off a 66-yard TD run in the third quarter, the fourth-longest rush by a Mountain West player this season.

Player of the Game: Toa Taa. The true freshman carried the ball 15 times for a career-high 170 yards and scored three rushing touchdowns. The 170 yards on the ground is third-most by a MW back this season.

Game 5

Nevada 28, Air Force 25

Sept. 29, 2018; at Falcon Stadium (Colorado Springs, Colo.)

Attendance: 23,707



| Score by quarters | 1 | 2 | 3 | 4 | Score | Record |
|-------------------|---|----|----|---|-------|----------|
| Nevada | 7 | 14 | 7 | 0 | 28 | 3-2, 1-0 |
| Air Force | 0 | 7 | 10 | 8 | 25 | 1-3, 0-2 |

Scoring summary

| Team | Qtr | Time | Scoring | Conversion | Drive | TOP | NEV | AFA |
|------|-----|-------|------------------------------------------------|-----------------------------|-------|------|-----|-----|
| NEV | 1st | 10:15 | COOKS, Elijah 40 yd pass from GANGI, Ty | AHMED, Ramiz kick | 10-75 | 4:45 | 7 | 0 |
| AF | 2nd | 09:58 | LEWIS, Zane 99 yd interception return | KOEHNKE, Jake kick | | | 7 | 7 |
| NEV | 2nd | 06:52 | MANNIX, McLane 29 yd pass from GANGI, Ty | AHMED, Ramiz kick | 7-80 | 3:01 | 14 | 7 |
| NEV | 2nd | 00:27 | O'LEARY-ORANGE 30 yd pass from GANGI, Ty | AHMED, Ramiz kick | 4-40 | 0:43 | 21 | 7 |
| AF | 3rd | 11:13 | KOEHNKE, Jake 43 yd field goal | | 9-49 | 3:47 | 21 | 10 |
| NEV | 3rd | 09:32 | COOKS, Elijah 23 yd pass from GANGI, Ty | AHMED, Ramiz kick | 5-75 | 1:41 | 28 | 10 |
| AF | 3rd | 03:36 | BENNETT, Marcus 2 yd pass from HAMMOND III, DJ | KOEHNKE, Jake kick | 12-58 | 5:07 | 28 | 17 |
| AF | 4th | 06:48 | HAMMOND III, DJ 9 yd run | HAMMOND III, DJ rush failed | 11-67 | 4:27 | 28 | 23 |
| AF | 4th | 00:17 | TEAM safety | | | | 28 | 25 |

Team Statistics

| | Nevada | Air Force |
|----------------------------|---------|-----------|
| First Downs | 19 | 16 |
| Rushes-Yards | 34-177 | 51-154 |
| Passing Yards | 259 | 96 |
| Passes Att-Comp-Int | 33-24-1 | 19-8-0 |
| Total Offense Plays-Yards | 67-436 | 70-250 |
| Fumble Returns-Yards | 1-14 | 0-0 |
| Punt Returns-Yards | 0-0 | 3-17 |
| Kickoff Returns-Yards | 2-29 | 1-21 |
| Interception Returns-Yards | 0-0 | 1-99 |
| Punts (Number-Avg) | 4-43.5 | 5-44.2 |
| Fumbles-Lost | 1-1 | 2-2 |
| Penalties-Yards | 13-103 | 5-40 |
| Possession Time | 31:07 | 28:53 |
| Third-Down Conversions | 7 of 15 | 3 of 14 |
| Fourth-Down Conversions | 1 of 3 | 3 of 4 |
| Red-Zone Scores-Chances | 0-1 | 2-3 |
| Sacks By: Number-Yards | 2-17 | 0-0 |

Individual Statistics

Nevada

RUSHING: TAUUA, T. 13-76; MOORE, K. 11-47; GANGI, T. 5-43; MANNIX, M. 1-16; LEE, D. 2-6; KINCAIDE, J. 1-minus 5
PASSING: GANGI, T. 24-33-1-259
RECEIVING: DOUBBS, R. 7-40; FOSSUM, K. 5-51; MOORE, K. 3-14; TAUUA, T. 3-11; COOKS, E. 2-63; MANNIX, M. 2-41; O'LEARY-ORANGE 2-39
INTERCEPTIONS: None
FUMBLES: GANGI, T. 1-1

Air Force

RUSHING: REMSBERG, K. 13-71; CLEVELAND, R. 8-48; HAMMOND, D. 7-28; FAGAN, C. 7-10; SAUCIER, J. 4-1; ERIKSEN, N. 1-1; WORTHMAN, A. 10-minus 4
PASSING: HAMMOND, D. 6-15-0-71; WORTHMAN, A. 2-4-0-25
RECEIVING: BENNETT, M. 4-52; SMITH, A. 1-29; MATKOVICH, J. 1-15; WAGUESPACK, K. 1-4; CLEVELAND, R. 1-minus 4
INTERCEPTIONS: LEWIS, Z. 1-99
FUMBLES: WORTHMAN, A. 2-2

AIR FORCE ACADEMY, Colo. (AP) — Ty Gangi's worst moment in the game was fleeting, and no match for the best that was yet to come.

Gangi threw for four touchdowns, three of them after a demoralizing pick-6, and Nevada held off a late Air Force rally to beat the Falcons 28-25.

Gangi completed 24-of-33 for 259 yards with scoring passes of 40 and 23 yards to Elijah Cooks, 29 yards to McLane Mannix and 30 yards to Brendan O'Leary-Orange. Nevada withstood Zane Lewis' school-record 99-yard interception return in the second quarter to win its conference opener.

Nevada's defense also did its part, digging in to turn back the Falcons in the final minutes. Donald Hammond III, who had replaced starting quarterback Arion Worthman midway through the third quarter, drove the Falcons deep into Nevada territory but threw incomplete into the end zone under pressure on a 4th-and-8 play from the 11-yard line with 1:16 remaining.

Nevada ran off most of the clock before deliberately taking a safety and kicking the ball back to the Falcons with 10 seconds left to play. Hammond got off two passes before time expired — both fell incomplete.

How It Happened: Nevada's defense held the Falcons out of the endzone for the entire first half, with Air Force's only score coming on a 99-yard interception returned for touchdown.

Play of the Game: Elijah Cooks opened the scoring for Nevada by hauling in a 40-yard touchdown pass from Ty Gangi on the Wolf Pack's first drive of the game.

Player of the Game: Malik Reed. The senior linebacker led the Nevada defense and totaled seven total tackles, 3.0 tackles for loss, one sack, forced two fumbles and recovered one more.

2018 Nevada Football
Nevada Game Results (as of Sep 29, 2018)
All games

| Date | Opponent | | Score | Overall | Conference | Time | Attend |
|----------------|-----------------|---|--------------|----------------|-------------------|-------------|---------------|
| Aug 31, 2018 | PORTLAND STATE | W | 72-19 | 1-0 | 0-0 | 3:36 | 17525 |
| Sep 08, 2018 | at Vanderbilt | L | 10-41 | 1-1 | 0-0 | 3:19 | 25676 |
| Sep 15, 2018 | OREGON STATE | W | 37-35 | 2-1 | 0-0 | 3:45 | 20462 |
| Sep 22, 2018 | at TOLEDO | L | 44-63 | 2-2 | 0-0 | 3:55 | 23675 |
| * Sep 29, 2018 | at Air Force | W | 28-25 | 3-2 | 1-0 | 3:15 | 23707 |

2018 Nevada Football
Nevada Overall Team Statistics (as of Sep 29, 2018)
All games

| Team Statistics | NEV | OPP |
|-------------------------|-------------|--------------|
| SCORING | 191 | 183 |
| Points Per Game | 38.2 | 36.6 |
| Points Off Turnovers | 29 | 42 |
| FIRST DOWNS | 102 | 109 |
| Rushing | 42 | 44 |
| Passing | 56 | 52 |
| Penalty | 4 | 13 |
| RUSHING YARDAGE | 845 | 770 |
| Yards gained rushing | 945 | 954 |
| Yards lost rushing | 100 | 184 |
| Rushing Attempts | 159 | 219 |
| Average Per Rush | 5.3 | 3.5 |
| Average Per Game | 169.0 | 154.0 |
| TDs Rushing | 11 | 9 |
| PASSING YARDAGE | 1416 | 1296 |
| Comp-Att-Int | 111-187-6 | 97-168-3 |
| Average Per Pass | 7.6 | 7.7 |
| Average Per Catch | 12.8 | 13.4 |
| Average Per Game | 283.2 | 259.2 |
| TDs Passing | 12 | 12 |
| TOTAL OFFENSE | 2261 | 2066 |
| Total Plays | 346 | 387 |
| Average Per Play | 6.5 | 5.3 |
| Average Per Game | 452.2 | 413.2 |
| KICK RETURNS: #-Yards | 7-126 | 12-314 |
| PUNT RETURNS: #-Yards | 8-164 | 13-84 |
| INT RETURNS: #-Yards | 3-57 | 6-151 |
| KICK RETURN AVERAGE | 18.0 | 26.2 |
| PUNT RETURN AVERAGE | 20.5 | 6.5 |
| INT RETURN AVERAGE | 19.0 | 25.2 |
| FUMBLES-LOST | 7-4 | 8-6 |
| PENALTIES-Yards | 43-406 | 32-264 |
| Average Per Game | 81.2 | 52.8 |
| PUNTS-Yards | 26-1025 | 29-1196 |
| Average Per Punt | 39.4 | 41.2 |
| Net punt average | 36.2 | 34.9 |
| KICKOFFS-Yards | 34-2152 | 32-1964 |
| Average Per Kick | 63.3 | 61.4 |
| Net kick average | 39.4 | 40.2 |
| TIME OF POSSESSION/Game | 27:00 | 33:00 |
| 3RD-DOWN Conversions | 25/70 | 20/75 |
| 3rd-Down Pct | 36% | 27% |
| 4TH-DOWN Conversions | 3/9 | 8/12 |
| 4th-Down Pct | 33% | 67% |
| SACKS BY-Yards | 15-95 | 5-33 |
| MISC YARDS | 0 | 0 |
| TOUCHDOWNS SCORED | 26 | 24 |
| FIELD GOALS-ATTEMPTS | 4-7 | 4-8 |
| ON-SIDE KICKS | 0-2 | 0-0 |
| RED-ZONE SCORES | (14-16) 88% | (17-24) 71% |
| RED-ZONE TOUCHDOWNS | (12-16) 75% | (14-24) 58% |
| PAT-ATTEMPTS | (23-25) 92% | (23-23) 100% |
| ATTENDANCE | 37987 | 73058 |
| Games/Avg Per Game | 2/18994 | 3/24353 |
| Neutral Site Games | | 0/0 |

| Score by Quarters | 1st | 2nd | 3rd | 4th | OT | Total |
|--------------------------|------------|------------|------------|------------|-----------|--------------|
| Nevada | 39 | 76 | 49 | 27 | 0 | 191 |
| Opponents | 30 | 69 | 41 | 43 | 0 | 183 |

2018 Nevada Football
Nevada Overall Individual Statistics (as of Sep 29, 2018)
All games

| Rushing | gp | att | gain | loss | net | avg | td | lg | avg/g |
|----------------|-----------|------------|-------------|-------------|------------|------------|-----------|-----------|--------------|
| TAUA, Toa | 5 | 54 | 428 | 21 | 407 | 7.5 | 4 | 66 | 81.4 |
| MOORE, Kelton | 5 | 37 | 180 | 10 | 170 | 4.6 | 3 | 32 | 34.0 |
| GANGI, Ty | 5 | 27 | 158 | 32 | 126 | 4.7 | 2 | 29 | 25.2 |
| LEE, Devonte | 5 | 19 | 75 | 3 | 72 | 3.8 | 1 | 20 | 14.4 |
| KINCAIDE, J. | 5 | 10 | 54 | 5 | 49 | 4.9 | 0 | 30 | 9.8 |
| MANNIX, McLane | 5 | 1 | 16 | 0 | 16 | 16.0 | 0 | 16 | 3.2 |
| SOLANO, C. | 4 | 2 | 15 | 0 | 15 | 7.5 | 1 | 9 | 3.8 |
| WRIGHT, Blake | 2 | 4 | 15 | 1 | 14 | 3.5 | 0 | 13 | 7.0 |
| STRONG, Carson | 1 | 1 | 4 | 0 | 4 | 4.0 | 0 | 4 | 4.0 |
| NEAL, Roger | 1 | 1 | 0 | 3 | -3 | -3.0 | 0 | 0 | -3.0 |
| SEWELL, Nephi | 5 | 1 | 0 | 6 | -6 | -6.0 | 0 | 0 | -1.2 |
| FOSSUM, Kaleb | 5 | 1 | 0 | 8 | -8 | -8.0 | 0 | 0 | -1.6 |
| TEAM | 4 | 1 | 0 | 11 | -11 | -11.0 | 0 | 0 | -2.8 |
| Total | 5 | 159 | 945 | 100 | 845 | 5.3 | 11 | 66 | 169.0 |
| Opponents | 5 | 219 | 954 | 184 | 770 | 3.5 | 9 | 46 | 154.0 |

| Passing | gp | effic | comp-att-int | pct | yds | td | lg | avg/g |
|----------------|-----------|--------------|---------------------|------------|------------|-----------|-----------|--------------|
| GANGI, Ty | 5 | 133.44 | 108-183-6 | 59.0 | 1332 | 11 | 58 | 266.4 |
| TAUA, Toa | 5 | 596.80 | 2-2-0 | 100.0 | 79 | 1 | 73 | 15.8 |
| FOSSUM, Kaleb | 5 | 0.00 | 0-1-0 | 0.0 | 0 | 0 | 0 | 0.0 |
| SOLANO, C. | 4 | 142.00 | 1-1-0 | 100.0 | 5 | 0 | 5 | 1.2 |
| Total | 5 | 137.72 | 111-187-6 | 59.4 | 1416 | 12 | 73 | 283.2 |
| Opponents | 5 | 142.54 | 97-168-3 | 57.7 | 1296 | 12 | 75 | 259.2 |

| Receiving | gp | no. | yds | avg | td | lg | avg/g |
|------------------|-----------|------------|------------|------------|-----------|-----------|--------------|
| FOSSUM, Kaleb | 5 | 32 | 402 | 12.6 | 0 | 34 | 80.4 |
| MANNIX, McLane | 5 | 21 | 399 | 19.0 | 5 | 58 | 79.8 |
| DOUBS, Romeo | 5 | 12 | 109 | 9.1 | 0 | 35 | 21.8 |
| KINCAIDE, J. | 5 | 8 | 97 | 12.1 | 2 | 73 | 19.4 |
| MOORE, Kelton | 5 | 7 | 50 | 7.1 | 0 | 16 | 10.0 |
| COOKS, Elijah | 5 | 6 | 117 | 19.5 | 3 | 40 | 23.4 |
| O'LEARY-ORANGE | 3 | 6 | 87 | 14.5 | 2 | 30 | 29.0 |
| TAUA, Toa | 5 | 6 | 30 | 5.0 | 0 | 9 | 6.0 |
| HENLEY, Daiyan | 5 | 4 | 62 | 15.5 | 0 | 34 | 12.4 |
| ARMSTRONG, T. | 5 | 4 | 30 | 7.5 | 0 | 27 | 6.0 |
| CARTER-WELLS, T | 5 | 2 | 16 | 8.0 | 0 | 13 | 3.2 |
| LEE, Devonte | 5 | 1 | 8 | 8.0 | 0 | 8 | 1.6 |
| CHRISTIAN, D. | 5 | 1 | 5 | 5.0 | 0 | 5 | 1.0 |
| ZAMUDIO, Ian | 1 | 1 | 4 | 4.0 | 0 | 4 | 4.0 |
| Total | 5 | 111 | 1416 | 12.8 | 12 | 73 | 283.2 |
| Opponents | 5 | 97 | 1296 | 13.4 | 12 | 75 | 259.2 |

| Punt Returns | no. | yds | avg | td | lg |
|---------------------|------------|------------|------------|-----------|-----------|
| DOUBS, Romeo | 4 | 109 | 27.2 | 1 | 80 |
| FOSSUM, Kaleb | 2 | 34 | 17.0 | 0 | 24 |
| MANNIX, McLane | 2 | 21 | 10.5 | 0 | 14 |
| Total | 8 | 164 | 20.5 | 1 | 80 |
| Opponents | 13 | 84 | 6.5 | 1 | 17 |

| Interceptions | no. | yds | avg | td | lg |
|----------------------|------------|------------|------------|-----------|-----------|
| ROBINS, Berdale | 1 | 0 | 0.0 | 0 | 0 |
| BROWN, Daniel | 1 | 42 | 42.0 | 1 | 42 |
| DOTSON, Jomon | 1 | 15 | 15.0 | 0 | 15 |
| Total | 3 | 57 | 19.0 | 1 | 42 |
| Opponents | 6 | 151 | 25.2 | 1 | 99 |

| Kick Returns | no. | yds | avg | td | lg |
|---------------------|------------|------------|------------|-----------|-----------|
| KINCAIDE, J. | 3 | 58 | 19.3 | 0 | 29 |
| DOTSON, Jomon | 2 | 38 | 19.0 | 0 | 23 |
| HAMMOND, Sam | 1 | 11 | 11.0 | 0 | 11 |
| TAUA, Toa | 1 | 19 | 19.0 | 0 | 19 |
| Total | 7 | 126 | 18.0 | 0 | 29 |
| Opponents | 12 | 314 | 26.2 | 1 | 98 |

| Fumble Returns | no. | yds | avg | td | lg |
|-----------------------|------------|------------|------------|-----------|-----------|
| WEBER, Lucas | 1 | 14 | 14.0 | 0 | 14 |
| REED, Malik | 1 | 48 | 48.0 | 1 | 48 |
| Total | 2 | 62 | 31.0 | 1 | 48 |
| Opponents | 0 | 0 | 0.0 | 0 | 0 |

2018 Nevada Football
Nevada Overall Individual Statistics (as of Sep 29, 2018)
All games

| Scoring | td | fg | PAT | | | | dxd | saf | pts |
|----------------|----|-----|-------|------|-----|------|-----|-----|-----|
| | | | kick | rush | rcv | pass | | | |
| AHMED, Ramiz | - | 4-6 | 23-24 | - | - | - | - | - | 35 |
| MANNIX, McLane | 5 | - | - | - | - | - | - | - | 30 |
| TAUA, Toa | 4 | - | - | - | - | - | - | - | 24 |
| COOKS, Elijah | 3 | - | - | - | - | - | - | - | 18 |
| MOORE, Kelton | 3 | - | - | - | - | - | - | - | 18 |
| KINCAIDE, J. | 2 | - | - | - | - | - | - | - | 12 |
| GANGI, Ty | 2 | - | - | - | - | 0-1 | - | - | 12 |
| O'LEARY-ORANGE | 2 | - | - | - | - | - | - | - | 12 |
| SOLANO, C. | 1 | - | - | - | - | - | - | - | 6 |
| BROWN, Daniel | 1 | - | - | - | - | - | - | - | 6 |
| REED, Malik | 1 | - | - | - | - | - | - | - | 6 |
| LEE, Devonte | 1 | - | - | - | - | - | - | - | 6 |
| DOUBS, Romeo | 1 | - | - | - | - | - | - | - | 6 |
| TEAM | - | 0-1 | 0-1 | - | - | - | - | - | 0 |
| Total | 26 | 4-7 | 23-25 | - | - | 0-1 | - | - | 191 |
| Opponents | 24 | 4-8 | 23-23 | 0-1 | - | - | - | 2 | 183 |

| Total Offense | g | plays | rush | pass | total | avg/g |
|----------------|---|-------|------|------|-------|-------|
| GANGI, Ty | 5 | 210 | 126 | 1332 | 1458 | 291.6 |
| TAUA, Toa | 5 | 56 | 407 | 79 | 486 | 97.2 |
| MOORE, Kelton | 5 | 37 | 170 | 0 | 170 | 34.0 |
| LEE, Devonte | 5 | 19 | 72 | 0 | 72 | 14.4 |
| KINCAIDE, J. | 5 | 10 | 49 | 0 | 49 | 9.8 |
| SOLANO, C. | 4 | 3 | 15 | 5 | 20 | 5.0 |
| MANNIX, McLane | 5 | 1 | 16 | 0 | 16 | 3.2 |
| WRIGHT, Blake | 2 | 4 | 14 | 0 | 14 | 7.0 |
| STRONG, Carson | 1 | 1 | 4 | 0 | 4 | 4.0 |
| NEAL, Roger | 1 | 1 | -3 | 0 | -3 | -3.0 |
| SEWELL, Nephi | 5 | 1 | -6 | 0 | -6 | -1.2 |
| FOSSUM, Kaleb | 5 | 2 | -8 | 0 | -8 | -1.6 |
| TEAM | 4 | 1 | -11 | 0 | -11 | -2.8 |
| Total | 5 | 346 | 845 | 1416 | 2261 | 452.2 |
| Opponents | 5 | 387 | 770 | 1296 | 2066 | 413.2 |

| Field Goals | fg | pct. | 01-19 | 20-29 | 30-39 | 40-49 | 50-99 | lg | blk |
|--------------|-----|------|-------|-------|-------|-------|-------|----|-----|
| AHMED, Ramiz | 4-6 | 66.7 | 0-0 | 1-1 | 1-1 | 1-1 | 1-3 | 50 | 0 |
| TEAM | 0-1 | 0.0 | 0-0 | 0-0 | 0-0 | 0-1 | 0-0 | 0 | 1 |

| FG Sequence | Nevada | Opponents |
|----------------|---------|--------------|
| Portland State | (46),40 | (31) |
| Vanderbilt | (32) | (35),(25),49 |
| Oregon State | (26) | 49,34 |
| TOLEDO | (50),52 | 35 |
| Air Force | 51 | (43) |

| Punting | no. | yds | avg | lg | tb | fc | i20 | 50+ | blk |
|-------------|-----|------|------|----|----|----|-----|-----|-----|
| CONAWAY, Q. | 24 | 983 | 41.0 | 63 | 0 | 4 | 6 | 3 | 0 |
| TEAM | 1 | 0 | 0.0 | 0 | 0 | 0 | 0 | 0 | 1 |
| GANGI, Ty | 1 | 42 | 42.0 | 42 | 0 | 0 | 1 | 0 | 0 |
| Total | 26 | 1025 | 39.4 | 63 | 0 | 4 | 7 | 3 | 1 |
| Opponents | 29 | 1196 | 41.2 | 51 | 1 | 9 | 8 | 4 | 1 |

| Kickoffs | no. | yds | avg | tb | ob | retn | net | ydln |
|--------------|-----|------|------|----|----|------|------|------|
| AHMED, Ramiz | 34 | 2152 | 63.3 | 20 | 0 | | | |
| Total | 34 | 2152 | 63.3 | 20 | 0 | 26.2 | 39.4 | 25 |
| Opponents | 32 | 1964 | 61.4 | 22 | 0 | 18.0 | 40.2 | 24 |

Numbers in (parentheses) indicate field goal was made.

2018 Nevada Football
Nevada Overall Individual Statistics (as of Sep 29, 2018)
All games

| <u>All Purpose</u> | <u>g</u> | <u>rush</u> | <u>rcv</u> | <u>pr</u> | <u>kr</u> | <u>ir</u> | <u>total</u> | <u>avg/g</u> |
|--------------------|----------|-------------|------------|-----------|-----------|-----------|--------------|--------------|
| TAUA, Toa | 5 | 407 | 30 | 0 | 19 | 0 | 456 | 91.2 |
| MANNIX, McLan | 5 | 16 | 399 | 21 | 0 | 0 | 436 | 87.2 |
| FOSSUM, Kaleb | 5 | -8 | 402 | 34 | 0 | 0 | 428 | 85.6 |
| MOORE, Kelton | 5 | 170 | 50 | 0 | 0 | 0 | 220 | 44.0 |
| DOUBS, Romeo | 5 | 0 | 109 | 109 | 0 | 0 | 218 | 43.6 |
| KINCAIDE, J. | 5 | 49 | 97 | 0 | 58 | 0 | 204 | 40.8 |
| GANGI, Ty | 5 | 126 | 0 | 0 | 0 | 0 | 126 | 25.2 |
| COOKS, Elijah | 5 | 0 | 117 | 0 | 0 | 0 | 117 | 23.4 |
| O'LEARY-ORAN | 3 | 0 | 87 | 0 | 0 | 0 | 87 | 29.0 |
| LEE, Devonte | 5 | 72 | 8 | 0 | 0 | 0 | 80 | 16.0 |
| HENLEY, Daiya | 5 | 0 | 62 | 0 | 0 | 0 | 62 | 12.4 |
| DOTSON, Jomo | 5 | 0 | 0 | 0 | 38 | 15 | 53 | 10.6 |
| BROWN, Daniel | 5 | 0 | 0 | 0 | 0 | 42 | 42 | 8.4 |
| ARMSTRONG, | 5 | 0 | 30 | 0 | 0 | 0 | 30 | 6.0 |
| CARTER-WELL | 5 | 0 | 16 | 0 | 0 | 0 | 16 | 3.2 |
| SOLANO, C. | 4 | 15 | 0 | 0 | 0 | 0 | 15 | 3.8 |
| WRIGHT, Blake | 2 | 14 | 0 | 0 | 0 | 0 | 14 | 7.0 |
| HAMMOND, Sa | 5 | 0 | 0 | 0 | 11 | 0 | 11 | 2.2 |
| CHRISTIAN, D. | 5 | 0 | 5 | 0 | 0 | 0 | 5 | 1.0 |
| STRONG, Carso | 1 | 4 | 0 | 0 | 0 | 0 | 4 | 4.0 |
| ZAMUDIO, Ian | 1 | 0 | 4 | 0 | 0 | 0 | 4 | 4.0 |
| NEAL, Roger | 1 | -3 | 0 | 0 | 0 | 0 | -3 | -3.0 |
| SEWELL, Nephi | 5 | -6 | 0 | 0 | 0 | 0 | -6 | -1.2 |
| TEAM | 4 | -11 | 0 | 0 | 0 | 0 | -11 | -2.8 |
| Total | 5 | 845 | 1416 | 164 | 126 | 57 | 2608 | 521.6 |
| Opponents | 5 | 770 | 1296 | 84 | 314 | 151 | 2615 | 523.0 |

2018 Nevada Football
Nevada Overall Defensive Statistics (as of Sep 29, 2018)
All games

| ## | Defensive Leaders | gp | Tackles | | | | Sacks no-yds | Pass defense | | | Fumbles | | blkd | |
|-----------|-------------------|----|---------|-----|-----|---------|-----------------|--------------|------|-----|---------|----|------|-----|
| | | | ua | a | tot | tfl/yds | | int-yds | brup | qbh | rcv-yds | ff | kick | saf |
| 2 | RUFUS, Asauni | 5 | 16 | 12 | 28 | 3.5-19 | 1.0-13 | . | . | . | . | 1 | . | . |
| 7 | SEWELL, Gabe | 5 | 15 | 12 | 27 | 3.5-12 | 2.0-5 | . | . | 1 | . | . | . | . |
| 5 | BABER, Dameon | 5 | 13 | 14 | 27 | . | . | . | 2 | . | . | . | . | . |
| 90 | REED, Malik | 5 | 21 | 5 | 26 | 7.0-38 | 3.0-24 | . | . | 2 | 2-48 | 3 | . | . |
| 23 | DOTSON, Jomon | 5 | 19 | 5 | 24 | . | . | 1-15 | . | . | 1-0 | . | . | . |
| 24 | WEBER, Lucas | 5 | 11 | 12 | 23 | 2.0-3 | . | . | 1 | . | 1-14 | . | . | . |
| 25 | BROWN, Daniel | 5 | 14 | 7 | 21 | 0.5-2 | . | 1-42 | 2 | . | . | . | . | . |
| 99 | RUSH, Korey | 5 | 9 | 10 | 19 | 6.5-29 | 3.0-15 | . | . | 2 | . | . | . | . |
| 6 | SEWELL, Nephi | 5 | 12 | 6 | 18 | 3.0-5 | . | . | 1 | . | . | . | . | . |
| 30 | HALL, Lawson | 5 | 8 | 10 | 18 | 2.5-4 | . | . | . | . | . | . | . | . |
| 51 | PETERSON, Dom | 5 | 7 | 7 | 14 | 2.5-10 | 1.0-7 | . | 1 | . | 1-0 | . | . | . |
| 9 | BRENT, Justin | 5 | 8 | 5 | 13 | 2.0-9 | 1.0-8 | . | . | . | 1-0 | 1 | . | . |
| 3 | ROBINS, Berdale | 4 | 10 | 2 | 12 | . | . | 1-0 | 5 | . | . | . | . | . |
| 91 | LOPEZ, Adam | 5 | 7 | 4 | 11 | 2.0-4 | 1.0-3 | . | 1 | . | . | . | . | . |
| 96 | SEKONA, Hausia | 5 | 5 | 6 | 11 | 1.0-2 | . | . | . | . | . | 1 | . | . |
| 16 | BROADY, Maliek | 5 | 5 | 4 | 9 | 4.0-16 | 2.0-14 | . | . | . | . | . | . | . |
| 52 | ADAMS, Kyle | 4 | 6 | 3 | 9 | 1.5-5 | . | . | . | . | . | . | . | . |
| 4 | MUHAMMAD, EJ | 2 | 4 | 4 | 8 | . | . | . | 2 | . | . | . | . | . |
| 92 | MEDER, Kaleb | 5 | 3 | 5 | 8 | 1.0-6 | 1.0-6 | . | . | . | . | . | . | . |
| 78 | MCDADE, Jarius | 5 | 4 | 4 | 8 | 1.5-3 | . | . | . | . | . | . | . | . |
| 20 | WILLIAMS, Tyson | 2 | 5 | 1 | 6 | 1.0-4 | . | . | 1 | . | . | . | . | . |
| 8 | FOTOFILI, James | 5 | 3 | 3 | 6 | 2.5-6 | . | . | . | . | . | . | . | . |
| 98 | HAMMOND, Sam | 5 | 1 | 4 | 5 | . | . | . | . | . | . | . | 1 | . |
| 14 | JACKSON, M. | 2 | 1 | 3 | 4 | 0.5-1 | . | . | . | . | . | . | . | . |
| 28 | ARNOLD, Austin | 5 | 2 | 1 | 3 | . | . | . | . | . | . | . | . | . |
| 29 | HAMILTON, I. | 4 | 2 | . | 2 | . | . | . | . | . | . | . | . | . |
| 49 | CARTER-WELLS, T | 5 | 1 | 1 | 2 | . | . | . | . | . | . | . | . | . |
| 13 | LEE, Jordan | 5 | 1 | 1 | 2 | . | . | . | . | . | . | . | . | . |
| 54 | GREEN, Chris | 3 | . | 2 | 2 | . | . | . | . | . | . | . | . | . |
| 47 | TOOMER, K. | 2 | 2 | . | 2 | . | . | . | . | . | . | . | . | . |
| 0B | LEE, Devonte | 5 | 1 | . | 1 | . | . | . | . | . | . | . | . | . |
| 12 | HANKINS, A. | 3 | 1 | . | 1 | . | . | . | . | . | . | . | . | . |
| 1G | O'LEARY-ORANGE | 3 | 1 | . | 1 | . | . | . | . | . | . | . | . | . |
| 5D | LEDBETTER, J. | 4 | 1 | . | 1 | . | . | . | . | . | . | . | . | . |
| 57 | LEWIS, Jaden | 1 | . | 1 | 1 | . | . | . | . | . | . | . | . | . |
| 1A | HENLEY, Daiyan | 5 | 1 | . | 1 | . | . | . | . | . | . | . | . | . |
| Total | | 5 | 220 | 154 | 374 | 48-178 | 15-95 | 3-57 | 16 | 5 | 6-62 | 6 | 1 | . |
| Opponents | | 5 | 192 | 118 | 310 | 30-93 | 5-33 | 6-151 | 16 | 8 | 4-0 | 4 | 3 | 2 |

2018 Nevada Football
Nevada Game Superlatives (as of Sep 29, 2018)
All games

INDIVIDUAL GAME HIGHS

| | | |
|---------------------|------|-------------------------------------------------|
| Rushes | 15 | TAUA, Toa at TOLEDO (Sep 22, 2018) |
| Yards Rushing | 170 | TAUA, Toa at TOLEDO (Sep 22, 2018) |
| TD Rushes | 3 | TAUA, Toa at TOLEDO (Sep 22, 2018) |
| Long Rush | 66 | TAUA, Toa at TOLEDO (Sep 22, 2018) |
| Pass attempts | 50 | GANGI, Ty at TOLEDO (Sep 22, 2018) |
| Pass completions | 29 | GANGI, Ty at TOLEDO (Sep 22, 2018) |
| Yards Passing | 342 | GANGI, Ty vs Portland State (Aug 31, 2018) |
| TD Passes | 4 | GANGI, Ty at Air Force (Sep 29, 2018) |
| Long Pass | 73 | TAUA, Toa vs Portland State (Aug 31, 2018) |
| Receptions | 14 | FOSSUM, Kaleb at TOLEDO (Sep 22, 2018) |
| Yards Receiving | 150 | FOSSUM, Kaleb at TOLEDO (Sep 22, 2018) |
| TD Receptions | 3 | MANNIX, McLane vs Portland State (Aug 31, 2018) |
| Long Reception | 73 | KINCAIDE, J. vs Portland State (Aug 31, 2018) |
| Field Goals | 1 | AHMED, Ramiz vs Portland State (Aug 31, 2018) |
| | 1 | AHMED, Ramiz at Vanderbilt (Sep 08, 2018) |
| | 1 | AHMED, Ramiz vs Oregon State (Sep 15, 2018) |
| | 1 | AHMED, Ramiz at TOLEDO (Sep 22, 2018) |
| Long Field Goal | 50 | AHMED, Ramiz at TOLEDO (Sep 22, 2018) |
| Punts | 7 | CONAWAY, Q. vs Oregon State (Sep 15, 2018) |
| Punting Avg | 44.7 | CONAWAY, Q. vs Oregon State (Sep 15, 2018) |
| Long Punt | 63 | CONAWAY, Q. vs Oregon State (Sep 15, 2018) |
| Punts inside 20 | 3 | CONAWAY, Q. vs Oregon State (Sep 15, 2018) |
| Long Punt Return | 80 | DOUBS, Romeo vs Portland State (Aug 31, 2018) |
| Long Kickoff Return | 29 | KINCAIDE, J. at TOLEDO (Sep 22, 2018) |
| Tackles | 11 | DOTSON, Jomon vs Oregon State (Sep 15, 2018) |
| Sacks | 1.0 | SEWELL, Gabe vs Portland State (Aug 31, 2018) |
| | 1.0 | BROADY, Maliek vs Portland State (Aug 31, 2018) |
| | 1.0 | REED, Malik vs Portland State (Aug 31, 2018) |
| | 1.0 | RUSH, Korey vs Portland State (Aug 31, 2018) |
| | 1.0 | PETERSON, Dom at Vanderbilt (Sep 08, 2018) |
| | 1.0 | RUFUS, Asauni vs Oregon State (Sep 15, 2018) |
| | 1.0 | BROADY, Maliek vs Oregon State (Sep 15, 2018) |
| | 1.0 | REED, Malik vs Oregon State (Sep 15, 2018) |
| | 1.0 | MEDER, Kaleb vs Oregon State (Sep 15, 2018) |
| | 1.0 | RUSH, Korey vs Oregon State (Sep 15, 2018) |
| | 1.0 | SEWELL, Gabe at TOLEDO (Sep 22, 2018) |
| | 1.0 | BRENT, Justin at TOLEDO (Sep 22, 2018) |
| | 1.0 | LOPEZ, Adam at TOLEDO (Sep 22, 2018) |
| | 1.0 | REED, Malik at Air Force (Sep 29, 2018) |
| | 1.0 | RUSH, Korey at Air Force (Sep 29, 2018) |
| Tackles For Loss | 3.0 | REED, Malik at Air Force (Sep 29, 2018) |
| Interceptions | 1 | BROWN, Daniel vs Portland State (Aug 31, 2018) |
| | 1 | ROBINS, Berdale vs Oregon State (Sep 15, 2018) |
| | 1 | DOTSON, Jomon vs Oregon State (Sep 15, 2018) |

2018 Nevada Football
Nevada Game Superlatives (as of Sep 29, 2018)
All games

TEAM GAME HIGHS

| | | |
|------------------|------|----------------------------------|
| Rushes | 35 | vs Portland State (Aug 31, 2018) |
| | 35 | at TOLEDO (Sep 22, 2018) |
| Yards Rushing | 262 | at TOLEDO (Sep 22, 2018) |
| Yards Per Rush | 7.5 | at TOLEDO (Sep 22, 2018) |
| TD Rushes | 5 | at TOLEDO (Sep 22, 2018) |
| Pass attempts | 50 | at TOLEDO (Sep 22, 2018) |
| Pass completions | 29 | at TOLEDO (Sep 22, 2018) |
| Yards Passing | 420 | vs Portland State (Aug 31, 2018) |
| Yards Per Pass | 15.0 | vs Portland State (Aug 31, 2018) |
| TD Passes | 4 | vs Portland State (Aug 31, 2018) |
| | 4 | at Air Force (Sep 29, 2018) |
| Total Plays | 85 | at TOLEDO (Sep 22, 2018) |
| Total Offense | 636 | vs Portland State (Aug 31, 2018) |
| Yards Per Play | 10.1 | vs Portland State (Aug 31, 2018) |
| Points | 72 | vs Portland State (Aug 31, 2018) |
| Sacks By | 5 | vs Oregon State (Sep 15, 2018) |
| First Downs | 27 | at TOLEDO (Sep 22, 2018) |
| Penalties | 13 | at Air Force (Sep 29, 2018) |
| Penalty Yards | 106 | vs Portland State (Aug 31, 2018) |
| Turnovers | 4 | at Vanderbilt (Sep 08, 2018) |
| Interceptions By | 2 | vs Oregon State (Sep 15, 2018) |
| Punts | 8 | vs Oregon State (Sep 15, 2018) |
| Punting Avg | 44.4 | vs Oregon State (Sep 15, 2018) |
| Long Punt | 63 | vs Oregon State (Sep 15, 2018) |
| Punts inside 20 | 4 | vs Oregon State (Sep 15, 2018) |
| Long Punt Return | 80 | vs Portland State (Aug 31, 2018) |

2018 Nevada Football
Nevada Game Superlatives (as of Sep 29, 2018)
All games

OPPONENT INDIVIDUAL GAME HIGHS

| | | |
|---------------------|------|---------------------------------------------------|
| Rushes | 25 | Jefferson, J., vs Oregon State (Sep 15, 2018) |
| Yards Rushing | 131 | GUADAGNI, M., at TOLEDO (Sep 22, 2018) |
| TD Rushes | 2 | Ke'Shawn Vaughn, at Vanderbilt (Sep 08, 2018) |
| | 2 | Jefferson, J., vs Oregon State (Sep 15, 2018) |
| | 2 | GUADAGNI, M., at TOLEDO (Sep 22, 2018) |
| Long Rush | 46 | Ke'Shawn Vaughn, at Vanderbilt (Sep 08, 2018) |
| Pass attempts | 35 | Luton, Jake, vs Oregon State (Sep 15, 2018) |
| Pass completions | 23 | Kyle Shurmur, at Vanderbilt (Sep 08, 2018) |
| | 23 | Luton, Jake, vs Oregon State (Sep 15, 2018) |
| Yards Passing | 284 | Luton, Jake, vs Oregon State (Sep 15, 2018) |
| TD Passes | 4 | GUADAGNI, M., at TOLEDO (Sep 22, 2018) |
| Long Pass | 75 | ALEXANDER,Davis, vs Portland State (Aug 31, 2018) |
| Receptions | 14 | Hodgins, Isaiah, vs Oregon State (Sep 15, 2018) |
| Yards Receiving | 200 | Hodgins, Isaiah, vs Oregon State (Sep 15, 2018) |
| TD Receptions | 3 | THOMPSON, Cody, at TOLEDO (Sep 22, 2018) |
| Long Reception | 75 | TAUMOEPEAU,C., vs Portland State (Aug 31, 2018) |
| Field Goals | 2 | Ryley Guay, at Vanderbilt (Sep 08, 2018) |
| Long Field Goal | 43 | KOEHNKE, Jake, at Air Force (Sep 29, 2018) |
| Punts | 10 | NIESNER,Ben, vs Portland State (Aug 31, 2018) |
| Punting Avg | 47.0 | Parker Thome, at Vanderbilt (Sep 08, 2018) |
| Long Punt | 51 | FLINT, Bailey, at TOLEDO (Sep 22, 2018) |
| | 51 | SCOTT, Charlie, at Air Force (Sep 29, 2018) |
| Punts inside 20 | 3 | NIESNER,Ben, vs Portland State (Aug 31, 2018) |
| | 3 | FLINT, Bailey, at TOLEDO (Sep 22, 2018) |
| Long Punt Return | 17 | CLEVELAND, Rona, at Air Force (Sep 29, 2018) |
| Long Kickoff Return | 98 | JOHNSON, Di., at TOLEDO (Sep 22, 2018) |
| Tackles | 12 | FEJEDELEM, Jere, at Air Force (Sep 29, 2018) |
| Sacks | 1.0 | LaDarius Wiley, at Vanderbilt (Sep 08, 2018) |
| | 1.0 | Kenny Hebert, at Vanderbilt (Sep 08, 2018) |
| | 1.0 | SKIPPER, Tuzar, at TOLEDO (Sep 22, 2018) |
| Tackles For Loss | 3.0 | Josh Smith, at Vanderbilt (Sep 08, 2018) |
| Interceptions | 1 | HOWELL,Maxwell, vs Portland State (Aug 31, 2018) |
| | 1 | J. Williams, at Vanderbilt (Sep 08, 2018) |
| | 1 | Allan George, at Vanderbilt (Sep 08, 2018) |
| | 1 | McCartan, John, vs Oregon State (Sep 15, 2018) |
| | 1 | OLEKANMA, R., at TOLEDO (Sep 22, 2018) |
| | 1 | LEWIS, Zane, at Air Force (Sep 29, 2018) |

2018 Nevada Football
Nevada Game Superlatives (as of Sep 29, 2018)
All games

OPPONENT TEAM GAME HIGHS

| | | |
|------------------|------|----------------------------------|
| Rushes | 51 | at Air Force (Sep 29, 2018) |
| Yards Rushing | 230 | at TOLEDO (Sep 22, 2018) |
| Yards Per Rush | 5.1 | at Vanderbilt (Sep 08, 2018) |
| TD Rushes | 3 | at Vanderbilt (Sep 08, 2018) |
| | 3 | vs Oregon State (Sep 15, 2018) |
| Pass attempts | 56 | vs Oregon State (Sep 15, 2018) |
| Pass completions | 35 | vs Oregon State (Sep 15, 2018) |
| Yards Passing | 459 | vs Oregon State (Sep 15, 2018) |
| Yards Per Pass | 9.2 | at TOLEDO (Sep 22, 2018) |
| TD Passes | 5 | at TOLEDO (Sep 22, 2018) |
| Total Plays | 96 | vs Oregon State (Sep 15, 2018) |
| Total Offense | 540 | vs Oregon State (Sep 15, 2018) |
| Yards Per Play | 6.5 | at TOLEDO (Sep 22, 2018) |
| Points | 63 | at TOLEDO (Sep 22, 2018) |
| Sacks By | 2 | at Vanderbilt (Sep 08, 2018) |
| First Downs | 28 | vs Oregon State (Sep 15, 2018) |
| Penalties | 8 | vs Portland State (Aug 31, 2018) |
| Penalty Yards | 65 | at TOLEDO (Sep 22, 2018) |
| Turnovers | 3 | vs Oregon State (Sep 15, 2018) |
| Interceptions By | 2 | at Vanderbilt (Sep 08, 2018) |
| Punts | 11 | vs Portland State (Aug 31, 2018) |
| Punting Avg | 47.0 | at Vanderbilt (Sep 08, 2018) |
| Long Punt | 51 | at TOLEDO (Sep 22, 2018) |
| | 51 | at Air Force (Sep 29, 2018) |
| Punts inside 20 | 3 | vs Portland State (Aug 31, 2018) |
| | 3 | at TOLEDO (Sep 22, 2018) |
| Long Punt Return | 17 | at Air Force (Sep 29, 2018) |

2018 Nevada Football
Nevada Games Played (as of Sep 29, 2018)
All games

| ## | PLAYER | GP-GS | PSU | VANDY | OSU | TOLEDO | AF |
|----|-----------------|-------|-------|-------|-------|--------|-------|
| 52 | ADAMS, Kyle | 4/- | XXX | ... | XXX | XXX | XXX |
| 26 | AHMED, Ramiz | 5/- | XXX | XXX | XXX | XXX | XXX |
| 1E | ARMSTRONG, T. | 5/- | XXX | XXX | XXX | XXX | XXX |
| 28 | ARNOLD, Austin | 5/1 | START | XXX | XXX | XXX | XXX |
| 5 | BABER, Dameon | 5/4 | XXX | START | START | START | START |
| 72 | BEACH, Miles | 5/2 | START | START | XXX | XXX | XXX |
| 55 | BONSALL, Alec | 1/- | XXX | ... | ... | ... | ... |
| 34 | BRADLEY, Josiah | 3/- | XXX | XXX | XXX | ... | ... |
| 9 | BRENT, Justin | 5/- | XXX | XXX | XXX | XXX | XXX |
| 16 | BROADY, Maliek | 5/- | XXX | XXX | XXX | XXX | XXX |
| 86 | BROCKS, Ryan | 3/- | XXX | XXX | XXX | ... | ... |
| 25 | BROWN, Daniel | 5/5 | START | START | START | START | START |
| 76 | BROWN, Nate | 5/5 | START | START | START | START | START |
| 49 | CARTER-WELLS, T | 5/3 | XXX | START | XXX | START | START |
| 1D | CHRISTIAN, D. | 5/- | XXX | XXX | XXX | XXX | XXX |
| 33 | CLAIBORNE, J. | 4/- | XXX | XXX | XXX | XXX | ... |
| 44 | COLLONS, Kori | 1/- | XXX | ... | ... | ... | ... |
| 35 | CONAWAY, Q. | 5/- | XXX | XXX | XXX | XXX | XXX |
| 0D | COOKS, Elijah | 5/1 | START | XXX | XXX | XXX | XXX |
| 67 | DAVIS, Gray | 4/- | XXX | XXX | ... | XXX | XXX |
| 23 | DOTSON, Jomon | 5/3 | XXX | XXX | START | START | START |
| 0G | DOUBS, Romeo | 5/3 | XXX | XXX | START | START | START |
| 70 | EDWARDS, Nathan | 5/- | XXX | XXX | XXX | XXX | XXX |
| 42 | FARNSWORTH, Wes | 5/- | XXX | XXX | XXX | XXX | XXX |
| 0C | FOSSUM, Kaleb | 5/2 | START | XXX | START | XXX | XXX |
| 8 | FOTOFILI, James | 5/- | XXX | XXX | XXX | XXX | XXX |
| 65 | FROST, Aaron | 3/1 | ... | ... | XXX | START | XXX |
| 0F | GANGI, Ty | 5/5 | START | START | START | START | START |
| 81 | GOODWIN, Theo | 1/- | XXX | ... | ... | ... | ... |
| 54 | GREEN, Chris | 3/- | ... | ... | XXX | XXX | XXX |
| 30 | HALL, Lawson | 5/1 | XXX | XXX | START | XXX | XXX |
| 29 | HAMILTON, I. | 4/- | XXX | XXX | XXX | XXX | ... |
| 98 | HAMMOND, Sam | 5/- | XXX | XXX | XXX | XXX | XXX |
| 12 | HANKINS, A. | 3/- | XXX | XXX | ... | ... | XXX |
| 1A | HENLEY, Daiyan | 5/2 | START | START | XXX | XXX | XXX |
| 14 | JACKSON, M. | 2/- | XXX | XXX | ... | ... | ... |
| 63 | JOHNSON, Amir | 1/- | XXX | ... | ... | ... | ... |
| 19 | JOHNSON, D. | 3/- | XXX | ... | XXX | XXX | ... |
| 18 | JOHNSON, Emany | 2/- | ... | ... | XXX | XXX | ... |
| 0E | KINCAIDE, J. | 5/1 | XXX | XXX | START | XXX | XXX |
| 64 | KREPSZ, Sean | 2/1 | ... | ... | ... | XXX | START |
| 0I | LAPPIN, C. | 4/- | XXX | XXX | XXX | ... | XXX |
| 5D | LEDBETTER, J. | 4/1 | XXX | XXX | START | XXX | ... |
| 0B | LEE, Devonte | 5/- | XXX | XXX | XXX | XXX | XXX |
| 13 | LEE, Jordan | 5/- | XXX | XXX | XXX | XXX | XXX |
| 57 | LEWIS, Jaden | 1/- | XXX | ... | ... | ... | ... |
| 91 | LOPEZ, Adam | 5/1 | XXX | START | XXX | XXX | XXX |

2018 Nevada Football
Nevada Games Played (as of Sep 29, 2018)
All games

| ## | PLAYER | GP-GS | PSU | VANDY | OSU | TOLEDO | AF |
|----|-----------------|-------|-------|-------|-------|--------|-------|
| 73 | LOVE, C. | 1/- | XXX | ... | ... | ... | ... |
| 1 | MANNIX, McLane | 5/5 | START | START | START | START | START |
| 78 | MCDADE, Jarius | 5/- | XXX | XXX | XXX | XXX | XXX |
| 92 | MEDER, Kaleb | 5/1 | START | XXX | XXX | XXX | XXX |
| 5F | MEYER, Kalei | 5/4 | START | START | START | START | XXX |
| 2C | MOORE, Kelton | 5/4 | START | START | XXX | START | START |
| 4 | MUHAMMAD, EJ | 2/2 | START | START | ... | ... | ... |
| 2E | NEAL, Roger | 1/- | XXX | ... | ... | ... | ... |
| 71 | NELSON, Jake | 5/5 | START | START | START | START | START |
| 1H | NEVILLE, Reese | 2/- | XXX | XXX | ... | ... | ... |
| 1G | O'LEARY-ORANGE | 3/3 | ... | START | START | ... | START |
| 62 | PALOMARES, A. | 5/5 | START | START | START | START | START |
| 51 | PETERSON, Dom | 5/3 | XXX | XXX | START | START | START |
| 48 | PETTIT, Spencer | 2/- | XXX | ... | ... | XXX | ... |
| 60 | PORTER, Dylan | 1/- | XXX | ... | ... | ... | ... |
| 38 | POWERS, Jack | 1/- | XXX | ... | ... | ... | ... |
| 45 | PRICE, Trevor | 3/- | XXX | ... | XXX | XXX | ... |
| 90 | REED, Malik | 5/5 | START | START | START | START | START |
| 31 | ROBERSON, R. | 5/1 | XXX | XXX | XXX | START | XXX |
| 3 | ROBINS, Berdale | 4/- | XXX | XXX | XXX | XXX | ... |
| 2 | RUFUS, Asauni | 5/5 | START | START | START | START | START |
| 99 | RUSH, Korey | 5/5 | START | START | START | START | START |
| 96 | SEKONA, Hausia | 5/5 | START | START | START | START | START |
| 7 | SEWELL, Gabe | 5/4 | START | START | XXX | START | START |
| 6 | SEWELL, Nephi | 5/4 | START | START | START | START | XXX |
| 1C | SOLANO, C. | 4/- | XXX | ... | XXX | XXX | XXX |
| 1B | STRONG, Carson | 1/- | XXX | ... | ... | ... | ... |
| 61 | TANCRETO, Alex | 1/- | XXX | ... | ... | ... | ... |
| 3E | TAUA, Toa | 5/- | XXX | XXX | XXX | XXX | XXX |
| 47 | TOOMER, K. | 2/- | XXX | XXX | ... | ... | ... |
| 10 | TOURAY, Lamin | 1/- | XXX | ... | ... | ... | ... |
| 11 | TURNER, Cole | 5/- | XXX | XXX | XXX | XXX | XXX |
| 24 | WEBER, Lucas | 5/5 | START | START | START | START | START |
| 11 | WILLIAMS, Tyson | 2/1 | ... | ... | ... | XXX | START |
| 3C | WRIGHT, Blake | 2/- | XXX | XXX | ... | ... | ... |
| 82 | ZAMUDIO, Ian | 1/- | XXX | ... | ... | ... | ... |