

NEBRASKA WESLEYAN 2017 FOOTBALL



Game 3 • Sept. 16 • Coe, 1:00 p.m. • Abel Stadium • Lincoln, Neb.




NEBRASKA WESLEYAN
(0-2, 0-0 IIAC)





COE COLLEGE
(2-0, 0-0 IIAC)


SCHEDULE | RESULTS


	CONCORDIA L, 14-34 Saturday, Sept. 2 • 1 p.m. Abel Stadium • Lincoln, Neb.
--	--


	@ILLINOIS WESLEYAN L, 21-42 Saturday, Sept. 9 • 1 p.m. Tucci Stadium • Bloomington, Ill.
--	--


	COE Saturday, Sept. 16 • 1 p.m. Abel Stadium • Lincoln, Neb.
--	---

	@CENTRAL Saturday, Sept. 23 • 1 p.m. Schipper Stadium • Pella, Iowa
---	--


	LORAS Saturday, Sept. 30 • 1 p.m. Abel Stadium • Lincoln, Neb.
--	---

	@LUTHER Saturday, Oct. 7 • 1 p.m. Carlson Field • Decorah, Iowa
--	--

	DUBUQUE Saturday, Oct. 14 • 1 p.m. Abel Stadium • Lincoln, Neb.
--	--

	@BUENA VISTA Saturday, Oct. 21 • 1 p.m. Rollins Stadium • Storm Lake, Iowa
--	---

	SIMPSON Saturday, Nov. 4 • 1 p.m. Abel Stadium • Lincoln, Neb.
--	---

	@WARTBURG Saturday, Nov. 11 • 1 p.m. Walston-Hoover Stadium • Waverly, Iowa
--	--

KICKOFF/DATE:.....1 p.m. | Saturday, Sept. 16, 2017
RANKINGS:.....Nebraska Wesleyan (Not Ranked)
Coe (Receiving Votes - d3football.com)
COACHES:.....NWU (Brian Keller; 22nd Year, 112-101)
Coe (Tyler Staker; 2nd Year, 13-1)
RADIO:.....KFOR 1480 AM/101.5 FM /espn1480.com
Dick Janda, Play-by-Play
TELEVISION:.....LNKTV Sports/NWU Sports Network
Jeff Motz, Play-by-Play; John Harris, Color
SERIES HISTORY:.....2nd Meeting (Coe leads 1-0)
LIVE VIDEO:.....<http://portal.stretchinternet.com/nwu/>
LIVE STATS:.....<http://portal.stretchinternet.com/iwu/>
TWITTER:.....@NWUSports , @NWUFootball

GAME STORYLINES

- The Prairie Wolves football team opens conference play this Saturday when they host last year's IIAC regular season champion Coe College
- Coe College is off to a 2-0 start after posting a school record 11 victories in 2016. The Kohawks have now won 13 straight regular season games dating back to 2015.
- NWU set three different passing records last week in a loss to No. 14 Illinois Wesleyan, including 461 passing yards from QB Jonathan Curti.
- The Prairie Wolves defense has struggled against the run ranking last in the IIAC allowing 252 yards a game. They will face a Coe rushing attack that is second in the conference at 220 yards a game.
- Coe is receiving votes in the DIII Top 25 poll coming in at No. 27. Each of NWU's first two opponents are ranked in this week's Top 25 poll.





Nebraska Wesleyan University

- General Information -

LocationLincoln, Neb.
 President..... Dr. Fred Ohles
 Enrollment.....1,800
 National AffiliationNCAA Division III
 ConferenceIowa Intercollegiate Athletic (IAC)
 NicknamePrairie Wolves
 ColorsBlack/Brown/Gold
 Stadium (Capacity)..... Abel Stadium (2,300)
 SurfaceFieldTurf
 Athletic DirectorDr. Ira Zeff

- Football Information -

Head Coach..... Brian Keller
 Alma Mater..... Nebraska Wesleyan, '83
 Record at NWU 112-101 (.526)
 Career Record same
 Phone 402-465-2354
Assistant Coaches
 Kevin Crume..... Defensive Coordinator
 Caleb Armstrong Linebackers/Special Teams
 Ray Corona Kickers/Punters
 Alex Czeranko Wide Receivers
 Tyler Francis Quarterbacks
 Paul Harris Defensive Line
 Mike Johnson Defensive Line
 Corey Jones Slots
 Rod Jones Offensive Line
 Chip Lange Running Backs
 Dan Thurin..... Linebackers
 Dave Watenpaugh Tight Ends
First Year of Football 1896
All-Time Record 502-440-42
2016 Record 4-6
Overall Conference Titles22
Overall IAC Titles0
Playoff Appearances5
Postseason Record 1-5
Last Postseason Appearance.....2000 (NAIA)
Result: lost to Northwestern Okla. State, 13-40

Media Contact

Nebraska Wesleyan University

Alex Linden, Sports Information Director
 Office: (402) 465-2151
 Cell: (402) 429-6845
 Email: sid@nebrwesleyan.edu



NEBRASKA WESLEYAN

Record: 0-2 (0-0 IAC)

Sept. 2 CONCORDIA COLLEGE..... L, 14-34
 Sept. 9 at #14 Illinois Wesleyan L, 21-42
Sept. 16 COE* 1:00 pm
 Sept. 23 at Central* 1:00 pm
 Sept. 30 LORAS* 1:00 pm
 Oct. 7 at Luther* 1:00 pm
 Oct. 14 DUBUQUE* 1:00 pm
 Oct. 21 at Buena Vista* 1:00 pm
 Nov. 4 SIMPSON* 1:00 pm
 Nov. 11 at Wartburg* 1:00 pm

* Iowa Intercollegiate Athletic Conference game



COE COLLEGE

Record: 2-0 (0-0 IAC)

Sept. 2 at WISCONSIN-RIVER FALLSW, 13-9
Sept. 9 CORNELL COLLEGEW, 59-21
 Sept. 16 at NEBRASKA WESLEYAN 1:00 pm
 Sept. 23 SIMPSON 1:00 pm
 Sept. 30 at WARTBURG 1:00 pm
 Oct. 14 CENTRAL 1:00 pm
 Oct. 21 at LORAS 1:00 pm
 Oct. 28 LUTHER 1:00 pm
 Nov. 4 at DUBUQUE 1:00 pm
 Nov. 11 BUENA VISTA 1:00 pm





THE COACHES

Nebraska Wesleyan's **Brian Keller** begins his 22nd season at the helm of his alma mater (NWU '83). The winningest coach in NWU football history, Keller has compiled a **112-101 (.526)** record in his 21 seasons.

Keller still holds the distinction of the longest tenured head coach among all Iowa Conference programs. He went 3-5 against IAC teams in his first year in the league.

Tyler Staker begins year two as the head football coach of his alma mater. Staker had an unbelievable first season as coach of the Kohawks leading the team to a school 11 victories and the 2016 IAC championship. He was named the IAC Coach of the Year and the West Region Coach of the Year.

Staker was an All-Conference defensive back at Coe from 2002-05, then served as an assistant coach for 10 seasons before taking over as head coach replacing his father who retired in 2015.

THE NWU-COE COLLEGE SERIES

Saturday will be the second all-time meeting between NWU and Coe College in football. Last year the two teams met for the first time at Abel Stadium in Lincoln with the Kohawks earning a 48-17 victory.

The homecoming contest went through two different weather delays and was played in constant rain showers.

NWU AGAINST THE IAC

This weekend marks the beginning of year two in the Iowa Conference for the Nebraska Wesleyan football team.

In their inaugural year in the league, the Prairie Wolves went 3-5 facing a majority of the teams for the first time ever in football one year ago.

Nebraska Wesleyan was picked to finish 6th in this season's IAC Preseason Poll.

SUCCESS AT ABEL STADIUM

During head coach Brian Keller's tenure, the Prairie Wolves have enjoyed playing on their home turf at Abel Stadium and on Weary Field. NWU is 61-48 in home games the past 22 seasons.

NWU surprisingly struggled at home last season, dropping four straight home games for the first time since 2003. They ended the streak by winning the season finale senior day game over Loras for their first IAC home win.

The Prairie Wolves were 1-3 at home against Iowa Conference teams last season.

AVOIDING AN 0-3 START

NWU wants to avoid an 0-3 start to the 2017 season. The Prairie Wolves haven't started 0-3 since 2010. They also started 0-3 during the 2008 season.

In both of those seasons, two of the three Prairie Wolves losses were to nationally-ranked opponents.

Only three times in Coach Keller's 21 seasons have the Prairie Wolves got off to a 0-3 start.

CURTI HAS RECORD SETTING PERFORMANCE

Making only his second career start at quarterback, sophomore **Jonathan Curti** set several passing records last week in the loss at Illinois Wesleyan.

Curti (Colorado Springs, Colo.) was named the IAC Offensive Player of the Week for his big performance passing for a school record 461 yards to break the previous record that was set by Scott Cooper in 1986.

Curti was 32-65 with three touchdowns and just one interception, a big improvement from his opening week performance. The 65 pass attempts broke the previous record of 58 set by current NWU Quarterback Coach Tyler Francis. His other record came on the 93-yard TD pass to Bryce Darner to become the longest ever TD reception.

Through two games, Curti leads the IAC in passing averaging 361.5 yards a game.



DARNER'S BIG DAY INCLUDES RECORD SETTING CATCH

Senior **Bryce Darner** had his biggest day as a receiver in a Prairie Wolves uniform last Saturday.

Darner (Gretna, Neb.) set new career-highs with seven catches and 173 yards including one touchdown. The 173 receiving yards was the 7th best single game performance in NWU history.

The senior offensive team captain did get his name in the record books when he caught a 93-yard TD pass from Jonathan Curti. Darner now has the longest TD reception in school history, breaking the old record of 86 yards.



PELKEY MAKES TWO TOUCHDOWN GRABS

Junior **Bradley Pelkey** has proven to be a big-play receiver through the first two games. Last week, Pelkey made three catches for 74 yards with two touchdowns. His two touchdowns in last week's game were more than he had all last season.

Pelkey (Ft. Collins, Colo.) had a 55-yard TD catch in the 1st quarter and a 14-yard TD reception in the 4th quarter. The 55-yard reception was the longest catch of his career. In week one, Pelkey made a 43-yard reception against Concordia.



PRAIRIE WOLVES PLAYING PENALTY FREE

Nebraska Wesleyan has always been among the conference leaders in committing the least amount of penalties and they continue to play that way in 2017.

NWU is second in the IAC averaging just 35.0 yards a game on penalties through two weeks. Last week, the Prairie Wolves were flagged for only two penalties.

Last season, the Prairie Wolves had four games where they committed three penalties or less in a game.





2017 D3football.com Top 25 (Week 2)

No.	School (1st votes)	W-L
1.	Mary Hardin-Baylor (18)	1-0
2.	Mount Union (5)	1-0
3.	UW-Oshkosh (2)	2-0
4.	Wheaton, Ill.	2-0
5.	North Central, Ill.	1-0
6.	Linfield	1-0
7.	St. John's	2-0
8.	Hardin-Simmons	1-0
9.	John Carroll	0-1
10.	St. Thomas	1-1
11.	Frostburg State	2-0
12.	Delaware Valley	2-0
13.	UW-Platteville	1-0
14.	Johns Hopkins	2-0
15.	Wittenberg	1-0
16.	Illinois Wesleyan	2-0
17.	Case Western Reserve	1-0
18.	Washington and Jefferson	2-0
19.	Alfred	1-0
20.	Whitworth	2-0
21.	Redlands	1-0
22.	Brockport	2-0
23.	Concordia-Moorhead	2-0
24.	Wesley	0-1
25.	UW-Stout	2-0

Others Receiving Votes: Wabash 82; Coe 58; Albright 38; Berry 25; UW-Whitewater 16; Ohio Northern 15; Muhlenberg 15; Springfield 13; Carthage 13; Bridgewater 8; Hobart 8; Stevenson 8; Thomas More 7; Wartburg 5; UW-La Crosse 5; Dubuque 2; Framingham State 1; Guilford 1; Heidelberg 1; Sul Ross State 1.



THE BUSS STOPS HERE



Senior defensive captain **Dakota Buss** has picked up at the level he performed the past two seasons ranking among the team leaders in total tackles.

Buss (Beatrice, Neb.) had a team-high 11 tackles, including six solo stops last week facing 14th-ranked Illinois Wesleyan. Through two games he has 17 total tackles to rank ninth in the IIAC in tackles per game at 8.5. He also had a fumble recovery in week one.

The Beatrice HS product went over 150 career tackles last week. He now has 153 total stops playing in 20 games from his safety position in the Prairie Wolves secondary.

BRICKER GETTING IN OPPONENTS BACKFIELD



Nebraska Wesleyan senior linebacker **Eli Bricker** has been causing havoc in the opponent's backfield to start the 2017 season. Through two games, Bricker has 3.0 tackles-for-loss to rank in the top ten in the IIAC in TFLs.

Bricker (Aurora, Neb.) made his presence known on the first play of the season as he forced a fumble in the loss to Concordia College. Last week, Bricker had 2.0 TFLs for six yards, including the team's only quarterback sack in the game.

A defensive co-captain, Bricker now has 11.5 career tackles-for-loss.

FIRST HALF STRUGGLES FOR PRAIRIE WOLVES

Nebraska Wesleyan needs to get off to a better start this Saturday in the conference opener versus Coe College. In each of their first two non conference games, the Prairie Wolves have dug themselves into a deep hole heading to the locker room at halftime.

NWU has been outscored 55-14 in the first half, but they have played even 21-21 in the second half.

The Prairie Wolves allowed four first half touchdowns in each of the first two games, trailing 26-7 in week one and 28-7 last week at halftime.

Inside the NWU Offense

Plays	Rush	Pass	Runs (10+yards)	Passes (20+yards)
163	54 (33%)	109 (67%)	5	8

Inside the Opponents' Offense

Plays	Rush	Pass	Runs (10+yards)	Passes (20+yards)
117	81 (69%)	36 (31%)	20	6





IIAC STANDINGS

Team.....	IIAC.....	Overall
Buena Vista.....	0-0	1-0
Coe	0-0	2-0
Dubuque	0-0	2-0
Wartburg.....	0-0	1-0
Central	0-0	1-1
Loras.....	0-0	1-1
Luther.....	0-0	1-1
Simpson.....	0-0	1-1
Nebraska Wesleyan ..	0-0	0-2

This Week's Action

Saturday, Sept. 16

Coe at Nebraska Wesleyan, 1 pm
 Loras at Dubuque, 7 pm
 Central at Buena Vista, 1 pm
 Wartburg at Simpson, 1 pm

Last Week's Results

Simpson 45, Illinois College 13
 Ill. Wesleyan 42, Nebr. Wesleyan 21
 Aurora 31, Loras 26
 Central 33, Augustana (Ill.) 22
 Luther 44, St. Olaf 20
 Dubuque 37, Pacific University (Ore.) 13
 Wartburg 36, Monmouth 13
 Coe 59, Cornell 21

The Last Time....

NWU shut out an opponent: 10/19/13, Dordt (28-0)
NWU was shut out: 9/27/14, Northwestern (8-0)
NWU went into overtime: 10/11/14 vs. Concordia (W, 37-34)

NWU rallied from a 4th quarter deficit: 11/7/15, vs. Northwestern (trailed 38-36; won 44-38)

NWU blew a 4th quarter lead: 9/10/16, vs. Illinois Wesleyan (led 13-10; lost 17-13)

NWU committed 2 or fewer penalties: 9/9/17, vs. Illinois Wesleyan (2 penalties – 15 yards)

NWU eclipsed 300 yards rushing: 9/26/09, vs. Dordt (317 yards)

NWU eclipsed 400 yards rushing: 11/16/02, vs. Peru State (464 yards)

A Prairie Wolf eclipsed 100 yards rushing: 9/2/17, Shaka Taylor (102) vs. Concordia (MN)

A Prairie Wolf eclipsed 200 yards rushing: 10/22/05, Cody Hoegh (227) vs. Dakota Wesleyan

A Prairie Wolf eclipsed 300 yards rushing: 11/16/02, Roy Jacobson (345) vs. Peru State

A Prairie Wolf rushed for 4 TDs: 10/10/09, Kory Kahlandt (5 TDs) vs. Dana

NWU eclipsed 300 yards passing: 9/9/17, vs. Illinois Wesleyan (461 yards)

A Prairie Wolf eclipsed 250 yards passing: 9/2/17, Jonathan Curti (262) vs. Concordia (MN)

A Prairie Wolf eclipsed 300 yards passing: 9/9/17, Jonathan Curti (461) vs. Ill. Wesleyan

A Prairie Wolf passed for 4 TDs: 11/8/14, Tyler Francis (5 TDs) vs. Midland

NWU eclipsed 500 yards of total offense: 11/9/13, vs. Midland (509 yards)

NWU eclipsed 600 yards of total offense: 10/30/94 vs. Midland Lutheran (603 yards)

A Prairie Wolf eclipsed 350 yards of total offense: 10/15/16, Ben Green (359) vs. Central

A Prairie Wolf eclipsed 400 yards of total offense: 9/9/17, Jonathan Curti (464) vs. Illinois Wesleyan

A Prairie Wolf eclipsed 100 yards receiving: 9/9/17, Bryce Darner (173) vs. Illinois Wesleyan

A Prairie Wolf eclipsed 200 yards receiving: 10/4/14, Connor Zumpfe (209) vs. Doane

A Prairie Wolf caught 2 TDs: 9/9/17, Bradley Pelkey (2 TDs) vs. Illinois Wesleyan

A Prairie Wolf caught 3 TDs: 10/4/14, Connor Zumpfe (4 TDs) vs. Doane

NWU returned a punt for a TD: 9/10/11, Cody Eiler, 71 yards vs. Midland

NWU returned a kickoff for a TD: 10/29/11, Cody Eiler, 90 yards vs. Briar Cliff

NWU returned an interception for a TD: 11/12/16, Joe Dinan, 31 yards vs. Loras

NWU returned a fumble for a TD: 11/12/16, Tyler Sorensen, 85 yards, vs. Loras

NWU had a punt returned for a TD: 11/2/13, Trev Schroeder, Dakota Wesleyan (13 yards)

NWU had a kickoff returned for a TD: 11/12/11, Tyson Buresh, Hastings (97 yards)

NWU had an interception returned for a TD: 11/14/15, Kelly McBride, Hastings (30 yards)

NWU had a fumble returned for a TD: 9/15/12, Marcus Smith, Morningside (0 yards)





NWU-COE OFFENSIVE COMPARISON

	G	Yds	Yds/G
Total Offense			
Nebraska Wesleyan (3)	2	880	440.0
Coe (6)	2	800	400.0
Rushing Offense	G	Yds	Yds/G
Nebraska Wesleyan (9)	2	157	78.5
Coe (2)	2	441	220.5
Passing Offense	G	Yds	Yds/G
Nebraska Wesleyan (1)	2	723	361.5
Coe (8)	2	359	179.5
Scoring Offense	G	Pts	Pts/G
Nebraska Wesleyan (9)	2	35	17.5
Coe (1)	2	72	36.0
Passing Efficiency	C-A-TD-I	Rat.	
Nebraska Wesleyan (8)	57-109-5-6	112.1	
Coe (7)	25-59-5-2	114.7	
Kickoff Returns	Ret	Yds	Yds/Ret
Nebraska Wesleyan (8)	10	172	17.2
Coe (2)	7	174	24.9
3rd Down Conversion	Con	Att	Pct
Nebraska Wesleyan (4)	15	38	39.5
Coe (7)	13	35	37.1
Penalties	G	Yds	Yds/G
Nebraska Wesleyan (2)	2	70	35.0
Coe (1)	2	60	30.0

NWU-COE DEFENSIVE COMPARISON

	G	Yds	Yds/G
Total Defense			
Nebraska Wesleyan (7)	2	856	428.0
Coe (1)	2	632	316.0
Rushing Defense	G	Yds	Yds/G
Nebraska Wesleyan (9)	2	504	252.0
Coe (6)	2	295	147.5
Passing Defense	G	Yds	Yds/G
Nebraska Wesleyan (2)	2	352	176.0
Coe (1)	2	337	168.5
Scoring Defense	G	Pts	Pts/G
Nebraska Wesleyan (8)	2	76	38.0
Coe (2)	2	30	15.0
Punt Returns	Ret	Yds	Yds/Ret
Nebraska Wesleyan (8)	3	-2	-0.7
Coe (3)	1	12	12.0
Punting	No	Yds	Avg.
Nebraska Wesleyan (8)	13	450	32.2
Coe (9)	14	428	29.1
(IIAC Ranking)			

SCOUTING THE KOHAWKS



Coe College lost several key pieces from their record setting 2016 team that went undefeated in the IIAC and advanced to the second round of the NCAA III Playoffs.

The Kohawks return five offensive starters, including four offensive linemen that earned All-Conference recognition one year ago.

Coe brings back only two starters from the defensive side of the ball, but both of them were 1st-Team All-Conference defensive linemen. They also have a new defensive coordinator this season.

In the first two games, it has been the Kohawk run game that has been the story of the Kohawk offense. Last week they ran for 404 yards in a blowout win over Cornell. Coe had a big hole to fill trying to replace All-American Trevor Heitland who led all NCAA III in rushing yards (1,913) and all-purpose yards. He was the IIAC MVP and a finalist for the Gagliardi Trophy, NCAA III's version of the Heisman.

A pair of backs have filled in for him early on the year. Starter **Tyler Dralle** has rushed for 127 yards on 32 carries. **Tino Green** has been a big play back for the Kohawks. Green is 2nd in the IIAC in rushing with 205 yards with a league-high three touchdowns. He is averaging 9.8 yards per carry rushing 21 times for his 205 yards.

Taking over at starting quarterback is senior **Zach Andre**. Andre has completed only 40.7 percent of his passes going 22-54 for 303 yards with four touchdowns and two interceptions.

The top receiving target for the Kohawks has been **Tyler Schamel** who has 10 catches for 88 yards with a touchdown. Five different players have caught a touchdown for Coe.

Coe's defense is led by their pair of 1st-Team All-IIAC performers **Drew Heitland** and **Robbie Peters** who return from 2016. They combined to have 29 tackles-for-loss one year ago.

Heitland is picking right up where he left off with 3.5 TFLs this year with a QB sack, two QB hurries and a fumble recovery. Peters has 2.0 TFLs for 11 yards with nine total tackles.

The leading tackler for the Kohawks has been **Terrence Hall**. Hall leads the conference with 23 total tackles in two games. He also has 3.5 tackles-for-loss, two pass breakups and a forced fumble.

NWU vs. COE ODDS & ENDS

- Nebraska Wesleyan has struggled mightily in conference openers recently having lost 10 straight conference opening games. The last time the Prairie Wolves opened conference play with a victory was 2006 when they defeated Briar Cliff 42-3.

- The Prairie Wolves have not attempted a field goal in 2017. It has been since 2010 since NWU had gone back-to-back games without a FG attempt. That season they went three straight games without attempting a field goal.

- Coe hasn't lost a regular season game since Nov. 7, 2015 when they lost to No. 24 Dubuque, 37-21, in Cedar Rapids. They won the 2015 finale, then won all 10 regular season games last year and the first two games of 2017 for their 13-game regular season winning streak.



This Week's Probable Two-Deep

NEBRASKA WESLEYAN OFFENSE

WR	80	Bryce Darner (6-4, 200, Sr.)
	83	Derrick Curtis (6-1, 215, Sr.)
LT	64	Trevor McKeown (6-4, 250, Jr.)
	72	Ben Smith (6-2, 260, Jr.)
LG	75	David Graham (5-11, 280, So.)
	63	Zach Chambers (6-2, 250, So.)
C	74	Joey Mueller (6-0, 295, Jr.)
	77	Andrew Kammerzell (6-3, 225, So.)
RG	56	Jacob LaMarche (6-1, 270, Jr.)
	55	Cam Burkard (6-1, 260, Fr.)
RT	61	Kyle Kuncl (6-3, 265, Sr.)
	71	Jon Kitazono (6-2, 280, Fr.)
TE	81	Caleb Conway (6-4, 205, Jr.)
	49	Austin Orr (6-4, 225, Jr.)
WR	86	Bradley Pelkey (6-1, 175, Jr.)
	5	James Skerjanec (6-0, 185, Jr.)
FB	43	Landen Thieman (5-8, 210, Sr.)
	4	Tate Schmaderer (5-11, 200, So.)
RB	6	Colby Ensz (5-8, 170, Fr.)
	22	Garris Karr (6-2, 180, Fr.)
QB	7	Jonathan Curti (5-9, 170, So.)
	12	Ethan Andersen (6-0, 175, So.)

NEBRASKA WESLEYAN DEFENSE

DE	55	Tyler Sorensen (6-2, 265, Sr.)
	54	Evan Reeves (6-2, 220, Sr.)
DT	96	Andrew Stolpe (6-0, 275, Jr.)
	93	Grant McGill (6-1, 240, Jr.)
DT	90	Austin Shook (6-2, 280, Sr.)
	95	Trevor Holen (6-6, 250, Sr.)
DE	97	Grant Bednar (6-1, 230, Jr.)
	12	Braxton Thais (6-1, 240, Sr.)
LB	45	Travis Newgard (6-2, 225, Sr.)
	24	Micah Dexter (5-9, 190, So.)
LB	47	Eli Bricker (5-10, 230, Sr.)
	48	Brenden Heckenlively (5-11, 195, Jr.)
LB	22	Jacob VanLiew (6-0, 205, Jr.)
	44	Russel Beard (6-1, 215, Sr.)
CB	4	Adam Granville (6-2, 205, Jr.)
	15	Mamer Mamer (5-9, 155, Sr.)
S	7	Dakota Buss (6-1, 195, Sr.)
	35	Dylan MacKichan (5-11, 195, Jr.)
S	3	Cody Robinson (5-11, 190, Jr.)
	6	Chris Washington (6-0, 210, Sr.)
CB	5	Heath Hovendick (5-11, 180, Jr.)
	2	Nicholas Cortes (5-10, 175, So.)

SPECIALTY

PK	14	Jackson Hinze (5-9, 190, Jr.)
P	14	Jackson Hinze (5-9, 190, Jr.)
LS	81	Caleb Conway (6-4, 205, Jr.)
H	16	Dylan Hike (6-2, 190, Jr.)
KR	19	Derrick Vander Linden (5-11, 190, So.)
	22	Garris Karr (6-2, 180, Fr.)
PR	2	Arlie Myers (5-7, 160, Sr.)
	82	Brant Barth (6-1, 175, Fr.)

COE DEFENSE

DE	7	Robbie Peters (6-4, 250, Sr.)
	91	Justin Schwennen (6-3, 230, Jr.)
DT	94	Daniel Vega (6-3, 290, Jr.)
	79	Thomas Meyer (6-1, 260, So.)
DT	79	Thomas Meyer (6-1, 260, So.)
	91	Justin Schwennen (6-3, 230, Jr.)
DE	9	Drew Heitland (6-4, 250, Sr.)
	51	Travis Poulson (6-1, 232, Jr.)
ILB	44	Dalton Shadle (6-0, 225, Sr.)
	42	Erick Fletcher (6-0, 205, So.)
ILB	30	Terrence Hall (6-0, 219, Jr.)
	35	Sam Moreland (5-10, 234, So.)
OLB	39	Logan Rickard (6-0, 199, So.)
	23	Brian Robertson (6-0, 195, So.)
CB	2	Kentrel Smith (6-0, 200, Jr.)
	6	Vincent Shaw (5-11, 156, Fr.)
FS	25	Jacob Holst (6-1, 175, So.)
	32	Trevor Eckols (6-0, 175, Fr.)
SS	45	Jacob Elsbury (6-0, 189, So.)
	4	Marshall Nieland (5-8, 197, Sr.)
CB	10	Peyton Hesse (5-11, 184, So.)
	8	Desi Wiley (6-0, 185, So.)

COE OFFENSE

WR	5	Demetrius Harper (6-0, 215, Sr.)
	80	Trevor Noble (6-2, 181, Jr.)
LT	55	Dalton Kuehl (6-5, 278, Jr.)
	65	Angel Diaz (6-6, 296, Fr.)
LG	61	Logan Reddick (6-3, 293, Jr.)
	70	Keegan Leliefeld (6-1, 258, So.)
C	50	BJ Weepie (5-11, 264, Sr.)
	58	Danny Alcott (6-2, 297, So.)
RG	69	Zak Ranshaw (6-1, 250, Sr.)
	62	Robert Davis (6-0, 276, So.)
RT	63	Jacob Langenberg (6-3, 297, Sr.)
	56	Rumaldo Diaz (6-6, 299, Fr.)
TE	40	James Pesek (5-11, 245, Sr.)
	48	Lotu Ahomana (5-8, 207, Jr.)
WR	19	Wyatt Wille (6-1, 187, So.)
	18	Colton White (6-1, 199, So.)
WR	13	Mitch Stopko (5-9, 166, So.)
	3	Tyler Schamel (5-10, 173, Fr.)
RB	21	Tyler Dralle (5-10, 189, So.)
	31	Tino Green (6-1, 201, So.)
QB	12	Zach Andre (6-3, 219, Sr.)
	17	Quentin White (6-1, 189, So.)

SPECIALTY

PK	96	Tristan Connell (6-4, 199, Fr.)
P	89	Evan Ellis (5-11, 157, Fr.)
LS	7	Robbie Peters (6-4, 250, Sr.)
H	8	Desi Wiley (6-0, 185, So.)
KR	10	Peyton Hesse (5-11, 184, So.)
	13	Mitch Stopko (5-9, 166, So.)
PR	10	Peyton Hesse (5-11, 184, So.)
	13	Mitch Stopko (5-9, 166, So.)





Nebraska Wesleyan Football Rosters

As of Aug. 28, 2017

No.	Name	Pos.	Ht.	Wt.	Yr.	Hometown (Previous School)
1	Conner Adams	LB	5-11	170	So.	Ashland, Neb. (Ashland-Greenwood HS)
2	Nicholas Cortes	DB	5-10	175	So.	Highlands Ranch, Colo. (Faith Christian HS)
2	Arlie Myers	Slot	5-7	160	Sr.	Omaha, Neb. (Brownell-Talbot HS)
3	Paul Muragizi	K	5-10	155	So.	Lincoln, Neb. (Lincoln HS)
3	Cody Robinson	DB	5-11	190	Jr.	Alliance, Neb. (Alliance HS)
4	Adam Granville	DB	6-2	205	Jr.	Papillion, Neb. (Platteview HS)
4	Tate Schmaderer	RB	5-11	200	So.	Stuart, Neb. (Stuart HS)
5	Heath Hovendick	DB	5-11	180	Jr.	Beatrice, Neb. (Beatrice HS)
5	James Skerjanec	WR	6-0	185	Jr.	Sterling, Colo. (Sterling HS)
6	Chris Washington	LB	6-0	210	Sr.	Round Lake, Ill. (North Park University)
6	Colby Ensz	RB	5-8	170	Fr.	Beatrice, Neb. (Tri-County HS)
7	Dakota Buss	DB	6-1	195	Sr.	Beatrice, Neb. (Beatrice HS)
7	Jonathan Curti	QB	5-9	170	So.	Colorado Springs, Colo. (Palmer HS)
8	Nolan Schafer	WR	6-1	185	So.	Humboldt, Neb. (HTRS HS)
8	Zach Zeisler	DB	5-11	160	Sr.	Waterbury, Neb. (Bishop Heelan HS)
9	Grant McElroy	LS	6-2	190	Sr.	Lincoln, Neb. (Lincoln Pius X HS)
9	Dakota Prorok	DB	6-1	165	Fr.	Columbus, Neb. (Columbus Lakeview HS)
10	Jake Kittle	DB	6-0	205	Jr.	Aurora, Neb. (Aurora HS)
10	Aiden Bennett	K	5-11	190	Fr.	Lincoln, Neb. (Lincoln Southeast HS)
11	Nic Braaten	QB	6-1	225	So.	Colorado Springs, Colo. (Mesa Ridge HS)
12	Braxton Thais	DL	6-1	240	Sr.	Littleton, Colo. (Dakota Ridge HS)
12	Ethan Andersen	QB	6-0	175	So.	Lincoln, Neb. (Lincoln Pius X HS)
14	Jackson Hinze	Slot/K/P	5-9	190	Jr.	Scottsbluff, Neb. (Scottsbluff HS)
15	Mamer Mamer	DB	5-9	155	Sr.	Bellevue, Neb. (Bellevue East HS)
15	Kevin Tims	QB	5-9	165	Fr.	Colorado Springs, Colo. (Lewis Palmer HS)
16	Dylan Hike	Holder	6-2	190	Jr.	Omaha, Neb. (Millard West HS)
17	Braly Keller	Slot	6-0	185	So.	Lincoln, Neb. (Lincoln Northeast HS)
18	Andrew Maestas	DB	6-0	160	Fr.	Parker, Colo. (Legend HS)
19	Derrick Vander Linden	WR	5-11	190	So.	Omaha, Neb. (Elkhorn South HS)
20	Ryan Stewart	RB	5-11	185	Fr.	Malcolm, Neb. (Malcolm HS)
21	Sawyer Kean	RB	5-10	190	Jr.	Salem, Neb. (Falls City Sacred Heart HS)
21	Caden Fritson	DB	5-11	195	So.	Holdrege, Neb. (Holdrege HS)
22	Jacob VanLiew	LB	6-0	205	Jr.	Brighton, Colo. (Regis Jesuit HS)
22	Garris Karr	RB	6-2	180	Fr.	Kennard, Neb. (Arlington HS)
23	Trey Dawson	WR	5-10	170	So.	Lincoln, Neb. (Lincoln HS)
23	Tristan Johnson	DB	5-11	160	Sr.	Maywood, Neb. (Hayes Center HS)
24	Micah Dexter	LB	5-9	190	So.	Stuart, Neb. (Stuart HS)
25	Alex Kruse	DB	6-2	205	Jr.	Valparaiso, Neb. (Raymond Central HS)
25	Brode McIntosh	Slot	5-9	160	Fr.	Mullen, Neb. (Mullen HS)
27	Matt Survil	TE	6-2	195	Sr.	Ashland, Neb. (Ashland-Greenwood HS)
28	Wyatt Nickels	LB	5-10	160	Fr.	Johnson, Neb. (Johnson-Brock HS)
29	Jack Cobb	RB	6-0	215	So.	Lincoln, Neb. (Lincoln East HS)
30	Chris Ramos	RB	5-6	175	Jr.	Aurora, Colo. (Regis Jesuit HS)
31	Tanner Boggs	DB	5-11	190	Sr.	Fremont, Neb. (Archbishop Bergan HS)
32	Tyler Trout	RB	5-9	185	Fr.	Alliance, Neb. (Alliance HS)
33	Clay Goodwin	DB	5-11	190	Jr.	Kilgore, Neb. (Cody-Kilgore HS)
34	Shaka Taylor	RB	5-11	215	Jr.	Norfolk, Neb. (Lutheran High NE HS)
35	Dylan MacKichan	DB	5-11	195	Jr.	Adams, Neb. (Freeman HS)
36	Angeleau Scott	WR	5-11	175	So.	Junction City, Kan. (Junction City HS)
37	Mike Collicott	LB	6-0	200	So.	Hastings, Neb. (Hastings HS)
38	Marcus Thimm	DB	5-11	170	Fr.	Roca, Neb. (Norris HS)
39	Austin Taylor	RB	5-9	195	Sr.	Lincoln, Neb. (Lincoln Southeast HS)
39	Kaden Dawe	DB	5-8	180	Fr.	Ord, Neb. (Ord HS)
40	Mason Dedick	LB	6-0	205	So.	Malcolm, Neb. (Malcolm HS)
42	Tanner Christensen	TE	6-3	225	So.	South Sioux City, Neb. (South Sioux City HS)
43	Landen Thieman	RB	5-8	210	Sr.	Norfolk, Neb. (Norfolk HS)

2017 Alphabetical Roster		
No.	Name.....	Position
1	Conner Adams.....	LB
12	Ethan Andersen.....	QB
82	Brant Barth.....	WR
44	Russel Beard.....	LB
97	Grant Bednar.....	DL
10	Aiden Bennett.....	K
31	Tanner Boggs.....	DB
53	Chris Borden.....	OL
11	Nic Braaten.....	QB
66	Jake Brandt.....	DL
47	Eli Bricker.....	LB
55	Cam Burkard.....	OL
92	Jake Busmente.....	DL
7	Dakota Buss.....	DB
63	Zach Chambers.....	OL
57	Curran Chapman.....	LB
42	Tanner Christensen.....	TE
29	Jack Cobb.....	RB
37	Mike Collicott.....	LB
81	Caleb Conway.....	TE
2	Nicholas Cortes.....	DB
7	Jonathan Curti.....	QB
83	Derrick Curtis.....	WR
80	Bryce Darner.....	WR
70	Colton Davis.....	OL
98	Scottie Davis.....	DL
39	Kaden Dawe.....	DB
23	Trey Dawson.....	WR
40	Mason Dedick.....	LB
24	Micah Dexter.....	LB
65	Zach Ditson.....	DL
6	Colby Ensz.....	RB
21	Caden Fritson.....	DB
46	Jacob Garnas.....	LB
33	Clay Goodwin.....	DB
75	David Graham.....	OL
4	Adam Granville.....	DB
91	Justen Hall.....	DL
45	Jacob Harvey.....	LS
48	Brenden Heckenlively.....	LB
85	Zach Hellie.....	WR
16	Dylan Hike.....	Holder
14	Jackson Hinze.....	Slot/K/P
95	Trevor Holen.....	DL
78	Dillon Holsteen.....	DL
5	Heath Hovendick.....	DB
23	Tristan Johnson.....	DB
77	Andrew Kammerzell.....	OL
22	Garris Karr.....	RB
94	Matthew Kean.....	DL
21	Sawyer Kean.....	RB
17	Braly Keller.....	Slot



2017 NWU FOOTBALL



No.	Name	Pos.	Ht.	Wt.	Yr.	Hometown (Previous School)
44	Russel Beard	LB	6-1	215	Sr.	Ashland, Neb. (Chadron State College)
45	Travis Newgard	LB	6-2	225	Sr.	Omaha, Neb. (Concordia University)
45	Jacob Harvey	LS	5-7	235	So.	Holdrege, Neb. (Holdrege HS)
46	Jacob Garnas	LB	5-11	215	Fr.	Julesburg, Colo. (Sedgewick County HS)
47	Eli Bricker	LB	5-10	230	Sr.	Aurora, Neb. (Aurora HS)
48	Brenden Heckenlively	LB	5-11	195	Jr.	Falls City, Neb. (Falls City HS)
49	Austin Orr	TE	6-4	225	Jr.	Parker, Colo. (Mountain Vista HS)
50	Seth McRobert	LB	5-11	175	Fr.	Bennington, Neb. (Arlington HS)
52	Hayden Penny	DL	6-3	245	Fr.	Arlington, Neb. (Arlington HS)
53	Chris Borden	OL	6-0	295	Fr.	North Platte, Neb. (North Platte St. Pat's HS)
54	Evan Reeves	DL	6-2	220	Sr.	Hastings, Neb. (Peru State College)
55	Tyler Sorensen	DL	6-2	265	Sr.	Lincoln, Neb. (Lincoln Northeast HS)
55	Cam Burkard	OL	6-1	260	Fr.	Omaha, Neb. (Millard South HS)
56	Jacob LaMarche	OL	6-1	270	Jr.	Ralston, Neb. (Ralston HS)
57	Curran Chapman	LB	5-9	210	So.	Monument, Colo. (Lewis Palmer HS)
58	Carter Smith	DL	6-2	220	Fr.	Shelby, Neb. (Shelby-Rising City HS)
61	Kyle Kuncel	OL	6-2	265	Sr.	Omaha, Neb. (Omaha Gross Catholic HS)
63	Zach Chambers	OL	6-2	250	So.	Lincoln, Neb. (Lincoln Northeast HS)
64	Trevor McKeown	OL	6-4	250	Jr.	Norfolk, Neb. (Norfolk HS)
65	Zach Ditson	DL	5-7	210	Jr.	Lincoln, Neb. (Lincoln HS)
66	Jake Brandt	DL	5-10	220	So.	Lincoln, Neb. (Lincoln Southeast HS)
70	Colton Davis	OL	6-1	275	Fr.	Nebraska City, Neb. (Lourdes Central Cath. HS)
71	Jon Kitazono	OL	6-2	280	Fr.	Colorado Springs, Colo. (Rampart HS)
72	Ben Smith	OL	6-2	260	Jr.	Springfield, Neb. (Platteview HS)
73	Joel Springer	OL	5-11	280	Fr.	Aurora, Neb. (Aurora HS)
74	Joey Mueller	OL	6-0	295	Jr.	Papillion, Neb. (Papillion-LaVista South HS)
75	David Graham	OL	5-11	280	So.	Junction City, Kan. (Junction City HS)
77	Andrew Kammerzell	OL	6-3	225	So.	Milliken, Colo. (Roosevelt HS)
78	Dillon Holsteen	DL	5-8	255	Fr.	Lincoln, Neb. (Lincoln Southwest HS)
79	Ty Wilterdink	OL	5-10	275	Fr.	Sterling, Colo. (Sterling HS)
80	Bryce Darner	WR	6-4	200	Sr.	Gretna, Neb. (Millard West HS)
81	Caleb Conway	TE	6-4	205	Jr.	Omaha, Neb. (Millard West HS)
82	Brant Barth	WR	6-1	175	Fr.	Kearney, Neb. (Kearney HS)
83	Derrick Curtis	WR	6-1	215	Jr.	Lincoln, Neb. Morningside College
84	Dylan Steinkruger	WR	5-11	185	Jr.	Juniata, Neb. (Adams Central HS)
85	Zach Hellie	WR	6-2	195	Fr.	Gurley, Neb. (Leyton HS)
86	Bradley Pelkey	WR	6-0	175	Jr.	Ft. Collins, Colo. (Ft. Collins HS)
87	Bryan Moore	Slot	5-11	180	Jr.	Omaha, Neb. (Omaha Concordia HS)
88	Mitch Russman	TE	6-4	220	Fr.	Weston, Neb. (Raymond Central HS)
89	Alex Segura	WR	5-11	210	Fr.	Aurora, Colo. (Rangeview HS)
90	Austin Shook	DL	6-2	280	Sr.	Milford, Neb. (Milford HS)
91	Justen Hall	DL	6-0	215	Fr.	Ceresco, Neb. (Raymond Central HS)
92	Jake Busmente	DL	5-11	235	So.	Sterling, Colo. (Sterling HS)
93	Grant McGill	DL	6-2	240	Jr.	Waverly, Neb. (Waverly HS)
94	Matthew Kean	DL	5-11	240	Jr.	Lincoln, Neb. (Lincoln Pius X HS)
95	Trevor Holen	DL	6-6	250	Sr.	Grand Island, Neb. (Briar Cliff University)
96	Andrew Stolpe	DL	6-0	275	Jr.	Aurora, Neb. (Aurora HS)
97	Grant Bednar	DL	6-1	230	Jr.	Grand Island, Neb. (Morningside College)
98	Scottie Davis	DL	6-4	230	So.	Castle Rock, Colo. (Castleview HS)
99	Jacob Walsh	DL	6-1	245	Fr.	Roca, Neb. (Norris HS)

2017 Alphabetical Roster		
No.	Name.....	Position
71	Jon Kitazono.....	OL
10	Jake Kittle.....	DB
25	Alex Kruse.....	DB
61	Kyle Kuncel.....	OL
56	Jacob LaMarche.....	OL
35	Dylan MacKichan.....	DB
18	Andrew Maestas.....	DB
15	Mamer Mamer.....	DB
9	Grant McElroy.....	LS
93	Grant McGill.....	DL
25	Brode McIntosh.....	Slot
64	Trevor McKeown.....	OL
50	Seth McRobert.....	LB
87	Bryan Moore.....	Slot
74	Joey Mueller.....	OL
3	Paul Muragizi.....	K
2	Arlie Myers.....	Slot
45	Travis Newgard.....	LB
28	Wyatt Nickels.....	LB
49	Austin Orr.....	TE
86	Bradley Pelkey.....	WR
52	Hayden Penny.....	DL
9	Dakota Prorok.....	DB
30	Chris Ramos.....	RB
54	Evan Reeves.....	DL
3	Cody Robinson.....	DB
88	Mitch Russman.....	TE
8	Nolan Schafer.....	WR
4	Tate Schmaderer.....	RB
36	Angeleau Scott.....	WR
89	Alex Segura.....	WR
90	Austin Shook.....	DL
5	James Skerjanec.....	WR
72	Ben Smith.....	OL
58	Carter Smith.....	DL
55	Tyler Sorensen.....	DL
73	Joel Springer.....	OL
84	Dylan Steinkruger.....	WR
20	Ryan Stewart.....	RB
96	Andrew Stolpe.....	DL
27	Matt Survil.....	TE
39	Austin Taylor.....	RB
34	Shaka Taylor.....	RB
12	Braxton Thais.....	DL
43	Landen Thieman.....	RB
38	Marcus Thimm.....	DB
15	Kevin Tims.....	QB
32	Tyler Trout.....	RB
19	Derrick Vander Linden.....	WR
22	Jacob VanLiew.....	LB
99	Jacob Walsh.....	DL
6	Chris Washington.....	LB
79	Ty Wilterdink.....	OL
8	Zach Zeisler.....	DB

Head Coach: Brian Keller (22nd Year)

Assistants: Kevin Crume (defensive coordinator), Caleb Armstrong (linebackers/special teams coordinator), Ray Corona (kickers/punters), Alex Czeranko (wide receivers), Tyler Francis (quarterbacks), Paul Harris (defensive line), Mike Johnson (defensive line), Corey Jones (slots), Rod Jones (offensive line), Chip Lange (running backs), Dan Thurin (linebackers), Dave Watenpugh (tight ends), Joe Dinan (student assistant)





2017 Nebraska Wesleyan Football Nebraska Wesleyan Overall Team Statistics (as of Sep 12, 2017) All games

Team Statistics	NWU	OPP
SCORING	35	76
Points Per Game	17.5	38.0
Points Off Turnovers	0	26
FIRST DOWNS	44	37
Rushing	10	23
Passing	30	14
Penalty	4	0
RUSHING YARDAGE	157	504
Yards gained rushing	218	539
Yards lost rushing	61	35
Rushing Attempts	54	81
Average Per Rush	2.9	6.2
Average Per Game	78.5	252.0
TDs Rushing	0	6
PASSING YARDAGE	723	352
Comp-Att-Int	57-109-6	22-36-0
Average Per Pass	6.6	9.8
Average Per Catch	12.7	16.0
Average Per Game	361.5	176.0
TDs Passing	5	5
TOTAL OFFENSE	880	856
Total Plays	163	117
Average Per Play	5.4	7.3
Average Per Game	440.0	428.0
KICK RETURNS: #-Yards	10-172	6-150
PUNT RETURNS: #-Yards	3--2	5-31
INT RETURNS: #-Yards	0-0	6-87
KICK RETURN AVERAGE	17.2	25.0
PUNT RETURN AVERAGE	-0.7	6.2
INT RETURN AVERAGE	0.0	14.5
FUMBLES-LOST	2-1	5-3
PENALTIES-Yards	9-70	6-66
Average Per Game	35.0	33.0
PUNTS-Yards	13-450	11-379
Average Per Punt	34.6	34.5
Net punt average	32.2	34.6
KICKOFFS-Yards	6-350	13-796
Average Per Kick	58.3	61.2
Net kick average	33.3	42.2
TIME OF POSSESSION/Game	32:38	27:22
3RD-DOWN Conversions	15/38	11/23
3rd-Down Pct	39%	48%
4TH-DOWN Conversions	3/5	0/0
4th-Down Pct	60%	0%
SACKS BY-Yards	3-10	2-29
MISC YARDS	0	0
TOUCHDOWNS SCORED	5	11
FIELD GOALS-ATTEMPTS	0-0	0-0
ON-SIDE KICKS	1-1	0-0
RED-ZONE SCORES	(2-8) 25%	(6-8) 75%
RED-ZONE TOUCHDOWNS	(2-8) 25%	(6-8) 75%
PAT-ATTEMPTS	(5-5) 100%	(8-10) 80%
ATTENDANCE	881	1000
Games/Avg Per Game	1/881	1/1000
Neutral Site Games		0/0

Score by Quarters	1st	2nd	3rd	4th	OT	Total
Nebraska Wesleyan	7	7	7	14	0	35
Opponents	26	29	21	0	0	76





2017 Nebraska Wesleyan Football Nebraska Wesleyan Overall Individual Statistics (as of Sep 12, 2017) All games



Rushing	gp	att	gain	loss	net	avg	td	lg	avg/g
Shaka Taylor	1	14	102	0	102	7.3	0	22	102.0
Colby Ensz	2	12	40	9	31	2.6	0	10	15.5
Garris Karr	2	10	26	2	24	2.4	0	8	12.0
Sawyer Kean	2	7	23	2	21	3.0	0	9	10.5
Landen Thieman	2	1	4	0	4	4.0	0	4	2.0
Arlie Myers	2	1	2	0	2	2.0	0	2	1.0
Jonathan Curti	2	8	21	29	-8	-1.0	0	8	-4.0
TEAM	2	1	0	19	-19	-19.0	0	0	-9.5
Total	2	54	218	61	157	2.9	0	22	78.5
Opponents	2	81	539	35	504	6.2	6	40	252.0

Passing	gp	effic	comp-att-int	pct	yds	td	lg	avg/g
Jonathan Curti	2	112.14	57-109-6	52.3	723	5	93	361.5
Total	2	112.14	57-109-6	52.3	723	5	93	361.5
Opponents	2	189.08	22-36-0	61.1	352	5	56	176.0

Receiving	gp	no.	yds	avg	td	lg	avg/g
Bryce Darnier	2	8	194	24.2	1	93	97.0
Derrick Curtis	2	8	114	14.2	0	39	57.0
Bradley Pelkey	2	7	154	22.0	2	55	77.0
James Skerjanec	2	7	84	12.0	0	25	42.0
Arlie Myers	2	7	70	10.0	1	21	35.0
Jackson Hinze	2	6	44	7.3	1	12	22.0
Caleb Conway	2	4	39	9.8	0	14	19.5
Shaka Taylor	1	4	-6	-1.5	0	2	-6.0
Sawyer Kean	2	2	12	6.0	0	9	6.0
Braly Keller	1	1	10	10.0	0	10	10.0
Bryan Moore	1	1	4	4.0	0	4	4.0
Colby Ensz	2	1	2	2.0	0	2	1.0
Garris Karr	2	1	2	2.0	0	2	1.0
Total	2	57	723	12.7	5	93	361.5
Opponents	2	22	352	16.0	5	56	176.0

Punt Returns	no.	yds	avg	td	lg
Shaka Taylor	2	-1	-0.5	0	0
Adam Granville	1	-1	-1.0	0	0
Total	3	-2	-0.7	0	0
Opponents	5	31	6.2	0	19

Interceptions	no.	yds	avg	td	lg
Total	0	0	0.0	0	0
Opponents	6	87	14.5	0	35

Kick Returns	no.	yds	avg	td	lg
D Vander Linden	5	96	19.2	0	20
Garris Karr	4	63	15.8	0	20
Shaka Taylor	1	13	13.0	0	13
Total	10	172	17.2	0	20
Opponents	6	150	25.0	0	44

Fumble Returns	no.	yds	avg	td	lg
Total	0	0	0.0	0	0
Opponents	0	0	0.0	0	0





2017 Nebraska Wesleyan Football Nebraska Wesleyan Overall Individual Statistics (as of Sep 12, 2017) All games



Scoring	td	fg	PAT				dcp	saf	pts
			kick	rush	rcv	pass			
Bradley Pelkey	2	-	-	-	-	-	-	-	12
Jackson Hinze	1	-	5-5	-	-	-	-	-	11
Arlie Myers	1	-	-	-	-	-	-	-	6
Bryce Darner	1	-	-	-	-	-	-	-	6
Total	5	-	5-5	-	-	-	-	-	35
Opponents	11	-	8-10	-	1	1-1	-	-	76

Total Offense	g	plays	rush	pass	total	avg/g
Jonathan Curti	2	117	-8	723	715	357.5
Shaka Taylor	1	14	102	0	102	102.0
Colby Ensz	2	12	31	0	31	15.5
Garris Karr	2	10	24	0	24	12.0
Sawyer Kean	2	7	21	0	21	10.5
Landen Thieman	2	1	4	0	4	2.0
Arlie Myers	2	1	2	0	2	1.0
TEAM	2	1	-19	0	-19	-9.5
Total	2	163	157	723	880	440.0
Opponents	2	117	504	352	856	428.0

Field Goals	fg	pct.	01-19	20-29	30-39	40-49	50-99	lg	blk
-------------	----	------	-------	-------	-------	-------	-------	----	-----

FG Sequence	Nebraska Wesleyan	Opponents
Concordia (Minn.)	-	-
Illinois Wesleyan	-	-

Numbers in (parentheses) indicate field goal was made.

Punting	no.	yds	avg	lg	tb	fc	i20	50+	blk
Jackson Hinze	13	450	34.6	50	0	3	3	1	0
Total	13	450	34.6	50	0	3	3	1	0
Opponents	11	379	34.5	56	0	1	3	1	0

Kickoffs	no.	yds	avg	tb	ob	retn	net	ydln
Jackson Hinze	6	350	58.3	0	0			
Total	6	350	58.3	0	0	25.0	33.3	31
Opponents	13	796	61.2	3	0	17.2	42.2	22

All Purpose	g	rush	rcv	pr	kr	ir	total	avg/g
Bryce Darner	2	0	194	0	0	0	194	97.0
Bradley Pelkey	2	0	154	0	0	0	154	77.0
Derrick Curtis	2	0	114	0	0	0	114	57.0
Shaka Taylor	1	102	-6	-1	13	0	108	108.0
D Vander Linden	2	0	0	0	96	0	96	48.0
Garris Karr	2	24	2	0	63	0	89	44.5
James Skerjane	2	0	84	0	0	0	84	42.0
Arlie Myers	2	2	70	0	0	0	72	36.0
Jackson Hinze	2	0	44	0	0	0	44	22.0
Caleb Conway	2	0	39	0	0	0	39	19.5
Colby Ensz	2	31	2	0	0	0	33	16.5
Sawyer Kean	2	21	12	0	0	0	33	16.5
Braly Keller	1	0	10	0	0	0	10	10.0
Bryan Moore	1	0	4	0	0	0	4	4.0
Landen Thieman	2	4	0	0	0	0	4	2.0
Adam Granville	2	0	0	-1	0	0	-1	-0.5
Jonathan Curti	2	-8	0	0	0	0	-8	-4.0
TEAM	2	-19	0	0	0	0	-19	-9.5
Total	2	157	723	-2	172	0	1050	525.0
Opponents	2	504	352	31	150	87	1124	562.0





2017 Nebraska Wesleyan Football Nebraska Wesleyan Overall Defensive Statistics (as of Sep 12, 2017) All games



#	Defensive Leaders	gp	Tackles				tfl/yds	Sacks	Pass defense			Fumbles		blkd	
			ua	a	tot			no-yds	int-yds	brup	qbh	rcv-yds	ff	kick	saf
7	Dakota Buss	2	8	9	17	1-0	.	.	.	
47	Eli Bricker	2	8	4	12	3.0-7	1.0-5	1	.	.	
55	Tyler Sorensen	2	7	3	10	3.5-9	2.0-5	.	.	1	
4	Adam Granville	2	4	3	7	
22	Jacob VanLiew	2	6	.	6	1.0-2	
5	Heath Hovendick	2	3	3	6	.	.	.	1	
44	Russel Beard	2	4	2	6	
45	Travis Newgard	2	3	2	5	
97	Grant Bednar	2	1	4	5	1-0	.	.	.	
3	Cody Robinson	2	5	.	5	
96	Andrew Stolpe	2	4	1	5	
93	Grant McGill	2	1	4	5	
12	Braxton Thais	2	4	.	4	1.0-2	
24	Micah Dexter	2	2	1	3	
15	Mamer Mamer	2	1	2	3	
35	Dylan MacKichan	1	3	.	3	
95	Trevor Holen	1	1	1	2	
46	Jacob Garnas	1	2	.	2	
6	C. Washington	2	1	1	2	.	.	.	1	
31	Tanner Boggs	1	1	.	1	
43	Landen Thieman	2	.	1	1	
9A	Dakota Prorok	1	.	1	1	
64	Trevor McKeown	2	.	1	1	
37	Mike Collicott	1	1	.	1	
90	Austin Shook	1	.	1	1	0.5-1	
48	B. Heckenlively	1	.	1	1	
75	David Graham	2	.	1	1	
7A	Jonathan Curti	2	1	.	1	
17	Braly Keller	1	1-0	.	.	.	
Total		2	71	46	117	9-21	3-10	.	2	1	3-0	1	.	.	
Opponents		2	87	44	131	9-71	2-29	6-87	9	2	1-0	1	.	.	





Box Score (Final) 2017 Nebraska Wesleyan Football Concordia (Minn.) vs Nebraska Wesleyan (Sept 2, 2017 at Lincoln, Neb.)



Score by Quarters	1	2	3	4	Total
Concordia (Minn.)	19	8	7	0	34
Nebraska Wesleyan	0	7	0	7	14

Qtr Time Scoring play

1st	08:11	CC - Austin Maanum 56 yd pass from Michael Herzog (Tony Kostelecky kick failed), 1-56 0:10
	03:20	CC - Chad Johnson 25 yd run (Tony Kostelecky kick), 2-25 0:12
	00:19	CC - Chad Johnson 5 yd run (Tony Kostelecky kick failed), 4-24 1:15
2nd	02:20	CC - Jason Montonye 5 yd run (Austin Maanum pass from Michael Herzog), 10-73 4:58
	00:37	NWU - Arlie Myers 21 yd pass from Jonathan Curti (Jackson Hinze kick), 7-79 1:38
3rd	12:10	CC - Kevin Marzolf 40 yd pass from Michael Herzog (Tony Kostelecky kick), 3-60 1:16
4th	07:25	NWU - Jackson Hinze 9 yd pass from Jonathan Curti (Jackson Hinze kick), 10-75 4:27

	CC	NWU
FIRST DOWNS	15	19
RUSHES-YARDS (NET)	45-238	33-140
PASSING YDS (NET)	122	262
Passes Att-Comp-Int	11-5-0	44-25-5
TOTAL OFFENSE PLAYS-YARDS	56-360	77-402
Fumble Returns-Yards	0-0	0-0
Punt Returns-Yards	1--3	3--2
Kickoff Returns-Yards	2-38	6-93
Interception Returns-Yards	5-52	0-0
Punts (Number-Avg)	6-36.7	6-35.2
Fumbles-Lost	4-2	2-1
Penalties-Yards	1-5	7-55
Possession Time	26:33	33:27
Third-Down Conversions	6 of 13	5 of 16
Fourth-Down Conversions	0 of 0	2 of 3
Red-Zone Scores-Chances	2-3	1-5
Sacks By: Number-Yards	1-17	2-5

RUSHING: Concordia (Minn.)-Chad Johnson 14-134; Jason Montonye 5-54; Michael Herzog 11-23; Dane Ringquist 8-22; Conor Gessell 1-12; Austin Maanum 1-5; TEAM 3-minus 4; Blake Kragnes 2-minus 8. Nebraska Wesleyan-Shaka Taylor 14-102; Colby Ensz 6-24; Sawyer Kean 2-12; Garris Karr 5-7; Landen Thieman 1-4; Arlie Myers 1-2; Jonathan Curti 4-minus 11.

PASSING: Concordia (Minn.)-Michael Herzog 5-10-0-122; Blake Kragnes 0-1-0-0. Nebraska Wesleyan-Jonathan Curti 25-44-5-262.

RECEIVING: Concordia (Minn.)-Blake Kragnes 2-11; Austin Maanum 1-56; Kevin Marzolf 1-40; Dane Ringquist 1-15. Nebraska Wesleyan-Bradley Pelkey 4-80; Arlie Myers 4-48; Derrick Curtis 4-35; Jackson Hinze 4-27; Shaka Taylor 4-minus 6; James Skerjanec 3-47; Bryce Darner 1-21; Braly Keller 1-10.

INTERCEPTIONS: Concordia (Minn.)-Aaron Ahrndt 1-34; Ethan Eagerton 1-18; Jesse Bucholz 1-0; Jake Erholtz 1-0; Alex Berg 1-0. Nebraska Wesleyan-None.

FUMBLES: Concordia (Minn.)-Michael Herzog 2-1; Ryan Cihak 1-1; Blake Kragnes 1-0. Nebraska Wesleyan-Adam Granville 1-0; Shaka Taylor 1-1.

Concordia (Minn.) (1-0) vs. Nebraska Wesleyan (0-1)
Date: Sept 2, 2017 • Site: Lincoln, Neb. • Stadium: Abel Stadium
Attendance: 881





Box Score (Final) 2017 Nebraska Wesleyan Football Nebraska Wesleyan vs #14 Illinois Wesleyan (Sep 09, 2017 at Bloomington, Ill.)

Score by Quarters	1	2	3	4	Total
Nebraska Wesleyan	7	0	7	7	21
Illinois Wesleyan	7	21	14	0	42

Qtr Time Scoring play

1st	08:06	IWU - Bauer, Brandon 39 yd run (Sciarini, A. kick), 7-91 2:21
	02:16	NWU - Bradley Pelkey 55 yd pass from Jonathan Curti (Jackson Hinze kick), 6-67 2:25
2nd	14:07	IWU - Apel, Andrew 6 yd pass from Bauer, Brandon (Sciarini, A. kick), 7-70 3:01
	06:25	IWU - Scott, Matese 2 yd run (Sciarini, A. kick), 10-67 4:40
	04:11	IWU - Healy, Jack 7 yd pass from Bauer, Brandon (Sciarini, A. kick), 5-66 1:28
3rd	09:24	IWU - Alexander, M. 34 yd run (Sciarini, A. kick), 4-50 1:54
	05:28	IWU - Keffer, Liam 10 yd pass from Bauer, Brandon (Sciarini, A. kick), 3-50 0:35
	01:27	NWU - Bryce Darner 93 yd pass from Jonathan Curti (Jackson Hinze kick), 2-94 0:58
4th	10:06	NWU - Bradley Pelkey 14 yd pass from Jonathan Curti (Jackson Hinze kick), 8-69 3:59

	NWU	IWU
FIRST DOWNS	25	22
RUSHES-YARDS (NET)	21-17	36-266
PASSING YDS (NET)	461	230
Passes Att-Comp-Int	65-32-1	25-17-0
TOTAL OFFENSE PLAYS-YARDS	86-478	61-496
Fumble Returns-Yards	0-0	0-0
Punt Returns-Yards	0-0	4-34
Kickoff Returns-Yards	4-79	4-112
Interception Returns-Yards	0-0	1-35
Punts (Number-Avg)	7-34.1	5-31.8
Fumbles-Lost	0-0	1-1
Penalties-Yards	2-15	5-61
Possession Time	31:49	28:11
Third-Down Conversions	10 of 22	5 of 10
Fourth-Down Conversions	1 of 2	0 of 0
Red-Zone Scores-Chances	1-3	4-5
Sacks By: Number-Yards	1-5	1-12

RUSHING: Nebraska Wesleyan-Garris Karr 5-17; Sawyer Kean 5-9; Colby Ensz 6-7; Jonathan Curti 4-3; TEAM 1-minus 19. Illinois Wesleyan-Alexander, M. 12-124; Bauer, Brandon 5-60; Scott, Matese 8-44; Harcar, Nick 6-39; Warner, Jack 4-0; TEAM 1-minus 1.

PASSING: Nebraska Wesleyan-Jonathan Curti 32-65-1-461. Illinois Wesleyan-Bauer, Brandon 15-21-0-189; Warner, Jack 2-4-0-41.

RECEIVING: Nebraska Wesleyan-Bryce Darner 7-173; Derrick Curtis 4-79; Caleb Conway 4-39; James Skerjanec 4-37; Bradley Pelkey 3-74; Arlie Myers 3-22; Jackson Hinze 2-17; Sawyer Kean 2-12; Bryan Moore 1-4; Colby Ensz 1-2; Garris Karr 1-2. Illinois Wesleyan-Keffer, Liam 4-56; Healy, Jack 4-48; Walsh, Zach 4-37; Apel, Andrew 2-6; Johnson, Brian 1-36; Ryan, Anthony 1-28; Scott, Matese 1-19.

INTERCEPTIONS: Nebraska Wesleyan-None. Illinois Wesleyan-Giderof, Jeremy 1-35.

FUMBLES: Nebraska Wesleyan-None. Illinois Wesleyan-Warner, Jack 1-1.

Nebraska Wesleyan (0-2) vs. Illinois Wesleyan (2-0)

Date: Sep 09, 2017 • Site: Bloomington, Ill. • Stadium: Tucci Stadium
Attendance: 1000

