

OMAHA BASEBALL

2025 GAME NOTES

Baseball Contact: Zach Levine

Email: zlevine@omavs.com

Cell: 908-655-7033

AT SOUTH DAKOTA STATE

APR. 11-13 • BROOKINGS, S.D.

OMAHA MAVERICKS

Record: 11-18 (5-7 Summit League)

Head Coach: Evan Porter (Seventh Season)

Record at School: 166-237-2

Career Record: Same

Last Game: vs. NDSU (4/6): W, 11-1 (7 inn.)



VS



SOUTH DAKOTA STATE JACKRABBITS

Record: 4-22 (2-8 Summit League)

Head Coach: Rob Bishop (9th Season)

Record at School: 162-224

Career Record: 296-377-1 (15th Season)

Last Game: vs. Minnesota (4/8): L, 3-4

AROUND THE HORN

- The Mavericks are back on the road this week as they look to make it three straight series wins as they take on South Dakota State in a three-game Summit League series beginning Friday at 3 p.m.
- Omaha is coming off a 3-1 week in which they took down in-state rival Nebraska on Wednesday 11-9 before taking the series against North Dakota State over the weekend.
- The win over the Huskers marked Omaha's fourth over a Power Four opponent this year after previously beating LSU, Kansas, and K-State. The Mavericks trailed 9-4 halfway through the game, but after scoring seven runs between the fifth and the seventh, including a go-ahead two-run home run from Drew Bomer, the bullpen took care of the rest as Brayden Curtis, Tanner Foerstch, Luke Gainer, and Maddox Meyer blanked them over the final five innings.
- Omaha's win over Nebraska saw the team use a season-high 10 pitchers.
- Over the weekend, the Mavericks bounced back after dropping the series opener vs. NDSU 6-3 by taking the next two games 5-1 and 11-1, the latter ending after seven innings due to the run rule. The series finale saw all nine Mavericks starters record a hit and at least one RBI or run.
- Ben Weber had the best start of the season by a Maverick in Saturday's game, going six shutout innings with eight strikeouts on 117 pitches, all of which are season highs by an Omaha starter this year. Tanner Foerstch would finish the job by throwing a season-high three innings in relief to earn his first career save.
- Offensively, Bomer recorded a hit in each game of the series to extend his hitting streak to nine games, while Tyler Palmer went 4-for-10 in the series to give himself an eight-game streak. Henry Zipay also reached base five times across all three games to extend his on-base streak to 13 games.
- Also having another strong week at the plate were Tyler Bishop, who had a 4-for-4 day with two RBIs and two runs on Sunday, and Cardel Dick, who went 5-for-8 with 3 RBIs and 3 runs over the final two games.

SCOUTING REPORT

The Jackrabbits currently sit in last place in the Summit League at 4-22 with a 2-8 conference record after losing their last four league games vs. North Dakota State and Oral Roberts. SDSU began the week on Tuesday with a 4-3 loss at Minnesota.

Sophomore infielder Luke Luskey has established himself as one of the league's top hitters, sporting a .340/.407/.650 (1.057) slash line with eight home runs, seven doubles, 28 RBIs, and 20 runs scored, all of which lead the team. Slotting in behind him are sophomore infielder Carter Sintek and freshman outfielder Owen Siegert who are both hitting over .300 and own OPSs of .831 and .935, respectively. Siegert is also leads the team with seven steals and is second in RBIs with 15, while Sintek is third in runs with 17.

10 different Jackrabbits have started a game this year, with Caleb Duerr (7.08 ERA), Owen Bishop (8.44), and Sam Schlecht (11.25) getting the bulk of the work with 13 combined starts. The bullpen has seen more success this year with seven relievers owning ERAs of 4.00 or below. Dylan Driessen is the team's most reliable arm with a 3.72 ERA and 25 strikeouts in 19.1 innings across eight appearances. Jake Goble has also been effective this year with a 3.91 ERA and 27 strikeouts in his seven appearances. Overall the team owns a 8.15 staff ERA.

PROBABLE LINEUP

POSITION PLAYERS

Pos.	Name	GP-GS	AVG	AB	R	H	2B	3B	HR	RBI	BB	SO	OPS	SB-ATT
C	Cardel Dick	22-20	.239	71	9	17	5	0	2	15	6	25	.719	0-0
1B	Tyler Bishop	29-29	.284	109	24	31	9	0	2	24	13	25	.796	1-3
2B	Drew Bomer	18-15	.340	50	9	17	4	0	1	10	3	13	.894	0-0
3B	Henry Zipay	29-29	.383	107	26	41	10	2	1	13	17	28	1.026	1-2
SS	Sam Beck	27-26	.250	88	13	22	3	1	0	8	12	19	.662	2-5
LF	Jackson Trout	29-29	.284	109	18	31	4	1	2	20	13	29	.788	6-7
CF	Eli Hoerner	24-20	.188	69	12	13	1	0	1	6	8	22	.534	6-6
RF	Tyler Palmer	20-16	.291	55	11	16	1	1	1	14	9	10	.820	6-6
DH	Mason Gaines	21-19	.269	67	5	18	6	0	0	13	12	22	.751	0-1

STARTING PITCHERS

L/R	Name	GP-GS	W-L	ERA	IP	H	R	ER	BB	K	HR	WP/HB	WHIP	BAA
RHP	Brayden Curtis	8-5	1-3	4.76	22.2	21	16	12	16	20	2	1/2	1.63	.244
RHP	Ben Weber	10-8	1-3	4.85	39.0	34	23	21	27	32	3	6/4	1.56	.236
RHP	Cameron Teinert	8-3	0-4	8.62	31.1	46	32	30	6	24	4	2/2	1.66	.346

SUMMIT LEAGUE STANDINGS

School	League	Overall
St. Thomas^	10-1	16-10
North Dakota State*	7-4	10-18
Oral Roberts	6-4	18-12
Omaha	5-7	11-18
Northern Colorado	3-9	8-21
South Dakota State	2-8	4-22

^2024 Summit League Regular Season Champions

*2024 Summit League Tournament Champions

LEADERS FOR OMAHA

Category	Player	Stats
Batting		
Hits	Zipay	41
AVG	Zipay	.383
Walks	Zipay	17
OBP	Zipay	.484
Doubles	Zipay	10
Triples	Beck & Palmer	2
Home Runs	Four Players Tied	2
SLG	Zipay	.542
OPS	Zipay	1.026
Stolen Bases	Three Players Tied	6
Runs	Bishop & Zipay	26

Pitching

ERA (Starters)	Curtis	4.76
ERA (Relievers)	Foerstch	4.34
Innings Pitched	Weber	39.0
Strikeouts	Weber	32
K/9	Foerstch	12.0
WHIP	Gainer	1.34
Saves	Dreher & Meyer	2

Fielding

Fielding % (min. 50 chances)	Dick	.994
Putouts	Bishop	175
Assists	Beck	72

MAVERICKS CLIMBING CAREER CHARTS

Saves

1. Nate McCabe (2002-03)	19
2. Shawn Smith (2006-07)	16
3. Brandon Dahl (2006-10)	14
4. Cal Hehnke (2016-19)	12
T5. Chris Irsfeld (1992, 1994-96)	11
T5. Josh Bullock (2010-14)	11
7. Blake Denoyer (2005-08)	10
8. Jacob Mohler (2019-21)	9
9. Luke Gainer (2023-25)	7
10. Brandon Kelley (2005)	6

SUMMIT LEAGUE PLAYERS OF THE WEEK

Feb. 24 - Peak Pitcher of the Week..... Luke Gainer
Mar. 31 - Peak Performer of the Week..... Tyler Bishop

OMAHA BASEBALL

2025 GAME NOTES

QUICK FACTS

GENERAL INFORMATION

NameUniversity of Nebraska Omaha
City.....Omaha, Neb.
Founded.....1908
Enrollment.....15,328
Nickname.....Mavericks
School Colors.....Crimson and Black
Affiliation.....NCAA Division I
Conference.....The Summit League
Chancellor.....Dr. Joanne Li
Director of Athletics.....Adrian Dowell
Home Field.....Tal Anderson Field
Surface.....Artificial Turf
Dimensions.....LF-330, CF-410, RF-330

BASEBALL HISTORY

First Year of Baseball.....1947
All-Time Record.....1,624-1,305-7 (75 Years)
Summit League All-Time Record.....159-145-1
NCAA D-I Regional Appearances.....1

TEAM INFORMATION

2024 Overall Record.....18-32-1
2024 Summit League Record/Finish.....16-13-1/2nd
Position Starters Returning/Lost.....7/4
Starting Pitchers Returning/Lost.....1/3
Redshirts Returning.....1
Newcomers.....24

COACHING STAFF

Head Coach.....Evan Porter (9th Year)
Alma Mater.....Omaha (2009)
Record at UNO.....166-237-2
Career Record.....Same
Assistant Coach.....John Manganaro (2nd Year)
Assistant Coach.....Darin Ruf (1st Year)
Pitching Coach.....Michael Bradshaw (2nd Year)

MEDIA INFORMATION

Baseball SID.....Zach Levine
Phone.....(908) 655-7033
Email.....zlevine@omavs.com
Athletics Website.....OMavs.com
Facebook.....Facebook.com/OmahaBSB
Twitter.....@OmahaBSB
Instagram.....@omavs/@OmahaBSB
Mailing Address.....Sapp Fieldhouse
.....6001 Dodge Street, Omaha, NE, 68182

NUMERICAL ROSTER

#	Name	Cl.	Pos.	Ht.	Wt.	B/T	Hometown (High School/Previous School)
1	Henry Zipay	Sr.	INF/OF	6-2	185	L/R	Omaha, Neb. (Westside/Iowa Western CC)
2	Tyler Bishop	Jr.	INF/OF	6-2	206	R/R	Lincoln, Neb. (Southeast CC)
3	Kael Babin	Jr.	OF	5-6	160	R/R	Gonzales, La. (East Ascension/Hutchinson CC)
4	Paul Schuyler	Jr.	INF/OF	5-10	180	R/R	Bellevue, Neb. (Bellevue East/Southeast CC)
5	Brayden Curtis	Jr.	RHP	6-1	220	R/R	Papillion, Neb. (Southeast CC)
6	Trent Burkhalter	Sr.	C	6-1	210	R/R	Stacy, Minn (Kirkwood CC)
7	Noah Greise	Sr.	INF/OF	6-0	210	R/R	Omaha, Neb. (Millard South/Wichita State)
8	Isaac Cychosz	Jr.	RHP	6-1	190	R/R	Rosholt, Wis. (Bryant & Stratton CC)
9	Gavin Brummund	Jr.	RHP	6-0	185	R/R	Omaha, Neb. (Skutt Catholic/Fort Scott CC)
10	Eli Hoerner	Jr.	OF	6-0	160	R/R	Smithton, Ill. (Freeburg/Iowa Western CC)
11	Joel Benes	Gr.	LHP/1B	6-2	220	R/L	Hickman, Neb. (Norris/Cloud County CC)
12	Tyler Palmer	Gr.	INF	6-0	180	R/R	Columbus, Neb. (Southeast CC)
13	Matt Dreher	Gr.	LHP	5-11	170	L/L	Blair, Neb. (Northeast CC)
14	Tanner Foerstch	Fr.	RHP	5-9	180	R/R	Elkhorn, Neb. (Elkhorn South)
15	Nick Scanlon	Gr.	RHP	6-1	215	R/R	Johnston, Iowa (Kirkwood CC)
16	Grant Wagner	R-Fr.	RHP	6-2	195	R/R	Omaha, Neb. (Creighton Prep)
17	Oliver Mabee	Jr.	OF/RHP	6-6	215	R/R	Victoria, Canada (Oak Bay/Trinidad State)
18	Luke Gainer	Sr.	LHP	6-0	195	L/L	Waukee, Iowa (Waukee/Iowa Western CC)
19	Cardel Dick	So.	C	5-10	180	R/R	Abbotsford, British Columbia, Canada (Vauxhall Academy)
20	Jackson Trout	Sr.	INF/OF	6-5	220	R/R	Papillion, Neb. (Northeast CC)
21	Sam Beck	Jr.	INF/RHP	5-9	R/R	Riverton, Utah (Riverton/BYU)	
22	Mason Gaines	Fr.	OF/LHP	6-2	200	L/L	Lincoln, Neb. (Lincoln East)
23	Jamison Harris	Fr.	LHP	6-4	238	L/L	Omaha, Neb. (Creighton Prep)
24	Drew Borne	Jr.	INF	5-10	185	R/R	Omaha, Neb. (Millard West/Southwest CC)
25	Brady LeJeune-DeAcutis	Sr.	LHP	6-6	185	L/L	Highlands Ranch, Colo. (ThunderRidge/Texas Tech)
26	Blake Stenger	Sr.	OF	6-0	185	R/R	Omaha, Neb. (Millard South/Illinois State)
27	Tanner Hosick	Fr.	RHP	5-7	155	R/R	Bellevue, Neb. (Bellevue West)
28	Maddox Meyer	Fr.	RHP	6-1	165	R/R	Malcolm, Neb. (Malcolm)
29	Grant Sommers	So.	INF	6-0	187	R/R	Omaha, Neb. (Creighton Prep)
30	CJ Hood	Jr.	RHP	6-4	200	R/R	Hickman, Neb. (Norris/Nebraska & LBSU)
31	Ben Weber	Sr.	RHP	6-1	200	R/R	Omaha, Neb. (Millard North/George Gwinnett & K-State)
32	Reed Scott	Sr.	RHP	6-2	200	R/R	Hutchinson, Kan. (Hutchinson CC)
33	Zeke Minic	So.	C	6-2	220	R/R	Thornton, Colo. (Horizon/McCook CC)
34	Cooper Wesslund	Jr.	INF	5-9	170	R/R	Lincoln, Neb. (Lincoln North Star/Hutchinson CC)
35	Nate Moquin	Jr.	RHP	6-4	200	R/R	Omaha, Neb. (Millard South/Iowa Western CC)
36	Carter Navin	So.	LHP	6-3	195	R/R	Omaha, Neb. (Elkhorn South)
37	Carter Mick	Fr.	LHP	6-3	190	L/L	Lincoln, Neb. (Lincoln East)
38	Michael Sall	Fr.	RHP	6-2	205	R/R	Omaha, Neb. (Creighton Prep)
40	Nick Riggs	Fr.	OF/LHP	5-10	200	L/L	Omaha, Neb. (Bellevue West/Creighton Prep)
44	Landon Mueller	Jr.	RHP	5-11	185	R/R	Fremont, Neb. (Fremont/Southeast CC)
45	Cameron Teinert	Jr.	RHP	6-2	210	R/R	Lincoln, Neb. (Lincoln North Star/Southeast CC)

Head Coach: Evan Porter (9th Season)
Assistant Coach: Darin Ruf (1st Season)
Assistant Coach: John Manganaro (2nd Season)
Pitching Coach: Michael Bradshaw (2nd Season)

Pronunciation Guide

#1 Zipay – Zuh-Pay
#3 Kael Babin– Kale
#4 Schuyler – Skylar
#7 Greise – Grice
#8 Cychosz – See-Kosh
#10 Hoerner – Horner
#13 Dreher – Dray-Er
#25 LeJeune DeAcutis – Lay-June-Day-Ah-Coo-Tiss
#29 Sommers – Summers
#45 Teinert – Tie-ner

PRO MAVS

In the last two seasons, two Mavericks have been drafted by Major League teams, plus a third who signed a pro contract as a free agent. In 2023, third baseman **Mike Boeve** became the highest draft pick in program history when he was taken 54th overall in the second round by the Milwaukee Brewers. Since then he has become one of the top prospects in baseball, entering the 2025 season ranked as the 10th best third base prospect and the 12th in the Brewers organization. In two minor league seasons he is slashing .334/.411/.486 (.897 OPS) and will begin the year in Double-A. MLB.com has him projected to make his major league debut this year. Also going pro that year was shortstop **Devin Hurdle**, who signed as a free agent with the Texas Rangers. He made it up to Double-A and drove in five runs in two games at that level. Overall he drove in 22 runs and scored 19 in two seasons in the minors.

Omaha's most recent pro from last year was RHP **Harrison Kreiling**, who was taken 513th overall in the 17th round by the Seattle Mariners. He will make his debut minor league debut later this year.

There is also a pro who joined the Mavericks this year with the addition of new assistant coach **Darin Ruf**. A nine-year major leaguer, Ruf played in 581 games in his MLB career, finishing with 67 home runs, 205 RBIs, 198 runs scored, and a .756 OPS. He was also a huge star in South Korea's KBO for three seasons where he slashed .313/.404/.564 and racked up 86 home runs and 350 RBIs in 404 games.

OMAHA BASEBALL

2025 GAME NOTES

SEASON SCHEDULE

Date	Opponent	Location	Time (CT)
Feb. 14	at Tulane	New Orleans, La.	L, 12-10
Feb. 15	at Tulane	New Orleans, La.	L, 10-4
Feb. 16	at Tulane	New Orleans, La.	L, 10-7
Feb. 18	at Nicholls	Thibodaux, La.	W, 5-2
Feb. 21	at Louisiana State	Baton Rouge, La.	L, 4-2
Feb. 22 (DH)	at Louisiana State	Baton Rouge, La.	W, 5-4
Feb. 22 (DH)	at Louisiana State	Baton Rouge, La.	L, 12-1
Feb. 27	at Kansas	Lawrence, Kan.	L, 12-8
Feb. 28	at Kansas	Lawrence, Kan.	W, 9-5
Mar. 1	at Kansas	Wichita, Kan.	L, 8-0
Mar. 2	at Kansas	Lawrence, Kan.	L, 5-1
Mar. 8	vs. SIUE	Omaha, Neb.	L, 14-6
Mar. 9 (DH)	vs. SIUE	Omaha, Neb.	L, 2-0
Mar. 9 (DH)	vs. SIUE	Omaha, Neb.	W, 9-4
Mar. 12	vs. K-State	Omaha, Neb.	W, 3-1
Mar. 14	vs. St. Thomas*	Omaha, Neb.	L, 21-11 (7 Inn.)
Mar. 15	vs. St. Thomas*	Omaha, Neb.	L, 4-3
Mar. 16	vs. St. Thomas*	Lincoln, Neb.	L, 13-7
Mar. 21	at Oral Roberts*	Tulsa, Okla.	L, 10-1
Mar. 22	at Oral Roberts*	Tulsa, Okla.	L, 10-0 (7 Inn.)
Mar. 23	at Oral Roberts*	Tulsa, Okla.	L, 5-3
Mar. 25	vs. Creighton	Omaha, Neb.	L, 10-0 (7 Inn.)
Mar. 28 (DH)	vs. Northern Colorado*	Omaha, Neb.	W, 11-9
Mar. 28 (DH)	vs. Northern Colorado*	Omaha, Neb.	W, 14-10
Mar. 29	vs. Northern Colorado*	Omaha, Neb.	W, 6-5
Mar. 4 (Rescheduled from 3/4)	vs. Nebraska	Omaha, Neb.	W, 11-9
Apr. 4	vs. North Dakota State*	Omaha, Neb.	L, 6-3
Apr. 5	vs. North Dakota State*	Omaha, Neb.	W, 5-1
Apr. 6	vs. North Dakota State*	Omaha, Neb.	W, 11-1 (7 Inn.)
Apr. 11	at South Dakota State*	Brookings, S.D.	3 p.m.
Apr. 12	at South Dakota State*	Brookings, S.D.	1 p.m.
Apr. 13	at South Dakota State*	Brookings, S.D.	1 p.m.
Apr. 17	vs. Oral Roberts*	Omaha, Neb.	5 p.m.
Apr. 18	vs. Oral Roberts*	Omaha, Neb.	5 p.m.
Apr. 19	vs. Oral Roberts*	Omaha, Neb.	4 p.m.
Apr. 25	at Northern Colorado*	Greeley, Colo.	3 p.m.
Apr. 26	at Northern Colorado*	Greeley, Colo.	1 p.m.
Apr. 27	at Northern Colorado*	Greeley, Colo.	1 p.m.
Apr. 29	at Creighton	Omaha, Neb.	11 a.m.
May 2	at St. Thomas*	St. Paul, Minn.	3 p.m.
May 3	at St. Thomas*	St. Paul, Minn.	1 p.m.
May 4	at St. Thomas*	St. Paul, Minn.	1 p.m.
May 6	at K-State	Manhattan, Kan.	6 p.m.
May 9	vs. South Dakota State*	Omaha, Neb.	6 p.m.
May 10	vs. South Dakota State*	Omaha, Neb.	6 p.m.
May 11	vs. South Dakota State*	Omaha, Neb.	12 p.m.
May 13	vs. Creighton	Omaha, Neb.	6 p.m.
May 15	at North Dakota State*	Fargo, N.D.	6:30 p.m.
May 16	at North Dakota State*	Fargo, N.D.	6:30 p.m.
May 17	at North Dakota State*	Fargo, N.D.	1 p.m.
May 21-24	Summit League Championship	Omaha, Neb.	TBA

* - Denotes Summit League game • All home games listed in **bold italics** and played at Tal Anderson Field. • All times Central.

• For the most up-to-date schedule information, visit OMavs.com.

EVAN PORTER



SUMMIT LEAGUE COACH OF THE YEAR:
2019, 2024



QUICK HITS

POSITION	HEAD COACH
HOME TOWN	OMAHA, NEB.
ALMA MATER	OMAHA, '09
OMAHA RECORD	166-237-2 (NINTH SEASON)
CAREER RECORD	SAME

CAREER COACHING RECORD

Season	Overall	Summit League
2017	12-40	9-19
2018	15-35	10-17
2019	31-24-1	20-10
2020	10-4	0-0
2021	22-25	14-12
2022	26-31	12-12
2023	21-28	9-14
2024	18-32-1	16-13-1
2025	11-18	5-7
Total	166-237-2	95-95-1

ALL-LEAGUE PERFORMERS UNDER PORTER

2024	Matt Goetzmann	DPOY
2024	Matt Goetzmann	First Team
2024	Harrison Kreiling	First Team
2024	Tyler Bishop	Second Team
2024	Henry Zipay	Second Team
2024	Drew Lechnir	Second Team
2024	Noah Greise	Second Team
2024	Luke Gainer	Second Team
2023	Mike Boeve	First Team
2023	Devin Hurdle	First Team
2023	Brennen Bales	Second Team
2022	Caleb Reidel	Newcomer of the Year
2022	Caleb Reidel	First Team
2022	Mike Boeve	Player of the Year
2022	Mike Boeve	First Team
2022	Harrison Denk	Second Team
2022	Mark Timmins	Second Team
2021	Mike Boeve	First Team
2021	Eduardo Rosario	Second Team
2021	Masen Prosocki	Second Team
2021	Keil Krumwiede	Second Team
2021	Chris Esposito	Second Team
2019	Evan Porter	Coach of the Year
2019	Payton Kinney	Pitcher of the Year
2019	Payton Kinney	First Team
2019	Parker Smejkal	First Team
2019	Breyden Eckhout	First Team
2019	Keil Krumwiede	Second Team
2019	Brett Bonar	Second Team
2019	Thomas DeBonville	Second Team
2019	Grant Suponchick	Second Team
2019	Cal Hehnke	Second Team
2018	Thomas DeBonville	Second Team
2017	Grant Suponchick	First Team

One of the most decorated players in UNO history and UNO Hall of Fame Class of 2018 inductee, Evan Porter is in his ninth year as head coach of the Omaha baseball program in 2025. He previously spent four seasons as an assistant coach with the Mavericks from 2013-16.

In just his third season at the helm, Porter led his team to the program's first NCAA Division I Baseball Regional berth after the Mavericks captured The Summit League Regular Season and Tournament championships. Porter was also named Summit League Coach of the Year and saw eight of his players earn All-Summit honors. His team finished 31-24-1 and more than doubled in wins from the previous season en route to an appearance in the Los Angeles Regional against No. 1 UCLA. The Mavericks also finished the 2019 with a .984 fielding percentage, which marked the nation's best. The team also saw Payton Kinney earn Summit League Pitcher of the Year, Tournament MVP and Rawlings/ABCA All-America Third Team honors.

In 2020, the Mavericks were limited to just 14 games, but saw a multitude of highlights. Despite a shortened season, Omaha recorded a 10-4 record, which marked the program's best start in the Division I era. The Mavericks sat atop the league standings and ended the season on a six-game winning streak.

The following year, Omaha played almost a full season, going 22-25 overall and securing the No. 3 seed in the Summit League Conference Tournament by going 14-12 in conference play. The team was bested, however, in the first round by the eventual champions from North Dakota State.

In 2022, the Mavericks continued to find success under Porter, reaching the Summit League postseason for the third time in a row after ending the regular season 12-12 in the conference. Fourth-seeded Omaha faced top-seeded North Dakota State twice in the tournament, first in the opening round and later in the elimination game, winning both contests and making it all the way to the finals.

Omaha made the conference tournament for the fourth year in a row in 2023, led by future second-round draft pick Mike Boeve. Under Porter's leadership Boeve finished his final year in Omaha with his third All-Summit selection and went on to become the program's highest ever pick in the MLB draft at 54th overall.

In his most recent season, Porter led the Mavericks to a 16-13-1 record in Summit League play, earning them the No. 1 seed heading into the conference tournament and the right to host the 2025 tournament. The team totaled 12 All-Summit honors this year, including the second Coach of the Year award for Porter.

Porter was four-year starter at shortstop from 2005-09 and a two-time All-American. He was also a three-time all-region selection from 2007-09, earning awards from Daktronics and Rawlings/ABCA. Additionally, Porter was a two-time All-NCC pick (2007-08) and was first-team All-MIAA in 2009.

Porter's name runs through the Omaha record books, as he remains the program's all-time leader in games played (239), at-bats (869), hits (323), doubles (75), home runs (43), runs batted in (249) and total bases (527). His 97 hits recorded as a senior were a UNO single-season record that still stands, and his 23 doubles and 76 RBI in his junior year both rank second on the single-season charts.

A member of the UNO squad that earned a berth to the 2007 NCAA Division II College World Series, Porter was part of two Maverick teams (2006, 2008) that set a school record with 45 wins. During his time, UNO made four straight NCAA regional appearances and won the 2008 NCC championship.

Following his senior campaign, Porter was drafted by the Philadelphia Phillies in the 23rd round. He has played professionally overseas for the Solingen Alligators in Germany (2010), Gothenburg Sharks in Sweden (2011), Victoria Park Reds in Australia (2011-12), ADO AamigoO Lakers in Holland (2012) and Sölvesborg Firehawks in Sweden (2014, 2016).

OMAHA BASEBALL

2020 SEASON PROSPECTUS

THE 2024 MAVERICKS



HENRY ZIPAY
1 • INF/OF • Sr. • 6-1 • 185
Omaha, Neb.



TYLER BISHOP
2 • INF • Jr. • 6-2 • 06
Omaha, Neb.



KAEL BABIN
3 • OF • Jr. • 5-6 • 160
Gonzales, La.




PAUL SCHUYLER
4 • INF/OF • Jr. • 5-10 • 180
Bellevue, Neb.



BRAYDEN CURTIS
5 • RHP • Jr. • 6-1 • 220
Papillion, Neb.



TRENT BURKHALTER
6 • C • Sr. • 6-1 • 210
Stacy, Minn.



NOAH GREISE
7 • INF • Sr. • 6-0 • 210
Omaha, Neb.




ISAAC CYCHOSZ
8 • RHP • Jr. • 6-1 • 190
Rosholt, Wis.



GAVIN BRUMMUND
9 • RHP • Jr. • 6-0 • 185
Omaha, Neb.



ELI HOERNER
10 • OF • Jr. • 6-0 • 160
Smithton, Ill.



JOEL BENES
11 • LHP/1B • Gr. • 6-2 • 220
Hickman, Neb.



TYLER PALMER
12 • INF • Gr. • 6-0 • 180
Columbus, Neb.




MATT DREHER
13 • LHP • Gr. • 5-11 • 170
Blair, Neb.




TANNER FOERSTCH
14 • RHP • Fr. • 5-9 • 180
Elkhorn, Neb.



NICK SCANLON
15 • RHP • Gr. • 6-1 • 215
Johnston, Iowa



GRANT WAGNER
16 • RHP • R-Fr. • 6-2 • 195
Kimberly, Wis.




OLIVER MABEE
17 • OF/RHP • Jr. • 6-6 • 215
Victoria, Canada



LUKE GAINER
18 • LHP • Sr. • 6-2 • 205
Wauke, Iowa



CARDEL DICK
19 • C • So. • 5-10 • 180
Abbotsford, B.C., Canada



JACKSON TROUT
20 • INF/OF • Sr. • 6-5 • 220
Papillion, Neb.

OMAHA BASEBALL

2020 SEASON PROSPECTUS



SAM BECK
21 • INF/RHP • Jr. • 5-9 • -
Riverton, Utah




MASON GAINES
22 • OF/LHP • Fr. • 6-2 • 200
Lincoln, Neb.



JAMISON HARRIS
23 • LHP • Fr. • 6-4 • 238
Omaha, Neb.



DREW BORNER
24 • INF • Jr. • 5-10 • 185
Omaha, Neb.



BRADY LEJEUNE-DEACUTIS
25 • LHP • Sr. • 6-6 • 185
Highlands Ranch, Colo.



BLAKE STENGER
26 • OF • Sr. • 6-0 • 185
Omaha, Neb.



TANNER HOSICK
27 • RHP • Fr. • 5-7 • 155
Bellevue, Neb.



MADDOX MEYER
28 • RHP • Fr. • 6-1 • 165
Malcolm, Neb.



GRANT SOMMERS
29 • INF • So. • 6-0 • 187
Omaha, Neb.



CJ HOOD
30 • RHP • Jr. • 6-4 • 200
Hickman, Neb.



BEN WEBER
31 • RHP • Sr. • 6-1 • 200
Omaha, Neb.



REED SCOTT
32 • RHP • Sr. • 6-2 • 200
Hutchinson, Kan.



ZEKE MINIC
33 • C • So. • 6-2 • 220
Thornton, Colo.



COOPER WESSLUND
34 • INF • Jr. • 5-9 • 170
Lincoln, Neb.




NATE MOQUIN
35 • RHP • Jr. • 6-4 • 200
Omaha, Neb.



CARTER NAVIN
36 • RHP • So. • 6-3 • 195
Omaha, Neb.



CARTER MICK
37 • LHP • Fr. • 6-3 • 190
Lincoln, Neb.



MICHAEL SALL
38 • RHP • Fr. • 6-2 • 205
Omaha, Neb.



NICK RIGGS
40 • OF/LHP • Fr. • 5-10 • 200
Omaha, Neb.



LANDON MUELLER
44 • RHP • Jr. • 5-11 • 185
Fremont, Neb.

OMAHA BASEBALL

2020 SEASON PROSPECTUS



CAMERON TEINERT

45 • RHP • Jr. • 6-2 • 210
Lincoln, Neb.



EVAN PORTER

Head Coach
9th Season



JOHN MANGANARO

Assistant Coach
2nd Season



DARIN RUF

Assistant Coach
1st Season



MICHAEL BRADSHAW

Pitching Coach
2nd Season

OVERALL STATS



2025 Omaha Baseball Overall Statistics for Omaha (as of Apr 09, 2025) (All games Sorted by Batting avg)

Record: 11-18 Home: 8-7 Away: 3-10 Neutral: 0-1 Summit: 5-7

Player	avg	gp-gs	ab	r	h	2b	3b	hr	rbi	tb	slg%	bb	hp	so	gdp	ob%	sf	sh	sb-att	po	a	e	fld%
1 Henry Zipay	.383	29-29	107	26	41	10	2	1	13	58	.542	17	4	28	1	.484	0	4	1-2	12	52	5	.928
24 Drew Borer	.340	18-15	50	9	17	4	0	1	10	24	.480	3	4	13	0	.414	1	1	0-0	31	39	2	.972
12 Tyler Palmer	.291	20-16	55	11	16	1	1	1	14	22	.400	9	4	10	0	.420	1	2	6-6	35	0	0	1.000
20 Jackson Trout	.284	29-29	109	18	31	4	1	2	20	43	.394	13	8	29	1	.394	2	0	6-7	54	1	2	.965
2 Tyler Bishop	.284	29-29	109	24	31	9	0	2	24	46	.422	13	5	25	3	.374	4	0	1-3	175	7	2	.989
22 Mason Gaines	.269	21-19	67	5	18	6	0	1	6	17	.358	12	3	22	1	.393	2	0	0-1	3	0	0	1.000
21 Sam Beck	.250	27-26	88	13	22	3	1	0	8	27	.307	12	4	19	1	.355	3	0	2-5	34	72	10	.914
26 Blake Stenger	.241	9-8	29	2	7	1	0	0	5	8	.276	4	0	11	0	.314	2	1	4-4	18	1	1	.950
19 Cardel Dick	.239	22-20	71	9	17	5	0	2	15	28	.394	6	3	25	0	.325	0	2	0-0	148	10	1	.994
10 Eli Hoerner	.188	24-20	69	12	13	1	0	1	6	17	.246	8	2	22	2	.288	1	3	6-6	39	1	2	.952
3 Kael Babin	.182	15-11	33	7	6	1	0	0	2	7	.212	7	7	17	0	.417	1	1	1-3	17	0	0	1.000
7 Noah Greise	.138	12-6	29	3	4	1	0	0	2	5	.172	1	1	11	1	.194	0	0	0-0	1	0	0	1.000
6 Trent Burkhalter	.133	16-14	45	6	6	1	0	2	9	13	.289	9	3	13	0	.310	1	1	0-0	102	8	3	.973
29 Grant Sommers	.114	11-8	35	6	4	0	0	1	5	7	.200	3	1	14	0	.200	1	0	0-0	14	21	1	.972

4 Paul Schuyler	.263	10-5	19	4	5	1	0	0	0	6	.316	3	4	6	0	.462	0	0	1-1	8	15	1	.958
34 Cooper Wesslund	.091	5-4	11	1	1	0	0	0	0	1	.091	0	0	6	0	.091	0	1	0-0	7	6	0	1.000
11 Joel Benes	.000	3-1	6	0	0	0	0	0	0	0	.000	0	0	2	0	.000	0	0	0-0	8	2	0	1.000
17 Oliver Mabee	.000	3-1	4	0	0	0	0	0	0	0	.000	1	1	3	0	.333	0	0	0-0	4	1	0	1.000
8 Isaac Cychosz	.000	1-0	0	0	0	0	0	0	0	0	.000	0	0	0	0	.000	0	0	0-0	2	1	0	1.000
Totals	.255	29	936	156	239	48	5	13	146	336	.359	121	54	276	10	.366	19	16	28-38	724	255	38	.963
Opponents	.292	29	966	219	282	67	8	33	198	464	.480	159	30	221	17	.402	17	12	40-49	739	207	32	.967

LOB - Team (246), Opp (242). DPs turned - Team (21), Opp (12). CI - Team (1), C. Dick 1. IBB - Team (1), J. Trout 1, Opp (1).
Picked off - P. Schuyler 1.

(All games Sorted by Earned run avg)

Player	era	w-l	app	gs	cg	sho	sv	ip	h	r	er	bb	so	2b	3b	hr	b/avg	wp	hp	bk	sfa	sha
31 Ben Weber	4.85	1-3	10	8	0	0/0	0	39.0	34	23	21	27	32	3	1	3	.236	6	4	0	1	2
45 Cameron Teinert	8.62	0-4	8	3	0	0/0	0	31.1	46	32	30	6	24	13	3	4	.346	2	2	0	1	2

14 Tanner Foerstch	4.30	1-1	10	1	0	0/0	1	14.2	15	9	7	11	19	5	0	1	.254	0	1	0	1	0
18 Luke Gainer	4.34	5-1	12	0	0	0/0	0	18.2	15	10	9	10	19	1	0	3	.221	0	2	0	1	3
G. Brummund	4.50	0-0	1	0	0	0/0	0	2.0	4	1	1	1	1	0	0	0	.444	1	0	0	0	0
5 Brayden Curtis	5.16	1-3	8	5	0	0/0	1	22.2	21	16	13	16	20	4	1	2	.244	1	2	1	0	0
9 Gavin Brummond	6.52	0-0	7	0	0	0/0	0	9.2	14	8	7	5	4	2	0	2	.333	1	0	0	0	0
17 Oliver Mabee	6.62	0-0	9	2	0	0/0	1	17.2	24	13	13	7	19	14	0	0	.308	2	2	0	0	0
30 CJ Hood	7.47	0-4	6	5	0	0/0	0	15.2	14	14	13	17	15	5	0	0	.241	2	2	0	2	2
37 Carter Mick	7.50	2-0	9	0	0	0/0	0	12.0	12	10	10	13	8	2	1	3	.279	2	3	1	3	1
28 Maddox Meyer	8.46	0-0	10	3	0	0/0	2	22.1	31	26	21	11	17	7	0	5	.326	1	2	0	2	0
15 Nick Scanlon	9.00	0-0	1	0	0	0/0	0	1.0	1	1	1	1	1	0	0	1	.250	0	0	0	0	0
44 Landon Mueller	9.72	1-1	11	0	0	0/0	0	8.1	11	9	9	7	11	1	1	1	.324	3	2	1	2	0
8 Isaac Cychosz	12.15	0-0	7	2	0	0/0	0	6.2	15	9	9	4	7	3	1	3	.441	3	0	0	0	1
13 Matt Dreher	12.86	0-0	10	0	0	0/0	2	7.0	8	10	10	9	12	1	0	2	.320	2	5	0	3	0
27 Tanner Hosick	15.43	0-0	5	0	0	0/0	0	4.2	4	8	8	5	3	0	0	1	.222	0	1	0	0	0
25 Brady LeJeune-DeA	16.20	0-0	8	0	0	0/0	0	5.0	10	11	9	3	5	4	0	2	.417	2	0	0	1	1
32 Reed Scott	20.25	0-1	3	0	0	0/0	0	1.1	2	4	3	1	3	1	0	0	.333	1	2	0	0	0
35 Nate Moquin	20.25	0-0	2	0	0	0/0	0	1.1	1	3	3	2	0	1	0	0	.200	1	0	0	0	0
16 Grant Wagner	54.00	0-0	1	0	0	0/0	0	0.1	0	2	2	3	1	0	0	0	.000	1	0	1	0	0
Totals	7.42	11-18	29	29	0	0/0	7	241.1	282	219	199	159	221	67	8	33	.292	31	30	4	17	12
Opponents	5.33	18-11	29	29	0	4/4	5	246.1	239	156	146	121	276	48	5	13	.255	20	54	1	19	16

PB - Team (6), C. Dick 3, T.Burkhalter 3, Opp (5). Pickoffs - Team (1), B. Curtis 1, Opp (1). SBA/ATT - C. Dick (22-29), T.Burkhalter (18-20), B. Weber (8-12), C. Hood (7-8), M. Meyer (5-6), C. Teinert (4-5), T. Foerstch (3-4), C. Mick (3-3), R. Scott (2-2), M. Dreher (2-2), B. Curtis (1-2), I. Cychosz (2-2), O. Mabee (1-1), L. Mueller (1-1), G. Brummond (1-1).

SUMMIT LEAGUE STATS



2025 Omaha Baseball Conference statistics for Omaha (as of Apr 09, 2025) (Summit games only Sorted by Batting avg)

Record: 5-7 Home: 5-4 Away: 0-3 Summit: 5-7

Player	avg	gp-gs	ab	r	h	2b	3b	hr	rbi	tb	slg%	bb	hp	so	gdp	ob%	sf	sh	sb-att	po	a	e	fld%
1 Henry Zipay	.426	12-12	47	14	20	6	1	0	4	28	.596	6	2	11	0	.509	0	0	1-2	7	17	2	.923
2 Tyler Bishop	.395	12-12	43	14	17	6	0	2	14	29	.674	10	2	8	1	.518	1	0	1-3	82	5	1	.989
19 Cardel Dick	.379	10-9	29	5	11	4	0	2	10	21	.724	2	1	6	0	.438	0	1	0-0	62	5	1	.985
24 Drew Borner	.355	8-8	31	5	11	3	0	0	6	14	.452	0	1	7	0	.364	1	0	0-0	18	18	0	1.000
12 Tyler Palmer	.317	12-11	41	8	13	1	0	1	10	17	.415	5	2	6	0	.408	1	0	4-4	23	0	0	1.000
26 Blake Stenger	.294	5-4	17	1	5	1	0	0	3	6	.353	2	0	4	0	.368	0	0	4-4	9	1	0	1.000
22 Mason Gaines	.281	9-9	32	2	9	1	0	0	8	10	.313	4	2	12	1	.375	2	0	0-0	0	0	0	.000
20 Jackson Trout	.261	12-12	46	8	12	1	1	0	6	15	.326	5	2	7	0	.345	2	0	3-3	19	1	1	.952
10 Eli Hoerner	.176	10-9	34	6	6	0	0	1	3	9	.265	0	0	13	1	.171	1	0	3-3	16	0	2	.889
21 Sam Beck	.175	12-12	40	5	7	0	0	0	3	7	.175	3	1	8	0	.239	2	0	1-2	16	35	3	.944
6 Trent Burkhalter	.000	6-4	12	2	0	0	0	0	1	0	.000	3	0	3	0	.188	1	0	0-0	25	3	2	.933

3 Kael Babin	.200	4-2	5	1	1	1	0	0	1	2	.400	1	1	4	0	.375	1	0	0-1	2	0	0	1.000
29 Grant Sommers	.200	2-1	5	1	1	0	0	0	1	1	.200	0	1	2	0	.333	0	0	0-0	1	4	0	1.000
4 Paul Schuyler	.125	5-2	8	2	1	0	0	0	0	1	.125	1	2	4	0	.364	0	0	1-1	4	4	0	1.000
34 Cooper Wesslund	.000	1-1	4	0	0	0	0	0	0	0	.000	0	0	2	0	.000	0	0	0-0	2	2	0	1.000
7 Noah Greise	.000	4-0	4	1	0	0	0	0	1	0	.000	0	1	1	0	.200	0	0	0-0	1	0	0	1.000
8 Isaac Cychosz	.000	1-0	0	0	0	0	0	0	0	0	.000	0	0	0	0	.000	0	0	0-0	2	1	0	1.000
Totals	.286	12	398	75	114	24	2	6	71	160	.402	42	18	98	3	.370	12	1	18-23	298	104	15	.964
Opponents	.316	12	408	95	129	33	3	12	87	204	.500	62	13	90	5	.416	7	7	15-19	297	78	18	.954

LOB - Team (94), Opp (105). DPs turned - Team (7), Opp (4). CI - Team (1), C. Dick 1. IBB - Team (1), J. Trout 1.

(Summit games only Sorted by Earned run avg)

Player	era	w-l	app	gs	cg	sho	sv	ip	h	r	er	bb	so	2b	3b	hr	b/avg	wp	hp	bk	sfa	sha
31 Dan Weber	4.43	1-0	4	2	0	0/0	0	20.1	23	10	10	10	23	2	0	1	.284	3	2	0	0	1
5 Brayden Curtis	5.11	1-2	4	2	0	0/0	1	12.1	10	8	7	9	10	1	0	1	.217	0	1	0	0	0
45 Cameron Teinert	12.89	0-3	4	2	0	0/0	0	14.2	28	22	21	5	7	10	3	2	.424	0	2	0	0	2

18 Luke Gainer	1.12	2-0	4	0	0	0/0	0	8.0	3	1	1	2	8	0	0	1	.120	0	0	0	1	2
14 Tanner Foerstch	3.86	0-0	4	0	0	0/0	1	7.0	6	4	3	4	10	2	0	0	.214	0	0	0	1	0
17 Oliver Mabee	5.40	0-0	4	2	0	0/0	0	8.1	11	5	5	5	8	7	0	0	.297	2	1	0	0	0
44 Landon Mueller	7.71	1-0	3	0	0	0/0	0	2.1	1	2	2	3	5	0	0	0	.143	2	1	0	1	0
28 Maddox Meyer	8.18	0-0	4	3	0	0/0	0	11.0	12	10	10	6	6	3	0	2	.286	0	1	0	1	0
9 Gavin Brummond	9.00	0-0	3	0	0	0/0	0	3.0	7	4	3	2	2	2	0	0	.412	1	0	0	0	0
25 Brady LeJeune-DeA	9.00	0-0	1	0	0	0/0	0	1.0	2	1	1	1	2	0	0	1	.400	0	0	0	0	0
37 Carter Mick	9.82	0-0	3	0	0	0/0	0	3.2	6	4	4	5	2	1	0	0	.375	1	2	1	1	0
27 Tanner Hosick	18.00	0-0	2	0	0	0/0	0	2.0	2	4	4	2	2	0	0	1	.250	0	0	0	0	0
30 CJ Hood	23.62	0-2	2	1	0	0/0	0	2.2	6	8	7	5	2	2	0	0	.500	0	1	0	1	1
13 Matt Dreher	31.50	0-0	3	0	0	0/0	0	2.0	6	7	7	2	2	1	0	1	.600	1	2	0	1	0
8 Isaac Cychosz	45.00	0-0	2	0	0	0/0	0	1.0	6	5	5	1	1	2	0	2	.750	0	0	0	0	1
Totals	8.15	5-7	12	12	0	0/0	2	99.1	129	95	90	62	90	33	3	12	.316	10	13	1	7	7
Opponents	6.36	7-5	12	12	0	1/1	3	99.0	114	75	70	42	98	24	2	6	.286	4	18	1	12	1

PB - Team (6), C. Dick 3, T.Burkhalter 3, Opp (2). SBA/ATT - C. Dick (7-10), T.Burkhalter (8-9), B. Weber (3-5), C. Hood (3-3), B. Curtis (1-2), C. Teinert (1-2), M. Dreher (2-2), M. Meyer (2-2), I. Cychosz (1-1), T. Foerstch (1-1), L. Mueller (1-1).

GAMES SUMMARY



2025 Omaha Baseball Games Summary for Omaha (as of Apr 09, 2025) (All games)

Score by innings	1	2	3	4	5	6	7	8	9	Total
Omaha	18	6	27	11	21	19	29	17	8	156
Opponents	20	15	34	38	23	35	24	16	14	219

Record when ...

Overall	11-18	After 6 leading	8-1
Conference	5-7 trailing	1-17
Non-Conference	6-11 tied	2-0
Home games	8-7	After 7 leading	9-1
Away games	3-10 trailing	1-14
Neutral site	0-1 tied	0-0
Day games	8-18	After 8 leading	8-1
Night games	3-0 trailing	1-14
vs Left starter	1-3 tied	1-0
vs Right starter	10-15		
1-Run games	2-1	Hit 0 home runs	6-14
2-Run games	3-4	... 1 home run	5-2
5+Run games	2-9	... 2+ home runs	0-2
Extra innings	0-0		
Shutouts	0-4	Opponent 0 home runs	7-6
	 1 home run	3-2
Scoring 0-2 runs	0-8 2+ HRs	1-10
..... 3-5 runs	4-4		
..... 6-9 runs	3-4	Made 0 errors	4-5
..... 10+ runs	4-2 1 error	4-5
	 2+ errors	3-8
Opponent 0-2 runs	4-1		
..... 3-5 runs	4-4	Opp. made 0 errors	3-7
..... 6-9 runs	2-2 1 error	4-6
..... 10+ runs	1-11 2+ errors	4-5
Scored in 1st inning	4-1	Out-hit opponent	8-3
Opp. scored in 1st	2-6	Out-hit by opponent	1-14
Scores first	7-2	Hits are tied	2-1
Opp. scores first	4-16		

Record when team scores:

Runs	0	1	2	3	4	5	6	7	8	9	10+
W-L	0-4	0-3	0-1	1-3	0-1	3-0	1-1	0-2	0-1	2-0	4-2

Record when opponent scores:

Runs	0	1	2	3	4	5	6	7	8	9	10+
W-L	0-0	3-0	1-1	0-0	2-2	2-2	0-1	0-0	0-1	2-0	1-11

Record when leading after:

Inn.	1	2	3	4	5	6	7	8
W-L	3-1	2-1	6-1	7-0	8-0	8-1	9-1	8-1

Record when trailing after:

Inn.	1	2	3	4	5	6	7	8
W-L	2-6	3-9	2-14	1-17	1-17	1-17	1-14	1-14

Record when tied after:

Inn.	1	2	3	4	5	6	7	8
W-L	6-11	6-8	3-3	3-1	2-1	2-0	0-0	1-0



2025 Omaha Baseball
Season Game Highs for Omaha (as of Apr 09, 2025)
(All games)

TEAM GAME HIGHS

Batting

At bats:	43	-	at Tulane Green Wave (Feb 14, 2025)
Runs scored:	14	-	vs Northern Colo. (3/28/2025)
Hits:	17	-	at Tulane Green Wave (Feb 14, 2025)
	17	-	vs North Dakota St. (4/6/2025)
RBIs:	14	-	vs Northern Colo. (3/28/2025)
Doubles:	6	-	vs Northern Colo. (3/28/2025)
Triples:	2	-	vs SIUE (3/9/2025)
Home runs:	4	-	vs St. Thomas (Minn.) (3/14/2025)
Total bases:	26	-	vs Northern Colo. (3/28/2025)
Walks:	12	-	vs Nebraska (4/2/2025)
Strikeouts:	14	-	at Tulane Green Wave (Feb 15, 2025)
	14	-	at LSU (Feb 21, 2025)
	14	-	at Kansas (Feb 27, 2025)
Sac hits:	3	-	at Kansas (Mar 02, 2025)
	3	-	vs SIUE (3/8/2025)
Sac flies:	4	-	vs Northern Colo. (3/28/2025)
Stolen bases:	5	-	vs Northern Colo. (3/28/2025)
Hit by pitch:	5	-	vs Northern Colo. (3/28/2025)
Caught stealing:	2	-	vs Northern Colo. (3/29/2025)
Runners LOB:	14	-	vs SIUE (3/8/2025)
	14	-	vs Nebraska (4/2/2025)
Hit into DP:	3	-	at Kansas (Mar 02, 2025)

Fielding

Putouts:	27	-	(14 times)
Assists:	15	-	at Tulane Green Wave (Feb 16, 2025)
Errors:	7	-	vs SIUE (3/8/2025)
Passed balls:	3	-	vs Northern Colo. (3/28/2025)
DPs turned:	3	-	vs Kansas (Mar 01, 2025 at Wichita, Kan.)

Pitching

Innings pitched:	9.0	-	(14 times)
Runs allowed:	21	-	vs St. Thomas (Minn.) (3/14/2025)
Earned runs:	21	-	vs St. Thomas (Minn.) (3/14/2025)
Walks allowed:	8	-	(5 times)
Strikeouts:	13	-	at Kansas (Feb 27, 2025)
Hits allowed:	21	-	vs St. Thomas (Minn.) (3/14/2025)
Doubles allowed:	8	-	vs Northern Colo. (3/28/2025)
Triples allowed:	2	-	at Oral Roberts (Mar 21, 2025)
	2	-	vs Creighton (3/25/2025)
Homers allowed:	4	-	at Kansas (Feb 27, 2025)
Wild pitches:	4	-	at LSU (Feb 22, 2025)
Hit batters:	5	-	at Kansas (Feb 27, 2025)

MISCELLANEOUS STATS



2025 Omaha Baseball Miscellaneous Stats for Omaha (as of Apr 09, 2025) (All games)

Multiple Hit Games	2	3	4	5+	Total
1 Henry Zipay	8	3	2	-	13
2 Tyler Bishop	6	2	1	-	9
20 Jackson Trout	8	1	-	-	9
21 Sam Beck	6	-	-	-	6
19 Cardel Dick	4	2	-	-	6
24 Drew Borner	5	-	-	-	5
22 Mason Gaines	3	1	-	-	4
10 Eli Hoerner	3	-	-	-	3
12 Tyler Palmer	1	1	-	-	2
26 Blake Stenger	2	-	-	-	2
4 Paul Schuyler	1	-	-	-	1
6 Trent Burkhalter	-	1	-	-	1
3 Kael Babin	1	-	-	-	1
7 Noah Greise	1	-	-	-	1
TEAM	49	11	3	0	63

Multiple RBI Games	2	3	4	5+	Total
2 Tyler Bishop	6	2	-	-	8
20 Jackson Trout	3	1	1	-	5
22 Mason Gaines	5	-	-	-	5
19 Cardel Dick	2	1	-	1	4
1 Henry Zipay	2	1	-	-	3
12 Tyler Palmer	-	2	-	-	2
21 Sam Beck	2	-	-	-	2
24 Drew Borner	1	1	-	-	2
6 Trent Burkhalter	-	-	-	1	1
26 Blake Stenger	1	-	-	-	1
10 Eli Hoerner	1	-	-	-	1
TEAM	23	8	1	2	34

Hitting Streaks	Longest	Current
24 Drew Borner	9	9
12 Tyler Palmer	7	7
20 Jackson Trout	6	2
2 Tyler Bishop	5	2
1 Henry Zipay	5	2
10 Eli Hoerner	4	-
22 Mason Gaines	4	2
19 Cardel Dick	4	4
4 Paul Schuyler	3	-
6 Trent Burkhalter	3	-
21 Sam Beck	3	1
3 Kael Babin	2	1
29 Grant Sommers	2	-
26 Blake Stenger	2	1
34 Cooper Wesslund	1	-
7 Noah Greise	1	-

Reached Base Streaks	Longest	Current
20 Jackson Trout	21	2
1 Henry Zipay	13	13
2 Tyler Bishop	12	3
21 Sam Beck	10	1
24 Drew Borner	9	9
10 Eli Hoerner	8	-
4 Paul Schuyler	7	1
6 Trent Burkhalter	7	-
12 Tyler Palmer	7	7
3 Kael Babin	6	6
22 Mason Gaines	5	2
19 Cardel Dick	4	4
26 Blake Stenger	3	2
7 Noah Greise	3	-
29 Grant Sommers	3	3
34 Cooper Wesslund	1	-
17 Oliver Mabee	1	1

BATTING SPLITS



2025 Omaha Baseball Batting Analysis for Omaha (as of Apr 09, 2025) (All games Sorted by Player Name)

Player	vs left			vs right			w/runners			w/bases empty			w/bases loaded			as leadoff			fly	gnd	fly/
	h	ab	avg	h	ab	avg	h	ab	avg	h	ab	avg	h	ab	avg	rch	op	pct	out	out	gnd
3 Kael Babin	1	3	.333	5	30	.167	1	13	.077	5	20	.250	0	2	.000	9	19	.474	6	6	1.0
21 Sam Beck	1	11	.091	21	77	.273	9	40	.225	13	48	.271	0	2	.000	14	27	.519	34	14	2.4
11 Joel Benes	0	3	.000	0	3	.000	0	4	.000	0	2	.000	0	1	.000	0	1	.000	2	2	1.0
2 Tyler Bishop	3	13	.231	28	96	.292	21	68	.309	10	41	.244	1	1	1.000	12	24	.500	28	29	1.0
24 Drew Borner	0	4	.000	17	46	.370	7	20	.350	10	30	.333	1	3	.333	6	14	.429	10	12	0.8
6 Trent Burkhalter	0	3	.000	6	42	.143	2	25	.080	4	20	.200	1	2	.500	3	8	.375	19	9	2.1
19 Cardel Dick	2	9	.222	15	62	.242	11	34	.324	6	37	.162	1	4	.250	4	15	.267	16	12	1.3
22 Mason Gaines	0	6	.000	18	61	.295	13	39	.333	5	28	.179	1	2	.500	6	23	.261	17	12	1.4
7 Noah Greise	1	7	.143	3	22	.136	2	12	.167	2	17	.118	0	0	.000	2	9	.222	10	4	2.5
10 Eli Hoerner	0	4	.000	13	65	.200	7	36	.194	6	33	.182	0	3	.000	6	21	.286	21	15	1.4
17 Oliver Mabee	0	0	.000	0	4	.000	0	3	.000	0	1	.000	0	1	.000	0	0	.000	0	1	0.0
12 Tyler Palmer	1	6	.167	15	49	.306	9	23	.391	7	32	.219	1	2	.500	7	16	.438	16	15	1.1
4 Paul Schuyler	0	0	.000	5	19	.263	1	6	.167	4	13	.308	0	0	.000	2	7	.286	5	3	1.7
29 Grant Sommers	1	7	.143	3	28	.107	3	22	.136	1	13	.077	1	4	.250	0	5	.000	11	6	1.8
26 Blake Stenger	0	2	.000	7	27	.259	3	11	.273	4	18	.222	0	1	.000	1	6	.167	5	9	0.6
20 Jackson Trout	4	14	.286	27	95	.284	19	63	.302	12	46	.261	1	2	.500	11	27	.407	31	17	1.8
34 Cooper Wesslun	0	1	.000	1	10	.100	0	4	.000	1	7	.143	0	0	.000	0	3	.000	2	3	0.7
1 Henry Zipay	6	14	.429	35	93	.376	20	53	.377	21	54	.389	3	5	.600	12	23	.522	14	24	0.6
Totals	20	10	.187	219	82	.264	128	47	.269	111	46	.241	11	35	.314	95	24	.383	247	193	1.3
Opponents	45	16	.281	237	80	.294	147	49	.295	135	46	.289	9	34	.265	100	24	.412	229	237	1.0

Player	pinch hitting			w/runners in scoring pos			w/runner on 3r and LT 2 out			with 2 outs			success adv runners			2- rnrns			rch	rch	kl
	h	ab	avg	h	ab	avg	rbi	op	pct	h	ab	avg	adv	op	pct	rbi	w/o	lob	err	fc	
3 Kael Babin	0	0	.000	1	9	.111	2	3	.667	0	7	.000	6	18	.333	0	3	9	0	2	9
21 Sam Beck	0	1	.000	6	21	.286	4	5	.800	7	30	.233	23	50	.460	1	7	21	2	1	5
11 Joel Benes	0	2	.000	0	3	.000	0	1	.000	0	0	.000	0	4	.000	0	0	0	0	0	2
2 Tyler Bishop	0	0	.000	12	37	.324	9	11	.818	10	45	.222	40	79	.506	11	12	30	2	2	4
24 Drew Borner	0	1	.000	5	14	.357	4	5	.800	7	20	.350	13	25	.520	4	2	12	0	1	8
6 Trent Burkhalter	0	1	.000	2	13	.154	3	4	.750	1	15	.067	9	30	.300	5	4	14	0	1	3
19 Cardel Dick	0	1	.000	9	23	.391	4	6	.667	9	28	.321	22	41	.537	6	3	19	2	2	6
22 Mason Gaines	0	1	.000	9	29	.310	6	7	.857	8	24	.333	23	46	.500	4	7	19	0	1	10
7 Noah Greise	0	5	.000	2	8	.250	2	2	1.000	1	7	.143	3	13	.231	0	0	4	0	0	1
10 Eli Hoerner	0	1	.000	3	19	.158	3	3	1.000	3	21	.143	15	42	.357	1	5	23	2	3	6
17 Oliver Mabee	0	0	.000	0	2	.000	0	1	.000	0	3	.000	1	4	.250	0	0	2	1	0	1
12 Tyler Palmer	1	2	.500	8	17	.471	4	6	.667	10	24	.417	19	31	.613	8	4	12	0	4	3
4 Paul Schuyler	1	3	.333	1	1	1.000	0	0	.000	2	4	.500	5	9	.556	0	1	0	0	1	3
29 Grant Sommers	1	1	1.000	3	17	.176	4	6	.667	0	15	.000	9	25	.360	0	2	18	1	2	3
26 Blake Stenger	0	1	.000	2	7	.286	2	1	2.000	3	14	.214	7	15	.467	1	3	12	0	0	5
20 Jackson Trout	0	0	.000	14	38	.368	4	5	.800	12	35	.343	39	73	.534	14	10	23	4	1	12
34 Cooper Wesslun	0	0	.000	0	2	.000	0	0	.000	0	5	.000	1	5	.200	0	1	3	0	0	2
1 Henry Zipay	0	0	.000	12	34	.353	3	6	.500	11	29	.379	35	63	.556	5	7	22	4	4	9
Totals	3	20	.150	89	29	.303	54	72	.750	84	32	.258	270	57	.471	60	71	246	18	25	92
Opponents	2	24	.083	95	34	.278	64	95	.674	79	30	.256	304	59	.514	56	92	242	25	25	64

Success Advancing Runners = percentage of times the batter advanced at least one runner during a plate appearance
 #Rnrs Adv w/Out = TOTAL number of runners advanced when the player made an out

PITCHING SPLITS



2025 Omaha Baseball Pitching Analysis for Omaha (as of Apr 09, 2025) (All games Sorted by Player Name)

Player	vs left			vs right			w/runners			w/bases empty			vs leadoff			with 2 outs			fly	gnd	fly/	
	h	ab	avg	h	ab	avg	h	ab	avg	h	ab	avg	rch	op	pct	h	ab	avg	out	out	gn	qd
9 Gavin Brummond	7	17	.412	7	25	.280	8	22	.364	6	20	.300	6	10	.600	1	8	.125	9	14	0.	2
G. Brummund	2	5	.400	2	4	.500	2	5	.400	2	4	.500	1	2	.500	3	5	.600	2	2	1.	0
5 Brayden Curtis	9	33	.273	12	53	.226	11	41	.268	10	45	.222	7	24	.292	9	30	.300	13	28	0.	3
8 Isaac Cychosz	7	12	.583	8	22	.364	6	17	.353	9	17	.529	4	9	.444	3	8	.375	5	8	0.	0
13 Matt Dreher	3	11	.273	5	14	.357	6	20	.300	2	5	.400	5	5	1.000	2	11	.182	8	0	99	0
14 Tanner Foerstch	7	26	.269	8	33	.242	6	31	.194	9	28	.321	6	15	.400	5	19	.263	13	9	1.	2
18 Luke Gainer	6	29	.207	9	39	.231	9	37	.243	6	31	.194	3	14	.214	2	21	.095	12	22	0.	3
30 CJ Hood	8	25	.320	6	33	.182	8	35	.229	6	23	.261	11	18	.611	1	15	.067	14	16	0.	1
27 Tanner Hosick	2	10	.200	2	8	.250	2	5	.400	2	13	.154	0	5	.000	1	5	.200	6	5	1.	0
25 Brady LeJeune-D	4	9	.444	6	15	.400	4	13	.308	6	11	.545	4	5	.800	2	8	.250	3	7	0.	0
17 Oliver Mabee	8	35	.229	16	43	.372	11	37	.297	13	41	.317	4	18	.222	10	27	.370	23	11	2.	0
28 Maddox Meyer	11	33	.333	20	62	.323	16	49	.327	15	46	.326	10	23	.435	11	34	.324	32	14	2.	2
37 Carter Mick	4	18	.222	8	25	.320	7	25	.280	5	18	.278	3	12	.250	3	13	.231	12	15	0.	0
35 Nate Moquin	0	3	.000	1	2	.500	1	2	.500	0	3	.000	1	2	.500	0	1	.000	1	3	0.	0
44 Landon Mueller	4	12	.333	7	22	.318	7	21	.333	4	13	.308	4	7	.571	1	10	.100	6	8	0.	0
15 Nick Scanlon	0	1	.000	1	3	.333	0	1	.000	1	3	.333	1	1	1.000	0	1	.000	1	1	1.	0
32 Reed Scott	2	3	.667	0	3	.000	2	6	.333	0	0	.000	0	0	.000	2	4	.500	0	1	0.	0
45 Cameron Teinert	23	47	.489	23	86	.267	26	60	.433	20	73	.274	13	32	.406	15	44	.341	22	42	0.	2
16 Grant Wagner	0	0	.000	0	1	.000	0	1	.000	0	0	.000	1	1	1.000	0	0	.000	0	0	0.	0
31 Ben Weber	10	63	.159	24	81	.296	15	71	.211	19	73	.260	16	40	.400	8	44	.182	47	31	1.	2
Totals	117	39	.298	165	57	.287	147	49	.295	135	46	.289	100	24	.412	79	30	.256	229	237	1.	17
Opponents	59	17	.339	180	76	.236	128	47	.269	111	46	.241	95	24	.383	84	32	.258	245	193	1.	10

Player	ap	qs	ip/app	*h/g	*r/g	*er/g	*bb/g	*so/g	k/bb	*2b/g	*3b/g	*hr/g	*fo/g	*go/g	*bf/g	sba	att	pct
9 Gavin Brummond	7	0	1.38	13.03	7.45	6.52	4.66	3.72	0.8	1.86	0.00	1.86	8.38	13.03	43.76	1	1	1.000
G. Brummund	1	0	2.00	18.00	4.50	4.50	4.50	4.50	1.0	0.00	0.00	0.00	9.00	9.00	45.00	0	0	.000
5 Brayden Curtis	8	5	2.83	8.34	6.35	5.16	6.35	7.94	1.3	1.59	0.40	0.79	5.16	11.12	41.29	1	2	.500
8 Isaac Cychosz	7	2	0.95	20.25	12.15	12.15	5.40	9.45	1.8	4.05	1.35	4.05	6.75	10.80	52.65	2	2	1.000
13 Matt Dreher	10	0	0.70	10.29	12.86	12.86	11.57	15.43	1.3	1.29	0.00	2.57	10.29	0.00	54.00	2	2	1.000
14 Tanner Foerstch	10	1	1.47	9.20	5.52	4.30	6.75	11.66	1.7	3.07	0.00	0.61	7.98	5.52	44.18	3	4	.750
18 Luke Gainer	12	0	1.56	7.23	4.82	4.34	4.82	9.16	1.9	0.48	0.00	1.45	5.79	10.61	40.50	0	0	.000
30 CJ Hood	6	5	2.61	8.04	8.04	7.47	9.77	8.62	0.9	2.87	0.00	0.00	8.04	9.19	46.53	7	8	.875
27 Tanner Hosick	5	0	0.93	7.71	15.43	15.43	9.64	5.79	0.6	0.00	0.00	1.93	11.57	9.64	46.29	0	0	.000
25 Brady LeJeune-D	8	0	0.63	18.00	19.80	16.20	5.40	9.00	1.7	7.20	0.00	3.60	5.40	12.60	52.20	0	0	.000
17 Oliver Mabee	9	2	1.96	12.23	6.62	6.62	3.57	9.68	2.7	7.13	0.00	0.00	11.72	5.60	44.32	1	1	1.000
28 Maddox Meyer	10	3	2.23	12.49	10.48	8.46	4.43	6.85	1.5	2.82	0.00	2.01	12.90	5.64	44.73	5	6	.833
37 Carter Mick	9	0	1.33	9.00	7.50	7.50	9.75	6.00	0.6	1.50	0.75	2.25	9.00	11.25	47.25	3	3	1.000
35 Nate Moquin	2	0	0.67	6.75	20.25	20.25	13.50	0.00	0.0	6.75	0.00	0.00	6.75	20.25	47.25	0	0	.000
44 Landon Mueller	11	0	0.76	11.88	9.72	9.72	7.56	11.88	1.6	1.08	1.08	1.08	6.48	8.64	48.60	1	1	1.000
15 Nick Scanlon	1	0	1.00	9.00	9.00	9.00	9.00	9.00	1.0	0.00	0.00	9.00	9.00	9.00	45.00	0	0	.000
32 Reed Scott	3	0	0.44	13.50	27.00	20.25	6.75	20.25	3.0	6.75	0.00	0.00	0.00	6.75	60.75	2	2	1.000
45 Cameron Teinert	8	3	3.92	13.21	9.19	8.62	1.72	6.89	4.0	3.73	0.86	1.15	6.32	12.06	41.36	4	5	.800
16 Grant Wagner	1	0	0.33	0.00	54.00	54.00	81.00	27.00	0.3	0.00	0.00	0.00	0.00	0.00	99.00	0	0	.000
31 Ben Weber	10	8	3.90	7.85	5.31	4.85	6.23	7.38	1.2	0.69	0.23	0.69	10.85	7.15	41.08	8	12	.667
Totals	29	29	8.32	10.52	8.17	7.42	5.93	8.24	1.4	2.50	0.30	1.23	8.54	8.84	44.19	40	49	.816
Opponents	29	29	8.49	8.73	5.70	5.33	4.42	10.08	2.3	1.75	0.18	0.47	8.95	7.05	41.87	28	38	.737

* = average based on 9-inning game

GAME-BY-GAME



Team Game-by-Game for Omaha (as of Apr 09, 2025) Batting (All games)

Date	Opponent	ab	r	h	rbi	2b	3b	hr	tb	bb	ibb	sb	cs	hbp	sac	sf	gdp	k	po	a	e	lob	avg
Feb 14	at Tulane Green Wa	43	10	17	10	3	0	0	20	3	0	0	0	2	0	0	1	13	24	12	1	11	.395
Feb 15	at Tulane Green Wa	34	4	9	4	1	0	2	16	6	0	0	0	3	1	0	1	14	24	6	0	13	.338
Feb 16	at Tulane Green Wa	32	7	7	7	0	0	0	7	6	0	2	0	2	0	1	1	7	24	15	3	7	.303
Feb 18	at Nicholls	30	5	7	5	0	0	1	10	4	0	3	0	2	1	1	0	7	24	6	0	8	.288
Feb 21	at LSU	28	2	4	2	0	0	0	4	3	0	0	1	1	1	1	0	14	24	8	2	5	.263
Feb 22	at LSU	32	5	5	4	1	0	1	9	3	0	1	0	2	0	0	0	10	27	4	0	5	.246
Feb 22	at LSU	29	1	3	1	0	0	0	3	4	0	0	1	3	0	0	0	12	24	8	2	8	.228
Feb 27	at Kansas	39	8	12	6	4	0	1	19	6	0	0	0	3	0	0	1	14	24	6	0	13	.240
Mar 01	vs Kansas	29	0	3	0	1	0	0	4	4	0	0	1	0	0	0	0	9	24	8	1	6	.226
Feb 28	at Kansas	37	9	10	8	3	0	1	16	4	0	0	0	0	1	0	0	13	27	8	2	6	.231
Mar 02	at Kansas	30	1	9	1	0	0	0	9	4	0	0	0	2	3	0	2	5	24	11	0	11	.237
3/8/2025	SIUE	35	6	10	4	3	0	0	13	7	0	2	0	2	3	0	0	11	27	11	7	14	.241
3/9/2025	SIUE	27	0	2	0	2	0	0	4	3	0	0	1	4	1	0	0	12	27	12	2	8	.231
3/9/2025	SIUE	33	9	11	9	2	2	0	17	5	0	1	0	1	2	1	0	10	27	8	1	9	.238
3/12/2025	KANSAS ST.	26	3	6	3	2	0	0	8	3	0	0	0	3	2	1	1	8	27	10	0	8	.238
*3/14/2025	ST. THOMAS (MIN	30	11	10	11	0	0	4	22	5	0	0	1	1	0	1	0	8	21	10	0	5	.243
*3/16/2025	ST. THOMAS (MIN	35	7	10	7	1	0	1	14	4	0	2	0	2	0	2	0	12	27	5	1	9	.246
*3/15/2025	ST. THOMAS (MIN	32	3	7	2	3	0	0	10	5	0	1	0	3	1	0	0	10	27	10	0	11	.244
*Mar 22	at Oral Roberts	22	0	2	0	0	0	0	2	3	0	0	0	0	0	0	2	5	19	8	2	4	.239
*Mar 23	at Oral Roberts	36	3	11	3	1	0	0	12	3	0	2	1	0	0	1	0	5	24	10	2	10	.243
*Mar 21	at Oral Roberts	33	1	5	1	1	0	0	6	3	0	1	0	0	0	0	0	10	24	6	3	8	.238
3/25/2025	CREIGHTON	22	0	2	0	0	0	0	2	2	0	0	1	3	0	0	0	10	21	9	1	6	.233
*3/28/2025	NORTHERN COLO.	37	11	15	11	6	1	1	26	3	0	2	0	4	0	4	0	8	27	12	2	11	.242
*3/28/2025	NORTHERN COLO.	35	14	12	14	2	0	0	14	4	0	5	0	5	0	2	0	8	27	9	2	8	.247
*3/29/2025	NORTHERN COLO.	38	6	11	6	3	0	0	14	4	1	1	2	0	0	0	0	7	27	10	1	7	.249
4/2/2025	NEBRASKA	32	11	8	11	2	1	1	15	12	0	1	0	3	0	2	0	9	27	9	1	14	.249
*4/4/2025	NORTH DAKOTA S	31	3	4	1	1	0	0	5	1	0	0	1	1	0	0	0	12	27	9	1	3	.245
*4/5/2025	NORTH DAKOTA S	34	5	10	4	1	0	0	11	4	0	1	0	0	0	1	0	9	27	8	1	10	.246
*4/6/2025	NORTH DAKOTA S	35	11	17	11	5	1	0	24	3	0	3	0	2	0	1	1	4	21	7	0	8	.255
Totals		936	156	239	146	48	5	13	336	121	1	28	10	54	16	19	10	276	724	255	38	246	.255