

# OMAHA

# MAVERICKS MEN'S BASKETBALL

**For Immediate Release:** Wednesday, January 26, 2021 • **Contact:** Kayla Peterson • **Email:** kaylapeterson@omavs.com • **Cell:** (402) 680-2547

f /OmahaMBB

@OmahaMBB

@OmahaMBB

OMavs.com

## 2021-22 SCHEDULE & RESULTS

Date	Opponent	Time (CT)
Nov. 9	vs. Hastings+	W, 67-57
Nov. 13	at Ball State	L, 73-69
Nov. 17	at Kansas State	L, 79-64
Nov. 20	at Montana^	L, 68-47
Nov. 23	at Texas Tech	L, 96-40
Nov. 26	at No. 3/4 Purdue	L, 97-40
Nov. 30	SIUE	L, 75-65
Dec. 4	Eastern Washington^	L, 92-81
Dec. 8	Drake	L, 78-70
Dec. 11	Texas A&M - Corpus Christi	L, 87-73
Dec. 15	at UNLV	L, 84-71
Dec. 20	St. Thomas*	L, 80-73
Dec. 22	Western Illinois*	W, 84-78
Dec. 30	at Kansas City*	Postponed
Jan. 1	at Oral Roberts*	L, 107-62
Jan. 6	North Dakota*	W, 98-82
Jan. 8	North Dakota State*	L, 71-67
Jan. 10	at Kansas City*	L, 64-61
Jan. 13	South Dakota State*	L, 95-86
Jan. 15	at South Dakota*	L, 105-70
Jan. 22	at Denver*	L, 93-64
Jan. 27	Oral Roberts*	7 p.m.
Jan. 29	Kansas City*	7 p.m.
Feb. 3	at North Dakota State*	7 p.m.
Feb. 5	at North Dakota*	1 p.m.
Feb. 10	South Dakota*	7 p.m.
Feb. 12	at South Dakota State*	4:15 p.m.
Feb. 17	Denver*	7 p.m.
Feb. 24	at Western Illinois*	6 p.m.
Feb. 26	at St. Thomas*	7 p.m.

+ - Game played at Ralston Arena • ^ - Big Sky/Summit League Challenge • \* - Summit League game • ! - Summit League Tournament game • All home games listed in **bold italics** and played at Baxter Arena



## MEDIA AVAILABILITY

Student-athletes and coaches are available for interviews after practice or by arrangement through the Omaha athletic communications office. All men's basketball interview requests must be arranged through Kayla Peterson of the athletic communications staff at least one day in advance.

## OMAHA SET FOR ORAL ROBERTS THURSDAY



### OMAHA MAVERICKS

**Record:** 3-17 (2-7 Summit League)  
**Head Coach:** Derrin Hansen  
**Record at School:** 251-252 (17th Year)  
**Career Record:** Same  
**Last Game:** L, 93-64 at Denver (1/22/22)

### Statistical Leaders

**Scoring:** Nick Ferrarini -- 10.4 ppg  
**Rebounding:** Kyle Luedtke -- 4.4 rpg  
**Assists:** Marco Smith -- 2.8 apg  
**Steals:** Felix Lemetti -- 0.8 spg  
**Blocks:** Akol Arop -- 0.8 bpg



### ORAL ROBERTS GOLDEN EAGLES

**Record:** 13-7 (7-2 Summit League)  
**Head Coach:** Paul Mills  
**Record at School:** 70-74 (5th Year)  
**Career Record:** Same  
**Last Game:** L, 72-71 vs. NDSU (1/22/22)

### Statistical Leaders

**Scoring:** Max Abmas -- 22.6 ppg  
**Rebounding:** Francis Lacis -- 6.5 rpg  
**Assists:** Max Abmas -- 3.7 apg  
**Steals:** DeShang Weaver -- 1.0 spg  
**Blocks:** Francis Lacis -- 1.0 bpg

## THIS WEEK'S SCHEDULE

**Thursday, January 26 • Oral Roberts at Omaha • 7 p.m. • Baxter Arena -- Omaha, Neb.**

**Stats:** OMavs.com • **Video:** OMavs.com • **Audio:** OMavs.com • **Radio:** 1180 KZOT

### The Basics

Omaha hosts Oral Roberts and Kansas City this week for Coach vs. Cancer Week. The Mavericks and Golden Eagles tip the week off on Thursday, Jan. 27 at 7 p.m. at Baxter Arena. Both teams are coming off a loss from last Saturday. NDSU snapped a six-game ORU win streak at the buzzer, while the Mavericks look for their first win since Jan. 6.

Gary Sharp will have the call on 1180 KZOT, and links to live stats, audio, and video can be found at OMavs.com.

### Quick Hits

- During this week's games, the Omaha men's basketball staff will participate in Coaches vs. Cancer Suits & Sneakers Week. Coaches across the country will wear suits and sneakers to raise awareness for cancer and the American Cancer Society.
- The Mavericks fell last weekend on the road to Denver, 94-63. They are still on the hunt for their first road win and first win on a Saturday this season.
- Despite the loss, three Mavericks notched double-figures for Omaha. Felix Lemetti led the way with 12 points, while Marco Smith and Akol Arop added 10 points each.
- Arop's 10 points matched a career-high, while Darrius Hughes also tallied a career-high two blocks.
- Lemetti and Frankie Fidler each scored 11 points at South Dakota to lead the Mavericks. It marked the 10th game in double-figures this season for Fidler. It was his second straight game with at least 10.
- The Mavericks nearly pulled off the upset of the top-seeded SDSU team falling by only nine points. In the first half, Omaha held a 22-17 lead midway through, while several stretches in the second half kept the Mavericks within nine points of the Jackrabbits.

## OMAHA PROBABLE STARTERS

No.	Player	Pos.	Cl.	Ht.	Wt.	PPG	RPG	APG	SPG	BPG
14	Dylan Brougham	C	So.	6-9	195	3.9	2.4	0.3	0.2	0.6
22	Marco Smith	G	Sr.	6-2	175	7.5	3.5	2.8	0.7	0.4
23	Frankie Fidler	F	Fr.	6-7	200	9.0	3.2	1.8	0.7	0.2
25	Felix Lemetti	G	Jr.	6-1	190	10.1	3.7	2.6	0.8	0.0
33	Akol Arop	F	So.	6-5	203	4.7	4.1	0.3	0.3	0.8

## WHEN REFERRING TO THE MAVERICKS

As part of a university-wide rebranding effort that began in 2011, host institutions, media and fans are reminded to refer to the school as the "University of Nebraska Omaha," "Omaha" or "UNO." "Nebraska Omaha" and "Nebraska-Omaha" are no longer acceptable references.



Primary Logo



Secondary Logo

## AP TOP-25

Updated Jan. 19

School	Record	Last Week
1. Auburn	18-1	2
2. Gonzaga	15-2	1
3. Arizona	16-1	3
4. Baylor	17-2	5
5. Kansas	17-2	7
6. <i>Purdue</i>	16-3	4
7. UCLA	13-2	9
7. Houston	17-2	10
9. Duke	15-3	6
10. Michigan State	15-3	14
11. Wisconsin	15-3	8
12. Kentucky	15-4	12
13. <i>Texas Tech</i>	15-5	18
14. Villanova	14-5	11
15. USC	17-2	16
16. Ohio State	12-4	19
17. Providence	16-2	21
18. Tennessee	13-5	22
19. LSU	15-4	13
20. Connecticut	13-4	25
21. Xavier	14-4	20
22. Marquette	14-6	22
23. Iowa State	14-5	15
24. Illinois	13-5	17
25. Davidson	16-2	RV

**Receiving Votes:** BYU, Alabama, Texas, Colorado State, San Diego State, Florida State, Loyola Chicago, Oregon, Wake Forest, West Virginia, Indiana, Murray State, Texas A&M, Iowa, Oklahoma, TCU, North Carolina, Miami, Saint Mary's Florida, Boise State, Wyoming, Iona, Seton Hall.

\*2021-22 Omaha opponents in *bold italics*

## 2021-22 OMAHA MEN'S BASKETBALL ROSTER

#	Name	Cl.	Pos.	Ht.	Wt.	Hometown (High School/Previous School)
0	Sam'i Roe	Sr.	G	6-1	180	Atlantic City, N.J. (Hopkins Academy/Independence CC)
1	Nick Ferrarini	Sr.	G	6-5	190	Omaha, Neb. (Millard North/Wayne State College)
2	Darrius Hughes	Jr.	G/F	6-7	230	Kansas City, Mo. (Rockhurst)
3	Kyle Luedtke	Jr.	G	6-5	190	Omaha, Neb. (Creighton Prep)
11	La'Mel Robinson	So.	G	6-0	160	Riverside, Mo. (Park Hill South)
13	Wanjang Tut	Sr.	F	6-8	205	Omaha, Neb. (Omaha Burke/The Skill Factory Prep)
14	Dylan Brougham	So.	C	6-9	195	Riverside, Mo. (Park Hill South)
15	Grant Frickenstein	So.	G	6-3	170	Fremont, Neb. (Archbishop Bergan)
21	Devin Evans	Jr.	F	6-9	200	Conyers, Ga. (Duluth/Southwest Mississippi CC)
22	Marco Smith	Sr.	G	6-2	175	Kansas City, Kan. (Washington/UMKC)
23	Frankie Fidler	Fr.	F	6-7	200	Bellevue, Neb. (Bellevue West)
25	Felix Lemetti	Jr.	G	6-1	190	Stockholm, Sweden (Fryshuset Gymnasium/Fairfield/Salt Lake City CC)
33	Akol Arop	So.	F	6-5	203	Omaha, Neb. (Creighton Prep/Nebraska)
44	Isaiah Poor-Bear Chandler	Sr.	F	6-7	250	Omaha, Neb. (Omaha Central/Wichita State)

**Head Coach:** Derrin Hansen (17th Year) • **Assistant Coaches:** Pat Eberhart (11th Year), Tyler Erwin (13th Year), Jake Koch (2nd Year) • **Director of Men's Basketball Operations:** Caleb Brandon (1st Year)

## PRONUNCIATION GUIDE

**Akol Arop:** Ah-Call Ah-Rope • **Dylan Brougham:** BRAUM • **Pat Eberhart:** EBB-er-heart

**Nick Ferrarini:** FAIR-uh-REE-knee • **Darrius Hughes:** DAIR-ee-us • **Grant Frickenstein:** Frick-in-stine

**Kyle Luedtke:** LOOT-key • **La'Mel Robinson:** luh-MEL • **Sam'i Roe:** SAH-me Row • **Wanjang Tut:** wan-YANG

• Five players put up double-figure scoring efforts for the second time this season. Nick Ferrarini led the pack with 17 points off the bench, which was his fourth consecutive game in double-figures. Kyle Luedtke and Hughes added 16 and 15 points, respectively.

• Of the Omaha starters, Smith scored 14 points, while Fidler added 13. Smith also tallied six assists, which is just one shy of his career high.

• Ferrarini had a hot streak with four games scoring at least 10 points for the Mavericks spanning from Jan. 6 - Jan. 13. His streak started with 12 points on 4-of-6 from the field vs. North Dakota. He added another 12 points two days later vs. NDSU. The senior guard then scored 17 points in back-to-back games vs. Kansas City and South Dakota State.

• In league action, the Mavericks are averaging 73.8 points per game sitting ninth overall in the Summit. They're also ranked seventh in field goal percentage shooting 44.3 percent in league games. Omaha holds its opponents to 46.0 percent from the field, which is the fourth best in the conference.

• As a team, the Mavericks average 11.8 assist per game in league contests.

• Smith and Lemetti rank in the top-10 players in assists per game in league play. Smith is averaging 3.7 apg, while Lemetti dishes out an average of 3.0. Smith set a career-high with seven assists vs. North Dakota.

• They are both in the top-10 for assist/turnover ratio as well. Smith (2.4) sits fourth with Lemetti (1.8) trailing close behind in sixth.

• Over the first eight Summit League games, Fidler has stepped up offensively for the Mavericks. He averaged 13.1 points per game over the stretch ranking 19th overall in the conference. He

## THIS WEEK FOR THE MAVERICKS

MONDAY	TUESDAY	WEDNESDAY	THURSDAY	FRIDAY	SATURDAY	SUNDAY
Jan. 24	Jan. 25	Jan. 26	Jan. 27	Jan. 28	Jan. 29	Jan. 30
Practice 8 a.m. Sapp Fieldhouse	Practice 8 a.m. Sapp Fieldhouse	Practice 8 a.m. Baxter Arena	vs. Oral Roberts 7 p.m. Baxter Arena	Practice TBA Baxter Arena	vs. Kansas City 7 p.m. Baxter Arena	Off

## TALE OF THE TAPE

## OMAHA (updated 1/22)

Team Statistics	UNO	OPP
SCORING	1351	1662
Points per game	67.6	83.1
Scoring margin	-15.6	-
FIELD GOALS-ATT	480-1155	572-1218
Field goal pct	.416	.470
3 POINT FG-ATT	142-422	186-480
3-point FG pct	.336	.388
3-pt FG made per game	7.1	9.3
FREE THROWS-ATT	249-337	332-441
Free throw pct	.739	.753
F-Throws made per game	12.5	16.6
REBOUNDS	651	771
Rebounds per game	32.6	38.6
Rebounding margin	-6.0	-
ASSISTS	229	306
Assists per game	11.5	15.3
TURNOVERS	273	218
Turnovers per game	13.7	10.9
Turnover margin	-2.8	-
Assist/turnover ratio	0.8	1.4
STEALS	93	126
Steals per game	4.7	6.3
BLOCKS	55	54
Blocks per game	2.8	2.7

## ORAL ROBERTS (Updated 1/22)

Team Statistics	ORU	OPP
SCORING	1642	1388
Points per game	82.1	69.4
Scoring margin	+12.7	-
FIELD GOALS-ATT	593-1303	521-1264
Field goal pct	.455	.412
3 POINT FG-ATT	243-627	134-462
3-point FG pct	.388	.290
3-pt FG made per game	12.2	6.7
FREE THROWS-ATT	213-285	212-299
Free throw pct	.747	.709
F-Throws made per game	10.7	10.6
REBOUNDS	812	715
Rebounds per game	40.6	35.8
Rebounding margin	+4.9	-
ASSISTS	250	208
Assists per game	12.5	10.4
TURNOVERS	226	240
Turnovers per game	11.3	12.0
Turnover margin	+0.7	-
Assist/turnover ratio	1.1	0.9
STEALS	129	126
Steals per game	6.5	6.3
BLOCKS	91	67
Blocks per game	4.6	3.4

dropped out of the top-25 after the loss to Denver.

- Since entering the starting lineup, Akol Arop has made an impact on the glass. He is currently averaging 5.9 rpg in league play to rank 15th on the leaderboards. Arop grabbed a career-high 10 boards in the league opener vs. St. Thomas. He recorded another eight at Denver.
- Arop also leads the league with 1.2 blocks per game in Summit League action. He tallied three at South Dakota, two vs. NDSU, and one vs. North Dakota.
- Lemetti's name is floating around the NCAA leaderboards. He currently ranks 77th in the country in three-point field goal attempts (132), 121st in minutes played (621:30), and 11th in total three-pointers made (44).
- Omaha has used seventh starting lineups this season. Lemetti is the lone player to start every game this year. The lineup of Lemetti, Smith, Fidler, Dylan Brougham, and Akol Arop led Omaha to their second win of the season vs. Western Illinois. It marked Arop's first career start for the Mavericks.
- Omaha was tabbed eighth in the Summit League Preseason Poll. The Mavericks finished last season 5-20 overall with a 3-11 league finish. They earned the eighth seed in the Summit League Tournament last spring and fell to No. 1 South Dakota State in the opening round of action.
- Robinson suffered an injury prior to the season tipping off, and he will be out for the remainder of 2021-22 action.
- Head coach Derrin Hansen enters his 17th season at the helm. He has a 251-252 career record leading the Mavericks.
- The 2021-22 season is the 109th overall in program history and the 11th of the Mavericks' Division I era. All-time, the program is 1,205-1,339.

## Scouting the Oral Roberts Golden Eagles

The Golden Eagles are 13-7 overall and 7-2 in league play. They currently sit second in the standings. North Dakota State took a 72-71 win vs. ORU last weekend to snap a six-game win streak.

Max Abmas is fourth in the nation averaging 22.6 points per game. He's shooting over 42 percent from the field and over 40 percent from long range. Abmas has scored double-figures in

## SUMMIT LEAGUE STANDINGS

Updated 1/24

School.....	League .....	Overall
South Dakota State .....	8-0 .....	17-4
Oral Roberts .....	7-2 .....	13-7
South Dakota .....	5-3 .....	12-7
North Dakota State.....	4-3 .....	12-7
Kansas City.....	4-3 .....	11-8
Denver .....	4-5 .....	8-14
Western Illinois .....	3-5 .....	12-8
St. Thomas .....	2-4 .....	8-10
Omaha .....	2-7 .....	3-17
North Dakota.....	0-7 .....	4-16

## SUMMIT LEAGUE PLAYERS OF THE WEEK

Date	Player (School)
Nov. 15 .....	Baylor Scheiermann (SDSU)
Nov. 22 .....	Evan Gilyard II (Kansas City)
Nov. 29 .....	Noah Freidel (SDSU)
Dec. 6 .....	Colton Sandage (Western Illinois)
Dec. 13 .....	Baylor Scheierman (SDSU)
Dec. 20 .....	Francis Laci (Oral Roberts)
Dec. 27 .....	Trenton Massner (Western Illinois)
Jan. 3 .....	Max Abmas (Oral Roberts)
Jan. 10 .....	Max Abmas (Oral Roberts)
Jan. 17 .....	Trent Massner (Western Illinois)
Jan. 24 .....	Tevin Smith (Denver)
Jan. 31 .....	
Feb. 7 .....	
Feb. 14 .....	
Feb. 21 .....	
Feb. 28 .....	

**OMAHA IN 2021-22**

Overall.....	3-17
At Home.....	3-7
On the road.....	0-10
At a neutral court.....	0-0
Leading at half.....	3-4
Trailing at half.....	0-13
Tied at half.....	0-0
In overtime.....	0-0
No players in double figures.....	0-1
1+ players in double figures.....	3-16
2+ players in double figures.....	3-12
3+ players in double figures.....	3-8
4+ players in double figures.....	2-3
5+ players in double figures.....	1-1
Starters outscore opp. starters.....	1-1
Opp. starters outscore starters.....	2-16
Bench outscore opp. bench.....	3-10
Opp. bench outscore bench.....	0-7
Bench scoring is tied.....	0-1
Shooting 50% or better.....	1-2
Opp. shoots 50% or better.....	0-9
Shooting between 40-49%.....	2-7
Opp. shoots between 40-49%.....	1-6
Shooting below 40%.....	0-9
Opp. shoots below 40%.....	2-2
Shooting better than opp.....	3-4
Opp. shooting better than Omaha.....	0-13
Making more FT than opp.....	1-6
Making fewer FT than opp.....	1-10
Free Throws are equal.....	1-1
Outrebounding opponent.....	2-8
Opponent outrebounds Omaha.....	1-9
More points in the paint.....	2-5
Opp. gets more points in the paint.....	1-11
Points in the paint are tied.....	0-1
Scoring more second chance points.....	1-7
Opp. scores more second chance points.....	2-10
Wearing white uniforms.....	3-3
Wearing gray uniforms.....	0-4
Wearing black uniforms.....	0-10
During the day.....	0-5
At night.....	3-12
Central Time.....	3-12
Eastern Time.....	0-2
Mountain Time.....	0-2
Pacific Time.....	0-1
On Sunday.....	0-0
On Monday.....	0-2
On Tuesday.....	1-2
On Wednesday.....	1-3
On Thursday.....	1-1
On Friday.....	0-1
On Saturday.....	0-8
In November.....	1-6
In December.....	1-5
In January.....	1-6
In February.....	0-0
Margin of 1-5 points.....	0-3
Margin of 6-10 points.....	2-4
Margin of 11-15 points.....	0-4
Margin of 16-20 points.....	1-0
Margin of 21 or more points.....	0-5
Having a 20-point scorer.....	0-2
Having a 30-point scorer.....	0-0
Scoring 59 points or less.....	0-2
Scoring 60-69 points.....	1-6
Scoring 70-79 points.....	0-4
Scoring 80-89 points.....	1-2
Scoring 90-99 points.....	1-0
Scoring 100 or more points.....	0-0
Allowing 59 points or less.....	1-0
Allowing 60-69 points.....	0-2
Allowing 70-79 points.....	0-5
Allowing 80-89 points.....	2-3
Allowing 90-99 points.....	0-5
Allowing 100+ points.....	0-2

all but one game this season. He put up 38 points for a season-high on two occasions.

The Golden Eagles are coached by Paul Mills. He is in his fifth season at the helm and has an overall coaching record of 70-74 with ORU.

**All-Time Against Oral Roberts**

Oral Roberts leads the all-time series 14-4. The Golden Eagles took the first meeting with the Mavericks back on Jan. 1 to open the New Year.

Frankie Fidler dropped a team-high 15 points. He was 3-of-10 from the field and tallied seven points at the charity stripe. Marco Smith tallied six boards, while Kyle Luedtke dished out four assists.

**Last Time Out**

Omaha dropped Saturday's game at Denver, 94-63. Three Mavericks scored double-figures led by Felix Lemetti who netted 12 points.

Arop put the first points on the board of the game helping Omaha to an early 4-2 lead with another layup from Lemetti. Arop made it 6-6 with 16:42 with another battle in the paint before the Pioneers responded with a 14-0 run sparked by a Michael Henn three-pointer. Nick Ferrarini put two away at the charity stripe to break a scoreless streak that spanned over four minutes. On Omaha's next trip down the floor, Ferrarini cut Denver's lead to 10 with a pull up jumper.

The red-hot shooting Pioneers pulled back away from the Mavericks with another 10-0 run over the next three and half minutes. Smith's free throws at the eight-minute mark snapped the second double-figure Denver run. Smith and Dylan Brougham connected on buckets down the stretch, but Denver took a 49-24 lead at the break.

The second half was much more competitive with the Mavericks putting up 39 points. Arop grabbed an offensive board and put it back up for an easy lay in at the 19:23 mark to cut the Denver lead to 26. A few possessions later, Darrius Hughes battled inside for the next four Omaha points to take the lead down to 25 points.

The Mavericks cut it to 25 two more times before the first media timeout of the second half, but it would be the closest Omaha would get. The Pioneers and Mavericks traded baskets down the stretch, but Denver put a few more on the board to take a 94-63 win.

**Fidler on the Hoop**

Frankie Fidler has found his offensive stride with league play and is averaging a team-high 11.7 points per game. He recently scored a team-leading 11 points at South Dakota.

Fidler went on a four-game double-figure scoring streak. He was one of six players to score at least 10 in Omaha's win vs. North Dakota. He led the Mavericks with 16 points. Fidler notched 15 points vs. Oral Roberts with help from the charity stripe as he finished 7-of-8 from the line.

Against Western Illinois, the freshman forward scored a career-best 19 points on 4-of-11 from the field with a three and 10-of-10 from the foul line. His streak began earlier that week with 18 points vs. St. Thomas. He connected a season-high four from deep in the loss.

**Doubling Down**

Omaha had at least two players score double-figures in its last six-games. Most recently, Felix Lemetti led Omaha with 12 points at Denver. Marco Smith and Akol Arop added 10 points each. Arop matches his career-high set earlier this season.

At South Dakota, Felix Lemetti and Frankie Fidler surpasses 10 points each. The both put up 11 points in the loss for Omaha.

For the second time this season, five Mavericks notched at least 10 points vs. SDSU. Nick Ferrarini led the way with 17 points, while Kyle Luedtke (16), and Darrius Hughes (15) also came off the bench providing production. Marco Smith scored 14, while Fidler notched 13.

At Kansas City, all the double-figure scoring efforts came from the bench. Ferrarini led the Mavericks with 17 points on 6-of-12 from the field. Luedtke added 11 points, while Hughes scored 10.

Ferrarini and Fidler connected in a close loss to North Dakota State. Ferrarini led the Mavericks with 12 points, while Fidler added 10 points for his fifth-straight game with at least 10 points.

In a dominating win vs. North Dakota, six Mavericks shared the scoring efforts. Fidler led Omaha with 16 points. Lemetti added 15, while Hughes scored 14. Luedtke (13), Smith (12), and Ferrarini completed the efforts. Smith also dished out a career-high seven assists to have a hand in more than just his 12 points scored.

**Making the Start**



Omaha has tried seven starting lineups over the first 20 games as the Mavericks battle injuries and minute restrictions. Felix Lemetti is the lone Maverick to make the start every game this season.

Omaha's most recent success has come with two wins from Lemetti, Marco Smith, Frankie Fidler, Akol Arop, and Dylan Brougham making the start. This squad of five led the Mavericks to two league wins vs. Western Illinois and North Dakota.

Below is a running list of the most starting lineups used by other Division I programs in the first half of the season (as of 1/24/21):

School	No. of Starting Lineups	Games Played
Stony Brook	13	17
Memphis	13	18
Eastern Illinois	13	19
UTEP	12	17
Alabama State	12	18
UT Arlington	11	19
Southern Miss.	10	16
Little Rock	10	15
UT Rio Grande Valley	10	19
Jacksonville	9	16
Western Michigan	9	18
Georgia Southern	9	17

### Ferrarini's Impact

Senior Guard Nick Ferrarini leads the Mavericks scoring 10.4 points per game this season. He's found his stride in league play and recently posted a four-game double-figure scoring streak.

Ferrarini scored 17 points in back-to-back games vs. South Dakota State and at Kansas City. He hit three from deep vs. SDSU and finished 6-of-10 from the field. Ferrarini scored 12 vs. NDSU and added 11 points vs. North Dakota in Omaha's win.

Ferrarini has also been the team's leading scorer in five games this season. He led the Mavericks vs. SDSU, UMKC, NDSU, Eastern Washington, and at Montana. He poured in a career-high 23 points vs. EWU and had 10 at Montana.

### Bench Production

The Mavericks have relied heavily on the bench this season for their offensive production. They've outscored the opponent's bench 13 times this season. The largest margin was vs. Eastern Washington when the Omaha bench went for 44 points (+27). In league play, the Omaha bench outscored Western Illinois' bench +24 for the largest margin vs. a Summit League team.

Most recently, Omaha's bench outscored South Dakota State's bench by 14. Prior to that, the Mavericks held advantage at Kansas City (+13), vs. North Dakota State (+20), and vs. North Dakota (+15).

### Key Returners

- The Mavericks return eight letterwinners and two starters from last season's squad. Returning from the lineup is sophomore guard La'Mel Robinson and senior forward Wanjang Tut.
- Robinson averaged 9.3 ppg, 2.3 rpg, 1.2 apg, and 1.0 spg over 24 games last season. He made 11 starts and scored double-figures in 11 games last year. He posted a career-high 23 points at South Dakota on Jan. 30 finishing 9-of-14 from the floor with three 3-pointers.
- Robinson suffered a torn ACL prior to the season tipping off. He had surgery in November and will miss the remainder of 2021-22 action.
- Tut started all 20 games that he appeared in last season. He averaged 8.8 ppg, 4.4 rpg, 0.6 spg, and 0.6 bpg. Tut recorded six double-figure scoring performances including two 20+ point games. He put on a season-best all around performance at Wyoming last year with 27 points on 10-of-17 shooting with nine rebounds, four blocks, and an assist. His four blocks matched his career-high.
- Junior guard Nick Ferrarini also returns to the court for the Mavericks. He made four starts over 13 appearances. Ferrarini averaged 5.9 ppg, 2.2 rpg, and 1.4 apg. He shot 34.7 percent from the field and 33.3 percent from three-point range.
- Marco Smith, Sam'i Roe, Kyle Luedtke, Devin Evans, Darrius Hughes, Dylan Brougham, and Grant Frickenstein all lace up for another season with Omaha.

### Fresh Faces

- In the off-season, Omaha added four new faces to the 2021-22 roster. Isaiah Poor Bear-

## MISCELLANEOUS CAREER STATS

### DOUBLE-FIGURE SCORING GAMES

Player	18-19	19-20	20-21	21-22	Career
Arop	-	-	-	2	2
Ferrarini	-	-	3	9	12
Fidler	-	-	-	10	10
Hughes	-	2	-	9	11
Lemetti	-	-	-	9	9
Luedtke	-	-	1	7	6
Poor Bear	-	-	-	1	1
Robinson	-	-	11	-	11
Roe	-	-	2	-	2
Smith	-	-	1	6	7
Tut	4	7	7	-	18

### 20-POINT SCORING PERFORMANCES

Player	19-20	20-21	21-22	Career
Ferrarini	-	-	1	1
Lemetti	-	-	2	2
Robinson	2	-	-	2
Tut	1	-	-	1

### 30-POINT SCORING PERFORMANCES

Player	20-21	21-22	Career
Tut	1	-	1

## OMAHA'S ACTIVE CAREER LEADERS

Points.....	Wanjang Tut .....	539
FG Made.....	Wanjang Tut .....	241
3-Pt. FG Made .....	Felix Lemetti.....	44
FT Made .....	Darrius Hughes.....	84
Total Rebounds .....	Wanjang Tut .....	317
Offensive Rebounds ...	Wanjang Tut .....	75
Defensive Rebounds...	Wanjang Tut .....	242
Assists .....	Marco Smith .....	67
Steals .....	Wanjang Tut .....	34
Blocks.....	Wanjang Tut .....	60
Games Played.....	Wanjang Tut .....	90
Games Started .....	Wanjang Tut .....	52

## MAVERICKS BY THE NUMBERS

- 1 SATURDAY STRUGGLE**  
The Mavericks have yet to win a game on Saturday
- 3 THREE PLAYERS SCORE DOUBLE-FIGURES**  
Smith, Lemetti, Arop scored 10+ at Denver
- 6 SIX MAVERICKS SCORE 10+ vs. UND**  
Fidler, Lemetti, Smith, Hughes, Luedtke & Ferraini
- 7 SHARING THE BALL**  
Smith notched a career-high 7 assists vs. UND
- 10 CRASH THE BOARDS**  
Arop notched 10 boards vs. St. Thomas
- 54 LEMETTI RANKED IN TOTAL MINUTES**  
He's logged 594:48 ranking 54th in NCAA
- 98 SEASON-HIGH**  
Omaha scored 98 in win vs. North Dakota
- 15,628 MILES TRAVELED IN 2021-22**  
15 road games are scheduled

## MID MAJOR TOP 25 POLL

Updated Jan. 24

School.....	Record .....	Last Week
1. Gonzaga.....	15-2.....	1
2. BYU.....	17-4.....	3
3. Iona.....	16-3.....	4
4. Loyola Chicago.....	14-3.....	2
5. Murray State.....	17-2.....	5
6. Saint Mary's.....	15-4.....	8
7. Chattanooga.....	16-4.....	13
8. <b>South Dakota State.....</b>	<b>17-4.....</b>	<b>10</b>
9. Toledo.....	15-4.....	15
10. Ohio.....	14-3.....	6
11. San Francisco.....	16-4.....	7
12. Missouri State.....	15-6.....	19
13. New Mexico State.....	16-3.....	9
14. Vermont.....	13-4.....	18
15. Oakland.....	14-5.....	13
16. Cleveland State.....	13-4.....	22
17. <b>Drake.....</b>	<b>14-6.....</b>	<b>16</b>
18. Wagner.....	12-2.....	20
19. Princeton.....	15-3.....	24
20. Belmont.....	14-5.....	11
21. Monmouth.....	12-6.....	21
22. Grand Canyon.....	14-4.....	14
23. Liberty.....	13-6.....	25
24. Morehead State.....	14-5.....	NR
25. Arkansas State.....	13-4.....	NR

**Receiving Votes:** Furman, Southern Utah, Norfolk State, Towson, Buffalo, Weber State, James Madison, Akron, Santa Clara, Utah Valley, Jacksonville State, Seattle, Army, Montana State, Bradley, UNCW, Winthrop, Sam Houston, Delaware, Loyola, *Texas A&M Corpus Christi*, Wright State, Longwood, *Oral Roberts*, Stony Brook, CSU Fullerton, Jacksonville, Northern Iowa, Hofstra, Navy, UC Irvine.

\*2021-22 Omaha opponents in **bold italics**

Chandler, Felix Lemetti, and Akol Arop transferred into the program, while Frankie Fidler joins at the lone true freshman on the roster.

- Poor Bear-Chandler began his collegiate career with three seasons at Wichita State. He was the first man off the bench in 15 of the 18 games he saw action in as a junior. He averaged 12.0 minutes per game and contributed 3.0 ppg and 2.3 rpg.
- Lemetti played his freshman season at Fairfield and averaged 5.3 ppg, 1.1 rpg, and 1.0 apg in 2019-20. He then transferred to Salt Lake Community College and earned All-Region 18 honorable mention honors while averaging 9.9 ppg and 3.0 apg. He helped his team to a 20-5 finish on the year and qualified for the national tournament.
- Arop returned to his hometown after playing his first two seasons at Nebraska. As a true freshman, Arop saw 21 games off the bench. He used a redshirt season in 2020-21 after undergoing surgery.
- Fidler was a three-year letter winner at Bellevue West. He led the team his senior season with 21.2 ppg and 6.3 rpg. He shot 53 percent from the field and 40 percent from long range. He posted three 30-point performances in his senior campaign. He was named First Team All-Nebraska by the World Herald and was a First Team Super State pick by the Lincoln Journal Star.
- In his junior season, Fidler helped the Thunderbirds to a 2020 Class A state championship and a 24-3 overall record. He averaged 12.3 ppg, 6.2 rpg, and 2.0 apg.

## 2021-22 Summit League Preseason Poll

Omaha men's basketball was tabbed eighth in the 2021-22 Summit League Preseason Poll, the league announced in mid-October. The preseason poll and awards were tallied in a vote of the league's head coaches, sports information staff, and media.

South Dakota State is the preseason favorite collecting 23 of the 36 first-place votes. North Dakota State sits second with seven votes, while Oral Roberts was picked third with six first-place votes.

South Dakota, Western Illinois, Kansas City, and North Dakota sit fourth, fifth, sixth, and seventh, respectively. Denver and St. Thomas sit below Omaha at ninth and tenth. The Mavericks did not have any representation on the Summit League Preseason Team.

## Poll – Total Points (First-Place Votes)

South Dakota State – 636 (23)
North Dakota State – 606 (7)
Oral Roberts – 545 (6)
South Dakota – 480
Western Illinois – 356
Kansas City – 341
North Dakota – 279
Omaha – 255
Denver – 217
St. Thomas – 120

## First Team

Max Abmas, Oral Roberts  
Rocky Kreuser, North Dakota State  
Baylor Scheierman, South Dakota State  
Douglas Wilson, South Dakota State  
Sam Griesel, North Dakota State  
Josiah Allick, Kansas City

## Second Team

Will Carius, Western Illinois  
Noah Freidel, South Dakota State  
Xavier Fuller, South Dakota  
Tyree Eady, North Dakota State  
Tasos Kamateros, South Dakota

## Mavericks by Month in 2021-22

## MONTH-BY-MONTH COMPARISON

	Nov.	Dec.	Jan.
Record	1-6	1-5	1-6
Points Per Game	56.0	75.3	72.4
Opp. Points Per Game	77.9	83.2	88.3
FG Perc.	.351	.476	.431
3FG Perc.	.308	.403	.309
FT Perc.	.663	.760	.770
Rebounds Per Game	31.6	34.3	32.0
Opp. Rebounds Per Game	41.0	33.0	40.9

Rebounding Margin	-9.4	+1.3	-8.9
Assists Per Game	9.6	14.2	11.0
Turnovers Per Game	13.3	15.3	12.6
Assist-to-Turnover Ratio	-0.7	0.9	0.9
Steals Per Game	5.7	2.7	5.3
Blocks Per Game	3.1	2.5	2.6

### Following in the Family Footsteps

- Nick Ferrarini's mother, Kathy, was a swimmer at UNO. His brother, Ross, played basketball at Nebraska and Creighton, and his brother, Steven, also played at CU.
- Kyle Luedtke's father, Josh, played football at UNO.
- Sami Roe's father, Lou, played basketball at UMass, where he was the Atlantic 10 Player of the Year and a consensus second-team All-American. He was a second-round draft pick of the Detroit Pistons and played two seasons in the NBA with the Pistons and the Golden State Warriors before continuing his professional career in the CBA and overseas.

### The Division I Years

Below is a look at how UNO has stacked up as a team in each of its Division I seasons since 2011-12:

	11-12	12-13	13-14	14-15	15-16	16-17	17-18	18-19	19-20	20-21	21-22
Record	11-18	11-19	17-15	12-17	18-14	18-14	9-22	21-11	16-16	5-20	3-17
PPG	74.1	71.9	79.9	76.8	85.3	83.9	76.5	78.8	73.5	67.3	67.6
Opp. PPG	77.3	82.1	75.1	77.8	81.8	83.5	83.5	76.7	76.9	78.0	83.1
RPG	34.7	30.3	34.4	34.8	35.4	35.9	33.6	32.7	36.2	34.1	32.6
Opp. RPG	38.0	37.6	36.2	34.7	37.1	37.8	36.6	33.8	36.1	37.7	38.6
Reb. Margin	-3.4	-7.6	-1.7	+0.1	-1.7	-1.9	-3.0	-1.1	+0.1	-3.6	-6.0
FG%	.453	.467	.450	.445	.471	.454	.458	.475	.449	.418	.416
3FG%	.333	.364	.337	.332	.337	.388	.366	.392	.338	.335	.336
FT%	.695	.696	.765	.696	.745	.748	.706	.721	.712	.688	.739
APG	16.5	13.4	15.4	12.1	14.4	13.8	13.1	12.8	12.3	9.4	11.5
A/TO Ratio	1.2	0.9	1.2	0.9	1.1	1.0	1.0	1.3	0.7	0.7	0.8
SPG	6.2	6.7	8.3	8.2	9.3	8.2	5.7	5.6	5.2	5.6	4.7
BPG	2.8	2.7	2.7	3.2	2.9	3.3	2.7	1.9	3.3	3.0	2.8

### Down But Not Out

Over Derrin Hansen's 17-year career, the Mavericks have prevailed over a double-digit deficit 34 times, including 22 in the Division I era.

Below is a look at the largest comebacks Hansen's Omaha teams have achieved:

Deficit	Date	Opponent	Final Score
22	Feb. 9, 2013	at IUPUI	W, 85-78
21	Jan. 9, 2016	at South Dakota	W, 79-73
19	Dec. 13, 2015	at Grand Canyon	W, 108-104 (OT)
17	Jan. 5, 2011	Truman	W, 83-70
17	March 5, 2008	St. Cloud State	W, 84-82
17	Jan. 24, 2019	at Purdue Fort Wayne	W, 85-79 (OT)
16	Dec. 22, 2007	at MSU-Billings	W, 88-77
16	Jan. 10, 2008	Augustana	W, 98-97
16	Jan. 1, 2016	Western Illinois	W, 82-80
16	Feb. 14, 2019	South Dakota State	W, 85-84
16	Jan. 23, 2020	Western Illinois	W, 87-82 (OT)
15	Nov. 20, 2018	at Bethune-Cookman	W, 76-56
15	Nov. 21, 2019	at Washington State	W, 85-77

### PROmaha

Thirteen former Mavericks have gone on to play professionally in the last six years.

Player	Team (Country)	League
CJ Carter (2011-15)	MZT Skopje Aerodrom (Macedonia)	Prva Liga
Mitch Hahn (2016-19)	Kirchheim Knights (Germany)	ProA

### MAVERICKS VS. OTHER CONFERENCES

Big Ten	.....	0-1
Big-12	.....	0-2
Big Sky	.....	0-2
Mid-American	.....	0-1
Mountain West	.....	0-1
MVC	.....	0-1
NAIA	.....	1-0
OVC	.....	0-1
Southland	.....	0-1

### TRACKING OMAHA'S OPPONENTS

Through Jan. 18

Team	Record	Streak
Hastings	6-14	L12
Ball State	7-10	L3
Kansas State	10-7	W2
Montana	11-6	L1
Texas Tech	14-4	W1
Purdue	15-2	W3
SIUE	7-9	L1
Eastern Washington	10-7	W1
Drake	13-5	W3
Texas A&M Corpus Christi	14-4	W2
UNLV	8-6	L1
St. Thomas	8-8	L1
Western Illinois	12-6	W2
Kansas City	8-8	L2
Oral Roberts	12-6	W5
North Dakota	4-14	L6
North Dakota State	11-6	L1
South Dakota State	15-4	W6
South Dakota	10-7	W3
Denver	7-14	W1

**HEAD COACH DERRIN HANSEN****Seasons at Omaha:** 17**Alma Mater:** Neb. Wesleyan (1991)**Career Record:** 251-252

Derrin Hansen is in his 17th season at the helm of the Omaha men's basketball program. The 21st head coach in UNO history, he ranks second all-time in school history for career victories and has led the program to two Division I postseason appearances with the 2016 CBI and the 2014 CIT. Hansen was named the 2019 Summit League Coach of the Year and NABC District 12 Coach of the Year.

Omaha has had five seasons with full Division I postseason eligibility, delivering three top-third finishes in the Summit League regular-season standings. In 2018-19, the Mavericks were 21-11 (13-3 Summit League) and finished as runner-up in both the regular-season and at the Summit League Championship. Zach Jackson and Mitch Hahn both earned first-team All-Summit honors.

Before Omaha's move to NCAA Division I in 2011-12, Hansen guided the Mavericks to two Division II Tournament appearances and conference championships in the MIAA (2010) and the NCC (2008). He has coached five players to all-region plaudits, and one All-America honorable mention. Fourteen of his players have won a combined 23 all-conference awards, with 14 All-Summit, eight All-MIAA and four All-NCC.

**OMAHA IN THE HANSEN ERA**

Season	Overall	Conference
<i>NCC (Division II)</i>		
2005-06	15-16	4-8
2006-07	12-16	3-9
2007-08	25-7	7-5
Total	52-39	14-22

*MIAA (Division II)*

2008-09	17-11	11-9
2009-10	22-9	12-8
2010-11	19-9	15-7
Total	58-29	38-24

*Independent (Division I)*

2011-12	11-18	N/A
Total	11-18	0-0

*Summit League (Division I)*

2012-13	11-20	6-10
2013-14	17-15	5-9
2014-15	12-17	5-11
2015-16	18-14	10-6
2016-17	18-14	9-7
2017-18	9-22	4-10
2018-19	21-11	13-3
2019-20	16-16	9-7
2020-21	5-20	3-11
2021-22	3-17	2-7
Total	130-166	66-81
Career	251-252	118-127

Tra-Deon Hollins (2015-17)

Zach Jackson (2015-19)

Daniel Norl (2016-18)

Devin Patterson (2013-16)

Randy Reed II (2014-16)

KJ Robinson (2016-20)

Mike Rostampour (2013-15)

Tim Smallwood (2014-16)

Marcus Tyus (2012-17)

Alex Welhouse (2009-13)

Lamar Wofford-Humphrey (2017-18)

AZS Koszalin (Poland)

Fort Wayne Mad Ants (USA)

Grand Rapids Drive (USA)

Westchester Knicks (USA)

Kharkivski Sokoly (Ukraine)

Leicester Riders (Great Britain)

Cheshire (Great Britain)

PS Karlsruhe Lions (Germany)

BC Šiauliai (Lithuania)

Jeunesse Sportive d'El Mensah (Tunisia)

Al Ittihad (Saudi Arabia)

Horsens IC (Denmark)

KB Bashkimi Prizren (Kosovo)

BC Prievizda (Slovakia)

Cape Breton Highlanders (Canada)

Caballeros de Culican (Mexico)

San Salvador BC (El Salvador)

Chemidor Tehran BC (Iran)

Shahrdari Gorgan (Iran)

Manerbio GoodBook (Italy)

MBK Baník Handlová (Slovakia)

Boras (Sweden)

Science City Jena (Germany)

Club Baloncesto Villarrobledo (Spain)

London City Royals (Great Britain)

Bashkimi Prizren (Kosovo)

Polska Liga Koszykówki

NBA G League

NBA G League

NBA G League

UkrainianBasketball SuperLeague

British Basketball League

British Basketball League

ProA

Lithuanian/Baltic Basketball Leagues

Ligue 1

Saudi Premier League

Basketligaen

IP Superliga

Slovak Extraliga

NBL Canada

CIBACOPA

FIBA Americas

Iranian Super League

Iranian Super League

Serie C Gold

Slovak Extraliga

Swedish Basketligan

ProA

Liga EBA

British Basketball League

Kosovo Basketball Superleague

**Coaches vs. Cancer**

This week, join the men's basketball staff in honoring the Coaches vs. Cancer week. The Mavericks will participate in the Suits & Sneakers campaign to help bring awareness to the cause. We hope that our fans will rally together with us and Coaches vs. Cancer to make a meaningful difference for everyone facing the disease. Omaha men's basketball encourages all to join us in this fight by donating to the American Cancer Society through the Coaches vs Cancer program at [suitsandsneakers.org](http://suitsandsneakers.org).

**Up Next**

Omaha hosts Kansas City this Saturday. It's their final home Saturday contest of the season. The Mavericks and Roos squareoff at 7 p.m.

Gary Sharp will have the call on 1180 KZOT. Links can be found for stream, audio, and live stats at [OMavs.com](http://OMavs.com).



# MAVERICK CAREER & SEASON HIGHS

## #0 SAM'I ROE

### Points

Season: 9 (at Ball State, 11/13/21)  
Career: 12 (at Kansas State, 12/29/20)

### Rebounds

Season: 4 (3x, last at Purdue, 11/26/21)  
Career: 5 (2x, last vs. Oral Roberts, 1/3/21)

### Assists

Season: 2 (vs. Hastings, 11/9/21)  
Career: 3 (at Colorado, 12/16/20)

### Steals

Season: 1 (4x, last at Denver, 1/22/22)  
Career: 1 (10, last at Denver, 1/22/22)

### Blocks

Season: 1 (2x, last at Texas Tech, 11/23/21)  
Career: Same

## #1 NICK FERRARINI

### Points

Season: 23 (vs. EWU, 12/4/21)  
Career: Same

### Rebounds

Season: 5 (at UMKC, 1/10/22)  
Career: 7 (at Kansas City, 2/12/21)

### Assists

Season: 3 (3x, last at UMKC, 1/10/22)  
Career: Same

### Steals

Season: 2 (2x, last at UMKC, 1/10/22)  
Career: 2 (4x, last at UMKC, 1/10/22)

### Blocks

Season: 1 (at UMKC, 1/10/22)  
Career: Same

## #2 DARRIUS HUGHES

### Points

Season: 19 (vs. TAMCC, 12/11/21)  
Career: Same

### Rebounds

Season: 8 (vs. Hastings, 11/9/21)  
Career: Same (2x, last - vs. Hastings, 11/9/21)

### Assists

Season: 2 (at Kansas State, 11/17/21)  
Career: Same

### Steals

Season: 2 (2x, last at Kansas State, 11/17/21)  
Career: 3 (2x, last at Kansas, 12/11/20)

### Blocks

Season: 2 (at Denver, 1/22/22)  
Career: Same

## #3 KYLE LUEDTKE

### Points

Season: 21 (vs. SIUE, 11/30/21)  
Career: Same

### Rebounds

Season: 8 (vs. Western Illinois, 12/22/21)  
Career: Same

### Assists

Season: 5 (at UNLV, 12/15/21)  
Career: Same

### Steals

Season: 3 (vs. Hastings, 11/9/21)  
Career: Same

### Blocks

Season: ---  
Career: 1 (at E. Washington, 12/17/19)

## #11 LA'MEL ROBINSON

### Points

Season:  
Career: 23 (at South Dakota, 1/30/21)

### Rebounds

Season:  
Career: 7 (2x, last at Denver, 2/27/21)

### Assists

Season:  
Career: 3 (4x, last vs. Western Illinois, 2/6/21)

### Steals

Season:  
Career: 4 (vs. North Dakota, 2/19/21)

### Blocks

Season:  
Career: 1 (4x, last at Denver, 2/27/21)

## #13 WANJANG TUT

### Points

Season: 6 (vs. Drake, 12/8/21)  
Career: 31 (at North Dakota State, 1/8/21)

### Rebounds

Season: 2 (2x, last at Texas Tech, 11/23/21)  
Career: 9 (3x, last at Kansas State, 12/29/20)

### Assists

Season: 2 (2x, last at Purdue, 11/26/21)  
Career: 3 (2x, last vs. North Dakota, 2/3/19)

### Steals

Season:  
Career: 3 (2x, last at Drake, 12/3/30)

### Blocks

Season: 1 (2x, last at Texas Tech, 11/23/21)  
Career: 4 (2x, last at Wyoming, 12/17/20)

## #14 DYLAN BROUGHAM

### Points

Season: 7 (at Texas Tech, 11/23/21)  
Career: Same

### Rebounds

Season: 5 (2x, last at ORU, 1/1/22)  
Career: Same

### Assists

Season: 1 (5x, last at USD, 1/15/22)  
Career: Same

### Steals

Season: 1 (2x, last vs. SDSU, 1/13/22)  
Career: Same

### Blocks

Season: 4 (at Kansas State, 11/17/21)  
Career: Same

## #15 GRANT FRICKENSTEIN

### Points

Season: 4 (at Oral Roberts, 1/1/22)  
Career: Same

### Rebounds

Season: 4 (at Kansas State, 11/17/21)  
Career: Same

### Assists

Season: ---  
Career: ---

### Steals

Season: ---  
Career: ---

### Blocks

Season: ---  
Career: ---

## #21 DEVIN EVANS

### Points

Season: 8 (vs. SIUE, 11/30/21)  
Career: 8 (2x, last vs. SIUE, 11/30/21)

### Rebounds

Season: 9 (vs. Western Illinois, 12/22/21)  
Career: Same

### Assists

Season: 3 (at UNLV, 12/15/21)  
Career: Same

### Steals

Season: 2 (vs. TAMCC, 12/11/21)  
Career: Same

### Blocks

Season: 1 (3x, last at UNLV, 12/15/21)  
Career: 1 (5x, last at UNLV, 12/15/21)

## #22 MARCO SMITH

### Points

Season: 19 (vs. St. Thomas, 12/20/21)  
Career: Same

### Rebounds

Season: 6 (3x, last at ORU, 1/1/22)  
Career: Same

### Assists

Season: 7 (vs. North Dakota (1/6/22)  
Career: Same

### Steals

Season: 4 (vs. NDSU, 1/8/21)  
Career: Same

### Blocks

Season: 2 (vs. TAMCC, 12/11/21)  
Career: 2 (2x, last TAMCC, 12/11/21)

## #23 FRANKIE FIDLER

### Points

Season: 19 (vs. Western Illinois, 12/22/21)  
Career: Same

### Rebounds

Season: 7 (at UMKC, 1/10/22)  
Career: Same

### Assists

Season: 4 (vs. Drake, 12/8/21)  
Career: Same

### Steals

Season: 2 (4x, last vs. SIUE, 11/30/21)  
Career: Same

### Blocks

Season: 1 (2x, last vs. Drake, 12/8/21)  
Career: Same

## #25 FELIX LEMETTI

### Points

Season: 23 (at UNLV, 12/15/21)  
Career: Same

### Rebounds

Season: 6 (3x, last at UMKC, 1/10/22)  
Career: Same

### Assists

Season: 6 (vs. Western Illinois, 12/22/21)  
Career: Same

### Steals

Season: 3 (at Kansas State, 11/17/21)  
Career: Same

### Blocks

Season:  
Career:

# MAVERICK CAREER & SEASON HIGHS

## #33 AKOL AROP

### Points

Season: 10 (2x, last at Denver, 1/22/22)

Career: Same

### Rebounds

Season: 10 (vs. St. Thomas, 12/20/21)

Career: Same

### Assists

Season: 2 (vs. TAMCC, 12/11/21)

Career: Same

### Steals

Season: 2 (at Ball State, 11/13/21)

Career: Same

### Blocks

Season: 2 (at Montana, 11/20/21)

Career:

## #44 ISAIAH POOR BEAR-CHANDLER

### Points

Season: 10 (vs. Drake, 12/8/21)

Career: Same

### Rebounds

Season: 8 (vs. Drake, 12/8/21)

Career: Same

### Assists

Season: 2 (2x, last at Ball State, 11/9/21)

Career: Same

### Steals

Season: 2 (at Ball State, 11/13/21)

Career: Same

### Blocks

Season: 2 (3x, last vs. Drake, 12/8/21)

Career: Same

## 2021-22 OVERALL STATS



### 2021-22 Omaha Men's Basketball Combined Team Statistics All games

Page 1/1  
as of Jan 22, 2022

**Game Records**

Record	Overall	Home	Away	Neutral
ALL GAMES	3-17	3-7	0-10	0-0
CONFERENCE	2-7	2-3	0-4	0-0
NON-CONFERENCE	1-10	1-4	0-6	0-0

**Score by Periods**

Team	1st	2nd	OT	TOT
Omaha	618	733	0	1351
Opponents	830	832	0	1662

**Team Box Score**

No.	Player				Total		3-Point		F-Throw		Rebounds				PF	DQ	A	TO	BLK	STL	PTS	AVG
		GP-GS	MIN	AVG	FG-FGA	FG%	3FG-3FGA	3FG%	FT-FTA	FT%	OFF	DEF	TOT	AVG								
1	FERRARINI, Nick	16-2	345:03	21.6	55-148	.372	22-80	.275	34-40	.850	6	17	23	1.4	23	0	19	29	1	11	166	10.4
25	LEMETTI, Felix	20-20	621:30	31.1	64-172	.372	44-123	.358	30-36	.833	4	70	74	3.7	45	0	51	44	0	16	202	10.1
2	HUGHES, Darrius	20-11	385:55	19.3	71-135	.526	1-2	.500	45-68	.662	25	53	78	3.9	55	3	5	39	4	8	188	9.4
23	FIDLER, Frankie	19-16	485:31	25.6	58-133	.436	17-47	.362	38-47	.809	9	52	61	3.2	28	0	35	32	4	14	171	9.0
3	LUEDTKE, Kyle	18-2	456:58	25.4	48-129	.372	29-72	.403	27-33	.818	12	68	80	4.4	49	0	30	17	0	10	152	8.4
44	POOR BEAR-CHANDLER, Isaiah	4-3	89:19	22.3	10-24	.417	0-1	.000	10-10	1.000	8	11	19	4.8	6	0	5	6	6	4	30	7.5
22	SMITH, Marco	19-14	478:42	25.2	55-134	.410	12-39	.308	20-25	.800	5	62	67	3.5	26	0	53	30	7	13	142	7.5
33	AROP, Akol	19-8	291:11	15.3	37-75	.493	3-9	.333	13-22	.591	17	61	78	4.1	26	0	5	19	15	5	90	4.7
0	ROE, Sam'i	14-7	244:54	17.5	21-74	.284	3-16	.188	11-19	.579	18	8	26	1.9	22	0	5	15	2	4	56	4.0
14	BROUGHAM, Dylan	18-12	271:35	15.1	27-51	.529	1-3	.333	16-28	.571	21	23	44	2.4	50	2	6	9	11	3	71	3.9
21	EVANS, Devin	17-5	230:14	13.5	21-50	.420	9-28	.321	4-6	.667	15	43	58	3.4	26	0	10	12	3	4	55	3.2
13	TUT, Wanjang	7-0	72:19	10.3	9-24	.375	0-1	.000	0-0	.000	5	4	9	1.3	22	1	4	9	2	1	18	2.6
15	FRICKENSTEIN, Grant	10-0	26:49	2.7	4-6	.667	1-1	1.000	1-3	.333	0	1	1	0.1	1	0	1	0	0	0	10	1.0
Team											17	16	33					12				
Total		20	4000		480-1155	.416	142-422	.336	249-337	.739	162	489	651	32.6	379	6	229	273	55	93	1351	67.6
Opponents		20	4000		572-1218	.470	186-480	.388	332-441	.753	207	564	771	38.6	342	6	306	218	54	126	1662	83.1

**Team Statistics**

	UNO	OPP
<b>Scoring</b>	<b>1351</b>	<b>1662</b>
Points per game	67.6	83.1
Scoring margin	-15.6	-
<b>Field goals-att</b>	<b>480-1155</b>	<b>572-1218</b>
Field goal pct	.416	.470
<b>3 point fg-att</b>	<b>142-422</b>	<b>186-480</b>
3-point FG pct	.336	.388
3-pt FG made per game	7.1	9.3
<b>Free throws-att</b>	<b>249-337</b>	<b>332-441</b>
Free throw pct	.739	.753
F-Throws made per game	12.5	16.6
<b>Rebounds</b>	<b>651</b>	<b>771</b>
Rebounds per game	32.6	38.6
Rebounding margin	-6.0	-
<b>Assists</b>	<b>229</b>	<b>306</b>
Assists per game	11.5	15.3
<b>Turnovers</b>	<b>273</b>	<b>218</b>
Turnovers per game	13.7	10.9
Turnover margin	-2.8	-
Assist/turnover ratio	0.8	1.4
<b>Steals</b>	<b>93</b>	<b>126</b>
Steals per game	4.7	6.3
<b>Blocks</b>	<b>55</b>	<b>54</b>
Blocks per game	2.8	2.7
<b>Winning streak</b>	<b>0</b>	<b>-</b>
Home win streak	0	-
<b>Attendance</b>	<b>9761</b>	<b>47792</b>
Home games-Avg/Game	10-976	10-4779
Neutral site-Avg/Game	-	0-0

**Team Results**

Date	Opponent		Score	Att.
11/09/2021	Hastings	W	67-57	0
11/13/2021	at Ball St.	L	69-73	2752
11/17/2021	at Kansas St.	L	64-79	5259
11/20/2021	at Montana	L	47-68	2967
11/23/2021	at Texas Tech	L	40-96	12670
11/26/2021	at Purdue	L	40-97	14804
11/30/2021	SIUE	L	65-75	1033
12/04/2021	Eastern Wash.	L	81-92	1111
12/08/2021	Drake	L	70-78	0
12/11/2021	A&M-Corpus Christi	L	73-87	1058
12/15/2021	at UNLV	L	71-84	4345
12/20/2021	St. Thomas (MN)	L	73-80	1483
12/22/2021	Western Ill.	W	84-78	1430
01/01/2022	at Oral Roberts	L	62-107	2136
01/06/2022	North Dakota	W	98-82	1003
01/08/2022	North Dakota St.	L	67-71	1185
01/10/2022	at Kansas City	L	61-64	495
01/13/2022	South Dakota St.	L	86-95	1458
01/15/2022	at South Dakota	L	70-105	1669
01/22/2022	at Denver	L	63-94	695

# 2021-22 TEAM/OPPONENT HIGHS & LOWS

## OMAHA TEAM GAME HIGHS

POINTS	98	North Dakota (1/6/22)
FIELD GOALS MADE	38	North Dakota (1/6/22)
FIELD GOAL ATTEMPTS	70	North Dakota State (1/8/22)
FIELD GOAL PERCENTAGE	.551 (38-69)	North Dakota (1/6/22)
3 PT FG MADE	12	SDSU (1/13/22)
3 PT FG ATTEMPTS	34	at Oral Roberts (1/1/22)
3 PT FG PERCENTAGE	.545 (12-22)	SDSU (1/13/22)
FREE THROWS MADE	25	Eastern Washington (12/4/21)
FREE THROW ATTEMPTS	30	Eastern Washington (12/4/21)
FREE THROW PERCENTAGE	.929 (13-14)	North Dakota State (1/8/22)
REBOUNDS	40	Hastings (11/09/2021)
ASSISTS	17	at Kansas State (11/17/21)
STEALS	10	Hastings (11/09/2021)
BLOCKED SHOTS	5	at Montana (11/20/21)
TURNOVERS	24	Texas A&M - Corpus Christi (12/11/21)
FOULS	28	at South Dakota (1/15/21)

## OPPONENT TEAM GAME HIGHS

POINTS	107	at Oral Roberts (1/1/22)
FIELD GOALS MADE	40	at Oral Roberts (1/1/22)
FIELD GOAL ATTEMPTS	74	at Oral Roberts (1/1/22)
FIELD GOAL PERCENTAGE	.587 (37-63)	at Texas Tech (11/23/21)
3 PT FG MADE	17	at South Dakota (1/15/21)
3 PT FG ATTEMPTS	37	Western Illinois (12/22/21)
3 PT FG PERCENTAGE	.567 (17-30)	at South Dakota (1/15/21)
FREE THROWS MADE	30	at South Dakota (1/15/21)
FREE THROW ATTEMPTS	32	Eastern Washington (12/4/21)
FREE THROW PERCENTAGE	.889 (8-9)	vs. SIUE (11/30/21)
REBOUNDS	54	at Oral Roberts (1/1/22)
ASSISTS	19	at Purdue (11/26/21)
STEALS	11	at Oral Roberts (1/1/22)
BLOCKED SHOTS	8	vs. SIUE (11/30/21)
TURNOVERS	20	North Dakota State (1/8/22)
FOULS	26	Texas A&M - Corpus Christi (12/11/21)

## OMAHA TEAM GAME LOWS

POINTS	40	2x - last at Purdue (11/26/21)
FIELD GOALS MADE	13	at Texas Tech (11/23/21)
FIELD GOAL ATTEMPTS	49	at Texas Tech (11/23/21)
FIELD GOAL PERCENTAGE	.265 (13-49)	at Texas Tech (11/23/21)
3 PT FG MADE	2	North Dakota State (1/8/22)
3 PT FG ATTEMPTS	12	at South Dakota (1/15/21)
3 PT FG PERCENTAGE	.100 (2-20)	North Dakota State (1/8/22)
FREE THROWS MADE	1	at Purdue (11/26/21)
FREE THROW ATTEMPTS	2	at Purdue (11/26/21)
FREE THROW PERCENTAGE	.500 (1-2)	2x - last at Purdue (11/26/21)
REBOUNDS	22	at Purdue (11/26/21)
ASSISTS	9	at Ball State (11/13/21)
STEALS	0	St. Thomas (12/20/21)
BLOCKED SHOTS	1	SDSU (1/13/22)
TURNOVERS	7	St. Thomas (12/20/21)
FOULS	13	at Kansas State (11/17/21)

## OPPONENT TEAM GAME LOWS

POINTS	57	Hastings (11/09/2021)
FIELD GOALS MADE	21	Hastings (11/09/2021)
FIELD GOAL ATTEMPTS	53	at Kansas State (11/17/21)
FIELD GOAL PERCENTAGE	.324 (24-74)	Western Illinois (12/22/21)
3 PT FG MADE	4	Hastings (11/09/2021)
3 PT FG ATTEMPTS	16	at Texas Tech (11/23/21)
3 PT FG PERCENTAGE	.189 (7-37)	Western Illinois (12/22/21)
FREE THROWS MADE	8	SIUE (11/30/21)
FREE THROW ATTEMPTS	9	SIUE (11/30/21)
FREE THROW PERCENTAGE	.545 (12-22)	at Denver (1/22/22)
REBOUNDS	27	Drake (12/8/21)
ASSISTS	5	Western Illinois (12/22/21)
STEALS	2	at South Dakota (1/15/21)
BLOCKED SHOTS	0	SDSU (1/13/22)
TURNOVERS	3	St. Thomas (12/20/21)
FOULS	6	at Purdue (11/26/21)



# 2021-22 GAME-BY-GAME COMPARISON

Opponent	1st	2nd	Score	Mar	Total FG	FG Pct	3-Ptr	3FG Pct	FTs	FT Pct	Reb	Mar	Ast	TO	Blk	Stl	PF
Hastings	35/29	32/38	67-57	+10	24-56/21-61	.429/.344	4-16/4-18	.250/.222	15-21/11-15	.714/.733	40/34	+6	11/5	11/15	2/0	10/4	13/17
at Ball State	21/44	48/29	69-73	-4	27-64/23-55	.422/.418	6-22/11/24	.273/.485	9-10/16-27	.900/.593	37/39	-2	9/16	9/11	3/1	7/4	19/11
at Kansas State	26/42	38/37	63-79	-15	23-66/28-53	.348/.528	11-27/9-19	.407/.474	7-11/14-16	.636/.875	29/41	-12	17/18	11/16	4/5	8/6	13/13
at Montana	17/29	30/39	47-68	-21	18-54/23-54	.333/.426	7-15/5-19	.467/.263	4-8/17-21	.500/.810	38/33	+5	6/17	18/7	5/5	1/10	18/14
at Texas Tech	20/43	20/53	40-96	-56	13-49/37-63	.265/.587	6-29/8-16	.207/.500	8-15/14-21	.533/.667	26/45	-19	8/18	19/7	2/2	3/9	23/16
at No. 3 Purdue	17/52	23/45	40-97	-57	17-63/34-59	.270/.576	5-28/9-17	.179/.529	1-2/20-24	.500/.833	22/53	-31	8/19	9/12	2/6	6/4	14/6
SIUE	25/49	40/26	65-75	-10	21-55/30-64	.382/.469	10-22/7-19	.455/.386	13-19/8-9	.684/.889	29/42	-13	8/11	16/14	4/8	5/7	16/20
Eastern Washington	46/48	35/44	81-92	-11	24-51/29-54	.471/.537	8-20/10-23	.400/.435	25-30/24-43	.833/.750	27/32	-5	13/17	14/11	2/1	4/11	24/20
Drake	37/27	33/51	70-78	-8	27-53/25-58	.509/.431	7-14/11-26	.500/.423	9-14/17-21	.643/.810	36/27	+9	12/10	19/10	4/3	1/9	17/17
A&M-Corpus Christi	36/35	37/52	73-87	-15	23-51/29-58	.451/.500	7-21/7-20	.333/.350	20-27/22-29	.741/.759	35/28	+7	16/13	24/16	3/1	5/9	23/26
at UNLV	38/35	33/49	71/84	-13	24-53/26-59	.453/.441	12-29/8-31	.414/.258	11-15/24-31	.733/.774	30/39	-9	15/18	16/11	1/3	3/7	26/18
St. Thomas	23/46	50/34	73/80	-7	26-54/28-60	.481/.467	11-25/14-31	.440/.452	10-16/10-12	.625/.833	34/32	+2	13/14	7/3	3/0	0/3	16/16
Western Illinois	40/34	44/44	84/74	+6	28-57/24-74	.491/.324	5-15/7-37	.333/.189	23-27/23-30	.852/.767	44/40	+4	16/5	12/4	2/2	3/5	22/23
at Oral Roberts	27/59	35/48	62/107	-45	18-63/40-74	.286/.541	8-34/14-29	.235/.483	18-28/13-18	.643/.722	31/54	-23	8/19	18/13	1/2	7/11	17/23
North Dakota	52/40	46/42	98-82	+16	38-69/30-68	.551/.441	10-21/7-23	.476/.304	12-15/15-22	.800/.682	37/40	-3	16/8	5/11	3/1	6/2	20/16
North Dakota State	31/29	36/42	67-71	-4	26-70/22-59	.371/.373	2-20/7-21	.100/.333	13-14/20-27	.929/.741	37/47	-10	9/6	13/20	3/6	9/5	22/16
at Kansas City	30/33	31/31	61-64	-3	23-52/25/65	.442/.385	4-17/5-22	.235/.227	11-14/9-11	.786/.818	36/34	+2	13/15	23/14	3/5	7/11	13/14
South Dakota State	40/49	46/46	86-95	-9	33-63/34-62	.542/.548	12-22/14-30	.545/.467	8-10/13-16	.800/.813	27/35	-8	14/24	10/10	1/0	2/2	14/14
at South Dakota	33/57	37/48	70-105	-35	26-55/29-56	.473/.518	4-12/17-30	.333/.567	14-21/30-37	.667/.811	26/38	-12	9/19	11/9	3/1	3/2	28/25
at Denver	24/50	39/44	63-94	-31	21-57/35-62	.368/.565	3-13/12-25	.231/.480	18-20/12-22	.900/.545	30/38	-8	8/20	9/4	4/2	3/5	20/17

# INDIVIDUAL SEASON/CAREER STATS

## Summary

Player	Season Statistics										Career Statistics									
	GP-GS	MIN/G	FG%	3FG%	FT%	R/G	A/G	STL	BLK	PTS/G	GP-GS	MIN/G	FG%	3FG%	FT%	R/G	A/G	STL	BLK	PTS/G
AROP, Akol	19-8	15.3	.493	.333	.591	4.1	0.3	5	15	4.7	19-8	15.3	.493	.333	.591	4.1	0.3	5	15	4.7
BROUGHAM, Dylan	18-12	15.1	.529	.333	.571	2.4	0.3	3	11	3.9	32-12	11.2	.518	.333	.537	2.0	0.2	3	19	2.5
EVANS, Devin	17-5	13.5	.420	.321	.667	3.4	0.6	4	3	3.2	29-5	11.9	.373	.273	.545	3.1	0.4	7	5	2.9
FERRARINI, Nick	16-2	21.6	.372	.275	.850	1.4	1.2	11	1	10.4	29-6	20.1	.363	.296	.863	1.8	1.3	19	1	8.4
FIDLER, Frankie	19-16	25.6	.436	.362	.809	3.2	1.8	14	4	9.0	19-16	25.6	.436	.362	.809	3.2	1.8	14	4	9.0
FRICKENSTEIN, Grant	10-0	2.7	.667	1.000	.333	0.1	0.1	0	0	1.0	17-0	2.1	.500	.500	.333	0.2	0.1	0	0	0.7
HUGHES, Darrius	20-11	19.3	.526	.500	.662	3.9	0.3	8	4	9.4	75-14	13.4	.425	.167	.622	3.0	0.1	27	14	4.6
LEMETTI, Felix	20-20	31.1	.372	.358	.833	3.7	2.6	16	0	10.1	20-20	31.1	.372	.358	.833	3.7	2.6	16	0	10.1
LUEDTKE, Kyle	18-2	25.4	.372	.403	.818	4.4	1.7	10	0	8.4	53-2	14.9	.353	.373	.730	2.5	0.7	16	2	4.1
POOR BEAR-CHANDLER, Isaiah	4-3	22.3	.417	.000	1.000	4.8	1.3	4	6	7.5	4-3	22.3	.417	.000	1.000	4.8	1.3	4	6	7.5
ROE, Sam'i	14-7	17.5	.284	.188	.579	1.9	0.4	4	2	4.0	28-16	20.8	.277	.255	.548	2.3	0.6	10	2	4.1
SMITH, Marco	19-14	25.2	.410	.308	.800	3.5	2.8	13	7	7.5	38-26	20.8	.403	.258	.778	2.7	1.8	25	13	5.8
TUT, Wanjang	7-0	10.3	.375	.000	.000	1.3	0.6	1	2	2.6	90-52	17.5	.467	.242	.753	3.5	0.5	34	60	6.0

## Scoring

Player	Season Statistics								Career Statistics							
	FG-FGA	FG%	3FG-3FGA	3FG%	FT-FTA	FT%	PTS	PTS/G	FG-FGA	FG%	3FG-3FGA	3FG%	FT-FTA	FT%	PTS	PTS/G
AROP, Akol	37-75	.493	3-9	.333	13-22	.591	90	4.7	37-75	.493	3-9	.333	13-22	.591	90	4.7
BROUGHAM, Dylan	27-51	.529	1-3	.333	16-28	.571	71	3.9	29-56	.518	1-3	.333	22-41	.537	81	2.5
EVANS, Devin	21-50	.420	9-28	.321	4-6	.667	55	3.2	31-83	.373	9-33	.273	12-22	.545	83	2.9
FERRARINI, Nick	55-148	.372	22-80	.275	34-40	.850	166	10.4	81-223	.363	37-125	.296	44-51	.863	243	8.4
FIDLER, Frankie	58-133	.436	17-47	.362	38-47	.809	171	9.0	58-133	.436	17-47	.362	38-47	.809	171	9.0
FRICKENSTEIN, Grant	4-6	.667	1-1	1.000	1-3	.333	10	1.0	5-10	.500	1-2	.500	1-3	.333	12	0.7
HUGHES, Darrius	71-135	.526	1-2	.500	45-68	.662	188	9.4	128-301	.425	2-12	.167	84-135	.622	342	4.6
LEMETTI, Felix	64-172	.372	44-123	.358	30-36	.833	202	10.1	64-172	.372	44-123	.358	30-36	.833	202	10.1
LUEDTKE, Kyle	48-129	.372	29-72	.403	27-33	.818	152	8.4	67-190	.353	38-102	.373	46-63	.730	218	4.1
POOR BEAR-CHANDLER, Isaiah	10-24	.417	0-1	.000	10-10	1.000	30	7.5	10-24	.417	0-1	.000	10-10	1.000	30	7.5
ROE, Sam'i	21-74	.284	3-16	.188	11-19	.579	56	4.0	43-155	.277	12-47	.255	17-31	.548	115	4.1
SMITH, Marco	55-134	.410	12-39	.308	20-25	.800	142	7.5	89-221	.403	16-62	.258	28-36	.778	222	5.8
TUT, Wanjang	9-24	.375	0-1	.000	0-0	.000	18	2.6	238-510	.467	8-33	.242	55-73	.753	539	6.0

## Totals

Player	Season Statistics								Career Statistics							
	O-REB	D-REB	TOTAL	PF	FO	A	TO	A/TO	O-REB	D-REB	TOTAL	PF	FO	A	TO	A/TO
AROP, Akol	17	61	78	26	0	5	19	0.3	17	61	78	26	0	5	19	0.3
BROUGHAM, Dylan	21	23	44	50	2	6	9	0.7	27	36	63	75	2	6	13	0.5
EVANS, Devin	15	43	58	26	0	10	12	0.8	25	66	91	41	0	13	19	0.7
FERRARINI, Nick	6	17	23	23	0	19	29	0.7	7	44	51	39	0	37	46	0.8
FIDLER, Frankie	9	52	61	28	0	35	32	1.1	9	52	61	28	0	35	32	1.1
FRICKENSTEIN, Grant	0	1	1	1	0	1	0	0.0	2	1	3	1	0	1	0	0.0
HUGHES, Darrius	25	53	78	55	3	5	39	0.1	68	159	227	137	3	10	81	0.1
LEMETTI, Felix	4	70	74	45	0	51	44	1.2	4	70	74	45	0	51	44	1.2
LUEDTKE, Kyle	12	68	80	49	0	30	17	1.8	26	107	133	94	1	36	27	1.3
POOR BEAR-CHANDLER, Isaiah	8	11	19	6	0	5	6	0.8	8	11	19	6	0	5	6	0.8
ROE, Sam'i	18	8	26	22	0	5	15	0.3	29	34	63	40	0	16	22	0.7
SMITH, Marco	5	62	67	26	0	53	30	1.8	7	95	102	58	1	67	53	1.3
TUT, Wanjang	5	4	9	22	1	4	9	0.4	75	242	317	232	4	49	127	0.4

# 2021-22 MISCELLANEOUS STATS

## FIRST POINTS OF THE GAME

Game (Date)	First Points (Player)	Time	W/L
Hastings (Nov. 9)	Jumper (Darrius Hughes)*	19:21	W
at Ball State (Nov. 13)	Jumper (Marco Smith)	15:46	L
at Kansas State (Nov. 17)	Jumper (Darrius Hughes)	16:37	L
at Montana (Nov. 20)	Three-pointer (Sam'i Roe)	17:25	L
at Texas Tech (Nov. 23)*	Layup (Dylan Brougham)	19:30	L
at No. 3 Purdue (Nov. 26)	3-pointer (Dylan Brougham)	19:12	L
at SIUE (Nov. 30)	Jumper (Felix Lemetti)	17:55	L
Eastern Washington (Dec. 4)	3-pointer (Felix Lemetti)	19:13	L
Drake (Dec. 8)	Jumper (Darrius Hughes)*	19:19	L
A&M-Corpus Christi (Dec. 11)	Layup (Darrius Hughes)*	19:24	L
at UNLV (Dec. 15)	Jumper (Darrius Hughes)	10:08	L
St. Thomas (Dec. 20)	Jumper (Marco Smith)	19:22	L
Western Illinois (Dec. 22)	Free Throw (Felix Lemetti)*	19:46	W
at Oral Roberts (Jan. 1)	3-pointer (Marco Smith)	18:16	L
North Dakota (Jan. 6)	Jumper (Akol Arop)*	18:39	W
North Dakota State (Jan. 8)	3-pointer (Felix Lemetti)	18:21	L
at Kansas City (Jan. 10)	Layup (Akol Arop)*	19:33	L
South Dakota State (Jan. 13)	Jumper (Marco Smith)	19:07	L
at South Dakota (Jan. 15)	Jumper (Frankie Fidler)*	19:40	L
at Denver (Jan. 22)	Layup (Akol Arop)*	19:37	L

## FIRST SUBSTITUTION OF THE GAME

Game (Date)	First Sub	Time	W/L
Hastings (Nov. 9)	Luedtke/Hughes	14:22	W
at Ball State (Nov. 13)	Smith/Lemetti	17:07	L
at Kansas State (Nov. 17)	Hughes/Smith	18:46	L
at Montana (Nov. 20)	Hughes/Luedtke	15:41	L
at Texas Tech (Nov. 23)	Tut/Brougham	17:07	L
at No. 3 Purdue (Nov. 26)	Luedtke/Roe	15:22	L
at SIUE (Nov. 30)	Luedtke/Hughes	16:29	L
Eastern Washington (Dec. 4)	Brougham/Hughes	14:08	L
Drake (Dec. 8)	Tut/Hughes	15:47	L
A&M-Corpus Christi (Dec. 11)	Roe/Smith	15:17	L
at UNLV (Dec. 15)	Luedtke/Ferrarini	15:04	L
St. Thomas (Dec. 20)	Fidler/Luedtke	15:03	L
Western Illinois (Dec. 22)	Luedtke/Fidler	14:27	W
at Oral Roberts (Jan. 1)	Hughes/Brougham	16:07	L
North Dakota (Jan. 6)	Hughes/Brougham	14:52	W
North Dakota State (Jan. 8)	Hughes/Brougham	16:41	L
at Kansas City (Jan. 10)	Luedtke/Fidler	16:14	L
South Dakota State (Jan. 13)	Hughes/Brougham	15:38	L
at South Dakota (Jan. 15)	Hughes/Brougham	13:52	L
at Denver (Jan. 22)	Hughes/Brougham	15:30	L

\*First basket for either team

# 2021-22 MISCELLANEOUS STATS

## SECOND-CHANCE POINTS

Game (Date)	UNO	Opp	Diff	W/L
Hastings (Nov. 9)	7	5	+2	W
at Ball State (Nov. 13)	11	11	+0	L
at Kansas State (Nov. 17)	7	4	+3	L
at Montana (Nov. 20)	2	9	-7	L
at Texas Tech (Nov. 23)	9	13	-4	L
at No. 3 Purdue (Nov. 26)	8	19	-8	L
at SIUE (Nov. 30)	4	7	-4	L
Eastern Washington (Dec. 4)	11	9	+2	L
Drake (Dec. 8)	11	8	+3	L
A&M-Corpus Christi (Dec. 11)	13	9	+4	L
at UNLV (Dec. 15)	11	17	-6	L
St. Thomas (Dec. 20)	6	12	-6	L
Western Illinois (Dec. 22)	7	16	-9	W
at Oral Roberts (Jan. 1)	5	13	-8	L
North Dakota (Jan. 6)	12	22	-10	W
North Dakota State (Jan. 8)	6	15	-9	L
at Kansas City (Jan. 10)	4	6	-2	L
South Dakota State (Jan. 13)	6	8	-2	L
at South Dakota (Jan. 15)	5	14	-9	L
at Denver (Jan. 22)	4	8	-4	L

## POINTS OFF TURNOVERS

Game (Date)	UNO	Opp	Diff	W/L
vs. Hastings (Nov. 9)	11	6	+5	W
at Ball State (Nov. 13)	7	11	-4	L
at Kansas State (Nov. 17)	20	19	+1	L
at Montana (Nov. 20)	2	23	-21	L
at Texas Tech (Nov. 23)	9	27	-18	L
at No. 3 Purdue (Nov. 26)	9	8	+1	L
at SIUE (Nov. 30)	12	21	-11	L
Eastern Washington (Dec. 4)	17	16	+1	L
Drake (Dec. 8)	7	22	-15	L
A&M-Corpus Christi (Dec. 11)	12	24	-12	L
at UNLV (Dec. 15)	12	17	-5	L
St. Thomas (Dec. 20)	5	12	-7	L
Western Illinois (Dec. 22)	2	14	-12	W
at Oral Roberts (Jan. 1)	13	20	-7	L
North Dakota (Jan. 6)	11	6	+5	W
North Dakota State (Jan. 8)	26	15	+11	L
at Kansas City (Jan. 10)	14	32	-18	L
South Dakota State (Jan. 13)	10	13	-3	L
at South Dakota (Jan. 15)	8	8	+0	L
at Denver (Jan. 22)	3	13	-10	L

## BENCH SCORING

Game (Date)	UNO	Opp	Diff	W/L
vs. Hastings (Nov. 9)	22	7	+15	W
at Ball State (Nov. 13)	29	29	+0	L
at Kansas State (Nov. 17)	39	22	+17	L
at Montana (Nov. 20)	32	20	+12	L
at Texas Tech (Nov. 23)	21	49	-28	L
at No. 3 Purdue (Nov. 26)	14	49	-35	L
at SIUE (Nov. 30)	38	18	+20	L
Eastern Washington (Dec. 4)	44	17	+27	L
Drake (Dec. 8)	30	19	+11	L
A&M-Corpus Christi (Dec. 11)	20	50	-30	L
at UNLV (Dec. 15)	23	17	+5	L
St. Thomas (Dec. 20)	26	9	+17	L
Western Illinois (Dec. 22)	28	4	+24	W
at Oral Roberts (Jan. 1)	24	52	-28	L
North Dakota (Jan. 6)	44	29	+15	W
North Dakota State (Jan. 8)	34	14	+20	L
at Kansas City (Jan. 10)	38	25	+13	L
South Dakota State (Jan. 13)	48	34	+14	L
at South Dakota (Jan. 15)	28	32	-4	L
at Denver (Jan. 22)	29	33	-4	L

## POINTS IN THE PAINT

Game (Date)	UNO	Opp	Diff	W/L
vs. Hastings (Nov. 9)	28	18	+10	W
at Ball State (Nov. 13)	30	24	+6	L
at Kansas State (Nov. 17)	22	34	-12	L
at Montana (Nov. 20)	18	34	-16	L
at Texas Tech (Nov. 23)	10	54	-44	L
at No. 3 Purdue (Nov. 26)	16	48	-32	L
at SIUE (Nov. 30)	20	44	-24	L
Eastern Washington (Dec. 4)	24	34	-10	L
Drake (Dec. 8)	24	24	-	L
A&M-Corpus Christi (Dec. 11)	26	36	-10	L
at UNLV (Dec. 15)	18	30	-12	L
St. Thomas (Dec. 20)	12	24	-12	L
Western Illinois (Dec. 22)	38	30	+8	W
at Oral Roberts (Jan. 1)	18	52	-34	L
North Dakota (Jan. 6)	40	42	-2	W
North Dakota State (Jan. 8)	40	26	+14	L
at Kansas City (Jan. 10)	32	38	-6	L
South Dakota State (Jan. 13)	32	34	-2	L
at South Dakota (Jan. 15)	28	22	+6	L
at Denver (Jan. 22)	30	44	-14	L



# 2021-22 MISCELLANEOUS STATS

## STARTING LINEUPS

Date	Game	Result	G	G	G/F	F	F
Nov. 9	Hastings	W, 67-57	Felix Lemetti	Sam'i Roe	Frankie Fidler	Darrius Hughes	Isaiah Poor Bear
Nov. 13	at Ball State	L, 73-67	Felix Lemetti	Sam'i Roe	Frankie Fidler	Darrius Hughes	Isaiah Poor Bear
Nov. 17	at Kansas State	L, 79-64	Felix Lemetti	Sam'i Roe	Marco Smith	Frankie Fidler	Isaiah Poor Bear
Nov. 20	at Montana	L, 68-47	Felix Lemetti	Sam'i Roe	Frankie Fidler	Darrius Hughes	Dylan Brougham
Nov. 23	at Texas Tech	L, 96-40	Felix Lemetti	Sam'i Roe	Frankie Fidler	Darrius Hughes	Dylan Brougham
Nov. 26	at No. 3/4 Purdue	L, 97-40	Felix Lemetti	Sam'i Roe	Frankie Fidler	Darrius Hughes	Dylan Brougham
Nov. 30	SIUE	L, 75-65	Felix Lemetti	Sam'i Roe	Frankie Fidler	Darrius Hughes	Dylan Brougham
Dec. 4	Eastern Washington	L, 92-81	Felix Lemetti	Marco Smith	Kyle Luedtke	Darrius Hughes	Devin Evans
Dec. 8	Drake	L, 78-70	Felix Lemetti	Marco Smith	Frankie Fidler	Darrius Hughes	Devin Evans
Dec. 11	Texas A&M-Corpus Christi	L, 87-73	Felix Lemetti	Marco Smith	Nick Ferrarini	Darrius Hughes	Devin Evans
Dec. 15	at UNLV	L, 84-71	Felix Lemetti	Marco Smith	Nick Ferrarini	Darrius Hughes	Devin Evans
Dec. 20	St. Thomas	L, 80-73	Felix Lemetti	Marco Smith	Kyle Luedtke	Darrius Hughes	Devin Evans
Dec. 22	Western Illinois	W, 84-78	Felix Lemetti	Marco Smith	Frankie Fidler	Akol Arop	Dylan Brougham
Jan. 1	at Oral Roberts	L, 107-62	Felix Lemetti	Marco Smith	Frankie Fidler	Akol Arop	Dylan Brougham
Jan. 6	North Dakota	W, 98-82	Felix Lemetti	Marco Smith	Frankie Fidler	Akol Arop	Dylan Brougham
Jan. 8	North Dakota State	L, 71-67	Felix Lemetti	Marco Smith	Frankie Fidler	Akol Arop	Dylan Brougham
Jan. 10	at Kansas City	L, 64-61	Felix Lemetti	Marco Smith	Frankie Fidler	Akol Arop	Dylan Brougham
Jan. 13	South Dakota State	L, 95-86	Felix Lemetti	Marco Smith	Frankie Fidler	Akol Arop	Dylan Brougham
Jan. 15	at South Dakota	L, 105-70	Felix Lemetti	Marco Smith	Frankie Fidler	Akol Arop	Dylan Brougham
Jan. 22	at Denver	L, 94-63	Felix Lemetti	Marco Smith	Frankie Fidler	Akol Arop	Dylan Brougham

## #0 /// SAM'I ROE



Sr. • G • 6-1 • 180 • Atlantic City, N.J. (Hopkins Academy/Isaiah Christopher Academy/Palm Beach State/Independence)

## CAREER HIGHS

Points: 12 (at Kansas State, 12/29/20)  
 Rebounds: 5 (2x, last vs. Oral Roberts, 1/3/20)  
 Assists: 3 (at Colorado, 12/16/20)  
 Steals: 1 (10x, last at Denver, 1/22/22)  
 Blocks: 1 (2x, last at Texas Tech, 11/23/21)

## NOTING ROE

- Began his career at Palm Beach State (2018-19) and Independence CC (2019-20)
- Completed a postgraduate year at Isaiah Christopher Academy (2017-18)
- 2017 Western Mass Player of the Year at Hopkins Academy
- Majoring in business management

## CAREER STATISTICS

				Field Goals		3-Point		F-Throws		Rebounds										Scoring	
SEASON	TEAM	GP-GS	MIN/AVG	FG-FGA	FG%	3FG-3FGA	3FG%	FT-FTA	FT%	OFF	DEF	TOT	AVG	PF-FO	A	TO	BLK	STL	PTS	AVG	
2020-21	UNO	14-9	337/24.1	22-81	.272	9-31	.290	6-12	.500	11	26	37	2.6	18-0	11	7	0	6	59	4.2	
2021-22	UNO	14-7	245/17.5	21-74	.284	3-16	.188	11-19	.579	18	8	26	1.9	22-0	5	15	2	4	56	4.0	
TOTAL		28-16	582/20.8	43-155	.277	12-47	.255	17-31	.548	29	34	63	2.3	40-0	16	22	2	10	115	4.1	


## SEASON STATISTICS

Opponent	Date	GS	MIN	Total		3-Pointers		Free throws		Rebounds				PF	A	TO	BLK	STL	PTS	AVG
				FG-FGA	PCT	3FG-3FGA	PCT	FT-FTA	PCT	OFF	DEF	TOT	AVG							
Hastings	11/09/2021	*	22:55	3-9	.333	0-1	.000	0-2	.000	1	3	4	4.0	2	2	2	0	0	6	6.0
at Ball St.	11/13/2021	*	20:46	3-9	.333	0-1	.000	3-4	.750	1	0	1	2.5	1	0	1	0	0	9	7.5
at Kansas St.	11/17/2021	*	24:50	3-12	.250	2-5	.400	0-0	.000	1	1	2	2.3	3	0	0	0	0	8	7.7
at Montana	11/20/2021	*	21:27	1-5	.200	1-1	1.000	0-2	.000	3	1	4	2.8	4	0	0	1	0	3	6.5
at Texas Tech	11/23/2021	*	22:30	0-3	.000	0-2	.000	0-0	.000	0	1	1	2.4	2	0	4	1	0	0	5.2
at Purdue	11/26/2021	*	22:21	1-6	.167	0-1	.000	0-0	.000	3	1	4	2.7	1	0	1	0	1	2	4.7
SIUE	11/30/2021	*	13:29	1-4	.250	0-2	.000	0-0	.000	0	0	0	2.3	1	0	2	0	0	2	4.3
Drake	12/08/2021		22:19	1-2	.500	0-0	.000	0-2	.000	1	1	2	2.3	0	0	2	0	0	2	4.0
A&M-Corpus Christi	12/11/2021		15:09	3-5	.600	0-0	.000	2-2	1.000	3	0	3	2.3	3	1	1	0	1	8	4.4
St. Thomas (MN)	12/20/2021		21:14	0-4	.000	0-1	.000	2-2	1.000	2	0	2	2.3	1	0	0	0	0	2	4.2
North Dakota	01/06/2022		04:26	0-2	.000	0-0	.000	0-0	.000	1	0	1	2.2	0	0	0	0	0	0	3.8
at Kansas City	01/10/2022		07:05	0-0	.000	0-0	.000	0-0	.000	0	0	0	2.0	0	1	2	0	1	0	3.5
at South Dakota	01/15/2022		12:01	2-5	.400	0-1	.000	4-5	.800	1	0	1	1.9	4	0	0	0	0	8	3.8
at Denver	01/22/2022		14:22	3-8	.375	0-1	.000	0-0	.000	1	0	1	1.9	0	1	0	0	1	6	4.0
Totals		7	244:54	21-74	.284	3-16	.188	11-19	.579	18	8	26	1.9	22	5	15	2	4	56	4.0

## Player Averages

Games Played	Minutes/game	Points/game	FG Pct	3FG Pct	FT Pct	Rebounds/game	Assists/game	Turnovers/game	Assist/Turnover ratio	Steals/game	Blocks/game
14	17.5	4.0	28.4	18.8	57.9	1.9	0.4	1.1	0.3	0.3	0.1

## #1 /// NICK FERRARINI



Sr. • G • 6-5 • 190 • Omaha, Neb. (Millard North/Wayne State)

## CAREER HIGHS

Points: 23 (vs. Eastern Washington, 12/4/21)

Rebounds: 7 (at Kansas City, 2/12/21)

Assists: 3 (2x, last at UMKC, 1/10/22)

Steals: 2 (4x, last at UMKC, 1/10/22)

Blocks: 1 (at UMKC, 1/10/22)

## NOTING FERRARINI

•Began his career at Wayne State (2018-20)

•All-state selection at Millard North HS

•Majoring in secondary education

## CAREER STATISTICS

				Field Goals		3-Point		F-Throws		Rebounds										Scoring	
SEASON	TEAM	GP-GS	MIN/AVG	FG-FGA	FG%	3FG-3FGA	3FG%	FT-FTA	FT%	OFF	DEF	TOT	AVG	PF-FO	A	TO	BLK	STL	PTS	AVG	
2018-19	WSC	31-27	864/27.9	106-238	.445	48-117	.410	43-55	.782	13	92	105	3.4	46-2	32	33	11	24	303	9.8	
2019-20	WSC	32-32	1057/33.0	158-375	.421	68-170	.400	75-91	.824	13	77	90	2.8	66-0	49	63	8	22	459	14.3	
2020-21	UNO	13-4	238/18.3	26-75	.347	15-45	.333	10-11	.909	1	27	28	2.2	16-0	18	17	0	8	77	5.9	
2021-22	UNO	16-2	345/21.6	55-148	.372	22-80	.275	34-40	.850	6	17	23	1.4	23-0	19	29	1	11	166	10.4	
TOTAL FOR UNO		29-6	583/20.1	81-223	.363	37-125	.296	44-51	.863	7	44	51	1.8	39-0	37	46	1	19	243	8.4	
TOTAL		92-65	2504/27.2	345-836	.413	153-412	.371	162-197	.822	33	213	246	2.7	151-2	118	142	20	65	1005	10.9	

## SEASON STATISTICS

Opponent	Date	GS	MIN	Total		3-Pointers		Free throws		Rebounds										
				FG-FGA	PCT	3FG-3FGA	PCT	FT-FTA	PCT	OFF	DEF	TOT	AVG	PF	A	TO	BLK	STL	PTS	AVG
at Montana	11/20/2021		19:05	4-10	.400	2-4	.500	0-0	.000	1	1	2	2.0	1	0	4	0	0	10	10.0
at Texas Tech	11/23/2021		19:25	2-10	.200	2-9	.222	0-0	.000	0	0	0	1.0	1	0	4	0	0	6	8.0
at Purdue	11/26/2021		15:03	1-7	.143	1-6	.167	0-0	.000	1	0	1	1.0	0	2	0	0	1	3	6.3
SIUE	11/30/2021		15:44	2-8	.250	2-7	.286	0-0	.000	0	1	1	1.0	0	1	1	0	1	6	6.3
Eastern Wash.	12/04/2021		24:25	8-14	.571	3-6	.500	4-6	.667	2	0	2	1.2	2	1	0	0	0	23	9.6
Drake	12/08/2021		24:48	4-10	.400	2-4	.500	2-3	.667	0	2	2	1.3	2	2	1	0	0	12	10.0
A&M-Corpus Christi	12/11/2021	*	27:47	2-11	.182	1-7	.143	4-5	.800	0	1	1	1.3	4	3	6	0	2	9	9.9
at UNLV	12/15/2021	*	30:24	2-11	.182	1-7	.143	7-8	.875	1	2	3	1.5	2	3	3	0	1	12	10.1
Western Ill.	12/22/2021		13:05	4-4	1.000	2-2	1.000	0-0	.000	0	0	0	1.3	1	1	1	0	0	10	10.1
at Oral Roberts	01/01/2022		24:07	2-10	.200	1-6	.167	0-0	.000	0	1	1	1.3	2	0	3	0	1	5	9.6
North Dakota	01/06/2022		17:33	4-6	.667	0-2	.000	3-3	1.000	0	4	4	1.5	1	2	1	0	1	11	9.7
North Dakota St.	01/08/2022		25:14	5-14	.357	0-6	.000	2-2	1.000	0	0	0	1.4	1	0	0	0	1	12	9.9
at Kansas City	01/10/2022		26:53	6-12	.500	1-4	.250	4-5	.800	1	4	5	1.7	0	3	2	1	2	17	10.5
South Dakota St.	01/13/2022		23:06	6-10	.600	3-5	.600	2-2	1.000	0	0	0	1.6	2	0	2	0	0	17	10.9
at South Dakota	01/15/2022		18:57	2-6	.333	1-3	.333	2-2	1.000	0	1	1	1.5	1	1	0	0	1	7	10.7
at Denver	01/22/2022		19:27	1-5	.200	0-2	.000	4-4	1.000	0	0	0	1.4	3	0	1	0	0	6	10.4
Totals		2	345:03	55-148	.372	22-80	.275	34-40	.850	6	17	23	1.4	23	19	29	1	11	166	10.4

## Player Averages

Games Played	Minutes/game	Points/game	FG Pct	3FG Pct	FT Pct	Rebounds/game	Assists/game	Turnovers/game	Assist/Turnover ratio	Steals/game	Blocks/game
16	21.6	10.4	37.2	27.5	85.0	1.4	1.2	1.8	0.7	0.7	0.1

## #2 /// DARRIUS HUGHES



Jr. • G/F • 6-7 • 230 • Kansas City, Mo. (Rockhurst)

## CAREER HIGHS

Points: 19 (vs. TAMCC, 12/11/21)  
 Rebounds: 8 (2x, last vs. Hastings, 11/9/21)  
 Assists: 2 (at Kansas State, 11/17/21)  
 Steals: 3 (2x, last at Kansas, 12/11/20)  
 Blocks: 2 (at Denver, 1/22/22)

## NOTING HUGHES

- Matched his career-high 8 boards vs. Hastings
- First four-year letterwinner at Rockhurst HS since the 1980s
- All-state selection as a senior after averaging 18.0 ppg
- Ranked as the No. 7 player in the state of Missouri (PrepHoops.com)
- Majoring in business

## CAREER STATISTICS

				Field Goals		3-Point		F-Throws		Rebounds									Scoring	
SEASON	TEAM	GP-GS	MIN/AVG	FG-FGA	FG%	3FG-3FGA	3FG%	FT-FTA	FT%	OFF	DEF	TOT	AVG	PF-FO	A	TO	BLK	STL	PTS	AVG
2019-20	UNO	30-0	340/11.3	37-98	.378	1-8	.125	26-44	.591	30	48	78	2.6	44-0	2	24	5	10	101	3.4
2020-21	UNO	25-3	282/11.3	20-68	.294	0-2	.000	13-23	.565	13	58	71	2.8	38-0	3	18	5	9	53	2.1
2021-22	UNO	18-11	357/19.8	66-122	.541	1-2	.500	40-62	.645	23	49	72	4.0	46-2	5	36	2	8	173	9.6
TOTAL		73-14	979/13.4	123-288	.427	2-12	.167	79-129	.612	66	155	221	3.0	128-2	10	78	12	27	327	4.5

## SEASON STATISTICS

Opponent	Date	GS	MIN	Total		3-Pointers		Free throws		Rebounds											PTS	AVG
				FG-FGA	PCT	3FG-3FGA	PCT	FT-FTA	PCT	OFF	DEF	TOT	AVG	PF	A	TO	BLK	STL				
Hastings	11/09/2021	*	16:15	2-3	.667	0-0	.000	5-8	.625	1	7	8	8.0	1	0	2	0	2	9	9.0		
at Ball St.	11/13/2021	*	14:44	1-3	.333	0-0	.000	0-0	.000	1	2	3	5.5	2	0	2	0	0	2	5.5		
at Kansas St.	11/17/2021		21:01	2-6	.333	0-0	.000	4-5	.800	0	2	2	4.3	1	2	2	0	2	8	6.3		
at Montana	11/20/2021	*	19:16	1-5	.200	0-0	.000	0-0	.000	0	4	4	4.3	2	0	3	1	0	2	5.3		
at Texas Tech	11/23/2021	*	13:35	1-6	.167	0-0	.000	0-0	.000	1	1	2	3.8	4	0	2	0	0	2	4.6		
at Purdue	11/26/2021	*	18:13	6-9	.667	1-1	1.000	0-0	.000	0	1	1	3.3	2	0	1	0	1	13	6.0		
SIUE	11/30/2021	*	24:46	2-7	.286	0-0	.000	5-8	.625	2	3	5	3.6	2	0	1	0	1	9	6.4		
Eastern Wash.	12/04/2021	*	24:58	4-7	.571	0-1	.000	4-4	1.000	1	1	2	3.4	4	1	2	0	0	12	7.1		
Drake	12/08/2021	*	28:53	7-10	.700	0-0	.000	1-2	.500	2	4	6	3.7	2	1	2	0	0	15	8.0		
A&M-Corpus Christi	12/11/2021	*	29:56	6-9	.667	0-0	.000	7-11	.636	4	3	7	4.0	1	0	3	0	0	19	9.1		
at UNLV	12/15/2021	*	16:25	5-7	.714	0-0	.000	0-0	.000	1	1	2	3.8	4	0	1	0	0	10	9.2		
St. Thomas (MN)	12/20/2021	*	17:44	4-5	.800	0-0	.000	1-4	.250	2	0	2	3.7	2	0	2	0	0	9	9.2		
Western Ill.	12/22/2021		26:05	5-6	.833	0-0	.000	2-3	.667	0	5	5	3.8	3	0	2	0	0	12	9.4		
at Oral Roberts	01/01/2022		07:16	2-4	.500	0-0	.000	0-2	.000	1	2	3	3.7	3	0	4	0	0	4	9.0		
North Dakota	01/06/2022		13:16	4-8	.500	0-0	.000	6-8	.750	3	4	7	3.9	5	0	0	0	0	14	9.3		
North Dakota St.	01/08/2022		20:33	3-8	.375	0-0	.000	2-2	1.000	2	2	4	3.9	5	0	1	0	1	8	9.3		
at Kansas City	01/10/2022		26:06	4-8	.500	0-0	.000	2-2	1.000	2	4	6	4.1	2	1	5	1	1	10	9.3		
South Dakota St.	01/13/2022		18:15	7-11	.636	0-0	.000	1-3	.333	0	3	3	4.0	1	0	1	0	0	15	9.6		
at South Dakota	01/15/2022		09:45	2-3	.667	0-0	.000	2-2	1.000	0	1	1	3.8	5	0	2	0	0	6	9.4		
at Denver	01/22/2022		18:53	3-10	.300	0-0	.000	3-4	.750	2	3	5	3.9	4	0	1	2	0	9	9.4		
Totals		11	385:55	71-135	.526	1-2	.500	45-68	.662	25	53	78	3.9	55	5	39	4	8	188	9.4		

## Player Averages

Games Played	Minutes/game	Points/game	FG Pct	3FG Pct	FT Pct	Rebounds/game	Assists/game	Turnovers/game	Assist/Turnover ratio	Steals/game	Blocks/game
20	19.3	9.4	52.6	50.0	66.2	3.9	0.3	2.0	0.1	0.4	0.2



## #3 /// KYLE LUEDTKE



Jr. • G • 6-5 • 190 • Omaha, Neb. (Creighton Prep)

## CAREER HIGHS

Points: 21 (vs. SIUE, 11/30/21)  
 Rebounds: 8 (vs. Western Illinois, 12/22/21)  
 Assists: 4 (at Oral Roberts, 1/1/22)  
 Steals: 3 (vs. Hastings, 11/9/21)  
 Blocks: 1 (at Eastern Washington, 12/17/19)

## NOTING LUEDTKE

- Redshirted in 2018-19
- Second-team all-state selection as a senior at Creighton Prep
- Won a state championship with a 26-1 Junior Jays squad in 2018
- Majoring in business
- Member of the UNO Dean's List

## CAREER STATISTICS

				Field Goals		3-Point		F-Throws		Rebounds									Scoring	
SEASON	TEAM	GP-GS	MIN/AVG	FG-FGA	FG%	3FG-3FGA	3FG%	FT-FTA	FT%	OFF	DEF	TOT	AVG	PF-FO	A	TO	BLK	STL	PTS	AVG
2019-20	UNO	15-0	81/5.4	4-15	.267	2-10	.200	4-6	.667	3	13	16	1.1	17-0	1	1	1	0	14	0.9
2020-21	UNO	20-0	251/12.5	15-46	.326	7-20	.350	15-24	.625	11	26	37	1.9	28-1	5	9	1	6	52	2.6
2021-22	UNO	18-2	457/25.4	48-129	.372	29-72	.403	27-33	.818	12	68	80	4.4	49-0	30	17	0	10	152	8.4
TOTAL		53-2	789/14.9	67-190	.353	38-102	.373	46-63	.730	26	107	133	2.5	94-1	36	27	2	16	218	4.1

## SEASON STATISTICS

Opponent	Date	GS	MIN	Total		3-Pointers		Free throws		Rebounds										
				FG-FGA	PCT	3FG-3FGA	PCT	FT-FTA	PCT	OFF	DEF	TOT	AVG	PF	A	TO	BLK	STL	PTS	AVG
Hastings	11/09/2021		28:45	3-8	.375	2-5	.400	2-2	1.000	1	4	5	5.0	4	1	0	0	3	10	10.0
at Ball St.	11/13/2021		24:12	3-8	.375	2-5	.400	2-2	1.000	0	6	6	5.5	3	2	0	0	0	10	10.0
at Kansas St.	11/17/2021		26:19	6-14	.429	4-8	.500	0-0	.000	2	1	3	4.7	1	1	3	0	1	16	12.0
at Montana	11/20/2021		30:02	3-10	.300	1-4	.250	2-2	1.000	1	5	6	5.0	3	2	0	0	0	9	11.3
at Texas Tech	11/23/2021		21:14	1-3	.333	1-3	.333	0-0	.000	1	4	5	5.0	3	1	1	0	1	3	9.6
at Purdue	11/26/2021		18:01	0-8	.000	0-5	.000	0-0	.000	1	4	5	5.0	0	1	1	0	0	0	8.0
SIUE	11/30/2021		29:17	6-9	.667	3-3	1.000	6-9	.667	0	5	5	5.0	4	2	2	0	1	21	9.9
Eastern Wash.	12/04/2021	*	21:34	1-5	.200	1-3	.333	2-2	1.000	0	3	3	4.8	4	1	1	0	1	5	9.3
at UNLV	12/15/2021		27:40	2-7	.286	2-3	.667	1-2	.500	0	3	3	4.6	4	5	0	0	1	7	9.0
St. Thomas (MN)	12/20/2021	*	32:58	1-8	.125	1-5	.200	0-0	.000	0	3	3	4.4	3	2	0	0	0	3	8.4
Western Ill.	12/22/2021		21:27	0-4	.000	0-2	.000	2-2	1.000	3	5	8	4.7	4	2	0	0	0	2	7.8
at Oral Roberts	01/01/2022		22:28	1-7	.143	1-6	.167	3-4	.750	0	4	4	4.7	4	4	1	0	1	6	7.7
North Dakota	01/06/2022		22:17	4-5	.800	3-4	.750	2-2	1.000	0	6	6	4.8	1	0	0	0	0	13	8.1
North Dakota St.	01/08/2022		24:40	3-7	.429	1-5	.200	1-1	1.000	1	5	6	4.9	3	0	1	0	0	8	8.1
at Kansas City	01/10/2022		30:07	4-8	.500	2-4	.500	1-2	.500	0	3	3	4.7	1	3	5	0	1	11	8.3
South Dakota St.	01/13/2022		28:33	5-9	.556	3-4	.750	3-3	1.000	2	3	5	4.8	2	0	0	0	0	16	8.8
at South Dakota	01/15/2022		22:09	3-4	.750	1-1	1.000	0-0	.000	0	1	1	4.5	3	2	1	0	0	7	8.6
at Denver	01/22/2022		25:16	2-5	.400	1-2	.500	0-0	.000	0	3	3	4.4	2	1	1	0	0	5	8.4
Totals		2	456:58	48-129	.372	29-72	.403	27-33	.818	12	68	80	4.4	49	30	17	0	10	152	8.4

## Player Averages

Games Played	Minutes/game	Points/game	FG Pct	3FG Pct	FT Pct	Rebounds/game	Assists/game	Turnovers/game	Assist/Turnover ratio	Steals/game	Blocks/game
18	25.4	8.4	37.2	40.3	81.8	4.4	1.7	0.9	1.8	0.6	0.0

## #11 /// LA'MEL ROBINSON



So. • G • 6-0 • 160 • Riverside, Mo. (Park Hill South)

**CAREER HIGHS**

Points: 23 (at South Dakota, 1/30/21)

Rebounds: 7 (Twice, last at Denver, 2/27/21)

Assists: 3 (4 times, last vs. Western Illinois, 2/6/21)

Steals: 4 (vs. North Dakota, 2/19/21)

Blocks: 1 (4 times, last at Denver, 2/27/21)

**NOTING ROBINSON**

•Redshirted in 2019-20

•Four-year letterwinner at Park Hill South HS

•Three-time first-team all-state selection

•Averaged 25.0 ppg as a senior

•Majoring in business finance

**CAREER STATISTICS**

				Field Goals		3-Point		F-Throws		Rebounds								Scoring		
SEASON	TEAM	GP-GS	MIN/AVG	FG-FGA	FG%	3FG-3FGA	3FG%	FT-FTA	FT%	OFF	DEF	TOT	AVG	PF-FO	A	TO	BLK	STL	PTS	AVG
2019-20	UNO	15-0	81/5.4	4-15	.267	2-10	.200	4-6	.667	3	13	16	1.1	17-0	1	1	1	0	14	0.9
2020-21	UNO	20-0	251/12.5	15-46	.326	7-20	.350	15-24	.625	11	26	37	1.9	28-1	5	9	1	6	52	2.6
2021-22	UNO	1-0	29/28.7	3-8	.375	2-5	.400	2-2	1.000	1	4	5	5.0	4-0	1	0	0	3	10	10.0
TOTAL		36-0	361/10.0	22-69	.319	11-35	.314	21-32	.656	15	43	58	1.6	49-1	7	10	2	9	76	2.1

#13 /// WANJANG TUT



Sr. • F • 6-8 • 205 • Omaha, Neb. (Omaha Burke/The Skill Factory Prep)

CAREER HIGHS

Points: 31 (at North Dakota State, 1/8/21)  
Rebounds: 9 (3 times, last at Kansas State, 12/29/20)  
Assists: 3 (Twice, last vs. North Dakota, 2/3/19)  
Steals: 3 (Twice, last at Drake, 12/3/20)  
Blocks: 4 (Twice, last at Wyoming, 12/17/20)

NOTING TUT

- Two-year starter (2019-20, 2020-21)
- Redshirted in 2017-18 after spending 2016-17 at The Skill Factory
- Member of the first South Sudan National Team in 2017
- Majoring in criminology and criminal justice

CAREER STATISTICS

				Field Goals		3-Point		F-Throws		Rebounds									Scoring	
SEASON	TEAM	GP-GS	MIN/AVG	FG-FGA	FG%	3FG-3FGA	3FG%	FT-FTA	FT%	OFF	DEF	TOT	AVG	PF-FO	A	TO	BLK	STL	PTS	AVG
2018-19	UNO	31-0	342/11.0	53-112	.473	5-15	.333	8-11	.727	16	54	70	2.3	57-0	17	27	16	9	119	3.8
2019-20	UNO	32-32	705/22.0	101-216	.468	3-16	.188	21-27	.778	33	118	151	4.7	96-1	22	46	31	13	226	7.1
2020-21	UNO	20-20	459/22.9	75-158	.475	0-1	.000	26-35	.743	21	66	87	4.4	57-2	6	45	11	11	176	8.8
2021-22	UNO	7-0	72/10.3	9-24	.375	0-1	.000	0-0	.000	5	4	9	1.3	22-1	4	9	2	1	18	2.6
TOTAL		90-52	1578/17.5	238-510	.467	8-33	.242	55-73	.753	75	242	317	3.5	232-4	49	127	60	34	539	6.0

SEASON STATISTICS

Opponent		Date	GS	MIN	Total		3-Pointers		Free throws		Rebounds				PF	A	TO	BLK	STL	PTS	AVG
					FG-FGA	PCT	3FG-3FGA	PCT	FT-FTA	PCT	OFF	DEF	TOT	AVG							
at Montana		11/20/2021		10:54	0-4	.000	0-0	.000	0-0	.000	1	1	2	2.0	3	0	2	1	0	0	0.0
at Texas Tech		11/23/2021		17:26	1-2	.500	0-0	.000	0-0	.000	1	1	2	2.0	4	2	0	1	0	2	1.0
at Purdue		11/26/2021		13:49	2-9	.222	0-1	.000	0-0	.000	0	0	0	1.3	5	2	0	0	1	4	2.0
SIUE		11/30/2021		00:58	0-1	.000	0-0	.000	0-0	.000	0	0	0	1.0	0	0	0	0	0	0	1.5
Eastern Wash.		12/04/2021		09:40	2-3	.667	0-0	.000	0-0	.000	2	0	2	1.2	4	0	2	0	0	4	2.0
Drake		12/08/2021		12:12	3-4	.750	0-0	.000	0-0	.000	1	1	2	1.3	2	0	3	0	0	6	2.7
A&M-Corpus Christi		12/11/2021		07:20	1-1	1.000	0-0	.000	0-0	.000	0	1	1	1.3	4	0	2	0	0	2	2.6
Totals			0	72:19	9-24	.375	0-1	.000	0-0	.000	5	4	9	1.3	22	4	9	2	1	18	2.6

Player Averages

Games Played	Minutes/game	Points/game	FG Pct	3FG Pct	FT Pct	Rebounds/game	Assists/game	Turnovers/game	Assist/Turnover ratio	Steals/game	Blocks/game
7	10.3	2.6	37.5	0.0	0.0	1.3	0.6	1.3	0.4	0.1	0.3

## #14 /// DYLAN BROUGHAM



So. • C • 6-9 • 195 • Riverside, Mo. (Park Hill South)

## CAREER HIGHS

Points: 7 (at Texas Tech, 11/23/21)  
 Rebounds: 5 (vs. SIUE, 11/30/21)  
 Assists: 1 (6x - last at South Dakota, 1/15/22)  
 Steals: ---  
 Blocks: 4 (at Kansas State, 11/17/21)

## NOTING BROUGHAM

- Three-year letterwinner at Park Hill South HS
- High school teammate of La'Mel Robinson
- First-team all-district and all-conference as a senior
- Named to the 2020 Missouri All-Star Team
- Majoring in civil engineering

## CAREER STATISTICS

				Field Goals		3-Point		F-Throws		Rebounds										Scoring	
SEASON	TEAM	GP-GS	MIN/AVG	FG-FGA	FG%	3FG-3FGA	3FG%	FT-FTA	FT%	OFF	DEF	TOT	AVG	PF-FO	A	TO	BLK	STL	PTS	AVG	
2020-21	UNO	14-0	86/6.1	2-5	.400	0-0	.000	6-13	.462	6	13	19	1.4	25-0	0	4	8	0	10	0.7	
2021-22	UNO	18-12	272/15.1	27-51	.529	1-3	.333	16-28	.571	21	23	44	2.4	50-2	6	9	11	3	71	3.9	
TOTAL		32-12	357/11.2	29-56	.518	1-3	.333	22-41	.537	27	36	63	2.0	75-2	6	13	19	3	81	2.5	

## SEASON STATISTICS

Opponent	Date	GS	MIN	Total		3-Pointers		Free throws		Rebounds				PF A TO BLK STL						PTS	AVG
				FG-FGA	PCT	3FG-3FGA	PCT	FT-FTA	PCT	OFF	DEF	TOT	AVG	PF	A	TO	BLK	STL	PTS		
Hastings	11/09/2021		14:23	1-2	.500	0-0	.000	0-1	.000	1	3	4	4.0	3	0	2	0	0	2	2.0	
at Ball St.	11/13/2021		11:15	2-2	1.000	0-0	.000	1-1	1.000	0	2	2	3.0	5	0	1	0	0	5	3.5	
at Kansas St.	11/17/2021		15:53	3-5	.600	0-0	.000	0-1	.000	2	0	2	2.7	1	0	1	4	0	6	4.3	
at Montana	11/20/2021	*	13:57	0-1	.000	0-0	.000	0-0	.000	1	2	3	2.8	1	1	0	0	0	0	3.3	
at Texas Tech	11/23/2021	*	10:48	2-3	.667	0-0	.000	3-5	.600	1	0	1	2.4	3	0	0	0	0	7	4.0	
at Purdue	11/26/2021	*	26:11	2-3	.667	1-1	1.000	1-2	.500	1	0	1	2.2	4	1	1	1	0	6	4.3	
SIUE	11/30/2021	*	18:23	0-2	.000	0-1	.000	2-2	1.000	4	1	5	2.6	2	1	0	2	0	2	4.0	
Eastern Wash.	12/04/2021		05:53	1-1	1.000	0-0	.000	1-2	.500	0	0	0	2.3	1	0	0	1	0	3	3.9	
A&M-Corpus Christi	12/11/2021		11:21	0-1	.000	0-0	.000	0-1	.000	0	1	1	2.1	3	0	0	0	0	0	3.4	
at UNLV	12/15/2021		17:10	3-4	.750	0-1	.000	0-0	.000	1	0	1	2.0	5	1	0	0	0	6	3.7	
Western Ill.	12/22/2021	*	13:55	2-3	.667	0-0	.000	1-2	.500	3	1	4	2.2	2	0	0	0	1	5	3.8	
at Oral Roberts	01/01/2022	*	14:11	1-4	.250	0-0	.000	2-4	.500	2	3	5	2.4	2	0	1	0	1	4	3.8	
North Dakota	01/06/2022	*	16:20	3-4	.750	0-0	.000	1-2	.500	2	1	3	2.5	3	0	0	2	1	7	4.1	
North Dakota St.	01/08/2022	*	11:08	0-0	.000	0-0	.000	1-2	.500	0	1	1	2.4	3	0	1	0	0	1	3.9	
at Kansas City	01/10/2022	*	13:47	2-2	1.000	0-0	.000	1-1	1.000	1	3	4	2.5	4	0	1	0	0	5	3.9	
South Dakota St.	01/13/2022	*	18:45	1-5	.200	0-0	.000	2-2	1.000	0	4	4	2.6	2	1	0	1	0	4	3.9	
at South Dakota	01/15/2022	*	24:27	3-7	.429	0-0	.000	0-0	.000	2	1	3	2.6	3	1	0	0	0	6	4.1	
at Denver	01/22/2022	*	13:48	1-2	.500	0-0	.000	0-0	.000	0	0	0	2.4	3	0	1	0	0	2	3.9	
Totals		12	271:35	27-51	.529	1-3	.333	16-28	.571	21	23	44	2.4	50	6	9	11	3	71	3.9	

## Player Averages

Games Played	Minutes/game	Points/game	FG Pct	3FG Pct	FT Pct	Rebounds/game	Assists/game	Turnovers/game	Assist/Turnover ratio	Steals/game	Blocks/game
18	15.1	3.9	52.9	33.3	57.1	2.4	0.3	0.5	0.7	0.2	0.6

#15 /// GRANT FRICKENSTEIN



So. • G • 6-3 • 170 • Fremont, Neb. (Archbishop Bergan)

CAREER HIGHS

Points: 4 (at Oral Roberts, 1/1/22)  
Rebounds: 1 (at Creighton, 12/1/20)  
Assists: 1 (at Kansas State, 11/17/21)  
Steals: ---  
Blocks: ---

NOTING FRICKENSTEIN

- Redshirted in 2019-20
- Four-year letterwinner at Archbishop Bergan HS
- Captain of the Class D-1 All-State Team in 2018-19
- Averaged 20.9 ppg and 4.3 rpg as a senior
- Majoring in business administration

CAREER STATISTICS

				Field Goals		3-Point		F-Throws		Rebounds									Scoring	
SEASON	TEAM	GP-GS	MIN/AVG	FG-FGA	FG%	3FG-3FGA	3FG%	FT-FTA	FT%	OFF	DEF	TOT	AVG	PF-FO	A	TO	BLK	STL	PTS	AVG
2020-21	UNO	7-0	9/1.3	1-4	.250	0-1	.000	0-0	.000	2	0	2	0.3	0-0	0	0	0	0	2	0.3
2021-22	UNO	10-0	27/2.7	4-6	.667	1-1	1.000	1-3	.333	0	1	1	0.1	1-0	1	0	0	0	10	1.0
TOTAL		17-0	36/2.1	5-10	.500	1-2	.500	1-3	.333	2	1	3	0.2	1-0	1	0	0	0	12	0.7

SEASON STATISTICS

Opponent	Date	GS	MIN	Total		3-Pointers		Free throws		Rebounds										
				FG-FGA	PCT	3FG-3FGA	PCT	FT-FTA	PCT	OFF	DEF	TOT	AVG	PF	A	TO	BLK	STL	PTS	AVG
at Kansas St.	11/17/2021		02:10	0-0	.000	0-0	.000	0-0	.000	0	0	0	0.0	0	1	0	0	0	0	0.0
at Montana	11/20/2021		01:31	1-1	1.000	1-1	1.000	0-0	.000	0	0	0	0.0	0	0	0	0	0	3	1.5
at Texas Tech	11/23/2021		01:22	0-1	.000	0-0	.000	0-0	.000	0	0	0	0.0	0	0	0	0	0	0	1.0
at Purdue	11/26/2021		02:36	0-0	.000	0-0	.000	0-0	.000	0	0	0	0.0	0	0	0	0	0	0	0.8
A&M-Corpus Christi	12/11/2021		02:04	0-0	.000	0-0	.000	0-0	.000	0	0	0	0.0	1	0	0	0	0	0	0.6
at UNLV	12/15/2021		00:29	0-0	.000	0-0	.000	0-0	.000	0	0	0	0.0	0	0	0	0	0	0	0.5
at Oral Roberts	01/01/2022		07:04	2-2	1.000	0-0	.000	0-0	.000	0	1	1	0.1	0	0	0	0	0	4	1.0
North Dakota	01/06/2022		03:10	1-2	.500	0-0	.000	0-0	.000	0	0	0	0.1	0	0	0	0	0	2	1.1
at South Dakota	01/15/2022		03:27	0-0	.000	0-0	.000	0-2	.000	0	0	0	0.1	0	0	0	0	0	0	1.0
at Denver	01/22/2022		02:56	0-0	.000	0-0	.000	1-1	1.000	0	0	0	0.1	0	0	0	0	0	1	1.0
Totals			0 26:49	4-6	.667	1-1	1.000	1-3	.333	0	1	1	0.1	1	1	0	0	0	10	1.0

Player Averages

Games Played	Minutes/game	Points/game	FG Pct	3FG Pct	FT Pct	Rebounds/game	Assists/game	Turnovers/game	Assist/Turnover ratio	Steals/game	Blocks/game
10	2.7	1.0	66.7	100.0	33.3	0.1	0.1	0.0	1.0	0.0	0.0



#21 /// DEVIN EVANS



Jr. • F • 6-9 • 200 • Conyers, Ga. (Duluth/Southwest Mississippi CC)

**CAREER HIGHS**  
Points: 8 (2x, last vs. SIUE, 11/30/21)  
Rebounds: 9 (vs. Western Illinois, 12/22/21)  
Assists: 1 (4x, last at Texas Tech, 11/23/21)  
Steals: 2 (vs. TAMCC, 12/11/21)  
Blocks: 1 (3x, last vs. TAMCC, 12/11/21)

**NOTING EVANS**  
•Averaged 11.0 ppg and 10.0 rpg as a senior at Duluth HS  
•Majoring in cybersecurity

CAREER STATISTICS

				Field Goals		3-Point		F-Throws		Rebounds										Scoring	
SEASON	TEAM	GP-GS	MIN/AVG	FG-FGA	FG%	3FG-3FGA	3FG%	FT-FTA	FT%	OFF	DEF	TOT	AVG	PF-FO	A	TO	BLK	STL		PTS	AVG
2020-21	UNO	12-0	114/9.5	10-33	.303	0-5	.000	8-16	.500	10	23	33	2.8	15-0	3	7	2	3		28	2.3
2021-22	UNO	17-5	230/13.5	21-50	.420	9-28	.321	4-6	.667	15	43	58	3.4	26-0	10	12	3	4		55	3.2
TOTAL		29-5	345/11.9	31-83	.373	9-33	.273	12-22	.545	25	66	91	3.1	41-0	13	19	5	7		83	2.9

SEASON STATISTICS

Opponent		Date	GS	MIN	Total		3-Pointers		Free throws		Rebounds				PF	A	TO	BLK	STL	PTS	AVG
					FG-FGA	PCT	3FG-3FGA	PCT	FT-FTA	PCT	OFF	DEF	TOT	AVG							
at Kansas St.		11/17/2021		02:10	1-2	.500	1-2	.500	0-0	.000	0	1	1	1.0	0	0	0	0	0	3	3.0
at Montana		11/20/2021		01:31	0-0	.000	0-0	.000	0-0	.000	0	0	0	0.5	0	0	0	0	0	0	1.5
at Texas Tech		11/23/2021		19:50	2-5	.400	1-4	.250	2-2	1.000	2	1	3	1.3	0	1	0	0	0	7	3.3
at Purdue		11/26/2021		04:33	0-1	.000	0-1	.000	0-0	.000	0	0	0	1.0	0	0	0	0	0	0	2.5
SIUE		11/30/2021		26:17	3-6	.500	2-3	.667	0-0	.000	2	4	6	2.0	2	0	1	0	0	8	3.6
Eastern Wash.		12/04/2021	*	08:50	0-0	.000	0-0	.000	0-0	.000	0	1	1	1.8	2	1	1	0	0	0	3.0
Drake		12/08/2021	*	16:39	1-3	.333	0-1	.000	0-0	.000	1	3	4	2.1	4	1	2	1	0	2	2.9
A&M-Corpus Christi		12/11/2021	*	28:14	3-6	.500	2-4	.500	0-0	.000	1	4	5	2.5	0	2	0	1	2	8	3.5
at UNLV		12/15/2021	*	24:46	2-7	.286	2-5	.400	0-0	.000	2	6	8	3.1	4	3	1	1	0	6	3.8
St. Thomas (MN)		12/20/2021	*	11:42	0-1	.000	0-0	.000	0-0	.000	2	4	6	3.4	0	0	1	0	0	0	3.4
Western Ill.		12/22/2021		18:49	2-3	.667	0-0	.000	0-0	.000	2	7	9	3.9	3	0	1	0	1	4	3.5
at Oral Roberts		01/01/2022		18:33	2-4	.500	1-3	.333	0-1	.000	0	3	3	3.8	1	1	0	0	0	5	3.6
North Dakota		01/06/2022		13:08	2-3	.667	0-1	.000	0-0	.000	1	1	2	3.7	4	0	0	0	0	4	3.6
North Dakota St.		01/08/2022		09:49	2-3	.667	0-1	.000	2-2	1.000	1	0	1	3.5	3	0	2	0	0	6	3.8
South Dakota St.		01/13/2022		05:15	0-1	.000	0-0	.000	0-0	.000	0	1	1	3.3	0	1	2	0	0	0	3.5
at South Dakota		01/15/2022		04:30	0-1	.000	0-1	.000	0-0	.000	1	1	2	3.3	2	0	0	0	1	0	3.3
at Denver		01/22/2022		15:38	1-4	.250	0-2	.000	0-1	.000	0	6	6	3.4	1	0	1	0	0	2	3.2
Totals			5	230:14	21-50	.420	9-28	.321	4-6	.667	15	43	58	3.4	26	10	12	3	4	55	3.2

Player Averages

Games Played	Minutes/ game	Points/ game	FG Pct	3FG Pct	FT Pct	Rebounds/ game	Assists/ game	Turnovers/ game	Assist/Turnover ratio	Steals/ game	Blocks/ game
17	13.5	3.2	42.0	32.1	66.7	3.4	0.6	0.7	0.8	0.2	0.2

## #22 /// MARCO SMITH



Sr. • G • 6-2 • 175 • Kansas City, Kan. (Washington/UMKC)

## CAREER HIGHS

Points: 19 (vs. vs. St. Thomas, 12/20/21)  
 Rebounds: 5 (3x, last at ORU, 1/1/22)  
 Assists: 7 (vs. North Dakota, 1/6/22)  
 Steals: 2 (2x, last vs. North Dakota, 1/6/22)  
 Blocks: 2 (2x, last vs. TAMCC, 12/11/21)

## NOTING SMITH

- Sat out in 2019-20 in accordance with NCAA transfer rules
- Began his career with two seasons at UMKC (2017-19)
- Averaged 5.0 ppg and 2.3 rpg as a freshman in 2017-18
- First-team all-state selection as a senior at Washington HS in 2016-17
- Majoring in interdisciplinary studies

## CAREER STATISTICS

SEASON	TEAM	GP-GS	MIN/AVG	Field Goals		3-Point		F-Throws		Rebounds									Scoring	
				FG-FGA	FG%	3FG-3FGA	3FG%	FT-FTA	FT%	OFF	DEF	TOT	AVG	PF-FO	A	TO	BLK	STL	PTS	AVG
2017-18	KC	31-1	516/16.6	59-130	.454	12-39	.308	24-35	.686	14	57	71	2.3	49-0	29	29	13	29	154	5.0
2020-21	UNO	19-12	312/16.4	34-87	.391	4-23	.174	8-11	.727	2	33	35	1.8	32-1	14	23	6	12	80	4.2
2021-22	UNO	19-14	479/25.2	55-134	.410	12-39	.308	20-25	.800	5	62	67	3.5	26-0	53	30	7	13	142	7.5
TOTAL FOR UNO		38-26	791/20.8	89-221	.403	16-62	.258	28-36	.778	7	95	102	2.7	58-1	67	53	13	25	222	5.8
TOTAL		69-27	1307/18.9	148-351	.422	28-101	.277	52-71	.732	21	152	173	2.5	107-1	96	82	26	54	376	5.4


## SEASON STATISTICS

Opponent	Date	GS	MIN	Total		3-Pointers		Free throws		Rebounds										
				FG-FGA	PCT	3FG-3FGA	PCT	FT-FTA	PCT	OFF	DEF	TOT	AVG	PF	A	TO	BLK	STL	PTS	AVG
Hastings	11/09/2021		23:26	5-12	.417	0-2	.000	0-0	.000	0	5	5	5.0	0	2	1	0	2	10	10.0
at Ball St.	11/13/2021		27:11	4-9	.444	0-3	.000	0-0	.000	2	2	4	4.5	1	0	0	0	0	8	9.0
at Kansas St.	11/17/2021	*	24:20	2-6	.333	1-2	.500	0-0	.000	0	3	3	4.0	3	6	1	0	0	5	7.7
at Montana	11/20/2021		25:37	2-4	.500	0-1	.000	2-4	.500	0	2	2	3.5	0	0	2	0	0	6	7.3
at Purdue	11/26/2021		19:20	2-6	.333	1-2	.500	0-0	.000	0	1	1	3.0	1	1	0	0	0	5	6.8
SIUE	11/30/2021		20:02	1-4	.250	1-2	.500	0-0	.000	0	5	5	3.3	0	2	0	1	0	3	6.2
Eastern Wash.	12/04/2021	*	33:56	2-7	.286	0-0	.000	7-8	.875	0	6	6	3.7	2	3	2	0	1	11	6.9
Drake	12/08/2021	*	12:29	1-4	.250	0-1	.000	0-0	.000	0	1	1	3.4	1	1	3	0	0	2	6.3
A&M-Corpus Christi	12/11/2021	*	28:08	2-7	.286	0-3	.000	2-2	1.000	0	5	5	3.6	2	5	3	2	0	6	6.2
at UNLV	12/15/2021	*	13:50	0-0	.000	0-0	.000	0-0	.000	0	1	1	3.3	2	0	4	0	0	0	5.6
St. Thomas (MN)	12/20/2021	*	32:39	8-14	.571	2-6	.333	1-2	.500	0	5	5	3.5	1	6	0	0	0	19	6.8
Western Ill.	12/22/2021	*	25:28	3-9	.333	0-0	.000	0-0	.000	1	4	5	3.6	2	4	4	1	0	6	6.8
at Oral Roberts	01/01/2022	*	26:43	2-5	.400	1-3	.333	1-2	.500	1	5	6	3.8	2	1	3	1	1	6	6.7
North Dakota	01/06/2022	*	32:11	5-13	.385	2-4	.500	0-0	.000	0	4	4	3.8	0	7	2	0	2	12	7.1
North Dakota St.	01/08/2022	*	22:18	3-8	.375	0-2	.000	0-0	.000	1	5	6	3.9	1	3	2	0	4	6	7.0
at Kansas City	01/10/2022	*	32:27	2-8	.250	0-3	.000	0-0	.000	0	1	1	3.8	0	1	0	1	1	4	6.8
South Dakota St.	01/13/2022	*	27:49	5-6	.833	4-4	1.000	0-0	.000	0	1	1	3.6	3	6	1	0	0	14	7.2
at South Dakota	01/15/2022	*	24:56	4-7	.571	0-0	.000	1-1	1.000	0	3	3	3.6	3	2	2	0	1	9	7.3
at Denver	01/22/2022	*	25:52	2-5	.400	0-1	.000	6-6	1.000	0	3	3	3.5	2	3	0	1	1	10	7.5
Totals		14	478:42	55-134	.410	12-39	.308	20-25	.800	5	62	67	3.5	26	53	30	7	13	142	7.5

## Player Averages

Games Played	Minutes/game	Points/game	FG Pct	3FG Pct	FT Pct	Rebounds/game	Assists/game	Turnovers/game	Assist/Turnover ratio	Steals/game	Blocks/game
19	25.2	7.5	41.0	30.8	80.0	3.5	2.8	1.6	1.8	0.7	0.4

## #23 /// FRANKIE FIDLER



Fr. • F • 6-7 • 200 • Bellevue, Neb. (Bellevue West)

## CAREER HIGHS

Points: 19 (vs. Western Illinois, 12/22/21)

Rebounds: 7 (at UMKC, 1/10/22)

Assists: 4 (vs. Drake, 12/8/21)

Steals: 2 (4x, last vs. SIUE, 11/30/21)

Blocks: 1 (at Ball State, 11/13/21)

## NOTING FIDLER

• Three-year letterwinner at Bellevue West

• Averaged 21.2 pts and 6.3 rebs as a senior

• Had three 30-point games as a senior

• First-Team All-Nebraska by the World Herald

• Helped Thunderbirds to a 2020 Class A State Championship

## CAREER STATISTICS

SEASON	TEAM	GP-GS	MIN/AVG	Field Goals		3-Point		F-Throws		Rebounds									Scoring	
				FG-FGA	FG%	3FG-3FGA	3FG%	FT-FTA	FT%	OFF	DEF	TOT	AVG	PF-FO	A	TO	BLK	STL	PTS	AVG
2021-22	UNO	19-16	486/25.6	58-133	.436	17-47	.362	38-47	.809	9	52	61	3.2	28-0	35	32	4	14	171	9.0
TOTAL		19-16	486/25.6	58-133	.436	17-47	.362	38-47	.809	9	52	61	3.2	28-0	35	32	4	14	171	9.0


## SEASON STATISTICS

Opponent	Date	GS	MIN	Total		3-Pointers		Free throws		Rebounds				Other Stats						
				FG-FGA	PCT	3FG-3FGA	PCT	FT-FTA	PCT	OFF	DEF	TOT	AVG	PF	A	TO	BLK	STL	PTS	AVG
Hastings	11/09/2021	*	33:28	4-8	.500	1-3	.333	6-6	1.000	1	5	6	6.0	1	0	0	0	0	15	15.0
at Ball St.	11/13/2021	*	31:57	5-9	.556	2-5	.400	1-1	1.000	0	2	2	4.0	1	3	2	1	2	13	14.0
at Kansas St.	11/17/2021	*	22:40	1-6	.167	0-1	.000	0-0	.000	0	4	4	4.0	0	3	2	0	0	2	10.0
at Montana	11/20/2021	*	13:43	0-2	.000	0-1	.000	0-0	.000	0	2	2	3.5	2	1	3	0	0	0	7.5
at Texas Tech	11/23/2021	*	31:49	2-6	.333	0-3	.000	3-8	.375	0	3	3	3.4	2	3	0	0	2	7	7.4
at Purdue	11/26/2021	*	23:29	1-5	.200	0-2	.000	0-0	.000	0	2	2	3.2	0	1	2	0	2	2	6.5
SIUE	11/30/2021	*	18:20	3-6	.500	0-1	.000	0-0	.000	0	0	0	2.7	1	1	2	0	2	6	6.4
Eastern Wash.	12/04/2021		29:35	4-8	.500	2-4	.500	2-3	.667	1	5	6	3.1	3	3	3	1	1	12	7.1
Drake	12/08/2021	*	24:16	2-3	.667	1-1	1.000	2-3	.667	1	3	4	3.2	3	4	2	1	1	7	7.1
at UNLV	12/15/2021		08:42	1-2	.500	0-1	.000	0-0	.000	0	1	1	3.0	2	0	2	0	0	2	6.6
St. Thomas (MN)	12/20/2021		31:20	6-12	.500	4-6	.667	2-2	1.000	2	2	4	3.1	3	2	2	0	0	18	7.6
Western Ill.	12/22/2021	*	24:08	4-11	.364	1-3	.333	10-10	1.000	0	1	1	2.9	2	2	0	0	0	19	8.6
at Oral Roberts	01/01/2022	*	28:55	3-10	.300	2-6	.333	7-8	.875	1	2	3	2.9	1	0	1	0	1	15	9.1
North Dakota	01/06/2022	*	30:41	7-9	.778	2-2	1.000	0-0	.000	1	1	2	2.9	1	3	1	0	1	16	9.6
North Dakota St.	01/08/2022	*	31:27	5-10	.500	0-0	.000	0-0	.000	0	3	3	2.9	2	2	2	1	1	10	9.6
at Kansas City	01/10/2022	*	23:33	1-4	.250	0-1	.000	1-2	.500	0	7	7	3.1	1	1	5	0	0	3	9.2
South Dakota St.	01/13/2022	*	30:38	6-10	.600	1-3	.333	0-0	.000	1	4	5	3.2	1	3	0	0	1	13	9.4
at South Dakota	01/15/2022	*	28:15	3-7	.429	1-2	.500	4-4	1.000	0	4	4	3.3	2	1	3	0	0	11	9.5
at Denver	01/22/2022	*	18:34	0-5	.000	0-2	.000	0-0	.000	1	1	2	3.2	0	2	0	0	0	0	9.0
Totals		16	485:31	58-133	.436	17-47	.362	38-47	.809	9	52	61	3.2	28	35	32	4	14	171	9.0

## Player Averages

Games Played	Minutes/game	Points/game	FG Pct	3FG Pct	FT Pct	Rebounds/game	Assists/game	Turnovers/game	Assist/Turnover ratio	Steals/game	Blocks/game
19	25.6	9.0	43.6	36.2	80.9	3.2	1.8	1.7	1.1	0.7	0.2

## #25 /// FELIX LEMETTI



Jr. • G • 6-1 • 190 • Stockholm, Sweden (Fryshuset Gymnasium/Fairfield/Salt Lake City CC)

## CAREER HIGHS

Points: 23 (at UNLV, 12/15/21)  
 Rebounds: 6 (2x, last vs. TAMCC, 12/11/21)  
 Assists: 6 (vs. Western Illinois, 12/22/21)  
 Steals: 2 (vs. Hastings, 11/9/21)  
 Blocks:

## NOTING LEMETTI

- Averaged 5.3 pts and 1.1 rebs as a freshman at Fairfield
- Played at Salt Lake City CC as a sophomore
- Averaged 9.9 pts and 3.0 apg
- Shot 43 percent from long range
- Helped team to a 20-5 record and national tournament appearance

## CAREER STATISTICS

SEASON	TEAM	GP-GS	MIN/AVG	Field Goals		3-Point		F-Throws		Rebounds									Scoring	
				FG-FGA	FG%	3FG-3FGA	3FG%	FT-FTA	FT%	OFF	DEF	TOT	AVG	PF-FO	A	TO	BLK	STL	PTS	AVG
2021-22	UNO	18-18	566/31.4	56-155	.361	41-116	.353	26-31	.839	4	66	70	3.9	40-0	48	40	0	15	179	9.9
TOTAL		18-18	566/31.4	56-155	.361	41-116	.353	26-31	.839	4	66	70	3.9	40-0	48	40	0	15	179	9.9


## SEASON STATISTICS

Opponent	Date	GS	MIN	Total		3-Pointers		Free throws		Rebounds									PTS	AVG
				FG-FGA	PCT	3FG-3FGA	PCT	FT-FTA	PCT	OFF	DEF	TOT	AVG	PF	A	TO	BLK	STL		
Hastings	11/09/2021	*	32:09	3-7	.429	1-5	.200	0-0	.000	0	4	4	4.0	2	4	2	0	2	7	7.0
at Ball St.	11/13/2021	*	29:51	3-8	.375	2-6	.333	0-0	.000	0	5	5	4.5	3	2	2	0	1	8	7.5
at Kansas St.	11/17/2021	*	29:02	2-8	.250	2-8	.250	0-1	.000	0	2	2	3.7	1	4	0	0	3	6	7.0
at Montana	11/20/2021	*	31:27	4-10	.400	2-3	.667	0-0	.000	1	4	5	4.0	1	2	2	0	1	10	7.8
at Texas Tech	11/23/2021	*	28:18	1-7	.143	1-7	.143	0-0	.000	0	4	4	4.0	2	1	2	0	0	3	6.8
at Purdue	11/26/2021	*	27:20	1-6	.167	1-6	.167	0-0	.000	0	3	3	3.8	0	0	3	0	0	3	6.2
SIUE	11/30/2021	*	29:02	3-7	.429	2-3	.667	0-0	.000	0	2	2	3.6	4	1	5	0	0	8	6.4
Eastern Wash.	12/04/2021	*	33:44	2-6	.333	2-6	.333	3-3	1.000	1	3	4	3.6	1	3	2	0	1	9	6.8
Drake	12/08/2021	*	37:22	5-12	.417	4-7	.571	0-0	.000	0	6	6	3.9	3	2	2	0	0	14	7.6
A&M-Corpus Christi	12/11/2021	*	28:25	3-6	.500	3-6	.500	2-2	1.000	0	6	6	4.1	3	3	4	0	0	11	7.9
at UNLV	12/15/2021	*	34:49	7-10	.700	7-10	.700	2-2	1.000	1	4	5	4.2	3	2	5	0	1	23	9.3
St. Thomas (MN)	12/20/2021	*	33:15	4-7	.571	4-7	.571	4-5	.800	0	1	1	3.9	4	3	2	0	0	16	9.8
Western Ill.	12/22/2021	*	35:54	6-14	.429	2-8	.250	8-10	.800	0	5	5	4.0	2	6	2	0	1	22	10.8
at Oral Roberts	01/01/2022	*	31:55	2-12	.167	2-9	.222	1-2	.500	0	2	2	3.9	2	2	2	0	2	7	10.5
North Dakota	01/06/2022	*	31:02	6-12	.500	3-8	.375	0-0	.000	0	2	2	3.7	2	3	0	0	1	15	10.8
North Dakota St.	01/08/2022	*	35:13	2-12	.167	1-6	.167	4-4	1.000	0	5	5	3.8	3	4	3	0	1	9	10.7
at Kansas City	01/10/2022	*	25:05	1-5	.200	1-5	.200	2-2	1.000	1	5	6	3.9	4	3	1	0	1	5	10.4
South Dakota St.	01/13/2022	*	31:45	1-6	.167	1-6	.167	0-0	.000	0	3	3	3.9	0	3	1	0	0	3	9.9
at South Dakota	01/15/2022	*	29:10	5-11	.455	1-4	.250	0-1	.000	0	3	3	3.8	2	2	2	0	0	11	10.0
at Denver	01/22/2022	*	26:42	3-6	.500	2-3	.667	4-4	1.000	0	1	1	3.7	3	1	2	0	1	12	10.1
Totals		20	621:30	64-172	.372	44-123	.358	30-36	.833	4	70	74	3.7	45	51	44	0	16	202	10.1

## Player Averages

Games Played	Minutes/game	Points/game	FG Pct	3FG Pct	FT Pct	Rebounds/game	Assists/game	Turnovers/game	Assist/Turnover ratio	Steals/game	Blocks/game
20	31.1	10.1	37.2	35.8	83.3	3.7	2.6	2.2	1.2	0.8	0.0

## #33 /// AKOL AROP



S0. • F • 6-5 • 203 • Omaha, Neb. (Creighton Prep/Nebraska)

**CAREER HIGHS**

Points: 10 (2x, last at Denver, 1/22/22)  
 Rebounds: 10 (vs. St. Thomas, 12/20/21)  
 Assists: 2 (vs. TAMCC, 12/11/21)  
 Steals: 2 (at Ball State, 11/13/21)  
 Blocks: 2 (2x, last at Montana, 11/20/21)

**NOTING AROP**

- Played two seasons at Nebraska
- Redshirted in 2020-21
- Three-time All-State selection at Creighton Prep
- Recorded 1,268 pts, 733 rebs, and 162 blocked shots
- 2018 State Championship
- 2019 Gatorade Nebraska Player of the Year
- Averaged 19.4 pts, 10.9 rebs, and 2.6 bpg

**CAREER STATISTICS**

				Field Goals		3-Point		F-Throws		Rebounds									Scoring	
SEASON	TEAM	GP-GS	MIN/AVG	FG-FGA	FG%	3FG-3FGA	3FG%	FT-FTA	FT%	OFF	DEF	TOT	AVG	PF-FO	A	TO	BLK	STL	PTS	AVG
2019-20	Nebr	21-0	113/5.4	9-16	.563	1-2	.500	3-7	.429	9	19	28	1.3	18-0	1	4	6	6	22	1.0
2021-22	UNO	19-8	291/15.3	37-75	.493	3-9	.333	13-22	.591	17	61	78	4.1	26-0	5	19	15	5	90	4.7
TOTAL FOR UNO		19-8	291/15.3	37-75	.493	3-9	.333	13-22	.591	17	61	78	4.1	26-0	5	19	15	5	90	4.7
TOTAL		40-8	404/10.1	46-91	.505	4-11	.364	16-29	.552	26	80	106	2.7	44-0	6	23	21	11	112	2.8

**SEASON STATISTICS**

Opponent	Date	GS	MIN	Total		3-Pointers		Free throws		Rebounds										
				FG-FGA	PCT	3FG-3FGA	PCT	FT-FTA	PCT	OFF	DEF	TOT	AVG	PF	A	TO	BLK	STL	PTS	AVG
Hastings	11/09/2021		03:02	0-1	.000	0-0	.000	0-0	.000	0	0	0	0.0	0	0	0	0	0	0	0.0
at Ball St.	11/13/2021		12:17	3-6	.500	0-1	.000	0-0	.000	1	2	3	1.5	0	0	0	0	2	6	3.0
at Kansas St.	11/17/2021		16:41	2-4	.500	1-1	1.000	1-2	.500	1	3	4	2.3	1	0	1	0	1	6	4.0
at Montana	11/20/2021		11:30	2-2	1.000	0-0	.000	0-0	.000	1	2	3	2.5	1	0	0	2	0	4	4.0
at Texas Tech	11/23/2021		13:43	1-3	.333	1-1	1.000	0-0	.000	0	2	2	2.4	2	0	3	0	0	3	3.8
at Purdue	11/26/2021		09:04	1-3	.333	0-2	.000	0-0	.000	1	1	2	2.3	1	0	0	1	0	2	3.5
SIUE	11/30/2021		03:42	0-1	.000	0-0	.000	0-0	.000	0	0	0	2.0	0	0	1	1	0	0	3.0
Eastern Wash.	12/04/2021		07:25	0-0	.000	0-0	.000	2-2	1.000	1	0	1	1.9	1	0	1	0	0	2	2.9
A&M-Corpus Christi	12/11/2021		21:36	3-5	.600	1-1	1.000	3-4	.750	2	4	6	2.3	2	2	3	0	0	10	3.7
at UNLV	12/15/2021		25:45	2-5	.400	0-2	.000	1-3	.333	0	4	4	2.5	0	1	0	0	0	5	3.8
St. Thomas (MN)	12/20/2021		19:08	3-3	1.000	0-0	.000	0-1	.000	0	10	10	3.2	2	0	0	3	0	6	4.0
Western Ill.	12/22/2021	*	21:09	2-3	.667	0-0	.000	0-0	.000	0	7	7	3.5	3	1	1	1	0	4	4.0
at Oral Roberts	01/01/2022	*	18:48	1-5	.200	0-1	.000	4-5	.800	2	1	3	3.5	0	0	3	0	0	6	4.2
North Dakota	01/06/2022	*	15:56	2-5	.400	0-0	.000	0-0	.000	2	3	5	3.6	3	1	1	1	0	4	4.1
North Dakota St.	01/08/2022	*	19:39	3-8	.375	0-0	.000	1-1	1.000	3	4	7	3.8	1	0	1	2	1	7	4.3
at Kansas City	01/10/2022	*	14:57	3-5	.600	0-0	.000	0-0	.000	0	4	4	3.8	1	0	1	0	0	6	4.4
South Dakota St.	01/13/2022	*	15:54	2-5	.400	0-0	.000	0-0	.000	1	3	4	3.8	3	0	1	0	1	4	4.4
at South Dakota	01/15/2022	*	22:23	2-4	.500	0-0	.000	1-4	.250	0	5	5	3.9	3	0	1	3	0	5	4.4
at Denver	01/22/2022	*	18:32	5-7	.714	0-0	.000	0-0	.000	2	6	8	4.1	2	0	1	1	0	10	4.7
Totals		8	291:11	37-75	.493	3-9	.333	13-22	.591	17	61	78	4.1	26	5	19	15	5	90	4.7

**Player Averages**

Games Played	Minutes/game	Points/game	FG Pct	3FG Pct	FT Pct	Rebounds/game	Assists/game	Turnovers/game	Assist/Turnover ratio	Steals/game	Blocks/game
19	15.3	4.7	49.3	33.3	59.1	4.1	0.3	1.0	0.3	0.3	0.8

#44 /// ISAIAH POOR BEAR-CHANDLER



S0. • F • 6-5 • 203 • Omaha, Neb. (Creighton Prep/Nebraska)

CAREER HIGHS

Points: 10 (vs. Drake, 12/8/21)  
Rebounds: 8 (vs. Drake, 12/8/21)  
Assists: 2 (vs. Hastings, 11/9/21)  
Steals: 1 (vs. Hastings, 11/9/21)  
Blocks: 2 (2x, last vs. Drake, 12/8/21)

NOTING POOR BEAR-CHANDLER

- Played three seasons at Wichita State
- Averaged 3.0 ppg and 2.3 rpg as a junior
- Averaged 14.4 ppg and 9.5 rpg at Omaha Central
- Helped team to state quarterfinals
- Second-Team Class A All-State pick

CAREER STATISTICS

				Field Goals		3-Point		F-Throws		Rebounds									Scoring	
SEASON	TEAM	GP-GS	MIN/AVG	FG-FGA	FG%	3FG-3FGA	3FG%	FT-FTA	FT%	OFF	DEF	TOT	AVG	PF-FO	A	TO	BLK	STL	PTS	AVG
2018-19	WSU	31-0	255/8.2	30-60	.500	3-9	.333	19-28	.679	24	35	59	1.9	36-0	9	14	8	4	82	2.6
2019-20	WSU	23-1	207/9.0	18-35	.514	0-4	.000	5-13	.385	20	29	49	2.1	35-0	5	12	7	8	41	1.8
2020-21	WSU	18-0	216/12.0	21-45	.467	4-11	.364	8-15	.533	21	20	41	2.3	31-0	3	7	6	1	54	3.0
2021-22	UNO	4-3	89/22.3	10-24	.417	0-1	.000	10-10	1.000	8	11	19	4.8	6-0	5	6	6	4	30	7.5
TOTAL FOR UNO		4-3	89/22.3	10-24	.417	0-1	.000	10-10	1.000	8	11	19	4.8	6-0	5	6	6	4	30	7.5
TOTAL		76-4	767/10.1	79-164	.482	7-25	.280	42-66	.636	73	95	168	2.2	108-0	22	39	27	17	207	2.7

SEASON STATISTICS

Opponent	Date	GS	MIN	Total		3-Pointers		Free throws		Rebounds											
				FG-FGA	PCT	3FG-3FGA	PCT	FT-FTA	PCT	OFF	DEF	TOT	AVG	PF	A	TO	BLK	STL	PTS	AVG	
Hastings	11/09/2021	*	25:37	3-6	.500	0-0	.000	2-2	1.000	1	2	3	3.0	1	2	2	2	1	8	8.0	
at Ball St.	11/13/2021	*	27:47	3-10	.300	0-1	.000	2-2	1.000	3	3	6	4.5	3	2	1	2	2	8	8.0	
at Kansas St.	11/17/2021	*	14:54	1-3	.333	0-0	.000	2-2	1.000	2	0	2	3.7	2	0	1	0	1	4	6.7	
Drake	12/08/2021		21:02	3-5	.600	0-0	.000	4-4	1.000	2	6	8	4.8	0	1	2	2	0	10	7.5	
Totals		3	89:19	10-24	.417	0-1	.000	10-10	1.000	8	11	19	4.8	6	5	6	6	4	30	7.5	

Player Averages

Games Played	Minutes/game	Points/game	FG Pct	3FG Pct	FT Pct	Rebounds/game	Assists/game	Turnovers/game	Assist/Turnover ratio	Steals/game	Blocks/game
4	22.3	7.5	41.7	0.0	100.0	4.8	1.3	1.5	0.8	1.0	1.5



# 2021-22 PHOTO ROSTER




**#0 SAM'I ROE**  
G • Sr. • 6-1 • 180  
Atlantic City, N.J.




**#1 NICK FERRARINI**  
G • Sr. • 6-5 • 190  
Omaha, Neb.



**#2 DARRIUS HUGHES**  
G/F • Jr. • 6-5 • 230  
Kansas City, Mo.



**#3 KYLE LUEDTKE**  
G • Jr. • 6-5 • 190  
Omaha, Neb.



**#11 LAMEL ROBINSON**  
G • So. • 6-0 • 160  
Riverside, Mo.



**#13 WANJANG TUT**  
F • Sr. • 6-8 • 205  
Omaha, Neb.



**#14 DYLAN BROUGHAM**  
C • So. • 6-9 • 195  
Riverside, Mo.




**#15 GRANT FRICKENSTEIN**  
G • So. • 6-3 • 170  
Fremont, Neb.




**#21 DEVIN EVANS**  
F • Jr. • 6-9 • 200  
Conyers, Ga.



**#22 MARCO SMITH**  
G • Sr. • 6-2 • 175  
Kansas City, Kan.



**#23 FRANKIE FIDLER**  
F • Fr. • 6-7 • 200  
Bellevue, Neb.



**#25 FELIX LEMETTI**  
G • Jr. • 6-1 • 190  
Stockholm, Sweden



**#33 AKOL AROP**  
F • So. • 6-5 • 203  
Omaha, Neb.



**#44 ISAIAH POOR BEAR  
CHANDLER**  
F • Sr. • 6-7 • 250  
Omaha, Neb.



**DERRIN HANSEN**  
Head Coach  
17th Year



**PAT EBERHART**  
Assistant Coach  
11th Year



**TYLER ERWIN**  
Assistant Coach  
13th Year



**JAKE KOCH**  
Assistant Coach  
2nd Year



**CALEB BRANDON**  
Director of Operations  
1st Year