

OMAHA

MAVERICKS MEN'S BASKETBALL

For Immediate Release: Friday, January 1, 2021 • Contact: Kayla Peterson • Email: kaylapeterson@omavs.com • Cell: (402) 680-2547

f /OmahaMBB

@OmahaMBB

@OmahaMBB

OMavs.com

2021-22 SCHEDULE & RESULTS

Date	Opponent	Time (CT)
Nov. 9	vs. Hastings+	W, 67-57
Nov. 13	at Ball State	L, 73-69
Nov. 17	at Kansas State	L, 79-64
Nov. 20	at Montana^	L, 68-47
Nov. 23	at Texas Tech	L, 96-40
Nov. 26	at No. 3/4 Purdue	L, 97-40
Nov. 30	SIUE	L, 75-65
Dec. 4	Eastern Washington^	L, 92-81
Dec. 8	Drake	L, 78-70
Dec. 11	Texas A&M - Corpus Christi	L, 87-73
Dec. 15	at UNLV	L, 84-71
Dec. 20	St. Thomas*	L, 80-73
Dec. 22	Western Illinois*	W, 84-78
Dec. 30	at Kansas City*	Cancelled
Jan. 1	at Oral Roberts*	7 p.m.
Jan. 6	North Dakota*	7 p.m.
Jan. 8	North Dakota State*	12 p.m.
Jan. 13	South Dakota State*	7:30 p.m.
Jan. 15	at South Dakota*	4 p.m.
Jan. 22	at Denver*	3 p.m.
Jan. 27	Oral Roberts*	7 p.m.
Jan. 29	Kansas City*	7 p.m.
Feb. 3	at North Dakota State*	7 p.m.
Feb. 5	at North Dakota*	1 p.m.
Feb. 10	South Dakota*	7 p.m.
Feb. 12	at South Dakota State*	4:15 p.m.
Feb. 17	Denver*	7 p.m.
Feb. 24	at Western Illinois*	6 p.m.
Feb. 26	at St. Thomas*	7 p.m.

+ - Game played at Ralston Arena • ^ - Big Sky/Summit League Challenge • * - Summit League game • ! - Summit League Tournament game • All home games listed in *bold italics* and played at Baxter Arena



MEDIA AVAILABILITY

Student-athletes and coaches are available for interviews after practice or by arrangement through the Omaha athletic communications office. All men's basketball interview requests must be arranged through Kayla Peterson of the athletic communications staff at least one day in advance.

OMAHA HEADS TO ORAL ROBERTS SATURDAY



OMAHA MAVERICKS

Record: 2-11 (1-1 Summit League)
Head Coach: Derrin Hansen
Record at School: 250-246 (17th Year)
Career Record: Same
Last Game: W, 84-78 vs. WIU (12/22)

Statistical Leaders

Scoring: Felix Lemetti -- 10.8 ppg
Rebounding: Kyle Luedtke -- 4.7 rpg
Assists: Smith & Lemetti -- 2.5 apg
Steals: Frankie Fidler -- 0.8 spg
Blocks: Dylan Brougham -- 0.7 bpg



ORAL ROBERTS GOLDEN EAGLES

Record: 8-6 (2-1 Summit League)
Head Coach: Paul Mills
Record at School: 65-73 (5th Year)
Career Record: Same
Last Game: W, 83-66 vs. Denver (12/30)

Statistical Leaders

Scoring: Max Abmas -- 21.3 ppg
Rebounding: Francis Lacis -- 7.2 rpg
Assists: Max Abmas -- 3.5 apg
Steals: Francis Lacis -- 1.5 spg
Blocks: DeShang Weaver -- 1.4 bpg

THIS WEEKEND'S SCHEDULE

Saturday, January 1 • Omaha at Oral Roberts • 7 p.m. • Mabee Center -- Tulsa, Okla.

Stats: oruathletics.com • **Video:** oruathletics.com • **Audio:** OMavs.com • **Radio:** 1180 KZOT

The Basics

Omaha heads to Tulsa, Oklahoma for its lone game of the week vs. Oral Roberts. The Mavericks were supposed to play Kansas City to open the week, but the game was ruled a no contest due to COVID-19 issues within the UMKC program. Tipoff between the Mavericks and Golden Eagles is set for 7 p.m. on Jan. 1.

Omaha is coming off its first league win vs. Western Illinois last week. It snapped an 11-game skid for the Mavericks and ended a six-game win streak for the Leathernecks. ORU is coming off a dominating win vs. Denver and can be just the second team in the league to reach three wins Saturday.

Gary Sharp will have the call on 1180 KZOT, and links to live stats, audio, and video can be found at OMavs.com.

Quick Hits

- The Mavericks snapped an 11-game losing streak vs. Western Illinois last week with an 84-78 win. It also ended a six-game win streak for the Leathernecks.
- Four players put up double-figure scoring efforts led by Felix Lemetti who scored 22. It was just one point shy of his career-high and marked the fifth consecutive game with at least 10 points for the junior guard.
- Frankie Fidler poured in a career-high 19 points. He finished 10-for-10 at the foul line. Darrius Hughes added 12 points, while Nick Ferrarini scored 10 in his first game back from injury.
- Omaha dropped a close battle with St. Thomas in the league opener last week. Once down 29 points, the Mavericks rallied to get within five of the Tommies in the second half. The comeback fell short, 80-73.

OMAHA PROBABLE STARTERS

No.	Player	Pos.	Cl.	Ht.	Wt.	PPG	RPG	APG	SPG	BPG
14	Dylan Brougham	C	So.	6-9	195	3.8	2.2	0.4	0.1	0.7
22	Marco Smith	G	Sr.	6-2	175	6.8	3.6	2.5	0.3	0.3
23	Frankie Fidler	F	Fr.	6-7	200	8.6	2.9	1.9	0.8	0.3
25	Felix Lemetti	G	Jr.	6-1	190	10.8	4.0	2.5	0.8	0.0
33	Akol Arop	F	So.	6-5	203	4.0	3.5	0.3	0.2	0.2

WHEN REFERRING TO THE MAVERICKS

As part of a university-wide rebranding effort that began in 2011, host institutions, media and fans are reminded to refer to the school as the "University of Nebraska Omaha," "Omaha" or "UNO." "Nebraska Omaha" and "Nebraska-Omaha" are no longer acceptable references.



Primary Logo



Secondary Logo

AP TOP-25

Updated Dec. 27

School	Record	Last Week
1. Baylor.....	11-0.....	1
2. Duke.....	11-1.....	2
3. Purdue	11-1	3
4. Gonzaga.....	10-2.....	4
5. UCLA.....	8-1.....	5
6. Kansas.....	9-1.....	6
7. USC.....	12-0.....	8
8. Iowa State.....	12-0.....	9
9. Arizona.....	11-1.....	6
10. Michigan State.....	10-2.....	11
11. Auburn.....	11-1.....	12
12. Houston.....	11-2.....	13
13. Ohio State.....	8-2.....	14
14. Tennessee.....	9-2.....	19
15. Seton Hall.....	9-1.....	15
16. LSU.....	12-0.....	17
17. Texas.....	9-2.....	16
18. Kentucky.....	9-2.....	20
19. Alabama.....	9-3.....	10
20. Colorado State.....	10-0.....	21
21. Providence.....	11-1.....	22
22. Villanova.....	8-4.....	23
23. Xavier.....	11-2.....	18
24. Wisconsin.....	9-2.....	24
25. Texas Tech	9-2	25

Receiving Votes: Illinois, Oklahoma, West Virginia, Loyola Chicago, Connecticut, Michigan, Colorado, Wake Forest, San Francisco, Davidson, Iowa, Creighton, Minnesota, Memphis.

*2021-22 Omaha opponents in *bold italics*

2021-22 OMAHA MEN'S BASKETBALL ROSTER

#	Name	Cl.	Pos.	Ht.	Wt.	Hometown (High School/Previous School)
0	Sam'i Roe	Sr.	G	6-1	180	Atlantic City, N.J. (Hopkins Academy/Independence CC)
1	Nick Ferrarini	Sr.	G	6-5	190	Omaha, Neb. (Millard North/Wayne State College)
2	Darrius Hughes	Jr.	G/F	6-7	230	Kansas City, Mo. (Rockhurst)
3	Kyle Luedtke	Jr.	G	6-5	190	Omaha, Neb. (Creighton Prep)
11	La'Mel Robinson	So.	G	6-0	160	Riverside, Mo. (Park Hill South)
13	Wanjang Tut	Sr.	F	6-8	205	Omaha, Neb. (Omaha Burke/The Skill Factory Prep)
14	Dylan Brougham	So.	C	6-9	195	Riverside, Mo. (Park Hill South)
15	Grant Frickenstein	So.	G	6-3	170	Fremont, Neb. (Archbishop Bergan)
21	Devin Evans	Jr.	F	6-9	200	Conyers, Ga. (Duluth/Southwest Mississippi CC)
22	Marco Smith	Sr.	G	6-2	175	Kansas City, Kan. (Washington/UMKC)
23	Frankie Fidler	Fr.	F	6-7	200	Bellevue, Neb. (Bellevue West)
25	Felix Lemetti	Jr.	G	6-1	190	Stockholm, Sweden (Fryshuset Gymnasium/Fairfield/Salt Lake City CC)
33	Akol Arop	So.	F	6-5	203	Omaha, Neb. (Creighton Prep/Nebraska)
44	Isaiah Poor-Bear Chandler	Sr.	F	6-7	250	Omaha, Neb. (Omaha Central/Wichita State)

Head Coach: Derrin Hansen (17th Year) • **Assistant Coaches:** Pat Eberhart (11th Year), Tyler Erwin (13th Year), Jake Koch (2nd Year) • **Director of Men's Basketball Operations:** Caleb Brandon (1st Year)

PRONUNCIATION GUIDE

Akol Arop: Ah-Call Ah-Rope • **Dylan Brougham:** BRAUM • **Pat Eberhart:** EBB-er-heart

Nick Ferrarini: FAIR-uh-REE-knee • **Darrius Hughes:** DAIR-ee-us • **Grant Frickenstein:** Frick-in-stine

Kyle Luedtke: LOOT-key • **La'Mel Robinson:** luh-MEL • **Sam'i Roe:** SAH-me Row • **Wanjang Tut:** wan-YANG

- Three players scored double-figures for Omaha. Marco Smith set a new career-high with 19 points to lead the team. Fidler added another 18 points, while Felix Lemetti scored 16.
- Lemetti scored a career-high 23 points at UNLV earlier in December. He was 7-of-10 from three-point range. The seven made threes ties second in the single-game record for most threes in a game.
- Hughes scored double-figure in four straight games. Most recently, Hughes scored 10 at UNLV on 5-of-7 from the field. Prior to the road trip, he recorded a career-high 19 points vs. A&M - Corpus Christi, 15 points vs. Drake, and 12 vs. Eastern Washington.
- Omaha has used eight starting lineups this season. Felix Lemetti is the lone player to start every game this year. The lineup of Lemetti, Smith, Fidler, Dylan Brougham, and Akol Arop led Omaha to their second win of the season vs. Western Illinois. It marked Arop's first career start for the Mavericks.
- Omaha ranks fourth in the league with 2.8 blocks per game. Dylan Brougham leads the Mavericks with 0.7 blocks per game, which is tied eighth in the league. He notched a career-high four blocks at Montana.
- Luedtke opened the season with three straight games in double-figure that continued his streak from last season. He recorded double-figures in the final two games of 2020-21 and opened 2021-22 with three more. He scored 10 points in back-to-back games vs. Hastings and at Ball State. He then poured in a then career-high 16 points at Kansas State. added five boards, two assists, and two steals.

THIS WEEK FOR THE MAVERICKS

MONDAY Dec. 27	TUESDAY Dec. 28	WEDNESDAY Dec. 29	THURSDAY Dec. 30	FRIDAY Dec. 31	SATURDAY Jan. 1	SUNDAY Jan. 2
Practice 10 a.m. Sapp Fieldhouse	Practice 9 a.m. Sapp Fieldhouse	Practice 9 a.m. Sapp Fieldhouse	vs. Kansas City Cancelled Swinney Center	Travel Day	vs. Oral Roberts 7 p.m. Mabee Center	Off

TALE OF THE TAPE

OMAHA (updated 12/27)

Team Statistics	UNO	OPP
SCORING	844	1044
Points per game	64.9	80.3
Scoring margin	-15.4	-
FIELD GOALS-ATT	295-726	357-772
Field goal pct	.406	.462
3 POINT FG-ATT	99-283	110-300
3-point FG pct	.350	.367
3-pt FG made per game	7.6	8.5
FREE THROWS-ATT	155-215	220-288
Free throw pct	.721	.764
F-Throws made per game	11.9	16.9
REBOUNDS	427	485
Rebounds per game	32.8	37.3
Rebounding margin	-4.5	-
ASSISTS	152	195
Assists per game	11.7	15.0
TURNOVERS	185	137
Turnovers per game	14.2	10.5
Turnover margin	-3.7	-
Assist/turnover ratio	0.8	1.4
STEALS	56	88
Steals per game	4.3	6.8
BLOCKS	37	37
Blocks per game	2.8	2.8

ORAL ROBERTS (Updated 12/30)

Team Statistics	UNKC	OPP
SCORING	1132	954
Points per game	80.9	68.1
Scoring margin	+12.7	-
FIELD GOALS-ATT	411-918	368-872
Field goal pct	.448	.422
3 POINT FG-ATT	178-457	85-292
3-point FG pct	.389	.291
3-pt FG made per game	12.7	6.1
FREE THROWS-ATT	132-181	133-186
Free throw pct	.729	.715
F-Throws made per game	9.4	9.5
REBOUNDS	561	506
Rebounds per game	40.1	36.1
Rebounding margin	+3.9	-
ASSISTS	172	143
Assists per game	12.3	10.2
TURNOVERS	164	186
Turnovers per game	11.7	13.3
Turnover margin	+1.6	-
Assist/turnover ratio	1.0	0.8
STEALS	102	94
Steals per game	7.3	6.7
BLOCKS	66	55
Blocks per game	4.7	3.9

- The Mavericks opened the season on Nov. 9 with a 67-57 win over the visiting Hasting Broncos.
- Frankie Fidler led the Mavericks with 15 points in his career-debut. Kyle Luedtke and Marco Smith added 10 points off the bench.
- Omaha was tabbed eighth in the Summit League Preseason Poll. The Mavericks finished last season 5-20 overall with a 3-11 league finish. They earned the eighth seed in the Summit League Tournament last spring and fell to No. 1 South Dakota State in the opening round of action.
- The Mavericks return eight letterwinners and two starters from last season's squad. Returning from the starting lineup is sophomore guard La'Mel Robinson and senior forward Wanjang Tut.
- Tut started all 20 games that he appeared in last season. He averaged 8.8 ppg, 4.4 rpg, 0.6 spg, and 0.6 bpg. Tut recorded six double-figure scoring performances including two 20+ point games. He put on a season-best all around performance at Wyoming last year with 27 points on 10-of-17 shooting with nine rebounds, four blocks, and an assist. His four blocks matched his career-high.
- Robinson suffered an injury prior to the season tipping off, and he will be out for the remainder of 2021-22 action.
- Head coach Derrin Hansen enters his 17th season at the helm. He has a 250-246 career record leading the Mavericks.
- The 2021-22 season is the 109th overall in program history and the 11th of the Mavericks' Division I era. All-time, the program is 1,204-1,333.

Scouting the Oral Roberts Golden Eagles

The Golden Eagles are 8-6 overall and 2-1 in league play heading into Saturday's meeting. They split the opening weekend with an 82-73 win vs. South Dakota and an 82-76 loss to South Dakota State. ORU rebounded earlier this week with a 17-point win vs. Denver.

Oral Roberts is third in the league averaging 80.9 points per game. The Golden Eagles and Summit League are led by Max Abmas who pours in 21.3 points per game. He's notched double-figures in all but one game this season, including a season-high 38 points vs. Tulsa. Abmas recorded another 30-point performance vs. South Dakota with 32 points with five three-pointers.

SUMMIT LEAGUE STANDINGS

Updated 12/30

School.....	League	Overall
South Dakota State	3-0	12-4
Oral Roberts	2-1	8-6
Western Illinois	1-1	10-4
North Dakota State.....	1-1	9-5
Kansas City.....	1-1	6-6
St. Thomas	1-1	7-7
Omaha	1-1	2-11
Denver	1-2	5-11
North Dakota.....	0-1	4-10
South Dakota	0-2	7-6

SUMMIT LEAGUE PLAYERS OF THE WEEK

Date	Player (School)
Nov. 15	Baylor Scheiermann (SDSU)
Nov. 22	Evan Gilyard II (Kansas City)
Nov. 29	Noah Freidel (SDSU)
Dec. 6	Colton Sandage (Western Illinois)
Dec. 13	Baylor Scheierman (SDSU)
Dec. 20	Francis Laci (Oral Roberts)
Dec. 27	Trenton Massner (Western Illinois)
Jan. 3	
Jan. 10	
Jan. 17	
Jan. 24	
Jan. 31	
Feb. 7	
Feb. 14	
Feb. 21	
Feb. 28	

WHERE OMAHA RANKS

Updated Dec. 27

Category	Stats	League	NCAA
Scoring	64.9	8	302
Rebounds/Game	32.9	7	306
Assists/Game	11.7	8	284
Steals/Game	4.3	8	340
Blocks/Game	2.8	4	223
FG Pct	.406	8	308
3-Pt. FG Pct.	.350	5	119
FT Pct.	.721	5	136
Turnovers Forced/Game	10.5	8	331
Turnovers/Game	14.2	8	250

OMAHA IN 2021-22

Overall.....	2-11
At Home.....	1-5
On the road.....	0-6
At a neutral court.....	0-0
Leading at half.....	2-3
Trailing at half.....	0-8
Tied at half.....	0-0
In overtime.....	0-0
No players in double figures.....	0-1
1+ players in double figures.....	2-10
2+ players in double figures.....	2-7
3+ players in double figures.....	2-5
4+ players in double figures.....	1-2
5+ players in double figures.....	0-0
Starters outscore opp. starters.....	0-1
Opp. starters outscore starters.....	1-11
Bench outscore opp. bench.....	2-7
Opp. bench outscore bench.....	0-4
Bench scoring is tied.....	0-1
Shooting 50% or better.....	0-1
Opp. shoots 50% or better.....	0-5
Shooting between 40-49%.....	2-5
Opp. shoots between 40-49%.....	0-6
Shooting below 40%.....	0-6
Opp. shoots below 40%.....	2-0
Shooting better than opp.....	2-3
Opp. shooting better than Omaha.....	0-8
Making more FT than opp.....	1-3
Making fewer FT than opp.....	0-7
Free Throws are equal.....	1-1
Outrebounding opponent.....	2-7
Opponent outrebounds Omaha.....	0-4
More points in the paint.....	2-2
Opp. gets more points in the paint.....	0-8
Points in the paint are tied.....	0-1
Scoring more second chance points.....	1-7
Opp. scores more second chance points.....	1-4
Wearing white uniforms.....	2-2
Wearing gray uniforms.....	0-3
Wearing black uniforms.....	0-6
During the day.....	0-3
At night.....	2-8
Central Time.....	2-7
Eastern Time.....	0-2
Mountain Time.....	0-1
Pacific Time.....	0-1
On Sunday.....	0-0
On Monday.....	0-1
On Tuesday.....	1-2
On Wednesday.....	1-3
On Thursday.....	0-0
On Friday.....	0-1
On Saturday.....	0-4
In November.....	1-6
In December.....	1-5
In January.....	0-0
In February.....	0-0
Margin of 1-5 points.....	0-1
Margin of 6-10 points.....	2-3
Margin of 11-15 points.....	0-4
Margin of 16-20 points.....	0-0
Margin of 21 or more points.....	0-2
Having a 20-point scorer.....	0-2
Having a 30-point scorer.....	0-0
Scoring 59 points or less.....	0-2
Scoring 60-69 points.....	1-2
Scoring 70-79 points.....	0-3
Scoring 80-89 points.....	1-1
Scoring 90-99 points.....	0-0
Scoring 100 or more points.....	0-0
Allowing 59 points or less.....	1-0
Allowing 60-69 points.....	0-1
Allowing 70-79 points.....	0-4
Allowing 80-89 points.....	1-3
Allowing 90-99 points.....	0-3
Allowing 100+ points.....	0-0

Oral Roberts is coached by Paul Mills. He has led the Golden Eagles for the last five seasons and compiled an overall record of 65-73 at the helm.

All-Time Against Oral Roberts

Oral Roberts leads the all-time series 13-4. Devin Evans scored eight points in the first game, while Sam'i Roe added 10 points in the second. He was one of five Mavericks that scored at least 10 points.

Last Time Out

Omaha snapped an 11-game losing streak with an 84-78 win over Western Illinois. It also ended a six-game win streak for the Leathernecks. Four players scored double-figures led by Felix Lemetti who finished with 22 on the night.

Lemetti kicked off the first half with three free throws for the first points of the game which sparked a 10-0 Omaha run. Colton Sandage completed a three-point play to get the Leathernecks on the board, and Western Illinois began to chip away at the lead to get within two on a Tamell Pearson jumper with 14 left to play.

With under ten minutes in the first, WIU put the pressure on taking its only lead of the game on a jumper from Massner. Hughes swung the lead back in Omaha's favor with a layup at the 8:46 mark. The Leathernecks tied it 23-23 but seven straight Maverick points recaptured the lead for the remainder of the game. Omaha led 40-34 at the halftime break.

Lemetti came out of the break scoring four quick points helping Omaha to a 10-point lead. A free throw from Fidler at 16:53 and jumper from Smith at the 15:22 mark gave Omaha their largest lead of the game at 13 points.

The Leathernecks used a 10-2 run cutting the lead to four with 13:02 left to play. Fidler stepped up and hit a three on Omaha's next possession. The Omaha lead stayed in the single digits as the Leathernecks got within four again just three minutes later on a Barisic layup. The teams traded baskets for the remainder of the half with the Mavericks taking an 85-78 win on a Lemetti free throw for the final point of the game.

Hughes Hot Hand

Darrius Hughes is on a strung together a four-game double figure scoring streak and has filled an offensive void the Mavericks have been looking for all season. Hughes sparked the streak with 12 points on 4-of-7 shooting vs. Eastern Washington. He then matched his previous career-high with 15 points vs. Drake on 7-of-10 from the field. Hughes surpassed both those totals with a career and game-high 19 points vs. A&M - Corpus Christi. He was 6-of-9 from the field and 7-of-11 from the foul line. Most recently, Hughes scored 10 points at UNLV. He was 5-of-7 from the field. He fell short of his fifth straight game vs. St. Thomas with nine points.

Hughes is shooting 51.4 percent through the first half of the season. It ranks sixth in the Summit League individual players.

Doubling Down

Omaha has had at least three Mavericks score double-figures in the last six games. Four was the magic number in Omaha's win vs. Western Illinois last week. Felix Lemetti led the squad with 22 points. It marked his fifth straight game with at least 10. Frankie Fidler hit a career-high with 19 points. Darrius Hughes and Nick Ferrarini added 12 and 10 points, respectively.

The Mavericks nearly overcame a 29-point deficit vs. St. Thomas earlier this week behind career-highs from Marco Smith and Fidler. Smith scored 19 with Fidler right behind at 18. Lemetti added another 16 points in the loss.

At UNLV, Lemetti scored 20 to lead Omaha, while Ferrarini scored 12 points. Hughes wrapped up the double-figure scoring efforts with 10 points for his fourth straight game.

Against Texas A&M-Corpus Christi, Hughes put up a career-high 19 points on 6-of-9 from the field. Lemetti added 11 points, while Akol Arop scored a career-high 10 points.

Four players put up 10 or more points vs. Drake on Dec. 8. Hughes led the way with 15 points, while Lemetti added 14. Off the bench, Ferrarini scored 12 points, while Isaiah Poor Bear-Chandler netted a career-high 10 points.

Another four scored double-figures vs. Eastern Washington. Ferrarini scored a career-high 23 points off the bench. He was 8-of-14 from the field with three three-pointers. Hughes and Frankie Fidler scored 12 apiece, and Marco Smith scored a personal best 11 points.

Blocks on the Leaderboards

Omaha is fourth in the Summit League with 2.8 blocks per game, while Dylan Brougham ranks individually at eighth with 0.8 bpg.

The Mavericks tallied a season-high five blocks at Montana. They've posted two other games with four this season. Brougham notched a career-high four blocks at Kansas State. He tallied another two vs. SIUE and has two more games with one block each. Brougham's four blocks at Kansas State is also a Summit League single-game high.

Long Range Lemetti

Felix Lemetti poured in a career-high 23 points at UNLV earlier this month. All of his field goals came from beyond the arc as he finished 7-of-10 from three-point range. Lemetti's previous high was 14 points set earlier this season vs. Drake. He's currently on a five-game double-figure scoring streak.

Lemetti is averaging 2.5 made three-pointers per game this season. He ranks seventh in the league with those makes.

He's shooting 40.2 percent from the arc, which ranks fifth among league players. Lemetti has connected on at least one shot from long range in every game this season. He is currently on a seven-game streak of making at least two per game, which includes six at UNLV and four vs. Drake and St. Thomas.

Making the Start

Omaha has tried seven starting lineups over the first 12 games as the Mavericks battle injuries and minute restrictions. Felix Lemetti is the only Maverick to make every start this year.

The Mavericks tipped the season off with Frankie Fidler and Isaiah Poor Bear-Chandler in the starting rotation, but injuries have kept them both out of the starting five in recent games.

Ferrarini Career Night

Senior Guard Nick Ferrarini tallied a career-high 23 points vs. Eastern Washington last weekend. It surpassed his previous high of 15 points. He was 8-of-14 from the field with three three-pointers. He also finished 4-of-6 from the foul line. His career night led him to take over as the team's top scorer. He's averaging 9.6 ppg while shooting 35 percent from the field and 31 percent from long range. Ferrarini is the only Maverick to score 20+ this season and only one of three active Mavericks to do it in their career.

Long Range Success

Omaha has three games this season on the Summit League game-high chart for three-point field goal percentage. The Mavericks shot 47 percent from long range hitting seven total threes. Omaha most recently shot 45 percent vs. SIUE knocking down 10. The Mavericks tallied a season-high 10 made three-pointers at K-State for 41 percent from the arc, which also lands on the league charts.

Bench Production

The Mavericks have relied heavily on the bench this season for their offensive production. They've outscored the opponent's bench seven times this season. The largest margin was vs. Eastern Washington when the Omaha bench went for 44 points (+27). Omaha's bench also outscored SIUE's by 20 points. They went for 38 of the team's total.

Texas Tech, Purdue, and Texas A&M - Corpus Christi are the only teams whose bench has outscored the Mavericks.

Key Returners

- The Mavericks return eight letterwinners and two starters from last season's squad. Returning from the lineup is sophomore guard La'Mel Robinson and senior forward Wanjang Tut.
- Robinson averaged 9.3 ppg, 2.3 rpg, 1.2 apg, and 1.0 spg over 24 games last season. He made 11 starts and scored double-figures in 11 games last year. He posted a career-high 23 points at South Dakota on Jan. 30 finishing 9-of-14 from the floor with three 3-pointers.
- Robinson suffered a torn ACL prior to the season tipping off. He had surgery in November and will miss the remainder of 2021-22 action.
- Tut started all 20 games that he appeared in last season. He averaged 8.8 ppg, 4.4 rpg, 0.6

MISCELLANEOUS CAREER STATS

DOUBLE-FIGURE SCORING GAMES

Player	18-19	19-20	20-21	21-22	Career
Arop	-	-	-	1	1
Ferrarini	-	-	3	5	8
Fidler	-	-	-	5	5
Hughes	-	2	-	6	8
Lemetti	-	-	-	6	6
Luedtke	-	-	1	4	5
Poor Bear	-	-	-	1	1
Robinson	-	-	11	-	11
Roe	-	-	2	-	2
Smith	-	-	1	3	4
Tut	4	7	7	-	18

20-POINT SCORING PERFORMANCES

Player	19-20	20-21	21-22	Career
Ferrarini	-	-	1	1
Lemetti	-	-	2	2
Robinson	2	-	-	2
Tut	1	-	-	1

30-POINT SCORING PERFORMANCES

Player	20-21	21-22	Career
Tut	1	-	1

OMAHA'S ACTIVE CAREER LEADERS

Points.....	Wanjang Tut	539
FG Made.....	Wanjang Tut	241
3-Pt. FG Made	Nick Ferrarini	31
FT Made	Wanjang Tut	55
Total Rebounds	Wanjang Tut	317
Offensive Rebounds ...	Wanjang Tut	75
Defensive Rebounds...	Wanjang Tut	242
Assists	Wanjang Tut	49
Steals	Wanjang Tut	34
Blocks.....	Wanjang Tut	60
Games Played.....	Wanjang Tut	90
Games Started	Wanjang Tut	52

MAVERICKS BY THE NUMBERS

- 1 NEXT ROAD GAME**
The Mavericks open the new year at ORU on Jan. 1
- 2 HUGHES CAREER & GAME - HIGH**
Hughes scored 19 for Omaha vs. TAMCC
- 5 FIVE-GAME STREAK**
Lemetti has scored double-figures 5 straight games
- 7 HOT FROM THREE**
Lemetti hit seven threes at UNLV
- 10 CRASH THE BOARDS**
Arop notched 10 boards vs. St. Thomas
- 19 FIDLER'S CAREER NIGHT**
Fidler scored 19 vs. WIU for a career-high
- 84 TEAM-HIGH 84 POINTS**
Omaha's 84 points vs. WIU was a season best
- 15,628 MILES TRAVELED IN 2021-22**
15 road games are scheduled

MID MAJOR TOP 25 POLL

Updated Dec. 27

School.....	Record	Last Week
1. Gonzaga.....	10-2.....	1
2. San Francisco.....	12-1.....	2
3. Loyola Chicago.....	9-2.....	3
4. Iona.....	10-2.....	4
5. BYU.....	11-3.....	5
6. Belmont.....	10-3.....	6
7. Saint Mary's.....	11-3.....	7
8. Ohio.....	9-2.....	0
9. Murray State.....	10-2.....	8
10. New Mexico State.....	11-2.....	11
11. Monmouth.....	10-3.....	10
12. South Dakota State.....	11-4.....	16
13. Drake.....	9-4.....	12
14. Grand Canyon.....	10-2.....	13
15. Chattanooga.....	10-3.....	15
16. Oakland.....	7-4.....	14
17. James Madison.....	9-2.....	17
18. Toledo.....	8-3.....	19
19. Southern Utah.....	8-4.....	20
20. Utah Valley.....	9-3.....	21
21. Hofstra.....	8-5.....	NR
22. Akron.....	7-3.....	22
23. Weber State.....	9-4.....	18
24. Boston University.....	9-4.....	23
25. Samford.....	10-2.....	NR

Receiving Votes: Vermont, Santa Clara, Liberty, Missouri State, Buffalo, Towson, Loyola Marymount, Wofford, Furman, UC Irvine, Princeton, **North Dakota State**, Norfolk State, Wagner, Stephen F. Austin, Abilene Christian, Cleveland State, FGCU, **Oral Roberts**, UCSB, Texas State, Montana State, Youngstown State, Georgia State, South Alabama, Campbell, California Baptist, **Texas A&M-Corpus Christi**, Arkansas State, Navy, **Western Illinois**, Mercer

*2021-22 Omaha opponents in **bold italics**

spg, and 0.6 bpg. Tut recorded six double-figure scoring performances including two 20+ point games. He put on a season-best all around performance at Wyoming last year with 27 points on 10-of-17 shooting with nine rebounds, four blocks, and an assist. His four blocks matched his career-high.

• Junior guard Nick Ferrarini also returns to the court for the Mavericks. He made four starts over 13 appearances. Ferrarini averaged 5.9 ppg, 2.2 rpg, and 1.4 apg. He shot 34.7 percent from the field and 33.3 percent from three-point range.

• Marco Smith, Sam'i Roe, Kyle Luedtke, Devin Evans, Darrius Hughes, Dylan Brougham, and Grant Frickenstein all lace up for another season with Omaha.

Fresh Faces

• In the off-season, Omaha added four new faces to the 2021-22 roster. Isaiah Poor Bear-Chandler, Felix Lemetti, and Akol Arop transferred into the program, while Frankie Fidler joins at the lone true freshman on the roster.

• Poor Bear-Chandler began his collegiate career with three seasons at Wichita State. He was the first man off the bench in 15 of the 18 games he saw action in as a junior. He averaged 12.0 minutes per game and contributed 3.0 ppg and 2.3 rpg.

• Lemetti played his freshman season at Fairfield and averaged 5.3 ppg, 1.1 rpg, and 1.0 apg in 2019-20. He then transferred to Salt Lake Community College and earned All-Region 18 honorable mention honors while averaging 9.9 ppg and 3.0 apg. He helped his team to a 20-5 finish on the year and qualified for the national tournament.

• Arop returned to his hometown after playing his first two seasons at Nebraska. As a true freshman, Arop saw 21 games off the bench. He used a redshirt season in 2020-21 after undergoing surgery.

• Fidler was a three-year letter winner at Bellevue West. He led the team his senior season with 21.2 ppg and 6.3 rpg. He shot 53 percent from the field and 40 percent from long range. He posted three 30-point performances in his senior campaign. He was named First Team All-Nebraska by the World Herald and was a First Team Super State pick by the Lincoln Journal Star.

• In his junior season, Fidler helped the Thunderbirds to a 2020 Class A state championship and a 24-3 overall record. He averaged 12.3 ppg, 6.2 rpg, and 2.0 apg.

2021-22 Summit League Preseason Poll

Omaha men's basketball was tabbed eighth in the 2021-22 Summit League Preseason Poll, the league announced in mid-October. The preseason poll and awards were tallied in a vote of the league's head coaches, sports information staff, and media.

South Dakota State is the preseason favorite collecting 23 of the 36 first-place votes. North Dakota State sits second with seven votes, while Oral Roberts was picked third with six first-place votes.

South Dakota, Western Illinois, Kansas City, and North Dakota sit fourth, fifth, sixth, and seventh, respectively. Denver and St. Thomas sit below Omaha at ninth and tenth. The Mavericks did not have any representation on the Summit League Preseason Team.

Poll – Total Points (First-Place Votes)

South Dakota State – 636 (23)

North Dakota State – 606 (7)

Oral Roberts – 545 (6)

South Dakota – 480

Western Illinois – 356

Kansas City – 341

North Dakota – 279

Omaha – 255

Denver – 217

St. Thomas – 120

First Team

Max Abmas, Oral Roberts

Rocky Kreuser, North Dakota State

Baylor Scheierman, South Dakota State

Second Team

Will Carius, Western Illinois

Noah Freidel, South Dakota State

Xavier Fuller, South Dakota

Douglas Wilson, South Dakota State
Sam Griesel, North Dakota State
Josiah Allick, Kansas City

Tyree Eady, North Dakota State
Tasos Kamateros, South Dakota

Mavericks by Month in 2021-22

MONTH-BY-MONTH COMPARISON

	Nov.	Dec.
Record	1-6	1-5
Points Per Game	56.0	75.3
Opp. Points Per Game	77.9	83.2
FG Perc.	.351	.476
3FG Perc.	.308	.403
FT Perc.	.663	.760
Rebounds Per Game	31.6	34.3
Opp. Rebounds Per Game	41.0	33.0
Rebounding Margin	-9.4	+1.3
Assists Per Game	9.6	14.2
Turnovers Per Game	13.3	15.3
Assist-to-Turnover Ratio	-0.7	0.9
Steals Per Game	5.7	2.7
Blocks Per Game	3.1	2.5

Following in the Family Footsteps

- Nick Ferrarini's mother, Kathy, was a swimmer at UNO. His brother, Ross, played basketball at Nebraska and Creighton, and his brother, Steven, also played at CU.
- Kyle Luedtke's father, Josh, played football at UNO.
- Sami Roe's father, Lou, played basketball at UMass, where he was the Atlantic 10 Player of the Year and a consensus second-team All-American. He was a second-round draft pick of the Detroit Pistons and played two seasons in the NBA with the Pistons and the Golden State Warriors before continuing his professional career in the CBA and overseas.

Championship Pedigree

Before becoming Mavericks, two players on Omaha's roster made appearances in state championship games with their high school programs. Kyle Luedtke won a state title at Creighton Prep in 2018, and Frankie Fidler helped Bellevue West to a Class A Championship in 2019-20.

The Division I Years

Below is a look at how UNO has stacked up as a team in each of its Division I seasons since 2011-12:

	11-12	12-13	13-14	14-15	15-16	16-17	17-18	18-19	19-20	20-21	21-22
Record	11-18	11-19	17-15	12-17	18-14	18-14	9-22	21-11	16-16	5-20	1-12
PPG	74.1	71.9	79.9	76.8	85.3	83.9	76.5	78.8	73.5	67.3	64.9
Opp. PPG	77.3	82.1	75.1	77.8	81.8	83.5	83.5	76.7	76.9	78.0	80.3
RPG	34.7	30.3	34.4	34.8	35.4	35.9	33.6	32.7	36.2	34.1	32.8
Opp. RPG	38.0	37.6	36.2	34.7	37.1	37.8	36.6	33.8	36.1	37.7	37.3
Reb. Margin	-3.4	-7.6	-1.7	+0.1	-1.7	-1.9	-3.0	-1.1	+0.1	-3.6	-4.5
FG%	.453	.467	.450	.445	.471	.454	.458	.475	.449	.418	.406
3FG%	.333	.364	.337	.332	.337	.388	.366	.392	.338	.335	.350
FT%	.695	.696	.765	.696	.745	.748	.706	.721	.712	.688	.721
APG	16.5	13.4	15.4	12.1	14.4	13.8	13.1	12.8	12.3	9.4	11.7
A/TO Ratio	1.2	0.9	1.2	0.9	1.1	1.0	1.0	1.3	0.7	0.7	0.8
SPG	6.2	6.7	8.3	8.2	9.3	8.2	5.7	5.6	5.2	5.6	4.3
BPG	2.8	2.7	2.7	3.2	2.9	3.3	2.7	1.9	3.3	3.0	2.8

Down But Not Out

Over Derrin Hansen's 17-year career, the Mavericks have prevailed over a double-digit deficit 34 times, including 22 in the Division I era.

MAVERICKS VS. OTHER CONFERENCES

Big Ten	0-1
Big-12	0-2
Big Sky	0-2
Mid-American	0-1
Mountain West	0-1
MVC	0-1
NAIA	1-0
OVC	0-1
Southland	0-1

TRACKING OMAHA'S OPPONENTS

Through Dec. 27

Team	Record	Streak
Hastings	6-9	L7
Ball State	5-6	W1
Kansas State	8-3	W3
Montana	8-5	L1
Texas Tech	9-2	W1
Purdue	11-1	W3
SIUE	6-7	L1
Eastern Washington	6-6	L1
Drake	9-4	W3
Texas A&M Corpus Christi	10-3	L1
UNLV	8-5	W4
St. Thomas	6-7	L1
Western Illinois	10-3	L1
Kansas City	6-6	W1
Oral Roberts	7-6	L1
North Dakota	4-10	L2
North Dakota State	9-4	W4
South Dakota State	11-4	W2
South Dakota	7-6	L2
Denver	5-10	W1

HEAD COACH DERRIN HANSEN

Seasons at Omaha: 17

Alma Mater: Neb. Wesleyan (1991)

Career Record: 250-246

Derrin Hansen is in his 17th season at the helm of the Omaha men's basketball program. The 21st head coach in UNO history, he ranks second all-time in school history for career victories and has led the program to two Division I postseason appearances with the 2016 CBI and the 2014 CIT. Hansen was named the 2019 Summit League Coach of the Year and NABC District 12 Coach of the Year.

Omaha has had five seasons with full Division I postseason eligibility, delivering three top-third finishes in the Summit League regular-season standings. In 2018-19, the Mavericks were 21-11 (13-3 Summit League) and finished as runner-up in both the regular-season and at the Summit League Championship. Zach Jackson and Mitch Hahn both earned first-team All-Summit honors.

Before Omaha's move to NCAA Division I in 2011-12, Hansen guided the Mavericks to two Division II Tournament appearances and conference championships in the MIAA (2010) and the NCC (2008). He has coached five players to all-region plaudits, and one All-America honorable mention. Fourteen of his players have won a combined 23 all-conference awards, with 14 All-Summit, eight All-MIAA and four All-NCC.

OMAHA IN THE HANSEN ERA

Season Overall Conference
NCC (Division II)

2005-06	15-16	4-8
2006-07	12-16	3-9
2007-08	25-7	7-5
Total	52-39	14-22

MIAA (Division II)

2008-09	17-11	11-9
2009-10	22-9	12-8
2010-11	19-9	15-7
Total	58-29	38-24

Independent (Division I)

2011-12	11-18	N/A
Total	11-18	0-0

Summit League (Division I)

2012-13	11-20	6-10
2013-14	17-15	5-9
2014-15	12-17	5-11
2015-16	18-14	10-6
2016-17	18-14	9-7
2017-18	9-22	4-10
2018-19	21-11	13-3
2019-20	16-16	9-7
2020-21	5-20	3-11
2021-22	2-11	1-1
Total	129-160	65-75
Career	250-246	117-121

Below is a look at the largest comebacks Hansen's Omaha teams have achieved:

Deficit	Date	Opponent	Final Score
22	Feb. 9, 2013	at IUPUI	W, 85-78
21	Jan. 9, 2016	at South Dakota	W, 79-73
19	Dec. 13, 2015	at Grand Canyon	W, 108-104 (OT)
17	Jan. 5, 2011	Truman	W, 83-70
17	March 5, 2008	St. Cloud State	W, 84-82
17	Jan. 24, 2019	at Purdue Fort Wayne	W, 85-79 (OT)
16	Dec. 22, 2007	at MSU-Billings	W, 88-77
16	Jan. 10, 2008	Augustana	W, 98-97
16	Jan. 1, 2016	Western Illinois	W, 82-80
16	Feb. 14, 2019	South Dakota State	W, 85-84
16	Jan. 23, 2020	Western Illinois	W, 87-82 (OT)
15	Nov. 20, 2018	at Bethune-Cookman	W, 76-56
15	Nov. 21, 2019	at Washington State	W, 85-77

PROmaha

Thirteen former Mavericks have gone on to play professionally in the last six years.

Player	Team (Country)	League
CJ Carter (2011-15)	MZT Skopje Aerodrom (Macedonia)	Prva Liga
Mitch Hahn (2016-19)	Kirchheim Knights (Germany)	ProA
Tra-Deon Hollins (2015-17)	AZS Koszalin (Poland)	Polska Liga Koszykówki
	Fort Wayne Mad Ants (USA)	NBA G League
	Grand Rapids Drive (USA)	NBA G League
	Westchester Knicks (USA)	NBA G League
	Kharkivski Sokoly (Ukraine)	Ukrainian Basketball SuperLeague
Zach Jackson (2015-19)	Leicester Riders (Great Britain)	British Basketball League
Daniel Norl (2016-18)	Cheshire (Great Britain)	British Basketball League
	PS Karlsruhe Lions (Germany)	ProA
	BC Šiauliai (Lithuania)	Lithuanian/Baltic Basketball Leagues
Devin Patterson (2013-16)	Jeunesse Sportive d'El Mensah (Tunisia)	Ligue 1
Randy Reed II (2014-16)	Al Ittihad (Saudi Arabia)	Saudi Premier League
	Horsens IC (Denmark)	Basketligaen
	KB Bashkimi Prizren (Kosovo)	IP Superliga
Mike Rostampour (2013-15)	BC Prievdza (Slovakia)	Slovak Extraliga
	Cape Breton Highlanders (Canada)	NBL Canada
	Caballeros de Culican (Mexico)	CIBACOPA
	San Salvador BC (El Salvador)	FIBA Americas
	Chemidor Tehran BC (Iran)	Iranian Super League
Tim Smallwood (2014-16)	Shahrdari Gorgan (Iran)	Iranian Super League
	Manerbio GoodBook (Italy)	Serie C Gold
	MBK Baník Handlová (Slovakia)	Slovak Extraliga
	Boras (Sweden)	Swedish Basketligan
	Science City Jena (Germany)	ProA
Alex Welhouse (2009-13)	Club Baloncesto Villarrobledo (Spain)	Liga EBA
Lamar Wofford-Humphrey (2017-18)	London City Royals (Great Britain)	British Basketball League
	Bashkimi Prizren (Kosovo)	Kosovo Basketball Superleague

Up Next

The Mavericks return to Baxter Arena next weekend with a pair of games. First up, Omaha will host North Dakota on Thursday, Jan. 6 at 7 p.m. North Dakota State will then make the trip on Saturday, Jan. 8 for a noon tipoff.

Gary Sharp will have the call on 1180 KZOT. Links can be found for stream, audio, and live stats at OMavs.com.

MAVERICK CAREER & SEASON HIGHS

#0 SAM'I ROE

Points

Season: 9 (at Ball State, 11/13/21)
Career: 12 (at Kansas State, 12/29/20)

Rebounds

Season: 4 (3x, last at Purdue, 11/26/21)
Career: 5 (2x, last vs. Oral Roberts, 1/3/21)

Assists

Season: 2 (vs. Hastings, 11/9/21)
Career: 3 (at Colorado, 12/16/20)

Steals

Season: 1 (at Purdue, 11/26/21)
Career: 1 (7x, last at Purdue, 11/26/21)

Blocks

Season: 1 (2x, last at Texas Tech, 11/23/21)
Career: Same

#1 NICK FERRARINI

Points

Season: 23 (vs. EWU, 12/4/21)
Career: Same

Rebounds

Season: 3 (at UNLV, 12/15/21)
Career: 7 (at Kansas City, 2/12/21)

Assists

Season: 3 (2x, last at UNLV, 12/15/21)
Career: Same

Steals

Season: 2 (vs. TAMCC, 12/11/21)
Career: 2 (3x, last vs. TAMCC, 12/11/21)

Blocks

Season: ---
Career: ---

#2 DARRIUS HUGHES

Points

Season: 19 (vs. TAMCC, 12/11/21)
Career: Same

Rebounds

Season: 8 (vs. Hastings, 11/9/21)
Career: Same (2x, last - vs. Hastings, 11/9/21)

Assists

Season: 2 (at Kansas State, 11/17/21)
Career: Same

Steals

Season: 2 (2x, last at Kansas State, 11/17/21)
Career: 3 (2x, last at Kansas, 12/11/20)

Blocks

Season: 1 (at Montana, 11/20/21)
Career: 1 (11x, last at Montana, 11/20/21)

#3 KYLE LUEDTKE

Points

Season: 21 (vs. SIUE, 11/30/21)
Career: Same

Rebounds

Season: 8 (vs. Western Illinois, 12/22/21)
Career: Same

Assists

Season: 5 (at UNLV, 12/15/21)
Career: Same

Steals

Season: 3 (vs. Hastings, 11/9/21)
Career: Same

Blocks

Season: ---
Career: 1 (at E. Washington, 12/17/19)

#11 LA'MEL ROBINSON

Points

Season:
Career: 23 (at South Dakota, 1/30/21)

Rebounds

Season:
Career: 7 (2x, last at Denver, 2/27/21)

Assists

Season:
Career: 3 (4x, last vs. Western Illinois, 2/6/21)

Steals

Season:
Career: 4 (vs. North Dakota, 2/19/21)

Blocks

Season:
Career: 1 (4x, last at Denver, 2/27/21)

#13 WANJANG TUT

Points

Season: 6 (vs. Drake, 12/8/21)
Career: 31 (at North Dakota State, 1/8/21)

Rebounds

Season: 2 (2x, last at Texas Tech, 11/23/21)
Career: 9 (3x, last at Kansas State, 12/29/20)

Assists

Season: 2 (2x, last at Purdue, 11/26/21)
Career: 3 (2x, last vs. North Dakota, 2/3/19)

Steals

Season:
Career: 3 (2x, last at Drake, 12/3/30)

Blocks

Season: 1 (2x, last at Texas Tech, 11/23/21)
Career: 4 (2x, last at Wyoming, 12/17/20)

#14 DYLAN BROUGHAM

Points

Season: 7 (at Texas Tech, 11/23/21)
Career: Same

Rebounds

Season: 5 (v. SIUE, 11/30/21)
Career: Same

Assists

Season: 1 (4x, last at UNLV, 12/15/21)
Career: Same

Steals

Season: 1 (vs. Western Illinois, 12/22/21)
Career: Same

Blocks

Season: 4 (at Kansas State, 11/17/21)
Career: Same

#15 GRANT FRICKENSTEIN

Points

Season: 3 (at Montana, 11/20/21)
Career: Same

Rebounds

Season: 4 (at Kansas State, 11/17/21)
Career: Same

Assists

Season: ---
Career: ---

Steals

Season: ---
Career: ---

Blocks

Season: ---
Career: ---

#21 DEVIN EVANS

Points

Season: 8 (vs. SIUE, 11/30/21)
Career: 8 (2x, last vs. SIUE, 11/30/21)

Rebounds

Season: 9 (vs. Western Illinois, 12/22/21)
Career: Same

Assists

Season: 3 (at UNLV, 12/15/21)
Career: Same

Steals

Season: 2 (vs. TAMCC, 12/11/21)
Career: Same

Blocks

Season: 1 (3x, last at UNLV, 12/15/21)
Career: 1 (5x, last at UNLV, 12/15/21)

#22 MARCO SMITH

Points

Season: 19 (vs. St. Thomas, 12/20/21)
Career: Same

Rebounds

Season: 6 (2x, last vs. EWU, 12/4/21)
Career: Same

Assists

Season: 6 (2x, last vs. St. Thomas, 12/20/21)
Career: Same

Steals

Season: 2 (vs. Hastings, 11/9/21)
Career: Same

Blocks

Season: 2 (vs. TAMCC, 12/11/21)
Career: 2 (2x, last TAMCC, 12/11/21)

#23 FRANKIE FIDLER

Points

Season: 19 (vs. Western Illinois, 12/22/21)
Career: Same

Rebounds

Season: 6 (2x, last vs. EWU, 12/4/21)
Career: Same

Assists

Season: 4 (vs. Drake, 12/8/21)
Career: Same

Steals

Season: 2 (4x, last vs. SIUE, 11/30/21)
Career: Same

Blocks

Season: 1 (2x, last vs. Drake, 12/8/21)
Career: Same

#25 FELIX LEMETTI

Points

Season: 23 (at UNLV, 12/15/21)
Career: Same

Rebounds

Season: 6 (2x, last vs. TAMCC, 12/11/21)
Career: Same

Assists

Season: 6 (vs. Western Illinois, 12/22/21)
Career: Same

Steals

Season: 3 (at Kansas State, 11/17/21)
Career: Same

Blocks

Season:
Career:

MAVERICK CAREER & SEASON HIGHS

#33 AKOL AROP

Points

Season: 10 (vs. TAMCC, 12/11/21)

Career: Same

Rebounds

Season: 10 (vs. St. Thomas, 12/20/21)

Career: Same

Assists

Season: 2 (vs. TAMCC, 12/11/21)

Career: Same

Steals

Season: 2 (at Ball State, 11/13/21)

Career: Same

Blocks

Season: 2 (at Montana, 11/20/21)

Career:

#44 ISAIAH POOR BEAR-CHANDLER

Points

Season: 10 (vs. Drake, 12/8/21)

Career: Same

Rebounds

Season: 8 (vs. Drake, 12/8/21)

Career: Same

Assists

Season: 2 (2x, last at Ball State, 11/9/21)

Career: Same

Steals

Season: 2 (at Ball State, 11/13/21)

Career: Same

Blocks

Season: 2 (3x, last vs. Drake, 12/8/21)

Career: Same

2021-22 OVERALL STATS



2021-22 Omaha Men's Basketball
Combined Team Statistics
All games

Page 1/1
as of Dec 23, 2021

Game Records

Record	Overall	Home	Away	Neutral
ALL GAMES	2-11	2-5	0-6	0-0
CONFERENCE	1-1	1-1	0-0	0-0
NON-CONFERENCE	1-10	1-4	0-6	0-0

Score by Periods

Team	1st	2nd	OT	TOT
Omaha	381	463	0	844
Opponents	513	531	0	1044

Team Box Score

No. Player					Total		3-Point		F-Throw		Rebounds											
		GP-GS	MIN	AVG	FG-FGA	FG%	3FG-3FGA	3FG%	FT-FTA	FT%	OFF	DEF	TOT	AVG	PF	DQ	A	TO	BLK	STL	PTS	AVG
25	LEMETTI, Felix	13-13	410:38	31.6	44-108	.407	33-82	.402	19-23	.826	3	49	52	4.0	29	0	33	33	0	10	140	10.8
1	FERRARINI, Nick	9-2	189:46	21.1	29-85	.341	16-52	.308	17-22	.773	5	7	12	1.3	13	0	13	20	0	5	91	10.1
2	HUGHES, Darrius	13-11	271:51	20.9	46-83	.554	1-2	.500	29-45	.644	15	34	49	3.8	30	0	4	25	1	6	122	9.4
23	FIDLER, Frankie	12-9	293:27	24.5	33-78	.423	11-31	.355	26-33	.788	5	30	35	2.9	20	0	23	20	3	10	103	8.6
3	LUEDTKE, Kyle	11-2	281:29	25.6	26-84	.310	17-46	.370	17-21	.810	9	43	52	4.7	33	0	20	8	0	8	86	7.8
44	POOR BEAR-CHANDLER, Isaiah	4-3	89:19	22.3	10-24	.417	0-1	.000	10-10	1.000	8	11	19	4.8	6	0	5	6	6	4	30	7.5
22	SMITH, Marco	12-7	286:26	23.9	32-82	.390	5-22	.227	12-16	.750	3	40	43	3.6	15	0	30	20	4	3	81	6.8
0	ROE, Sam'i	10-7	207:00	20.7	16-59	.271	3-14	.214	7-14	.500	15	8	23	2.3	18	0	3	13	2	2	42	4.2
33	AROP, Akol	12-1	165:02	13.8	19-36	.528	3-8	.375	7-12	.583	7	35	42	3.5	13	0	4	10	8	3	48	4.0
14	BROUGHAM, Dylan	11-5	159:09	14.5	16-27	.593	1-3	.333	9-17	.529	14	10	24	2.2	30	2	4	5	8	1	42	3.8
21	EVANS, Devin	11-5	163:21	14.9	14-34	.412	8-20	.400	2-2	1.000	12	31	43	3.9	15	0	8	7	3	3	38	3.5
13	TUT, Wanjang	7-0	72:19	10.3	9-24	.375	0-1	.000	0-0	.000	5	4	9	1.3	22	1	4	9	2	1	18	2.6
15	FRICKENSTEIN, Grant	6-0	10:12	1.7	1-2	.500	1-1	1.000	0-0	.000	0	0	0	0.0	1	0	1	0	0	0	3	0.5
Team											11	13	24					9				
Total		13	2600		295-726	.406	99-283	.350	155-215	.721	112	315	427	32.8	245	3	152	185	37	56	844	64.9
Opponents		13	2600		357-772	.462	110-300	.367	220-288	.764	134	351	485	37.3	217	5	195	137	37	88	1044	80.3

Team Statistics

	UNO	OPP
Scoring	844	1044
Points per game	64.9	80.3
Scoring margin	-15.4	-
Field goals-att	295-726	357-772
Field goal pct	.406	.462
3 point fg-att	99-283	110-300
3-point FG pct	.350	.367
3-pt FG made per game	7.6	8.5
Free throws-att	155-215	220-288
Free throw pct	.721	.764
F-Throws made per game	11.9	16.9
Rebounds	427	485
Rebounds per game	32.8	37.3
Rebounding margin	-4.5	-
Assists	152	195
Assists per game	11.7	15.0
Turnovers	185	137
Turnovers per game	14.2	10.5
Turnover margin	-3.7	-
Assist/turnover ratio	0.8	1.4
Steals	56	88
Steals per game	4.3	6.8
Blocks	37	37
Blocks per game	2.8	2.8
Winning streak	1	-
Home win streak	1	-
Attendance	6115	42797
Home games-Avg/Game	7-874	6-7133
Neutral site-Avg/Game	-	0-0

Team Results

Date	Opponent		Score	Att.
11/09/2021	Hastings	W	67-57	0
11/13/2021	at Ball St.	L	69-73	2752
11/17/2021	at Kansas St.	L	64-79	5259
11/20/2021	at Montana	L	47-68	2967
11/23/2021	at Texas Tech	L	40-96	12670
11/26/2021	at Purdue	L	40-97	14804
11/30/2021	SIUE	L	65-75	1033
12/04/2021	Eastern Wash.	L	81-92	1111
12/08/2021	Drake	L	70-78	0
12/11/2021	A&M-Corpus Christi	L	73-87	1058
12/15/2021	at UNLV	L	71-84	4345
12/20/2021	St. Thomas (MN)	L	73-80	1483
12/22/2021	Western Ill.	W	84-78	1430

2021-22 TEAM/OPPONENT HIGHS & LOWS

OMAHA TEAM GAME HIGHS

POINTS	84	Western Illinois (12/22/21)
FIELD GOALS MADE	28	Western Illinois (12/22/21)
FIELD GOAL ATTEMPTS	64	at Ball State (11/13/21)
FIELD GOAL PERCENTAGE	.509 (27-53)	Drake (12/8/21)
3 PT FG MADE	12	at UNLV (12/15/21)
3 PT FG ATTEMPTS	29	at Texas Tech (11/23/21)
3 PT FG PERCENTAGE	.500 (7-14)	Drake (12/8/21)
FREE THROWS MADE	25	Eastern Washington (12/4/21)
FREE THROW ATTEMPTS	30	Eastern Washington (12/4/21)
FREE THROW PERCENTAGE	.900 (9-10)	at Ball State (11/13/21)
REBOUNDS	40	Hastings (11/09/2021)
ASSISTS	17	at Kansas State (11/17/21)
STEALS	10	Hastings (11/09/2021)
BLOCKED SHOTS	5	at Montana (11/20/21)
TURNOVERS	24	Texas A&M - Corpus Christi (12/11/21)
FOULS	26	at UNLV (12/15/21)

OPPONENT TEAM GAME HIGHS

POINTS	97	at Purdue (11/26/21)
FIELD GOALS MADE	37	at Texas Tech (11/23/21)
FIELD GOAL ATTEMPTS	74	Western Illinois (12/22/21)
FIELD GOAL PERCENTAGE	.587 (37-63)	at Texas Tech (11/23/21)
3 PT FG MADE	14	St. Thomas (12/20/21)
3 PT FG ATTEMPTS	37	Western Illinois (12/22/21)
3 PT FG PERCENTAGE	.529 (9-17)	at Purdue (11/26/21)
FREE THROWS MADE	24	at UNLV (12/15/21)
FREE THROW ATTEMPTS	32	Eastern Washington (12/4/21)
FREE THROW PERCENTAGE	.889 (8-9)	vs. SIUE (11/30/21)
REBOUNDS	53	at Purdue (11/26/21)
ASSISTS	19	at Purdue (11/26/21)
STEALS	11	Eastern Washington (12/4/21)
BLOCKED SHOTS	8	vs. SIUE (11/30/21)
TURNOVERS	16	Texas A&M - Corpus Christi (12/11/21)
FOULS	26	Texas A&M - Corpus Christi (12/11/21)

OMAHA TEAM GAME LOWS

POINTS	40	2x - last at Purdue (11/26/21)
FIELD GOALS MADE	13	at Texas Tech (11/23/21)
FIELD GOAL ATTEMPTS	49	at Texas Tech (11/23/21)
FIELD GOAL PERCENTAGE	.265 (13-49)	at Texas Tech (11/23/21)
3 PT FG MADE	4	Hastings (11/09/2021)
3 PT FG ATTEMPTS	14	Drake (12/8/21)
3 PT FG PERCENTAGE	.179 (5-28)	at Purdue (11/26/21)
FREE THROWS MADE	1	at Purdue (11/26/21)
FREE THROW ATTEMPTS	2	at Purdue (11/26/21)
FREE THROW PERCENTAGE	.500 (1-2)	2x - last at Purdue (11/26/21)
REBOUNDS	22	at Purdue (11/26/21)
ASSISTS	9	at Ball State (11/13/21)
STEALS	0	St. Thomas (12/20/21)
BLOCKED SHOTS	1	at UNLV (12/15/21)
TURNOVERS	7	St. Thomas (12/20/21)
FOULS	13	at Kansas State (11/17/21)

OPPONENT TEAM GAME LOWS

POINTS	57	Hastings (11/09/2021)
FIELD GOALS MADE	21	Hastings (11/09/2021)
FIELD GOAL ATTEMPTS	53	at Kansas State (11/17/21)
FIELD GOAL PERCENTAGE	.324 (24-74)	Western Illinois (12/22/21)
3 PT FG MADE	4	Hastings (11/09/2021)
3 PT FG ATTEMPTS	16	at Texas Tech (11/23/21)
3 PT FG PERCENTAGE	.189 (7-37)	Western Illinois (12/22/21)
FREE THROWS MADE	8	SIUE (11/30/21)
FREE THROW ATTEMPTS	9	SIUE (11/30/21)
FREE THROW PERCENTAGE	.593 (16-27)	at Ball State (11/13/21)
REBOUNDS	27	Drake (12/8/21)
ASSISTS	5	Western Illinois (12/22/21)
STEALS	3	St. Thomas (12/20/21)
BLOCKED SHOTS	0	St. Thomas (12/20/21)
TURNOVERS	3	St. Thomas (12/20/21)
FOULS	6	at Purdue (11/26/21)

2021-22 GAME-BY-GAME COMPARISON

Opponent	1st	2nd	Score	Mar	Total FG	FG Pct	3-Ptr	3FG Pct	FTs	FT Pct	Reb	Mar	Ast	TO	Blk	Stl	PF
Hastings	35/29	32/38	67-57	+10	24-56/21-61	.429/.344	4-16/4-18	.250/.222	15-21/11-15	.714/.733	40/34	+6	11/5	11/15	2/0	10/4	13/17
at Ball State	21/44	48/29	69-73	-4	27-64/23-55	.422/.418	6-22/11/24	.273/.485	9-10/16-27	.900/.593	37/39	-2	9/16	9/11	3/1	7/4	19/11
at Kansas State	26/42	38/37	63-79	-15	23-66/28-53	.348/.528	11-27/9-19	.407/.474	7-11/14-16	.636/.875	29/41	-12	17/18	11/16	4/5	8/6	13/13
at Montana	17/29	30/39	47-68	-21	18-54/23-54	.333/.426	7-15/5-19	.467/.263	4-8/17-21	.500/.810	38/33	+5	6/17	18/7	5/5	1/10	18/14
at Texas Tech	20/43	20/53	40-96	-56	13-49/37-63	.265/.587	6-29/8-16	.207/.500	8-15/14-21	.533/.667	26/45	-19	8/18	19/7	2/2	3/9	23/16
at No. 3 Purdue	17/52	23/45	40-97	-57	17-63/34-59	.270/.576	5-28/9-17	.179/.529	1-2/20-24	.500/.833	22/53	-31	8/19	9/12	2/6	6/4	14/6
SIUE	25/49	40/26	65-75	-10	21-55/30-64	.382/.469	10-22/7-19	.455/.386	13-19/8-9	.684/.889	29/42	-13	8/11	16/14	4/8	5/7	16/20
Eastern Washington	46/48	35/44	81-92	-11	24-51/29-54	.471/.537	8-20/10-23	.400/.435	25-30/24-43	.833/.750	27/32	-5	13/17	14/11	2/1	4/11	24/20
Drake	37/27	33/51	70-78	-8	27-53/25-58	.509/.431	7-14/11-26	.500/.423	9-14/17-21	.643/.810	36/27	+9	12/10	19/10	4/3	1/9	17/17
A&M-Corpus Christi	36/35	37/52	73-87	-15	23-51/29-58	.451/.500	7-21/7-20	.333/.350	20-27/22-29	.741/.759	35/28	+7	16/13	24/16	3/1	5/9	23/26
at UNLV	38/35	33/49	71/84	-13	24-53/26-59	.453/.441	12-29/8-31	.414/.258	11-15/24-31	.733/.774	30/39	-9	15/18	16/11	1/3	3/7	26/18
St. Thomas	23/46	50/34	73/80	-7	26-54/28-60	.481/.467	11-25/14-31	.440/.452	10-16/10-12	.625/.833	34/32	+2	13/14	7/3	3/0	0/3	16/16
Western Illinois	40/34	44/44	84/74	+6	28-57/24-74	.491/.324	5-15/7-37	.333/.189	23-27/23-30	.852/.767	44/40	+4	16/5	12/4	2/2	3/5	22/23

INDIVIDUAL SEASON/CAREER STATS

Summary

Player	Season Statistics										Career Statistics									
	GP-GS	MIN/G	FG%	3FG%	FT%	R/G	A/G	STL	BLK	PTS/G	GP-GS	MIN/G	FG%	3FG%	FT%	R/G	A/G	STL	BLK	PTS/G
AROP, Akol	12-1	13.8	.528	.375	.583	3.5	0.3	3	8	4.0	12-1	13.8	.528	.375	.583	3.5	0.3	3	8	4.0
BROUGHAM, Dylan	11-5	14.5	.593	.333	.529	2.2	0.4	1	8	3.8	25-5	9.8	.563	.333	.500	1.7	0.2	1	16	2.1
EVANS, Devin	11-5	14.9	.412	.400	1.000	3.9	0.7	3	3	3.5	23-5	12.1	.358	.320	.556	3.3	0.5	6	5	2.9
FERRARINI, Nick	9-2	21.1	.341	.308	.773	1.3	1.4	5	0	10.1	22-6	19.4	.344	.320	.818	1.8	1.4	13	0	7.6
FIDLER, Frankie	12-9	24.5	.423	.355	.788	2.9	1.9	10	3	8.6	12-9	24.5	.423	.355	.788	2.9	1.9	10	3	8.6
FRICKENSTEIN, Grant	6-0	1.7	.500	1.000	.000	0.0	0.2	0	0	0.5	13-0	1.5	.333	.500	.000	0.2	0.1	0	0	0.4
HUGHES, Darrius	13-11	20.9	.554	.500	.644	3.8	0.3	6	1	9.4	68-14	13.1	.414	.167	.607	2.9	0.1	25	11	4.1
LEMETTI, Felix	13-13	31.6	.407	.402	.826	4.0	2.5	10	0	10.8	13-13	31.6	.407	.402	.826	4.0	2.5	10	0	10.8
LUEDTKE, Kyle	11-2	25.6	.310	.370	.810	4.7	1.8	8	0	7.8	46-2	13.3	.310	.342	.706	2.3	0.6	14	2	3.3
POOR BEAR-CHANDLER, Isaiah	4-3	22.3	.417	.000	1.000	4.8	1.3	4	6	7.5	4-3	22.3	.417	.000	1.000	4.8	1.3	4	6	7.5
ROE, Sam'i	10-7	20.7	.271	.214	.500	2.3	0.3	2	2	4.2	24-16	22.7	.271	.267	.500	2.5	0.6	8	2	4.2
SMITH, Marco	12-7	23.9	.390	.227	.750	3.6	2.5	3	4	6.8	31-19	19.3	.391	.200	.741	2.5	1.4	15	10	5.2
TUT, Wanjang	7-0	10.3	.375	.000	.000	1.3	0.6	1	2	2.6	90-52	17.5	.467	.242	.753	3.5	0.5	34	60	6.0

Scoring

Player	Season Statistics								Career Statistics							
	FG-FGA	FG%	3FG-3FGA	3FG%	FT-FTA	FT%	PTS	PTS/G	FG-FGA	FG%	3FG-3FGA	3FG%	FT-FTA	FT%	PTS	PTS/G
AROP, Akol	19-36	.528	3-8	.375	7-12	.583	48	4.0	19-36	.528	3-8	.375	7-12	.583	48	4.0
BROUGHAM, Dylan	16-27	.593	1-3	.333	9-17	.529	42	3.8	18-32	.563	1-3	.333	15-30	.500	52	2.1
EVANS, Devin	14-34	.412	8-20	.400	2-2	1.000	38	3.5	24-67	.358	8-25	.320	10-18	.556	66	2.9
FERRARINI, Nick	29-85	.341	16-52	.308	17-22	.773	91	10.1	55-160	.344	31-97	.320	27-33	.818	168	7.6
FIDLER, Frankie	33-78	.423	11-31	.355	26-33	.788	103	8.6	33-78	.423	11-31	.355	26-33	.788	103	8.6
FRICKENSTEIN, Grant	1-2	.500	1-1	1.000	0-0	.000	3	0.5	2-6	.333	1-2	.500	0-0	.000	5	0.4
HUGHES, Darrius	46-83	.554	1-2	.500	29-45	.644	122	9.4	103-249	.414	2-12	.167	68-112	.607	276	4.1
LEMETTI, Felix	44-108	.407	33-82	.402	19-23	.826	140	10.8	44-108	.407	33-82	.402	19-23	.826	140	10.8
LUEDTKE, Kyle	26-84	.310	17-46	.370	17-21	.810	86	7.8	45-145	.310	26-76	.342	36-51	.706	152	3.3
POOR BEAR-CHANDLER, Isaiah	10-24	.417	0-1	.000	10-10	1.000	30	7.5	10-24	.417	0-1	.000	10-10	1.000	30	7.5
ROE, Sam'i	16-59	.271	3-14	.214	7-14	.500	42	4.2	38-140	.271	12-45	.267	13-26	.500	101	4.2
SMITH, Marco	32-82	.390	5-22	.227	12-16	.750	81	6.8	66-169	.391	9-45	.200	20-27	.741	161	5.2
TUT, Wanjang	9-24	.375	0-1	.000	0-0	.000	18	2.6	238-510	.467	8-33	.242	55-73	.753	539	6.0

Totals

Player	Season Statistics								Career Statistics							
	O-REB	D-REB	TOTAL	PF	FO	A	TO	A/TO	O-REB	D-REB	TOTAL	PF	FO	A	TO	A/TO
AROP, Akol	7	35	42	13	0	4	10	0.4	7	35	42	13	0	4	10	0.4
BROUGHAM, Dylan	14	10	24	30	2	4	5	0.8	20	23	43	55	2	4	9	0.4
EVANS, Devin	12	31	43	15	0	8	7	1.1	22	54	76	30	0	11	14	0.8
FERRARINI, Nick	5	7	12	13	0	13	20	0.7	6	34	40	29	0	31	37	0.8
FIDLER, Frankie	5	30	35	20	0	23	20	1.2	5	30	35	20	0	23	20	1.2
FRICKENSTEIN, Grant	0	0	0	1	0	1	0	0.0	2	0	2	1	0	1	0	0.0
HUGHES, Darrius	15	34	49	30	0	4	25	0.2	58	140	198	112	0	9	67	0.1
LEMETTI, Felix	3	49	52	29	0	33	33	1.0	3	49	52	29	0	33	33	1.0
LUEDTKE, Kyle	9	43	52	33	0	20	8	2.5	23	82	105	78	1	26	18	1.4
POOR BEAR-CHANDLER, Isaiah	8	11	19	6	0	5	6	0.8	8	11	19	6	0	5	6	0.8
ROE, Sam'i	15	8	23	18	0	3	13	0.2	26	34	60	36	0	14	20	0.7
SMITH, Marco	3	40	43	15	0	30	20	1.5	5	73	78	47	1	44	43	1.0
TUT, Wanjang	5	4	9	22	1	4	9	0.4	75	242	317	232	4	49	127	0.4

2021-22 MISCELLANEOUS STATS

FIRST POINTS OF THE GAME

Game (Date)	First Points (Player)	Time	W/L
Hastings (Nov. 9)	Jumper (Darrius Hughes)*	19:21	W
at Ball State (Nov. 13)	Jumper (Marco Smith)	15:46	L
at Kansas State (Nov. 17)	Jumper (Darrius Hughes)	16:37	L
at Montana (Nov. 20)	Three-pointer (Sam'i Roe)	17:25	L
at Texas Tech (Nov. 23)*	Layup (Dylan Brougham)	19:30	L
at No. 3 Purdue (Nov. 26)	3-pointer (Dylan Brougham)	19:12	L
at SIUE (Nov. 30)	Jumper (Felix Lemetti)	17:55	L
Eastern Washington (Dec. 4)	3-pointer (Felix Lemetti)	19:13	L
Drake (Dec. 8)	Jumper (Darrius Hughes)*	19:19	L
A&M-Corpus Christi (Dec. 11)	Layup (Darrius Hughes)*	19:24	L
at UNLV (Dec. 15)	Jumper (Darrius Hughes)	10:08	L
St. Thomas (Dec. 20)	Jumper (Marco Smith)	19:22	L
Western Illinois (Dec. 22)	Free Throw (Felix Lemetti)*	19:46	W

FIRST SUBSTITUTION OF THE GAME

Game (Date)	First Sub	Time	W/L
Hastings (Nov. 9)	Luedtke/Hughes	14:22	W
at Ball State (Nov. 13)	Smith/Lemetti	17:07	L
at Kansas State (Nov. 17)	Hughes/Smith	18:46	L
at Montana (Nov. 20)	Hughes/Luedtke	15:41	L
at Texas Tech (Nov. 23)	Tut/Brougham	17:07	L
at No. 3 Purdue (Nov. 26)	Luedtke/Roe	15:22	L
at SIUE (Nov. 30)	Luedtke/Hughes	16:29	L
Eastern Washington (Dec. 4)	Brougham/Hughes	14:08	L
Drake (Dec. 8)	Tut/Hughes	15:47	L
A&M-Corpus Christi (Dec. 11)	Roe/Smith	15:17	L
at UNLV (Dec. 15)	Luedtke/Ferrarini	15:04	L
St. Thomas (Dec. 20)	Fidler/Luedtke	15:03	L
Western Illinois (Dec. 22)	Luedtke/Fidler	14:27	W

*First basket for either team

2021-22 MISCELLANEOUS STATS

SECOND-CHANCE POINTS

Game (Date)	UNO	Opp	Diff	W/L
Hastings (Nov. 9)	7	5	+2	W
at Ball State (Nov. 13)	11	11	+0	L
at Kansas State (Nov. 17)	7	4	+3	L
at Montana (Nov. 20)	2	9	-7	L
at Texas Tech (Nov. 23)	9	13	-4	L
at No. 3 Purdue (Nov. 26)	8	19	-8	L
at SIUE (Nov. 30)	4	7	-4	L
Eastern Washington (Dec. 4)	11	9	+2	L
Drake (Dec. 8)	11	8	+3	L
A&M-Corpus Christi (Dec. 11)	13	9	+4	L
at UNLV (Dec. 15)	11	17	-6	L
St. Thomas (Dec. 20)	6	12	-6	L
Western Illinois (Dec. 22)	7	16	-9	W

POINTS OFF TURNOVERS

Game (Date)	UNO	Opp	Diff	W/L
vs. Hastings (Nov. 9)	11	6	+5	W
at Ball State (Nov. 13)	7	11	-4	L
at Kansas State (Nov. 17)	20	19	+1	L
at Montana (Nov. 20)	2	23	-21	L
at Texas Tech (Nov. 23)	9	27	-18	L
at No. 3 Purdue (Nov. 26)	9	8	+1	L
at SIUE (Nov. 30)	12	21	-11	L
Eastern Washington (Dec. 4)	17	16	+1	L
Drake (Dec. 8)	7	22	-15	L
A&M-Corpus Christi (Dec. 11)	12	24	-12	L
at UNLV (Dec. 15)	12	17	-5	L
St. Thomas (Dec. 20)	5	12	-7	L
Western Illinois (Dec. 22)	2	14	-12	W

BENCH SCORING

Game (Date)	UNO	Opp	Diff	W/L
vs. Hastings (Nov. 9)	22	7	+15	W
at Ball State (Nov. 13)	29	29	+0	L
at Kansas State (Nov. 17)	39	22	+17	L
at Montana (Nov. 20)	32	20	+12	L
at Texas Tech (Nov. 23)	21	49	-28	L
at No. 3 Purdue (Nov. 26)	14	49	-35	L
at SIUE (Nov. 30)	38	18	+20	L
Eastern Washington (Dec. 4)	44	17	+27	L
Drake (Dec. 8)	30	19	+11	L
A&M-Corpus Christi (Dec. 11)	20	50	-30	L
at UNLV (Dec. 15)	23	17	+5	L
St. Thomas (Dec. 20)	26	9	+17	L
Western Illinois (Dec. 22)	28	4	+24	W

POINTS IN THE PAINT

Game (Date)	UNO	Opp	Diff	W/L
vs. Hastings (Nov. 9)	28	18	+10	W
at Ball State (Nov. 13)	30	24	+6	L
at Kansas State (Nov. 17)	22	34	-12	L
at Montana (Nov. 20)	18	34	-16	L
at Texas Tech (Nov. 23)	10	54	-44	L
at No. 3 Purdue (Nov. 26)	16	48	-32	L
at SIUE (Nov. 30)	20	44	-24	L
Eastern Washington (Dec. 4)	24	34	-10	L
Drake (Dec. 8)	24	24	-	L
A&M-Corpus Christi (Dec. 11)	26	36	-10	L
at UNLV (Dec. 15)	18	30	-12	L
St. Thomas (Dec. 20)	12	24	-12	L
Western Illinois (Dec. 22)	38	30	+8	W

2021-22 MISCELLANEOUS STATS

STARTING LINEUPS

Date	Game	Result	G	G	G/F	F	F
Nov. 9	Hastings	W, 67-57	Felix Lemetti	Sam'i Roe	Frankie Fidler	Darius Hughes	Isaiah Poor Bear
Nov. 13	at Ball State	L, 73-67	Felix Lemetti	Sam'i Roe	Frankie Fidler	Darius Hughes	Isaiah Poor Bear
Nov. 17	at Kansas State	L, 79-64	Felix Lemetti	Sam'i Roe	Marco Smith	Frankie Fidler	Isaiah Poor Bear
Nov. 20	at Montana	L, 68-47	Felix Lemetti	Sam'i Roe	Frankie Fidler	Darius Hughes	Dylan Brougham
Nov. 23	at Texas Tech	L, 96-40	Felix Lemetti	Sam'i Roe	Frankie Fidler	Darius Hughes	Dylan Brougham
Nov. 26	at No. 3/4 Purdue	L, 97-40	Felix Lemetti	Sam'i Roe	Frankie Fidler	Darius Hughes	Dylan Brougham
Nov. 30	SIUE	L, 75-65	Felix Lemetti	Sam'i Roe	Frankie Fidler	Darius Hughes	Dylan Brougham
Dec. 4	Eastern Washington	L, 92-81	Felix Lemetti	Marco Smith	Kyle Luedtke	Darius Hughes	Devin Evans
Dec. 8	Drake	L, 78-70	Felix Lemetti	Marco Smith	Frankie Fidler	Darius Hughes	Devin Evans
Dec. 11	Texas A&M-Corpus Christi	L, 87-73	Felix Lemetti	Marco Smith	Nick Ferrarini	Darius Hughes	Devin Evans
Dec. 15	at UNLV	L, 84-71	Felix Lemetti	Marco Smith	Nick Ferrarini	Darius Hughes	Devin Evans
Dec. 20	St. Thomas	L, 80-73	Felix Lemetti	Marco Smith	Kyle Luedtke	Darius Hughes	Devin Evans
Dec. 22	Western Illinois	W, 84-78	Felix Lemetti	Marco Smith	Frankie Fidler	Akol Arop	Dylan Brougham

#0 /// SAM'I ROE



Sr. • G • 6-1 • 180 • Atlantic City, N.J. (Hopkins Academy/Isaiah Christopher Academy/Palm Beach State/Independence)

CAREER HIGHS

Points: 12 (at Kansas State, 12/29/20)
 Rebounds: 5 (2x, last vs. Oral Roberts, 1/3/20)
 Assists: 3 (at Colorado, 12/16/20)
 Steals: 1 (7x, last at Purdue, 11/26/21)
 Blocks: 1 (2x, last at Texas Tech, 11/23/21)

NOTING ROE

- Began his career at Palm Beach State (2018-19) and Independence CC (2019-20)
- Completed a postgraduate year at Isaiah Christopher Academy (2017-18)
- 2017 Western Mass Player of the Year at Hopkins Academy
- Majoring in business management

CAREER STATISTICS

				Field Goals		3-Point		F-Throws		Rebounds									Scoring	
SEASON	TEAM	GP-GS	MIN/AVG	FG-FGA	FG%	3FG-3FGA	3FG%	FT-FTA	FT%	OFF	DEF	TOT	AVG	PF-FO	A	TO	BLK	STL	PTS	AVG
2020-21	UNO	14-9	337/24.1	22-81	.272	9-31	.290	6-12	.500	11	26	37	2.6	18-0	11	7	0	6	59	4.2
2021-22	UNO	10-7	207/20.7	16-59	.271	3-14	.214	7-14	.500	15	8	23	2.3	18-0	3	13	2	2	42	4.2
TOTAL		24-16	544/22.7	38-140	.271	12-45	.267	13-26	.500	26	34	60	2.5	36-0	14	20	2	8	101	4.2

SEASON STATISTICS

Opponent	Date	GS	MIN	Total		3-Pointers		Free throws		Rebounds				PF	A	TO	BLK	STL	PTS	AVG
				FG-FGA	PCT	3FG-3FGA	PCT	FT-FTA	PCT	OFF	DEF	TOT	AVG							
Hastings	11/09/2021	*	22:55	3-9	.333	0-1	.000	0-2	.000	1	3	4	4.0	2	2	2	0	0	6	6.0
at Ball St.	11/13/2021	*	20:46	3-9	.333	0-1	.000	3-4	.750	1	0	1	2.5	1	0	1	0	0	9	7.5
at Kansas St.	11/17/2021	*	24:50	3-12	.250	2-5	.400	0-0	.000	1	1	2	2.3	3	0	0	0	0	8	7.7
at Montana	11/20/2021	*	21:27	1-5	.200	1-1	1.000	0-2	.000	3	1	4	2.8	4	0	0	1	0	3	6.5
at Texas Tech	11/23/2021	*	22:30	0-3	.000	0-2	.000	0-0	.000	0	1	1	2.4	2	0	4	1	0	0	5.2
at Purdue	11/26/2021	*	22:21	1-6	.167	0-1	.000	0-0	.000	3	1	4	2.7	1	0	1	0	1	2	4.7
SIUE	11/30/2021	*	13:29	1-4	.250	0-2	.000	0-0	.000	0	0	0	2.3	1	0	2	0	0	2	4.3
Drake	12/08/2021		22:19	1-2	.500	0-0	.000	0-2	.000	1	1	2	2.3	0	0	2	0	0	2	4.0
A&M-Corpus Christi	12/11/2021		15:09	3-5	.600	0-0	.000	2-2	1.000	3	0	3	2.3	3	1	1	0	1	8	4.4
St. Thomas (MN)	12/20/2021		21:14	0-4	.000	0-1	.000	2-2	1.000	2	0	2	2.3	1	0	0	0	0	2	4.2
Totals		7	207:00	16-59	.271	3-14	.214	7-14	.500	15	8	23	2.3	18	3	13	2	2	42	4.2

Player Averages

Games Played	Minutes/game	Points/game	FG Pct	3FG Pct	FT Pct	Rebounds/game	Assists/game	Turnovers/game	Assist/Turnover ratio	Steals/game	Blocks/game
10	20.7	4.2	27.1	21.4	50.0	2.3	0.3	1.3	0.2	0.2	0.2

#1 /// NICK FERRARINI



Sr. • G • 6-5 • 190 • Omaha, Neb. (Millard North/Wayne State)

CAREER HIGHS

Points: 23 (vs. Eastern Washington, 12/4/21)
Rebounds: 7 (at Kansas City, 2/12/21)
Assists: 3 (vs. TAMCC, 12/11/21)
Steals: 2 (3x, last vs. TAMCC, 12/11/21)
Blocks: ---

NOTING FERRARINI

- Began his career at Wayne State (2018-20)
- All-state selection at Millard North HS
- Majoring in secondary education

CAREER STATISTICS

				Field Goals		3-Point		F-Throws		Rebounds										Scoring	
SEASON	TEAM	GP-GS	MIN/AVG	FG-FGA	FG%	3FG-3FGA	3FG%	FT-FTA	FT%	OFF	DEF	TOT	AVG	PF-FO	A	TO	BLK	STL	PTS	AVG	
2018-19	WSC	31-27	864/27.9	106-238	.445	48-117	.410	43-55	.782	13	92	105	3.4	46-2	32	33	11	24	303	9.8	
2019-20	WSC	32-32	1057/33.0	158-375	.421	68-170	.400	75-91	.824	13	77	90	2.8	66-0	49	63	8	22	459	14.3	
2020-21	UNO	13-4	238/18.3	26-75	.347	15-45	.333	10-11	.909	1	27	28	2.2	16-0	18	17	0	8	77	5.9	
2021-22	UNO	9-2	190/21.1	29-85	.341	16-52	.308	17-22	.773	5	7	12	1.3	13-0	13	20	0	5	91	10.1	
TOTAL FOR UNO		22-6	428/19.4	55-160	.344	31-97	.320	27-33	.818	6	34	40	1.8	29-0	31	37	0	13	168	7.6	
TOTAL		85-65	2349/27.6	319-773	.413	147-384	.383	145-179	.810	32	203	235	2.8	141-2	112	133	19	59	930	10.9	

SEASON STATISTICS

Opponent	Date	GS	MIN	Total		3-Pointers		Free throws		Rebounds											
				FG-FGA	PCT	3FG-3FGA	PCT	FT-FTA	PCT	OFF	DEF	TOT	AVG	PF	A	TO	BLK	STL	PTS	AVG	
at Montana	11/20/2021		19:05	4-10	.400	2-4	.500	0-0	.000	1	1	2	2.0	1	0	4	0	0	10	10.0	
at Texas Tech	11/23/2021		19:25	2-10	.200	2-9	.222	0-0	.000	0	0	0	1.0	1	0	4	0	0	6	8.0	
at Purdue	11/26/2021		15:03	1-7	.143	1-6	.167	0-0	.000	1	0	1	1.0	0	2	0	0	1	3	6.3	
SIUE	11/30/2021		15:44	2-8	.250	2-7	.286	0-0	.000	0	1	1	1.0	0	1	1	0	1	6	6.3	
Eastern Wash.	12/04/2021		24:25	8-14	.571	3-6	.500	4-6	.667	2	0	2	1.2	2	1	0	0	0	23	9.6	
Drake	12/08/2021		24:48	4-10	.400	2-4	.500	2-3	.667	0	2	2	1.3	2	2	1	0	0	12	10.0	
A&M-Corpus Christi	12/11/2021	*	27:47	2-11	.182	1-7	.143	4-5	.800	0	1	1	1.3	4	3	6	0	2	9	9.9	
at UNLV	12/15/2021	*	30:24	2-11	.182	1-7	.143	7-8	.875	1	2	3	1.5	2	3	3	0	1	12	10.1	
Western Ill.	12/22/2021		13:05	4-4	1.000	2-2	1.000	0-0	.000	0	0	0	1.3	1	1	1	0	0	10	10.1	
Totals		2	189:46	29-85	.341	16-52	.308	17-22	.773	5	7	12	1.3	13	13	20	0	5	91	10.1	

Player Averages

Games Played	Minutes/ game	Points/ game	FG Pct	3FG Pct	FT Pct	Rebounds/ game	Assists/ game	Turnovers/ game	Assist/Turnover ratio	Steals/ game	Blocks/ game
9	21.1	10.1	34.1	30.8	77.3	1.3	1.4	2.2	0.7	0.6	0.0

#2 /// DARRIUS HUGHES



Jr. • G/F • 6-7 • 230 • Kansas City, Mo. (Rockhurst)

CAREER HIGHS

Points: 19 (vs. TAMCC, 12/11/21)
 Rebounds: 8 (2x, last vs. Hastings, 11/9/21)
 Assists: 2 (at Kansas State, 11/17/21)
 Steals: 3 (2x, last at Kansas, 12/11/20)
 Blocks: 1 (10x, last at Denver, 2/26/21)

NOTING HUGHES

- Matched his career-high 8 boards vs. Hastings
- First four-year letterwinner at Rockhurst HS since the 1980s
- All-state selection as a senior after averaging 18.0 ppg
- Ranked as the No. 7 player in the state of Missouri (PrepHoops.com)
- Majoring in business

CAREER STATISTICS

SEASON	TEAM	GP-GS	MIN/AVG	Field Goals		3-Point		F-Throws		Rebounds										Scoring	
				FG-FGA	FG%	3FG-3FGA	3FG%	FT-FTA	FT%	OFF	DEF	TOT	AVG	PF-FO	A	TO	BLK	STL		PTS	AVG
2019-20	UNO	30-0	340/11.3	37-98	.378	1-8	.125	26-44	.591	30	48	78	2.6	44-0	2	24	5	10		101	3.4
2020-21	UNO	25-3	282/11.3	20-68	.294	0-2	.000	13-23	.565	13	58	71	2.8	38-0	3	18	5	9		53	2.1
2021-22	UNO	13-11	272/20.9	46-83	.554	1-2	.500	29-45	.644	15	34	49	3.8	30-0	4	25	1	6		122	9.4
TOTAL		68-14	894/13.1	103-249	.414	2-12	.167	68-112	.607	58	140	198	2.9	112-0	9	67	11	25		276	4.1

SEASON STATISTICS

Opponent	Date	GS	MIN	Total		3-Pointers		Free throws		Rebounds										PTS	AVG
				FG-FGA	PCT	3FG-3FGA	PCT	FT-FTA	PCT	OFF	DEF	TOT	AVG	PF	A	TO	BLK	STL			
Hastings	11/09/2021	*	16:15	2-3	.667	0-0	.000	5-8	.625	1	7	8	8.0	1	0	2	0	2		9	9.0
at Ball St.	11/13/2021	*	14:44	1-3	.333	0-0	.000	0-0	.000	1	2	3	5.5	2	0	2	0	0		2	5.5
at Kansas St.	11/17/2021	*	21:01	2-6	.333	0-0	.000	4-5	.800	0	2	2	4.3	1	2	2	0	2		8	6.3
at Montana	11/20/2021	*	19:16	1-5	.200	0-0	.000	0-0	.000	0	4	4	4.3	2	0	3	1	0		2	5.3
at Texas Tech	11/23/2021	*	13:35	1-6	.167	0-0	.000	0-0	.000	1	1	2	3.8	4	0	2	0	0		2	4.6
at Purdue	11/26/2021	*	18:13	6-9	.667	1-1	1.000	0-0	.000	0	1	1	3.3	2	0	1	0	1		13	6.0
SIUE	11/30/2021	*	24:46	2-7	.286	0-0	.000	5-8	.625	2	3	5	3.6	2	0	1	0	1		9	6.4
Eastern Wash.	12/04/2021	*	24:58	4-7	.571	0-1	.000	4-4	1.000	1	1	2	3.4	4	1	2	0	0		12	7.1
Drake	12/08/2021	*	28:53	7-10	.700	0-0	.000	1-2	.500	2	4	6	3.7	2	1	2	0	0		15	8.0
A&M-Corpus Christi	12/11/2021	*	29:56	6-9	.667	0-0	.000	7-11	.636	4	3	7	4.0	1	0	3	0	0		19	9.1
at UNLV	12/15/2021	*	16:25	5-7	.714	0-0	.000	0-0	.000	1	1	2	3.8	4	0	1	0	0		10	9.2
St. Thomas (MN)	12/20/2021	*	17:44	4-5	.800	0-0	.000	1-4	.250	2	0	2	3.7	2	0	2	0	0		9	9.2
Western Ill.	12/22/2021		26:05	5-6	.833	0-0	.000	2-3	.667	0	5	5	3.8	3	0	2	0	0		12	9.4
Totals		11	271:51	46-83	.554	1-2	.500	29-45	.644	15	34	49	3.8	30	4	25	1	6		122	9.4

Player Averages

Games Played	Minutes/game	Points/game	FG Pct	3FG Pct	FT Pct	Rebounds/game	Assists/game	Turnovers/game	Assist/Turnover ratio	Steals/game	Blocks/game
13	20.9	9.4	55.4	50.0	64.4	3.8	0.3	1.9	0.2	0.5	0.1

#3 /// KYLE LUEDTKE



Jr. • G • 6-5 • 190 • Omaha, Neb. (Creighton Prep)

CAREER HIGHS

Points: 21 (vs. SIUE, 11/30/21)
 Rebounds: 8 (vs. Western Illinois, 12/22/21)
 Assists: 2 (vs. SIUE, 11/30/21)
 Steals: 3 (vs. Hastings, 11/9/21)
 Blocks: 1 (at Eastern Washington, 12/17/19)

NOTING LUEDTKE

- Redshirted in 2018-19
- Second-team all-state selection as a senior at Creighton Prep
- Won a state championship with a 26-1 Junior Jays squad in 2018
- Majoring in business
- Member of the UNO Dean's List

CAREER STATISTICS

SEASON	TEAM	GP-GS	MIN/AVG	Field Goals		3-Point		F-Throws		Rebounds										Scoring	
				FG-FGA	FG%	3FG-3FGA	3FG%	FT-FTA	FT%	OFF	DEF	TOT	AVG	PF-FO	A	TO	BLK	STL		PTS	AVG
2019-20	UNO	15-0	81/5.4	4-15	.267	2-10	.200	4-6	.667	3	13	16	1.1	17-0	1	1	1	0		14	0.9
2020-21	UNO	20-0	251/12.5	15-46	.326	7-20	.350	15-24	.625	11	26	37	1.9	28-1	5	9	1	6		52	2.6
2021-22	UNO	11-2	281/25.6	26-84	.310	17-46	.370	17-21	.810	9	43	52	4.7	33-0	20	8	0	8		86	7.8
TOTAL		46-2	613/13.3	45-145	.310	26-76	.342	36-51	.706	23	82	105	2.3	78-1	26	18	2	14		152	3.3

SEASON STATISTICS

Opponent	Date	GS	MIN	Total		3-Pointers		Free throws		Rebounds										
				FG-FGA	PCT	3FG-3FGA	PCT	FT-FTA	PCT	OFF	DEF	TOT	AVG	PF	A	TO	BLK	STL	PTS	AVG
Hastings	11/09/2021		28:45	3-8	.375	2-5	.400	2-2	1.000	1	4	5	5.0	4	1	0	0	3	10	10.0
at Ball St.	11/13/2021		24:12	3-8	.375	2-5	.400	2-2	1.000	0	6	6	5.5	3	2	0	0	0	10	10.0
at Kansas St.	11/17/2021		26:19	6-14	.429	4-8	.500	0-0	.000	2	1	3	4.7	1	1	3	0	1	16	12.0
at Montana	11/20/2021		30:02	3-10	.300	1-4	.250	2-2	1.000	1	5	6	5.0	3	2	0	0	0	9	11.3
at Texas Tech	11/23/2021		21:14	1-3	.333	1-3	.333	0-0	.000	1	4	5	5.0	3	1	1	0	1	3	9.6
at Purdue	11/26/2021		18:01	0-8	.000	0-5	.000	0-0	.000	1	4	5	5.0	0	1	1	0	0	0	8.0
SIUE	11/30/2021		29:17	6-9	.667	3-3	1.000	6-9	.667	0	5	5	5.0	4	2	2	0	1	21	9.9
Eastern Wash.	12/04/2021	*	21:34	1-5	.200	1-3	.333	2-2	1.000	0	3	3	4.8	4	1	1	0	1	5	9.3
at UNLV	12/15/2021		27:40	2-7	.286	2-3	.667	1-2	.500	0	3	3	4.6	4	5	0	0	1	7	9.0
St. Thomas (MN)	12/20/2021	*	32:58	1-8	.125	1-5	.200	0-0	.000	0	3	3	4.4	3	2	0	0	0	3	8.4
Western Ill.	12/22/2021		21:27	0-4	.000	0-2	.000	2-2	1.000	3	5	8	4.7	4	2	0	0	0	2	7.8
Totals		2	281:29	26-84	.310	17-46	.370	17-21	.810	9	43	52	4.7	33	20	8	0	8	86	7.8

Player Averages

Games Played	Minutes/game	Points/game	FG Pct	3FG Pct	FT Pct	Rebounds/game	Assists/game	Turnovers/game	Assist/Turnover ratio	Steals/game	Blocks/game
11	25.6	7.8	31.0	37.0	81.0	4.7	1.8	0.7	2.5	0.7	0.0

#11 /// LA'MEL ROBINSON



So. • G • 6-0 • 160 • Riverside, Mo. (Park Hill South)

CAREER HIGHS

Points: 23 (at South Dakota, 1/30/21)

Rebounds: 7 (Twice, last at Denver, 2/27/21)

Assists: 3 (4 times, last vs. Western Illinois, 2/6/21)

Steals: 4 (vs. North Dakota, 2/19/21)

Blocks: 1 (4 times, last at Denver, 2/27/21)

NOTING ROBINSON

•Redshirted in 2019-20

•Four-year letterwinner at Park Hill South HS

•Three-time first-team all-state selection

•Averaged 25.0 ppg as a senior

•Majoring in business finance

CAREER STATISTICS

				Field Goals		3-Point		F-Throws		Rebounds								Scoring		
SEASON	TEAM	GP-GS	MIN/AVG	FG-FGA	FG%	3FG-3FGA	3FG%	FT-FTA	FT%	OFF	DEF	TOT	AVG	PF-FO	A	TO	BLK	STL	PTS	AVG
2019-20	UNO	15-0	81/5.4	4-15	.267	2-10	.200	4-6	.667	3	13	16	1.1	17-0	1	1	1	0	14	0.9
2020-21	UNO	20-0	251/12.5	15-46	.326	7-20	.350	15-24	.625	11	26	37	1.9	28-1	5	9	1	6	52	2.6
2021-22	UNO	1-0	29/28.7	3-8	.375	2-5	.400	2-2	1.000	1	4	5	5.0	4-0	1	0	0	3	10	10.0
TOTAL		36-0	361/10.0	22-69	.319	11-35	.314	21-32	.656	15	43	58	1.6	49-1	7	10	2	9	76	2.1

#13 /// WANJANG TUT



Sr. • F • 6-8 • 205 • Omaha, Neb. (Omaha Burke/The Skill Factory Prep)

CAREER HIGHS

Points: 31 (at North Dakota State, 1/8/21)
Rebounds: 9 (3 times, last at Kansas State, 12/29/20)
Assists: 3 (Twice, last vs. North Dakota, 2/3/19)
Steals: 3 (Twice, last at Drake, 12/3/20)
Blocks: 4 (Twice, last at Wyoming, 12/17/20)

NOTING TUT

- Two-year starter (2019-20, 2020-21)
- Redshirted in 2017-18 after spending 2016-17 at The Skill Factory
- Member of the first South Sudan National Team in 2017
- Majoring in criminology and criminal justice

CAREER STATISTICS

				Field Goals		3-Point		F-Throws		Rebounds									Scoring	
SEASON	TEAM	GP-GS	MIN/AVG	FG-FGA	FG%	3FG-3FGA	3FG%	FT-FTA	FT%	OFF	DEF	TOT	AVG	PF-FO	A	TO	BLK	STL	PTS	AVG
2018-19	UNO	31-0	342/11.0	53-112	.473	5-15	.333	8-11	.727	16	54	70	2.3	57-0	17	27	16	9	119	3.8
2019-20	UNO	32-32	705/22.0	101-216	.468	3-16	.188	21-27	.778	33	118	151	4.7	96-1	22	46	31	13	226	7.1
2020-21	UNO	20-20	459/22.9	75-158	.475	0-1	.000	26-35	.743	21	66	87	4.4	57-2	6	45	11	11	176	8.8
2021-22	UNO	7-0	72/10.3	9-24	.375	0-1	.000	0-0	.000	5	4	9	1.3	22-1	4	9	2	1	18	2.6
TOTAL		90-52	1578/17.5	238-510	.467	8-33	.242	55-73	.753	75	242	317	3.5	232-4	49	127	60	34	539	6.0

SEASON STATISTICS

Opponent		Date	GS	MIN	Total		3-Pointers		Free throws		Rebounds				PF	A	TO	BLK	STL	PTS	AVG
					FG-FGA	PCT	3FG-3FGA	PCT	FT-FTA	PCT	OFF	DEF	TOT	AVG							
at Montana		11/20/2021		10:54	0-4	.000	0-0	.000	0-0	.000	1	1	2	2.0	3	0	2	1	0	0	0.0
at Texas Tech		11/23/2021		17:26	1-2	.500	0-0	.000	0-0	.000	1	1	2	2.0	4	2	0	1	0	2	1.0
at Purdue		11/26/2021		13:49	2-9	.222	0-1	.000	0-0	.000	0	0	0	1.3	5	2	0	0	1	4	2.0
SIUE		11/30/2021		00:58	0-1	.000	0-0	.000	0-0	.000	0	0	0	1.0	0	0	0	0	0	0	1.5
Eastern Wash.		12/04/2021		09:40	2-3	.667	0-0	.000	0-0	.000	2	0	2	1.2	4	0	2	0	0	4	2.0
Drake		12/08/2021		12:12	3-4	.750	0-0	.000	0-0	.000	1	1	2	1.3	2	0	3	0	0	6	2.7
A&M-Corpus Christi		12/11/2021		07:20	1-1	1.000	0-0	.000	0-0	.000	0	1	1	1.3	4	0	2	0	0	2	2.6
Totals			0	72:19	9-24	.375	0-1	.000	0-0	.000	5	4	9	1.3	22	4	9	2	1	18	2.6

Player Averages

Games Played	Minutes/game	Points/game	FG Pct	3FG Pct	FT Pct	Rebounds/game	Assists/game	Turnovers/game	Assist/Turnover ratio	Steals/game	Blocks/game
7	10.3	2.6	37.5	0.0	0.0	1.3	0.6	1.3	0.4	0.1	0.3

#14 /// DYLAN BROUGHAM



So. • C • 6-9 • 195 • Riverside, Mo. (Park Hill South)

CAREER HIGHS

Points: 7 (at Texas Tech, 11/23/21)
 Rebounds: 5 (vs. SIUE, 11/30/21)
 Assists: 1 (3x - last vs. SIUE, 11/30/21)
 Steals: ---
 Blocks: 4 (at Kansas State, 11/17/21)

NOTING BROUGHAM

- Three-year letterwinner at Park Hill South HS
- High school teammate of La'Mel Robinson
- First-team all-district and all-conference as a senior
- Named to the 2020 Missouri All-Star Team
- Majoring in civil engineering

CAREER STATISTICS

				Field Goals		3-Point		F-Throws		Rebounds									Scoring	
SEASON	TEAM	GP-GS	MIN/AVG	FG-FGA	FG%	3FG-3FGA	3FG%	FT-FTA	FT%	OFF	DEF	TOT	AVG	PF-FO	A	TO	BLK	STL	PTS	AVG
2020-21	UNO	14-0	86/6.1	2-5	.400	0-0	.000	6-13	.462	6	13	19	1.4	25-0	0	4	8	0	10	0.7
2021-22	UNO	11-5	159/14.5	16-27	.593	1-3	.333	9-17	.529	14	10	24	2.2	30-2	4	5	8	1	42	3.8
TOTAL		25-5	245/9.8	18-32	.563	1-3	.333	15-30	.500	20	23	43	1.7	55-2	4	9	16	1	52	2.1

SEASON STATISTICS

Opponent		Date	GS	MIN	Total		3-Pointers		Free throws		Rebounds				PF	A	TO	BLK	STL	PTS	AVG
					FG-FGA	PCT	3FG-3FGA	PCT	FT-FTA	PCT	OFF	DEF	TOT	AVG							
Hastings		11/09/2021		14:23	1-2	.500	0-0	.000	0-1	.000	1	3	4	4.0	3	0	2	0	0	2	2.0
at Ball St.		11/13/2021		11:15	2-2	1.000	0-0	.000	1-1	1.000	0	2	2	3.0	5	0	1	0	0	5	3.5
at Kansas St.		11/17/2021		15:53	3-5	.600	0-0	.000	0-1	.000	2	0	2	2.7	1	0	1	4	0	6	4.3
at Montana		11/20/2021	*	13:57	0-1	.000	0-0	.000	0-0	.000	1	2	3	2.8	1	1	0	0	0	0	3.3
at Texas Tech		11/23/2021	*	10:48	2-3	.667	0-0	.000	3-5	.600	1	0	1	2.4	3	0	0	0	0	7	4.0
at Purdue		11/26/2021	*	26:11	2-3	.667	1-1	1.000	1-2	.500	1	0	1	2.2	4	1	1	1	0	6	4.3
SIUE		11/30/2021	*	18:23	0-2	.000	0-1	.000	2-2	1.000	4	1	5	2.6	2	1	0	2	0	2	4.0
Eastern Wash.		12/04/2021		05:53	1-1	1.000	0-0	.000	1-2	.500	0	0	0	2.3	1	0	0	1	0	3	3.9
A&M-Corpus Christi		12/11/2021		11:21	0-1	.000	0-0	.000	0-1	.000	0	1	1	2.1	3	0	0	0	0	0	3.4
at UNLV		12/15/2021		17:10	3-4	.750	0-1	.000	0-0	.000	1	0	1	2.0	5	1	0	0	0	6	3.7
Western Ill.		12/22/2021	*	13:55	2-3	.667	0-0	.000	1-2	.500	3	1	4	2.2	2	0	0	0	1	5	3.8
Totals			5	159:09	16-27	.593	1-3	.333	9-17	.529	14	10	24	2.2	30	4	5	8	1	42	3.8

Player Averages

Games Played	Minutes/game	Points/game	FG Pct	3FG Pct	FT Pct	Rebounds/game	Assists/game	Turnovers/game	Assist/Turnover ratio	Steals/game	Blocks/game
11	14.5	3.8	59.3	33.3	52.9	2.2	0.4	0.5	0.8	0.1	0.7

#15 /// GRANT FRICKENSTEIN



So. • G • 6-3 • 170 • Fremont, Neb. (Archbishop Bergan)

CAREER HIGHS

Points: 3 (at Montana, 11/30/21)
Rebounds: 1 (at Creighton, 12/1/20)
Assists: 1 (at Kansas State, 11/17/21)
Steals: ---
Blocks: ---

NOTING FRICKENSTEIN

- Redshirted in 2019-20
- Four-year letterwinner at Archbishop Bergan HS
- Captain of the Class D-1 All-State Team in 2018-19
- Averaged 20.9 ppg and 4.3 rpg as a senior
- Majoring in business administration

CAREER STATISTICS

				Field Goals		3-Point		F-Throws		Rebounds									Scoring	
SEASON	TEAM	GP-GS	MIN/AVG	FG-FGA	FG%	3FG-3FGA	3FG%	FT-FTA	FT%	OFF	DEF	TOT	AVG	PF-FO	A	TO	BLK	STL	PTS	AVG
2020-21	UNO	7-0	9/1.3	1-4	.250	0-1	.000	0-0	.000	2	0	2	0.3	0-0	0	0	0	0	2	0.3
2021-22	UNO	6-0	10/1.7	1-2	.500	1-1	1.000	0-0	.000	0	0	0	0.0	1-0	1	0	0	0	3	0.5
TOTAL		13-0	19/1.5	2-6	.333	1-2	.500	0-0	.000	2	0	2	0.2	1-0	1	0	0	0	5	0.4

SEASON STATISTICS

Opponent	Date	GS	MIN	Total		3-Pointers		Free throws		Rebounds										
				FG-FGA	PCT	3FG-3FGA	PCT	FT-FTA	PCT	OFF	DEF	TOT	AVG	PF	A	TO	BLK	STL	PTS	AVG
at Kansas St.	11/17/2021		02:10	0-0	.000	0-0	.000	0-0	.000	0	0	0	0.0	0	1	0	0	0	0	0.0
at Montana	11/20/2021		01:31	1-1	1.000	1-1	1.000	0-0	.000	0	0	0	0.0	0	0	0	0	0	3	1.5
at Texas Tech	11/23/2021		01:22	0-1	.000	0-0	.000	0-0	.000	0	0	0	0.0	0	0	0	0	0	0	1.0
at Purdue	11/26/2021		02:36	0-0	.000	0-0	.000	0-0	.000	0	0	0	0.0	0	0	0	0	0	0	0.8
A&M-Corpus Christi	12/11/2021		02:04	0-0	.000	0-0	.000	0-0	.000	0	0	0	0.0	1	0	0	0	0	0	0.6
at UNLV	12/15/2021		00:29	0-0	.000	0-0	.000	0-0	.000	0	0	0	0.0	0	0	0	0	0	0	0.5
Totals		0	10:12	1-2	.500	1-1	1.000	0-0	.000	0	0	0	0.0	1	1	0	0	0	3	0.5

Player Averages

Games Played	Minutes/ game	Points/ game	FG Pct	3FG Pct	FT Pct	Rebounds/ game	Assists/ game	Turnovers/ game	Assist/Turnover ratio	Steals/ game	Blocks/ game
6	1.7	0.5	50.0	100.0	0.0	0.0	0.2	0.0	1.0	0.0	0.0

#21 /// DEVIN EVANS



Jr. • F • 6-9 • 200 • Conyers, Ga. (Duluth/Southwest Mississippi CC)

CAREER HIGHS

Points: 8 (2x, last vs. SIUE, 11/30/21)
 Rebounds: 9 (vs. Western Illinois, 12/22/21)
 Assists: 1 (4x, last at Texas Tech, 11/23/21)
 Steals: 2 (vs. TAMCC, 12/11/21)
 Blocks: 1 (3x, last vs. TAMCC, 12/11/21)

NOTING EVANS

•Averaged 11.0 ppg and 10.0 rpg as a senior at Duluth HS
 •Majoring in cybersecurity

CAREER STATISTICS

				Field Goals		3-Point		F-Throws		Rebounds									Scoring	
SEASON	TEAM	GP-GS	MIN/AVG	FG-FGA	FG%	3FG-3FGA	3FG%	FT-FTA	FT%	OFF	DEF	TOT	AVG	PF-FO	A	TO	BLK	STL	PTS	AVG
2020-21	UNO	12-0	114/9.5	10-33	.303	0-5	.000	8-16	.500	10	23	33	2.8	15-0	3	7	2	3	28	2.3
2021-22	UNO	11-5	163/14.9	14-34	.412	8-20	.400	2-2	1.000	12	31	43	3.9	15-0	8	7	3	3	38	3.5
TOTAL		23-5	278/12.1	24-67	.358	8-25	.320	10-18	.556	22	54	76	3.3	30-0	11	14	5	6	66	2.9

SEASON STATISTICS

Opponent	Date	GS	MIN	Total		3-Pointers		Free throws		Rebounds										
				FG-FGA	PCT	3FG-3FGA	PCT	FT-FTA	PCT	OFF	DEF	TOT	AVG	PF	A	TO	BLK	STL	PTS	AVG
at Kansas St.	11/17/2021		02:10	1-2	.500	1-2	.500	0-0	.000	0	1	1	1.0	0	0	0	0	0	3	3.0
at Montana	11/20/2021		01:31	0-0	.000	0-0	.000	0-0	.000	0	0	0	0.5	0	0	0	0	0	0	1.5
at Texas Tech	11/23/2021		19:50	2-5	.400	1-4	.250	2-2	1.000	2	1	3	1.3	0	1	0	0	0	7	3.3
at Purdue	11/26/2021		04:33	0-1	.000	0-1	.000	0-0	.000	0	0	0	1.0	0	0	0	0	0	0	2.5
SIUE	11/30/2021		26:17	3-6	.500	2-3	.667	0-0	.000	2	4	6	2.0	2	0	1	0	0	8	3.6
Eastern Wash.	12/04/2021	*	08:50	0-0	.000	0-0	.000	0-0	.000	0	1	1	1.8	2	1	1	0	0	0	3.0
Drake	12/08/2021	*	16:39	1-3	.333	0-1	.000	0-0	.000	1	3	4	2.1	4	1	2	1	0	2	2.9
A&M-Corpus Christi	12/11/2021	*	28:14	3-6	.500	2-4	.500	0-0	.000	1	4	5	2.5	0	2	0	1	2	8	3.5
at UNLV	12/15/2021	*	24:46	2-7	.286	2-5	.400	0-0	.000	2	6	8	3.1	4	3	1	1	0	6	3.8
St. Thomas (MN)	12/20/2021	*	11:42	0-1	.000	0-0	.000	0-0	.000	2	4	6	3.4	0	0	1	0	0	0	3.4
Western Ill.	12/22/2021		18:49	2-3	.667	0-0	.000	0-0	.000	2	7	9	3.9	3	0	1	0	1	4	3.5
Totals		5	163:21	14-34	.412	8-20	.400	2-2	1.000	12	31	43	3.9	15	8	7	3	3	38	3.5

Player Averages

Games Played	Minutes/game	Points/game	FG Pct	3FG Pct	FT Pct	Rebounds/game	Assists/game	Turnovers/game	Assist/Turnover ratio	Steals/game	Blocks/game
11	14.9	3.5	41.2	40.0	100.0	3.9	0.7	0.6	1.1	0.3	0.3

#22 /// MARCO SMITH



Sr. • G • 6-2 • 175 • Kansas City, Kan. (Washington/UMKC)

CAREER HIGHS

Points: 19 (vs. vs. St. Thomas, 12/20/21)

Rebounds: 5 (2x - last vs. Hastings, 11/9/21)

Assists: 6 (2x, last vs. St. Thomas, 12/20/21)

Steals: 2 (vs. Hastings, 11/9/21)

Blocks: 2 (2x, last vs. TAMCC, 12/11/21)

NOTING SMITH

•Sat out in 2019-20 in accordance with NCAA transfer rules

•Began his career with two seasons at UMKC (2017-19)

•Averaged 5.0 ppg and 2.3 rpg as a freshman in 2017-18

•First-team all-state selection as a senior at Washington HS in 2016-17

•Majoring in interdisciplinary studies

CAREER STATISTICS

				Field Goals		3-Point		F-Throws		Rebounds									Scoring	
SEASON	TEAM	GP-GS	MIN/AVG	FG-FGA	FG%	3FG-3FGA	3FG%	FT-FTA	FT%	OFF	DEF	TOT	AVG	PF-FO	A	TO	BLK	STL	PTS	AVG
2017-18	KC	31-1	516/16.6	59-130	.454	12-39	.308	24-35	.686	14	57	71	2.3	49-0	29	29	13	29	154	5.0
2020-21	UNO	19-12	312/16.4	34-87	.391	4-23	.174	8-11	.727	2	33	35	1.8	32-1	14	23	6	12	80	4.2
2021-22	UNO	12-7	286/23.9	32-82	.390	5-22	.227	12-16	.750	3	40	43	3.6	15-0	30	20	4	3	81	6.8
TOTAL FOR UNO		31-19	599/19.3	66-169	.391	9-45	.200	20-27	.741	5	73	78	2.5	47-1	44	43	10	15	161	5.2
TOTAL		62-20	1115/18.0	125-299	.418	21-84	.250	44-62	.710	19	130	149	2.4	96-1	73	72	23	44	315	5.1

SEASON STATISTICS

Opponent	Date	GS	MIN	Total		3-Pointers		Free throws		Rebounds				PF	A	TO	BLK	STL	PTS	AVG
				FG-FGA	PCT	3FG-3FGA	PCT	FT-FTA	PCT	OFF	DEF	TOT	AVG							
Hastings	11/09/2021		23:26	5-12	.417	0-2	.000	0-0	.000	0	5	5	5.0	0	2	1	0	2	10	10.0
at Ball St.	11/13/2021		27:11	4-9	.444	0-3	.000	0-0	.000	2	2	4	4.5	1	0	0	0	0	8	9.0
at Kansas St.	11/17/2021	*	24:20	2-6	.333	1-2	.500	0-0	.000	0	3	3	4.0	3	6	1	0	0	5	7.7
at Montana	11/20/2021		25:37	2-4	.500	0-1	.000	2-4	.500	0	2	2	3.5	0	0	2	0	0	6	7.3
at Purdue	11/26/2021		19:20	2-6	.333	1-2	.500	0-0	.000	0	1	1	3.0	1	1	0	0	0	5	6.8
SIUE	11/30/2021		20:02	1-4	.250	1-2	.500	0-0	.000	0	5	5	3.3	0	2	0	1	0	3	6.2
Eastern Wash.	12/04/2021	*	33:56	2-7	.286	0-0	.000	7-8	.875	0	6	6	3.7	2	3	2	0	1	11	6.9
Drake	12/08/2021	*	12:29	1-4	.250	0-1	.000	0-0	.000	0	1	1	3.4	1	1	3	0	0	2	6.3
A&M-Corpus Christi	12/11/2021	*	28:08	2-7	.286	0-3	.000	2-2	1.000	0	5	5	3.6	2	5	3	2	0	6	6.2
at UNLV	12/15/2021	*	13:50	0-0	.000	0-0	.000	0-0	.000	0	1	1	3.3	2	0	4	0	0	0	5.6
St. Thomas (MN)	12/20/2021	*	32:39	8-14	.571	2-6	.333	1-2	.500	0	5	5	3.5	1	6	0	0	0	19	6.8
Western Ill.	12/22/2021	*	25:28	3-9	.333	0-0	.000	0-0	.000	1	4	5	3.6	2	4	4	1	0	6	6.8
Totals			7	286:26	.390	5-22	.227	12-16	.750	3	40	43	3.6	15	30	20	4	3	81	6.8

Player Averages

Games Played	Minutes/game	Points/game	FG Pct	3FG Pct	FT Pct	Rebounds/game	Assists/game	Turnovers/game	Assist/Turnover ratio	Steals/game	Blocks/game
12	23.9	6.8	39.0	22.7	75.0	3.6	2.5	1.7	1.5	0.3	0.3

#23 /// FRANKIE FIDLER



Fr. • F • 6-7 • 200 • Bellevue, Neb. (Bellevue West)

CAREER HIGHS

Points: 19 (vs. Western Illinois, 12/22/21)
Rebounds: 6 (vs. Hastings, 11/9/21)
Assists: 4 (vs. Drake, 12/8/21)
Steals: 2 (4x, last vs. SIUE, 11/30/21)
Blocks: 1 (at Ball State, 11/13/21)

NOTING FIDLER

- Three-year letterwinner at Bellevue West
- Averaged 21.2 pts and 6.3 rebs as a senior
- Had three 30-point games as a senior
- First-Team All-Nebraska by the World Herald
- Helped Thunderbirds to a 2020 Class A State Championship

CAREER STATISTICS

				Field Goals		3-Point		F-Throws		Rebounds										Scoring	
SEASON	TEAM	GP-GS	MIN/AVG	FG-FGA	FG%	3FG-3FGA	3FG%	FT-FTA	FT%	OFF	DEF	TOT	AVG	PF-FO	A	TO	BLK	STL		PTS	AVG
2021-22	UNO	12-9	293/24.5	33-78	.423	11-31	.355	26-33	.788	5	30	35	2.9	20-0	23	20	3	10		103	8.6
TOTAL		12-9	293/24.5	33-78	.423	11-31	.355	26-33	.788	5	30	35	2.9	20-0	23	20	3	10		103	8.6


SEASON STATISTICS

Opponent	Date	GS	MIN	Total		3-Pointers		Free throws		Rebounds				Other Stats							
				FG-FGA	PCT	3FG-3FGA	PCT	FT-FTA	PCT	OFF	DEF	TOT	AVG	PF	A	TO	BLK	STL	PTS	AVG	
Hastings	11/09/2021	*	33:28	4-8	.500	1-3	.333	6-6	1.000	1	5	6	6.0	1	0	0	0	0	15	15.0	
at Ball St.	11/13/2021	*	31:57	5-9	.556	2-5	.400	1-1	1.000	0	2	2	4.0	1	3	2	1	2	13	14.0	
at Kansas St.	11/17/2021	*	22:40	1-6	.167	0-1	.000	0-0	.000	0	4	4	4.0	0	3	2	0	0	2	10.0	
at Montana	11/20/2021	*	13:43	0-2	.000	0-1	.000	0-0	.000	0	2	2	3.5	2	1	3	0	0	0	7.5	
at Texas Tech	11/23/2021	*	31:49	2-6	.333	0-3	.000	3-8	.375	0	3	3	3.4	2	3	0	0	2	7	7.4	
at Purdue	11/26/2021	*	23:29	1-5	.200	0-2	.000	0-0	.000	0	2	2	3.2	0	1	2	0	2	2	6.5	
SIUE	11/30/2021	*	18:20	3-6	.500	0-1	.000	0-0	.000	0	0	0	2.7	1	1	2	0	2	6	6.4	
Eastern Wash.	12/04/2021		29:35	4-8	.500	2-4	.500	2-3	.667	1	5	6	3.1	3	3	3	1	1	12	7.1	
Drake	12/08/2021	*	24:16	2-3	.667	1-1	1.000	2-3	.667	1	3	4	3.2	3	4	2	1	1	7	7.1	
at UNLV	12/15/2021		08:42	1-2	.500	0-1	.000	0-0	.000	0	1	1	3.0	2	0	2	0	0	2	6.6	
St. Thomas (MN)	12/20/2021		31:20	6-12	.500	4-6	.667	2-2	1.000	2	2	4	3.1	3	2	2	0	0	18	7.6	
Western Ill.	12/22/2021	*	24:08	4-11	.364	1-3	.333	10-10	1.000	0	1	1	2.9	2	2	0	0	0	19	8.6	
Totals		9	293:27	33-78	.423	11-31	.355	26-33	.788	5	30	35	2.9	20	23	20	3	10	103	8.6	

Player Averages

Games Played	Minutes/ game	Points/ game	FG Pct	3FG Pct	FT Pct	Rebounds/ game	Assists/ game	Turnovers/ game	Assist/Turnover ratio	Steals/ game	Blocks/ game
12	24.5	8.6	42.3	35.5	78.8	2.9	1.9	1.7	1.2	0.8	0.3

#25 /// FELIX LEMETTI



Jr. • G • 6-1 • 190 • Stockholm, Sweden (Fryshuset Gymnasium/Fairfield/Salt Lake City CC)

CAREER HIGHS

Points: 23 (at UNLV, 12/15/21)
 Rebounds: 6 (2x, last vs. TAMCC, 12/11/21)
 Assists: 6 (vs. Western Illinois, 12/22/21)
 Steals: 2 (vs. Hastings, 11/9/21)
 Blocks:

NOTING LEMETTI

- Averaged 5.3 pts and 1.1 rebs as a freshman at Fairfield
- Played at Salt Lake City CC as a sophomore
- Averaged 9.9 pts and 3.0 apg
- Shot 43 percent from long range
- Helped team to a 20-5 record and national tournament appearance

CAREER STATISTICS

				Field Goals		3-Point		F-Throws		Rebounds								Scoring		
SEASON	TEAM	GP-GS	MIN/AVG	FG-FGA	FG%	3FG-3FGA	3FG%	FT-FTA	FT%	OFF	DEF	TOT	AVG	PF-FO	A	TO	BLK	STL	PTS	AVG
2021-22	UNO	13-13	411/31.6	44-108	.407	33-82	.402	19-23	.826	3	49	52	4.0	29-0	33	33	0	10	140	10.8
TOTAL		13-13	411/31.6	44-108	.407	33-82	.402	19-23	.826	3	49	52	4.0	29-0	33	33	0	10	140	10.8

SEASON STATISTICS

Opponent	Date	GS	MIN	Total		3-Pointers		Free throws		Rebounds				PF	A	TO	BLK	STL	PTS	AVG
				FG-FGA	PCT	3FG-3FGA	PCT	FT-FTA	PCT	OFF	DEF	TOT	AVG							
Hastings	11/09/2021	*	32:09	3-7	.429	1-5	.200	0-0	.000	0	4	4	4.0	2	4	2	0	2	7	7.0
at Ball St.	11/13/2021	*	29:51	3-8	.375	2-6	.333	0-0	.000	0	5	5	4.5	3	2	2	0	1	8	7.5
at Kansas St.	11/17/2021	*	29:02	2-8	.250	2-8	.250	0-1	.000	0	2	2	3.7	1	4	0	0	3	6	7.0
at Montana	11/20/2021	*	31:27	4-10	.400	2-3	.667	0-0	.000	1	4	5	4.0	1	2	2	0	1	10	7.8
at Texas Tech	11/23/2021	*	28:18	1-7	.143	1-7	.143	0-0	.000	0	4	4	4.0	2	1	2	0	0	3	6.8
at Purdue	11/26/2021	*	27:20	1-6	.167	1-6	.167	0-0	.000	0	3	3	3.8	0	0	3	0	0	3	6.2
SIUE	11/30/2021	*	29:02	3-7	.429	2-3	.667	0-0	.000	0	2	2	3.6	4	1	5	0	0	8	6.4
Eastern Wash.	12/04/2021	*	33:44	2-6	.333	2-6	.333	3-3	1.000	1	3	4	3.6	1	3	2	0	1	9	6.8
Drake	12/08/2021	*	37:22	5-12	.417	4-7	.571	0-0	.000	0	6	6	3.9	3	2	2	0	0	14	7.6
A&M-Corpus Christi	12/11/2021	*	28:25	3-6	.500	3-6	.500	2-2	1.000	0	6	6	4.1	3	3	4	0	0	11	7.9
at UNLV	12/15/2021	*	34:49	7-10	.700	7-10	.700	2-2	1.000	1	4	5	4.2	3	2	5	0	1	23	9.3
St. Thomas (MN)	12/20/2021	*	33:15	4-7	.571	4-7	.571	4-5	.800	0	1	1	3.9	4	3	2	0	0	16	9.8
Western Ill.	12/22/2021	*	35:54	6-14	.429	2-8	.250	8-10	.800	0	5	5	4.0	2	6	2	0	1	22	10.8
Totals		13	410:38	44-108	.407	33-82	.402	19-23	.826	3	49	52	4.0	29	33	33	0	10	140	10.8

Player Averages

Games Played	Minutes/game	Points/game	FG Pct	3FG Pct	FT Pct	Rebounds/game	Assists/game	Turnovers/game	Assist/Turnover ratio	Steals/game	Blocks/game
13	31.6	10.8	40.7	40.2	82.6	4.0	2.5	2.5	1.0	0.8	0.0

#33 /// AKOL AROP



S0. • F • 6-5 • 203 • Omaha, Neb. (Creighton Prep/Nebraska)

CAREER HIGHS

Points: 10 (vs. TAMCC, 12/11/21)
 Rebounds: 10 (vs. St. Thomas, 12/20/21)
 Assists: 2 (vs. TAMCC, 12/11/21)
 Steals: 2 (at Ball State, 11/13/21)
 Blocks: 2 (2x, last at Montana, 11/20/21)

NOTING AROP

- Played two seasons at Nebraska
- Redshirted in 2020-21
- Three-time All-State selection at Creighton Prep
- Recorded 1,268 pts, 733 rebs, and 162 blocked shots
- 2018 State Championship
- 2019 Gatorade Nebraska Player of the Year
- Averaged 19.4 pts, 10.9 rebs, and 2.6 bpg

CAREER STATISTICS

				Field Goals		3-Point		F-Throws		Rebounds									Scoring	
SEASON	TEAM	GP-GS	MIN/AVG	FG-FGA	FG%	3FG-3FGA	3FG%	FT-FTA	FT%	OFF	DEF	TOT	AVG	PF-FO	A	TO	BLK	STL	PTS	AVG
2019-20	Nebr	21-0	113/5.4	9-16	.563	1-2	.500	3-7	.429	9	19	28	1.3	18-0	1	4	6	6	22	1.0
2021-22	UNO	12-1	165/13.8	19-36	.528	3-8	.375	7-12	.583	7	35	42	3.5	13-0	4	10	8	3	48	4.0
TOTAL FOR UNO		12-1	165/13.8	19-36	.528	3-8	.375	7-12	.583	7	35	42	3.5	13-0	4	10	8	3	48	4.0
TOTAL		33-1	278/8.4	28-52	.538	4-10	.400	10-19	.526	16	54	70	2.1	31-0	5	14	14	9	70	2.1

SEASON STATISTICS

Opponent	Date	GS	MIN	Total		3-Pointers		Free throws		Rebounds										
				FG-FGA	PCT	3FG-3FGA	PCT	FT-FTA	PCT	OFF	DEF	TOT	AVG	PF	A	TO	BLK	STL	PTS	AVG
Hastings	11/09/2021		03:02	0-1	.000	0-0	.000	0-0	.000	0	0	0	0.0	0	0	0	0	0	0	0.0
at Ball St.	11/13/2021		12:17	3-6	.500	0-1	.000	0-0	.000	1	2	3	1.5	0	0	0	0	2	6	3.0
at Kansas St.	11/17/2021		16:41	2-4	.500	1-1	1.000	1-2	.500	1	3	4	2.3	1	0	1	0	1	6	4.0
at Montana	11/20/2021		11:30	2-2	1.000	0-0	.000	0-0	.000	1	2	3	2.5	1	0	0	2	0	4	4.0
at Texas Tech	11/23/2021		13:43	1-3	.333	1-1	1.000	0-0	.000	0	2	2	2.4	2	0	3	0	0	3	3.8
at Purdue	11/26/2021		09:04	1-3	.333	0-2	.000	0-0	.000	1	1	2	2.3	1	0	0	1	0	2	3.5
SIUE	11/30/2021		03:42	0-1	.000	0-0	.000	0-0	.000	0	0	0	2.0	0	0	1	1	0	0	3.0
Eastern Wash.	12/04/2021		07:25	0-0	.000	0-0	.000	2-2	1.000	1	0	1	1.9	1	0	1	0	0	2	2.9
A&M-Corpus Christi	12/11/2021		21:36	3-5	.600	1-1	1.000	3-4	.750	2	4	6	2.3	2	2	3	0	0	10	3.7
at UNLV	12/15/2021		25:45	2-5	.400	0-2	.000	1-3	.333	0	4	4	2.5	0	1	0	0	0	5	3.8
St. Thomas (MN)	12/20/2021		19:08	3-3	1.000	0-0	.000	0-1	.000	0	10	10	3.2	2	0	0	3	0	6	4.0
Western Ill.	12/22/2021	*	21:09	2-3	.667	0-0	.000	0-0	.000	0	7	7	3.5	3	1	1	1	0	4	4.0
Totals		1	165:02	19-36	.528	3-8	.375	7-12	.583	7	35	42	3.5	13	4	10	8	3	48	4.0

Player Averages

Games Played	Minutes/game	Points/game	FG Pct	3FG Pct	FT Pct	Rebounds/game	Assists/game	Turnovers/game	Assist/Turnover ratio	Steals/game	Blocks/game
12	13.8	4.0	52.8	37.5	58.3	3.5	0.3	0.8	0.4	0.3	0.7

#44 /// ISAIAH POOR BEAR-CHANDLER



S0. • F • 6-5 • 203 • Omaha, Neb. (Creighton Prep/Nebraska)

CAREER HIGHS

Points: 10 (vs. Drake, 12/8/21)
Rebounds: 8 (vs. Drake, 12/8/21)
Assists: 2 (vs. Hastings, 11/9/21)
Steals: 1 (vs. Hastings, 11/9/21)
Blocks: 2 (2x, last vs. Drake, 12/8/21)

NOTING POOR BEAR-CHANDLER

- Played three seasons at Wichita State
- Averaged 3.0 ppg and 2.3 rpg as a junior
- Averaged 14.4 ppg and 9.5 rpg at Omaha Central
- Helped team to state quarterfinals
- Second-Team Class A All-State pick

CAREER STATISTICS

				Field Goals		3-Point		F-Throws		Rebounds								Scoring		
SEASON	TEAM	GP-GS	MIN/AVG	FG-FGA	FG%	3FG-3FGA	3FG%	FT-FTA	FT%	OFF	DEF	TOT	AVG	PF-FO	A	TO	BLK	STL	PTS	AVG
2018-19	WSU	31-0	255/8.2	30-60	.500	3-9	.333	19-28	.679	24	35	59	1.9	36-0	9	14	8	4	82	2.6
2019-20	WSU	23-1	207/9.0	18-35	.514	0-4	.000	5-13	.385	20	29	49	2.1	35-0	5	12	7	8	41	1.8
2020-21	WSU	18-0	216/12.0	21-45	.467	4-11	.364	8-15	.533	21	20	41	2.3	31-0	3	7	6	1	54	3.0
2021-22	UNO	4-3	89/22.3	10-24	.417	0-1	.000	10-10	1.000	8	11	19	4.8	6-0	5	6	6	4	30	7.5
TOTAL FOR UNO		4-3	89/22.3	10-24	.417	0-1	.000	10-10	1.000	8	11	19	4.8	6-0	5	6	6	4	30	7.5
TOTAL		76-4	767/10.1	79-164	.482	7-25	.280	42-66	.636	73	95	168	2.2	108-0	22	39	27	17	207	2.7

SEASON STATISTICS

Opponent	Date	GS	MIN	Total		3-Pointers		Free throws		Rebounds											
				FG-FGA	PCT	3FG-3FGA	PCT	FT-FTA	PCT	OFF	DEF	TOT	AVG	PF	A	TO	BLK	STL	PTS	AVG	
Hastings	11/09/2021	*	25:37	3-6	.500	0-0	.000	2-2	1.000	1	2	3	3.0	1	2	2	2	1	8	8.0	
at Ball St.	11/13/2021	*	27:47	3-10	.300	0-1	.000	2-2	1.000	3	3	6	4.5	3	2	1	2	2	8	8.0	
at Kansas St.	11/17/2021	*	14:54	1-3	.333	0-0	.000	2-2	1.000	2	0	2	3.7	2	0	1	0	1	4	6.7	
Drake	12/08/2021		21:02	3-5	.600	0-0	.000	4-4	1.000	2	6	8	4.8	0	1	2	2	0	10	7.5	
Totals		3	89:19	10-24	.417	0-1	.000	10-10	1.000	8	11	19	4.8	6	5	6	6	4	30	7.5	

Player Averages

Games Played	Minutes/ game	Points/ game	FG Pct	3FG Pct	FT Pct	Rebounds/ game	Assists/ game	Turnovers/ game	Assist/Turnover ratio	Steals/ game	Blocks/ game
4	22.3	7.5	41.7	0.0	100.0	4.8	1.3	1.5	0.8	1.0	1.5

2021-22 PHOTO ROSTER




#0 SAM'I ROE
G • Sr. • 6-1 • 180
Atlantic City, N.J.




#1 NICK FERRARINI
G • Sr. • 6-5 • 190
Omaha, Neb.



#2 DARRIUS HUGHES
G/F • Jr. • 6-5 • 230
Kansas City, Mo.



#3 KYLE LUEDTKE
G • Jr. • 6-5 • 190
Omaha, Neb.



#11 LAMEL ROBINSON
G • So. • 6-0 • 160
Riverside, Mo.



#13 WANJANG TUT
F • Sr. • 6-8 • 205
Omaha, Neb.



#14 DYLAN BROUGHAM
C • So. • 6-9 • 195
Riverside, Mo.




#15 GRANT FRICKENSTEIN
G • So. • 6-3 • 170
Fremont, Neb.




#21 DEVIN EVANS
F • Jr. • 6-9 • 200
Conyers, Ga.



#22 MARCO SMITH
G • Sr. • 6-2 • 175
Kansas City, Kan.



#23 FRANKIE FIDLER
F • Fr. • 6-7 • 100
Bellevue, Neb.



#25 FELIX LEMETTI
G • Jr. • 6-1 • 190
Stockholm, Sweden



#33 AKOL AROP
F • So. • 6-5 • 203
Omaha, Neb.



**#44 ISAIAH POOR BEAR
CHANDLER**
F • Sr. • 6-7 • 250
Omaha, Neb.



DERRIN HANSEN
Head Coach
17th Year



PAT EBERHART
Assistant Coach
11th Year



TYLER ERWIN
Assistant Coach
13th Year



JAKE KOCH
Assistant Coach
2nd Year



CALEB BRANDON
Director of Operations
1st Year