

OMAHA HOCKEY

2020-21 MEDIA GUIDE



Everyone
FOR OMAHA

2020-21 OMAHA MAVERICKS



#2
Jason Smallidge
Jr. • D • 6-2 • 193
Eagan, Minn.



#3
Kirby Proctor
So. • D • 6-3 • 197
Okotoks, Alberta



#4
Brandon Scanlin
So. • D • 6-4 • 213
Hamilton, Ontario



#5
John Schuldt
Jr. • D • 6-4 • 216
Minnetonka, Minn.



#7
Nate Knoepke
Sr. • D • 6-3 • 205
Farmington, Minn.



#9
Ryan Brushett
So. • F • 6-0 • 180
Verdun, Quebec



#10
Kevin Conley
Sr. • F • 6-0 • 191
Wausau, Wis.



#11
Nolan Sullivan
So. • F • 5-11 • 203
Eden Prairie, Minn.



#12
Nolan Krenzen
Fr. • F • 5-9 • 180
Duluth, Minn.



#13
Chayse Primeau
Jr. • F • 6-3 • 185
Margate City, N.J.



#16
Martin Sundberg
Sr. • F • 6-4 • 197
Linköping, Sweden



#17
Taylor Ward
Jr. • F • 6-2 • 207
Kelowna, B.C.



#20
Jonny Tychonick
Jr. • D • 6-0 • 187
Calgary, Alberta



#21
Noah Prokop
So. • F • 6-1 • 198
Littleton, Colo.



#22
Jordan Klehr
Sr. • D • 5-10 • 197
Lino Lakes, Minn.



#23
Travis Kothenbeutel
Jr. • F • 5-9 • 177
Sauk Rapids, Minn.



#24
Jimmy Glynn
Fr. • F • 5-10 • 168
Lemont, Ill.



#26
Brock Bremer
Fr. • F • 5-5 • 140
Forest Lake, Minn.



#27
Matt Miller
Fr. • D • 6-2 • 194
Leo, Ind.



#28
Jack Randl
So. • F • 5-10 • 175
Carpentersville, Ill.



#29
Kaden Bohlsen
Fr. • F • 6-3 • 192
Willmar, Minn.



#31
Isaiah Saville
So. • G • 6-1 • 196
Anchorage, Alaska



#35
Jacob Zab
So. • G • 5-9 • 175
Mentor, Ohio



#36
Austin Roden
So. • G • 6-0 • 183
Sidney, B.C.



#40
Tyler Weiss
Jr. • F • 5-10 • 146
Raleigh, N.C.



#44
Jake Harrison
Fr. • D • 5-9 • 179
West Kelowna, B.C.



#45
Joey Abate
So. • F • 6-2 • 188
Bloomingdale, Ill.



#47
Alex Roy
So. • D • 6-7 • 215
Beaumont, Quebec




#48
Josh Boyer
So. • F • 6-3 • 200
Wasilla, Alaska





TABLE OF CONTENTS



INTRODUCTION 1-8
 Table of Contents..... 1
 2020-21 Season Schedule/Quick Facts 2
 Media Information 3
 Numerical Roster/Roster Breakdown 4
 The Maverick Hockey Story.....5-6
 Baxter Arena: The Home of Maverick Hockey..... 7
 Baxter Arena: A Community Asset..... 8

COACHES AND STAFF..... 9-14
 Head Coach Mike Gabinet..... 10
 Assistant Coach Dave Noel-Bernier..... 11
 Assistant Coach Paul Jerrard..... 12
 Support Staff..... 13-14

THE 2020-21 MAVERICKS..... 15-42
 Kevin Conley 16
 Jordan Klehr 17
 Nate Knoepke..... 18
 Martin Sundberg..... 19
 Travis Kothenbeutel 20
 Chayse Primeau..... 21
 John Schuldt 22
 Jason Smallidge 23
 Jonny Tychonick 24
 Taylor Ward 25
 Tyler Weiss 26
 Joey Abate 27
 Josh Boyer 28
 Ryan Brushett 29
 Kirby Proctor 30

Noah Prokop 31
 Jack Randl 32
 Austin Roden..... 33
 Alex Roy 34
 Isaiah Saville 35
 Brandon Scanlin..... 36
 Nolan Sullivan 37
 Jacob Zab 38
 Kaden Bohlsen/Brock Bremer..... 39
 Jimmy Glynn/Jake Harrison..... 40
 Nolan Krenzen/Matt Miller..... 41
 2020-21 Captains/Captain History 42

OPPONENTS 43-46
 2019-20 Opponents 44-45
 NCHC Conference Map 46

2019-20 SEASON IN REVIEW 47-50
 Season Review 48
 Season Results 49
 Season Statistics 50

YEAR-BY-YEAR 51-100
 Moments in Maverick Hockey History..... 51-56
 Year-by-Year History and Results..... 57-100

HISTORY AND RECORDS 101-134
 Season Records 102-103
 Team Season Highs/Lows..... 104
 Individual Single-Game Records - Top 10 105
 Individual and Team Records and Streaks..... 106

Individual Season Records - Top 10 107-108
 Individual Career Records..... 109-110
 Attendance History 110
 All-Time Series Histories..... 111-118
 All-Time Records vs. Opponents 119
 All-Time Letterwinners 120-123
 All-Americans 124-125
 UNO Hall of Fame 125
 All-Time Awards and Honors 126-128
 Team Awards..... 129-130
 Mavericks in the NHL..... 131
 Mavericks in Professional Hockey 132-134

YEARBOOK CREDITS
 The 2020-21 University of Nebraska Omaha Hockey Yearbook was written by Associate Athletic Director for Communications Dave Ahlers and edited by Assistant Athletic Director of New and Emerging Media Bonnie Ryan. Layout designed by Nate Pohlen. Additional fact checking by Frank Wilson. Photography credits and special thanks to Mark Kuhlmann, Mark Tutuny, Richard T. Gagnon, Shannon Valerio, Tim Fitzgerald, Brad Williams Photography and HDR Architecture, Inc.

2020-21 SEASON SCHEDULE

Date	Opponent	Location	Arena	Radio	TV	Game Time/CT
Dec. 1	vs. <i>Colorado College</i> *	<i>Omaha, Neb.</i>	<i>Baxter Arena</i>	<i>1180 AM/The Zone2</i>		<i>3:35 p.m.</i>
Dec. 3	vs. <i>Western Michigan</i> *	<i>Omaha, Neb.</i>	<i>Baxter Arena</i>	<i>1180 AM/The Zone2</i>		<i>7:35 p.m.</i>
Dec. 5	vs. <i>Miami</i> *	<i>Omaha, Neb.</i>	<i>Baxter Arena</i>	<i>1180 AM/The Zone2</i>		<i>4:05 p.m.</i>
Dec. 6	vs. <i>St. Cloud State</i> *	<i>Omaha, Neb.</i>	<i>Baxter Arena</i>	<i>1180 AM/The Zone2</i>		<i>8:05 p.m.</i>
Dec. 9	vs. <i>Colorado College</i> *	<i>Omaha, Neb.</i>	<i>Baxter Arena</i>	<i>1180 AM/The Zone2</i>		<i>7:35 p.m.</i>
Dec. 12	vs. <i>Miami</i> *	<i>Omaha, Neb.</i>	<i>Baxter Arena</i>	<i>1180 AM/The Zone2</i>		<i>4:05 p.m.</i>
Dec. 13	vs. <i>St. Cloud State</i> *	<i>Omaha, Neb.</i>	<i>Baxter Arena</i>	<i>1180 AM/The Zone2</i>		<i>4:05 p.m.</i>
Dec. 16	vs. <i>Minnesota Duluth</i> *	<i>Omaha, Neb.</i>	<i>Baxter Arena</i>	<i>1180 AM/The Zone2</i>		<i>3:35 p.m.</i>
Dec. 18	vs. <i>Western Michigan</i> *	<i>Omaha, Neb.</i>	<i>Baxter Arena</i>	<i>1180 AM/The Zone2</i>		<i>7:35 p.m.</i>
Dec. 20	vs. <i>Minnesota Duluth</i> *	<i>Omaha, Neb.</i>	<i>Baxter Arena</i>	<i>1180 AM/The Zone2</i>		<i>12:05 p.m.</i>
Dec. 31	<i>North Dakota</i> *	<i>Omaha, Neb.</i>	<i>Baxter Arena</i>	<i>1180 AM/The Zone2</i>		<i>6:07 p.m.</i>
Jan. 1	<i>North Dakota</i> *	<i>Omaha, Neb.</i>	<i>Baxter Arena</i>	<i>1180 AM/The Zone2</i>		<i>6:07 p.m.</i>
Jan. 8	at <i>North Dakota</i> *	Grand Forks, N.D.	Ralph Engelstad Arena	1180 AM/The Zone2		7:37 p.m.
Jan. 9	at <i>North Dakota</i> *	Grand Forks, N.D.	Ralph Engelstad Arena	1180 AM/The Zone2		7:07 p.m.
Jan. 15	at <i>Colorado College</i> *	Colorado Springs, Colo.	Broadmoor World Arena	1180 AM/The Zone2		8:37 p.m.
Jan. 16	at <i>Colorado College</i> *	Colorado Springs, Colo.	Broadmoor World Arena	1180 AM/The Zone2		7:07 p.m.
Jan. 21	<i>Denver</i> *	<i>Omaha, Neb.</i>	<i>Baxter Arena</i>	<i>1180 AM/The Zone 2</i>		<i>7:07 p.m.</i>
Jan. 23	<i>Denver</i> *	<i>Omaha, Neb.</i>	<i>Baxter Arena</i>	<i>1180 AM/The Zone 2</i>		<i>6:07 p.m.</i>
Jan. 24	<i>Denver</i> *	<i>Omaha, Neb.</i>	<i>Baxter Arena</i>	<i>1180 AM/The Zone 2</i>		<i>4:07 p.m.</i>
Feb. 4	<i>Colorado College</i> *	<i>Omaha, Neb.</i>	<i>Baxter Arena</i>	<i>1180 AM/The Zone2</i>		<i>7:07 p.m.</i>
Feb. 5	<i>Colorado College</i> *	<i>Omaha, Neb.</i>	<i>Baxter Arena</i>	<i>1180 AM/The Zone2</i>		<i>7:07 p.m.</i>
Feb. 11	at <i>Denver</i> *	Denver, Colo.	Magness Arena	1180 AM/The Zone2		8:07 p.m.
Feb. 13	at <i>Denver</i> *	Denver, Colo.	Magness Arena	1180 AM/The Zone2		8:07 p.m.
Feb. 14	at <i>Denver</i> *	Denver, Colo.	Magness Arena	1180 AM/The Zone2		5:07 p.m.
Feb. 26	<i>North Dakota</i> *	<i>Omaha, Neb.</i>	<i>Baxter Arena</i>	<i>1180 AM/The Zone2</i>		<i>7:07 p.m.</i>
March 5	at <i>North Dakota</i> *	Grand Forks, N.D.	Ralph Engelstad Arena	1180 AM/The Zone2		7:37 p.m.
March 12-14	NCHC Playoffs (First Round)	Grand Forks, N.D.	Ralph Engelstad Arena	1180 AM/The Zone2		TBA
March 19	NCHC Playoffs (Semifinals)	Grand Forks, N.D.	Ralph Engelstad Arena	1180 AM/The Zone 2	CBSSN	3/8 p.m.
March 20	NCHC Playoffs (Final)	Grand Forks, N.D.	Ralph Engelstad Arena	1180 AM/The Zone 2	CBSSN	7:37 p.m.
March 26-27	NCAA Northeast/Midwest Regionals	Bridgeport, Ct./ Fargo, N.D.	Webster Bank Arena/ Scheels Arena		ESPN	TBA
March 27-28	NCAA East/West Regionals	Albany, N.Y./Loveland, Colo.	Times Union Center/ Budweiser Events Center		ESPN	TBA
April 8	NCAA Frozen Four (Semifinals)	Pittsburgh, Pa.	PPG Paints Arena		ESPN	TBA
April 10	NCAA Frozen Four (Final)	Pittsburgh, Pa.	PPG Paints Arena		ESPN	TBA

All games and times are Central and subject to change • Check OMavs.com for schedule changes • * National Collegiate Hockey Conference game

Italics - Game played in NCHC Pod at Baxter Arena • **Designated home team** • *Designated away team*

CBSSN - CBS Sports Network broadcast • ESPN - ESPN broadcast

UNIVERSITY OF NEBRASKA OMAHA QUICK FACTS

SCHOOL INFORMATION

Location: Omaha, Neb.
 Founded: 1908
 Enrollment: 15,892
 Nickname: Mavericks
 Colors: Crimson and Black
 Conference: NCHC
 Athletic Dept. Phone: (402) 554-2305
 Address: 6001 Dodge St., Omaha, NE 68182

ADMINISTRATION

Chancellor: Dr. Jeffrey Gold
 Vice Chancellor for Athletics: Trev Alberts
 Executive Associate AD: Brent Meyer
 Associate AD/SWA: Lindsey Ekwerekwu
 Associate AD/Hockey: Mike Kemp
 AD Emerita: Connie Claussen
 NCAA Faculty Rep: Dr. William Wakefield

TEAM INFORMATION

Head Coach: Mike Gabinet (4th year)
 Alma Mater: Omaha, 2004
 Record at UNO: 40-58-10 (Three years)
 Career Record: 40-58-10
 Assistant Coach: Dave Noel-Bernier (4th year)
 Assistant Coach: Paul Jerrard (3rd year)
 Hockey Ops: Jake McKamey (2nd year)
 2019-20 Overall Record: 14-17-5
 2019-20 NCHC Record (Place): 8-13-3-0/0 (6th)
 Letterwinners Returning/Lost: 21/5

COMMUNICATIONS

Associate Athletic Director: Dave Ahlers
 Email: dahlers@omavs.com
 Office Phone: (402) 554-3387
 Website: OMavs.com
 Assistant Athletic Director: Bonnie Ryan
 Assistant Director: Jared Meister
 Assistant Director: Kayla Peterson
 Arena (Capacity): Baxter Arena (7,898)
 Dimensions: 200 x 85
 Press Box Phone: (402) 554-6225



MEDIA INFORMATION

COVERING THE MAVERICKS

The Omaha communications staff is interested in helping members of the media cover Maverick athletic programs. Photos, information, statistics and travel plans are available through the communications department.

INTERVIEWS

All interviews must be arranged through the UNO communications office at least 24 hours in advance. Generally, the best time to interview student-athletes is directly before or after afternoon practices. No player interviews are allowed before contests on game days unless arrangements are made in advance. Post game, all players and coaches will be available for interviews after a brief cooling-off period. Please contact a communications representative in the press box to arrange postgame interviews.

MEDIA ACCESS

All requests for working press credentials and photo passes for UNO athletic events should be directed to the UNO communications department.

RADIO AND TELEVISION

A phone line or Ethernet connection will be made available at UNO athletic events for visiting radio stations to broadcast UNO home games. Press box credentials for radio or television should be requested at least one week prior to each game. Anyone interested in covering a game and/or practice should contact the communications office at least 24 hours in advance.

MEDIA SERVICES

Game notes, rosters, and up-to-date results and statistics will be available at the press area to working members of the media at each Maverick home game. Wireless

internet is available throughout the UNO campus and at Baxter Arena. Wired connections also can be arranged. An official NCAA box score and play-by-play will be available approximately 10 to 15 minutes following the conclusion of each game.

COMMUNICATIONS OFFICE

The UNO communications offices are located on the second floor of the Sapp Fieldhouse in rooms 240, 242 and 244. The Sapp Fieldhouse is located in the heart of the UNO campus adjacent to Caniglia Field and the Health, Physical Education and Recreation (HPER) Building.

COMMUNICATIONS STAFF DIRECTORY

Associate Athletic Director: Dave Ahlers
 Phone (402) 554-3387
 Email..... dahlers@omavs.com

Assistant Athletic Director: Bonnie Ryan
 Phone (402) 554-3267
 Email..... bryan@omavs.com

Assistant Director: Jared Meister
 Phone (402) 380-5291
 Email..... jaredmeister@omavs.com

Assistant Director: TBA
 Phone
 Email.....

OMAHA HOCKEY SOCIAL MEDIA



Follow the Mavericks through social media:

Facebook: /OMavs

Twitter: @OmahaHKY

Instagram: @OMavs, @OmahaHKY

OMAHA HOCKEY MEDIA DIRECTORY

PRINT MEDIA

Omaha World-Herald
 Mike Patterson
 14th and Dodge Streets
 Omaha, NE 68102
 (402) 444-1000
 Fax: (402) 344-3343

KOIL Radio - 1290 AM
 5011 Capitol
 Omaha, NE 68132
 (402) 342-2000
 Fax: (402) 342-7041

UNO Gateway

Jordan McAlpine
 University of Nebraska Omaha
 Omaha, NE 68182
 (402) 554-2470
 Fax: (402) 554-2735

KFAB Radio - 1110 AM
 Terry Leahy
 5010 Underwood Ave.
 Omaha, NE 68132
 (402) 556-5060
 Fax: (402) 556-5791

Lincoln Journal Star

926 P Street
 Lincoln, NE 68508
 (402) 473-7431
 Fax: (402) 473-7291

KVNO-FM Radio
 CPACS 200
 UNO
 Omaha, NE 68182
 (402) 554-2716
 Fax (402) 554-2440

Bellevue Leader

604 Fort Crook Road
 Bellevue, NE 68005
 (402) 733-7300

TELEVISION
KMTV Ch. 3 (CBS)
 Adam Kruger
 10714 Mockingbird Drive
 Omaha, NE 68127
 (402) 593-2705/2706
 Fax: (402) 592-4714

Council Bluffs Nonpareil

117 Pearl Street
 Council Bluffs, IA 51503
 (712) 328-1811
 Fax: (712) 328-1597

WOWT Ch. 6 (NBC)
 Joe Nugent, Sports Director
 3501 Farnam Street
 Omaha, NE 68131
 (402) 233-7940
 Fax: (402) 233-7888

WIRE SERVICES

Associated Press
 909 N. 96th St., Suite 104
 Omaha, NE 68114-2508
 (402) 391-0031
 Fax: (402) 391-1412

KETV Ch. 7 (ABC)
 Andy Kendeigh, Sports Director
 27th & Douglas Streets
 Omaha, NE 68131
 (402) 978-8957
 Fax: (402) 978-8931

ESPN/SportsTicker

Harbor Financial Center
 600 Plaza Two
 Jersey City, NJ 07311
 (800) 367-8935
 Fax: (800) 336-0383

NETV
 Joe Turco, Producer
 1800 N. 33rd Street
 Lincoln, NE 68588-0747
 (402) 472-3611
 Fax: (402) 472-1785

RADIO

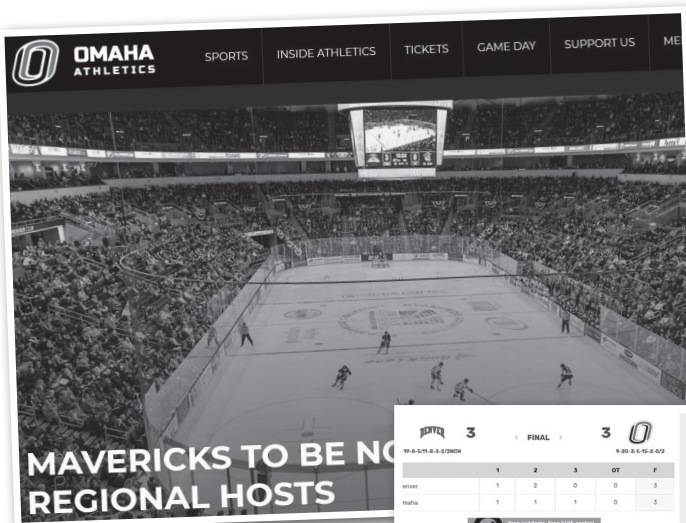
The Zone - 1620/1180 AM
 Gary Sharp, Sports Director
 5011 Capitol
 Omaha, NE 68132
 (402) 342-2000
 Fax: (402) 342-7041

CONFERENCE

NCHC
 Michael Weisman
 The Copper Building
 1631 Mesa Ave., Suite C
 Colorado Springs, CO 80906
 (719) 203-6818
 Fax: (719) 645-8206

AM 590 ESPN Omaha

Nick Handley
 10714 Mockingbird Dr.
 Omaha, NE 68127
 (402) 592-5300



Log on for links to...

- Game and season tickets
- Live video
- Live audio
- Live stats
- Social media

As well as...

- Complete game recaps
- Video highlights and features
- Photo galleries
- Upcoming schedules
- Updated statistics

Game Details		Latest Plays		Team Stats					
1	2	3	OT	F	1	2	3	OT	F
0	1	2	0	0	3	3	0	0	0
1	1	1	1	0	3	5	0	0	0
Scoring Plays		Game Details		Latest Plays		Team Stats			
1:41 OGG Goal by OMAHA Kevin Conroy (POWER PLAY) Assisted by Tyler Weiss. Goal number 5 for season.		1:41 OGG Goal by OMAHA Kevin Conroy (POWER PLAY) Assisted by Tyler Weiss. Goal number 5 for season.		1:41 OGG Goal by OMAHA Kevin Conroy (POWER PLAY) Assisted by Tyler Weiss. Goal number 5 for season.		1:41 OGG Goal by OMAHA Kevin Conroy (POWER PLAY) Assisted by Tyler Weiss. Goal number 5 for season.			
1:12 OGG Goal by OMAHA Kevin Conroy (POWER PLAY) Assisted by Ryan Jones. Goal number 4 for season.		1:12 OGG Goal by OMAHA Kevin Conroy (POWER PLAY) Assisted by Ryan Jones. Goal number 4 for season.		1:12 OGG Goal by OMAHA Kevin Conroy (POWER PLAY) Assisted by Ryan Jones. Goal number 4 for season.		1:12 OGG Goal by OMAHA Kevin Conroy (POWER PLAY) Assisted by Ryan Jones. Goal number 4 for season.			
1:00 OGG Goal by OMAHA Kevin Conroy (POWER PLAY) Assisted by Ryan Jones. Goal number 3 for season.		1:00 OGG Goal by OMAHA Kevin Conroy (POWER PLAY) Assisted by Ryan Jones. Goal number 3 for season.		1:00 OGG Goal by OMAHA Kevin Conroy (POWER PLAY) Assisted by Ryan Jones. Goal number 3 for season.		1:00 OGG Goal by OMAHA Kevin Conroy (POWER PLAY) Assisted by Ryan Jones. Goal number 3 for season.			
0:58 OGG Goal by OMAHA Kevin Conroy (POWER PLAY) Assisted by Ryan Jones. Goal number 2 for season.		0:58 OGG Goal by OMAHA Kevin Conroy (POWER PLAY) Assisted by Ryan Jones. Goal number 2 for season.		0:58 OGG Goal by OMAHA Kevin Conroy (POWER PLAY) Assisted by Ryan Jones. Goal number 2 for season.		0:58 OGG Goal by OMAHA Kevin Conroy (POWER PLAY) Assisted by Ryan Jones. Goal number 2 for season.			
0:56 OGG Goal by OMAHA Kevin Conroy (POWER PLAY) Assisted by Ryan Jones. Goal number 1 for season.		0:56 OGG Goal by OMAHA Kevin Conroy (POWER PLAY) Assisted by Ryan Jones. Goal number 1 for season.		0:56 OGG Goal by OMAHA Kevin Conroy (POWER PLAY) Assisted by Ryan Jones. Goal number 1 for season.		0:56 OGG Goal by OMAHA Kevin Conroy (POWER PLAY) Assisted by Ryan Jones. Goal number 1 for season.			
0:54 OGG Goal by OMAHA Kevin Conroy (POWER PLAY) Assisted by Ryan Jones. Goal number 0 for season.		0:54 OGG Goal by OMAHA Kevin Conroy (POWER PLAY) Assisted by Ryan Jones. Goal number 0 for season.		0:54 OGG Goal by OMAHA Kevin Conroy (POWER PLAY) Assisted by Ryan Jones. Goal number 0 for season.		0:54 OGG Goal by OMAHA Kevin Conroy (POWER PLAY) Assisted by Ryan Jones. Goal number 0 for season.			
0:52 OGG Goal by OMAHA Kevin Conroy (POWER PLAY) Assisted by Ryan Jones. Goal number 0 for season.		0:52 OGG Goal by OMAHA Kevin Conroy (POWER PLAY) Assisted by Ryan Jones. Goal number 0 for season.		0:52 OGG Goal by OMAHA Kevin Conroy (POWER PLAY) Assisted by Ryan Jones. Goal number 0 for season.		0:52 OGG Goal by OMAHA Kevin Conroy (POWER PLAY) Assisted by Ryan Jones. Goal number 0 for season.			
0:50 OGG Goal by OMAHA Kevin Conroy (POWER PLAY) Assisted by Ryan Jones. Goal number 0 for season.		0:50 OGG Goal by OMAHA Kevin Conroy (POWER PLAY) Assisted by Ryan Jones. Goal number 0 for season.		0:50 OGG Goal by OMAHA Kevin Conroy (POWER PLAY) Assisted by Ryan Jones. Goal number 0 for season.		0:50 OGG Goal by OMAHA Kevin Conroy (POWER PLAY) Assisted by Ryan Jones. Goal number 0 for season.			
0:48 OGG Goal by OMAHA Kevin Conroy (POWER PLAY) Assisted by Ryan Jones. Goal number 0 for season.		0:48 OGG Goal by OMAHA Kevin Conroy (POWER PLAY) Assisted by Ryan Jones. Goal number 0 for season.		0:48 OGG Goal by OMAHA Kevin Conroy (POWER PLAY) Assisted by Ryan Jones. Goal number 0 for season.		0:48 OGG Goal by OMAHA Kevin Conroy (POWER PLAY) Assisted by Ryan Jones. Goal number 0 for season.			
0:46 OGG Goal by OMAHA Kevin Conroy (POWER PLAY) Assisted by Ryan Jones. Goal number 0 for season.		0:46 OGG Goal by OMAHA Kevin Conroy (POWER PLAY) Assisted by Ryan Jones. Goal number 0 for season.		0:46 OGG Goal by OMAHA Kevin Conroy (POWER PLAY) Assisted by Ryan Jones. Goal number 0 for season.		0:46 OGG Goal by OMAHA Kevin Conroy (POWER PLAY) Assisted by Ryan Jones. Goal number 0 for season.			
0:44 OGG Goal by OMAHA Kevin Conroy (POWER PLAY) Assisted by Ryan Jones. Goal number 0 for season.		0:44 OGG Goal by OMAHA Kevin Conroy (POWER PLAY) Assisted by Ryan Jones. Goal number 0 for season.		0:44 OGG Goal by OMAHA Kevin Conroy (POWER PLAY) Assisted by Ryan Jones. Goal number 0 for season.		0:44 OGG Goal by OMAHA Kevin Conroy (POWER PLAY) Assisted by Ryan Jones. Goal number 0 for season.			
0:42 OGG Goal by OMAHA Kevin Conroy (POWER PLAY) Assisted by Ryan Jones. Goal number 0 for season.		0:42 OGG Goal by OMAHA Kevin Conroy (POWER PLAY) Assisted by Ryan Jones. Goal number 0 for season.		0:42 OGG Goal by OMAHA Kevin Conroy (POWER PLAY) Assisted by Ryan Jones. Goal number 0 for season.		0:42 OGG Goal by OMAHA Kevin Conroy (POWER PLAY) Assisted by Ryan Jones. Goal number 0 for season.			
0:40 OGG Goal by OMAHA Kevin Conroy (POWER PLAY) Assisted by Ryan Jones. Goal number 0 for season.		0:40 OGG Goal by OMAHA Kevin Conroy (POWER PLAY) Assisted by Ryan Jones. Goal number 0 for season.		0:40 OGG Goal by OMAHA Kevin Conroy (POWER PLAY) Assisted by Ryan Jones. Goal number 0 for season.		0:40 OGG Goal by OMAHA Kevin Conroy (POWER PLAY) Assisted by Ryan Jones. Goal number 0 for season.			
0:38 OGG Goal by OMAHA Kevin Conroy (POWER PLAY) Assisted by Ryan Jones. Goal number 0 for season.		0:38 OGG Goal by OMAHA Kevin Conroy (POWER PLAY) Assisted by Ryan Jones. Goal number 0 for season.		0:38 OGG Goal by OMAHA Kevin Conroy (POWER PLAY) Assisted by Ryan Jones. Goal number 0 for season.		0:38 OGG Goal by OMAHA Kevin Conroy (POWER PLAY) Assisted by Ryan Jones. Goal number 0 for season.			
0:36 OGG Goal by OMAHA Kevin Conroy (POWER PLAY) Assisted by Ryan Jones. Goal number 0 for season.		0:36 OGG Goal by OMAHA Kevin Conroy (POWER PLAY) Assisted by Ryan Jones. Goal number 0 for season.		0:36 OGG Goal by OMAHA Kevin Conroy (POWER PLAY) Assisted by Ryan Jones. Goal number 0 for season.		0:36 OGG Goal by OMAHA Kevin Conroy (POWER PLAY) Assisted by Ryan Jones. Goal number 0 for season.			
0:34 OGG Goal by OMAHA Kevin Conroy (POWER PLAY) Assisted by Ryan Jones. Goal number 0 for season.		0:34 OGG Goal by OMAHA Kevin Conroy (POWER PLAY) Assisted by Ryan Jones. Goal number 0 for season.		0:34 OGG Goal by OMAHA Kevin Conroy (POWER PLAY) Assisted by Ryan Jones. Goal number 0 for season.		0:34 OGG Goal by OMAHA Kevin Conroy (POWER PLAY) Assisted by Ryan Jones. Goal number 0 for season.			
0:32 OGG Goal by OMAHA Kevin Conroy (POWER PLAY) Assisted by Ryan Jones. Goal number 0 for season.		0:32 OGG Goal by OMAHA Kevin Conroy (POWER PLAY) Assisted by Ryan Jones. Goal number 0 for season.		0:32 OGG Goal by OMAHA Kevin Conroy (POWER PLAY) Assisted by Ryan Jones. Goal number 0 for season.		0:32 OGG Goal by OMAHA Kevin Conroy (POWER PLAY) Assisted by Ryan Jones. Goal number 0 for season.			
0:30 OGG Goal by OMAHA Kevin Conroy (POWER PLAY) Assisted by Ryan Jones. Goal number 0 for season.		0:30 OGG Goal by OMAHA Kevin Conroy (POWER PLAY) Assisted by Ryan Jones. Goal number 0 for season.		0:30 OGG Goal by OMAHA Kevin Conroy (POWER PLAY) Assisted by Ryan Jones. Goal number 0 for season.		0:30 OGG Goal by OMAHA Kevin Conroy (POWER PLAY) Assisted by Ryan Jones. Goal number 0 for season.			
0:28 OGG Goal by OMAHA Kevin Conroy (POWER PLAY) Assisted by Ryan Jones. Goal number 0 for season.		0:28 OGG Goal by OMAHA Kevin Conroy (POWER PLAY) Assisted by Ryan Jones. Goal number 0 for season.		0:28 OGG Goal by OMAHA Kevin Conroy (POWER PLAY) Assisted by Ryan Jones. Goal number 0 for season.		0:28 OGG Goal by OMAHA Kevin Conroy (POWER PLAY) Assisted by Ryan Jones. Goal number 0 for season.			
0:26 OGG Goal by OMAHA Kevin Conroy (POWER PLAY) Assisted by Ryan Jones. Goal number 0 for season.		0:26 OGG Goal by OMAHA Kevin Conroy (POWER PLAY) Assisted by Ryan Jones. Goal number 0 for season.		0:26 OGG Goal by OMAHA Kevin Conroy (POWER PLAY) Assisted by Ryan Jones. Goal number 0 for season.		0:26 OGG Goal by OMAHA Kevin Conroy (POWER PLAY) Assisted by Ryan Jones. Goal number 0 for season.			
0:24 OGG Goal by OMAHA Kevin Conroy (POWER PLAY) Assisted by Ryan Jones. Goal number 0 for season.		0:24 OGG Goal by OMAHA Kevin Conroy (POWER PLAY) Assisted by Ryan Jones. Goal number 0 for season.		0:24 OGG Goal by OMAHA Kevin Conroy (POWER PLAY) Assisted by Ryan Jones. Goal number 0 for season.		0:24 OGG Goal by OMAHA Kevin Conroy (POWER PLAY) Assisted by Ryan Jones. Goal number 0 for season.			
0:22 OGG Goal by OMAHA Kevin Conroy (POWER PLAY) Assisted by Ryan Jones. Goal number 0 for season.		0:22 OGG Goal by OMAHA Kevin Conroy (POWER PLAY) Assisted by Ryan Jones. Goal number 0 for season.		0:22 OGG Goal by OMAHA Kevin Conroy (POWER PLAY) Assisted by Ryan Jones. Goal number 0 for season.		0:22 OGG Goal by OMAHA Kevin Conroy (POWER PLAY) Assisted by Ryan Jones. Goal number 0 for season.			
0:20 OGG Goal by OMAHA Kevin Conroy (POWER PLAY) Assisted by Ryan Jones. Goal number 0 for season.		0:20 OGG Goal by OMAHA Kevin Conroy (POWER PLAY) Assisted by Ryan Jones. Goal number 0 for season.		0:20 OGG Goal by OMAHA Kevin Conroy (POWER PLAY) Assisted by Ryan Jones. Goal number 0 for season.		0:20 OGG Goal by OMAHA Kevin Conroy (POWER PLAY) Assisted by Ryan Jones. Goal number 0 for season.			
0:18 OGG Goal by OMAHA Kevin Conroy (POWER PLAY) Assisted by Ryan Jones. Goal number 0 for season.		0:18 OGG Goal by OMAHA Kevin Conroy (POWER PLAY) Assisted by Ryan Jones. Goal number 0 for season.		0:18 OGG Goal by OMAHA Kevin Conroy (POWER PLAY) Assisted by Ryan Jones. Goal number 0 for season.		0:18 OGG Goal by OMAHA Kevin Conroy (POWER PLAY) Assisted by Ryan Jones. Goal number 0 for season.			
0:16 OGG Goal by OMAHA Kevin Conroy (POWER PLAY) Assisted by Ryan Jones. Goal number 0 for season.		0:16 OGG Goal by OMAHA Kevin Conroy (POWER PLAY) Assisted by Ryan Jones. Goal number 0 for season.		0:16 OGG Goal by OMAHA Kevin Conroy (POWER PLAY) Assisted by Ryan Jones. Goal number 0 for season.		0:16 OGG Goal by OMAHA Kevin Conroy (POWER PLAY) Assisted by Ryan Jones. Goal number 0 for season.			
0:14 OGG Goal by OMAHA Kevin Conroy (POWER PLAY) Assisted by Ryan Jones. Goal number 0 for season.		0:14 OGG Goal by OMAHA Kevin Conroy (POWER PLAY) Assisted by Ryan Jones. Goal number 0 for season.		0:14 OGG Goal by OMAHA Kevin Conroy (POWER PLAY) Assisted by Ryan Jones. Goal number 0 for season.		0:14 OGG Goal by OMAHA Kevin Conroy (POWER PLAY) Assisted by Ryan Jones. Goal number 0 for season.			
0:12 OGG Goal by OMAHA Kevin Conroy (POWER PLAY) Assisted by Ryan Jones. Goal number 0 for season.		0:12 OGG Goal by OMAHA Kevin Conroy (POWER PLAY) Assisted by Ryan Jones. Goal number 0 for season.		0:12 OGG Goal by OMAHA Kevin Conroy (POWER PLAY) Assisted by Ryan Jones. Goal number 0 for season.		0:12 OGG Goal by OMAHA Kevin Conroy (POWER PLAY) Assisted by Ryan Jones. Goal number 0 for season.			
0:10 OGG Goal by OMAHA Kevin Conroy (POWER PLAY) Assisted by Ryan Jones. Goal number 0 for season.		0:10 OGG Goal by OMAHA Kevin Conroy (POWER PLAY) Assisted by Ryan Jones. Goal number 0 for season.		0:10 OGG Goal by OMAHA Kevin Conroy (POWER PLAY) Assisted by Ryan Jones. Goal number 0 for season.		0:10 OGG Goal by OMAHA Kevin Conroy (POWER PLAY) Assisted by Ryan Jones. Goal number 0 for season.			
0:08 OGG Goal by OMAHA Kevin Conroy (POWER PLAY) Assisted by Ryan Jones. Goal number 0 for season.		0:08 OGG Goal by OMAHA Kevin Conroy (POWER PLAY) Assisted by Ryan Jones. Goal number 0 for season.		0:08 OGG Goal by OMAHA Kevin Conroy (POWER PLAY) Assisted by Ryan Jones. Goal number 0 for season.		0:08 OGG Goal by OMAHA Kevin Conroy (POWER PLAY) Assisted by Ryan Jones. Goal number 0 for season.			
0:06 OGG Goal by OMAHA Kevin Conroy (POWER PLAY) Assisted by Ryan Jones. Goal number 0 for season.		0:06 OGG Goal by OMAHA Kevin Conroy (POWER PLAY) Assisted by Ryan Jones. Goal number 0 for season.		0:06 OGG Goal by OMAHA Kevin Conroy (POWER PLAY) Assisted by Ryan Jones. Goal number 0 for season.		0:06 OGG Goal by OMAHA Kevin Conroy (POWER PLAY) Assisted by Ryan Jones. Goal number 0 for season.			
0:04 OGG Goal by OMAHA Kevin Conroy (POWER PLAY) Assisted by Ryan Jones. Goal number 0 for season.		0:04 OGG Goal by OMAHA Kevin Conroy (POWER PLAY) Assisted by Ryan Jones. Goal number 0 for season.		0:04 OGG Goal by OMAHA Kevin Conroy (POWER PLAY) Assisted by Ryan Jones. Goal number 0 for season.		0:04 OGG Goal by OMAHA Kevin Conroy (POWER PLAY) Assisted by Ryan Jones. Goal number 0 for season.			
0:02 OGG Goal by OMAHA Kevin Conroy (POWER PLAY) Assisted by Ryan Jones. Goal number 0 for season.		0:02 OGG Goal by OMAHA Kevin Conroy (POWER PLAY) Assisted by Ryan Jones. Goal number 0 for season.		0:02 OGG Goal by OMAHA Kevin Conroy (POWER PLAY) Assisted by Ryan Jones. Goal number 0 for season.		0:02 OGG Goal by OMAHA Kevin Conroy (POWER PLAY) Assisted by Ryan Jones. Goal number 0 for season.			
0:00 OGG Goal by OMAHA Kevin Conroy (POWER PLAY) Assisted by Ryan Jones. Goal number 0 for season.		0:00 OGG Goal by OMAHA Kevin Conroy (POWER PLAY) Assisted by Ryan Jones. Goal number 0 for season.		0:00 OGG Goal by OMAHA Kevin Conroy (POWER PLAY) Assisted by Ryan Jones. Goal number 0 for season.		0:00 OGG Goal by OMAHA Kevin Conroy (POWER PLAY) Assisted by Ryan Jones. Goal number 0 for season.			
0:00 OGG Goal by OMAHA Kevin Conroy (POWER PLAY) Assisted by Ryan Jones. Goal number 0 for season.		0:00 OGG Goal by OMAHA Kevin Conroy (POWER PLAY) Assisted by Ryan Jones. Goal number 0 for season.		0:00 OGG Goal by OMAHA Kevin Conroy (POWER PLAY) Assisted by Ryan Jones. Goal number 0 for season.		0:00 OGG Goal by OMAHA Kevin Conroy (POWER PLAY) Assisted by Ryan Jones. Goal number 0 for season.			
0:00 OGG Goal by OMAHA Kevin Conroy (POWER PLAY) Assisted by Ryan Jones. Goal number 0 for season.		0:00 OGG Goal by OMAHA Kevin Conroy (POWER PLAY) Assisted by Ryan Jones. Goal number 0 for season.		0:00 OGG Goal by OMAHA Kevin Conroy (POWER PLAY) Assisted by Ryan Jones. Goal number 0 for season.		0:00 OGG Goal by OMAHA Kevin Conroy (POWER PLAY) Assisted by Ryan Jones. Goal number 0 for season.			
0:00 OGG Goal by OMAHA Kevin Conroy (POWER PLAY) Assisted by Ryan Jones. Goal number 0 for season.		0:00 OGG Goal by OMAHA Kevin Conroy (POWER PLAY) Assisted by Ryan Jones. Goal number 0 for season.		0:00 OGG Goal by OMAHA Kevin Conroy (POWER PLAY) Assisted by Ryan Jones. Goal number 0 for season.		0:00 OGG Goal by OMAHA Kevin Conroy (POWER PLAY) Assisted by Ryan Jones. Goal number 0 for season.			
0:00 OGG Goal by OMAHA Kevin Conroy (POWER PLAY) Assisted by Ryan Jones. Goal number 0 for season.		0:00 OGG Goal by OMAHA Kevin Conroy (POWER PLAY) Assisted by Ryan Jones. Goal number 0 for season.		0:00 OGG Goal by OMAHA Kevin Conroy (POWER PLAY) Assisted by Ryan Jones. Goal number 0 for season.		0:00 OGG Goal by OMAHA Kevin Conroy (POWER PLAY) Assisted by Ryan Jones. Goal number 0 for season.			
0:00 OGG Goal by OMAHA Kevin Conroy (POWER PLAY) Assisted by Ryan Jones. Goal number 0 for season.		0:00 OGG Goal by OMAHA Kevin Conroy (POWER PLAY) Assisted by Ryan Jones. Goal number 0 for season.		0:00 OGG Goal by OMAHA Kevin Conroy (POWER PLAY) Assisted by Ryan Jones. Goal number 0 for season.		0:00 OGG Goal by OMAHA Kevin Conroy (POWER PLAY) Assisted by Ryan Jones. Goal number 0 for season.			
0:00 OGG Goal by OMAHA Kevin Conroy (POWER PLAY) Assisted by Ryan Jones. Goal number 0 for season.		0:00 OGG Goal by OMAHA Kevin Conroy (POWER PLAY) Assisted by Ryan Jones. Goal number 0 for season.		0:00 OGG Goal by OMAHA Kevin Conroy (POWER PLAY) Assisted by Ryan Jones. Goal number 0 for season.		0:00 OGG Goal by OMAHA Kevin Conroy (POWER PLAY) Assisted by Ryan Jones. Goal number 0 for season.			
0:00 OGG Goal by OMAHA Kevin Conroy (POWER PLAY) Assisted by Ryan Jones. Goal number 0 for season.		0:00 OGG Goal by OMAHA Kevin Conroy (POWER PLAY) Assisted by Ryan Jones. Goal number 0 for season.		0:00 OGG Goal by OMAHA Kevin Conroy (POWER PLAY) Assisted by Ryan Jones. Goal number 0 for season.		0:00 OGG Goal by OMAHA Kevin Conroy (POWER PLAY) Assisted by Ryan Jones. Goal number 0 for season.			
0:00 OGG Goal by OMAHA Kevin Conroy (POWER PLAY) Assisted by Ryan Jones. Goal number 0 for season.		0:00 OGG Goal by OMAHA Kevin Conroy (POWER PLAY) Assisted by Ryan Jones. Goal number 0 for season.		0:00 OGG Goal by OMAHA Kevin Conroy (POWER PLAY) Assisted by Ryan Jones. Goal number 0 for season.		0:00 OGG Goal by OMAHA Kevin Conroy (POWER PLAY) Assisted by Ryan Jones. Goal number 0 for season.			
0:00 OGG Goal by OMAHA Kevin Conroy (POWER PLAY) Assisted by Ryan Jones. Goal number 0 for season.		0:00 OGG Goal by OMAHA Kevin Conroy (POWER PLAY) Assisted by Ryan Jones. Goal number 0 for season.		0:00 OGG Goal by OMAHA Kevin Conroy (POWER PLAY) Assisted by Ryan Jones. Goal number 0 for season.		0:00 OGG Goal by OMAHA Kevin Conroy (POWER PLAY) Assisted by Ryan Jones. Goal number 0 for season.			
0:00 OGG Goal by OMAHA Kevin Conroy (POWER PLAY) Assisted by Ryan Jones. Goal number 0 for season.		0:00 OGG Goal by OMAHA Kevin Conroy (POWER PLAY) Assisted by Ryan Jones. Goal number 0 for season.		0:00 OGG Goal by OMAHA Kevin Conroy (POWER PLAY) Assisted by Ryan Jones. Goal number 0 for season.		0:00 OGG Goal by OMAHA Kevin Conroy (POWER PLAY) Assisted by Ryan Jones. Goal number 0 for season.			
0:00 OGG Goal by OMAHA Kevin Conroy (POWER PLAY) Assisted by Ryan Jones. Goal number 0 for season.		0:00 OGG Goal by OMAHA Kevin Conroy (POWER PLAY) Assisted by Ryan Jones. Goal number 0 for season.		0:00 OGG Goal by OMAHA Kevin Conroy (POWER PLAY) Assisted by Ryan Jones. Goal number 0 for season.		0:00 OGG Goal by OMAHA Kevin Conroy (POWER PLAY) Assisted by Ryan Jones. Goal number 0 for season.			
0:00 OGG Goal by OMAHA Kevin Conroy (POWER PLAY) Assisted by Ryan Jones. Goal number 0 for season.		0:00 OGG Goal by OMAHA Kevin Conroy (POWER PLAY) Assisted by Ryan Jones. Goal number 0 for season.		0:00 OGG Goal by OMAHA Kevin					

2020-21 ROSTER

No.	Name	NHL	Pos.	Ht.	Wt.	Cl.	Sh./C	Birthdate	Hometown	Previous Team	Pronunciation
2	Jason Smallidge		D	6-2	193	Jr.	R	5/20/1998	Eagan, Minn.	Central Ill./Youngstown (USHL)	
3	Kirby Proctor		D	6-3	197	So.	L	4/20/2001	Okotoks, Alberta	Des Moines (USHL)	
4	Brandon Scanlin		D	6-4	213	So.	L	6/2/1999	Hamilton, Ontario	Brooks (AJHL)	
5	John Schuldt		D	6-4	216	Jr.	L	2/10/1997	Minnetonka, Minn.	Fargo (USHL)	SHULT
7	Nate Knoepke - A		D	6-3	205	Sr.	L	4/8/1999	Farmington, Minn.	Sioux City (USHL)	kuh-NEP-kee
9	Ryan Brushett		F	6-0	180	So.	R	6/14/1998	Verdun, Quebec	Powell River (BCHL)	broo-SHET
10	Kevin Conley - C		F	6-0	191	Sr.	L	2/17/1997	Wausau, Wis.	Sioux Falls (USHL)	
11	Nolan Sullivan - A		F	5-11	203	So.	L	5/26/1999	Eden Prairie, Minn.	Muskegon (USHL)	
12	Nolan Krenzen		D	5-9	180	Fr.	R	7/13/2001	Duluth, Minn.	Omaha/Sioux City (USHL)	
13	Chayse Primeau		F	6-3	185	Jr.	L	9/15/1997	Margate City, N.J.	Dubuque (USHL)	PREE-moh
16	Martin Sundberg		F	6-4	197	Sr.	L	12/4/1996	Linkoping, Sweden	Fargo (USHL)	
17	Taylor Ward - A		F	6-2	207	Jr.	R	3/31/1998	Kelowna, B.C.	Penticton (BCHL)	
20	Jonny Tychonick	OTT '18	D	6-0	187	Jr.	L	3/3/2000	Calgary, Alberta	North Dakota (NCHC)	ty-KAW-nik
21	Noah Prokop		F	6-1	198	So.	R	1/15/2000	Littleton, Colo.	Green Bay (USHL)	PROH-kop
22	Jordan Klehr		D	5-10	197	Sr.	L	3/18/1997	Lino Lakes, Minn.	Shattuck St. Mary's (Prep)	CLAIR
23	Travis Kothenbeutel		F	5-9	177	Jr.	L	1/10/1997	Sauk Rapids, Minn.	Austin (NAHL)	KOHT-hen-BEE-tuhl
24	Jimmy Glynn		F	5-10	168	Fr.	R	2/24/2000	Lemont, Ill.	Dubuque (USHL)	
26	Brock Bremer		F	5-5	140	Fr.	R	8/26/1999	Forest Lake, Minn.	Lincoln (USHL)	
27	Matt Miller		F	6-2	194	Fr.	R	9/4/1999	Leo, Ind.	Lincoln (USHL)	
28	Jack Randl		F	5-10	175	So.	L	5/7/2000	Carpentersville, Ill.	Omaha (USHL)	RAN-duhl
29	Kaden Bohlsen		F	6-3	192	Fr.	R	1/10/2001	Willmar, Minn.	Fargo (USHL)	BOWL-sen
31	Isaiah Saville	VGK '19	G	6-1	196	So.	R	9/21/2000	Anchorage, Alaska	Tri-City (USHL)	
35	Jacob Zab		G	5-9	175	So.	L	4/12/1998	Mentor, Ohio	Pittsburgh (USPHL)	
36	Austin Roden		G	6-0	183	So.	L	4/30/1998	Sidney, B.C.	Merritt (BCHL)	ROH-den
40	Tyler Weiss	COL '18	F	5-11	146	Jr.	L	1/3/2000	Raleigh, N.C.	USNTDP	WEESE
44	Jake Harrison		D	5-9	179	Fr.	L	4/13/1999	West Kelowna, B.C.	West Kelowna (BCHL)	
45	Joey Abate		F	6-2	188	So.	L	9/26/1998	Bloomington, Ill.	Youngstown (USHL)	uh-BAH-tay
47	Alex Roy		D	6-7	215	So.	L	9/21/1998	Beaumont, Quebec	Jamestown (NAHL)	WAH
48	Josh Boyer		F	6-3	200	So.	R	10/7/1999	Wasilla, Alaska	Madison/Sioux City (USHL)	BOY-yur

Head Coach: Mike Gabinet, Fourth Year (Omaha 2004)

Assistant Coach: Dave Noel-Bernier, Fourth Year (Omaha, 2001) • **Assistant Coach:** Paul Jerrard, Third Year (Lake Superior State, 1987)

Volunteer Assistant Coach: Kirk Thompson, Fifth Year (Omaha, 2016) • **Director of Hockey Operations:** Jake McKamey, Second Year (Tennessee, 2018)

Strength & Conditioning Coach: Mike Lewis, Third Year (Minnesota, 2011) • **Athletic Trainer:** Josh Englebretson, Seventh Year (Wisconsin-Stevens Point, 2004)

Equipment Manager: Jason Smits, Fourth Year

MAVERICKS BY STATE/PROVINCE/COUNTRY

United States (20)

Alaska (2): Boyer, Saville

Colorado (1): Prokop

Illinois (3): Abate, Glynn, Randl

Indiana (1): Miller

Minnesota (9): Bohlsen, Bremer, Klehr, Knoepke, Kothenbeutel, Krenzen, Schuldt, Smallidge, Sullivan

New Jersey (1): Primeau

North Carolina (1): Weiss

Ohio (1): Zab

Wisconsin (1): Conley

Canada (8)

Alberta (2): Proctor, Tychonick

British Columbia (3): Harrison, Roden, Ward

Ontario (1): Scanlin

Quebec (2): Brushett, Roy

Europe (1)

Sweden (1): Sundberg

MAVERICKS BY CLASS

Seniors (4): Conley, Klehr, Knoepke, Sundberg

Juniors (7): Kothenbeutel, Primeau, Schuldt, Smallidge, Tychonick, Ward, Weiss

Sophomores (12): Abate, Boyer, Brushett, Proctor, Prokop, Randl, Roden, Roy, Saville, Scanlin, Sullivan, Zab

Freshmen (6): Bohlsen, Bremer, Glynn, Harrison, Krenzen, Miller

LETTERWINNERS RETURNING (21)

Forwards (11): Abate, Boyer, Brushett, Conley, Kothenbeutel, Primeau, Prokop, Sullivan, Sundberg, Ward, Weiss

Defensemen (7): Klehr, Knoepke, Proctor, Roy, Scanlin, Schuldt, Smallidge

Goaltenders (3): Roden, Saville, Zab

LETTERWINNERS LOST (5)

Forwards (4): Keck, Jones, Jordan, Pulkkinen

Defensemen (1): Stewart

Goaltender (0):

NEWCOMERS (8)


Forwards (5): Bohlsen, Bremer, Glynn, Miller, Randl

Defensemen (3): Harrison, Krenzen, Tychonick

Goaltender (0):



THE MAVERICK HOCKEY STORY



The 1949-50 Omaha University Hockey Team

The 2020-21 season marks the 24th season for the Omaha hockey team, its eighth as a charter member of the National Collegiate Hockey Conference and its sixth playing at Baxter Arena.

Construction of Baxter Arena on property at 67th and Center Streets in Omaha was a critical piece of a puzzle that began in the mid-1990s by then-Athletic Director Don Leahy, former UNO Chancellor Del Weber and a host of community leaders who recognized that a Division I hockey team could be a real asset to UNO's then-Division II athletic department.

The road that brought NCAA Division I hockey to UNO in 1997 was a long and winding trail that actually began as early as the late 1940s when club hockey was first introduced.

Coached by Omaha Knights play-by-play broadcaster Jack Sandler and later by former Omaha Knight Fred Gibbons, the Omaha University club team competed in the Omaha Amateur Hockey League for two seasons and even toured in Colorado, losing twice to Colorado College in 1948. But the program faded away after four years without becoming a varsity sport.

Club hockey was reborn at UNO in 1974 when then-Athletic Director Don Leahy hired a young, former college defenseman from Gustavus Adolphus to direct the program with hopes that it could grow to varsity status. After two years, the club team was dropped because of the inability to fund a Division I program at the time.

The young coach returned to his alma mater to

continue his coaching career and eventually landed at Wisconsin, where he established himself as one of the top assistants in college hockey.

In June of 1995, several key people began discussions which would lead to the start of a hockey program. In August, Leahy returned as athletic director after a 10-year absence. His charge included starting hockey.

Leahy assembled a broad, influential and energetic committee of Omahans dedicated to one purpose: laying the solid foundation for college hockey. The board was chaired by Richard Jaros, president of Kiewit Diversified Group Inc., and included Dr. Rick Bruneteau, whose father, Ed, was a member of the Omaha Knights in 1939.

The mission was accomplished when, on May 1, 1996, UNO announced that it would field a team for the 1997-98 season. Fans gobbled up season ticket reservations for the first season and by May 16, sales were cut off at 6,389.

Also in May, the Omaha City Council, swayed by the outpouring of support for Maverick Hockey, voted to install ice in the Omaha Civic Auditorium, giving the Mavs an 8,200-seat home that was one of the largest in college hockey.

Re-enter the coach who had directed the club hockey program at UNO in 1975-76: Mike Kemp, who was a 14-year assistant coach at Wisconsin.

On June 27, Leahy re-hired Kemp, who won over the selection committee with his enthusiasm, intensity, background and sincerity.

A month later, Kemp hired his top assistant, David



Mike Kemp coached UNO from 1997 to 2009.

Quinn, a former NHL first-round draft choice and the top recruiter at Northeastern University.

The addition of Division I hockey to UNO's then-Division II athletic program was accompanied by other changes. Women's swimming and diving was added, beginning competition in the fall of 1997. Women's soccer began play two years later, and women's tennis and golf were eventually added in 2000. When UNO joined the Mid-America Intercollegiate Athletics Association in 2008, men's tennis also was added, bringing UNO's total compliment of teams to 15 (nine for women and six for men).


A decade later, hockey was not the only Division I sport at UNO. In March of 2011, UNO announced and later earned approval from the Nebraska Board of Regents to reclassify to Division I in all sports and accept an invitation to join The Summit League. As part of the reclassification, UNO eliminated football and wrestling and added men's golf and men's soccer. The future of Omaha Athletics is now focused on improving training and competition facilities and taking steps to further strengthen its academic success programs for all student-athletes.

The Mavericks' first hockey season took Omaha and



THE MAVERICK HOCKEY STORY

Don Leahy was Omaha's athletic director who was charged with restarting the hockey program in 1995. Mr. Leahy, who passed away in February of 2018, is widely regarded as the Godfather of UNO Hockey.



college hockey by storm. Opening night, Oct. 17, 1997, was a media event of unparalleled proportions in Omaha with the first of 19 consecutive sellout crowds of 8,314 on hand at the Civic Auditorium. A 30-minute pregame ceremony honored the city's hockey roots and those who had helped lay the foundation of the program from club hockey to the present day.

The final night of the season was almost as eventful as more than 1,500 fans took the ice to get autographs of the Mavericks following the final game of UNO's 12-

18-3 inaugural season. The Mavs ranked second in the nation in total and average attendance and could count wins over established programs such as Denver, UMass-Amherst and Maine.

In June of 1998, the school applied for and was granted admission to the Central Collegiate Hockey Association and began playing a full conference schedule in 1999-2000. Following 11 seasons in the CCHA including a trip to the championship game in its first season, UNO ended its affiliation with the league

and moved to the Western Collegiate Hockey Association at the beginning of the 2010-11 season.

In July of 2011, UNO made a move to further strengthen its place in college hockey by joining together with five other like-minded schools to form the National Collegiate Hockey Conference. Several months later, UNO and the five other schools -- Colorado College, Denver, Miami, Minnesota Duluth and North Dakota -- agreed to admit St. Cloud State and Western Michigan. The eight schools began conference play in 2013-14.

In each of the first two seasons in the NCHC, the Mavericks exceeded expectations by finishing in third place each time after being picked to finish last and sixth in the preseason polls, respectively.

Conference postseason success has eluded the Mavericks in the NCHC, but they reached unprecedented heights in 2014-15. After being selected for the NCAA Playoffs for the third time in school history, the Mavericks won the NCAA Midwest Regional, a first in program history, and made their first Frozen Four appearance. UNO would lose to eventual national champion Providence College in the semifinals.

Since the 2017-18 season, the Mavericks have been led by Mike Gabinet, just the third head coach in program history and the first alumnus to serve as UNO's head coach. He and his staff continue to build their team into one that will compete for conference and national championships.



The inaugural UNO hockey team in 1997-98 with former Athletic Director Don Leahy (back row center).



BAXTER ARENA: THE HOME OF MAVERICK HOCKEY



A project more than 18 years in the making, Baxter Arena is the first on-campus home in the history of Omaha hockey. The state-of-the-art facility, funded in part by individual contributors in the Omaha community, serves as the on-campus home of the Omaha hockey team as well as UNO's men's and women's basketball teams and its volleyball team.

Construction crews broke ground in April 2014, and Baxter Arena was formally dedicated on Oct. 7, 2015. It capped a feverish 18-month construction of both the arena and surrounding landscape.

The arena seats 7,898 for hockey and features both the main arena for competition and the Holland Ice community sheet that serves as both an alternate practice facility for the Mavericks as well as a venue for public skating, youth hockey, figure skating, club hockey and campus recreation.

The arena is the anchor for future development by Omaha Athletics on the former grounds of Chili Greens Golf Course located on the west side of the Pappo Creek. Future projects could include baseball and softball fields as well as track & field facilities.

Fundraising for the arena was led by Heritage Services of Omaha and the University of Nebraska Foundation.



BAXTER ARENA FACTS AND FIGURES

Hockey Capacity	7,898
Number of Suites	17
Number of Ice Sheets	2
Size of Ice Sheets	200' x 85'
Parking Spaces	More than 2,000
Cost	\$90 million



BAXTER ARENA: A COMMUNITY ASSET

In addition to serving as the home of the UNO hockey team, Baxter Arena continues to fulfill its mission as the home for community events in Omaha including concerts, graduations, youth hockey and the Aksarben Curling Club.

The arena welcomed comedian Jim Gaffigan, classic rockers Boston and Blue Oyster Cult and President Barack Obama in its first year, and its schedule has not slowed since then. Among many large events, the arena hosted the U.S. Olympic Curling Trials in November of 2017.

Baxter Arena also is the venue to a remarkable 18 local high school and small college graduations in addition to UNO's own commencements, welcoming more than 97,000 people alone for the those events in 2019.

Baxter Arena's Holland Ice is home to youth hockey, community outreach events and public skating. The area around the arena also has been the site for UNO's annual Claussen-Leahy Maverick Run and Omaha's Sand in the City event.

With its location in the heart of Omaha, Baxter Arena has proven to be a true community asset.





COACHES AND STAFF

MIKE GABINET

HEAD COACH • FOURTH YEAR • OMAHA (2004)

Mike Gabinet became the third head coach in Omaha hockey history on April 5, 2017 after serving as associate head coach during the 2016-17 season, his first with his alma mater. Gabinet is the first former UNO player to serve as the team's head coach.

Coach Gabinet continued to put his mark on the Mavericks in his third season as head coach. The Mavericks improved by five wins and three conference wins in 2019-20, posting a record of 14-17-5 overall and 8-13-3-0/0 in the NCHC, good for sixth place. During the campaign, the Mavericks authored wins over six top-20 teams including wins over North Dakota when it was ranked No. 1 and No. 2 and a pair of ties against No. 4 Denver.

Gabinet's mentorship of young players was on prominent display in 2019-20 as the Mavericks placed both Joey Abate and Brandon Scanlin on the NCHC All-Rookie Team. It was the first time Omaha had had two freshman named to the team. Indeed, rookie development was paramount for Gabinet and his staff as the team fielded 11 freshmen in 2019-20. In addition to Abate and Scanlin, Ryan Brushett and Nolan Sullivan finished in the top 11 in scoring among NCHC freshmen, the most of any school.

In 2018-19, his second season as head coach, Gabinet led the Mavericks to a 9-24-3 record and a mark of 5-17-2-0/1 in the NCHC. The schedule was the second-toughest in school history, and yet the Mavericks earned five wins over teams ranked in the top 20. They finished the season in the top 10 nationally in power play percentage. Gabinet coached Mason Morelli to the NCHC All-Conference Second Team and helped Taylor Ward to NCHC Rookie of the Year honors.

In his first year behind the bench, Gabinet led the

Mavericks to a 17-17-2 record and a fifth-place finish in the NCHC with a mark of 10-13-1-0/0. The Mavericks had the conference's best power play, and Gabinet coached David Pope to a berth on the NCHC All-Conference First Team.

Before joining the Mavericks, Gabinet was the head coach of the Northern Alberta Institute of Technology in 2015-16. He led the Oaks to the Alberta Colleges Athletic Conference Championship with a 36-0 record, only the second time in 51 years that a team had finished undefeated in the conference. He was named ACAC Coach of the Year and became the first rookie head coach to guide his team to an undefeated season in Canadian college hockey history.

Prior to that, he was an associate coach at NAIT for three seasons.

A native of Edmonton, Alberta, Gabinet played defense for the Mavericks from 2000-04 and was an alternate captain as a senior. In 130 career games, he scored six goals and 41 assists for 47 points. He still ranks 10th all-time in points by a UNO defenseman.

Gabinet was a draft pick of the Los Angeles Kings in 2001 and played professionally in the American Hockey League, the ECHL and in Europe before turning to coaching in 2012.

Gabinet comes from an outstanding hockey family. He is the grandson of Canadian hockey coaching legend Clare Drake who enjoyed success in both college and international coaching. His grandfather was inducted into the Canadian Sports Hall of Fame in 1989 and was inducted into the Hockey Hall of Fame in 2017.

Gabinet graduated from Omaha in 2004 with a degree in business finance. He and his wife, Antara, have a son, Noah, and a daughter, Jordyn.



COACHING EXPERIENCE

Omaha (NCHC)

- Head Coach (2017-present)
- Associate Head Coach (2016-17)

NAIT (ACAC)

- Head Coach (2015-16)
- Associate Coach (2012-2015)

HONORS AND AWARDS

NAIT

- ACAC Coach of the Year (2015-16)





DAVE NOEL-BERNIER

ASSISTANT COACH • FOURTH YEAR • OMAHA (2001)



COACHING EXPERIENCE

Omaha (NCHC)

• Assistant Coach (2017-present)

Detroit Red Wings (NHL)

• Assistant Coach (2015-17)

Muskegon (USHL)

• Assistant Coach (2010-13)

Omaha (CCHA)

• Director of Hockey Operations
(2007-10)



Dave Noel-Bernier joined the Omaha hockey staff as an assistant coach in April of 2017.

Noel-Bernier was an original Maverick, playing forward in the first four years of the program. The native of Montmagny, Quebec appeared in 138 games for UNO, scoring 24 goals and 26 assists for 50 points. He was a two-time CCHA Scholar Athlete, graduating from UNO with a degree in exercise science in 2001.

Noel-Bernier spent the 2015-17 hockey seasons as an assistant coach for the Detroit Red Wings, working with players both on-ice and in video sessions. He was responsible for skill development, scouting reports of opponents and both in-game and post-game breakdown of video.

After graduation, Noel-Bernier spent six seasons as a professional player in North America and Germany. He returned to his alma mater in 2007 and served as the Director

of Hockey Operations and Assistant Strength Coach for three seasons. In 2010, he joined the Muskegon Lumberjacks of the USHL as an assistant coach and Assistant General Manager, working three seasons there as both an on-ice coach and in recruiting.

Noel-Bernier spent the 2013-14 season as the hockey director of the Grand Rapids (Mich.) Blades Association before returning to coaching as an assistant coach of the Grand Rapids Griffins of the AHL. Among other duties there, he ran the team's power play and coached the forwards.



PAUL JERRARD

ASSISTANT COACH • THIRD YEAR • LAKE SUPERIOR STATE (1987)



COACHING EXPERIENCE

Omaha (NCHC)

- Assistant Coach (2018-present)

Calgary (NHL)

- Assistant Coach (2016-18)

Utica (AHL)

- Assistant Coach (2013-16)

Dallas (NHL)

- Assistant Coach (2011-13)

Texas (AHL)

- Assistant Coach (2009-11)

Iowa (AHL)

- Assistant Coach (2005-09)

Hershey (AHL)

- Assistant Coach (2003-05)

Colorado (NHL)

- Assistant Coach (2002-03)

Lake Superior State (CCHA)

- Assistant Coach (1997-98, 1999-2002)

Lowell (AHL)

- Assistant Coach (1998-99)



Paul Jerrard was hired as UNO's assistant hockey coach in May of 2018.

Jerrard is a hockey veteran with more than 20 years as an assistant coach in the National Hockey League, American Hockey League and college hockey. He spent two seasons with the Calgary Flames (2016-18) before coming to Omaha. Among his other NHL stints, he was an assistant coach for the Dallas Stars for two years and with the Colorado Avalanche for one season.

Jerrard also has significant development experience as an assistant coach in the American Hockey League, working with the top prospects of Colorado, Dallas, Vancouver and the New York Islanders.

The native of Winnipeg, Manitoba began his coaching career in 1997 following a 10-year playing career from 1987 to 1997 that included a stint with the Minnesota North Stars.

Jerrard is no stranger to college hockey. He played defense for Lake Superior State from 1983-87, totaling 40 goals and 73 assists for 113 points in 156 games. He was drafted by the New York Rangers in the ninth round of the 1983 Entry Draft.

Following his playing days, he returned to his alma mater where he was an assistant coach in 1997-98 and again from 1999-2002.



KIRK THOMPSON

VOLUNTEER ASSISTANT COACH - FIFTH YEAR - OMAHA (2016)



Kirk Thompson joined the Omaha staff as a volunteer assistant coach in 2016. He works primarily with the Mavericks' goaltending corps.

Thompson was a three-year letter winner in goal for the Mavericks, compiling a career record of 14-17-2 in 42 games between 2013-16. In that time, he posted a 3.03 career goals-against average and a .886 save percentage while also earning two shutouts.

A native of Surrey, British Columbia, Thompson earned his degree in criminology and criminal justice in the summer

of 2016 and his master's degree in public administration in 2018.



JAKE MCKAMEY

DIRECTOR OF HOCKEY OPERATIONS - SECOND YEAR - TENNESSEE (2018)



Jake McKamey joined the Omaha hockey staff as a student assistant coach in the summer of 2018 and was elevated to the Director of Hockey Operations in the summer of 2019.

McKamey served as the amateur hockey intern for the Nashville Predators from January of 2018 until joining the Mavericks. While there, he was responsible for maintaining and enhancing the Predators' initiatives for amateur player development.

The native of Franklin, Tenn. worked the 2018 IIHF World Junior Championship in Buffalo, N.Y., managing transportation and credentialing for teams, officials and

news media. He also served as a team leader with USA Hockey in 2017, assisting in the U-17 Select Development National Camp in preparation for the Ivan Hlinka Tournament in Slovakia.

McKamey spent two seasons with Knoxville of the Southern Professional Hockey League, supporting the hockey staff with statistics collection and analysis and pre-scouting of opponents. He also served as president and captain of the Tennessee club hockey team.

McKamey graduated from Tennessee with a degree in sports management in 2018. He is pursuing his master's in business administration at UNO.



JOSH ENGLEBRETSON

ATHLETIC TRAINER - SEVENTH YEAR - WISCONSIN - STEVENS POINT (2004)



Josh Englebretson became the Mavericks' athletic trainer in August 2014 after spending eight years at Castleton State (Vt.), the last two as the head athletic trainer.

While at Castleton, Englebretson worked with the Castleton State hockey team as well as serving as the primary trainer for other sports, including football, volleyball and baseball.

Englebretson, a native of Owen, Wis., was a graduate assistant at Northern Illinois for two years. While there, he also was the head athletic trainer and assistant director of athletics for Genoa-Kingston High School.

Englebretson earned his bachelor's degree in athletic training from Wisconsin-Stevens Point in 2004 and his master's degree in sports management from Northern Illinois in 2006.



JASON SMITS

EQUIPMENT MANAGER - FOURTH YEAR



Jason Smits joined the Omaha hockey staff as equipment manager prior to the 2017-18 season. He came to Omaha following one year at Clarkson where he was the men's hockey equipment manager while also assisting for the women's team.

The native of Moline, Ill. was the equipment manager for Muskegon of the United States Hockey League from 2010-16 where he worked with current UNO assistant coach Dave Noel-Bernier during the first two seasons. While with Muskegon, the team played in the Clark Cup Finals in 2015-16. Among his duties with the Lumberjacks, he also handled team travel and meals.

Smits began his career in a volunteer role with Quad City of the ECHL for the 2009-10 season.

Smits also has worked with USA Hockey, serving as the equipment manager for World Junior A Challenge teams that won both gold and bronze medals.

Smits and his wife, Crystal, have two children – daughter Delaney and son Oliver.



MIKE LEWIS

ASSISTANT COACH - STRENGTH AND PERFORMANCE - THIRD YEAR - MINNESOTA (2011)



Mike Lewis joined the hockey staff as the strength and performance coach in June of 2018. Before coming to UNO, Lewis served as the director of strength and conditioning at Bemidji State from 2016-18 where he worked with both the men's and women's hockey teams as well as the school's other sports. He had previously been a graduate assistant for strength and conditioning at BSU for two years.

Lewis earned his undergraduate degree in kinesiology - sport and exercise science with a minor in coaching from Minnesota in 2011. He interned with Gopher Strength, working with all varsity sports teams. Between graduation

and his graduate program, Lewis was a sports performance coach at 1st Athlete in Edina, Minn. and also worked as an assistant strength coach at Minnetonka High School. He also spent time at Velocity Training Center in Edina as an assistant strength and conditioning coach, working with the center's pro, college, junior hockey and high school teams.

Lewis has been a certified strength and conditioning specialist since 2011 and a member of the NSCA since 2010.



THE MAVERICKS



10

KEVIN CONLEY

SENIOR • FORWARD • 6-0 • 191 • LEFT • WAUSAU, WIS. (SIOUX FALLS - USHL)



CAREER VS. 2020-21 OPPONENTS

Opponent	GP	G	A	Pts
Colorado College	8	3	2	5
Denver	6	2	0	2
Miami	10	2	3	5
Minnesota Duluth	10	2	2	4
North Dakota	10	0	1	1
St. Cloud State	8	0	1	1
Western Michigan	11	6	4	10

HONORS AND AWARDS

•NCHC Academic All-Conference (2018-20)

2019-20 (JUNIOR)

Had two assists vs. Alabama Huntsville (Oct. 12)...had a power play goal at Ohio State (Oct. 18)...had a goal against Wisconsin (Nov. 9)...registered his first career hat trick and added an assist at Western Michigan (Nov. 16)...was named the NCHC Forward of the Week for his efforts at Western Michigan...scored a goal against Miami (Nov. 22)...had an assist against Minnesota Duluth (Dec. 7) to set a new career best for assists (8) and points (14) in a season...had a power play goal and an assist against Arizona State to set new career bests for goals (7) and points (16) in a season...scored a goal at Maine (Jan. 3)...scored the game-winning goal and had an assist at Colorado College (Jan. 25)...scored a power play goal and had an assist against Western Michigan (Jan. 31)...had two assists against Western Michigan (Feb. 1)...named to the NCHC Academic All-Conference Team (Feb. 19)...had a goal and an assist against Colorado College (Feb. 21)...scored another goal against Colorado College (Feb. 22).

2018-19 (SOPHOMORE)

Scored a power play goal at Union (Oct. 13) for his first point

as a Maverick...had a power play goal and an assist against Miami (Nov. 3)...had a goal at Western Michigan (Nov. 9)...named NCHC Academic All-Conference (Feb. 19)...had two power play goals, including the game-tying goal, against Denver (March 2)...scored his sixth goal of the season at Minnesota Duluth (March 15).

BEFORE UNO

Finished fourth in team scoring for Sioux Falls (USHL) in 2017-18, scoring 19 goals and 17 assists for 36 points in 59 games...played the previous season with Denver (NCHC), scoring three goals and four assists for seven points in 28 games...prior to that, spent more than two seasons with Youngstown (USHL), scoring 16 goals and adding seven assists for 23 points in 104 career games...also amassed 330 penalty minutes in 163 career USHL games.

PERSONAL

Born Feb. 17, 1997...son of Mike and Lynn Conley...has a sister, Lauren...majoring in business administration.

CAREER STATISTICS

Season	GP	G	A	Pts	Shots	Shot%	Pen-Min	+/-	PPG	SHG	GWG
2016-17 ^	28	3	3	6	37	.081	6-12	-2	1	0	0
2018-19	35	6	7	13	52	.115	11-22	-13	4	0	0
2019-20	36	12	15	27	70	.171	9-29	+1	4	0	2
TOTAL	99	21	25	46	159	.132	26-63	-14	9	0	2

^ At Denver



22

JORDAN KLEHR

SENIOR • DEFENSE • 5-10 • 197 • LEFT • LINO LAKES, MINN. (SHATTUCK ST. MARY'S - PREP)



CAREER VS. 2020-21 OPPONENTS

Opponent	GP	G	A	Pts
Colorado College	9	1	1	2
Denver	5	1	1	2
Miami	6	0	2	2
Minnesota Duluth	3	0	0	0
North Dakota	7	0	1	1
St. Cloud State	7	0	0	0
Western Michigan	8	0	1	1

HONORS AND AWARDS

- NCHC Academic All-Conference (2015-20)
- NCHC Scholar-Athlete (2015-20)

2019-20

Did not play but received a medical waiver for a sixth season of eligibility.

2018-19

Redshirted due to injury.

2017-18 (JUNIOR)

Limited to 13 games due to injury but still registered career bests in assists and points...had two assists in an exhibition game against Nipissing (Oct. 6)...had two assists against Arizona State (Oct. 21)...scored a goal and had an assist at Notre Dame (Oct. 27)...named NCHC Academic All-Conference and an NCHC Scholar-Athlete.

2016-17 (SOPHOMORE)

Scored his first goal and point of the season (also his first career shorthanded goal) against Lake Superior State (Dec. 31)...named NCHC Academic All-Conference and an NCHC Scholar-Athlete.

2015-16 (FRESHMAN)

Made his collegiate debut at Minnesota State (Oct. 10)...registered his first collegiate point with an assist at Miami (Nov. 20)...scored his first collegiate goal at Colorado College (Jan. 30)...named to the NCHC Academic All-Conference Team and the NCHC Scholar-Athlete Team.

BEFORE UNO

In 54 games for Shattuck St. Mary's Midget Prep team in 2014-15, scored five goals and had 43 assists for 48 points...also had 18 penalty minutes...ranked second on the team in assists and led all defensemen in points...in two career years at the midget level, totaled 11 goals and 62 assists for 73 points and 34 penalty minutes in 107 games.

PERSONAL

Born March 18, 1997...son of Dave and Jennifer Klehr...has a brother, Dylan...earned his bachelor's degree in business administration in December of 2018 and is currently pursuing his master's in business administration.

CAREER STATISTICS

Season	GP	G	A	Pts	Shots	Shot%	Pen-Min	+/-	PPG	SHG	GWG
2015-16	28	1	5	6	29	.034	3-6	-7	0	0	0
2016-17	29	1	2	3	27	.037	3-6	-3	0	1	0
2017-18	13	1	7	8	18	.056	0-0	+1	0	0	0
TOTAL	70	3	14	17	74	.041	6-12	-9	0	1	0



7

NATE KNOEPKE

SENIOR • DEFENSE • 6-3 • 205 • LEFT • FARMINGTON, MINN. (SIOUX CITY - USHL)



CAREER VS. 2020-21 OPPONENTS

Opponent	GP	G	A	Pts
Colorado College	6	0	2	2
Denver	6	0	0	0
Miami	8	0	0	0
Minnesota Duluth	8	0	1	1
North Dakota	8	2	1	3
St. Cloud State	6	0	0	0
Western Michigan	8	0	1	1

HONORS AND AWARDS

- NCHC Academic All-Conference (2018-20)
- NCHC Distinguished Scholar-Athlete (2019-20)

2019-20 (JUNIOR)

Registered his first points of the season with two assists against Wisconsin (Nov. 9)... named to the NCHC Academic All-Conference Team and a Distinguished Scholar-Athlete (Feb. 19)...scored his first goal of the season against North Dakota (March 6).

2018-19 (SOPHOMORE)

Made his UNO debut at Union (Oct. 12)...earned his first collegiate point with an assist at Arizona State (Oct. 26)... named NCHC Academic All-Conference (Feb. 19)...scored his first collegiate goal at North Dakota (March 9).

BEFORE UNO

Appeared in 38 games for Sioux City of the USHL in 2017-18, tallying 14 assists and 37 penalty minutes...played two games with Minnesota (Big Ten) to start the season...prior to that, played two seasons with the U.S. National Team Development Program...in 2016-17, had four goals and 14 assists for 18 points in 64 games with the Under-18 Team while also putting up a goal and four assists for five points in 25 games for the USNTDP Junior Team in the USHL... also helped the U.S. to a gold medal in the Under-18 World Championship, earning three assists in seven games.

PERSONAL

Born April 8, 1999...son of Dan and Nancy Knoepke...has a sister, Nicole...majoring in business administration.

CAREER STATISTICS

Season	GP	G	A	Pts	Shots	Shot%	Pen-Min	+/-	PPG	SHG	GWG
2017-18 [^]	2	0	0	0	0	.000	1-2	-1	0	0	0
2018-19	35	1	4	5	32	.031	10-20	-11	0	0	0
2019-20	36	1	6	7	25	.040	8-16	+4	0	0	0
TOTAL	73	2	10	12	57	.035	19-38	-8	0	0	0

[^] At Minnesota



16

MARTIN SUNDBERG

SENIOR • FORWARD • 6-4 • 197 • LEFT • LINKOPING, SWEDEN (FARGO - USHL)



CAREER VS. 2020-21 OPPONENTS

Opponent	GP	G	A	Pts
Colorado College	7	2	0	2
Denver	3	0	0	0
Miami	7	0	0	0
Minnesota Duluth	6	1	1	2
North Dakota	10	1	2	3
St. Cloud State	4	1	2	3
Western Michigan	6	0	1	1

HONORS AND AWARDS

- NCHC Academic All-Conference (2017-20)
- NCHC Distinguished Scholar-Athlete (2017-20)
- AHCA All-American Scholar (2017-18, 2019-20)

2019-20 (JUNIOR)

Scored his first goal of the season (and first since March 3, 2018 at UMD) and added an assist against Wisconsin (Nov. 9)...scored a goal at St. Cloud State (Dec. 13)...had two primary assists at St. Cloud State (Dec. 14)...was named NCHC Forward of the Week for his performance at St. Cloud State, the first of his career...scored an empty-net goal at North Dakota (Jan. 10)...scored an empty-net goal at Colorado College (Jan. 24) ...named to the NCHC Academic All-Conference Team and a Distinguished Scholar-Athlete (Feb. 19)...scored a goal against Colorado College (Feb. 21)... named an AHCA All-American Scholar (July 21).

2018-19 (SOPHOMORE)

Limited to nine games because of injury...named NCHC Academic All-Conference and a Distinguished Scholar-Athlete (Feb. 19).

2017-18 (FRESHMAN)

Made his collegiate debut against Arizona State, registering an assist (Oct. 20)...scored his first collegiate goal at Minnesota Duluth (March 3)...led the Mavericks in penalty minutes...named to the NCHC Academic All-Conference Team and an NCHC Distinguished Scholar-Athlete...named an AHCA All-American Scholar.

BEFORE UNO

Played 51 games for Fargo of the USHL in 2016-17, earning eight goals and four assists for 12 points along with 35 penalty minutes...the previous year, his first in North America, appeared in 43 games for Janesville of the NAHL, scoring 12 goals and 14 assists for 26 points...also had 101 penalty minutes.

PERSONAL

Born Dec. 4, 1996...son of Per and Ulrika Sundberg...has a brother, Anton, and a sister, Emma...majoring in business administration.



CAREER STATISTICS											
Season	GP	G	A	Pts	Shots	Shot%	Pen-Min	+/-	PPG	SHG	GWG
2017-18	20	1	4	5	19	.053	13-37	0	0	0	0
2018-19	9	0	0	0	7	.000	1-2	-2	0	0	0
2019-20	33	5	7	12	34	.147	9-18	+9	0	0	0
TOTAL	62	6	11	17	60	.100	23-57	+7	0	0	0



23

TRAVIS KOTHENBEUTEL

JUNIOR • FORWARD • 5-9 • 177 • LEFT • SAUK RAPIDS, MINN. (AUSTIN - NAHL)



CAREER VS. 2020-21 OPPONENTS

Opponent	GP	G	A	Pts
Colorado College	1	0	0	0
Denver	4	0	0	0
Miami	5	0	2	2
Minnesota Duluth	3	0	0	0
North Dakota	3	0	0	0
St. Cloud State	4	0	0	0
Western Michigan	7	1	1	2

HONORS AND AWARDS

- NCHC Academic All-Conference (2018-20)
- NCHC Distinguished Scholar-Athlete (2018-20)
- AHCA All-American Scholar (2018-20)

2019-20 (SOPHOMORE)

Picked up his first point of the season with an assist against Alabama Huntsville (Oct. 11)...named to the NCHC Academic All-Conference Team and a Distinguished Scholar-Athlete (Feb. 19)... named an AHCA All-American Scholar (July 21).

2018-19 (FRESHMAN)

Made his collegiate debut at Union (Oct. 13)...registered his first collegiate point with an assist against Notre Dame (Oct. 20)...registered his first career multi-point game with two assists against Miami (Nov. 3)...scored his first collegiate goal against Arizona State (Nov. 23)...scored a goal against Western Michigan (Feb. 1)...was named to the NCHC Academic All-Conference Team and was a Distinguished Scholar-Athlete...named an AHCA All American Scholar (July 30).

BEFORE UNO

Led Austin of the North American Hockey League in scoring with 24 goals and 43 assists for 67 points in 56 games... in 166 career games with the Bruins, scored 56 goals and 90 assists for 146 points and also accumulated 68 penalty minutes...also had 10 points in 16 career playoff games for Austin.

PERSONAL

Born Jan. 10, 1997...son of John and LeeAnn Kothenbeutel... has a sister, Nikki...majoring in criminology and criminal justice.

CAREER STATISTICS

Season	GP	G	A	Pts	Shots	Shot%	Pen-Min	+/-	PPG	SHG	GWG
2018-19	22	2	3	5	30	.067	1-2	-4	0	0	0
2019-20	21	0	4	4	20	.000	2-4	0	0	0	0
TOTAL	43	2	7	9	50	.040	3-6	-4	0	0	0



13

CHAYSE PRIMEAU

JUNIOR • FORWARD • 6-3 • 185 • LEFT • MARGATE CITY, N.J. (DUBUQUE - USHL)



CAREER VS. 2020-21 OPPONENTS

Opponent	GP	G	A	Pts
Colorado College	6	0	5	5
Denver	4	0	0	0
Miami	7	2	1	3
Minnesota Duluth	6	2	0	2
North Dakota	6	1	1	2
St. Cloud State	5	0	0	0
Western Michigan	7	2	3	5

HONORS AND AWARDS

•NCHC Academic All-Conference (2018-20)

2019-20 (SOPHOMORE)

Scored a goal in each game of the season-opening series with Alabama Huntsville (Oct. 11-12)...had a goal at Western Michigan (Nov. 15)...scored a power play goal and had an assist at Western Michigan (Nov. 16)...had two assists against Arizona State (Dec. 21)...had a goal and an assist against Arizona State (Dec. 22)...scored a goal at North Dakota (Jan. 10)...had two assists at Colorado College (Jan. 25)...scored a power play goal at Minnesota Duluth (Feb. 7)...had another goal at Minnesota Duluth (Feb. 8) ...named to the NCHC Academic All-Conference Team (Feb. 19)...registered two assists against Colorado College (Feb. 21).

2018-19 (FRESHMAN)

Made his collegiate debut at Union (Oct. 12)...scored his first collegiate goal against Notre Dame (Oct. 20)...had his first career game-winning goal on the power play against Miami (Nov. 3)...returned to the lineup after missing 10 games with an injury and registered an assist (Feb. 2)...scored a

goal at Miami (Feb. 9)...was named to the NCHC Academic All-Conference Team.

BEFORE UNO

Finished third in scoring during the 2017-18 season for Dubuque (USHL), scoring 21 goals and 20 assists for 41 points in 56 games...also appeared in 52 games with Lincoln (USHL) between 2015-17 where he had five goals and 12 points.

PERSONAL

Born Sept. 15, 1997 in Charlotte, N.C....son of Keith and Lisa Primeau...has two brothers, Corey and Cayden, and a sister, Kylie...father played in 909 NHL games with Detroit, Hartford, Carolina and Philadelphia...brother Cayden played hockey for Northeastern (2017-19) and is now a member of the Montreal Canadiens organization...majoring in business administration.

CAREER STATISTICS

Season	GP	G	A	Pts	Shots	Shot%	Pen-Min	+/-	PPG	SHG	GWG
2018-19	25	3	3	6	18	.167	3-6	-10	2	0	1
2019-20	36	8	12	20	58	.138	5-10	+1	3	0	0
TOTAL	61	11	15	26	76	.145	8-16	-9	5	0	1



5

JOHN SCHULDT

JUNIOR • DEFENSE • 6-4 • 216 • LEFT • MINNETONKA, MINN. (FARGO - USHL)



CAREER VS. 2020-21 OPPONENTS

Opponent	GP	G	A	Pts
Colorado College	4	1	0	1
Denver	6	0	0	0
Miami	5	0	1	1
Minnesota Duluth	7	0	0	0
North Dakota	8	0	1	1
St. Cloud State	5	0	0	0
Western Michigan	6	0	1	1

HONORS AND AWARDS

- NCHC Academic All-Conference (2018-20)
- NCHC Distinguished Scholar-Athlete (2018-20)
- AHCA All-American Scholar (2018-20)

2019-20 (SOPHOMORE)

Scored a goal in an exhibition game against Manitoba (Oct. 7)...registered his first point of the season with an assist against Wisconsin (Nov. 9)...scored his first collegiate goal at Maine (Jan. 4)...scored a goal at Colorado College (Jan. 25)... named to the NCHC Academic All-Conference Team and a Distinguished Scholar-Athlete (Feb. 19)... named an AHCA All-American Scholar (July 21).

2018-19 (FRESHMAN)

Made his collegiate debut at Union (Oct. 13)...earned his first collegiate point with an assist at Arizona State (Oct. 27)...had his first multi-point game with two assists against Western Michigan (Feb. 2)...was named to the NCHC Academic All-Conference Team and was a Distinguished Scholar-Athlete... named an AHCA All American Scholar (July 30).

BEFORE UNO

Played in 58 games with Fargo (USHL) in 2017-18, scoring two goals and 10 assists for 12 points and also earning 72 penalty minutes...added two goals and an assist in 14 playoff games, helping the Force to the USHL's Clark Cup Championship...prior to his season with Fargo, played two seasons with Langley of the British Columbia Hockey League, earning 15 goals and 30 assists for 45 points in 97 games... also had 107 penalty minutes.

PERSONAL

Born Feb. 10, 1997...son of Steve and Sheri Schuldt...has three brothers, Jimmy, Joe and Jacob...Jimmy played for St. Cloud State (2015-19) and is now a member of the Vegas Golden Knights organization...majoring in business administration.

CAREER STATISTICS

Season	GP	G	A	Pts	Shots	Shot%	Pen-Min	+/-	PPG	SHG	GWG
2018-19	31	0	5	5	21	.000	6-12	-7	0	0	0
2019-20	26	2	1	3	12	.167	11-33	+1	0	0	0
TOTAL	57	2	6	8	33	.061	17-45	-6	0	0	0



2

JASON SMALLIDGE

JUNIOR • DEFENSE • 6-2 • 193 • RIGHT • EAGAN, MINN. (YOUNGSTOWN/CENTRAL ILLINOIS - USHL)



CAREER VS. 2020-21 OPPONENTS

Opponent	GP	G	A	Pts
Colorado College	4	1	0	1
Denver	2	0	0	0
Miami	6	0	0	0
Minnesota Duluth	8	0	3	3
North Dakota	7	2	0	2
St. Cloud State	6	1	0	1
Western Michigan	6	0	1	1

HONORS AND AWARDS

- NCHC Academic All-Conference (2018-20)
- NCHC Distinguished Scholar-Athlete (2018-20)
- AHCA All-American Scholar (2019-20)

2019-20 (SOPHOMORE)

Scored a power play goal against Alabama Huntsville (Oct. 11)...had his first career multi-point game with two assists against Minnesota Duluth (Dec. 7)...scored his second goal of the season at St. Cloud State (Dec. 14)...scored his career-best third goal of the year at North Dakota (Jan. 10)...named to the NCHC Academic All-Conference Team and a Distinguished Scholar-Athlete (Feb. 19)...scored his first career game-winning goal against Colorado College (Feb. 21)... named an AHCA All-American Scholar (July 21).

2018-19 (FRESHMAN)

Made his collegiate debut at Union (Oct. 12)...registered his first collegiate goal and point against North Dakota (Jan. 19)...registered his first career assist against Western Michigan (Feb. 1)...was named to the NCHC Academic All-Conference Team and was a Distinguished Scholar-Athlete.

BEFORE UNO

Split playing time between Central Illinois and Youngstown of the USHL in 2017-18...had a goal and an assist in 23 games with Central Illinois before notching four assists for Youngstown in 22 games...added two goals in 11 playoff games for Youngstown...in 102 career USHL games, had two goals and 15 assists for 17 points while earning 88 penalty minutes...was all-metro, all-conference and all-state third team at St. Thomas Academy as a senior in 2015-16.

PERSONAL

Born May 20, 1998...son of Steve and Michelle Smallidge... has a brother, Nick...majoring in business administration.

CAREER STATISTICS

Season	GP	G	A	Pts	Shots	Shot%	Pen-Min	+/-	PPG	SHG	GWG
2018-19	28	1	1	2	36	.028	16-46	-8	0	0	0
2019-20	27	4	4	8	38	.105	7-14	+5	2	0	1
TOTAL	55	5	5	10	74	.068	23-60	-3	2	0	1



20

JONNY TYCHONICK

JUNIOR • DEFENSE • 6-0 • 187 • LEFT • CALGARY, ALBERTA (NORTH DAKOTA - NCHC)



CAREER VS. 2020-21 OPPONENTS

Opponent	GP	G	A	Pts
Colorado College	4	0	1	1
Denver	7	0	0	0
Miami	6	2	2	4
Minnesota Duluth	5	1	0	1
North Dakota	0	0	0	0
St. Cloud State	3	0	0	0
Western Michigan	6	0	0	0

HONORS AND AWARDS

•NCHC Academic All-Conference (2018-20)

BEFORE UNO

Played two seasons for North Dakota (NCHC)...appeared in 52 games, earning four goals and 11 assists for 15 points... also accumulated 28 penalty minutes...scored his first collegiate goal against Bemidji State during his sophomore season (Oct. 25)...played junior hockey for Penticton (BCHL) from 2016-18...was named to the BCHL All-Star First Team in 2017-18 after scoring 47 points in 48 games...helped Penticton win the BCHL title in 2016-17 when he had 23 points in 48 games...represented Canada in the World Junior A Challenge twice...selected by Ottawa in the second round (48th overall) of the 2018 NHL Entry Draft.

PERSONAL

Born March 3, 2000...son of Kerry and Claudia Tychonick... has three brothers, Alex, Chris and Tim...majoring in communication studies.

CAREER STATISTICS

Season	GP	G	A	Pts	Shots	Shot%	Pen-Min	+/-	PPG	SHG	GWG
2018-19 ^	28	0	4	4	16	.000	7-14	-1	0	0	0
2019-20 ^	24	4	7	11	12	.333	7-14	+20	0	0	1
TOTAL	52	4	11	15	28	.143	14-28	+19	0	0	1

^ At North Dakota



17

TAYLOR WARD

JUNIOR • FORWARD • 6-2 • 207 • LEFT • KELOWNA, BRITISH COLUMBIA (PENTICTON - BCHL)



CAREER VS. 2020-21 OPPONENTS

Opponent	GP	G	A	Pts
Colorado College	6	1	5	6
Denver	6	2	1	3
Miami	6	3	3	6
Minnesota Duluth	8	2	1	3
North Dakota	6	3	2	5
St. Cloud State	6	0	2	2
Western Michigan	8	6	6	12

HONORS AND AWARDS


- NCHC Academic All-Conference (2018-20)
- NCHC Scholar-Athlete (2018-19)
- NCHC Rookie of the Year (2018-19)
- NCHC All-Rookie Team (2018-19)
- NCHC Honorable Mention All-Conference (2019-20)

2019-20 (SOPHOMORE)

Had a goal and an assist in an exhibition game against Manitoba (Oct. 7)...scored his first goal of the season at Ohio State (Oct. 19)...scored a power play goal at Alaska Anchorage (Oct. 31)...had a goal against Wisconsin (Nov. 9)...scored a goal in each game of UNO's series at Western Michigan (Nov. 15-16)...had a goal against Miami (Nov. 23)...scored a power play goal against Minnesota Duluth (Dec. 7)...scored a goal against Arizona State (Dec. 21)... had two goals and an assist against Arizona State (Dec. 22)...scored a goal and an assist at North Dakota (Jan. 10)...had another goal at North Dakota (Jan. 11)...scored a power play goal against Denver (Jan. 18)...had two assists against Colorado College (Jan. 24)...scored his first career hat trick and had an assist against Western Michigan (Feb. 1)...was named NCHC Forward of the Week for his efforts against Western Michigan ...named to the NCHC Academic All-Conference Team (Feb. 19)...named NCHC Honorable Mention All-Conference (March 11).

2018-19 (FRESHMAN)

Made his collegiate debut at Union (Oct. 12)...registered his first collegiate point with an assist at Union (Oct. 13)... scored his first collegiate goal at Arizona State (Oct. 27)... had a goal against Miami (Nov. 2)...had another goal against Miami and an assist (Nov. 3)...named NCHC Rookie of the Week for his performance against Miami...had three goals and one assist for points in four straight games (Oct. 27 - Nov. 9)...scored a power play goal and had an assist against Arizona State (Nov. 23)...had a career-best three assists against Colorado College (Nov. 30)...scored a goal against Colorado College (Dec. 1)...named NCHC Rookie of the Week for the second time for his efforts against Colorado College... earned NCHC Rookie of the Month honors for November after scoring three goals and seven assists for 10 points in seven games...scored his first career game-winning goal and had an assist against North Dakota (Jan. 19)...had a power play goal against Western Michigan (Feb. 1)...had three primary assists against Western Michigan (Feb. 2)... named the NCHC Rookie of the Week for the third time for his efforts against Western Michigan...scored a goal against Denver (March 1)...was named to the NCHC All-Rookie Team



(March 12)...scored a goal at Minnesota Duluth (March 16)... was named the NCHC Rookie of the Year (March 21)...was named to the NCHC Academic All-Conference Team and was a Distinguished Scholar-Athlete.

BEFORE UNO

Was third in scoring for Penticton (BCHL) with 21 goals and 23 assists for 44 points in 46 games...ranked second on the team in goals...in 162 career games with the Veeps, had 36 goals and 41 assists for 77 points to go along with 97 penalty minutes...also had five goals and five assists for 10 points in 33 career playoff games...was a member of the Veeps' BCHL Playoff Championship in 2016-17.

PERSONAL

Born March 31, 1998...son of Dixon and Kerry Ward... has a sister, Payton...father played 537 NHL games with Vancouver, Los Angeles, Toronto, Buffalo, Boston and the New York Rangers...majoring in business administration.

CAREER STATISTICS

Season	GP	G	A	Pts	Shots	Shot%	Pen-Min	+/-	PPG	SHG	GWG
2018-19	35	9	18	27	79	.114	9-18	-8	3	0	1
2019-20	32	16	11	27	83	.193	14-42	-3	5	0	1
TOTAL	67	25	29	54	162	.154	23-60	-11	8	0	2



40

TYLER WEISS

JUNIOR • FORWARD • 5-11 • 146 • LEFT • RALEIGH, N.C. (USNTDP)



CAREER VS. 2020-21 OPPONENTS

Opponent	GP	G	A	Pts
Colorado College	6	1	2	3
Denver	6	0	3	3
Miami	6	0	2	2
Minnesota Duluth	8	0	5	5
North Dakota	7	2	1	3
St. Cloud State	6	0	1	1
Western Michigan	6	1	5	6



2019-20 (SOPHOMORE)

Scored two goals, one on the power play, at Alaska Anchorage (Nov. 1)...had two assists at Western Michigan (Nov. 16)...had a six-game point streak, a team season high, snapped against Miami (Nov. 22)...had two assists against Minnesota Duluth (Dec. 7)...scored a goal and had an assist against Arizona State (Dec. 22)...scored the game-winning goal and had an assist at Colorado College (Jan. 24).

2018-19 (FRESHMAN)

Had a goal and an assist in an exhibition game against Manitoba (Oct. 7)...made his collegiate debut against Arizona State (Nov. 23) after missing the first 10 games with an injury...registered his first collegiate point with an assist at St. Cloud State (Dec. 8)...scored his first collegiate goal against North Dakota (Jan. 18)...scored a goal against Western Michigan (Feb. 2)...had two assists against Denver (March 2)...had a goal and an assist at North Dakota (March 9).

BEFORE UNO

Played in 58 games for the U.S. National Team Development Program in 2017-18, scoring 12 goals and earning 19 assists for 31 points while picking up 92 penalty minutes...also appeared in 22 games for the USNTDP Junior Team in the USHL, scoring three goals and eight assists for 11 points along with 21 penalty minutes...also competed for Team USA at the Under-18 World Championship, notching two goals and two assists in seven games to help the U.S. to a silver medal...was drafted by the Colorado Avalanche in the fourth round, 109th overall, in the 2018 NHL Entry Draft.

PERSONAL

Born Jan. 3, 2000...son of Shawn and Kelly Weiss...has two brothers, Ryan and Patrick...majoring in communication studies.

CAREER STATISTICS

Season	GP	G	A	Pts	Shots	Shot%	Pen-Min	+/-	PPG	SHG	GWG
2018-19	25	3	8	11	31	.097	9-37	-4	0	0	0
2019-20	35	4	18	22	70	.057	8-27	-2	1	0	1
TOTAL	60	7	26	33	101	.069	17-64	-6	1	0	1



45

JOEY ABATE

SOPHOMORE • FORWARD • 6-2 • 188 • LEFT • BLOOMINGDALE, ILL. (YOUNGSTOWN - USHL)



CAREER VS. 2020-21 OPPONENTS

Opponent	GP	G	A	Pts
Colorado College	4	1	3	4
Denver	1	0	0	0
Miami	4	0	0	0
Minnesota Duluth	2	2	1	3
North Dakota	4	1	2	3
St. Cloud State	2	0	0	0
Western Michigan	2	0	1	1

HONORS AND AWARDS

- NCHC All-Rookie Team (2019-20)
- NCHC Academic All-Conference (2019-20)
- NCHC Distinguished Scholar-Athlete (2019-20)

2019-20 (FRESHMAN)

Scored his first collegiate goal, the game winner, against Alabama Huntsville (Oct. 12)...scored the game-winning goal at Ohio State (Oct. 19)...scored the game-winning goal at Alaska Anchorage (Oct. 31)...scored his fourth game-winning goal and added an assist against Wisconsin (Nov. 9)...registered a goal and an assist against Minnesota Duluth (Dec. 6)...had another goal against Minnesota Duluth (Dec. 7)...scored a goal against Arizona State (Dec. 22)...had an empty-net goal and an assist at North Dakota (Jan. 10)...had a shorthanded goal and added an assist at Colorado College (Jan. 24)...was named to the NCHC All-Rookie Team (March 10)... was named NCHC Academic All-Conference and a Distinguished Scholar Athlete (July 22).

BEFORE UNO

Finished seventh in scoring for Youngstown (USHL) in 2018-19 with 10 goals and 20 assists for 30 points in 49 games... also earned 98 penalty minutes...appeared in 12 games for Omaha (USHL) in 2017-18, earning one goal, before finishing the season in Youngstown where he had five goals and 10 assists for 15 points in 39 games...also had 134 penalty minutes...in the playoffs, had four goals and two assists for six points in 13 career playoff games for the Phantoms.

PERSONAL

Born Sept. 26, 1998 in Chicago, Ill....son of Joe and Jeannine Abate...has a brother, Phil, a sister, Alyssa, a step brother, Mikey, and two step sisters, Lexi and Gianna...majoring in business administration.

CAREER STATISTICS

Season	GP	G	A	Pts	Shots	Shot%	Pen-Min	+/-	PPG	SHG	GWG
2019-20	31	9	9	18	49	.184	18-36	+2	0	1	4
TOTAL	31	9	9	18	49	.184	18-36	+2	0	1	4



48

JOSH BOYER

SOPHOMORE • FORWARD • 6-3 • 200 • RIGHT • WASILLA, ALASKA (MADISON/SIOUX CITY - USHL)



CAREER VS. 2020-21 OPPONENTS

Opponent	GP	G	A	Pts
Colorado College	4	0	1	1
Denver	2	0	0	0
Miami	3	0	0	0
Minnesota Duluth	4	0	0	0
North Dakota	3	0	0	0
St. Cloud State	2	0	0	0
Western Michigan	3	1	0	1

HONORS AND AWARDS

- NCHC Academic All-Conference (2019-20)
- NCHC Distinguished Scholar-Athlete (2019-20)
- AHCA All-American Scholar (2019-20)



2019-20 (FRESHMAN)

Scored his first collegiate goal (Omaha's first goal of the season) in his collegiate debut against Alabama Huntsville (Oct. 11)...had his first collegiate assist against Alabama Huntsville (Oct. 12)...had a goal against Wisconsin (Nov. 9)...had an empty-net goal at Western Michigan (Nov. 16)... named an AHCA All-American Scholar (July 21)... was named NCHC Academic All-Conference and a Distinguished Scholar Athlete (July 22).

BEFORE UNO

Put up nine goals and 13 assists for 22 points in 45 games for Madison (USHL) in 2018-19...also had 34 penalty minutes... finished the season with Sioux City (USHL), scoring five goals

and earning three assists for eight points in 17 games...also had two penalty minutes...in 2017-18, played 58 games for Brookings (NAHL), scoring 27 goals and earning 31 assists for 58 points along with 50 penalty minutes.

PERSONAL

Born Oct. 7, 1999 in Okinawa, Japan...son of Dave and Valeri Boyer...he and wife, McKinley, were married in the summer of 2020...has two sisters, Nicole Christy and Lauren McAdams, and four brothers, Kevin, Jonathan, Joseph and Benjamin...brother Jonathan played baseball for Missouri Baptist...majoring in business administration.

CAREER STATISTICS

Season	GP	G	A	Pts	Shots	Shot%	Pen-Min	+/-	PPG	SHG	GWG
2019-20	31	3	2	5	18	.167	7-14	+3	0	0	0
TOTAL	31	3	2	5	18	.167	7-14	+3	0	0	0



9

RYAN BRUSHETT

SOPHOMORE • FORWARD • 6-0 • 180 • RIGHT • VERDUN, QUEBEC (POWELL RIVER - BCHL)



CAREER VS. 2020-21 OPPONENTS

Opponent	GP	G	A	Pts
Colorado College	4	0	2	2
Denver	2	0	0	0
Miami	4	0	1	1
Minnesota Duluth	4	0	1	1
North Dakota	4	1	1	2
St. Cloud State	2	0	1	1
Western Michigan	4	0	2	2

HONORS AND AWARDS

•NCHC Academic All-Conference (2019-20)

2019-20 (FRESHMAN)

Made his collegiate debut against Alabama Huntsville, registering an assist for his first career point (Oct. 11)...assisted on both goals at Ohio State (Oct. 19)...had two assists at Western Michigan (Nov. 16)...scored his first collegiate goal at Maine (Jan. 3)...recorded two assists against Colorado College (Feb. 21)...had a goal and an assist against North Dakota (March 6)... was named NCHC Academic All-Conference (July 22).

BEFORE UNO

Led Powell River (BCHL) in scoring in 2018-19 and finished second in league scoring with 41 goals and 43 assists for 84 points to go along with 22 penalty minutes in 55 games...led

the BCHL in goals scored...added five goals and four assists for nine points along with 16 penalty minutes in nine playoff games...in 2017-18, played in 58 games for Surrey (BCHL), scoring 21 goals and adding 28 assists for 49 points...in 163 career BCHL games, had 72 goals and 87 assists for 159 points as well as 75 penalty minutes.

PERSONAL

Born June 14, 1998...son of Timothy Brushett and Paula Neill...has a sister, Michelle...majoring in business administration.

CAREER STATISTICS

Season	GP	G	A	Pts	Shots	Shot%	Pen-Min	+/-	PPG	SHG	GWG
2019-20	36	2	16	18	52	.038	2-4	-3	1	0	0
TOTAL	36	2	16	18	52	.038	2-4	-3	1	0	0



3

KIRBY PROCTOR

SOPHOMORE • DEFENSE • 6-3 • 197 • LEFT • OKOTOKS, ALBERTA (DES MOINES - USHL)



CAREER VS. 2020-21 OPPONENTS

Opponent	GP	G	A	Pts
Colorado College	4	0	1	1
Denver	2	0	0	0
Miami	4	0	0	0
Minnesota Duluth	4	0	1	1
North Dakota	2	1	0	1
St. Cloud State	2	0	1	1
Western Michigan	4	0	0	0

HONORS AND AWARDS

- NCHC Academic All-Conference (2019-20)
- NCHC Distinguished Scholar-Athlete (2019-20)



2019-20 (FRESHMAN)

Made his collegiate debut against Alabama Huntsville (Oct. 11)...registered his first collegiate point with an assist at Alaska Anchorage (Oct. 31)...scored his first collegiate goal, the game winner, against North Dakota (March 6)... was named NCHC Academic All-Conference and a Distinguished Scholar-Athlete (July 22).

BEFORE UNO

Played 60 games with Des Moines (USHL) in 2018-19, earning a goal and 17 assists for 18 points...also picked up 35 penalty minutes...was named to the 2019 USHL/NHL Top Prospects Game...played for Bonnyville (AJHL) in 2017-18, earning five goals and 20 assists for 25 points in 54 games... also had 59 penalty minutes...was named team's rookie of the year.

PERSONAL

Born April 20, 2001...son of James and Leanne Proctor... has a brother, Coby, and two sisters, Hannah and Hailey... majoring in business administration.

CAREER STATISTICS


Season	GP	G	A	Pts	Shots	Shot%	Pen-Min	+/-	PPG	SHG	GWG
2019-20	32	1	6	7	22	.045	6-12	+9	0	0	1
TOTAL	32	1	6	7	22	.045	6-12	+9	0	0	1



21

NOAH PROKOP

SOPHOMORE • FORWARD • 6-1 • 198 • RIGHT • LITTLETON, COLO. (GREEN BAY - USHL)



CAREER VS. 2020-21 OPPONENTS

Opponent	GP	G	A	Pts
Colorado College	4	1	0	1
Denver	2	1	0	1
Miami	3	0	0	0
Minnesota Duluth	4	0	0	0
North Dakota	4	0	2	2
St. Cloud State	0	0	0	0
Western Michigan	4	0	0	0

HONORS AND AWARDS

- NCHC Academic All-Conference (2019-20)
- NCHC Distinguished Scholar-Athlete (2019-20)

2019-20 (FRESHMAN)

Made his collegiate debut against Alabama Huntsville (Oct. 12)...registered his first collegiate point with an assist at North Dakota (Jan. 10)...scored his first collegiate goal, shorthanded and unassisted, against Denver (Jan. 17)...scored a goal against Colorado College (Feb. 21)...was named NCHC Academic All-Conference and a Distinguished Scholar-Athlete (July 22).

notching 21 goals and 24 assists for 45 points and 183 penalty minutes....had 15 goals and 30 assists for 45 points in 54 games at Shattuck St. Mary's Prep during the 2016-17 season.

PERSONAL

Born Jan. 15, 2000...son of Doug and Janette Prokop...has a brother, Simon...majoring in business administration.

BEFORE UNO

Had 14 goals and 12 assists for 26 points in 59 games for Green Bay (USHL) in 2018-19...also had 102 penalty minutes...appeared in 115 career games with Green Bay,

CAREER STATISTICS											
Season	GP	G	A	Pts	Shots	Shot%	Pen-Min	+/-	PPG	SHG	GWG
2019-20	27	2	2	4	32	.062	12-35	-5	0	1	0
TOTAL	27	2	2	4	32	.062	12-35	-5	0	1	0



28

JACK RANDL

SOPHOMORE • FORWARD • 5-10 • 180 • LEFT • CARPENTERSVILLE, ILL. (OMAHA - USHL)



CAREER VS. 2020-21 OPPONENTS

Opponent	GP	G	A	Pts
Colorado College	0	0	0	0
Denver	0	0	0	0
Miami	0	0	0	0
Minnesota Duluth	0	0	0	0
North Dakota	0	0	0	0
St. Cloud State	0	0	0	0
Western Michigan	2	0	0	0



BEFORE UNO

Played 50 games for Omaha (USHL) in 2019-20, earning 12 goals and 37 assists for 49 points as well as 30 penalty minutes...in 158 career USHL games, had 41 goals and 59 assists for 100 points and 182 penalty minutes...earned a spot on the USA Hockey Ivan Hlinka Team in 2016-17 and played in four games with one assist...in 2017-18, was named to the 2017 CCM USA Hockey All-American Prospects Game and was later named to the U.S. Junior Select Team for the World Junior A Challenge...also was named to the 2018 USHL/NHL Top Prospects game and was a member of the 2017-18 USHL All-Academic Team...in 2018-19, played 22 games for Michigan (Big Ten), earning one assist.

PERSONAL

Born May 7, 2000...son of Mark and Ronda Randl...has a sister, Jenna, and a brother, Tim...graduated from Gross Catholic High School in Bellevue, Neb. ...majoring in business administration.

CAREER STATISTICS

Season	GP	G	A	Pts	Shots	Shot%	Pen-Min	+/-	PPG	SHG	GWG
2018-19 ^	21	0	1	1	20	.000	0-0	-2	0	0	0
TOTAL	21	0	1	1	20	.000	0-0	-2	0	0	0

^ At Michigan



36

AUSTIN RODEN

SOPHOMORE • GOALTENDER • 6-0 • 183 • LEFT • SIDNEY, BRITISH COLUMBIA (MERRITT - BCHL)



CAREER VS. 2020-21 OPPONENTS

Opponent	GP	GA	SV	Rec.
Colorado College	1	1	29	1-0-0
Denver	0	0	0	0-0-0
Miami	1	4	20	0-1-0
Minnesota Duluth	2	4	50	0-2-0
North Dakota	2	6	50	1-1-0
St. Cloud State	0	0	0	0-0-0
Western Michigan	0	0	0	0-0-0

HONORS AND AWARDS

- NCHC Academic All-Conference (2019-20)
- NCHC Distinguished Scholar-Athlete (2019-20)



2019-20 (FRESHMAN)

Made 19 saves and allowed two goals in 34:14 in an exhibition game against Manitoba (Oct. 7)...made 18 saves and allowed no goals in a 5-0 win over Alabama Huntsville in his collegiate debut (Oct. 12)...made 30 saves and allowed four goals in an 8-4 win over Arizona State (Dec. 22)...made a career-high 46 saves and allowed two goals in a 2-2 tie at Maine (Jan. 3)...made 29 saves and allowed one goal in 51:27 of relief work, earning the win in a 6-4 victory at Colorado College (Jan. 24)...made 27 saves and allowed one goal in 43:17 of relief, earning a 4-1 win over North Dakota (March 6)...was named NCHC Academic All-Conference and a Distinguished Scholar-Athlete (July 22).

BEFORE UNO

Appeared in 42 games for Merritt (BCHL) during the 2018-19 season, posting a record of 27-11-0 with a 2.95 goals against average and a .912 save percentage...played in 98 career BCHL games with Merritt and Nanaimo, posting a record of 48-32-4 with a 2.84 GAA and a .915 save percentage.

PERSONAL

Born April 30, 1998...son of Kent and Kirsten Roden...has a sister, Cayden...majoring in business administration.

CAREER STATISTICS

Season	GP	Minutes	GA	GAA	Saves	Save%	W	L	T	Sho
2019-20	11	605:48	29	2.87	283	.907	4	6	1	1
TOTAL	11	605:48	29	2.87	283	.907	4	6	1	1



47

ALEX ROY

SOPHOMORE • DEFENSE • 6-7 • 215 • LEFT • BEAUMONT, QUEBEC (JAMESTOWN - NAHL)



CAREER VS. 2020-21 OPPONENTS

Opponent	GP	G	A	Pts
Colorado College	0	0	0	0
Denver	0	0	0	0
Miami	1	0	0	0
Minnesota Duluth	3	0	0	0
North Dakota	1	0	0	0
St. Cloud State	1	0	0	0
Western Michigan	2	0	0	0

HONORS AND AWARDS

•NCHC Academic All-Conference (2019-20)

2019-20 (FRESHMAN)

Made his collegiate debut against Alabama Huntsville (Oct. 12)... was named NCHC Academic All-Conference (July 22).

PERSONAL

Born Sept. 21, 1998...son of Gilbert Roy and Chantal Gelinas... has a sister, Stephanie...majoring in business administration.

BEFORE UNO

Was second in defenseman scoring for Jamestown (NAHL) in 2018-19 with three goals and 24 assists for 27 points in 60 games...also had 32 penalty minutes...added two goals and three assists for five points in five playoff games...prior to that, played three seasons for Andre-Laurendeau of the QCHL, amassing nine goals and 31 assists for 40 points in 104 games.


CAREER STATISTICS											
Season	GP	G	A	Pts	Shots	Shot%	Pen-Min	+/-	PPG	SHG	GWG
2019-20	14	0	0	0	8	.000	1-2	0	0	0	0
TOTAL	14	0	0	0	8	.000	1-2	0	0	0	0



31

ISAIAH SAVILLE

SOPHOMORE • GOALTENDER • 6-1 • 196 • RIGHT • ANCHORAGE, ALASKA (TRI-CITY - USHL)



CAREER VS. 2020-21 OPPONENTS

Opponent	GP	GA	SV	Rec.
Colorado College	4	7	95	2-1-0
Denver	2	3	72	0-0-2
Miami	3	10	87	0-2-1
Minnesota Duluth	3	12	76	0-2-0
North Dakota	3	7	58	1-1-0
St. Cloud State	2	7	53	1-1-0
Western Michigan	4	12	107	2-2-0

HONORS AND AWARDS

- NCHC Academic All-Conference (2019-20)
- NCHC Distinguished Scholar-Athlete (2019-20)

2019-20 (FRESHMAN)

Made six saves and allowed one goal in 30:46 in an exhibition game against Manitoba (Oct. 7)...made 14 saves and allowed one goal in his collegiate debut, a 6-1 win over Alabama Huntsville (Oct. 11)...made 37 saves in a 2-1 win at Ohio State (Oct. 19)...named NCHC Goaltender of the Week (Oct. 21)...made 19 saves and allowed three goals in a 4-3 win at Alaska Anchorage (Oct. 31)...made 29 saves and allowed two goals in a 5-2 win over Wisconsin (Nov. 9)...made 26 saves and allowed three goals in a 6-3 win at Western Michigan (Nov. 16)...made 19 saves and allowed three goals in a 3-3 tie with Miami (Nov. 22)...made 29 saves and allowed three goals in a 4-3 OT win at St. Cloud State (Dec. 14)...made 26 saves and allowed three goals in a 6-3 win at North Dakota (Jan. 10)...made 27 saves and allowed one goal in a 1-1 tie with Denver (Jan. 17)...made a career-high 45 saves and allowed two goals in a 2-2 tie with Denver (Jan. 18)...named NCHC Rookie of the Week for his efforts against Denver (Jan. 20)...made 38 saves and allowed one goal in a 4-1 win at Colorado College (Jan. 25)...made 24 saves and allowed two goals in a 4-2 win over Western Michigan (Feb. 1)...made 22 saves and recorded his first career shutout in a 5-0 win over Colorado College (Feb. 21)... named NCHC Rookie of the Week for the second time for his efforts against Colorado College...named NCHC Academic All-Conference and a Distinguished Scholar Athlete (July 22).

BEFORE UNO

Was the Goaltender of the Year in the USHL and a member of the league's all-rookie team in 2018-19...played in 34 games for Tri-City, posting a record of 25-4-2-1 with a 1.90 goals-against average and a .925 save percentage... ranked first in the USHL in GAA, second in save percentage, fourth in shutouts (4) and fifth in wins...won a gold medal with the U.S. Junior Select Team in the World Junior A Challenge, pitching a 25-save shutout in the championship game against Russia...also was named to the 2019 USHL/NHL Top Prospects game...in six playoff games with Tri-City, went 3-3 with a 2.20 GAA and a .910 save percentage... prior to that, appeared in 41 games for Minnesota (NAHL) in 2017-18, earning a record of 21-13-3-1 with a 2.41 GAA and a .927 save percentage...as a freshman at West Anchorage High School, won a state championship and was both all-conference and all-state...drafted by Vegas in the fifth round, 135th overall, in the 2019 NHL Entry Draft.

PERSONAL

Born Sept. 21, 2000...son of Rich Saville and Kjersti Langnes... has one brother, Jeran Pelagio-Williams...majoring in business administration.

CAREER STATISTICS

Season	GP	Minutes	GA	GAA	Saves	Save%	W	L	T	Sho
2019-20	28	1559:22	74	2.85	718	.907	10	11	4	1
TOTAL	28	1559:22	74	2.85	718	.907	10	11	4	1



4

BRANDON SCANLIN

SOPHOMORE • DEFENSE • 6-4 • 213 • LEFT • HAMILTON, ONTARIO (BROOKS - AJHL)



CAREER VS. 2020-21 OPPONENTS

Opponent	GP	G	A	Pts
Colorado College	4	1	0	1
Denver	2	0	0	0
Miami	4	0	1	1
Minnesota Duluth	4	0	1	1
North Dakota	4	0	0	1
St. Cloud State	2	0	0	0
Western Michigan	4	0	2	2

HONORS AND AWARDS

- NCHC All-Rookie Team (2019-20)
- NCHC Academic All-Conference (2019-20)
- NCHC Distinguished Scholar-Athlete (2019-20)

2019-20 (FRESHMAN)

Made his collegiate debut against Alabama Huntsville, registering an assist for his first career point (Oct. 11)...scored his first collegiate goal at Alaska Anchorage (Oct. 31)...had two assists at Alaska Anchorage (Nov. 1)...named NCHC Rookie of the Week for his performance at UAA (Nov. 4)...had a power play goal against Wisconsin (Nov. 8)...scored a goal against Colorado College (Feb. 21)...named to the NCHC All-Rookie Team (March 10)... was named NCHC Academic All-Conference and a Distinguished Scholar-Athlete (July 22).

helping the Bandits to the AJHL championship and later, a victory in the Canadian Junior A National Championship game...in two seasons with Brooks, had 24 goals and 60 assists for 84 points in 98 games while picking up 50 penalty minutes...also had two goals and 16 assists for 18 points in 24 career playoff games.

PERSONAL

Born June 2, 1999...son of Derek and Cheryl Scanlin...has a brother, Matt...majoring in kinesiology.

BEFORE UNO

Put up 16 goals and 27 assists for 43 points in 40 games for Brooks (AJHL) in 2018-19...also had 22 penalty minutes... added a goal and 10 assists for 11 points in 15 playoff games,

CAREER STATISTICS

Season	GP	G	A	Pts	Shots	Shot%	Pen-Min	+/-	PPG	SHG	GWG
2019-20	36	3	11	14	47	.064	8-16	-4	2	0	0
TOTAL	36	3	11	14	47	.064	8-16	-4	2	0	0



11

NOLAN SULLIVAN

SOPHOMORE • FORWARD • 5-11 • 203 • LEFT • EDEN PRAIRIE, MINN. (MUSKEGON - USHL)



CAREER VS. 2020-21 OPPONENTS

Opponent	GP	G	A	Pts
Colorado College	4	1	2	3
Denver	2	0	0	0
Miami	4	1	1	2
Minnesota Duluth	4	0	0	0
North Dakota	4	0	0	0
St. Cloud State	2	1	1	2
Western Michigan	4	2	1	3

HONORS AND AWARDS

- NCHC Academic All-Conference (2019-20)
- NCHC Distinguished Scholar-Athlete (2019-20)

2019-20 (FRESHMAN)

Made his collegiate debut at Ohio State (Oct. 19)...scored his first collegiate goal against Wisconsin (Nov. 8)...had two assists against Wisconsin (Nov. 9)...was named the NCHC Rookie of the Week for his efforts against Wisconsin... scored a goal and added an assist against Miami (Nov. 22)...had a goal and an assist at St. Cloud State (Dec. 14)... scored a goal against Arizona State (Dec. 21)...had two primary assists against Arizona State (Dec. 22)...had a goal at Colorado College (Jan. 25)...scored a power play goal against Western Michigan (Jan. 31)...scored another goal against Western Michigan (Feb. 1), giving him goals in three straight games... was named NCHC Academic All-Conference and a Distinguished Scholar-Athlete (July 22).

BEFORE UNO

In 60 games for Muskegon (USHL) in 2018-19, had 20 goals and 11 assists for 31 points as well as 46 penalty minutes... in two years with Muskegon, had 23 goals and 15 assists for 38 points in 119 career USHL games...was a three-year letter winner in hockey and football at Eden Prairie, helping the football team to a state title in his sophomore year.

PERSONAL

Born May 26, 1999...son of Tim and Marybeth Sullivan... has two brothers, Marc and John...father played hockey for Providence College from 1982-86...majoring in business administration.

CAREER STATISTICS

Season	GP	G	A	Pts	Shots	Shot%	Pen-Min	+/-	PPG	SHG	GWG
2019-20	33	7	10	17	65	.108	18-47	0	1	0	0
TOTAL	33	7	10	17	65	.108	18-47	0	1	0	0



35

JACOB ZAB

SOPHOMORE • GOALTENDER • 5-9 • 175 • LEFT • MENTOR, OHIO (PITTSBURGH - USPHL)



HONORS AND AWARDS

- NCHC Academic All-Conference (2019-20)
- NCHC Distinguished Scholar-Athlete (2019-20)
- AHCA All-American Scholar (2019-20)



2019-20 (FRESHMAN)

Did not appear in a game during the regular season... named an AHCA All-American Scholar (July 21)... was named NCHC Academic All-Conference and a Distinguished Scholar-Athlete (July 22).

appeared in two playoff games for the Vengeance, going 1-1 with a 2.00 GAA.

PERSONAL

Born April 12, 1998...son of Joe and Pam Zab...has one brother, Nathan...majoring in business administration.

BEFORE UNO

Appeared in 12 games for Pittsburgh of the USPHL Premier league in 2018-19, notching a record of 5-3-0-3-1 with a 2.31 goals-against average and .917 save percentage...also





29

KADEN BOHLSSEN

FRESHMAN • FORWARD • 6-3 • 192 • RIGHT • WILLMAR, MINN. (FARGO - USHL)

BEFORE UNO

Played in 44 games with Fargo (USHL) in 2019-20, earning 13 goals and 19 assists for 32 points as well as 69 penalty minutes...in 126 career USHL games with Fargo and Des Moines, amassed 26 goals and 27 assists for 53 points and 190 penalty minutes...was named to the 2019 USHL/NHL Top Prospects Game, scoring one goal.

PERSONAL

Born Jan. 10, 2001...son of Shawn and Shannon Bohlsen... has a brother, Ethan, and two sisters, Libby and Hattie... majoring in business administration.



26

BROCK BREMER

FRESHMAN • FORWARD • 5-5 • 140 • RIGHT • FOREST LAKE, MINN. (LINCOLN - USHL)

BEFORE UNO

Was third in team scoring for Lincoln (USHL) in 2019-20, picking up 19 goals and 24 assists for 43 points as well as 83 penalty minutes...in 105 career games with Lincoln and Muskegon, had 35 goals and 42 assists for 77 points and 158 penalty minutes...prior to junior hockey, played high school hockey for Hill-Murray where he helped the Pioneers to two state tournament appearances and was twice an all-conference selection.

PERSONAL

Born Aug. 26, 1999...son of Skip and Jennifer Bremer...has one sister, Alexa...majoring in business administration.





24

JIMMY GLYNN

FRESHMAN • FORWARD • 5-10 • 168 • RIGHT • LEMONT, ILL. (DUBUQUE - USHL)

BEFORE UNO

Played in 45 games for Dubuque (USHL) in 2019-20, earning seven goals and 11 assists for 18 points and 16 penalty minutes...spent the prior two seasons in the NAHL with Philadelphia and Jamestown, totaling 15 goals and 33 assists for 48 points in 106 games...also had 94 penalty minutes.

PERSONAL

Born Feb. 24, 2000...son of Michael and Jill Glynn...has a sister, Nicole...majoring in business administration.



44

JAKE HARRISON

FRESHMAN • DEFENSE • 5-9 • 179 • LEFT • WEST KELOWNA, BRITISH COLUMBIA (WEST KELOWNA - BCHL)

BEFORE UNO

Was limited to just one regular season game with West Kelowna (BCHL) last season due to injury but appeared in five playoff games, scoring a goal and three assists for four points with two penalty minutes...in 166 career games with West Kelowna from 2014-20, earned 18 goals and 65 assists for 83 points and 179 penalty minutes...also played in 36 playoff games, earning four goals and 12 assists for 16 points to go along with 20 penalty minutes...in 2018-19, played 49 games for Fargo (USHL), scoring two goals and eight assists for 10 points and 95 penalty minutes.

PERSONAL

Born April 13, 1999...son of Robert Harrison and Zuzana Lehocky...majoring in majoring in business administration.





12

NOLAN KRENZEN

FRESHMAN • DEFENSE • 5-9 • 180 • RIGHT • DULUTH, MINN. (OMAHA/SIOUX CITY - USHL)

BEFORE UNO

Spent the 2019-20 season with both Omaha and Sioux City (USHL)...in 44 games, totaled five goals and 18 assists for 23 points as well as 20 penalty minutes...in 105 career USHL games, had nine goals and 25 assists for 34 points and 52 penalty minutes...was named to the U.S. Junior Select Team for the World Junior A Challenge in 2019, helping the Americans to a Bronze medal...before junior hockey, played two years for Duluth Marshall High School.

PERSONAL

Born July 13, 2001...son of Scott and Kelly Krenzen...has a sister, Mary, and a brother, Lane...brother plays hockey for Denver (NCHC)...majoring in kinesiology.



27

MATT MILLER

FRESHMAN • FORWARD • 6-2 • 194 • RIGHT • LEO, IND. (LINCOLN - USHL)

BEFORE UNO

Came to Omaha after spending four seasons in the USHL, the last season with Lincoln...in 47 games with the Stars during the 2019-20 season, had 13 goals and 17 assists for 30 points along with 16 penalty minutes...in 180 USHL games with Lincoln, Sioux City and the USNTDP Juniors, put up 33 goals and 37 assists for 70 points to go with 32 penalty minutes...also represented the U.S. in the 2016 Ivan Hlinka Tournament, appearing in four games.

PERSONAL

Born Sept. 4, 1999...son of Mike Miller...has a sister, Ashley, who pitches for the Michigan State softball team...majoring in business administration.





2020-21 OMAHA HOCKEY CAPTAINS



Omaha hockey captains (left to right): Kevin Conley (captain); Taylor Ward, Nolan Sullivan, Nate Knoepke (Assistants)

OMAHA HOCKEY CAPTAINS YEAR-BY-YEAR

- 2020-21 Kevin Conley
- 2019-20 Dean Stewart
- 2018-19 Mason Morelli
- 2017-18 Joel Messner
- 2016-17 Justin Parizek
- 2015-16 Brian Cooper
Jake Guentzel
- 2014-15 Brian O'Rourke
Dominic Zombo
- 2013-14 Michael Young
- 2012-13 Brent Gwidt
Matt White
- 2011-12 Terry Broadhurst
- 2010-11 Joey Martin
- 2009-10 Jeric Agosta
Mark Bernier
- 2008-09 Mark Bernier
- 2007-08 Bryan Marshall
- 2006-07 Scott Parse
- 2005-06 Mike Lefley
- 2004-05 Mike Lefley
- 2003-04 Mike Lefley
- 2002-03 David Brisson
Greg Zanon
- 2001-02 David Brisson
- 2000-01 Jason Cupp
- 1999-00 Jeff Edwards
- 1998-99 Jeff Edwards
- 1997-98 Jeff Edwards



OPPONENTS

COLORADO COLLEGE

GENERAL INFORMATION

Location Colorado Springs, Colo.
 Enrollment 2,034
 Nickname Tigers
 Conference NCHC
 Arena Colorado Springs World Arena
 Dimensions 200 x 100 • Capacity: 7,380

COACHING STAFF

Head Coach Mike Haviland
 Alma Mater Elmira, 1990
 Career Record 63-136-20, Six seasons
 Assistant Coaches R.J. Enga, Leon Hayward

TEAM INFORMATION

2019-20 Overall Record 11-20-3
 2019-20 NCHC Record 4-17-3-0/1 (8th)
 Series Record UNO leads 18-10-5
 In Omaha UNO leads 9-4-3
 In Colorado Springs UNO leads 9-6-1
 Neutral Site Series tied 0-0-1

COMMUNICATIONS

Hockey Contact Jerry Cross
 Phone 719-389-6755
 Email jerry.cross@coloradocollege.edu
 Website CCTigers.com

DENVER

GENERAL INFORMATION

Location Denver, Colo.
 Enrollment 11,656
 Nickname Pioneers
 Conference NCHC
 Arena Magness Arena
 Dimensions 200 x 85 • Capacity: 6,026

COACHING STAFF

Head Coach David Carle
 Alma Mater Denver, 1993
 Career Record 45-21-11, Two seasons
 Assistant Coaches Tavis MacMillan, Dallas Ferguson

TEAM INFORMATION

2019-20 Overall Record 21-9-6
 2019-20 NCHC Record 11-8-5-1/3 (3rd)
 Series Record DU leads 30-9-5
 In Omaha DU leads 12-7-3
 In Denver DU leads 18-2-2

MEDIA RELATIONS

Hockey Contact Matthew McGreevy
 Phone 303-871-2390
 Email matthew.mcgreevy@du.edu
 Website DenverPioneers.com

MIAMI

GENERAL INFORMATION

Location Oxford, Ohio
 Enrollment 17,720
 Nickname RedHawks
 Conference NCHC
 Arena Steve Cady Arena
 Dimensions 200 x 85 • Capacity: 3,642

COACHING STAFF

Head Coach Chris Bergeron
 Alma Mater Miami, 1993
 Career Record 179-175-49, One season
 Assistant Coaches Barry Schutte, Eric Rud

TEAM INFORMATION

2019-20 Overall Record 8-21-5
 2019-20 NCHC Record 5-16-3-2/0 (7th)
 Series Record MU leads 25-19-7
 In Omaha MU leads 11-10-3
 In Oxford MU leads 14-8-4
 Neutral Site UNO leads 1-0-0

MEDIA RELATIONS

Hockey Contact Chad Twaro
 Phone 513-529-1601
 Email twaroc@miamioh.edu
 Website MURedHawks.com

MINNESOTA DULUTH

GENERAL INFORMATION

Location Duluth, Minn.
 Enrollment 11,800
 Nickname Bulldogs
 Conference NCHC
 Arena AMSOIL Arena
 Dimensions 200 x 85 • Capacity: 6,726

COACHING STAFF

Head Coach Scott Sandelin
 Alma Mater North Dakota, 1986
 Career Record 391-321-89, 20 seasons
 Assistant Coaches Derek Plante, Adam Krause

TEAM INFORMATION

2019-20 Overall Record 22-10-2
 2019-20 NCHC Record 17-5-2-0/0 (2nd)
 Series Record UMD leads 25-11-2
 In Omaha UMD leads 11-8-0
 In Duluth UMD leads 14-3-3

MEDIA RELATIONS

Hockey Contact Sean Allan
 Phone 218-726-8514
 Email allan074@d.umn.edu
 Website UMDBulldogs.com

NORTH DAKOTA

GENERAL INFORMATION

Location Grand Forks, N.D.
 Enrollment 13,950
 Nickname Fighting Hawks
 Conference NCHC
 Arena Ralph Engelstad Arena
 Dimensions 200 x 85 • Capacity: 11,634

COACHING STAFF

Head Coach Brad Berry
 Alma Mater North Dakota, 2002
 Career Record 116-57-23, Five seasons
 Assistant Coaches Dane Jackson, Karl Goehring

TEAM INFORMATION

2019-20 Overall Record 26-5-4
 2019-20 NCHC Record 17-4-3-1/1 (1st)
 Series Record UND leads 24-13-1
 In Omaha UND leads 12-6-0
 In Grand Forks UND leads 12-7-1

MEDIA RELATIONS

Hockey Contact Mitch Wigness
 Phone 701-777-4210
 Email mitchell.wigness@und.edu
 Website FightingHawks.com

ST. CLOUD STATE

GENERAL INFORMATION

Location St. Cloud, Minn.
 Enrollment 16,400
 Nickname Huskies
 Conference NCHC
 Arena Herb Brooks National Hockey Center
 Dimensions 200 x 100 • Capacity: 5,371

COACHING STAFF

Head Coach Brett Larson
 Alma Mater Minnesota Duluth, 1995
 Career Record 43-21-9, Two seasons
 Assistant Coaches Dave Shyjak, Nick Oliver

TEAM INFORMATION

2019-20 Overall Record 13-15-6
 2019-20 NCHC Record 10-12-2-0/1 (5th)
 Series Record SCSU leads 25-11-2
 In Omaha SCSU leads 9-6-1
 In St. Cloud SCSU leads 16-5-1

MEDIA RELATIONS

Hockey Contact Tom Nelson
 Phone 320-308-2141
 Email tnelson@stcloudstate.edu
 Website SCSUHuskies.com



WESTERN MICHIGAN

GENERAL INFORMATION

Location Kalamazoo, Mich.
 Enrollment 25,086
 Nickname Broncos
 Conference NCHC
 Arena Lawson Ice Arena
 Dimensions 200 x 85 • Capacity: 3,667

COACHING STAFF

Head Coach Andy Murray
 Alma Mater Brandon, 1972
 Career Record 157-144-40, Nine seasons
 Assistant Coaches Pat Ferschweiler, J.J. Crew

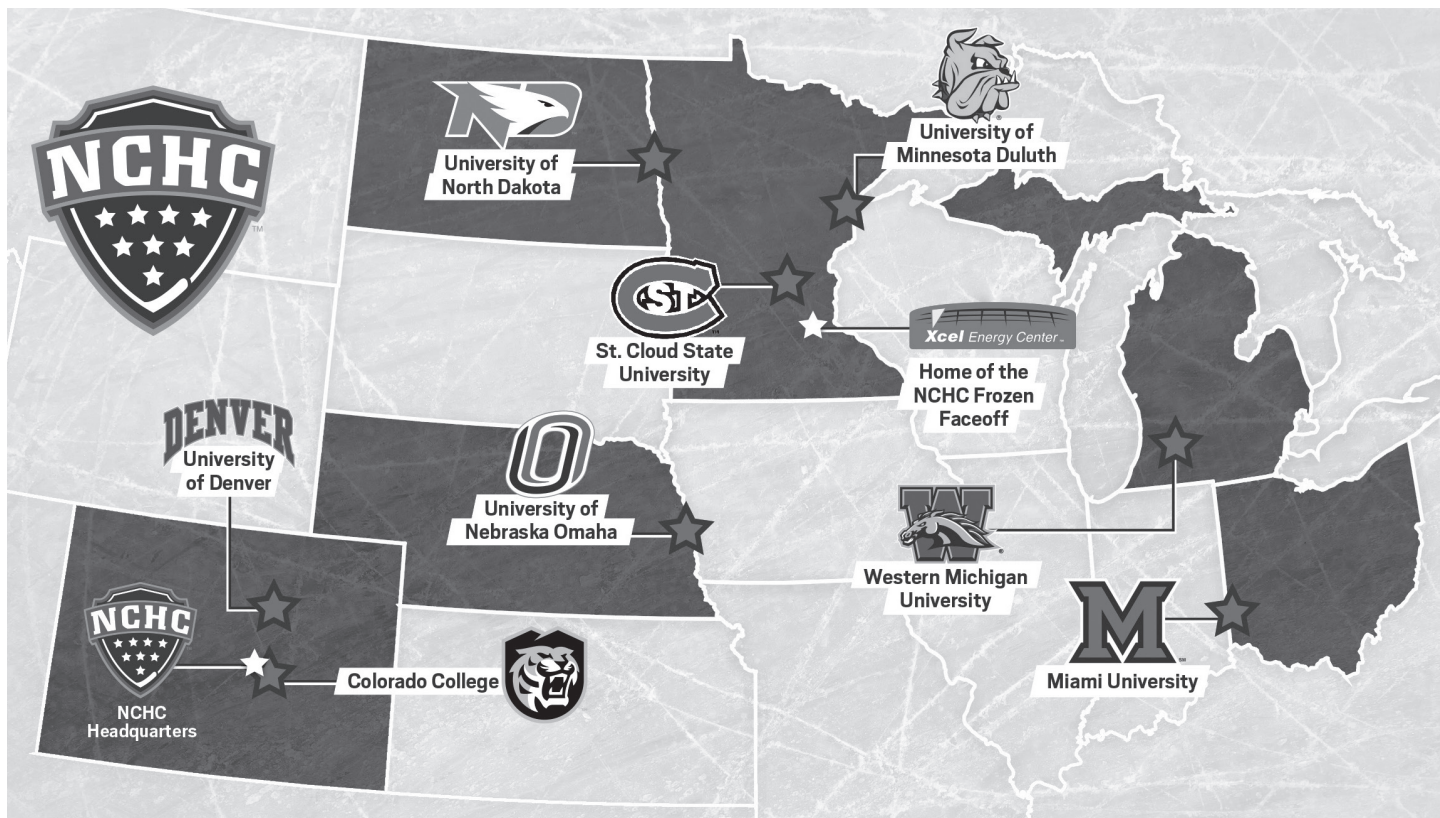
TEAM INFORMATION

2019-20 Overall Record 18-13-5
 2019-20 NCHC Record 12-9-3-0/2 (4th)
 Series Record UNO leads 28-21-6
 In Omaha UNO leads 16-8-2
 In Kalamazoo WMU leads 13-12-4

MEDIA RELATIONS

Hockey Contact Adam Bodnar
 Phone 269-387-4122
 Email adam.e.bodnar@wmich.edu
 Website WMUBroncos.com

Omaha's non-conference schedule for 2020-21 was cancelled due to the COVID-19 pandemic. All games this season will be against NCHC opponents only.



NATIONAL COLLEGIATE HOCKEY CONFERENCE

1631 Mesa Ave, Suite C
Colorado Springs, Colo. 80906
info@nchchockey.com

Commissioner
Josh Fenton

Business Operations Manager
Verna Toller

Director of Communications
Michael Weisman

Director of Officiating
Don Adam

nchchockey.com | nchc.tv | Twitter: @TheNCHC | FB: @TheNCHC | IG: thenchc



SEASON IN REVIEW



2019-20 SEASON REVIEW

ON THE ICE


- The Mavericks finished their 23rd season with a record of 14-17-5. They were 8-13-3-0/0 in the National Collegiate Hockey Conference, good for sixth place.
- The Mavericks' season ended prior to the start of the NCHC Playoffs due to the COVID-19 pandemic.
- Junior Kevin Conley and sophomore Taylor Ward tied for the team scoring lead with 27 points each. Conley appeared in all 36 games while Ward played in 32, missing the last four games with an injury.
- Ward led the team with 16 goals while sophomore Tyler Weiss had a team-best 18 assists.
- Conley and Ward were part of a three-way tie for 21st in NCHC scoring for all games played.
- Freshman goaltender Isaiah Saville led the team with 10 of Omaha's 14 wins. He had a team-best 2.85 goals-against average while he and fellow freshman Austin Roden had matching .907 save percentages. Each also earned his first career shutout during the season.
- Saville finished the season sixth in the NCHC in GAA and fourth in save percentage.
- Ward was named NCHC All-Conference honorable mention while freshmen Joey Abate and Brandon Scanlin were named to the NCHC's All-Rookie Team. It marked the first time UNO had placed two freshmen on the team.
- The Mavericks had three of the top-five freshman scorers in the NCHC. Abate (9-9-18) and Ryan Brushett (2-16-18) tied for third while Nolan Sullivan (7-10-17) was fifth. Abate was third in rookie goals while Brushett led all NCHC rookies in assists.
- The Mavericks finished the season with the 11th most difficult schedule in the country. Six of their wins and two ties came against teams that were ranked in the top 20.
- The season was highlighted by a 6-3 win at then-No. 1 North Dakota on Jan. 10 and a 4-1 victory against then-No. 2 UND at home on March 6.
- Five Mavericks won a total of eight NCHC Player of the Week awards led by Saville who was twice named Rookie of the Week and earned one Goaltender of the Week award.

IN THE CLASSROOM

- Twenty-four team members were named NCHC Academic All-Conference (3.0 GPA or better), leading the conference for the seventh time in its seven-year history. Sixteen were named Distinguished Scholar Athletes, also a conference best.
- For the second straight year, the Mavericks received an NCAA Public Recognition Award for ranking in the top 10 percent nationally in their sport in academic progress rate. They achieved a perfect score of 1,000.



Sophomore Taylor Ward led the Mavericks with 16 goals and tied with junior Kevin Conley for the team scoring lead with 27 points while earning NCHC All-Conference Honorable Mention in 2019-20.



Freshman Joey Abate led all Maverick rookies with nine goals and tied with teammate Ryan Brushett for third in NCHC freshman scoring with 18 points. Abate and teammate Brandon Scanlin both were named to the NCHC All-Rookie Team.



2019-20 SEASON RESULTS

Overall: 14-17-5 NCHC: 8-13-3-0/0 (Sixth) Home: 7-8-3 Road: 7-9-2 Neutral: 0-0-0
 NCHC Home: 3-6-3-0/0 NCHC Road: 5-7-0-0/0 Non-Conference: 6-4-2 Non-Conference Home: 4-2-0 Non-Conference Road: 2-2-2

Date	Opponent	Result	GW/GT Goal	UNO Goalie (SVS)	Attn.	Record	NCHC
Mon., Oct. 7	Manitoba (Exh.)	T, 3-3	(Sean Christensen)	Isaiah Saville (6) Austin Roden (19) - T	1,875	--	
Fri., Oct. 11	Alabama Huntsville	W, 6-1	Teemu Pulkkinen	Isaiah Saville (14)	5,150	1-0-0	
Sat., Oct. 12	Alabama Huntsville	W, 5-0	Joey Abate	Austin Roden (18)	4,525	2-0-0	
Fri., Oct. 18	at No. 12/13 Ohio State	L, 2-3	(Quinn Preston)	Isaiah Saville (24)	3,906	2-1-0	
Sat., Oct. 19	at No. 12/13 Ohio State	W, 2-1	Joey Abate	Isaiah Saville (37)	4,385	3-1-0	
Thurs., Oct. 31	at Alaska Anchorage	W, 4-3	Joey Abate	Isaiah Saville (19)	723	4-1-0	
Fri., Nov. 1	at Alaska Anchorage	T, 3-3	(Tanner Schachle)	Isaiah Saville (31)	766	4-1-1	
Fri., Nov. 8	No. 12/12 Wisconsin	L, 2-5	(Roman Ahcan)	Isaiah Saville (16)	5,605	4-2-1	
Sat., Nov. 9	No. 12/12 Wisconsin	W, 5-2	Joey Abate	Isaiah Saville (29)	6,411	5-2-1	
Fri., Nov. 15	at No. 20 Western Michigan *	L, 2-3	(Austin Rueschhoff)	Isaiah Saville (22)	2,800	5-3-1	0-1-0-0/0
Sat., Nov. 16	at No. 20 Western Michigan *	W, 6-3	Kevin Conley	Isaiah Saville (26)	3,227	6-3-1	1-1-0-0/0
Fri., Nov. 22	Miami *	T, 3-3 (3v3 L)	Kevin Conley	Isaiah Saville (19)	5,322	6-3-2	1-1-1-0/0
Sat., Nov. 23	Miami *	L, 1-4	(Gordie Green)	Austin Roden (20)	5,619	6-4-2	1-2-1-0/0
Fri., Dec. 6	No. 14/14 Minnesota Duluth *	L, 3-6	(Cole Koepke)	Isaiah Saville (21)	5,299	6-5-2	1-3-1-0/0
Sat., Dec. 7	No. 14/14 Minnesota Duluth *	L, 3-4	(Jackson Cates)	Isaiah Saville (13) Austin Roden (15) - L	5,312	6-6-2	1-4-1-0/0
Fri., Dec. 13	at St. Cloud State *	L, 1-4	(Micah Miller)	Isaiah Saville (24)	3,703	6-7-2	1-5-1-0/0
Sat., Dec. 14	at St. Cloud State *	OTW, 4-3	Zach Jordan	Isaiah Saville (29)	3,977	7-7-2	2-5-1-0/0
Sat., Dec. 21	No. 14/16 Arizona State	L, 4-5	(Brett Gruber)	Austin Roden (16)	5,479	7-8-2	
Sun., Jan. 22	No. 14/16 Arizona State	W, 8-4	Tristan Keck	Austin Roden (30)	5,294	8-8-2	
Fri., Jan. 3	at Maine	T, 2-2	(Tim Doherty)	Austin Roden (46)	3,123	8-8-3	
Sat., Jan. 4	at Maine	L, 2-3	(Eduards Tralmaks)	Austin Roden (24)	3,900	8-9-3	
Fri., Jan. 10	at No. 1/1 North Dakota *	W, 6-3	Zach Jordan	Isaiah Saville (26)	10,907	9-9-3	3-5-1-0/0
Sat., Jan. 11	at No. 1/1 North Dakota *	L, 1-4	(Collin Adams)	Isaiah Saville (23)	11,725	9-10-3	3-6-1-0/0
Fri., Jan. 17	No. 4/4 Denver *	T, 1-1	Noah Prokop	Isaiah Saville (27)	5,125	9-10-4	3-6-2-0/0
Sat., Jan. 18	No. 4/4 Denver *	T, 2-2	(Bobby Brink)	Isaiah Saville (45)	6,200	9-10-5	3-6-3-0/0
Fri., Jan. 24	at Colorado College *	W, 6-4	Tyler Weiss	Isaiah Saville (5) Austin Roden (29) - W	3,006	10-10-5	4-6-3-0/0
Sat., Jan. 25	at Colorado College *	W, 4-1	Kevin Conley	Isaiah Saville (38)	3,583	11-10-5	5-6-3-0/0
Fri., Jan. 31	Western Michigan *	L, 2-5	(Cole Gallant)	Isaiah Saville (35)	6,269	11-11-5	5-7-3-0/0
Sat., Feb. 1	Western Michigan *	W, 4-2	Taylor Ward	Isaiah Saville (24)	6,120	12-11-5	6-7-3-0/0
Fri., Feb. 7	at No. 6/7 Minnesota Duluth *	L, 2-3	(Noah Cates)	Isaiah Saville (38)	6,194	12-12-5	6-8-3-0/0
Sat., Feb. 8	at No. 6/7 Minnesota Duluth *	L, 1-4	(Tanner Laderoute)	Austin Roden (35)	6,642	12-13-5	6-9-3-0/0
Fri., Feb. 21	Colorado College *	W, 5-0	Jason Smallidge	Isaiah Saville (22)	5,630	13-13-5	7-9-3-0/0
Sat, Feb. 22	Colorado College *	L, 2-3	(Zach Berzolla)	Isaiah Saville (30)	6,064	13-14-5	7-10-3-0/0
Fri., Feb. 28	at Miami *	L, 0-3	(Karch Bachman)	Isaiah Saville (32)	2,041	13-15-5	7-11-3-0/0
Sat, Feb. 29	at Miami *	L, 0-4	(Grant Frederic)	Isaiah Saville (36)	2,825	13-16-5	7-12-3-0/0
Fri., March 6	No. 2/2 North Dakota *	W, 4-1	Kirby Proctor	Isaiah Saville (9) Austin Roden (27) - W	6,126	14-16-5	8-12-3-0/0
Sat., March 7	No. 2/2 North Dakota *	L, 0-5	(Westin Michaud)	Austin Roden (23)	6,752	14-17-5	8-13-3-0/0

* NCHC game

NCHC 3-on-3 OT Record: (0-2)

Date	Opponent	Result	Deciding Goal	Time
11/22/19	Miami	L	Ryan Savage (Karch Bachman, Bray Crowder)	1:58
1/18/20	Denver	L	Michael Davies (Bobby Brink, Brett Stapley)	0:46

NCHC Shootout Record: (0-1)

Date	Opponent	Result	SO Score	Rounds	Goals (Deciding Goal)	Goalie (Svs - GA)
1/17/20	Denver	L	0-1	5	(Brett Edwards)	Saville (2-1), 2 misses

2019-20 INDIVIDUAL STATISTICS

No.	Name	GP	G	A	Pts	Shots	Pct	+/-	No-Min	Min	Maj	Oth	PP	SH	FG	GW	GTG	OT	HT	PN	UA	BL
17	Taylor Ward	32	16	11	27	83	.193	-3	14-42	11	2	1	5	0	4	1	0	0	1	0	2	8
10	Kevin Conley	36	12	15	27	70	.171	+1	9-29	7	1	1	4	0	2	2	1	0	1	0	0	14
40	Tyler Weiss	35	4	18	22	70	.057	-2	8-27	6	1	1	1	0	0	1	0	0	0	0	1	13
13	Chayse Primeau	36	8	12	20	58	.138	+1	5-10	5	0	0	3	0	0	0	0	0	0	0	1	19
45	Joey Abate	31	9	9	18	49	.184	+2	18-36	18	0	0	0	1	2	4	0	0	0	0	2	23
14	Teemu Pulkkinen	33	7	11	18	40	.175	-2	4-8	4	0	0	2	0	1	1	0	0	0	0	1	17
9	Ryan Brushett	36	2	16	18	52	.038	-3	2-4	2	0	0	1	0	0	0	0	0	0	0	0	6
11	Nolan Sullivan	33	7	10	17	65	.108	0	18-47	16	1	1	1	0	2	0	0	0	0	0	1	22
27	Zach Jordan	35	12	4	16	84	.143	-1	10-31	8	1	1	2	0	1	2	0	1	0	0	0	8
19	Tristan Keck	23	6	9	15	44	.136	+8	3-6	3	0	0	1	1	0	1	0	0	0	0	2	5
4	Brandon Scanlin	36	3	11	14	47	.064	-4	8-16	8	0	0	2	0	0	0	0	0	0	0	0	34
16	Martin Sundberg	33	5	7	12	34	.147	+9	9-18	9	0	0	0	0	0	0	0	0	0	0	0	7
18	Dean Stewart	34	2	10	12	63	.032	-1	13-26	13	0	0	1	0	0	0	0	0	0	0	0	48
20	Ryan Jones	36	2	9	11	67	.030	-6	13-37	11	1	1	1	0	0	0	0	0	0	0	0	30
2	Jason Smallidge	27	4	4	8	38	.105	+5	7-14	7	0	0	2	0	2	1	0	0	0	0	0	41
7	Nate Knoepke	36	1	6	7	25	.040	+4	8-16	8	0	0	0	0	1	0	0	0	0	0	0	51
3	Kirby Proctor	32	1	6	7	22	.045	+9	6-12	6	0	0	0	0	0	1	0	0	0	0	0	33
48	Josh Boyer	31	3	2	5	18	.167	+3	7-14	7	0	0	0	0	1	0	0	0	0	0	0	11
21	Noah Prokop	27	2	2	4	32	.062	-5	12-35	10	1	1	0	1	0	0	1	0	0	0	1	10
23	Travis Kothenbeutel	21	0	4	4	20	.000	0	2-4	2	0	0	0	0	0	0	0	0	0	0	0	13
5	John Schuldt	26	2	1	3	12	.167	+1	11-33	9	1	1	0	0	1	0	0	0	0	0	0	22
15	Colby Enns	1	0	0	0	1	.000	-1	0-0	0	0	0	0	0	0	0	0	0	0	0	0	2
47	Alex Roy	14	0	0	0	8	.000	0	1-2	1	0	0	0	0	0	0	0	0	0	0	0	4
TM	TEAM	18	0	0	0	0	.000	0	10-20	10	0	0	0	0	0	0	0	0	0	0	0	0
	Total	36	108	177	285	1002	.108	+15	198-487	181	9	8	26	3	17	14	2	1	2	0	11	441
	Opponents	36	107	179	286	1108	.097	-	184-424	172	8	4	29	6	19	17	3	0	0	0	9	471

##	Name	GP-GS	Minutes	GA	Avg	Saves	Pct	W	L	T	Sho	PP	SH	EN	PEN	SOG
31	Isaiah Saville	28-28	1559:22	74	2.85	718	.907	10	11	4	1	23	4	0	0	0
36	Austin Roden	11-8	605:48	29	2.87	283	.907	4	6	1	1	6	2	0	0	0
TM	EMPTY NET	18-0	20:01	4	-	0	.000	0	0	0	0	0	0	4	0	0
	Total	36-0	2185:11	107	2.94	1001	.903	14	17	5	2	29	6	4	0	0
	Opponents	36-0	2185:11	108	2.97	894	.892	17	14	5	3	26	3	6	0	0

2019-20 LEADERS

Points Taylor Ward/Kevin Conley - 27	Penalties Joey Abate/Nolan Sullivan - 18
Goals Taylor Ward - 16	Penalty Minutes Nolan Sullivan - 47
Assists Tyler Weiss - 18	Plus-Minus Kirby Proctor/Martin Sundberg - +9
Powerplay Goals Taylor Ward - 5	Wins Isaiah Saville - 10
Shorthanded Goals Joey Abate/Tristan Keck/Noah Prokop - 1	GAA (min. 500 mins.) Isaiah Saville - 2.85
Game-Winning Goals Joey Abate - 4	Save Percentage (min. 500 mins.) Isaiah Saville/Austin Roden - .907
Shots Zach Jordan - 84	Shutouts Isaiah Saville/Austin Roden - 1

2019-20 TEAM HIGHS

Goals For	8	vs. Arizona State, Dec. 22, 2019
Goals Against	6	vs. Minnesota Duluth, Dec. 6, 2019
Shots For	48	vs. Arizona State, Dec. 21, 2019
Shots Against	48	at Maine, Jan. 3, 2020
Most Penalty Minutes	36	at Ohio State, Oct. 19, 2019
Longest Win Streak	2	Oct. 11, 2019 to Oct. 12, 2019
	2	Oct. 19, 2019 to Oct. 31, 2019
	2	Jan. 24, 2020 to Jan. 25, 2020
Longest Losing Streak	4	Nov. 23, 2019 to Dec. 13, 2019
Longest Unbeaten Streak	4 (2-0-2)	Jan. 17, 2020 to Jan. 25, 2020
Longest Winless Streak	5 (0-4-1)	Nov. 22, 2019 to Dec. 13, 2019
Attendance - Home Game	6,752	vs. North Dakota, March 7, 2020
Attendance - Home Series	12,878	vs. North Dakota, March 6-7, 2020



YEAR-BY-YEAR



MOMENTS IN MAVERICK HOCKEY



Coach Mike Kemp addresses his team before a game in 1975.

1948-52

The UNO club team competes in the Omaha Amateur Hockey League.

1975-76

Club hockey is reborn at UNO, and Mike Kemp is hired to direct the program.

May 1976

UNO Club hockey is dropped because of the inability to fund a varsity hockey program.

May 1, 1996

Athletic director Don Leahy announces the start of UNO's NCAA Division I hockey program.

May 16, 1996

The UNO ticket office closes off season ticket sales at 6,389 for the 1997-98 season.

June 27, 1996

Athletic Director Don Leahy announces the hiring of UNO's first head coach, Mike Kemp, who was the coach of the UNO club team in 1975-76.

Nov. 14, 1996

Mike Kemp has first five hockey recruits sign national letters of intent.

Oct. 17, 1997

UNO plays its first game (exhibition) against the University of Manitoba. James Chalmers scores the team's first-ever goal at 9:51 of the second period.

Oct. 26, 1997

After a blizzard that dumped 20-25 inches of snow in the Colorado Springs area, UNO gets its first victory at Air Force in a 6-1 triumph.

Nov. 8, 1997

Billy Pugliese scores a pair of goals as the Mavericks earn their first home win, a 5-1 victory over UMass-Amherst.

Nov. 15-16, 1997

UNO posts first sweep in history at home over Denver, 6-3 and 7-5.

Nov. 28, 1997

Forward Jason Cupp records the first hat trick in UNO history in a 6-3 win over Union College.

Feb. 13-14, 1998

The Mavs post a pair of 7-4 wins over Minnesota State to earn their first two-game road sweep.

March 6, 1998

The Mavs finish the inaugural season 12-18-3 on the ice and second in the nation in attendance with an 8,314 average.

Oct. 16, 1998

Kyle O'Keefe scores the 100th goal in school history in the season-opener.

June 24, 1998

The Central Collegiate Hockey Association announces that UNO has been admitted as the league's 12th member and will begin playing a full conference schedule in the 1999-2000 season.

March 6, 1999

The Mavs end their second season with victories in five of their final six games to post an 11-24-0 record. UNO finishes third in the nation in attendance, drawing 182,908 fans for 22 home games.

Oct. 13, 1999

The Mavericks host Michigan State in their first game as a CCHA member and lose to the Spartans, 5-2.

Oct. 30, 1999

UNO rallies from a 3-1 deficit at Northern Michigan to gain a tie and their first-ever point in the CCHA.

UNO'S FIRST TRIP TO "THE JOE"

March 9, 2000

The hockey team departs for Northern Michigan and bad weather causes the plane to land in Green Bay. The Mavs get on a bus and travel three hours to Marquette.

March 10, 2000

James Chalmers scores 14 seconds into the game and then adds another third-period goal as the Mavs go on to defeat NMU, 4-2.

March 11, 2000

Northern Michigan breaks a 1-1 tie in the second period by scoring four goals in six minutes. The Mavs go on to lose 5-1, and NMU ties the series at one.

March 12, 2000

Jeff Hoggan's third period goal gives the Mavs a 2-1 win over NMU to win the series two games to one. The Maverick charter flight arrives in Omaha early Monday morning (1:30 a.m.), and more than 50 Maverick fans are at Eppley Airfield to congratulate the team. Nebraska Omaha learns it will host Bowling Green in a CCHA play-in game for the right to go to the CCHA Final Four.

March 13, 2000

Civic Auditorium personnel work around the clock to reinstall the ice surface that was taken out for an agricultural show.

March 14, 2000

In front of what many Civic Auditorium historians call "the most electrifying crowd ever at the Civic," UNO defeats Bowling Green, 3-1, behind two Jeff Hoggan goals.

March 15, 2000

The team leaves for Detroit from Eppley Airfield, sent off by numerous hockey fans and local media.

March 16, 2000

Freshmen David Brisson and Greg Zanon are selected to the CCHA All-Rookie team at the CCHA Banquet, held in the historic Fox Theatre in Detroit.

March 17, 2000


The Mavericks stun the college hockey world by defeating hockey powerhouse Michigan 7-4 in the semifinals of the CCHA Final Four.

March 18, 2000

Michigan State defeats UNO 6-0 to win the CCHA Championship. Greg Zanon and Jeff Hoggan were named to the CCHA All-Tournament team as the Mavericks finished the season at 16-19-7.



MOMENTS IN MAVERICK HOCKEY



The opening face off of the Mavericks' first game in program history -- vs. Manitoba, Oct. 17, 1997.

Nov. 6, 1999

The Mavs post their first CCHA win, a 5-3 decision over visiting Notre Dame.

Nov. 8, 1999

Kendall Sidoruk becomes the first Maverick to earn CCHA player of the week honors after recording 46 saves in a weekend series with Notre Dame.

Dec. 3-4, 1999

UNO defeats Alaska Fairbanks 5-3 and 4-2, earning its first sweep in the CCHA.

Feb. 18, 2000

UNO's 3-1 win over Miami helps clinch a spot in the CCHA playoffs.

March 8, 2000

David Brisson and Greg Zanon are named to the CCHA All-Rookie Team.

March 12, 2000

The Mavericks win their first playoff series by defeating Northern Michigan, 2-1, in game three of the CCHA Playoffs.

March 14, 2000

UNO defeats Bowling Green, 3-1, in the CCHA play-in game and advances to the CCHA Final Four.

March 17, 2000

UNO upsets No. 1 seed Michigan 7-4 and advances to the CCHA Championship.

June 24-25, 2000

Maverick hockey recruit Dan Ellis (second round) and defenseman Greg Zanon (fifth round) are the first UNO hockey players to be selected in the NHL's Entry Draft.

Oct. 2, 2000

USA Today tabs UNO as the No. 14 team in the nation in the pre-season poll. It marks the first time the Mavericks are ranked nationally in Division I hockey.

Oct. 13-14, 2000

UNO hosts the first annual Maverick Stampede Tournament. Participating teams are Niagara, Notre Dame and Boston College, the eventual 2001 NCAA Champion.

Dec. 30, 2000

UNO defeats Canisius College 3-1 in the Alabama-Huntsville Holiday Tournament and captures its first tournament crown and the 50th win in school history.

Feb. 10, 2001

UNO skates to a 3-3 tie with Western Michigan and earns a berth in the CCHA Playoffs for the second-straight year.

Feb. 24, 2001

Billy Pugliese's goal in the second period lifts UNO to a 2-1 victory at Ferris State and secures home ice for the CCHA Playoffs.

March 1, 2001

Goaltender Dan Ellis posts his second career shutout in a 5-0 win over Findlay, giving UNO its first 20-win season in the history of the program.

March 2, 2001

Rodney McLeod posts the third shutout of his UNO career in a 4-0 victory, giving UNO back-to-back shutouts for the first time ever.

March 6, 2001

Dan Ellis becomes the first Maverick goaltender to earn postseason honors by being named to the CCHA All-Rookie Team. Dave Noel-Bernier and Daniel Samuelsson are named to the CCHA All-Academic Team.

March 7, 2001

David Brisson and Greg Zanon are the first Mavericks to be named to a CCHA All-Conference Team.

March 11, 2001

UNO defeats Ohio State, 4-3, in double overtime in game three of the CCHA Playoffs. Billy Pugliese's second goal of the game ended what was then the longest game in school history (87:31).

March 16, 2001

UNO ends the season with a 3-2 loss to Michigan in the CCHA semifinals at Joe Louis Arena. The 24-15-3 record is the best finish in the four-year history of the program and the team finishes No. 13 in the final *USA Today* Division I hockey poll.

April 5, 2001

Greg Zanon is tabbed a second-team All-American by the American Hockey Coaches Association.

April 6, 2001

Jason Cupp accepts college hockey's Humanitarian Award as its finest citizen at the Frozen Four banquet in Albany, N.Y.

Oct. 5, 2001

UNO hosts an exhibition contest with Manitoba at Kearney, Nebraska's Tri-City Arena, marking the first time the Mavs played a home game outside of the Civic Auditorium. UNO won 6-1.



MOMENTS IN MAVERICK HOCKEY

Oct. 29, 2001

The Mavericks earn their highest national ranking ever after sweeping Michigan State 4-3 and 5-1 over the weekend. UNO reached No. 5 in both major college hockey national polls.

Jan. 25, 2002

The Omaha Civic Auditorium reaches a milestone with the 100th consecutive sellout of 8,314 fans at a UNO hockey game. The Mavericks defeat Lake Superior State, 3-0.

Feb. 4, 2002

Goaltender Dan Ellis wins the CCHA Player of the Week award for the third consecutive week, marking the first time the feat is achieved in league history.

Feb. 28, 2002

UNO defeats Minnesota State, 3-1. The win gives UNO back-to-back 20-win seasons for the first time ever.

March 14, 2002

Dan Ellis is awarded the first CCHA Perani Cup Three Stars Award and is also named second-team all-conference. Jeff Hoggan and Greg Zanon also earns All-CCHA honors. Daniel Samuelsson is named to the CCHA All-Academic Team for the second consecutive season.

April 5, 2002

Jeff Hoggan and Greg Zanon are named second-team All-Americans by the American Hockey Coaches Association.

March 8, 2003

The Mavericks end their six-year run at the Civic Auditorium in a 2-2 tie against Minnesota State. The Mavs sell out 131 consecutive games at "The Bullpen."

March 14, 2003

Dan Ellis has a school record 53 saves in a 4-1 loss to Ohio State in game one of the CCHA Playoffs.

Oct. 5, 2003

The Mavericks begin play in their new home, Qwest Center Omaha, which becomes the second-largest college hockey facility in the country.

Nov. 21, 2003

Mike Kemp wins his 100th career game as head coach of the Mavericks with a 4-1 victory at Ferris State.

Nov. 28, 2003

Andrew Wong ties the school record for points in a game with five and tallies the program's third hat trick in a 7-2 win over No. 6 Massachusetts.

Feb. 18, 2004

Former Maverick Dan Ellis becomes the first player in UNO history to play in the NHL.



Jeff Hoggan fires a shot at Michigan State's Ryan Miller in the 2000 CCHA championship game at Detroit's Joe Louis Arena.

March 2, 2004

Scott Parse breaks the UNO single-season freshman scoring record with an assist against Minnesota State.

Oct. 10, 2004

UNO captures its first Stampede championship with a 4-3 win over Merrimack.

March 12, 2005

Scott Parse's overtime goal against Lake Superior State in game two of the CCHA Playoffs sends UNO to the CCHA Super Six for the first time in four years.

March 17, 2005

The UNO hockey program receives two major awards at the CCHA Awards Show at Detroit's Fox Theatre. Mike Kemp is named CCHA Coach of the Year while freshman Bill Thomas is honored as CCHA Rookie of the Year.

Dec. 29, 2005

Bill Thomas and Scott Parse each tie the school record with five points in an 8-5 win over Alabama-Huntsville. Thomas has a hat trick and two assists, while Parse ties a school mark with four assists.

March 3-4, 2006

The Mavericks sweep Bowling Green with a pair of 4-2 wins in the first round of the CCHA Playoffs.

March 13, 2006

UNO is selected for its first berth to the NCAA Playoffs, against No. 1 Boston University in Worcester, Mass.

Oct. 20, 2006

Brandon Scero sets a school record for goals scored in

a game with four in a 10-1 win over Niagara.

Dec. 10, 2006

Scott Parse scores a pair of third period goals to become the Mavericks' all-time goal-scoring leader with 66 goals. Parse finished his career at UNO with 79 goals.

Nov. 7, 2008

UNO wins the first shootout in school history, beating Western Michigan on a shot by Dan Charleston in round three following a 2-2 tie.

March 9, 2008

The Mavericks play the longest game in school history and the ninth-longest in NCAA history at the time, beating Alaska 2-1 in triple overtime. J.P. Platisha's goal at 104:22 gives the Mavs a 2-1 series win in the playoffs.

Dec. 9, 2008

With an 8-3 win at Yale, the Mavericks have the best start in program history, beginning the year with a record of 12-4-3.

March 14, 2009

Mike Kemp coaches his final game as the Mavericks lose to Notre Dame, 1-0 in the CCHA Playoffs.

Oct. 9, 2009

Dean Blais is behind the bench for his first regular-season game as head coach, a 6-4 win over Army in the Mutual of Omaha Icebreaker Tournament.

Feb. 5, 2010

The Mavericks draw the then-largest crowd in school history (13, 417) to their game with Ohio State. The game ends in a 5-5 tie, but UNO wins the



MOMENTS IN MAVERICK HOCKEY

shootout, 3-2.

Feb. 12-13, 2010

The Mavericks beat Michigan, 4-3 and 4-1, for their first two-game series sweep of the Wolverines.

Feb. 20, 2010

UNO beats No. 1 Miami, 4-2, at Cady Arena, for its first win over a top-ranked team since 2001. It is also UNO's final regular season CCHA game.

March 13, 2010

The Mavs lose to Ferris State, 3-2, in overtime to exit the second-round CCHA Playoffs. The loss ends their 11-year tenure in the league.

Oct. 15, 2010

The Mavericks win their first-ever game in the WCHA, beating Minnesota, 5-4, at Mariucci Arena. The following night, the Mavs win again, 4-2, to earn their first ever WCHA sweep and road sweep.

Nov. 15, 2010

UNO earns its then-highest ranking in school history when it is ranked fourth in both major college hockey polls. The Mavs remain there for three weeks.

Feb. 5, 2010

The Mavericks set a new school record when 15,137 attend their game with Wisconsin. UNO won, 4-1.

March 5, 2011

The Mavericks ensure themselves of their best conference finish with a 5-2 win at eventual national champion Minnesota Duluth. UNO finishes its first season in the WCHA in third place.

March 11, 2011

The Mavericks take part in their first-ever WCHA playoff series, losing to Bemidji State, 2-0.

March 25, 2011

UNO makes just its second appearance in the NCAA Playoffs, losing to Michigan, 3-2 in overtime on a goal that requires 10 minutes of video replay to confirm.

Jan. 13, 2012

UNO sets a school record by welcoming a crowd of 16,138 to its game with No. 1 Minnesota Duluth. It is the first sellout of the CenturyLink Center in UNO history. After losing the game, 6-2, the Mavericks bounce back the following night with a 3-1 win, ending UMD's nation-best 17-game unbeaten streak.

Feb. 9, 2013

UNO plays in the first outdoor game in school history, hosting North Dakota at TD Ameritrade Park, home of the NCAA Division I Men's College World Series. The Mavs lose, 5-2, in a game delayed two-and-a-half hours because of warm weather.

March 17, 2013

UNO's brief tenure in the WCHA comes to an end when the Mavericks lose to Minnesota State, 3-1, in the third game of a best-of-three quarterfinal playoff series at Mankato, Minn.

April 12, 2013

Ryan Walters is named a Second Team West All-American, the fourth Maverick to earn All-America honors and the sixth time it had happened in school history.

Nov. 1, 2013

The Mavericks play their first-ever game in the National Collegiate Hockey Conference, beating Denver in overtime, 3-2. It is also UNO's first-ever win in Denver. The Mavericks complete the sweep the following night, also by a 3-2 score in overtime. Josh Archibald scores both game-winning goals.

Nov. 9, 2013

The Mavericks play their first-ever NCHC home game, beating North Dakota, 4-2.

March 8, 2014

Josh Archibald scored his 29th goal of the season in a 4-1 win at Minnesota Duluth to set a new school record for goals in a season.

March 20, 2014

Josh Archibald is named the NCHC's first Player of the Year and Forward of the Year as well as is the top vote getter on the NCHC All-Conference First Team. Jake Guentzel is the top vote getter on the NCHC All-Rookie Team.

April 11, 2014

Josh Archibald is named a First Team West All-American, the fifth Maverick to earn All-America honors and just the second to earn first team recognition. It also is the seventh time a Maverick has been named an All-American and the second time in two seasons.

December 30, 2014

Austin Ortega breaks the school record by scoring his seventh game-winning goal in a 2-1 overtime win over New Hampshire.



The Mavericks played in their first Frozen Four in 2015, losing to eventual national champion Providence College, 4-1, in the semifinals at TD Garden in Boston, Mass.



MOMENTS IN MAVERICK HOCKEY



The Mavericks raise their 2015 NCAA Frozen Four banner to the rafters on Opening Night at Baxter Arena, Oct. 24, 2015.

Jan. 10, 2015

Kirk Thompson stops 39 shots to earn his first career shutout in a 1-0 win over Denver, completing a two-game sweep. It is the first time the Mavericks have swept DU at home and just the second time in the all-time series.

Feb. 2, 2015

The Mavericks are ranked fourth in the weekly college hockey polls, matching their highest ranking in school history. They remain fourth for two weeks.

March 7, 2015

Austin Ortega sets the NCAA record by scoring his 11th game-winning goal of the season in a 4-2 victory over Colorado College.

March 11, 2015

Ryan Massa is named NCHC Second Team All-Conference, Austin Ortega and Jake Guentzel are named Honorable Mention All-NCHC, and Luc Snuggerud is named to the NCHC All-Rookie Team.

March 22, 2015

The Mavericks earn the third NCAA berth in school history as the No. 2 seed in the Midwest Regional.

March 28, 2015

The Mavericks earn their first NCAA playoff game, beating Harvard in the Midwest Regional semifinal, 4-1, in South Bend, Ind.

March 29, 2015

One night later, the Mavericks capture the Midwest Region title and their first berth to the Frozen Four with a 4-0 win over RIT. Ryan Massa is named the regional's Most Outstanding Player for finishing with a 0.50 GAA and a .986 save percentage. Brian Cooper and Jake Randolph are also named to the all-tournament team.

April 9, 2015

The Mavericks make their first appearance in the Frozen Four, losing to eventual national champion Providence College, 4-1, in the semifinal at Boston, Mass. Jake Guentzel scores the first Frozen Four goal in school history.

June 24, 2015

Ten Maverick freshmen are added to the NCHC Academic All-Conference Team, putting 23 of its 25 players on the team for the season, the most of any school.

Oct. 19, 2015

The Mavericks achieve their first No. 1 ranking in program history, earning the top spot in the USA Today/USA Hockey Magazine poll. They would remain there for two weeks.

Oct. 23, 2015

The Mavericks play their inaugural game at Baxter Arena, the first on-campus home in program history. They beat Air Force, 4-1.

Dec. 20, 2015

The Mavericks beat Arizona State, 6-0, to post the first perfect non-conference record in school history (10-0-0).

Oct. 15, 2016

The Mavericks beat Alaska in overtime, 4-3. They become the first team from the lower 48 to win the Brice Alaska Goal Rush.

Dec. 30, 2016

Austin Ortega scores the eventual game-winning goal in a 4-1 win over Lake Superior State to tie the NCAA record with his 23rd career game-winning goal.

Oct. 13, 2017

Head coach Mike Gabinet coaches his first NCAA game for the Mavericks, becoming the first alumnus to lead the team.

Jan. 12, 2018

The Mavericks set a school record by scoring 11 goals in an 11-7 win over Miami at home. The final goal is credited to Evan Weninger, making him the first Omaha goaltender to score a goal and the 10th in NCAA history.

Feb. 8, 2019

Evan Weninger backstops a 3-0 win at Miami to earn his eight career shutout and set the school's career record. He would set the school's career save record later that season.



2018-19 STATISTICS AND RESULTS

SEASON RESULTS

Oct. 7	Manitoba (Exhib.)	W, 6-1
Oct. 12	at Union	T, 3-3
Oct. 13	at Union	L, 4-5
Oct. 19	No. 2 Notre Dame	L, 1-4
Oct. 20	No. 2 Notre Dame	L, 2-8
Oct. 26	at Arizona State	L, 3-6
Oct. 27	at Arizona State	L, 2-7
Nov. 2	No. 20 Miami	L, 1-4
Nov. 3	No. 20 Miami	W, 6-3
Nov. 9	at Western Michigan	L, 2-7
Nov. 10	at Western Michigan	W, 4-2
Nov. 23	No. 16/14 Arizona State	W, 6-4
Nov. 24	No. 16/14 Arizona State	W, 4-0
Nov. 30	Colorado College	T, 3-3 (SOW)
Dec. 1	Colorado College	L, 3-6
Dec. 7	at No. 2/1 St. Cloud State	L, 0-2
Dec. 8	at No. 2/1 St. Cloud State	L, 1-7
Dec. 29	Alaska Anchorage	W, 3-0
Dec. 31	Alaska Anchorage	W, 4-0
Jan. 11	at No. 3/4 Denver	L, 0-1
Jan. 12	at No. 3/4 Denver	OTL, 2-3
Jan. 18	No. 20 North Dakota	L, 3-4
Jan. 19	No. 20 North Dakota	W, 4-3
Jan. 25	at No. 5 Minnesota Duluth	L, 2-7
Jan. 26	at No. 5 Minnesota Duluth	L, 1-3
Feb. 1	No. 8 Western Michigan	L, 3-4
Feb. 2	No. 8 Western Michigan	W, 6-3
Feb. 8	at Miami	W, 3-0
Feb. 9	at Miami	L, 2-4
Feb. 22	No. 1 St. Cloud State	L, 1-4
Feb. 23	No. 1 St. Cloud State	L, 0-5
March 1	No. 6 Denver	L, 1-4
March 2	No. 6 Denver	T, 3-3 (3v3 L)
March 8	at No. 19 North Dakota	L, 1-2
March 9	at No. 19 North Dakota	OTL, 4-5
March 15	at No. 4 Minnesota Duluth #	OTL, 1-2
March 16	at No. 4 Minnesota Duluth #	L, 1-4

NCHC Playoff game

Overall Record: 9-24-3

Home: 7-9-2 • **Away:** 2-15-1 • **Neutral:** 0-0-0

NCHC Record: 5-17-2-0/1

NCHC Home: 3-7-2-0/1 • **NCHC Road:** 2-10-0-0/0

Non-Conference Home Record: 4-2-0

Non-Conference Road Record: 0-5-1

Non-Conference Neutral Record: 0-0-0

NCHC FINAL STANDINGS

School	NCHC						Overall						
	GP	W	L	T	3/SW	Pts.	GF	GA	W	L	T	GF	GA
1. St. Cloud State	24	19	2	3	1/1	62	94	52	30	6	3	156	85
2. Minnesota Duluth	24	14	9	1	0/0	43	75	48	29	11	2	133	79
3. Western Michigan	24	13	10	1	0/1	41	80	78	21	15	1	129	115
4. Denver	24	11	10	3	2/1	39	54	55	24	12	5	115	83
5. North Dakota	24	12	11	1	0/0	37	59	58	18	17	2	93	90
6. Colorado College	24	9	12	3	0/0	30	65	65	17	20	4	117	114
7. Omaha	24	5	17	2	0/1	18	56	89	9	24	3	90	132
Miami	24	5	17	2	1/0	18	49	87	11	23	4	87	122

HIGHLIGHTS

- The Mavericks finished their 22nd season with a record of 9-24-3. They were 5-17-2-0/1 in the NCHC (T-seventh).
- The Mavericks' season ended when they were eliminated by eventual national champion Minnesota Duluth (2-0) in the NCHC Playoffs.
- Seniors Mason Morelli and Fredrik Olofsson tied for the team scoring lead with 34 points, both career highs. Morelli led the team with a career best 19 goals while Olofsson paced the team with a career best 24 assists. They tied for seventh in the NCHC in scoring for all games played.
- Morelli was named to the NCHC All-Conference Second Team.
- Freshman Taylor Ward was named to the NCHC Rookie of the Year, the first Maverick to earn the award. Ward also earned a spot on the NCHC All-Rookie Team.
- Senior Evan Weninger finished his career as Omaha's all-time leader in shutouts (8) and saves (3,260).
- Senior Ryan Galt earned the NCHC's Post-Graduate Scholarship.
- The Mavericks finished the season with the second most difficult schedule in the country.

STATISTICAL LEADERS

Points Mason Morelli/Fredrik Olofsson, 34	Power-Play Goals Mason Morelli, 7	Shots Zach Jordan, 101
Goals Mason Morelli, 19	Short-Handed Goals Riley Alferd, 1	Penalties Ryan Jones, 19
Assists Fredrik Olofsson, 24	Game-Winning Goals Fredrik Olofsson/Tristan Keck, 2	Penalty Minutes Ryan Galt/Jason Smallidge, 46



Mason Morelli (left) and Fredrik Olofsson tied for the team scoring lead with 34 points each, both career bests.

2018-19 STATISTICS AND RESULTS

OFFENSIVE STATISTICS

Name	----- Overall -----											----- NCHC -----										
	GP	G	A	Pts	Sh	+/-	Penalty		Goals			GP	G	A	Pts	Sh	+/-	Penalty		Goals		
							No.-Min	PP	SH	GW	No.-Min							PP	SH	GW		
Mason Morelli	36	19	15	34	99	-16	6-12	7	0	1	24	10	8	18	65	-11	2-4	2	0	0		
Fredrik Olofsson	36	10	24	34	78	-14	6-12	5	0	2	24	6	15	21	57	-10	4-8	4	0	1		
Taylor Ward	35	9	18	27	79	-8	9-18	3	0	1	24	6	13	19	58	-6	4-8	2	0	1		
Zach Jordan	36	9	17	26	101	-17	17-42	6	0	0	24	6	9	15	57	-13	13-34	4	0	0		
Dean Stewart	36	5	16	21	61	-5	11-33	2	0	0	24	2	10	12	39	-10	8-16	2	0	0		
Tristan Keck	36	7	7	14	61	-3	6-12	0	0	2	24	4	3	7	42	-7	5-10	0	0	0		
Kevin Conley	35	6	7	13	52	-13	11-22	4	0	0	23	4	4	8	27	-11	10-20	3	0	0		
Ryan Jones	36	0	12	12	53	-32	19-41	0	0	0	24	0	8	8	28	-20	12-27	0	0	0		
Tyler Weiss	25	3	8	11	31	-4	9-37	0	0	0	19	3	7	10	24	-2	7-33	0	0	0		
Ryan Galt	35	4	4	8	45	-13	12-46	3	0	0	24	2	3	5	31	-12	4-8	1	0	0		
Teemu Pulkkinen	31	3	5	8	44	-12	8-27	3	0	1	21	2	1	3	22	-7	4-19	2	0	1		
Riley Alferd	34	4	2	6	34	-6	11-22	0	1	0	22	3	0	3	19	-5	3-6	0	0	0		
Chayse Primeau	25	3	3	6	18	-10	3-6	2	0	1	15	2	3	5	14	-5	2-4	1	0	1		
Travis Kothenbeutel	22	2	3	5	30	-4	1-2	0	0	0	15	1	2	3	19	-2	1-2	0	0	0		
Nate Knoepke	35	1	4	5	32	-11	10-20	0	0	0	24	1	1	2	22	-12	9-18	0	0	0		
John Schuldt	31	0	5	5	21	-7	6-12	0	0	0	22	0	4	4	12	-7	4-8	0	0	0		
Steven Spinner	29	2	2	4	43	-16	5-18	0	0	1	19	1	1	2	27	-10	2-12	0	0	1		
Lukas Buchta	27	1	2	3	21	-16	7-14	0	0	0	17	1	1	2	11	-10	2-4	0	0	0		
Jalen Schulz	25	1	1	2	16	-6	7-25	0	0	0	15	1	1	2	10	-2	2-4	0	0	0		
Jason Smallidge	28	1	1	2	36	-8	16-46	0	0	0	20	1	1	2	23	-8	12-38	0	0	0		
Lawson McDonald	26	0	1	1	18	-7	1-2	0	0	0	20	0	1	1	12	-6	0-0	0	0	0		
Cole Pickup	16	0	1	1	11	-3	3-17	0	0	0	8	0	1	1	3	-3	3-17	0	0	0		
Evan Weninger	35	0	1	1	0	0	0-0	0	0	0	24	0	1	1	0	0	0-0	0	0	0		
Martin Sundberg	9	0	0	0	7	-2	1-2	0	0	0	4	0	0	0	2	-2	1-2	0	0	0		
TEAM	21	0	0	0	0	0	5-10	0	0	0	13	0	0	0	0	0	4-8	0	0	0		
Total	36	90	159	249	991	-233	190-498	35	1	9	24	56	98	154	624	-181	118-310	21	0	5		
Opponents	36	132	216	348	1252	+221	191-445	30	5	24	24	89	147	236	845	+178	113-256	18	1	17		

GOALTENDING STATISTICS

Name	----- Overall -----											----- NCHC -----										
	GP	Minutes	GA	EN	Avg	Saves	Pct	W	L	T	SO	GP	Minutes	GA	EN	Avg	Saves	Pct	W	L	T	
Evan Weninger	35	1986:55	116	0	3.50	1044	.900	9	23	3	4	24	1327:07	82	0	3.71	705	.896	5	17	2	
Alex Blankenburg	2	43:54	3	0	4.10	16	.842	0	0	0	0	1	14:21	0	0	0.00	7	1.000	0	0	0	
Matej Tomek	5	139:38	11	0	4.73	60	.845	0	1	0	0	3	94:49	6	0	3.80	44	.880	0	0	0	
EMPTY NET	21	19:26	0	2	0.00	0	.000	0	0	0	-	-	14:54	0	1	0.00	0	.000	0	0	0	
Total	36	2189:53	132	2	3.62	1120	.895	9	24	3	4	24	1451:11	89	1	3.68	756	.895	5	17	2	
Opponents	36	2189:53	90	6	2.47	900	.909	24	9	3	3	24	1451:11	56	3	2.32	568	.910	17	5	2	



2017-18 STATISTICS AND RESULTS

SEASON RESULTS

Oct. 6	Nipissing (Exhib.)	W, 5-2
Oct. 13	at No. 12 UMass Lowell	W, 4-2
Oct. 14	at No. 12 UMass Lowell	L, 2-5
Oct. 20	Arizona State	W, 5-1
Oct. 21	Arizona State	T, 4-4
Oct. 26	at No. 8 Notre Dame	W, 6-4
Oct. 27	at No. 8 Notre Dame	L, 4-5
Nov. 10	at Colorado College	W, 5-3
Nov. 11	at Colorado College	L, 0-4
Nov. 17	at No. 14/15 Western Michigan	L, 1-4
Nov. 18	at No. 14/15 Western Michigan	L, 2-5
Nov. 24	Northern Michigan	W, 4-3
Nov. 25	Northern Michigan	W, 4-1
Dec. 1	No. 2 St. Cloud State	L, 4-7
Dec. 2	No. 2 St. Cloud State	L, 0-5
Dec. 8	No. 17 Minnesota Duluth	W, 7-5
Dec. 9	No. 17 Minnesota Duluth	L, 2-6
Dec. 29	No. 19 Union	W, 5-1
Dec. 30	No. 19 Union	W, 5-3
Jan. 5	at No. 6 North Dakota	W, 4-1
Jan. 6	at No. 6 North Dakota	L, 0-7
Jan. 12	No. 20 Miami	W, 11-7
Jan. 13	No. 20 Miami	W, 4-3
Jan. 19	at No. 5 Denver	L, 0-5
Jan. 20	at No. 5 Denver	L, 0-4
Jan. 26	No. 12/11 Western Michigan	W, 6-2
Jan. 27	No. 12/11 Western Michigan	W, 7-3
Feb. 2	at No. 6/4 St. Cloud State	L, 3-5
Feb. 3	at No. 6/4 St. Cloud State	L, 2-6
Feb. 16	No. 9/10 North Dakota	W, 6-3
Feb. 17	No. 9/10 North Dakota	L, 0-3
Feb. 23	Colorado College	W, 4-2
Feb. 24	Colorado College	T, 2-2 (3v3 OTL)
March 2	at No. 7 Minnesota Duluth	W, 4-1
March 3	at No. 7 Minnesota Duluth	L, 1-4
March 9	at No. 14 North Dakota #	L, 0-4
March 10	at No. 14 North Dakota #	OTL, 3-4

NCHC Playoff game

Overall Record: 17-17-2

Home: 12-4-2 • **Away:** 5-13-0 • **Neutral:** 0-0-0

NCHC Record: 10-13-1-0/0

NCHC Home: 7-4-1-0/0 • **NCHC Road:** 3-9-0-0/0

Non-Conference Home Record: 5-0-1

Non-Conference Road Record: 2-4-0

Non-Conference Neutral Record: 0-0-0

NCHC FINAL STANDINGS

School	GP	NCHC					GF	GA	Overall				
		W	L	T	3/SW	Pts.			W	L	T	GF	GA
1. St. Cloud State	24	16	4	4	1/0	53	93	59	25	9	6	144	101
2. Denver	24	12	6	6	4/0	46	76	53	23	10	8	135	86
3. Minnesota Duluth	24	13	11	0	0/0	39	79	56	25	16	3	132	92
4. North Dakota	24	8	10	6	1/2	33	71	68	17	13	10	117	95
5. Omaha	24	10	13	1	0/0	31	75	97	17	17	2	121	134
Western Michigan	24	10	13	1	0/0	31	82	94	15	19	2	115	129
Colorado College	24	8	12	4	3/0	31	63	85	15	17	5	99	121
8. Miami	24	6	14	4	2/0	24	62	89	12	20	5	103	128

HIGHLIGHTS

- The Mavericks finished their 21st season with a record of 17-17-2. They were 10-13-1-0/0 in the NCHC (T-fifth).
- The Mavericks' season ended when they were eliminated by North Dakota (2-0) from the NCHC Playoffs.
- The season marked the debut of head coach Mike Gabinet who took over the program after one year as an associate head coach. He became the first former Maverick to serve as the head coach.
- Senior David Pope led the team in scoring with 20 goals and 21 assists for 41 points, all career highs. He also tallied 12 power play goals, a total that ranks second best in school history. He was named NCHC All-Conference First Team.
- Pope gave the Mavericks a 20-goal scorer for the fifth consecutive season.
- The Mavericks were 7-2-1 in non-conference games, their fourth straight season with a winning record outside the NCHC.
- Tyler Vesel was named the NCHC's Senior Scholar-Athlete while his fellow senior, Joel Messner, earned the NCHC's Post-Graduate Scholarship.

STATISTICAL LEADERS

Points
David Pope, 41

Power-Play Goals
David Pope, 12

Shots
David Pope, 123

Goals
David Pope, 20


Short-Handed Goals
Tyler Vesel/Tristan Keck, 1

Penalties
Joel Messner/Ryan Jones, 16

Assists
David Pope/Tyler Vesel, 21

Game-Winning Goals
Luke Nogard, 3

Penalty Minutes
Martin Sundberg, 37



Tyler Vesel became the 16th UNO player to reach 100 or more career points during his senior year in 2017-18.



2017-18 STATISTICS AND RESULTS

OFFENSIVE STATISTICS

Name	----- Overall -----										----- NCHC -----									
	GP	G	A	Pts	Sh	+/-	Penalty No.-Min	PP	SH	GW	GP	G	A	Pts	Sh	+/-	Penalty No.-Min	PP	SH	GW
David Pope	35	20	21	41	123	-8	5-13	12	0	0	23	14	14	28	84	-11	3-9	11	0	0
Tyler Vesel	36	11	21	32	92	-8	3-6	4	1	2	24	7	14	21	63	-14	2-4	3	1	1
Zach Jordan	34	16	12	28	105	+1	11-22	3	0	2	22	12	9	21	75	+3	7-14	2	0	1
Jake Randolph	34	7	19	26	69	-14	8-16	3	0	1	24	4	14	18	52	-15	2-4	2	0	1
Joel Messner	36	5	18	23	65	-5	16-32	4	0	2	24	2	13	15	46	-10	12-24	2	0	1
Tristan Keck	36	10	12	22	51	-2	5-10	2	1	0	24	5	8	13	32	0	3-6	0	1	0
Steven Spinner	35	10	10	20	72	-10	10-20	2	0	1	23	6	3	9	48	-10	4-8	2	0	1
Fredrik Olofsson	33	6	14	20	57	-1	8-16	1	0	0	21	3	7	10	43	-4	7-14	0	0	0
Mason Morelli	16	4	10	14	50	0	14-28	2	0	0	8	2	6	8	24	-5	7-14	1	0	0
Luke Nogard	35	9	4	13	68	-3	13-26	2	0	3	23	5	3	8	45	-6	11-22	2	0	1
Teemu Pulkkinen	31	8	5	13	41	-5	6-12	3	0	2	23	5	4	9	29	-5	3-6	3	0	2
Ryan Jones	34	1	12	13	44	-12	16-32	0	0	1	24	0	8	8	30	-8	13-26	0	0	0
Ryan Galt	36	3	7	10	51	-7	10-20	1	0	1	24	1	4	5	36	-7	7-14	0	0	1
Riley Alferd	35	2	7	9	30	+2	9-18	0	0	1	23	1	3	4	15	-1	5-10	0	0	0
Lukas Buchta	34	1	8	9	43	+5	5-10	0	0	0	23	1	5	6	30	-6	4-8	0	0	0
Jordan Klehr	13	1	7	8	18	+1	0-0	0	0	0	3	0	1	1	4	-1	0-0	0	0	0
Jalen Schulz	32	2	3	5	29	-7	15-30	0	0	1	20	2	3	5	20	-10	11-22	0	0	1
Martin Sundberg	20	1	4	5	19	0	13-37	0	0	0	13	1	1	2	10	-1	11-33	0	0	0
Dean Stewart	31	0	5	5	19	-10	6-20	0	0	0	22	0	4	4	13	-11	6-20	0	0	0
Grant Gallo	25	2	2	4	24	0	13-26	0	0	0	19	2	2	4	17	+2	11-22	0	0	0
Cole Pickup	9	1	2	3	6	0	3-9	0	0	0	8	1	2	3	6	+1	2-7	0	0	0
Evan Weninger	31	1	1	2	1	0	0-0	0	0	0	21	1	0	1	1	0	0-0	0	0	0
Lawson McDonald	7	0	2	2	4	+4	1-2	0	0	0	6	0	2	2	3	+4	0-0	0	0	0
Colin Grannary	11	0	0	0	8	-1	1-2	0	0	0	8	0	0	0	7	-1	1-2	0	0	0
TEAM	13	0	0	0	0	0	2-4	0	0	0	9	0	0	0	0	0	2-4	0	0	0
Total	36	121	206	327	1089	-80	193-411	39	2	17	24	75	130	205	733	-116	134-293	28	2	10
Opponents	36	134	226	360	1179	+65	190-440	36	3	17	24	97	164	261	812	+103	131-292	27	3	13

GOALTENDING STATISTICS

Name	----- Overall -----										----- NCHC -----										
	GP	Minutes	GA	EN	Avg	Saves	Pct	W	L	T	SO	GP	Minutes	GA	EN	Avg	Saves	Pct	W	L	T
Evan Weninger	31	1768:12	99	0	3.36	877	.899	15	14	1	0	21	1169:06	70	0	3.59	611	.897	9	10	1
Kris Oldham	6	276:36	19	0	4.12	124	.867	1	2	1	0	4	151:36	12	0	4.75	60	.833	0	2	0
Alex Blankenburg	3	118:45	9	0	4.55	44	.830	1	1	0	0	3	118:45	9	0	4.55	44	.830	1	1	0
EMPTY NET	13	7:20	0	7	0.00	0	.000	0	0	0	-	9	5:33	0	6	0.00	0	.000	0	0	0
Total	36	2170:53	134	7	3.70	1045	.886	17	17	2	0	24	1445:00	97	6	4.03	715	.881	10	13	1
Opponents	36	2170:53	121	8	3.34	968	.889	17	17	2	7	24	1445:00	75	6	3.11	658	.898	13	10	1



2016-17 STATISTICS AND RESULTS

SEASON RESULTS

Oct. 8	Alberta (Exhib.)	L, 2-3
Oct. 14	vs. Alaska Anchorage~	W, 3-1
Oct. 15	at Alaska~	OTW, 4-3
Oct. 21	Vermont	T, 4-4
Oct. 22	Vermont	L, 2-5
Oct. 28	#5 UMass Lowell	W, 5-1
Oct. 29	#5 UMass Lowell	L, 2-4
Nov. 4	Colorado College	L, 1-2
Nov. 5	Colorado College	W, 6-4
Nov. 11	at Miami	W, 6-4
Nov. 12	at Miami	W, 6-2
Nov. 18	#2 Minnesota Duluth	L, 4-6
Nov. 19	#2 Minnesota Duluth	L, 2-3
Nov. 25	at Northern Michigan	T, 2-2
Nov. 26	at Northern Michigan	W, 2-0
Dec. 2	at Wisconsin	T, 3-3
Dec. 3	at Wisconsin	W, 7-4
Dec. 9	at #17 St. Cloud State	W, 3-1
Dec. 10	at #17 St. Cloud State	L, 2-4
Dec. 30	Lake Superior State	W, 4-1
Dec. 31	Lake Superior State	W, 5-3
Jan. 6	#7 North Dakota	L, 1-9
Jan. 7	#7 North Dakota	L, 3-7
Jan. 13	at Colorado College	W, 5-2
Jan. 16	at Colorado College	L, 4-2
Jan. 20	Miami	T, 3-3 (3x3 L)
Jan. 21	Miami	L, 2-0
Jan. 27	at #3 Denver	L, 3-5
Jan. 28	at #3 Denver	L, 0-5
Feb. 3	at #1 Minnesota Duluth	T, 2-2 (SOL)
Feb. 4	at #1 Minnesota Duluth	L, 0-5
Feb. 10	#8 Western Michigan	L, 6-7
Feb. 11	#8 Western Michigan	W, 6-3
Feb. 24	at #15/16 North Dakota	L, 4-6
Feb. 25	at #15/16 North Dakota	W, 3-0
March 3	#1 Denver	L, 2-4
March 4	#1 Denver	L, 0-3
March 10	at #7/8 Western Michigan #	OTW, 2-1
March 11	at #7/8 Western Michigan #	L, 2-5
March 12	at #7/8 Western Michigan #	OTL, 1-2

NCHC Playoff game

Overall Record: 17-17-5

Home: 6-10-2 • **Away:** 10-7-3 • **Neutral:** 1-0-0

NCHC Record: 9-13-2-0/0

NCHC Home: 3-8-1-0/0 • **NCHC Road:** 6-5-1-0/0

Non-Conference Home Record: 3-2-1

Non-Conference Road Record: 3-0-2

Non-Conference Neutral Record: 1-0-0

NCHC FINAL STANDINGS

School	NCHC							Overall					
	GP	W	L	T	3/SW	Pts.	GF	GA	W	L	T	GF	GA
1. Denver	24	18	3	3	0/2	59	82	42	33	7	4	152	80
2. Minnesota Duluth	24	15	5	4	1/2	52	83	56	28	7	7	140	95
3. Western Michigan	24	13	9	2	0/1	42	79	75	22	13	5	133	114
4. North Dakota	24	11	12	1	1/0	35	69	63	21	16	3	127	104
5. St. Cloud State	24	10	13	1	0/0	31	64	69	16	19	1	105	109
6. Omaha	24	9	13	2	0/0	29	74	89	17	17	5	122	128
7. Miami	24	5	14	5	2/1	23	57	80	9	20	7	91	113
8. Colorado College	24	4	16	4	1/0	17	43	77	8	24	4	70	120

HIGHLIGHTS

- The Mavericks finished their 20th season with a record of 17-17-5. They were 9-13-2-0/0 in the NCHC (sixth).
- The Mavericks' season ended when they were eliminated by Western Michigan (2-1) from the NCHC Playoffs.
- Following the conclusion of the season, head coach Dean Blais announced he was stepping down after eight seasons at UNO. Just the second head coach in school history, Blais posted a record of 146-133-30 while in Omaha. He earned his 400th coaching victory in a 3-1 win at St. Cloud State on Dec. 9, 2016.
- Senior Austin Ortega led the team in scoring with 20 goals and 27 assists for 47 points. His assist and point totals were career bests.
- Ortega's 47 points tied him with David Brisson (2000-01) for the fifth-highest single-season total in school history.
- Ortega tied the NCAA record for career game winning goals with his 23rd against Lake Superior State (Dec. 30, 2016).
- Ortega was a member of the NCHC All-Conference first team while Snuggerud was a member of the second team.
- Vesel was named the co-winner of the NCHC Sportsmanship Award while Justin Parizek was named the NCHC's Senior Scholar-Athlete.

STATISTICAL LEADERS

Points Austin Ortega, 47	Power-Play Goals Tyler Vesel, 8	Shots Austin Ortega, 137
Goals Austin Ortega, 20	Short-Handed Goals Nine players, 1	Penalties Mason Morelli, 20
Assists Austin Ortega, 27	Game-Winning Goals Justin Parizek, 4	Penalty Minutes Ryan Jones, 52



Austin Ortega tied the NCAA record as a senior by scoring his 23rd career game-winning goal.



2016-17 STATISTICS AND RESULTS

OFFENSIVE STATISTICS

Name	----- Overall -----											----- NCHC -----										
	GP	G	A	Pts	Sh	+/-	Penalty No.-Min	PP	SH	GW	GP	G	A	Pts	Sh	+/-	Penalty No.-Min	PP	SH	GW		
Austin Ortega	38	20	27	47	137	+1	13-26	4	1	3	23	10	18	28	72	-3	6-12	2	1	1		
Tyler Vesel	39	14	21	35	70	-5	3-6	8	1	1	24	5	12	17	37	-9	0-0	3	0	0		
David Pope	34	13	18	31	87	-1	7-14	7	1	3	21	11	8	19	61	-1	2-4	5	1	3		
Luc Snuggerud	39	11	20	31	96	-4	18-36	7	1	1	24	9	13	22	59	-4	11-22	6	1	1		
Fredrik Olofsson	34	11	13	24	62	-2	9-21	4	1	2	22	8	6	14	37	-2	9-21	3	0	2		
Jake Randolph	32	6	17	23	63	-4	3-6	2	0	1	17	2	10	12	23	-8	2-4	1	0	0		
Steven Spinner	39	8	13	21	65	-2	13-26	3	1	0	24	7	8	15	37	+1	10-20	3	1	0		
Ian Brady	32	3	18	21	49	-2	12-24	2	0	0	22	2	10	12	37	-3	10-20	1	0	0		
Justin Parizek	33	12	8	20	101	0	15-30	4	0	4	18	5	4	9	64	-4	8-16	2	0	1		
Mason Morelli	37	7	11	18	97	+3	20-43	2	1	0	24	5	3	8	64	0	11-25	2	0	0		
Teemu Pulkkinen	35	4	10	14	62	-5	5-10	0	0	1	23	3	8	11	43	-6	3-6	0	0	1		
Joel Messner	34	2	6	8	35	+4	8-16	0	1	0	22	2	4	6	22	+1	6-12	0	1	0		
Tristan Keck	31	4	3	7	28	-6	1-2	0	0	1	19	1	3	4	15	-3	0-0	0	0	0		
Dean Stewart	29	0	7	7	19	-8	7-14	0	0	0	22	0	4	4	17	-11	4-8	0	0	0		
Ryan Jones	35	1	5	6	28	-7	19-52	0	0	0	23	0	5	5	13	-5	12-38	0	0	0		
Riley Alferd	14	3	1	4	12	-3	2-4	0	0	0	9	3	0	3	8	-2	1-2	0	0	0		
Colin Grannary	23	1	2	3	27	-3	8-16	0	0	0	13	0	2	2	14	-1	3-6	0	0	0		
Jordan Klehr	29	1	2	3	27	-3	3-6	0	1	0	18	0	2	2	12	-5	2-4	0	0	0		
Evan Weninger	28	0	3	3	0	0	1-2	0	0	0	18	0	3	3	0	0	0-0	0	0	0		
Zach Jordan	23	1	1	2	33	-9	2-4	0	0	0	14	1	0	1	21	-6	1-2	0	0	0		
Ryan Galt	20	0	2	2	18	-2	1-2	0	0	0	12	0	0	0	8	-4	0-0	0	0	0		
Luke Nogard	25	0	2	2	26	-8	9-26	0	0	0	15	0	1	1	12	-5	8-16	0	0	0		
Lukas Buchta	24	0	1	1	22	-2	6-12	0	0	0	12	0	1	1	9	-3	2-4	0	0	0		
Kris Oldham	10	0	1	1	0	0	0-0	0	0	0	5	0	1	1	0	0	0-0	0	0	0		
Jalen Schulz	9	0	1	1	2	0	6-12	0	0	0	3	0	0	0	1	-2	0-0	0	0	0		
Grant Gallo	13	0	0	0	8	-1	4-8	0	0	0	7	0	0	0	5	0	4-8	0	0	0		
TEAM	23	0	0	0	0	0	7-14	0	0	0	16	0	0	0	0	0	5-10	0	0	0		
Total	39	122	213	335	1174	-69	202-432	43	9	17	24	74	126	200	691	-85	120-260	28	5	9		
Opponents	39	128	201	329	1252	+46	215-466	37	6	17	24	89	140	229	779	+69	133-280	28	5	13		

GOALTENDING STATISTICS

Name	----- Overall -----											----- NCHC -----										
	GP	Minutes	GA	EN	Avg	Saves	Pct	W	L	T	SO	GP	Minutes	GA	EN	Avg	Saves	Pct	W	L	T	
Evan Weninger	28	1571:16	77	0	2.94	754	.907	11	11	4	3	18	956:27	54	0	3.39	467	.896	6	8	2	
Kris Oldham	10	567:42	32	0	3.38	272	.895	5	3	1	0	5	283:55	19	0	4.02	134	.876	2	2	0	
Alex Blankenburg	5	205:34	16	0	4.67	98	.860	1	3	0	0	4	188:46	14	0	4.45	89	.864	1	3	0	
EMPTY NET	23	26:23	0	3	0.00	0	.000	0	0	0	-	16	20:41	0	2	0.00	0	.000	0	0	0	
Total	39	2370:55	128	3	3.24	1124	.898	17	17	5	3	24	1449:49	89	2	3.68	690	.886	9	13	2	
Opponents	39	2370:55	122	6	3.09	1052	.896	17	17	5	3	24	1449:49	74	4	3.06	617	.893	13	9	2	



2015-16 STATISTICS AND RESULTS

SEASON RESULTS

Oct. 9	at #6/9 Minnesota State	W, 3-2
Oct. 10	at #6/9 Minnesota State	W, 2-0
Oct. 16	at #20 Vermont	W, 4-3
Oct. 17	at #20 Vermont	W, 3-1
Oct. 23	Air Force	W, 4-2
Oct. 24	Air Force	W, 4-1
Oct. 30	at Western Michigan	L, 2-4
Oct. 31	at Western Michigan	L, 1-6
Nov. 6	#6/7 Minnesota Duluth	W, 4-2
Nov. 7	#6/7 Minnesota Duluth	W, 4-2
Nov. 20	at Miami	T, 3-3 (3x3 OTL)
Nov. 21	at Miami	OTW, 3-2
Nov. 27	Ohio State	W, 3-1
Nov. 28	Ohio State	W, 6-4
Dec. 4	at #7 St. Cloud State	L, 1-4
Dec. 5	at #7 St. Cloud State	W, 7-2
Dec. 19	Arizona State	W, 3-1
Dec. 20	Arizona State	W, 6-0
Jan. 2	Trinity Western (exh.)	W, 6-0
Jan. 8	#17 Denver	L, 0-3
Jan. 9	#17 Denver	L, 3-4
Jan. 15	at #1/2 North Dakota	OTW, 4-3
Jan. 16	at #1/2 North Dakota	L, 1-5
Jan. 22	Miami	L, 1-3
Jan. 23	Miami	L, 3-7
Jan. 29	at Colorado College	L, 1-5
Jan. 30	at Colorado College	W, 6-1
Feb. 12	Western Michigan	W, 2-1
Feb. 13	Western Michigan	W, 6-3
Feb. 10	#3 St. Cloud State	L, 1-4
Feb. 21	#3 St. Cloud State	L, 3-6
Feb. 26	#4 North Dakota	L, 2-4
Feb. 27	#4 North Dakota	L, 1-4
March 4	at #7 Denver	L, 0-3
March 5	at #7 Denver	L, 1-2
March 11	at #6 Denver #	L, 2-5
March 12	at #6 Denver #	2OTL, 3-4

NCHC Playoff game

Overall Record: 18-17-1

Home: 10-8-0 • Away: 8-7-1 • Neutral: 0-0-0

NCHC Record: 8-15-1-0/0

NCHC Home: 4-8-0-0/0 • NCHC Road: 4-7-1-0/0

Non-Conference Home Record: 6-0-0

Non-Conference Road Record: 4-0-0

Non-Conference Neutral Record: 0-0-0

NCHC FINAL STANDINGS

School	NCHC							Overall					
	GP	W	L	T	3/SW	Pts.	GF	GA	W	L	T	GF	GA
1. North Dakota	24	19	4	1	0/1	59	89	49	34	6	4	162	81
2. St. Cloud State	24	17	6	1	1/0	53	104	53	31	9	1	175	90
Denver	24	17	5	2	0/0	53	74	52	25	10	6	134	96
4. Minnesota Duluth	24	11	10	3	1/0	37	64	44	19	16	5	107	82
5. Miami	24	9	13	2	2/0	31	54	65	15	18	3	86	97
6. Omaha	24	8	15	1	0/0	25	60	83	18	17	1	103	107
7. Western Michigan	24	5	18	1	1/0	17	56	103	8	25	3	80	142
8. Colorado College	24	4	19	1	0/0	13	47	99	6	29	1	71	145

HIGHLIGHTS

- Omaha finished its 19th season with a record of 18-17-1 and 8-15-1-0/0 in the NCHC, good for sixth place.
- The Mavericks opened Baxter Arena, their first on-campus home, on Oct. 23 against Air Force.
- For the first time in school history, the Mavericks were ranked No. 1 in one of the two major college hockey polls, occupying that spot in the USA Today/USA Hockey Magazine poll during the week of Oct. 19.
- The Mavericks were 10-0-0 in non-conference games, the first perfect non-conference mark in school history.
- The Mavericks posted the best first half record in program history with a mark of 14-3-1 before Christmas.
- Junior Jake Guentzel was UNO's leading scorer for the second straight year with a career-high 46 points. He also led the Mavericks with 26 assists and had a career-best 19 goals.
- Junior Austin Ortega led the Mavericks with a career-high 21 goals and was second in scoring with 36 points.
- Ortega tied for the national lead with eight game winners, the second straight year he led the NCAA.
- Guentzel was named to the NCHC All-Conference Second Team while Weninger was named to the All-Rookie Team.

STATISTICAL LEADERS

Points

Jake Guentzel, 46

Goals

Austin Ortega, 21

Assists

Jake Guentzel, 27

Power-Play Goals

Austin Ortega, 7

Short-Handed Goals

Jake Guentzel/Justin Parizek, 3

Game-Winning Goals

Austin Ortega, 8 ^

Shots

Austin Ortega, 157

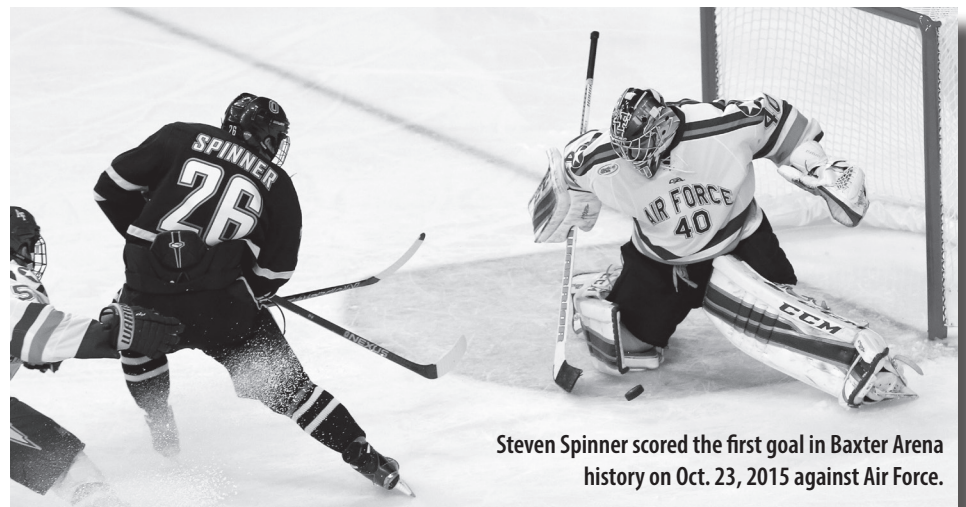
Penalties

Justin Parizek, 18

Penalty Minutes

Brian Cooper, 51

^ Tied for First in NCAA



Steven Spinner scored the first goal in Baxter Arena history on Oct. 23, 2015 against Air Force.



2015-16 STATISTICS AND RESULTS

OFFENSIVE STATISTICS

Name	----- Overall -----										----- NCHC -----									
	GP	G	A	Pts	Sh	+/-	Penalty No.-Min	PP	SH	GW	GP	G	A	Pts	Sh	+/-	Penalty No.-Min	PP	SH	GW
Jake Guentzel	35	19	27	46	110	+6	6-20	5	3	0	24	13	13	26	80	-6	3-14	2	3	0
Austin Ortega	35	21	15	36	157	+2	6-12	7	1	8	23	5	9	14	95	-11	3-6	3	0	3
Justin Parizek	35	8	20	28	100	+1	18-36	2	3	0	23	5	13	18	63	0	16-32	2	2	0
Jake Randolph	35	9	13	22	51	+4	1-2	1	0	3	23	4	5	9	33	+3	1-2	0	0	1
Tyler Vesel	35	6	12	18	60	+1	1-2	1	2	2	23	5	3	8	36	-1	0-0	1	2	1
Luc Snuggerud	35	4	14	18	69	-8	11-22	2	0	1	24	2	9	11	47	-11	8-16	1	0	1
Fredrik Olofsson	34	8	9	17	53	-7	7-14	2	0	2	24	5	5	10	35	-15	3-6	0	0	1
Brian Cooper	35	5	11	16	60	+7	16-51	1	0	1	24	4	7	11	40	-2	10-39	1	0	1
Ian Brady	33	3	11	14	57	-9	13-26	1	0	0	23	3	9	12	41	-10	7-14	1	0	0
Mason Morelli	31	7	4	11	51	0	10-28	0	0	0	22	7	4	11	34	+3	7-22	0	0	0
Steven Spinner	33	5	6	11	68	-11	5-10	1	0	0	23	2	4	6	37	-10	3-6	1	0	0
David Pope	31	4	4	8	42	-2	4-8	1	0	1	20	2	2	4	25	-5	2-4	1	0	0
Luke Nogard	28	1	7	8	39	+1	14-36	0	0	0	20	1	6	7	28	0	9-26	0	0	0
Ryan Galt	24	1	6	7	20	0	0-0	0	0	0	15	1	5	6	11	0	0-0	0	0	0
Jordan Klehr	28	1	5	6	29	-7	3-6	0	0	0	21	1	4	5	20	-3	3-6	0	0	0
Joel Messner	26	0	5	5	27	+4	3-6	0	0	0	17	0	3	3	18	-1	1-2	0	0	0
Lukas Buchta	32	0	4	4	23	+3	9-18	0	0	0	22	0	2	2	19	-5	5-10	0	0	0
Grant Gallo	22	0	4	4	9	+4	11-22	0	0	0	15	0	3	3	6	0	7-14	0	0	0
Tanner Lane	22	0	2	2	13	-6	5-10	0	0	0	14	0	1	1	6	-5	3-6	0	0	0
Aaron Pearce	10	1	0	1	3	-2	1-2	0	0	0	7	0	0	0	2	-3	1-2	0	0	0
Riley Alferd	23	0	1	1	18	-9	4-8	0	0	0	14	0	1	1	9	-9	3-6	0	0	0
Avery Peterson	14	0	1	1	20	-5	3-6	0	0	0	7	0	1	1	7	-3	2-4	0	0	0
Jalen Schulz	12	0	1	1	4	0	3-6	0	0	0	4	0	0	0	1	-1	1-2	0	0	0
Kirk Thompson	15	0	0	0	0	0	1-2	0	0	0	10	0	0	0	0	0	1-2	0	0	0
TEAM	17	0	0	0	0	0	9-18	0	0	0	14	0	0	0	0	0	8-16	0	0	0
Total	36	103	182	285	1083	-33	164-371	24	9	18	24	60	109	169	693	-95	107-257	13	7	8
Opponents	36	107	184	291	1075	+11	173-429	24	4	17	24	83	140	223	706	+80	122-313	19	2	15

GOALTENDING STATISTICS

Name	----- Overall -----										----- NCHC -----										
	GP	Minutes	GA	EN	Avg	Saves	Pct	W	L	T	SO	GP	Minutes	GA	EN	Avg	Saves	Pct	W	L	T
Evan Weninger	21	1196:32	49	0	2.46	585	.923	13	8	0	1	14	747:58	37	0	2.97	349	.904	7	7	0
Alex Blankenburg	4	212:59	10	0	2.82	89	.899	1	2	0	0	4	212:59	10	0	2.82	89	.899	1	2	0
Kirk Thompson	15	771:00	42	0	3.27	294	.875	4	7	1	1	10	474:22	31	0	3.92	185	.856	0	6	1
EMPTY NET	17	19:06	0	6	0.00	0	.000	0	0	0	-	14	15:24	0	5	0.00	0	.000	0	0	0
Total	36	2199:37	107	6	2.92	968	.900	18	17	1	2	24	1450:43	83	5	3.43	623	.882	8	15	1
Opponents	36	2199:37	103	5	2.81	980	.905	17	18	1	2	24	1450:43	60	2	2.48	633	.913	15	8	1



2014-15 STATISTICS AND RESULTS

SEASON RESULTS

Oct. 6	NAIT (exh.)	L, 0-4
Oct. 10	#11 Minnesota State	W, 5-3
Oct. 11	#11 Minnesota State	L, 2-4
Oct. 17	at Western Michigan	W, 5-2
Oct. 18	at Western Michigan	W, 3-0
Oct. 31	at #18 Cornell	T, 1-1
Nov. 1	at #18 Cornell	W, 2-1
Nov. 7	at Ohio State	W, 4-1
Nov. 8	at Ohio State	W, 4-3
Nov. 21	#8 Minnesota Duluth	L, 2-3
Nov. 22	#8 Minnesota Duluth	W, 4-1
Nov. 28	at #2 North Dakota	T, 2-2 (1-0 SOW)
Nov. 29	at #2 North Dakota	L, 2-3
Dec. 5	at #4 Miami	L, 2-8
Dec. 6	at #4 Miami	W, 5-2
Dec. 12	St. Cloud State	W, 3-2
Dec. 13	St. Cloud State	W, 5-3
Dec. 20	Alabama-Huntsville	W, 2-1
Dec. 21	Alabama-Huntsville	T, 3-3
Dec. 30	New Hampshire	OTW, 2-1
Dec. 31	New Hampshire	L, 2-6
Jan. 9	#10 Denver	W, 5-4
Jan. 10	#10 Denver	W, 1-0
Jan. 16	at Colorado College	L, 3-4
Jan. 17	at Colorado College	W, 4-1
Jan. 30	#1 North Dakota	OTW, 3-2
Jan. 31	#1 North Dakota	OTL, 3-4
Feb. 13	Western Michigan	L, 1-2
Feb. 14	Western Michigan	W, 3-1
Feb. 20	at St. Cloud State	L, 3-4
Feb. 21	at St. Cloud State	L, 0-2
Feb. 27	at #6 Minnesota Duluth	T, 1-1 (2-0 SOW)
Feb. 28	at #6 Minnesota Duluth	T, 1-1 (2-1 SOW)
March 6	Colorado College	T, 2-2 (0-1 SOL)
March 7	Colorado College	W, 4-2
March 13	St. Cloud State #	2OTL, 1-2
March 14	St. Cloud State #	L, 1-3
March 28	vs. #8 Harvard ^	W, 4-1
March 29	vs. RIT ^	W, 4-0
April 9	vs. #4 Providence College ~	L, 1-4

NCHC Playoff game
 ^ NCAA Midwest Regional-South Bend, Ind.
 ~ NCAA Frozen Four-Boston, Mass.

Overall Record: 20-13-6
Home: 11-7-2 • **Away:** 7-5-4 • **Neutral:** 2-1-0
NCHC Record: 12-8-4-2
NCHC Home: 8-3-1-0 • **NCHC Road:** 4-5-3-3
Non-Conference Home Record: 3-4-1
Non-Conference Road Record: 3-0-1
Non-Conference Neutral Record: 2-1-0

NCHC FINAL STANDINGS

School	NCHC						Overall						
	GP	W	L	T	SW	Pts.	GF	GA	W	L	T	GF	GA
1. North Dakota	24	16	6	2	0	50	72	55	29	10	3	138	94
2. Miami	24	14	9	1	1	44	73	60	25	14	1	130	100
3. Omaha	24	12	8	4	3	43	67	56	20	13	6	105	90
4. Denver	24	13	10	1	1	41	79	68	24	14	2	131	99
5. Minnesota Duluth	24	12	9	3	0	39	68	59	21	16	3	115	97
6. St. Cloud State	24	11	12	1	0	34	69	56	20	19	1	109	97
7. Western Michigan	24	6	13	5	4	27	51	73	14	18	5	98	107
8. Colorado College	24	2	19	3	1	10	43	95	6	26	3	74	136


HIGHLIGHTS

- The Mavericks made their first appearance in the NCAA Frozen Four, losing to eventual national champion Providence College, 4-1, in the semifinal in Boston, Mass.
- UNO advanced to the Frozen Four by winning its first NCAA playoff games, turning back Harvard, 4-1, and RIT, 4-0, to win the NCAA Midwest Regional in South Bend, Ind.
- Jake Guentzel was the Mavericks' leading scorer with a career-best 39 points including a team high 25 assists.
- Austin Ortega set an NCAA record with 11 game-winning goals, part of his team-leading and career-best 20 goals.
- The Mavericks were third in the NCHC for the second consecutive year, posting a record of 12-8-4-3 in conference play.
- Ryan Massa led the NCHC with a 1.96 goals-against average and a .939 save percentage, both school records. Massa was named the Midwest Regional's Most Valuable Performer by stopping 73 of 74 shots.
- The Mavericks set a school record with only 13 losses during the season.
- Massa was named All-NCHC Second Team, Guentzel and Ortega were NCHC Honorable Mention and Luc Snuggerud was a member of the NCHC All-Rookie Team.

STATISTICAL LEADERS

Points Jake Guentzel, 39	Power-Play Goals Austin Ortega, 8	Shots Austin Ortega, 144
Goals Austin Ortega, 20	Short-Handed Goals Three players, 1	Penalties Brian Cooper, 22
Assists Jake Guentzel, 25	Game-Winning Goals Austin Ortega, 11 *^	Penalty Minutes Brian Cooper, 55

*School record ^NCAA Record





2014-15 STATISTICS AND RESULTS

OFFENSIVE STATISTICS

Name	----- Overall -----											----- NCHC -----										
	GP	G	A	Pts	Sh	+/-	Penalty		Goals			GP	G	A	Pts	Sh	+/-	Penalty		Goals		
							No.-Min	PP	SH	GW	No.-Min							PP	SH	GW		
Jake Guentzel	36	14	25	39	108	+10	13-34	3	0	1	24	9	16	25	64	+6	10-20	2	0	1		
Austin Ortega	39	20	17	37	144	+7	9-18	8	1	11~	24	12	11	23	90	+5	6-12	4	0	8		
Jake Randolph	39	5	21	26	54	+8	2-4	0	0	1	24	2	12	14	32	+7	2-4	0	0	0		
Tyler Vesel	39	8	15	23	77	+9	1-2	1	0	0	24	6	7	13	49	+11	1-2	0	0	0		
Justin Parizek	38	13	8	21	84	+8	8-24	3	1	2	24	9	6	15	52	+8	6-20	3	1	0		
Avery Peterson	39	11	10	21	72	-2	9-18	3	0	2	24	6	5	11	39	-3	7-14	1	0	1		
Ian Brady	38	5	16	21	61	+2	8-16	2	1	0	23	4	12	16	41	+1	5-10	2	1	0		
Brian Cooper	39	5	11	16	63	+14	22-55	4	0	2	24	3	7	10	37	+11	14-28	2	0	1		
Luc Snuggerud	39	2	14	16	74	-3	9-18	1	0	0	24	0	9	9	44	+1	4-8	0	0	0		
David Pope	33	8	6	14	68	+3	3-6	0	0	0	22	5	5	10	43	+2	2-4	0	0	0		
Dominic Zombo	29	5	9	14	50	+7	13-26	2	0	1	16	4	5	9	32	+7	7-14	2	0	1		
Tanner Lane	35	2	6	8	43	-6	5-18	0	0	0	23	2	3	5	27	-3	4-16	0	0	0		
Jono Davis	28	1	6	7	27	-1	2-15	0	0	0	17	1	3	4	15	-1	2-15	0	0	0		
Joel Messner	39	0	6	6	33	+9	9-29	0	0	0	24	0	6	6	18	+9	5-21	0	0	0		
Grant Gallo	27	3	1	4	16	-7	13-26	1	0	0	19	1	1	2	12	-6	11-22	0	0	0		
Brian O'Rourke	36	1	3	4	28	-2	14-42	0	0	0	21	1	1	2	16	+1	5-21	0	0	0		
James Polk	34	2	1	3	32	-4	6-15	0	0	0	20	2	1	3	15	-1	3-9	0	0	0		
Aaron Pearce	20	0	1	1	11	-2	3-6	0	0	0	7	0	1	1	5	0	1-2	0	0	0		
Kirk Thompson	12	0	1	1	0	0	0-0	0	0	0	5	0	1	1	0	0	0-0	0	0	0		
Ryan Massa	29	0	0	0	0	0	1-2	0	0	0	20	0	0	0	0	0	1-2	0	0	0		
Jake Montgomery	6	0	0	0	1	-1	1-2	0	0	0	2	0	0	0	0	-1	0-0	0	0	0		
Kyle Mountain	17	0	0	0	13	-8	2-4	0	0	0	13	0	0	0	9	-8	2-4	0	0	0		
Luke Nogard	26	0	0	0	25	-4	7-14	0	0	0	17	0	0	0	17	-4	6-12	0	0	0		
Brian Rideout	11	0	0	0	6	-1	3-6	0	0	0	6	0	0	0	2	-3	1-2	0	0	0		
Matt Youso	15	0	0	0	3	+4	1-2	0	0	0	10	0	0	0	1	+3	1-2	0	0	0		
TEAM	19	0	0	0	0	0	4-8	0	0	0	11	0	0	0	0	0	3-6	0	0	0		
Total	39	105	177	282	1093	+40	168-410	28	3	20	24	67	112	179	660	+42	109-270	16	2	12		
Opponents	39	90	156	246	1232	-56	184-490	22	2	13	24	56	97	153	759	-53	110-296	14	2	8		

GOALTENDING STATISTICS

Name	----- Overall -----											----- NCHC -----										
	GP	Minutes	GA	EN	Avg	Saves	Pct	W	L	T	SO	GP	Minutes	GA	EN	Avg	Saves	Pct	W	L	T	
Ryan Massa	29	1652:40	54	0	1.96*	827	.939*	14	8	6	2	20	1189:38	42	0	2.12	586	.933	9	7	4	
Brock Crossthaite	2	49:58	2	0	2.40	21	.913	1	0	0	0	1	9:58	0	0	0.00	5	1.000	1	0	0	
Kirk Thompson	12	689:52	31	0	2.70	294	.905	5	5	0	1	5	256:02	13	0	3.05	112	.896	2	1	0	
EMPTY NET	19	17:35	0	3	0.00	0	.000	0	0	0	-	-	10:53	0	1	0.00	0	.000	0	0	0	
Total	39	2410:05	90	3	2.24	1142	.927	20	13	6	3	24	1466:31	56	1	2.29	703	.926	12	8	4	
Opponents	39	2410:05	105	12	2.61	988	.904	13	20	6	1	24	1466:31	67	7	2.74	593	.898	8	12	4	

*School Record

~NCAA Record



2013-14 STATISTICS AND RESULTS

SEASON RESULTS

Oct. 7	NAIT (exh.)	W, 6-1
Oct. 11	Bentley	L, 4-6
Oct. 12	Bentley	W, 4-2
Oct. 18	at Northern Michigan	W, 2-1
Oct. 19	at Northern Michigan	L, 3-6
Oct. 25	#19 Cornell	L, 3-5
Oct. 26	#19 Cornell	L, 3-4
Nov. 1	at Denver	OTW, 3-2
Nov. 2	at Denver	OTW, 3-2
Nov. 9	#10 North Dakota	W, 4-2
Nov. 10	#10 North Dakota	L, 2-3
Nov. 15	#2 Michigan	W, 3-2
Nov. 16	#2 Michigan	L, 3-4
Nov. 22	#8 Miami	W, 6-3
Nov. 23	#8 Miami	W, 3-1
Dec. 6	at Colorado College	L, 2-4
Dec. 7	at Colorado College	T, 3-3 (2-1 SOW)
Jan. 3	at New Hampshire	L, 3-6
Jan. 4	at New Hampshire	L, 2-5
Jan. 10	Minnesota Duluth	L, 2-3
Jan. 11	Minnesota Duluth	L, 1-3
Jan. 17	at Miami	T, 2-2 (2-3 SOL)
Jan. 18	at Miami	W, 5-1
Jan. 31	#5 St. Cloud State	L, 3-5
Feb. 1	#5 St. Cloud State	W, 8-6
Feb. 7	at #16 North Dakota	L, 2-4
Feb. 8	at #16 North Dakota	W, 6-3
Feb. 14	#18 Denver	W, 4-2
Feb. 15	#18 Denver	L, 1-4
Feb. 21	at Western Michigan	W, 5-1
Feb. 22	at Western Michigan	L, 3-5
Feb. 28	Colorado College	W, 6-0
March 1	Colorado College	OTW, 2-1
March 7	at #19 Minnesota Duluth	L, 2-8
March 8	at #19 Minnesota Duluth	W, 4-1
March 13	Denver#	W, 4-3
March 14	Denver#	L, 1-5
March 15	Denver#	L, 0-2

NCHC Playoff game

Overall Record: 17-18-2
Home: 10-11-0 • **Away:** 7-7-2 • **Neutral:** 0-0-0
NCHC Record: 13-9-2-1
NCHC Home: 7-5-0 • **NCHC Road:** 6-4-2
Non-Conference Home Record: 2-4-0
Non-Conference Road Record: 1-3-0
Non-Conference Neutral Record: 0-0-0

NCHC FINAL STANDINGS

School	GP	NCHC					Pts.	GF	GA	Overall				
		W	L	T	SW	GF				GA	W	L	T	GF
1. St. Cloud State	24	15	6	3	0	48	87	64	22	11	5	136	107	
2. North Dakota	24	15	9	0	0	45	76	63	25	14	3	127	102	
3. Omaha	24	13	9	2	1	42	82	69	17	18	2	117	120	
4. Minnesota Duluth	24	11	11	2	2	37	69	70	16	16	4	104	104	
Western Michigan	24	11	11	2	2	37	66	69	19	16	5	103	106	
6. Denver	24	10	11	3	2	35	60	58	20	16	6	112	98	
7. Colorado College	24	6	13	5	1	24	52	75	7	24	6	74	121	
8. Miami	24	6	17	1	1	20	56	80	15	20	3	111	115	

HIGHLIGHTS

- Junior Josh Archibald was the Mavericks' second All-American in as many years, selected to the West First Team. He was just the second first-team pick in UNO history, following Scott Parse in 2005-06. Archibald was also a top 10 finalist for the Hobey Baker Award.
- Archibald became the NCHC's first scoring champion with 32 points in 24 league games. He was the NCHC's Player of the Year, Forward of the Year and the top vote-getter for the NCHC All-Conference First Team.
- Archibald set the school record by scoring 29 goals, two more than Bill Thomas, who had 27 in 2005-06.
- The Mavericks made their debut in the National Collegiate Hockey Conference, placing third after being picked to finish last in the eight-team circuit.
- Freshman Jake Guentzel led all NCHC rookies in scoring and was a member of the NCHC All-Rookie Team while scoring 34 points, one shy of the UNO rookie record. He set a school rookie record with 27 assists and finished in a three-way tie for second in team scoring.

STATISTICAL LEADERS

Points Josh Archibald, 43	Power-Play Goals Josh Archibald & Dominic Zombo, 8	Shots Ryan Walters, 139
Goals Josh Archibald, 29 *	Short-Handed Goals Four players, 1	Penalties Josh Archibald, 24
Assists Jake Guentzel & Ryan Walters, 27	Game-Winning Goals Josh Archibald, 6	Penalty Minutes Josh Archibald, 62

* School record



Junior Josh Archibald was a first-team West All-American after scoring a school record 29 goals in 2013-14.



2013-14 STATISTICS AND RESULTS

OFFENSIVE STATISTICS

Name	----- Overall -----											----- NCHC -----										
	GP	G	A	Pts	Sh	+/-	Penalty No.-Min	PP	SH	GW		GP	G	A	Pts	Sh	+/-	Penalty No.-Min	PP	SH	GW	
Josh Archibald	37	29	14	43	127	+2	24-62	8	0	6		24	21	11	32	88	+4	12-38	7	0	5	
Dominic Zombo	37	17	17	34	101	+4	15-30	8	1	2		24	12	12	24	70	+4	10-20	5	0	2	
Jake Guentzel	37	7	27	34	84	-2	8-16	2	0	1		24	6	21	27	54	+2	5-10	1	0	0	
Ryan Walters	37	7	27	34	139	-6	9-18	5	0	0		24	2	16	18	91	-7	5-10	1	0	0	
Brock Montpetit	37	14	19	33	111	-6	23-49	5	1	3		24	8	14	22	69	+1	10-23	2	1	1	
Michael Young	37	3	19	22	90	+1	15-41	2	0	1		24	3	13	16	61	+3	7-14	2	0	1	
Ian Brady	33	4	17	21	48	-8	14-36	3	0	0		20	4	11	15	31	-4	11-30	3	0	0	
Austin Ortega	35	9	10	19	94	-6	5-10	2	0	1		22	7	8	15	59	-4	3-6	2	0	1	
Johnnie Searfoss	37	4	8	12	89	-6	11-22	0	0	1		24	3	6	9	59	-2	7-14	0	0	1	
Zahn Raubenheimer	27	6	5	11	57	+6	7-25	0	0	0		19	5	3	8	46	+5	5-10	0	0	0	
Nick Seeler	36	4	6	10	63	-6	21-61	1	1	0		24	3	3	6	45	+1	9-18	1	1	0	
Jaycob Megna	32	0	10	10	31	-8	9-18	0	0	0		23	0	6	6	21	-8	8-16	0	0	0	
Tanner Lane	34	5	4	9	41	-6	6-12	0	1	2		24	4	4	8	30	-3	3-6	0	1	2	
Brian Cooper	37	2	7	9	39	+5	15-30	0	0	0		24	1	5	6	20	+7	7-14	0	0	0	
James Polk	32	3	3	6	41	-4	4-8	1	0	0		22	2	2	4	26	-2	3-6	1	0	0	
Justin Parizek	27	1	5	6	25	0	9-18	0	0	0		15	1	1	2	15	+1	8-16	0	0	0	
Aaron Pearce	31	1	3	4	29	0	5-10	0	0	0		20	0	2	2	15	0	1-2	0	0	0	
Brian O'Rourke	35	1	2	3	29	+5	7-14	0	0	0		24	0	1	1	22	+2	4-8	0	0	0	
Jono Davis	18	0	1	1	10	+1	7-25	0	0	0		11	0	1	1	5	0	6-23	0	0	0	
Ryan Massa	22	0	0	0	0	0	1-2	0	0	0		-										
Alex Simonson	15	0	0	0	6	-4	4-8	0	0	0		8	0	0	0	4	-1	2-4	0	0	0	
Matt Youso	15	0	0	0	2	0	3-6	0	0	0		8	0	0	0	0	0	2-4	0	0	0	
TEAM	25	0	0	0	0	0	5-18	0	0	0		17	0	0	0	0	0	5-18	0	0	0	
Total	37	117	204	321	1256	-38	227-539	37	4	17		24	82	140	222	831	-1	133-310	25	3	13	
Opponents	37	120	196	316	995	+16	226-529	35	6	18		24	69	112	181	640	-11	140-343	12	3	9	

GOALTENDING STATISTICS

Name	----- Overall -----											----- NCHC -----										
	GP	Minutes	GA	EN	Avg	Saves	Pct	W	L	T	SO	GP	Minutes	GA	EN	Avg	Saves	Pct	W	L	T	
Ryan Massa	22	1226:09	56	0	2.74	501	.899	11	9	1	1	15	846:16	32	0	2.27	356	.918	9	4	1	
Kirk Thompson	15	720:02	37	0	3.08	265	.877	5	5	1	0	8	387:51	19	0	2.94	133	.875	3	2	1	
Reed Peters	6	265:01	17	0	3.85	109	.865	1	4	0	0	5	206:16	13	0	3.78	82	.863	1	3	0	
EMPTY NET	25	24:08	0	10	0.00	0	.000	0	0	0	0	17	14:57	0	5	0.00	0	.000	0	0	0	
Total	37	2235:20	120	10	3.22	875	.879	17	18	2	1	24	1455:20	69	5	2.84	571	.892	13	9	2	
Opponents	37	2235:20	117	3	3.14	1139	.907	18	17	2	1	24	1455:20	82	2	3.38	749	.901	9	13	2	



2012-13 STATISTICS AND RESULTS

SEASON RESULTS

Oct. 8	Lethbridge (exh.)	W, 4-1
Oct. 12	vs. Army ^	W, 5-1
Oct. 13	vs. #13 Notre Dame ^	L, 2-3
Oct. 19	#17 Northern Michigan	W, 5-2
Oct. 20	#17 Northern Michigan	L, 1-2
Oct. 26	Bemidji State	T, 3-3
Oct. 27	Bemidji State	L, 2-3
Nov. 2	at Michigan Tech	W, 2-1
Nov. 3	at Michigan Tech	W, 5-3
Nov. 10	#20 Minnesota Duluth	W, 3-2
Nov. 11	#20 Minnesota Duluth	W, 6-3
Nov. 23	Alabama-Huntsville	W, 3-2
Nov. 24	Alabama-Huntsville	W, 8-0
Nov. 30	at #3 Minnesota	W, 3-2
Dec. 1	at #3 Minnesota	L, 2-3
Dec. 7	at #17 St. Cloud State	W, 6-5
Dec. 8	at #17 St. Cloud State	L, 1-2
Dec. 14	#20 Minnesota State	L, 3-6
Dec. 15	#20 Minnesota State	W, 5-1
Dec. 29	at #9 Quinnipiac	L, 4-5
Dec. 30	at #9 Quinnipiac	L, 1-3
Jan. 4	Colorado College	W, 8-4
Jan. 5	Colorado College	W, 3-1
Jan. 11	at #9 Denver	L, 4-7
Jan. 12	at #9 Denver	T, 3-3
Jan. 25	at Bemidji State	W, 5-3
Jan. 26	at Bemidji State	W, 2-1
Feb. 1	Michigan Tech	W, 4-3
Feb. 2	Michigan Tech	OTL, 1-2
Feb. 8	#7 North Dakota	L, 1-2
Feb. 9	#7 North Dakota ~	L, 2-5
Feb. 15	at Alaska Anchorage	W, 3-0
Feb. 16	at Alaska Anchorage	OTW, 6-5
Feb. 23	USNTDP (Exh.)	L, 2-3
March 1	#16 Wisconsin	L, 3-4
March 2	#16 Wisconsin	L, 2-6
March 8	at Minnesota Duluth	L, 4-5
March 9	at Minnesota Duluth	L, 0-6
March 15	at #10 Minnesota State #	OTL, 3-4
March 16	at #10 Minnesota State #	W, 2-1
March 17	at #10 Minnesota State #	L, 1-3

^ Icebreaker Tournament, Kansas City, Mo.
 ~ at TD Ameritrade Park, Omaha
 # WCHA Playoff game

Overall Record: 19-18-2
Home: 9-8-1 • **Away:** 9-9-1 • **Neutral:** 1-1-0
WCHA Record: 14-12-2
WCHA Home: 6-7-1 • **WCHA Away:** 8-5-1
Non-Conference Home: 3-1-0
Non-Conference Away: 0-2-0
Non-Conference Neutral: 1-1-0

WCHA FINAL STANDINGS

School	WCHA						Overall					
	GP	W	L	T	Pts.	GF	GA	W	L	T	GF	GA
1. St. Cloud State	28	18	9	1	37	94	66	25	16	1	141	103
Minnesota	28	16	7	5	37	94	65	26	9	5	139	80
3. North Dakota	28	14	7	7	35	93	71	22	13	7	135	103
4. Wisconsin	28	13	8	7	33	69	64	22	13	7	112	89
Denver	28	14	9	5	33	92	81	20	14	5	131	108
Minnesota State	28	16	11	1	33	90	68	24	14	3	127	99
7. Omaha	28	14	12	2	30	92	97	19	18	2	127	117
8. Colorado College	28	11	13	4	26	88	98	18	19	5	133	141
9. Minnesota Duluth	28	10	13	5	25	75	83	14	19	5	99	109
10. Michigan Tech	28	8	16	4	20	75	92	13	20	4	107	116
11. Bemidji State	28	5	16	7	17	58	87	6	22	8	74	110
12. Alaska Anchorage	28	2	20	6	10	52	106	4	25	7	67	133

HIGHLIGHTS

- Ryan Walters was a second-team West All-American, the first Maverick to earn the honor in six years, and is the WCHA's scoring champion with 52 points, tying for the second-highest point total in school history.
- The Mavericks won seven straight games in November to fall just one win short of tying the school record.
- Omaha played the first outdoor game in school history on Feb. 9, 2013, losing to North Dakota, 5-2, at TD Ameritrade Park, home of the College World Series.
- The Mavericks' three-year tenure in the WCHA came to an end when they lost to Minnesota State two games to one in a best-of-three first-round playoff series.
- John Faulkner set a school record when he earned his 54th career win in a 2-1 playoff victory at Minnesota State on March 16.
- Josh Archibald was the WCHA's goal-scoring champion with 18 in league play.

STATISTICAL LEADERS

Points Ryan Walters, 52	Power-Play Goals Ryan Walters, 5	Shots Ryan Walters, 125
Goals Ryan Walters, 22	Short-Handed Goals Brent Gwidt, 2	Penalties Andrej Sustr, 21
Assists Ryan Walters, 30	Game-Winning Goals Dominic Zombo, 5	Penalty Minutes Tony Turgeon, 62



Ryan Walters was named a second-team West All-American after scoring 52 points.



2012-13 STATISTICS AND RESULTS

OFFENSIVE STATISTICS

Name	----- Overall -----											----- WCHA -----										
	GP	G	A	Pts	Sh	+/-	Penalty No.-Min	PP	Goals SH GW		GP	G	A	Pts	Sh	+/-	Penalty No.-Min	PP	Goals SH GW			
Ryan Walters	39	22	30	52	125	+26	10-20	5	0	2	28	16	24	40	94	+21	8-16	2	0	2		
Josh Archibald	39	19	17	36	96	+18	17-34	3	1	1	28	18	15	33	70	+13	11-22	3	1	1		
Dominic Zombo	39	12	23	35	76	+20	13-37	3	0	5	28	8	19	27	48	+15	9-29	2	0	4		
Matt White	37	16	18	34	115	+2	4-8	0	1	2	26	11	17	28	83	+1	3-6	0	1	1		
Andrej Sustr	39	9	16	25	95	+16	21-53	4	0	1	28	7	11	18	64	+8	15-41	4	0	1		
Bryce Aneloski	38	5	16	21	83	+8	5-10	1	1	1	27	3	9	12	64	+6	5-10	1	1	0		
Johnnie Searfoss	35	11	9	20	86	+2	7-14	1	0	1	24	8	6	14	67	+2	5-10	0	0	1		
Zahn Raubenheimer	35	9	7	16	75	-1	6-23	3	1	2	24	7	3	10	54	-3	3-17	2	1	2		
Michael Young	37	3	13	16	44	-3	4-8	2	0	1	26	1	8	9	34	-2	3-6	1	0	1		
Brock Montpetit	25	1	13	14	60	+2	13-26	0	0	0	16	0	5	5	33	-3	9-18	0	0	0		
Brent Gwidt	39	8	5	13	90	-1	4-19	1	2	1	28	5	4	9	55	-1	4-19	0	1	0		
Nick Seeler	34	2	7	9	39	+7	18-55	1	0	1	23	0	5	5	23	+3	12-43	0	0	0		
Jaycob Megna	38	2	5	7	43	+21	7-14	1	0	0	28	2	3	5	32	+16	6-12	1	0	0		
Tanner Lane	31	2	4	6	33	-6	4-8	0	0	1	25	2	3	5	26	-4	4-8	0	0	1		
Brian O'Rourke	29	1	5	6	17	+3	11-33	0	0	0	21	0	4	4	10	+2	6-23	0	0	0		
James Polk	33	3	1	4	37	-3	4-8	0	0	0	24	3	0	3	27	-3	4-8	0	0	0		
Charlie Adams	14	2	0	2	13	+3	0-0	0	0	0	10	1	0	1	7	+3	0-0	0	0	0		
Brian Cooper	32	0	2	2	38	-7	17-45	0	0	0	23	0	2	2	23	-1	9-29	0	0	0		
Alex Simonson	18	0	2	2	12	0	8-27	0	0	0	16	0	2	2	12	0	8-27	0	0	0		
Tony Turgeon	21	0	2	2	14	+2	20-62	0	0	0	15	0	2	2	8	+3	18-58	0	0	0		
Joe Krause	7	0	1	1	4	0	1-2	0	0	0	5	0	1	1	3	0	0-0	0	0	0		
Aaron Pearce	23	0	1	1	18	-5	7-14	0	0	0	18	0	0	0	12	-4	5-10	0	0	0		
Andrew Schmit	20	0	1	1	18	-1	3-6	0	0	0	13	0	1	1	9	-1	2-4	0	0	0		
TEAM	21	0	0	0	0	0	11-22	0	0	0	15	0	0	0	0	0	9-18	0	0	0		
Total	39	127	198	325	1231	+103	215-548	25	6	19	28	92	144	236	858	+71	158-434	16	5	14		
Opponents	39	117	203	320	1050	-116	191-486	37	4	18	28	91	157	248	761	-83	137-340	30	4	12		

GOALTENDING STATISTICS

Name	----- Overall -----											----- WCHA -----										
	GP	Minutes	GA	EN	Avg	Saves	Pct	W	L	T	SO	GP	Minutes	GA	EN	Avg	Saves	Pct	W	L	T	
Dayn Belfour	4	193:19	7	0	2.17	72	.911	1	1	0	1	4	193:19	7	0	2.17	72	.911	1	1	0	
Anthony Stolarz	8	421:24	18	0	2.56	158	.898	2	5	0	1	4	183:53	8	0	2.61	69	.896	1	2	0	
John Faulkner	30	1595:39	79	0	2.97	649	.891	16	10	2	0	23	1172:06	63	0	3.22	475	.883	12	7	2	
Ryan Massa	3	132:55	12	0	5.42	54	.818	0	2	0	0	3	132:55	12	0	5.42	54	.818	0	2	0	
EMPTY NET	21	21:11	0	1	0.00	0	.000	0	0	0	0	15	15:11	0	1	0.00	0	.000	0	0	0	
Total	39	2364:28	117	1	2.97	933	.889	19	18	2	2	28	1697:24	91	1	3.22	670	.880	14	12	2	
Opponents	39	2364:28	127	3	3.22	1104	.897	18	19	2	1	28	1697:24	92	3	3.25	766	.893	12	14	2	



2011-12 STATISTICS AND RESULTS

SEASON RESULTS

Oct. 1	British Columbia (exh.)	W, 4-1
Oct. 7	Mercyhurst ^	W, 5-1
Oct. 8	Colgate ^	L, 3-4
Oct. 14	vs. Alaska Anchorage ~	L, 0-3
Oct. 15	at Alaska ~	L, 1-4
Oct. 21	Alaska Anchorage	W, 4-1
Oct. 22	Alaska Anchorage	W, 3-1
Oct. 28	at Wisconsin	W, 5-4
Oct. 29	at Wisconsin	L, 3-6
Nov. 4	#2 Colorado College	W, 7-5
Nov. 5	#2 Colorado College	L, 2-5
Nov. 11	at Bemidji State	T, 3-3
Nov. 12	at Bemidji State	W, 5-1
Nov. 18	at #11 Denver	L, 3-7
Nov. 19	at #11 Denver	T, 3-3
Nov. 26	St. Cloud State	W, 4-3
Nov. 27	St. Cloud State	T, 2-2
Dec. 2	vs. Alabama-Huntsville +	L, 1-3
Dec. 3	vs. Alabama-Huntsville +	W, 6-2
Dec. 9	at North Dakota	OTW, 2-1
Dec. 10	at North Dakota	L, 0-1
Dec. 30	Quinnipiac	T, 2-2
Dec. 31	Quinnipiac	W, 4-1
Jan. 13	#1 Minnesota Duluth	L, 2-6
Jan. 14	#1 Minnesota Duluth	W, 3-1
Jan. 20	at Minnesota State	OTW, 2-1
Jan. 21	at Minnesota State	OTL, 4-5
Feb. 3	Bemidji State	T, 1-1
Feb. 4	Bemidji State	L, 4-6
Feb. 10	at Michigan Tech	T, 3-3
Feb. 11	at Michigan Tech	W, 4-0
Feb. 17	at #14 Colorado College	L, 3-4
Feb. 18	at #14 Colorado College	W, 5-3
Feb. 24	#5 Minnesota	OTL, 2-3
Feb. 25	#5 Minnesota	L, 2-3
March 2	#9 Denver	L, 0-3
March 3	#9 Denver	OTL, 2-3
March 9	at St. Cloud State #	L, 0-4
March 10	at St. Cloud State #	L, 1-3

^ Maverick Stampede
 ~ Brice Alaska Goal Rush - Fairbanks, Alaska
 + at Nashville, Tenn.
 # WCHA Playoff game

Overall Record: 14-18-6
Home: 7-8-3 • **Away:** 6-8-3 • **Neutral:** 1-2-0
WCHA Record: 11-12-5
WCHA Home: 5-7-2 • **WCHA Away:** 6-5-3
Non-Conference Home: 2-1-1
Non-Conference Away: 0-1-0
Non-Conference Neutral: 1-2-0

WCHA FINAL STANDINGS


School	WCHA							Overall				
	GP	W	L	T	Pts.	GF	GA	W	L	T	GF	GA
1. Minnesota	28	20	8	0	40	88	57	28	14	1	155	99
2. Minnesota Duluth	28	16	7	5	37	103	73	25	10	6	147	106
3. Denver	28	16	8	4	36	96	79	25	14	4	139	111
4. North Dakota	28	16	11	1	33	82	73	26	13	3	135	108
5. Colorado College	28	15	12	1	31	95	86	18	16	2	114	104
6. St. Cloud State	28	12	12	4	28	86	74	17	17	5	120	104
7. Omaha	28	11	12	5	27	83	85	14	18	6	106	112
8. Michigan Tech	28	11	13	4	26	85	87	16	19	4	111	116
9. Bemidji State	28	11	14	3	25	72	89	17	18	3	101	109
10. Wisconsin	28	11	15	2	24	76	83	17	18	2	105	102
11. Minnesota State	28	8	18	2	18	73	102	12	24	2	101	129
12. Alaska Anchorage	28	5	22	1	11	60	111	9	25	2	85	134

HIGHLIGHTS

- The Mavericks earned a 3-1 win over then No. 1 Minnesota Duluth on Jan. 14, ending the defending champs' 17-game unbeaten streak.
- The team set a school record when 16,138 attended the game against Minnesota Duluth on Jan. 13, the first sellout of the CenturyLink Center in the history of UNO hockey and the WCHA's largest regular-season crowd of the year.
- The Mavericks finished with a winning road record in WCHA play for the second straight year, going 6-5-3.
- Matt White led the Mavericks in scoring with 17 goals and 23 assists for 40 points – the first Maverick to score 40 or more points since the 2006-07 season.
- Jayson Megna earned 31 points become the first UNO rookie to score 30 or more points since the 2004-05 season. He was named to the WCHA All-Rookie Team.
- The Mavericks tied a team record by scoring 10 shorthanded goals and led the WCHA in that category.

STATISTICAL LEADERS

Points Matt White, 40	Power-Play Goals Terry Broadhurst, 7	Shots Matt White, 162
Goals Matt White, 17	Short-Handed Goals Matt White, 4	Penalties Brock Montpetit & Tony Turgeon, 22
Assists Matt White, 23	Game-Winning Goals Ryan Walters, 4	Penalty Minutes Tony Turgeon, 63



Jayson Megna was third in team scoring with 31 points in 2011-12, his only season at UNO.



2011-12 STATISTICS AND RESULTS

OFFENSIVE STATISTICS

Name	----- Overall -----										----- WCHA -----													
	GP	G	A	Pts	Sh	+/-	Penalty			Goals			GP	G	A	Pts	Sh	+/-	Penalty			Goals		
							No.-Min	PP	SH	PP	SH	GW							No.-Min	PP	SH	PP	SH	GW
Matt White	38	17	23	40	162	-1	7-14	2	4	1	28	14	18	32	128	+3	5-10	1	3	1				
Terry Broadhurst	38	16	20	36	144	+2	3-6	7	1	3	28	13	18	31	111	+3	1-2	5	1	3				
Jayson Megna	38	13	18	31	105	+13	8-27	3	2	0	28	12	12	24	71	+14	8-27	2	2	0				
Ryan Walters	38	10	15	25	110	+1	17-56	1	2	4	28	7	12	19	82	+1	12-35	1	2	3				
Bryce Aneloski	38	6	14	20	96	-5	6-12	2	0	1	28	6	9	15	71	-3	6-12	2	0	1				
Brock Montpetit	35	6	11	17	88	-3	22-55	3	0	0	25	4	8	12	60	-1	17-45	2	0	0				
Andrej Sustr	33	4	13	17	71	-2	13-26	0	0	1	24	4	13	17	54	0	10-20	0	0	1				
Michael Young	37	4	12	16	63	+2	10-20	1	1	1	28	2	11	13	49	+3	9-18	1	1	0				
Josh Archibald	36	10	5	15	62	+3	11-33	1	0	0	28	8	5	13	46	+6	9-29	1	0	0				
Brent Gwidt	38	6	9	15	63	-4	2-4	1	0	1	28	3	7	10	42	-2	2-4	1	0	0				
Johnnie Searfoss	31	3	9	12	74	-5	6-12	1	0	0	23	1	6	7	56	-5	5-10	1	0	0				
Alex Hudson	16	4	6	10	47	+2	9-21	3	0	1	14	3	5	8	40	+1	9-21	2	0	1				
Jaycob Megna	35	2	3	5	20	-1	4-8	0	0	0	25	2	1	3	15	-2	3-6	0	0	0				
Dominic Zombo	32	2	1	3	30	-16	4-8	0	0	0	22	1	1	2	16	-11	3-6	0	0	0				
Zahn Raubenheimer	29	1	2	3	51	-5	5-21	0	0	0	19	1	0	1	32	-5	5-21	0	0	0				
Matt Smith	22	1	2	3	6	+5	9-18	0	0	0	19	1	2	3	5	+4	8-16	0	0	0				
Kyle Ensign	29	0	3	3	15	+5	7-14	0	0	0	19	0	3	3	10	+6	6-12	0	0	0				
Andrew Schmit	18	1	1	2	15	-4	12-24	0	0	1	13	1	1	2	12	-2	9-18	0	0	1				
Tony Turgeon	26	0	2	2	20	-7	22-63	0	0	0	19	0	2	2	11	-5	15-38	0	0	0				
James Polk	28	0	1	1	22	-9	2-4	0	0	0	20	0	1	1	14	-7	2-4	0	0	0				
Joe Krause	10	0	0	0	3	-3	6-12	0	0	0	9	0	0	0	2	-3	5-10	0	0	0				
Zach Mausolf	1	0	0	0	0	0	0-0	0	0	0	-													
Brian O'Rourke	21	0	0	0	13	-4	4-8	0	0	0	15	0	0	0	11	-2	2-4	0	0	0				
Alex Simonson	17	0	0	0	11	-4	9-48	0	0	0	14	0	0	0	11	-5	6-31	0	0	0				
TEAM	21	0	0	0	0	0	1-2	0	0	0	15	0	0	0	0	0	1-2	0	0	0				
Total	38	106	170	276	1291	-40	199-516	25	10	14	28	83	135	218	949	-12	158-401	19	9	11				
Opponents	38	112	187	299	1077	+17	197-427	26	3	18	28	85	142	227	815	-5	148-307	21	1	12				

GOALTENDING STATISTICS

Name	----- Overall -----										----- WCHA -----										
	GP	Minutes	GA	EN	Avg	Saves	Pct	W	L	T	SO	GP	Minutes	GA	EN	Avg	Saves	Pct	W	L	T
Dayn Belfour	6	258:33	11	0	2.55	101	.902	2	1	2	0	5	200:03	9	0	2.70	87	.906	2	0	2
Ryan Massa	21	1086:13	47	0	2.60	497	.914	7	8	2	1	16	822:58	36	0	2.62	385	.914	5	6	2
John Faulkner	18	961:35	47	0	2.93	367	.886	5	9	2	0	13	682:31	35	0	3.08	258	.881	4	6	1
EMPTY NET	21	14:03	0	7	0.00	0	.000	0	0	0	0	15	9:52	0	5	0.00	0	.000	0	0	0
Total	38	2320:24	112	7	2.90	965	.896	14	18	6	1	28	1715:24	85	5	2.97	730	.896	11	12	5
Opponents	38	2320:24	106	6	2.74	1185	.918	18	14	6	4	28	1715:24	83	5	2.90	866	.913	12	11	5



2010-11 STATISTICS AND RESULTS

SEASON RESULTS

Oct. 2	British Columbia (exh.)	W, 6-1
Oct. 8	Clarkson *	W, 8-0
Oct. 9	#18 RIT *	W, 5-3
Oct. 15	at #13 Minnesota	W, 5-4
Oct. 16	at #13 Minnesota	W, 4-2
Oct. 22	at #3 Michigan	W, 4-2
Oct. 23	at #3 Michigan	L, 1-6
Nov. 5	Minnesota State	W, 5-1
Nov. 6	Minnesota State	W, 5-2
Nov. 12	at St. Cloud State	W, 3-0
Nov. 13	at St. Cloud State	T, 4-4
Nov. 19	#7 North Dakota	L, 5-6
Nov. 20	#7 North Dakota	W, 1-0
Dec. 3	at Bemidji State	L, 0-3
Dec. 4	at Bemidji State	L, 1-3
Dec. 9	Michigan Tech	W, 5-2
Dec. 10	Michigan Tech	W, 3-1
Dec. 18	at #20 Colorado College	L, 2-5
Dec. 19	at #20 Colorado College	W, 3-0
Dec. 30	at Quinnipiac	L, 3-4
Dec. 31	at Quinnipiac	L, 2-3
Jan. 14	Bemidji State	T, 2-2
Jan. 15	Bemidji State	OTL, 2-3
Jan. 21	at #2 North Dakota	W, 8-4
Jan. 22	at #2 North Dakota	L, 2-4
Jan. 28	Alabama-Huntsville	W, 4-0
Jan. 29	Alabama-Huntsville	OTL, 1-2
Feb. 4	St. Cloud State	W, 3-0
Feb. 5	St. Cloud State	W, 4-3
Feb. 11	#7 Wisconsin	W, 4-1
Feb. 12	#7 Wisconsin	W, 4-3
Feb. 18	at Alaska Anchorage	L, 2-3
Feb. 19	at Alaska Anchorage	W, 4-1
Feb. 25	#6 Denver	W, 5-2
Feb. 26	#6 Denver	L, 2-4
March 4	at #11 Minnesota Duluth	L, 1-4
March 5	at #11 Minnesota Duluth	W, 5-2
March 11	Bemidji State +	L, 2-4
March 12	Bemidji State +	L, 2-3
March 25	#6 Michigan ^	OTL, 2-3

* Maverick Stampede
 + WCHA Playoff game
 ^ NCAA West Regional - St. Louis, Mo.

Overall Record: 21-16-2
Home: 13-6-1 • **Away:** 8-9-1 • **Neutral:** 0-1-0
WCHA Record: 17-9-2
WCHA Home: 10-3-1 • **WCHA Away:** 7-6-1
Non-Conference Home: 3-1-0
Non-Conference Away: 1-3-0
Non-Conference Neutral: 0-1-0

WCHA FINAL STANDINGS

School	WCHA						Overall					
	GP	W	L	T	Pts.	GF	GA	W	L	T	GF	GA
1. North Dakota	28	21	6	1	43	112	62	32	9	3	178	94
2. Denver	28	17	8	3	37	93	75	25	12	4	136	113
3. Nebraska Omaha	28	17	9	2	36	94	69	21	16	2	128	99
4. Minnesota Duluth	28	15	8	5	35	91	73	26	10	6	143	108
5. Minnesota	28	13	10	5	31	91	78	16	14	6	113	102
6. Colorado College	28	13	13	2	28	83	84	23	19	3	143	131
7. Wisconsin	28	12	13	3	27	75	72	21	16	4	129	98
8. Alaska Anchorage	28	12	14	2	26	62	78	16	18	3	89	106
St. Cloud State	28	11	13	4	26	84	80	15	18	5	112	113
10. Bemidji State	28	8	15	5	21	62	78	15	18	5	89	102
11. Minnesota State	28	8	16	4	20	67	90	14	18	6	105	116
12. Michigan Tech	28	2	24	2	6	49	124	4	30	4	75	169

HIGHLIGHTS

- The Mavericks posted their fifth 20-win season in school history and second in a row with a mark of 21-16-2.
- The Mavericks qualified for the NCAA Playoffs for just the second time in school history, losing to Michigan, 3-2, in overtime in the West Regional semifinal.
- UNO earned its highest ever conference finish, concluding its first WCHA season in third with a record of 17-9-2. The Mavericks lost their first-round playoff series with Bemidji State, 0-2.
- Center Joey Martin led UNO in scoring with 35 points and ties with Eric Olimb for the team lead with 24 assists.
- Goaltender John Faulkner set school records by starting all 39 games and earning six shutouts, tying for the NCAA lead.
- For the second straight year, the Mavericks set a school record when a crowd of 15,137 turns out to see them beat Wisconsin for the first time ever, 4-1. UNO finished fourth in the nation in attendance, drawing an average of 7,994 fans.
- UNO spent four weeks ranked fourth in the country, its highest-ever ranking in the national polls.

STATISTICAL LEADERS

Points Joey Martin, 35	Power-Play Goals Matt Ambroz, 6	Shots Matt White, 138
Goals Matt Ambroz, 17	Short-Handed Goals Rich Purslow and Michael Young, 2	Penalties Ryan Walters, 21
Assists Joey Martin & Eric Olimb, 24	Game-Winning Goals Alex Hudson, 4	Penalty Minutes Matt Ambroz, 56



Joey Martin led UNO in scoring in 2010-11 with 35 points and tied for the team lead with 24 assists.



2010-11 STATISTICS AND RESULTS

OFFENSIVE STATISTICS

Name	----- Overall -----											----- WCHA -----										
	GP	G	A	Pts	Sh	+/-	Penalty No.-Min	PP	SH	GW		GP	G	A	Pts	Sh	+/-	Penalty No.-Min	PP	SH	GW	
Joey Martin	39	11	24	35	114	+19	7-14	4	0	1		28	9	16	25	88	+16	4-8	3	0	0	
Matt Ambroz	39	17	17	34	99	+19	20-56	6	0	3		28	13	12	25	65	+17	17-50	4	0	3	
Rich Purslow	39	13	20	33	137	+15	8-27	2	2	2		28	9	13	22	97	+10	6-12	2	1	2	
Alex Hudson	39	13	18	31	110	+14	18-36	4	0	4		28	9	12	21	73	+10	12-24	2	0	3	
Terry Broadhurst	30	11	19	30	84	+10	7-14	1	1	0		21	7	15	22	52	+8	6-12	1	1	0	
Eric Olimb	39	3	24	27	80	+11	20-40	1	0	1		28	3	21	24	50	+12	12-24	1	0	1	
Matt White	39	14	11	25	138	+1	5-10	3	1	2		28	9	5	14	93	+1	5-10	1	1	2	
Ryan Walters	38	11	12	23	95	+13	21-42	2	0	2		28	7	8	15	60	+9	17-34	1	0	2	
Brock Montpetit	39	11	10	21	108	+9	18-36	2	0	2		28	9	7	16	69	+10	16-32	1	0	1	
Bryce Aneloski	39	2	17	19	63	+15	7-14	1	0	0		28	1	13	14	36	+13	4-8	0	0	0	
Zahn Raubenheimer	37	4	10	14	61	+11	6-12	0	0	1		27	3	8	11	37	+13	5-10	0	0	0	
Michael Young	37	3	11	14	44	+7	9-40	0	2	0		27	3	7	10	32	+11	5-21	0	2	0	
Johnnie Searfoss	37	9	4	13	71	-7	11-22	2	0	1		26	8	4	12	42	-1	10-20	2	0	1	
Andrej Sustr	39	2	7	9	51	+10	19-38	0	0	1		28	2	6	8	32	+10	13-26	0	0	1	
Brent Gwidt	37	3	3	6	44	-4	2-4	0	0	0		27	1	2	3	28	-2	1-2	0	0	0	
John Faulkner	39	0	4	4	0	0	0-0	0	0	0		28	0	3	3	0	0	0-0	0	0	0	
Pasko Skarica	29	0	3	3	14	+11	10-23	0	0	0		22	0	2	2	11	+8	6-12	0	0	0	
Kyle Ensign	22	0	2	2	13	+2	5-10	0	0	0		15	0	1	1	6	0	5-10	0	0	0	
Tony Turgeon	15	0	2	2	6	+3	11-44	0	0	0		10	0	1	1	2	+3	8-38	0	0	0	
Jordan Willert	22	1	0	1	37	-8	3-6	0	0	1		15	1	0	1	24	-5	1-2	0	0	1	
Brandon Richardson	8	0	1	1	12	-2	4-30	0	0	0		4	0	0	0	4	-1	0-0	0	0	0	
Matt Smith	10	0	1	1	6	-2	1-2	0	0	0		9	0	1	1	6	0	1-2	0	0	0	
Nick Von Bokern	14	0	0	0	7	+3	7-14	0	0	0		9	0	0	0	3	+4	4-8	0	0	0	
Alex Simonson	16	0	0	0	11	-3	5-21	0	0	0		12	0	0	0	7	-3	5-21	0	0	0	
TEAM	20	0	0	0	0	0	7-14	0	0	0		13	0	0	0	0	0	4-8	0	0	0	
Total	39	128	220	348	1405	+147	231-569	28	6	21		28	94	157	251	917	+143	167-394	18	5	17	
Opponents	39	99	162	261	1093	-157	211-458	30	1	16		28	69	116	185	795	-152	135-295	23	1	9	

GOALTENDING STATISTICS

Name	----- Overall -----											----- WCHA -----										
	GP	Minutes	GA	EN	Avg	Saves	Pct	W	L	T	SO	GP	Minutes	GA	EN	Avg	Saves	Pct	W	L	T	
Mike Taffe	2	68:48	1	0	0.87	29	.967	1	1	0	0	1	40:00	0	0	0.00	17	1.000	1	0	0	
John Faulkner	39	2199:41	94	0	2.56	931	.908	20	15	2	6	28	1607:52	68	0	2.54	689	.910	16	9	2	
Fredrik Bergman	2	73:26	4	0	3.27	34	.895	0	0	0	0	1	37:06	1	0	1.62	20	.952	0	0	0	
EMPTY NET	20	12:01	0	0	0.00	0	.000	0	0	0	0	13	5:54	0	0	0.00	0	.000	0	0	0	
Total	39	2353:56	99	0	2.52	994	.909	21	16	2	6	28	1690:52	69	0	2.45	726	.913	17	9	2	
Opponents	39	2353:56	128	6	3.26	1277	.909	16	21	2	1	28	1690:52	94	5	3.34	823	.897	9	17	2	



2009-10 STATISTICS AND RESULTS

SEASON RESULTS

Oct. 5	Lethbridge (exh.)	W, 2-1
Oct. 9	Army*	W, 6-4
Oct. 10	UMass Lowell*	W, 4-3
Oct. 16	at Colgate	T, 1-1
Oct. 17	at Colgate	W, 4-1
Oct. 30	Bowling Green	T, 3-3 (0-1 SOL)
Oct. 31	Bowling Green	W, 3-1
Nov. 5	at #17 Michigan State	L, 0-3
Nov. 6	at #17 Michigan State	T, 3-3 (1-0 SOW)
Nov. 13	Lake Superior State	W, 4-0
Nov. 14	Lake Superior State	L, 1-3
Nov. 20	at Northern Michigan	L, 1-5
Nov. 21	at Northern Michigan	L, 3-6
Nov. 27	Western Michigan	W, 4-3
Nov. 28	Western Michigan	W, 4-2
Dec. 4	at #17 Ferris State	L, 0-2
Dec. 5	at #17 Ferris State	L, 1-3
Dec. 11	at #16 Alaska	L, 3-4
Dec. 12	at #16 Alaska	W, 5-3
Dec. 18	at Minnesota State	T, 1-1
Dec. 19	Minnesota State	OTW, 2-1
Jan. 1	at #2 Denver ^	L, 0-7
Jan. 2	vs. St. Lawrence ^	T, 2-2
Jan. 8	#20 Alaska	L, 1-3
Jan. 9	#20 Alaska	W, 2-1
Jan. 15	at Lake Superior State	L, 1-2
Jan. 16	at Lake Superior State	OTL, 4-5
Jan. 22	Northern Michigan	W, 7-2
Jan. 23	Northern Michigan	W, 5-3
Jan. 29	at Notre Dame	W, 5-3
Jan. 30	at Notre Dame	L, 2-3
Feb. 5	Ohio State	T, 5-5 (3-2 SOW)
Feb. 6	Ohio State	W, 4-3
Feb. 12	#19 Michigan	W, 4-3
Feb. 13	#19 Michigan	W, 4-1
Feb. 19	at #1 Miami	L, 2-6
Feb. 20	at #1 Miami	W, 4-2
Feb. 26	#6 Bemidji State	L, 1-3
Feb. 27	#6 Bemidji State	W, 3-2
March 5	Bowling Green	W, 6-1
March 6	Bowling Green	W, 6-1
March 12	at #13 Ferris State #	L, 1-3
March 13	at #13 Ferris State #	OTL, 2-3

* Icebreaker - at Omaha, Neb.

^ Denver Cup - Denver, Colo.

CCHA Playoff game

Overall Record: 20-16-6

Home: 16-3-2 • **Away:** 4-13-3 • **Neutral:** 0-0-1

CCHA Record: 13-12-3

CCHA Home: 10-2-2 • **CCHA Away:** 3-10-1

Non-Conference Home: 4-1-0

Non-Conference Away: 1-1-2

Non-Conference Neutral: 0-0-1

CCHA FINAL STANDINGS


School	CCHA							Overall					
	GP	W	L	T	SW	Pts.	GF	GA	W	L	T	GF	GA
1. Miami	28	21	2	5	2	70	100	39	25	5	7	131	64
2. Michigan State	28	14	8	6	2	50	73	64	19	12	6	112	92
3. Ferris State	28	13	9	6	4	49	79	66	20	11	6	110	83
4. Northern Michigan	28	13	9	6	3	48	86	72	18	11	8	110	93
5. Alaska	28	11	9	8	4	45	73	70	18	10	9	106	85
6. Nebraska Omaha	28	13	12	3	2	44	85	83	20	16	6	122	113
7. Michigan	28	14	13	1	0	43	83	69	22	17	1	129	92
8. Ohio State	28	10	12	6	4	40	81	93	14	17	6	104	116
9. Notre Dame	28	9	12	7	2	36	65	76	13	17	8	90	102
10. Lake Superior	28	10	15	3	2	35	66	90	15	18	5	93	118
11. Bowling Green	28	4	18	6	5	23	58	102	5	25	6	71	138
12. Western Michigan	28	4	17	7	2	21	62	87	8	20	8	76	104

HIGHLIGHTS

- The Mavericks posted their fourth 20-win season in school history with a mark of 20-16-6 under first-year head coach Dean Blais.
- UNO finished in sixth place in its final season in the CCHA with a record of 13-12-3-2 and won a first-round playoff series with Bowling Green before losing in the second round at Ferris State.
- Defenseman Eddie DelGrosso led UNO in scoring for the second straight year with 30 points, including a team-leading 23 assists. In the process, he became the all-time leading scorer among UNO d'men with 109 points.
- The Mavericks set a school record when a crowd of 13,417 was on hand to see them tie Ohio State 5-5 before prevailing in a shootout, 3-2.
- UNO swept a two-game home series with Michigan on Feb. 12-13 for the first time in school history.
- UNO was fourth in the nation and leads the CCHA in attendance, drawing an average of 6,866 fans to Qwest Center Omaha.

STATISTICAL LEADERS

Points Eddie DelGrosso, 30	Power-Play Goals Terry Broadhurst, 7	Shots Rich Purslow, 126
Goals Jeric Agosta, 15	Short-Handed Goals Nick Fanto, 1	Penalties Matt Ambroz, 27
Assists Eddie DelGrosso, 23	Game-Winning Goals Terry Broadhurst, 4	Penalty Minutes Matt Ambroz, 65



Jeric Agosta captained the Mavericks as a senior and had a career year with a team-best 15 goals and 25 points.



2009-10 STATISTICS AND RESULTS

OFFENSIVE STATISTICS

Name	----- Overall -----											----- CCHA -----										
	GP	G	A	Pts	Sh	+/-	Penalty No.-Min	PP	SH	GW	GP	G	A	Pts	Sh	+/-	Penalty No.-Min	PP	SH	GW		
Eddie DelGrosso	42	7	23	30	113	+14	13-34	4	0	2	28	4	16	20	74	+9	10-28	2	0	1		
John Kemp	37	8	20	28	43	+2	5-10	5	0	0	23	4	13	17	27	-2	4-8	3	0	0		
Rich Purslow	41	14	13	27	126	+3	6-12	3	0	1	27	9	8	17	81	-3	4-8	3	0	0		
Joey Martin	42	10	16	26	96	0	19-52	3	0	0	28	7	11	18	62	0	13-37	2	0	0		
Nick Fanto	42	9	17	26	121	-3	16-32	2	1	2	28	6	9	15	91	-2	7-14	1	1	2		
Jeric Agosta	42	15	10	25	113	+4	14-39	1	0	2	28	11	6	17	83	+1	9-29	1	0	2		
Alex Hudson	38	14	11	25	92	+8	18-58	5	0	3	25	12	10	22	68	+10	14-50	5	0	3		
Terry Broadhurst	42	13	11	24	85	-2	5-10	7	0	4	28	9	9	18	60	-1	5-10	6	0	2		
Matt Ambroz	40	10	14	24	88	+6	27-65	6	0	0	27	7	11	18	52	+1	19-49	3	0	0		
Eric Olimb	40	2	18	20	87	+5	24-48	1	0	1	27	2	12	14	62	0	20-40	1	0	1		
Brandon Richardson	30	4	13	17	48	+1	19-60	0	0	1	23	4	13	17	36	+2	16-43	0	0	1		
Dan Swanson	41	7	8	15	61	-6	5-10	0	0	1	27	5	4	9	41	-3	3-6	0	0	0		
Mark Bernier	42	4	4	8	60	+2	7-14	2	0	0	28	1	4	5	39	0	4-8	0	0	0		
Ryan Kretzer	27	0	7	7	47	-3	4-8	0	0	0	20	0	5	5	36	-4	2-4	0	0	0		
Jordan Willert	20	2	4	6	20	+5	4-8	0	0	2	11	1	2	3	8	-1	4-8	0	0	1		
Brent Gwidt	30	2	3	5	47	+1	10-28	0	0	0	19	2	2	4	27	+1	5-18	0	0	0		
Kyle Ensign	36	0	5	5	25	+1	15-30	0	0	0	24	0	3	3	13	0	10-20	0	0	0		
Nick Von Bokern	28	1	3	4	28	+1	13-26	0	0	0	16	0	2	2	13	+2	9-18	0	0	0		
JJ Koehler	21	2	1	3	31	-2	3-6	0	0	0	15	1	1	2	22	-2	2-4	0	0	0		
John Faulkner	29	0	3	3	0	0	0-0	0	0	0	19	0	3	3	0	0	0-0	0	0	0		
Jeremie Dupont	19	0	2	2	0	0	0-0	0	0	0	12	0	2	2	0	0	0-0	0	0	0		
Matt Smith	26	0	2	2	16	-8	12-24	0	0	0	18	0	1	1	13	-5	8-16	0	0	0		
Mike Phillippi	11	0	1	1	2	+2	4-8	0	0	0	10	0	0	0	2	+2	3-6	0	0	0		
Andrew McCabe	5	0	0	0	3	-3	0-0	0	0	0	2	0	0	0	0	-2	0-0	0	0	0		
Pasko Skarica	28	0	0	0	16	-16	16-32	0	0	0	18	0	0	0	10	-12	12-24	0	0	0		
Jake Skjodt	5	0	0	0	4	-2	0-0	0	0	0	4	0	0	0	4	-2	0-0	0	0	0		
TEAM	23	0	0	0	0	0	2-4	0	0	0	-											
Total	42	124	209	333	1372	+10	261-618	39	1	19	28	85	147	232	924	-11	183-448	27	1	13		
Opponents	42	116	188	304	1140	-21	258-568	33	6	16	28	83	138	221	784	+3	179-396	23	4	12		

GOALTENDING STATISTICS

Name	----- Overall -----											----- CCHA -----										
	GP	Minutes	GA	EN	Avg	Saves	Pct	W	L	T	SO	GP	Minutes	GA	EN	Avg	Saves	Pct	W	L	T	
John Faulkner	29	1567:23	68	0	2.60	648	.905	13	10	4	0	19	1024:06	51	0	2.99	434	.895	8	8	1	
Jeremie Dupont	19	967:35	44	0	2.73	376	.895	7	6	2	1	12	657:14	29	0	2.65	267	.902	5	4	2	
EMPTY NET	23	19:51	0	4	0.00	0	.000	0	0	0	0	17	17:23	0	3	0.00	0	.000	0	0	0	
Total	42	2554:49	116	4	2.72	1024	.898	20	16	6	1	28	1698:43	83	3	2.93	701	.894	13	12	3	
Opponents	42	2554:43	124	3	2.91	1248	.910	16	20	6	3	28	1698:43	85	2	3.00	839	.908	12	13	3	



2008-09 STATISTICS AND RESULTS

SEASON RESULTS

Oct. 13	Manitoba (exh.)	W, 5-0
Oct. 17	American International *	W, 4-1
Oct. 18	Union *	OTW, 2-1
Oct. 24	Mercyhurst	W, 3-1
Oct. 25	Mercyhurst	W, 5-2
Oct. 31	at Bowling Green	L, 2-3
Nov. 1	at Bowling Green	W, 5-3
Nov. 7	at Western Michigan	T, 2-2 (2-0 SOW)
Nov. 8	at Western Michigan	W, 5-2
Nov. 14	Ferris State	L, 2-3
Nov. 15	Ferris State	W, 4-2
Nov. 21	Michigan State	W, 7-1
Nov. 22	Michigan State	W, 3-1
Nov. 28	at Ohio State	L, 3-4
Nov. 29	at Ohio State	L, 2-3
Dec. 5	#20 Alaska	T, 0-0 (2-1 SOW)
Dec. 6	#20 Alaska	T, 1-1 (1-2 SOL)
Dec. 12	at Lake Superior State	W, 3-2
Dec. 13	at Lake Superior State	W, 2-1
Dec. 29	at Yale	W, 8-3
Dec. 30	at #8 Princeton	L, 1-5
Jan. 3	at #17 Minnesota State	L, 3-4
Jan. 9	Northern Michigan	W, 4-3
Jan. 10	Northern Michigan	L, 2-3
Jan. 16	at Alaska	L, 0-2
Jan. 17	at Alaska	T, 1-1 (0-1 SOL)
Jan. 23	#10 Miami	T, 2-2 (3-2 SOW)
Jan. 24	#10 Miami	L, 1-6
Jan. 30	at Ferris State	L, 1-7
Jan. 31	at Ferris State	T, 1-1 (1-2 SOL)
Feb. 6	Western Michigan	T, 1-1 (1-2 SOL)
Feb. 7	Western Michigan	L, 0-5
Feb. 13	at #4 Michigan	L, 3-8
Feb. 14	at #4 Michigan	L, 2-4
Feb. 20	#2 Notre Dame ~	OTL, 3-4
Feb. 21	#2 Notre Dame ~	L, 0-1
Feb. 24	Minnesota State	T, 2-2
March 6	Ferris State #	W, 3-0
March 7	Ferris State #	W, 5-2
March 13	at #2 Notre Dame #	L, 0-5
March 14	at #2 Notre Dame #	L, 0-1

* Maverick Stampede
 ~ at Omaha Civic Auditorium
 # CCHA Playoff game

Overall Record: 15-17-8
Home: 10-6-5 • Away: 5-11-3 • Neutral: 0-0-0
CCHA Record: 8-13-7
CCHA Home: 4-6-4 • CCHA Away: 4-7-3
Non-Conference Home: 4-0-1
Non-Conference Away: 1-2-0
Non-Conference Neutral: 0-0-0

CCHA FINAL STANDINGS

School	CCHA							Overall					
	GP	W	L	T	SW	Pts.	GF	GA	W	L	T	GF	GA
1. Notre Dame	28	21	4	3	3	48	95	52	31	6	3	135	69
2. Michigan	28	20	8	0	0	40	98	51	29	12	0	145	84
2. Miami	28	17	7	4	2	40	89	57	23	13	5	128	89
4. Alaska	28	13	10	5	3	34	54	51	17	16	6	74	68
5. Ohio State	28	13	11	4	3	33	87	85	23	15	4	143	119
6. Northern Michigan	28	11	12	5	3	30	72	73	19	17	5	111	103
7. Western Michigan	28	9	13	6	2	26	75	86	14	20	7	111	130
8. Nebraska Omaha	28	8	13	7	3	26	62	76	15	17	8	98	103
8. Ferris State	28	9	14	5	2	25	58	68	12	19	7	90	105
10. Lake Superior	28	7	15	6	1	21	73	86	11	20	8	110	115
10. Michigan State	28	7	17	4	3	21	43	85	10	23	5	62	118
12. Bowling Green	28	8	19	1	0	17	60	96	11	24	3	89	131

HIGHLIGHTS

- The Mavericks got off to the best start in program history, posting a record of 12-4-3 over the first 19 games.
- Jerad Kaufman set a school record with a season goals-against average of 2.31.
- Eddie DelGrosso became the first defenseman in school history to lead UNO in scoring with 34 points, including a team-leading 28 assists.
- Dan Charleston tied the school record for career games played at 159 while becoming the tenth Maverick to eclipse 100 career points.
- The Mavericks hosted a CCHA playoff series for the fifth straight season, sweeping Ferris State 2-0 before losing to Michigan in two games.
- UNO again ranked sixth in the nation and second in the CCHA in attendance, drawing an average of 6,216 fans to the Qwest Center.

STATISTICAL LEADERS

Points Eddie DelGrosso, 34	Power-Play Goals Tomas Klempa & Matt Ambroz, 8	Shots Dan Charleston, 126
Goals Tomas Klempa, 14	Short-Handed Goals Dan Charleston, 2	Penalties Dan Charleston, 31
Assists Eddie DelGrosso, 28	Game-Winning Goals Three Players, 4	Penalty Minutes Matt Ambroz, 83



Tomas Klempa led the Mavericks with 14 goals in his senior season.



2008-09 STATISTICS AND RESULTS

OFFENSIVE STATISTICS

Name	----- Overall -----											----- CCHA -----										
	GP	G	A	Pts	Sh	+/-	Penalty No.-Min	PP	SH	GW	GP	G	A	Pts	Sh	+/-	Penalty No.-Min	PP	SH	GW		
Eddie DelGrosso	39	6	28	34	93	-1	19-38	1	1	1	27	3	21	24	55	-4	17-34	1	0	1		
Dan Charleston	39	9	18	27	126	-5	31-73	4	2	1	28	6	11	17	94	-5	24-59	3	0	1		
Rich Purslow	40	12	12	24	97	-6	8-16	4	1	0	28	9	5	14	70	-7	6-12	3	0	1		
Joey Martin	39	10	14	24	82	+2	16-40	3	0	1	28	7	7	14	63	+1	9-18	2	0	0		
Tomas Klempa	40	14	9	23	106	-6	15-33	8	0	2	28	12	8	20	75	-4	10-23	8	2	0		
John Kemp	38	2	20	22	43	+6	16-32	0	0	1	27	2	10	12	27	+3	10-20	0	1	0		
Matt Ambroz	39	12	9	21	79	-11	28-83	8	1	1	27	5	8	13	50	-8	18-	3	0	0		
Alex Hudson	37	6	10	16	71	-1	13-26	1	0	1	27	1	6	7	46	-4	7-14	1	0	0		
Nick Fanto	40	6	8	14	90	0	14-28	0	0	0	28	6	4	10	61	-2	10-20	0	0	0		
Nick Von Bokern	36	5	5	10	42	-9	10-20	3	0	2	25	3	3	6	29	-5	4-8	2	0	1		
Eric Olimb	32	3	7	10	36	-14	12-35	1	0	0	23	2	5	7	23	-10	11-33	0	0	0		
Jeric Agosta	38	4	4	8	57	-3	9-18	0	0	2	28	2	2	4	37	-4	7-14	0	0	1		
Jordan Willert	31	2	4	6	39	+1	7-14	0	0	0	24	1	3	4	32	0	6-12	0	0	0		
Alain Goulet	17	2	3	5	35	+9	5-21	1	0	0	13	0	2	2	20	+5	1-2	0	0	0		
Mark Bernier	36	0	5	5	43	+5	5-10	0	0	0	24	0	3	3	30	0	2-4	0	0	0		
Pasko Skarica	33	0	5	5	23	+1	15-30	0	0	0	24	0	2	2	18	-7	11-22	0	0	0		
Dan Swanson	38	2	2	4	51	+1	4-8	0	0	0	26	2	2	4	36	+1	3-6	0	0	0		
JJ Koehler	21	1	2	3	26	-5	6-12	0	0	1	13	0	1	1	11	-3	4-8	0	0	0		
Kyle Ensign	20	0	3	3	10	+2	9-29	0	0	0	11	0	2	2	3	+1	6-23	0	0	0		
Mike Phillippi	11	0	3	3	13	-6	4-8	0	0	0	10	0	3	3	13	-5	4-8	0	0	0		
Matt Smith	20	1	1	2	10	+1	7-25	0	0	0	14	1	0	1	7	0	7-25	0	0	0		
J.P. Platisha	28	1	0	1	34	0	3-6	0	1	0	16	0	0	0	19	-3	2-4	0	0	0		
Jake Skjodt	7	0	1	1	4	+1	4-8	0	0	0	6	0	1	1	4	+1	3-6	0	0	0		
Ryan Kretzer	4	0	0	0	3	0	0-0	0	0	0	1	0	0	0	0	0	0-0	0	0	0		
Total	40	98	173	271	1213	-38	265-623	34	3	15	28	62	109	171	823	-59	185-436	23	0	8		
Opponents	40	103	171	274	1155	+24	282-621	32	12	17	28	76	129	205	861	+53	196-433	25	6	13		

GOALTENDING STATISTICS

Name	----- Overall -----											----- CCHA -----										
	GP	Minutes	GA	EN	Avg	Saves	Pct	W	L	T	SO	GP	Minutes	GA	EN	Avg	Saves	Pct	W	L	T	
Jerad Kaufmann	23	1246:54	48	0	2.31	519	.915	9	10	3	1	15	804:07	30	0	2.24	358	.923	5	6	3	
Jeremie Dupont	21	1205:25	53	0	2.64	533	.910	6	7	5	1	16	920:49	45	0	2.93	427	.905	3	7	4	
EMPTY NET	22	11:14	0	2	0.00	0	.000	0	0	0	0	14	8:43	0	1	0.00	0	.000	0	0	0	
Total	40	2463:33	103	2	2.51	1052	.911	15	17	8	2	28	1733:39	76	1	2.63	785	.912	8	13	7	
Opponents	40	2463:36	98	2	2.39	1115	.919	17	14	8	6	28	1733:42	62	2	2.15	761	.925	13	7	7	



2007-08 STATISTICS AND RESULTS

SEASON RESULTS

Oct. 19	Manitoba (ex.) ^	W, 8-1
Oct. 20	Alabama-Huntsville ^	W, 5-1
Oct. 26	at #2 Miami	L, 2-7
Oct. 27	at #2 Miami	L, 2-5
Nov. 2	#3 Michigan	L, 3-6
Nov. 3	#3 Michigan	L, 2-3
Nov. 8	at Ohio State	W, 5-2
Nov. 9	at Ohio State	W, 5-2
Nov. 16	Ferris State	L, 1-5
Nov. 18	Ferris State	W, 2-0
Nov. 23	Alaska	W, 4-3
Nov. 24	Alaska	T, 4-4
Nov. 30	at #7 Notre Dame	L, 4-5
Dec. 1	at #7 Notre Dame	L, 0-5
Dec. 7	Lake Superior State	T, 1-1
Dec. 8	Lake Superior State	T, 3-3
Dec. 14	at Union	OTL, 2-3
Dec. 15	at Union	W, 4-2
Dec. 18	Minnesota State	W, 6-3
Dec. 28	Yale	L, 3-6
Dec. 30	Princeton	L, 3-5
Jan. 5	at Western Michigan	W, 6-3
Jan. 6	at Western Michigan	W, 4-2
Jan. 11	#2 Miami	L, 3-6
Jan. 12	#2 Miami	L, 1-4
Jan. 18	at Alaska	W, 3-1
Jan. 19	at Alaska	OTW, 4-3
Feb. 1	at #5 Michigan State	OTW, 5-4
Feb. 2	at #5 Michigan State	L, 2-4
Feb. 8	Ohio State	T, 3-3
Feb. 9	Ohio State	W, 5-2
Feb. 15	Bowling Green ~	W, 5-3
Feb. 16	Bowling Green ~	L, 1-3
Feb. 22	at Northern Michigan	L, 4-6
Feb. 23	at Northern Michigan	OTL, 3-4
Feb. 26	at #9 Minnesota State	W, 4-2
March 6	Alaska #	W, 4-3
March 8	Alaska #	L, 3-5
March 9	Alaska #	3OTW, 2-1
March 14	at #1 Michigan #	L, 1-10
March 15	at #1 Michigan #	L, 1-2

^ Mutual of Omaha Stampede
 ~ at Omaha Civic Auditorium
 # CCHA Playoff game

Overall Record: 17-19-4
Home: 8-9-4 • **Away:** 9-10-0
CCHA: 11-13-4
CCHA Home: 4-6-4 • **CCHA Away:** 7-7-0
Non-Conference Home: 4-3-0
Non-Conference Away: 2-3-0

CCHA FINAL STANDINGS

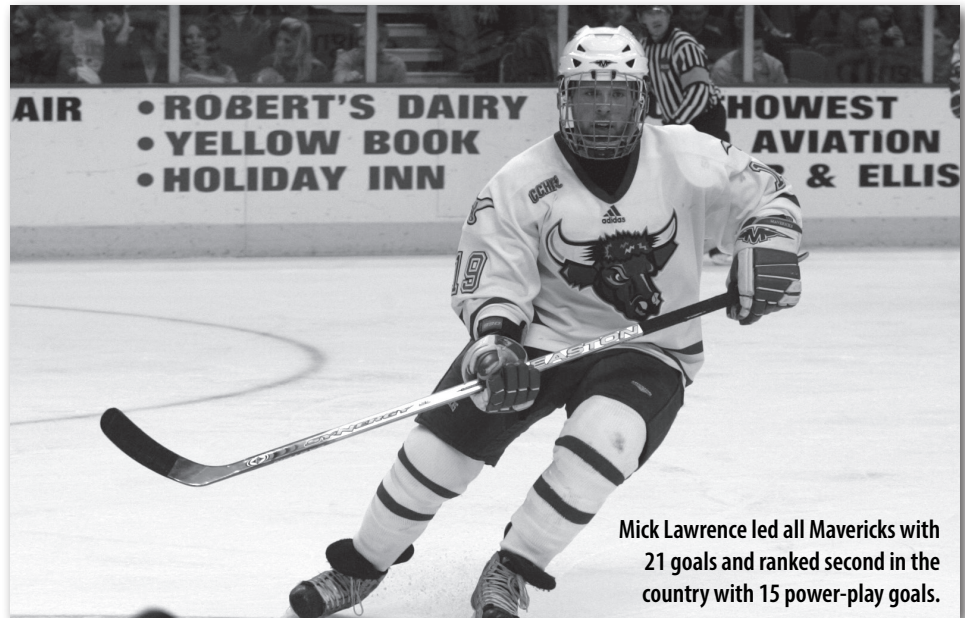
School	GP	Conference				Pts	GF	GA	Overall			GF	GA
		W	L	T	Pts				W	L	T		
1. Michigan	28	20	4	4	44	107	62	33	6	4	170	89	
2. Miami	28	21	6	1	43	114	56	33	8	1	169	78	
3. Michigan State	28	19	6	3	41	92	58	25	12	5	135	98	
4. Notre Dame	28	15	9	4	34	74	57	27	16	4	136	100	
5. Ferris State	28	12	12	4	28	77	72	18	16	5	109	98	
6. Northern Michigan	28	12	13	3	27	76	78	19	19	4	110	113	
7. Bowling Green	28	13	15	0	26	73	84	18	21	0	105	120	
8. Nebraska Omaha	28	11	13	4	26	87	99	17	19	4	125	142	
9. Alaska	28	8	16	4	20	61	80	9	21	5	80	104	
10. Lake Superior	28	7	15	6	20	65	101	10	20	7	91	125	
11. Ohio State	28	7	18	3	17	61	93	12	25	4	98	136	
12. Western Michigan	28	4	22	2	10	53	100	8	27	3	82	126	

HIGHLIGHTS

- Mick Lawrence set a UNO single-season record for power-play goals with 15.
- The Mavericks posted an NCAA-best 53 power-play goals on the season along with a nation-leading 24 percent success rate on power-play chances.
- UNO played in the ninth-longest game in NCAA history when it takes 104:22 before the Mavs beat Alaska, 2-1, in triple overtime in the third game of their first-round CCHA Playoff series on March 9.
- Lawrence, Bryan Marshall, and Brandon Scero each eclipsed the 100-point mark for their careers.
- UNO averaged 6,305 fans over 21 games at home to rank sixth in the nation in attendance and set a new school record for largest crowd with 10,598 during a Feb. 9 match-up against Ohio State.

STATISTICAL LEADERS

Points Bryan Marshall, 43	Power-Play Goals Mick Lawrence, 15	Shots Dan Charleston, 136
Goals Mick Lawrence, 21	Short-Handed Goals Jeric Agosta, 2	Penalties Dan Charleston, 27
Assists Bryan Marshall, 30	Game-Winning Goals Brandon Scero, 3	Penalty Minutes Dan Charleston, 62



Mick Lawrence led all Mavericks with 21 goals and ranked second in the country with 15 power-play goals.



2007-08 STATISTICS AND RESULTS

OFFENSIVE STATISTICS

Name	----- Overall -----										----- CCHA -----									
	GP	G	A	Pts	Sh	+/-	Penalty No.-Min	PP	SH	GW	GP	G	A	Pts	Sh	+/-	Penalty No.-Min	PP	SH	GW
Bryan Marshall	30	13	30	43	85	-5	12-24	4	0	0	24	10	20	30	66	-6	11-22	3	0	0
Mick Lawrence	38	21	19	40	116	-16	25-58	15	0	2	26	15	15	30	77	-11	12-24	12	0	0
Dan Charleston	40	12	25	37	136	-17	27-62	4	0	2	28	7	17	24	93	-10	22-52	1	0	2
Brandon Scero	37	16	18	34	108	-13	19-54	11	0	3	25	11	10	21	79	-9	15-38	7	0	3
Ed DelGrosso	40	7	17	24	78	-11	21-53	3	1	2	28	7	14	21	54	1	12-24	3	1	2
Tomas Klempa	35	7	13	20	104	-16	16-43	3	1	0	27	5	10	15	78	-15	14-39	2	1	0
Joey Martin	32	8	10	18	40	-7	5-10	2	0	0	21	6	5	11	25	-3	4-8	2	0	0
Juha Uotila	22	1	14	15	32	-3	7-14	0	0	1	14	1	11	12	21	1	5-10	0	0	1
Alain Goulet	37	6	8	14	54	-2	7-14	6	0	1	28	5	5	10	44	1	3-6	5	0	1
JJ Koehler	34	6	8	14	50	2	11-22	0	1	1	24	4	3	7	30	2	8-16	0	1	1
Dan Swanson	39	4	9	13	56	5	8-16	0	0	0	28	2	7	9	35	3	5-10	0	0	0
Matt Ambroz	36	4	6	10	43	-5	22-44	2	0	1	24	1	4	5	26	-2	16-32	0	0	0
Jeric Agosta	34	7	2	9	45	-9	16-59	0	2	1	24	5	2	7	30	-5	8-27	0	1	0
Bill Bagron	40	4	5	9	54	-2	18-36	0	0	1	28	4	3	7	35	1	13-26	0	0	1
Nick Fanto	31	2	5	7	46	-8	1-2	0	0	0	20	2	3	5	32	-5	1-2	0	0	0
Nick Von Bokern	33	2	5	7	21	-16	16-54	2	0	1	23	0	3	3	14	-15	12-35	0	0	0
Rich Purslow	27	1	6	7	39	-9	3-6	1	0	0	21	1	3	4	31	-6	2-4	1	0	0
Eric Olimb	30	1	4	5	24	2	12-24	0	0	0	20	0	4	4	16	0	9-18	0	0	0
J.P. Platisha	15	1	3	4	20	-3	3-6	0	0	1	8	0	1	1	9	-3	1-2	0	0	0
Mike Phillippi	26	1	3	4	20	-9	11-22	0	0	0	17	0	2	2	17	-8	8-16	0	0	0
Pasko Skarica	17	0	2	2	8	1	11-44	0	0	0	14	0	1	1	6	0	9-37	0	0	0
Blake Martin	9	1	0	1	14	-6	6-20	0	0	0	6	1	0	1	11	-4	3-6	0	0	0
Mark Bernier	36	0	1	1	35	-19	8-16	0	0	0	24	0	1	1	23	-18	7-14	0	0	0
Jerad Kaufmann	30	0	0	0	0	0	1-2	0	0	0	21	0	0	0	0	0	1-2	0	0	0
Chris Wilson	3	0	0	0	6	-2	2-12	0	0	0	2	0	0	0	3	-1	1-10	0	0	0
TEAM	18	0	0	0	0	0	6-12	0	0	0	12	0	0	0	0	0	4-8	0	0	0
Total	40	125	213	338	1,234	-168	294-729	53	5	17	28	87	144	231	855	-112	206-488	36	4	11
Opponents	40	142	226	368	1,087	145	290-640	38	9	19	28	99	160	259	728	97	206-450	27	5	13

GOALTENDING STATISTICS

Name	----- Overall -----										----- CCHA -----										
	GP	Minutes	GA	EN	Avg	Saves	Pct	W	L	T	SO	GP	Minutes	GA	EN	Avg	Saves	Pct	W	L	T
Jerad Kaufmann	30	1752:55	87	0	2.98	703	.890	14	12	3	0	21	1200:47	62	0	3.1	470	.883	9	8	3
Jeremie Dupont	9	454:18	35	0	4.62	155	.816	1	6	0	0	5	252:53	21	0	4.98	78	.788	0	4	0
Eric Aarnio	6	253:16	13	0	3.08	87	.870	2	1	1	1	4	245:00	12	0	2.94	81	.871	2	1	1
EMPTY NET	18	11:56	0	7	0	0	0	0	0	0	0	12	8:22	0	4	0	0	0	0	0	0
Total	40	2472:25	142	7	3.45	945	.869	17	19	4	1	28	1707:02	99	4	3.48	629	.864	11	13	4
Opponents	40	2472:25	125	6	3.03	1,109	.899	19	17	4	1	28	1707:02	87	4	3.06	768	.898	13	11	4



2006-07 STATISTICS AND RESULTS

SEASON RESULTS

Oct. 10	Manitoba (exh.)	W, 8-0
Oct. 13	#15 Colorado College^	T, 2-2
Oct. 14	at Alaska Anchorage^	T, 2-2
Oct. 20	Niagara*	W, 10-1
Oct. 21	Northern Michigan*	L, 2-5
Oct. 27	Western Michigan	W, 7-5
Oct. 28	Western Michigan	W, 6-0
Nov. 3	Alaska	T, 5-5
Nov. 4	Alaska	L, 3-4
Nov. 10	at #10 Michigan	L, 4-6
Nov. 11	at #10 Michigan	L, 1-5
Nov. 17	at #6 Miami (Ohio)	L, 3-7
Nov. 18	at #6 Miami (Ohio)	L, 1-2
Nov. 21	at Minnesota State	T, 4-4
Nov. 24	#4 Notre Dame	L, 2-4
Nov. 25	#4 Notre Dame	W, 3-2
Dec. 1	at Bowling Green	W, 4-1
Dec. 2	at Bowling Green	W, 7-1
Dec. 8	Bentley College	W, 5-2
Dec. 10	Bentley College	W, 7-2
Dec. 29	at Princeton	OTL, 2-3
Dec. 30	at Yale	T, 4-4
Jan. 5	at #17 Lake Superior State	T, 4-4
Jan. 6	at #17 Lake Superior State	OTL, 2-3
Jan. 12	Bowling Green	W, 2-1
Jan. 13	Bowling Green	W, 7-0
Jan. 16	Minnesota State	OTL, 2-3
Jan. 19	at Ferris State	W, 3-1
Jan. 20	at Ferris State	L, 3-6
Jan. 26	Northern Michigan	W, 5-2
Jan. 27	Northern Michigan	W, 6-1
Feb. 2	#6 Michigan State	L, 1-5
Feb. 3	#6 Michigan State	T, 3-3
Feb. 9	at #1 Notre Dame	L, 2-4
Feb. 10	at #1 Notre Dame	T, 2-2
Feb. 16	Ohio State~	L, 3-4
Feb. 17	Ohio State~	OTW, 2-1
Feb. 23	at Alaska	W, 4-3
Feb. 24	at Alaska	W, 5-3
March 2	Bowling Green#	OTW, 3-2
March 3	Bowling Green#	W, 7-5
March 9	at #13 Michigan State#	L, 2-4
March 10	at #13 Michigan State#	L, 1-4

* Mutual of Omaha Stampede
 ^ Nye Frontier Classic - Anchorage, Alaska
 ~ at Omaha Civic Auditorium
 # CCHA Playoff game
Overall Record: 18-16-8
Home: 13-6-2 • **Away:** 5-10-5 • **Neutral:** 0-0-1
CCHA Record: 13-11-4
CCHA Home: 8-4-2 • **CCHA Away:** 5-7-2
Non-Conference Home: 5-2-0
Non-Conference Away: 0-3-3
Non-Conference Neutral: 0-0-1

CCHA FINAL STANDINGS


	Conference					Overall						
	GP	W	L	T	Pts	GF	GA	W	L	T	GF	GA
1. Notre Dame	28	21	4	3	45	90	51	32	7	3	143	70
2. Michigan	28	18	9	1	37	119	85	26	14	1	174	129
3. Miami	28	16	8	4	36	93	70	24	14	4	135	107
4. Michigan State	28	15	10	3	33	81	65	26	13	3	137	102
5. Nebraska Omaha	28	13	11	4	30	100	85	18	16	8	153	128
6. Western Michigan	28	14	13	1	29	85	93	18	18	1	120	126
7. Ohio State	28	12	12	4	28	89	86	15	17	5	120	120
8. Lake Superior	28	11	14	3	25	65	74	21	19	3	111	110
9. Ferris State	28	10	16	2	22	70	92	14	22	3	107	126
10. Northern Michigan	28	10	17	1	21	66	80	15	24	2	96	123
11. Alaska	28	7	16	5	19	70	90	11	22	6	100	128
12. Bowling Green	28	5	22	1	11	51	108	7	29	2	75	147

HIGHLIGHTS

- Scott Parse set a career goal record when he tied and then broke David Brisson's 65 goal record in the 7-2 victory over Bentley College on Dec. 10. Parse's school record was 79 goals.
- The Mavericks swept Alaska in Fairbanks for the first time in series history Feb. 23-24 with 4-3 and 5-3 victories.
- UNO set a team record with 13 overtime games and eight ties during the season. The team had four back-to-back overtime games from Dec. 29 to Jan. 6.
- Parse was once again included among the 10 finalists for the Hobey Baker Award.
- Brandon Scero set a record for goals scored in a game after netting four in the 10-1 victory over Niagara in the first round of the Mutual of Omaha Stampede on Oct. 20.

STATISTICAL LEADERS

Points Scott Parse, 52	Power-Play Goals Scott Parse, 8	Shots Scott Parse, 134
Goals Scott Parse, 24	Short-Handed Goals Tomas Klempa & Scott Parse, 2	Penalties Mick Lawrence, 26
Assists Alex Nikiforuk, 30	Game-Winning Goals Brandon Scero, 4	Penalty Minutes Mick Lawrence, 71



Forward Alex Nikiforuk led the 2006-07 Mavericks with 30 assists and was second in overall scoring with 43 points.

2006-07 STATISTICS AND RESULTS

OFFENSIVE STATISTICS

Name	----- Overall -----											----- CCHA -----										
	GP	G	A	Pts	Sh	+/-	Penalty No.-Min	PP	SH	GW	GP	G	A	Pts	Sh	+/-	Penalty No.-Min	PP	SH	GW		
Scott Parse	40	24	28	52	134	+12	18-36	8	2	3	28	18	20	38	99	+8	13-26	6	1	3		
Alex Nikiforuk	41	13	30	43	95	-3	14-28	5	1	0	27	9	15	24	70	-1	12-24	4	1	0		
Bryan Marshall	38	11	25	36	89	+7	9-18	4	0	2	25	10	15	25	54	+3	5-10	4	0	2		
Brandon Scero	38	18	16	34	119	+11	12-24	7	0	4	25	8	13	21	79	+3	10-20	3	0	2		
Dan Charleston	41	14	19	33	104	-2	13-26	6	1	0	28	13	13	26	74	+1	8-16	6	1	0		
Tomas Klempa	42	11	19	30	122	0	14-28	6	2	1	28	6	13	19	87	-3	10-20	3	1	0		
Mick Lawrence	39	13	14	27	89	+8	26-71	2	1	2	26	8	11	19	59	+2	21-50	2	1	0		
Juha Uotila	40	5	18	23	59	-5	20-51	4	0	2	28	3	11	14	40	-6	14-28	3	0	2		
Ed DelGrosso	37	4	17	21	73	+2	14-28	3	0	0	24	3	15	18	41	-2	7-14	2	0	0		
Adam Bartholomay	30	10	9	19	59	-2	10-28	4	0	0	20	5	7	12	34	-7	8-24	2	0	0		
Bill Bagron	26	2	11	13	23	+6	11-22	0	0	1	15	1	6	7	13	+4	7-14	0	0	1		
Mark Bernier	42	3	8	11	35	+9	11-22	0	0	0	28	1	5	6	26	+3	9-18	0	0	0		
Nick Fanto	31	5	4	9	52	+1	9-26	0	0	0	20	2	3	5	24	-2	8-24	0	0	0		
Brent Kisio	33	5	4	9	26	-2	17-52	0	0	0	22	3	2	5	20	-1	8-34	0	0	0		
Phil Angell	36	1	8	9	20	+2	19-46	0	0	0	24	1	7	8	12	-1	12-32	0	0	0		
Dan Swanson	36	3	5	8	39	-4	1-2	0	1	0	25	2	3	5	25	-4	1-2	0	1	0		
Jeric Agosta	29	4	3	7	41	-4	7-22	0	0	1	20	4	2	6	27	-4	3-14	0	0	1		
Nenad Gajic	8	2	5	7	8	+4	3-6	0	0	0	6	1	2	3	5	+2	3-6	0	0	0		
Dan Knapp	36	2	5	7	42	+1	22-44	1	0	1	24	1	2	3	20	-1	13-26	0	0	1		
Mike Eickman	36	1	5	6	11	+8	20-48	0	0	1	25	1	2	3	8	+7	17-42	0	0	1		
J.J. Koehler	19	2	1	3	18	-3	6-12	0	1	0	11	0	0	0	7	-1	4-8	0	0	0		
Jerad Kaufmann	16	0	3	3	0	+1	0-0	0	0	0	-											
Eric Aarnio	2	0	1	1	0	0	0-0	0	0	0	1	0	1	1	0	0	0-0	0	0	0		
Bobby Henderson	12	0	1	1	4	+2	6-23	0	0	0	8	0	1	1	4	+3	5-21	0	0	0		
Chris Wilson	15	0	1	1	9	-4	3-6	0	0	0	9	0	1	1	3	-2	2-4	0	0	0		
J.P. Platisha	22	0	0	0	11	+1	1-2	0	0	0	15	0	0	0	8	+3	1-2	0	0	0		
TEAM	23	0	0	0	0	0	8-16	0	0	0	15	0	0	0	0	0	7-14	0	0	0		
Total	42	153	260	413	1,282	+46	294-687	50	9	18	28	100	170	270	839	+4	208-493	35	6	13		
Opponents	42	128	205	333	1,112	-65	344-787	36	11	16	28	85	142	227	759	-17	238-556	22	9	11		

GOALTENDING STATISTICS

Name	----- Overall -----											----- CCHA -----										
	GP	Minutes	GA	EN	Avg	Saves	Pct	W	L	T	SO	GP	Minutes	GA	EN	Avg	Saves	Pct	W	L	T	
Jeremie Dupont	31	1688:26	80	0	2.84	637	.888	13	10	6	1	23	1235:49	55	0	2.67	482	.898	11	7	4	
Jerad Kaufmann	16	814:02	40	0	2.95	331	.892	5	5	2	1	9	400:59	24	0	3.59	176	.880	2	3	0	
Eric Aarnio	2	58:44	4	0	4.09	16	.800	0	1	0	0	1	58:44	4	0	4.09	16	.800	0	1	0	
EMPTY NET	23	9:32	0	4	0.00	0	.000	0	0	0	0	11	6:36	0	2	0.00	0	.000	0	0	0	
Total	42	2570:44	128	4	2.99	984	.885	18	16	8	2	28	1702:08	85	2	3.00	674	.888	13	11	4	
Opponents	42	2569:56	153	1	3.57	1,129	.881	16	18	8	0	28	1701:20	100	1	3.53	739	.881	11	13	4	



2005-06 STATISTICS AND RESULTS

SEASON RESULTS

Oct. 10	Manitoba (exh.)	W, 7-0
Oct. 14	Army*	W, 3-2
Oct. 15	#8 New Hampshire*	W, 5-3
Oct. 21	Miami	L, 3-6
Oct. 22	Miami	L, 2-3
Nov. 4	at Bowling Green	L, 3-7
Nov. 5	at Bowling Green	L, 3-4
Nov. 11	at #6 Michigan State	W, 7-4
Nov. 12	at #6 Michigan State	OTW, 3-2
Nov. 18	#14 Alaska Fairbanks	W, 4-2
Nov. 19	#14 Alaska Fairbanks	L, 3-4
Nov. 22	Minnesota State	L, 3-6
Nov. 25	vs. Providence+	W, 4-2
Nov. 26	vs. Holy Cross+	W, 6-1
Dec. 2	#19 Ferris State	W, 5-2
Dec. 4	#19 Ferris State	W, 5-3
Dec. 9	at #7 Michigan	L, 2-4
Dec. 10	at #7 Michigan	L, 3-7
Dec. 29	Alabama-Huntsville	W, 8-5
Dec. 31	Yale	OTW, 3-2
Jan. 3	at Minnesota State	L, 2-5
Jan. 6	Notre Dame	L, 1-4
Jan. 7	Notre Dame	T, 2-2
Jan. 13	at #20 Ohio State	W, 2-0
Jan. 14	at #20 Ohio State	T, 2-2
Jan. 20	#19 Michigan State	OTL, 3-4
Jan. 21	#19 Michigan State	W, 3-2
Jan. 27	at Alaska Fairbanks	W, 4-1
Jan. 28	at Alaska Fairbanks	T, 3-3
Feb. 3	#15 Lake Superior State	W, 8-0
Feb. 4	#15 Lake Superior State	T, 2-2
Feb. 10	at Northern Michigan	W, 2-1
Feb. 11	at Northern Michigan	W, 8-3
Feb. 17	#8 Michigan~	W, 4-3
Feb. 18	#8 Michigan~	T, 4-4
Feb. 24	at Western Michigan	T, 5-5
Feb. 25	at Western Michigan	L, 3-6
March 3	Bowling Green#	W, 4-2
March 4	Bowling Green#	W, 4-2
March 10	at #18 Northern Michigan#	L, 1-4
March 11	at #18 Northern Michigan#	L, 2-3
March 24	vs. #1 Boston University^	L, 2-9

* Mutual Of Omaha Stampede
 + Bank of America Holiday Tournament, Troy, N.Y.
 ~ at Omaha Civic Auditorium
 # CCHA Playoff game
 ^ NCAA Northeast Regional - Worcester, Mass.

Overall Record: 20-15-6
Home: 12-6-3 • **Away:** 6-8-3 • **Neutral:** 2-1-0
CCHA Record: 12-10-6
CCHA Home: 6-5-3 • **CCHA Away:** 6-5-3
Non-Conference Home: 6-1-0
Non-Conference Away: 0-3-0

CCHA FINAL STANDINGS

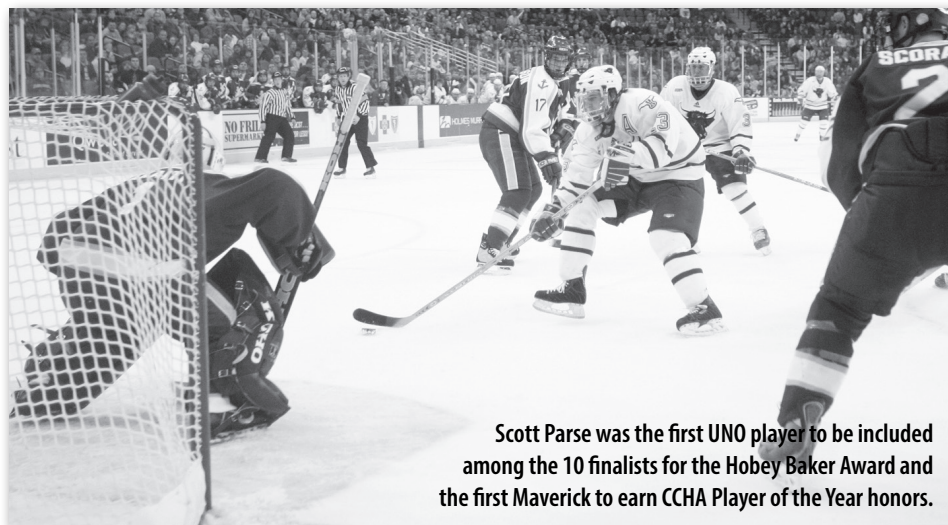
School	GP	Conference				Pts	GF	GA	Overall			
		W	L	T	Pts				GF	GA	W	L
1. Miami	28	20	6	2	42	96	57	23	7	4	107	65
2. Michigan State	28	14	7	7	35	82	66	20	10	8	113	89
3. Michigan	28	13	10	5	31	102	82	18	13	5	133	108
4. Northern Michigan	28	14	12	2	30	83	79	20	14	2	107	93
5. Nebraska Omaha	28	12	10	6	30	99	90	20	15	6	141	120
6. Lake Superior	29	11	13	5	27	75	71	15	14	7	93	84
7. Ferris State	28	10	11	7	27	77	81	17	13	8	115	105
8. Notre Dame	28	11	13	4	26	75	76	13	19	4	89	98
9. Alaska Fairbanks	28	11	13	4	26	64	79	17	14	5	85	91
10. Ohio State	28	11	14	3	25	72	71	15	19	5	97	92
11. Western Michigan	28	8	16	5	21	70	115	10	22	6	92	151
12. Bowling Green	28	8	18	2	18	83	111	13	23	2	124	147

HIGHLIGHTS

- The Mavericks earned their first trip to the NCAA Tournament after tying for fourth place in the CCHA regular season and advancing to the second round of the league playoffs.
- Scott Parse was the first UNO player to be included among the 10 finalists for the Hobey Baker Award. He was also the first Maverick to lead the CCHA in scoring and be named the league's Player of the Year.
- Parse set a school record for scoring with 61 points on 20 goals and 41 assists and tied for the national lead with 1.55 points per game. He also extended his consecutive-game streak to a school record of 119.
- The Mavericks averaged 5,539 fans at the three-year-old Qwest Center Omaha, placing among the top 20 in college hockey attendance for a ninth consecutive year.
- UNO went on a 10-game unbeaten streak in January and February, surging to the top half of the CCHA standings. The Mavs were 7-1-6 from Jan. 7 to Feb. 24.

STATISTICAL LEADERS

Points Scott Parse, 61	Power-Play Goals Bill Thomas, 8	Shots Bill Thomas, 130
Goals Bill Thomas, 27	Short-Handed Goals Scott Parse, Tomas Klempa, 3	Penalties Dan Charleston, 30
Assists Scott Parse, 41	Game-Winning Goals S. Parse, B. Thomas, B. Marshall, T. Klempa, A. Nikiforuk, D. Charleston, 3	Penalty Minutes Dan Knapp, 67



Scott Parse was the first UNO player to be included among the 10 finalists for the Hobey Baker Award and the first Maverick to earn CCHA Player of the Year honors.

2005-06 STATISTICS AND RESULTS

OFFENSIVE STATISTICS

Name	----- Overall -----											----- CCHA -----										
	GP	G	A	Pts	Sh	+/-	Penalty No.-Min	PP	SH	GW	GP	G	A	Pts	Sh	+/-	Penalty No.-Min	PP	SH	GW		
Scott Parse	41	20	41	61	129	+25	20-40	3	3	3	28	17	25	42	99	+19	13-26	3	2	2		
Bill Thomas	41	27	23	50	130	+12	16-43	8	0	3	28	21	13	34	94	+12	11-22	5	0	2		
Bryan Marshall	41	12	26	38	107	+8	8-16	3	1	3	28	7	17	24	63	+4	5-10	2	1	1		
Tomas Klempa	33	11	15	26	79	+5	6-12	3	3	3	20	5	8	13	45	+1	5-10	2	1	3		
Alex Nikiforuk	39	13	10	23	99	-18	15-49	7	1	3	27	6	7	13	70	-14	7-22	3	1	2		
Brandon Scero	34	10	13	23	85	-6	11-30	5	0	0	21	8	9	17	49	-3	9-26	3	0	0		
Dan Charleston	39	8	11	19	93	-3	30-60	1	1	3	28	4	8	12	69	-7	22-44	1	1	0		
Adam Bartholomay	34	9	9	18	67	+3	5-18	1	1	0	22	5	8	13	43	+7	4-16	0	1	0		
Kaleb Betts	32	6	12	18	54	+4	24-59	3	0	0	24	5	9	14	40	+7	20-51	2	0	0		
Mick Lawrence	37	10	7	17	89	-2	17-42	4	0	1	26	8	5	13	54	-4	12-32	4	0	1		
Jason Krischuk	35	5	10	15	55	+8	11-22	0	0	1	25	3	8	11	38	+8	7-14	0	0	1		
Juha Uotila	41	1	14	15	67	+3	14-39	1	0	0	28	0	10	10	44	-3	8-27	0	0	0		
Bill Bagron	41	3	11	14	46	0	21-42	0	0	0	28	3	8	11	38	-2	16-32	0	0	0		
Phil Angell	37	3	8	11	28	+8	7-14	1	0	0	25	2	5	7	20	0	4-8	0	0	0		
J.P. Platisha	33	3	6	9	40	-4	3-6	0	0	0	22	2	3	5	26	-3	1-2	0	0	0		
Dan Knapp	40	1	6	7	41	+4	28-67	1	0	0	28	0	6	6	27	+1	23-57	0	0	0		
Mike Eickman	38	0	7	7	23	+10	13-34	0	0	0	27	0	5	5	18	+11	10-28	0	0	0		
Mike Lefley	30	1	4	5	41	-7	20-48	0	0	0	21	0	4	4	26	-5	17-42	0	0	0		
Joe Grimaldi	21	0	4	4	32	0	20-51	0	0	0	13	0	4	4	13	0	11-33	0	0	0		
Rob Chappell	24	1	2	3	20	+11	2-4	0	0	0	19	1	2	3	17	+11	2-4	0	0	0		
Jerad Kaufmann	35	0	2	2	0	0	1-2	0	0	0	25	0	1	1	0	0	1-2	0	0	0		
Nenad Gajic	13	1	0	1	12	-3	4-8	0	0	0	9	1	0	1	9	-1	1-2	0	0	0		
Micah Sanford	9	1	0	1	13	-4	2-4	1	0	0	7	1	0	1	10	-3	2-4	1	0	0		
David Morelli	2	0	1	1	1	+1	0-0	0	0	0	1	0	0	0	0	0	0-0	0	0	0		
Bobby Henderson	1	0	0	0	0	+3	0-0	0	0	0	-											
Brent Kisio	6	0	0	0	4	0	0-0	0	0	0	3	0	0	0	1	-1	0-0	0	0	0		
Josh Weeks	1	0	0	0	0	0	0-0	0	0	0	1	0	0	0	0	0	0-0	0	0	0		
TEAM	16	0	0	0	0	0	4-8	0	0	0	11	0	0	0	0	0	4-8	0	0	0		
Total	41	146	242	388	1,355	+58	302-718	42	10	20	28	99	165	264	913	+35	215-522	26	7	12		
Opponents	41	136	226	362	1,168	-76	316-809	46	6	15	28	90	146	236	804	-48	226-574	25	4	10		

GOALTENDING STATISTICS

Name	----- Overall -----											----- CCHA -----										
	GP	Minutes	GA	EN	Avg	Saves	Pct	W	L	T	SO	GP	Minutes	GA	EN	Avg	Saves	Pct	W	L	T	
Jerad Kaufmann	35	2041:26	100	0	2.97	875	.897	17	11	6	2	25	1430:14	65	0	2.73	622	.905	11	7	6	
Greg Barrett	7	342:01	26	0	4.56	122	.824	2	3	0	0	5	222:44	18	0	4.85	71	.798	1	2	0	
Eric Aarnio	3	126:06	5	0	2.38	35	.875	1	1	0	0	1	59:19	3	0	3.03	21	.875	0	1	0	
EMPTY NET	16	6:55	0	5	0.00	0	.000	0	0	0	0	11	3:59	0	4	0.00	0	.000	0	0	0	
Total	41	2496:28	136	5	3.27	1,032	.884	20	15	6	2	28	1716:15	90	4	3.15	714	.888	12	10	6	
Opponents	41	2496:28	146	5	3.51	1,209	.892	15	20	6	0	28	1716:15	99	1	3.46	814	.892	10	12	6	



2004-05 STATISTICS AND RESULTS

SEASON RESULTS

Oct. 4	Manitoba (exh.)	W, 7-0
Oct. 9	Connecticut*	W, 4-1
Oct. 10	Merrimack*	W, 4-3
Oct. 22	Western Michigan	W, 7-3
Oct. 23	Western Michigan	OTW, 4-3
Oct. 29	at Michigan State	L, 2-5
Oct. 30	at Michigan State	W, 5-2
Nov. 5	at Alaska Fairbanks	L, 1-3
Nov. 6	at Alaska Fairbanks	L, 2-3
Nov. 12	Bowling Green	W, 4-2
Nov. 13	Bowling Green	L, 4-6
Nov. 19	#7 Ohio State	W, 4-0
Nov. 20	#7 Ohio State	T, 4-4
Dec. 3	at #15 Northern Michigan	L, 2-3
Dec. 4	at #15 Northern Michigan	L, 3-6
Dec. 9	Lake Superior State	L, 2-5
Dec. 11	Lake Superior State	W, 5-1
Dec. 29	at #13 Boston University	L, 1-4
Dec. 30	at Massachusetts	L, 2-5
Jan. 7	Northern Michigan	W, 3-1
Jan. 8	Northern Michigan	W, 3-1
Jan. 14	at Ferris State	T, 2-2
Jan. 15	at Ferris State	W, 4-1
Jan. 21	at Miami	W, 5-2
Jan. 22	at Miami	L, 2-4
Jan. 28	Wayne State~	W, 3-2
Jan. 29	Wayne State~	W, 4-2
Feb. 4	at Notre Dame	T, 1-1
Feb. 5	at Notre Dame	W, 6-3
Feb. 11	#6 Michigan	L, 4-6
Feb. 12	#6 Michigan	L, 3-4
Feb. 18	at Lake Superior State	W, 5-2
Feb. 19	at Lake Superior State	T, 3-3
Feb. 25	Alaska Fairbanks	L, 4-6
Feb. 26	Alaska Fairbanks	W, 7-2
March 3	Minnesota State	L, 2-6
March 5	at Minnesota State	L, 4-6
March 11	Lake Superior State#	W, 4-3
March 12	Lake Superior State#	OTW, 4-3
March 17	vs. Michigan State§	L, 0-5

* Mutual of Omaha Stampede
 ~ at Omaha Civic Auditorium
 # CCHA Playoff game
 § CCHA Super Six - Joe Louis Arena, Detroit, Mich.

Overall Record: 19-16-4
Home: 14-6-1 • **Away:** 5-9-3 • **Neutral:** 0-1-0
CCHA Record: 13-11-4
CCHA Home: 8-5-1 • **CCHA Away:** 5-6-3
Non-Conference Home: 6-1-0
Non-Conference Away: 0-3-0
Non-Conference Neutral: 0-1-0

CCHA FINAL STANDINGS

School	Conference					Overall							
	GP	W	L	T	Pts	GF	GA	W	L	T	GF	GA	
1. Michigan	28	23	3	2	48	128	70	31	7	3	175	99	
2. Ohio State	28	21	5	2	44	100	62	27	11	4	142	96	
3. Northern Michigan	28	17	7	4	38	82	57	22	11	7	120	91	
4. Nebraska Omaha	28	13	11	4	30	101	84	19	16	4	133	124	
5. Bowling Green	28	13	12	3	29	92	87	16	16	4	117	116	
6. Michigan State	28	12	13	3	27	87	74	20	17	4	121	100	
7. Miami	28	11	13	4	26	80	76	15	18	5	120	104	
8. Alaska Fairbanks	28	11	14	3	25	74	99	17	16	4	110	122	
9. Lake Superior	28	8	14	6	22	64	84	9	22	7	84	118	
10. Ferris State	28	7	17	4	18	73	97	13	22	4	114	131	
11. Western Michigan	28	8	18	2	18	78	112	14	21	2	105	134	
12. Notre Dame	28	3	20	5	11	48	105	5	27	6	60	138	

HIGHLIGHTS

- Mike Kemp was named the CCHA Coach of the Year after guiding his program to the best turnaround in college hockey from the previous year.
- Forward Scott Parse broke the UNO single-season scoring record for points with 49 and had the ninth-highest point total in the country.
- Forward Bill Thomas led the nation's rookies in scoring (45) and was named CCHA Rookie of the Year. Defenseman Joe Grimaldi was also named to the CCHA All-Rookie Team.
- The Mavericks advanced to "The Joe" for the first time in four seasons and third time in six seasons.
- UNO finished seventh in country in team offense and was also one of the nation's leaders in attendance with 6,418 per game.

STATISTICAL LEADERS

Points Scott Parse, 49	Power-Play Goals Bill Thomas, 9	Shots Bill Thomas, 125
Goals Scott Parse, Bill Thomas, 19	Short-Handed Goals Bill Thomas, 3	Penalties Kaleb Betts, 33
Assists Scott Parse, 30	Game-Winning Goals Bryan Marshall, 5	Penalty Minutes Kaleb Betts, 88



The 2004-05 UNO team improved by eight places and 16 points in the CCHA standings from the year before and advanced to the CCHA Super Six.



2004-05 STATISTICS AND RESULTS

OFFENSIVE STATISTICS

Name	----- Overall -----											----- CCHA -----								
	GP	G	A	Pts	Sh	+/-	Penalty No.-Min	PP	SH	GW	GP	G	A	Pts	Sh	+/-	Penalty No.-Min	PP	SH	GW
Scott Parse	39	19	30	49	101	+8	16-32	6	2	1	28	16	22	38	79	+9	13-26	6	2	0
Bill Thomas	39	19	26	45	125	+12	6-12	9	3	1	28	13	20	33	81	+11	4-8	4	2	0
Bryan Marshall	38	13	20	33	103	+7	9-21	4	0	5	27	11	16	27	70	+9	7-17	4	0	2
Dan Hacker	39	14	11	25	88	+5	16-40	2	2	1	28	9	6	15	61	+7	11-30	1	1	1
Alex Nikiforuk	36	12	11	23	73	+3	12-24	2	1	2	26	10	10	20	55	+2	11-22	2	1	2
Brandon Scero	38	11	12	23	108	+4	11-38	3	0	1	28	8	12	20	68	+6	8-32	1	0	1
Dan Knapp	38	4	17	21	55	+16	22-44	2	0	0	27	4	15	19	46	+19	15-30	2	0	0
David Phillips	37	8	11	19	46	+4	11-22	4	0	2	28	7	8	15	36	+1	11-22	3	0	1
Mick Lawrence	33	7	11	18	70	0	28-64	3	0	1	25	7	7	14	43	+4	20-40	3	0	1
Joe Grimaldi	38	4	13	17	65	+24	22-44	2	0	2	27	3	10	13	44	+24	16-32	2	0	1
Kaleb Betts	32	5	11	16	61	-12	33-88	3	0	1	25	4	10	14	48	-8	27-76	3	0	1
Mike Lefley	38	5	6	11	64	-6	20-40	1	0	2	27	3	5	8	49	-3	14-28	0	0	1
Brent Kisio	28	2	6	8	15	-7	21-50	0	0	0	21	2	5	7	14	-3	17-42	0	0	0
Bill Bagron	38	4	3	7	53	-2	17-42	1	1	0	27	4	2	6	43	-1	10-20	1	1	0
Micah Sanford	19	1	6	7	26	+1	5-10	1	0	0	14	0	5	5	19	+3	1-2	0	0	0
Rob Chappell	34	2	4	6	29	+3	15-38	1	0	0	25	0	3	3	18	+2	12-32	0	0	0
Jason Krischuk	37	0	6	6	44	-9	10-31	0	0	0	27	0	5	5	32	-7	6-23	0	0	0
Anthony Adams	9	1	2	3	7	0	1-2	0	1	0	5	0	0	0	3	-2	1-2	0	0	0
Mike Eickman	38	1	2	3	18	+6	11-22	0	0	0	28	0	0	0	9	+2	10-20	0	0	0
Chris Holt	37	0	3	3	0	0	2-4	0	0	0	28	0	3	3	0	0	2-4	0	0	0
John Thomas	6	1	0	1	6	-1	1-2	0	0	0	0	0	0	1	-1	0-0	0	0	0	0
Brett Davis	12	0	1	1	5	-5	7-14	0	0	0	9	0	0	0	3	-3	5-10	0	0	0
Bobby Henderson	30	0	1	1	6	+1	26-79	0	0	0	21	0	1	1	3	+3	22-63	0	0	0
David Morelli	5	0	1	1	9	-1	1-2	0	0	0	2	0	0	0	6	-1	0-0	0	0	0
Phil Angell	3	0	0	0	1	-1	1-2	0	0	0	1	0	0	0	0	0	0-0	0	0	0
Josh Weeks	1	0	0	0	0	0	0-0	0	0	0	-									
TEAM	12	0	0	0	0	0	8-24	0	0	0	0	10	0	0	0	0	0	5-10	0	0
Total	39	133	214	347	1,178	+50	332-791	44	10	19	28	101	165	266	831	+73	248-591	32	7	13
Opponents	39	124	200	324	1,169	-67	330-730	48	7	16	28	84	140	224	850	-86	255-580	33	5	11

GOALTENDING STATISTICS

Name	----- Overall -----											----- CCHA -----									
	GP	Minutes	GA	EN	Avg	Saves	Pct	W	L	T	SO	GP	Minutes	GA	EN	Avg	Saves	Pct	W	L	T
Chris Holt	37	2189:20	106	0	2.90	991	.903	19	14	4	1	28	1662:34	78	0	2.81	761	.907	13	11	4
Eric Aarnio	6	130:44	13	0	5.97	51	.797	0	2	0	0	3	10:00	3	0	18.00	2	.400	0	0	0
Kris Tebbs	2	19:11	1	0	3.13	3	.750	0	0	0	0	2	19:11	1	0	3.13	3	.750	0	0	0
EMPTY NET	12	10:12	0	4	0.00	0	.000	0	0	0	0	10	8:18	0	2	0.00	0	.000	0	0	0
Total	39	2351:00	124	4	3.16	1,045	.894	19	16	4	1	28	1701:36	84	2	2.96	766	.901	13	11	4
Opponents	39	2351:00	133	6	3.39	1,045	.887	16	19	4	1	28	1701:36	101	5	3.56	730	.878	11	13	4



2003-04 STATISTICS AND RESULTS

SEASON RESULTS

Oct. 5	Manitoba (exh.)	L, 2-5
Oct. 10	Wisconsin*	OTL, 3-4
Oct. 11	#1 Minnesota*	L, 3-7
Oct. 17	at Western Michigan	L, 1-5
Oct. 18	at Western Michigan	T, 2-2
Oct. 30	at Notre Dame	L, 2-4
Oct. 31	at Notre Dame	L, 0-2
Nov. 7	Lake Superior	W, 7-1
Nov. 8	Lake Superior	L, 1-4
Nov. 14	Northern Michigan	W, 2-1
Nov. 15	Northern Michigan	L, 2-4
Nov. 21	at Ferris State	W, 4-1
Nov. 22	at Ferris State	L, 0-4
Nov. 28	#7 Massachusetts	W, 7-2
Nov. 29	#7 Massachusetts	T, 1-1
Dec. 5	at Alaska Fairbanks	L, 2-5
Dec. 6	at Alaska Fairbanks	L, 1-4
Dec. 12	#9 Michigan	L, 1-2
Dec. 13	#9 Michigan	T, 3-3
Dec. 27	vs. Yale~	W, 5-2
Dec. 28	at #5 Denver~	L, 3-6
Jan. 7	Ferris State	L, 2-5
Jan. 8	Ferris State	W, 6-1
Jan. 16	Western Michigan	L, 4-5
Jan. 17	Western Michigan	L, 2-3
Jan. 23	at #15 Miami	T, 2-2
Jan. 24	at #15 Miami	L, 1-7
Feb. 6	Bowling Green	T, 3-3
Feb. 7	Bowling Green	L, 1-3
Feb. 13	at #14 Ohio State	L, 1-3
Feb. 14	at #14 Ohio State	L, 3-4
Feb. 20	at Michigan State	L, 0-3
Feb. 21	at Michigan State	L, 0-5
Feb. 27	Alaska Fairbanks	L, 0-1
Feb. 28	Alaska Fairbanks	W, 7-4
March 2	Minnesota State	L, 3-5
March 6	at Minnesota State	L, 1-9
March 12	at #7 Michigan#	L, 0-2
March 13	at #7 Michigan#	W, 3-1
March 14	at #7 Michigan#	L, 2-5

* Maverick Stampede
 ~ Denver Cup Tournament, Denver, Colo.
 # CCHA Playoff game

Overall Record: 8-26-5
Home: 5-11-3 • **Away:** 2-15-2 • **Neutral:** 1-0-0
CCHA Record: 5-19-4
CCHA Home: 4-8-2 • **CCHA Away:** 1-11-2
Non-Conference Home: 1-3-1
Non-Conference Away: 1-4-0
Non-Conference Neutral: 1-0-0

CCHA FINAL STANDINGS

School	Conference						Overall					
	GP	W	L	T	Pts	GF	GA	W	L	T	GF	GA
1. Michigan	28	18	8	2	38	101	66	27	14	2	151	104
2. Miami	28	17	8	3	37	99	74	23	14	4	137	106
3. Michigan State	28	17	9	2	36	91	62	23	17	2	136	105
4. Ohio State	28	16	12	0	32	89	70	26	16	0	134	106
5. Notre Dame	28	14	11	3	31	84	71	20	15	4	108	99
6. Alaska Fairbanks	28	14	13	1	29	92	92	16	19	1	117	127
7. Northern Michigan	28	13	13	2	28	66	79	21	16	4	105	113
8. Western Michigan	28	12	13	3	27	87	101	17	18	4	123	136
9. Bowling Green	28	9	13	6	24	69	83	11	18	9	92	112
10. Ferris State	28	10	17	1	21	71	97	15	20	3	108	126
11. Lake Superior	28	7	16	5	19	60	83	9	20	7	72	102
12. Nebraska Omaha	28	5	19	4	14	60	91	8	26	5	91	135

HIGHLIGHTS

- The Mavericks began playing in their new home, Qwest Center Omaha, and led the CCHA in attendance with 8,240 fans per game.
- Forward Scott Parse broke the UNO single-season scoring record for a freshman with 35 points and had the fourth-highest point total in the country for freshmen.
- Andrew Wong ended his four-year career as a Maverick as the second-leading scorer on the UNO all-time scoring list. Wong finished 40-88-120 and became the all-time leader for assists at Nebraska Omaha.
- Mike Kemp garnered his 100th career victory as head coach of the Mavericks on Nov. 21 with a 4-1 win at Ferris State.
- UNO finished fourth in the country in combined special teams.

STATISTICAL LEADERS

Points Scott Parse, 35	Power-Play Goals Scott Parse, 7	Shots Kaleb Betts, 91
Goals Scott Parse, 16	Short-Handed Goals Dan Hacker, 1	Penalties Mike Gabinet, 35
Assists Mike Gabinet, 20	Game-Winning Goals Kaleb Betts, 3	Penalty Minutes Bobby Henderson, 83



As a freshman in 2003-04, Scott Parse led the Mavericks in goals (16) and points (35).



2003-04 STATISTICS AND RESULTS

OFFENSIVE STATISTICS

Name	----- Overall -----										----- CCHA -----									
	GP	G	A	Pts	Sh	+/-	Penalty No.-Min	PP	SH	GW	GP	G	A	Pts	Sh	+/-	Penalty No.-Min	PP	SH	GW
Scott Parse	39	16	19	35	84	-14	22-52	7	0	0	28	9	11	20	63	-15	15-38	3	0	0
Andrew Wong	39	11	17	28	78	-10	18-36	5	0	2	28	6	9	15	49	-10	12-24	2	0	1
Mike Gabinet	39	4	20	24	65	-14	35-70	2	0	1	28	4	13	17	43	-8	25-50	2	0	1
Kaleb Betts	35	9	13	22	91	-13	24-48	6	0	3	25	6	8	14	69	-11	16-32	4	0	2
Alex Nikiforuk	35	6	14	20	72	-11	12-32	4	0	0	24	4	9	13	55	-10	8-24	3	0	0
Dan Hacker	37	10	7	17	90	-15	19-38	4	1	1	28	8	6	14	75	-9	13-26	3	1	0
Mike Lefley	38	10	5	15	84	-12	18-36	4	0	0	28	8	2	10	64	-10	13-26	3	0	0
Jason Krischuk	38	2	10	12	72	-15	15-30	1	0	0	28	2	7	9	51	-10	12-24	1	0	0
David Morelli	34	5	6	11	55	-6	8-16	1	0	0	24	3	5	8	34	-4	4-8	0	0	0
Brent Kisio	33	4	7	11	30	-7	14-36	0	0	1	23	3	5	8	21	-6	10-28	0	0	1
Anthony Adams	28	3	5	8	57	-7	3-6	0	0	0	20	1	4	5	40	-2	1-2	0	0	0
Phil Angell	36	2	5	7	52	-13	8-24	1	0	0	26	0	2	2	36	-12	4-16	0	0	0
Ryan Bennett	37	2	4	6	40	-9	9-26	0	1	0	26	2	3	5	33	-4	6-20	0	1	0
Scotty Turner	17	1	4	5	21	-6	6-12	0	0	0	13	1	1	2	17	-5	3-6	0	0	0
Dan Knapp	24	1	3	4	26	-6	12-24	0	0	0	14	0	1	1	13	-4	7-14	0	0	0
Josh Weeks	28	2	1	3	28	-9	15-57	0	0	0	20	1	1	2	22	-6	11-41	0	0	0
Justin Chwedoruk	29	1	2	3	27	-5	12-24	0	0	0	21	1	2	3	22	+1	10-20	0	0	0
Mike Eickman	33	0	3	3	21	-12	11-22	0	0	0	23	0	1	1	14	-12	9-18	0	0	0
Bobby Henderson	21	0	3	3	8	-5	32-83	0	0	0	17	0	3	3	3	0	28-75	0	0	0
John Thomas	29	1	1	2	22	-6	5-10	0	0	0	22	1	1	2	20	-5	5-10	0	0	0
Micah Sanford	6	1	0	1	12	-5	3-9	1	0	0	4	0	0	0	6	-2	3-9	0	0	0
Brett Davis	25	0	1	1	27	-7	9-18	0	0	0	19	0	1	1	23	-4	4-8	0	0	0
Chris Holt	27	0	1	1	0	0	1-2	0	0	0	18	0	1	1	0	0	0-0	0	0	0
Kris Tebbs	14	0	1	1	0	0	0-0	0	0	0	12	0	1	1	0	0	0-0	0	0	0
Joel Andresen	4	0	0	0	1	-5	3-6	0	0	0	2	0	0	0	1	-3	3-6	0	0	0
Chris Claffey	18	0	0	0	15	-8	12-24	0	0	0	14	0	0	0	11	-6	9-18	0	0	0
TEAM	16	0	0	0	0	0	4-8	0	0	0	13	0	0	0	0	0	2-4	0	0	0
Total	39	91	152	243	1,078	-220	330-749	36	2	8	28	60	97	157	785	-157	233-547	21	2	5
Opponents	39	135	226	361	1,257	+211	280-625	37	5	26	28	91	152	243	883	+149	197-448	21	5	19

GOALTENDING STATISTICS

Name	----- Overall -----										----- CCHA -----										
	GP	Minutes	GA	EN	Avg	Saves	Pct	W	L	T	SO	GP	Minutes	GA	EN	Avg	Saves	Pct	W	L	T
Chris Holt	27	1498:56	81	0	3.24	729	.900	5	17	2	0	18	1013:24	53	0	3.14	490	.902	3	13	1
Kris Tebbs	14	546:04	33	0	3.63	251	.884	2	6	2	0	12	519:54	29	0	3.35	244	.894	2	5	2
Brian Haaland	7	312:34	16	0	3.07	142	.899	1	3	1	0	4	153:23	6	0	2.35	58	.906	0	1	1
EMPTY NET	16	15:10	0	5	0.00	0	.000	0	0	0	0	13	13:19	0	3	0.00	0	.000	0	0	0
Total	39	2372:44	135	5	3.41	1122	.893	8	26	5	0	28	1700:00	91	3	3.21	792	.897	5	19	4
Opponents	39	2372:44	91	2	2.30	987	.916	26	8	5	6	28	1700:00	60	2	2.12	725	.924	19	5	4



2002-03 STATISTICS AND RESULTS

SEASON RESULTS

Oct. 6	Manitoba (exh.)	W, 6-0
Oct. 11	Colgate*	T, 5-5
Oct. 12	#2 Denver*	L, 2-3
Oct. 18	Miami	W, 3-2
Oct. 19	Miami	L, 2-5
Oct. 25	at #6 Boston University	L, 4-6
Oct. 27	at Massachusetts	OTW, 3-2
Nov. 1	at Western Michigan	L, 2-8
Nov. 2	at Western Michigan	W, 2-0
Nov. 8	Alaska Fairbanks	OTL, 3-4
Nov. 9	Alaska Fairbanks	L, 2-3
Nov. 22	Northern Michigan	L, 1-2
Nov. 23	Northern Michigan	W, 5-4
Nov. 29	Merrimack	T, 3-3
Nov. 30	Merrimack	W, 5-3
Dec. 6	at Lake Superior	W, 4-1
Dec. 7	at Lake Superior	W, 3-0
Dec. 13	at #12 Ohio State	L, 1-4
Dec. 14	at #12 Ohio State	L, 1-3
Jan. 3	Notre Dame	L, 3-5
Jan. 4	Notre Dame	W, 5-3
Jan. 10	at Miami	L, 0-3
Jan. 11	at Miami	T, 2-2
Jan. 17	at Michigan State	L, 2-5
Jan. 18	at Michigan State	L, 0-7
Jan. 24	#8 Ohio State	W, 4-0
Jan. 25	#8 Ohio State	W, 3-1
Jan. 31	Bowling Green	L, 0-5
Feb. 1	Bowling Green	W, 6-3
Feb. 7	at Alaska Fairbanks	T, 3-3
Feb. 8	at Alaska Fairbanks	OTL, 3-4
Feb. 14	Bemidji State	W, 5-2
Feb. 15	Bemidji State	W, 6-3
Feb. 21	#10 Michigan	L, 1-6
Feb. 22	#10 Michigan	L, 3-5
Feb. 28	at #6 Ferris State	L, 0-5
March 1	at #6 Ferris State	L, 0-4
March 6	at #9 Minnesota State	L, 0-3
March 8	#9 Minnesota State	T, 2-2
March 14	vs. #13 Ohio State#	L, 1-4
March 15	vs. #13 Ohio State#	L, 1-3

* Maverick Stampede

CCHA Playoffs - Nationwide Arena, Columbus, Ohio

Overall Record: 13-22-5

Home: 9-9-3 • **Away:** 4-11-2 • **Neutral:** 0-2-0

CCHA Record: 9-17-2

CCHA Home: 6-8-0 • **CCHA Road:** 3-9-2

Non-Conference Home: 3-1-3

Non-Conference Road: 1-2-0

Non-Conference Neutral: 0-0-0

CCHA FINAL STANDINGS

School	Conference						Overall					
	GP	W	L	T	Pts	GF	GA	W	L	T	GF	GA
1. Ferris State	28	22	5	1	45	121	64	31	10	1	188	100
2. Michigan	28	18	7	3	39	111	72	30	10	3	167	103
3. Ohio State	28	16	8	4	36	90	63	25	13	5	129	95
4. Michigan State	28	17	10	1	35	113	83	23	14	2	154	118
5. Northern Michigan	28	14	13	1	29	91	83	22	17	2	144	120
5. Miami	28	13	12	3	29	86	66	21	17	3	132	101
5. Notre Dame	28	13	12	3	29	90	90	17	17	6	122	123
8. Western Michigan	28	13	14	1	27	92	101	15	21	2	122	147
9. Alaska Fairbanks	28	10	11	7	27	78	104	15	14	7	111	130
10. Nebraska Omaha	28	9	17	2	20	64	97	13	22	5	98	135
11. Bowling Green	28	5	20	3	13	71	116	8	25	3	94	143
12. Lake Superior	28	3	24	1	7	40	108	6	28	4	60	146

HIGHLIGHTS

- Forward David Brisson ended his four-year career as the UNO all-time offensive leader in goals, assists and points. He recorded 65 goals and 79 assists in 159 games.
- The Mavericks ended a six-year run at the Omaha Civic Auditorium, selling out 131 consecutive games since 1997.
- The Mavericks earned sweeps over Lake Superior, Merrimack and No. 5 Ohio State.
- UNO earned national recognition with features on NHL.com, USA Today, The Kansas City Star and Fox Sports Detroit.
- Defenseman Greg Zanon recorded a UNO single-game record five points with a goal and four assists in a comeback win against Merrimack.

STATISTICAL LEADERS

Points
David Brisson, 33

Power-Play Goals
Scotty Turner, 6

Shots
David Brisson, 152

Goals
David Brisson, 17

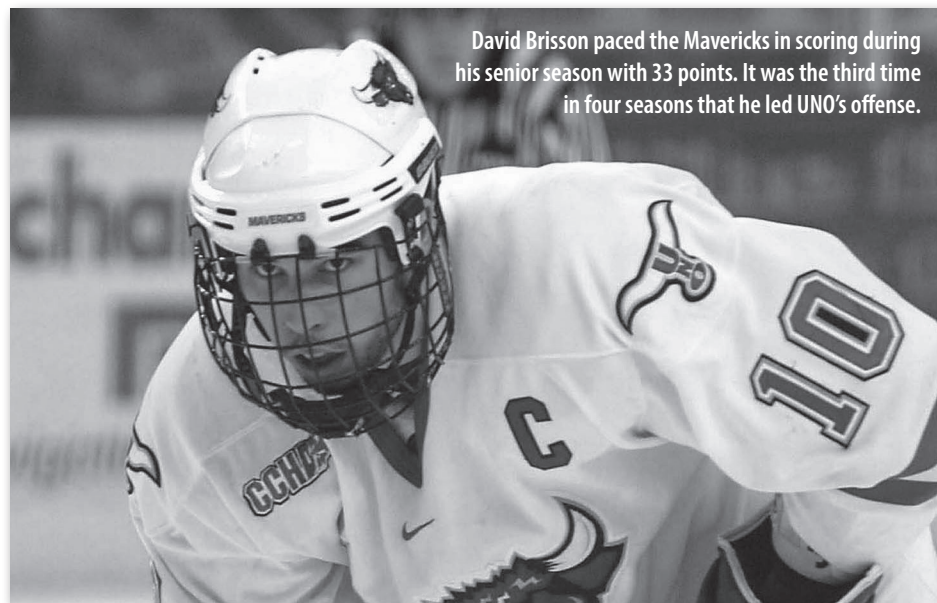
Short-Handed Goals
David Brisson, 3

Penalties
Cody Blanshan, 34

Assists
Andrew Wong, 22

Game-Winning Goals
Scotty Turner, 4

Penalty Minutes
Cody Blanshan, 103



David Brisson paced the Mavericks in scoring during his senior season with 33 points. It was the third time in four seasons that he led UNO's offense.



2002-03 STATISTICS AND RESULTS

OFFENSIVE STATISTICS

Name	----- Overall -----											----- CCHA -----										
	GP	G	A	Pts	Sh	+/-	Penalty No.-Min	PP	SH	GW	GP	G	A	Pts	Sh	+/-	Penalty No.-Min	PP	SH	GW		
David Brisson	40	17	16	33	152	+4	10-20	2	3	1	28	12	9	21	113	-1	6-12	1	1	0		
Andrew Wong	37	6	22	28	46	+5	9-18	0	0	1	25	4	12	16	32	+2	8-16	0	0	0		
Scotty Turner	37	8	17	25	62	-6	23-65	6	1	4	25	7	9	16	47	-6	13-45	5	1	4		
Greg Zanon	32	6	19	25	139	-4	18-44	2	0	1	20	1	12	13	82	-4	14-36	0	0	0		
Dan Hacker	39	9	12	21	76	-9	15-30	2	1	2	27	7	5	12	53	-7	10-20	2	1	2		
Joe Pereira	40	9	9	18	68	-8	10-23	2	0	1	28	5	9	14	44	-5	9-21	1	0	0		
Micah Sanford	37	8	9	17	62	-7	13-26	2	0	1	27	5	6	11	44	-7	7-14	1	0	1		
Anthony Adams	35	6	10	16	68	-2	4-8	2	0	0	24	4	7	11	54	-6	4-8	2	0	0		
Aaron Smith	34	7	6	13	58	-16	20-48	4	0	0	23	3	5	8	48	-13	13-34	1	0	0		
John Thomas	32	3	6	9	43	-1	10-31	0	0	1	24	3	6	9	33	+3	7-14	0	0	1		
Joel Andresen	37	2	7	9	39	-3	11-22	1	0	0	26	2	7	9	33	-3	9-18	1	0	0		
Mike Lefley	37	6	2	8	68	-15	18-47	2	0	1	25	5	2	7	42	-9	12-35	1	0	1		
Jason Jaworski	37	3	4	7	44	-23	24-59	0	0	0	26	1	4	5	34	-14	17-45	0	0	0		
Gus Groslic	17	2	3	5	35	-2	10-31	1	0	0	15	1	3	4	29	-1	8-27	0	0	0		
Cody Blanshan	38	0	5	5	11	+2	34-103	0	0	0	26	0	3	3	8	+4	23-65	0	0	0		
Josh Weeks	34	2	2	4	28	-3	10-20	0	0	0	24	1	1	2	22	-1	9-18	0	0	0		
Mike Gabinet	40	0	4	4	31	-8	23-46	0	0	0	28	0	4	4	21	-6	17-34	0	0	0		
Ryan Bennett	22	2	1	3	25	-4	6-12	0	0	0	16	2	0	2	18	-6	5-10	0	0	0		
David Morelli	30	1	2	3	22	-6	10-28	0	0	0	20	1	2	3	20	-5	8-16	0	0	0		
Dan Ellis	39	0	3	3	0	0	2-4	0	0	0	27	0	3	3	0	0	1-2	0	0	0		
Brett Davis	22	1	0	1	13	-1	4-8	0	0	0	17	0	0	0	9	-4	2-4	0	0	0		
Chris Claffey	8	0	1	1	7	0	7-25	0	0	0	4	0	0	0	5	-1	2-4	0	0	0		
David Graham	24	0	1	1	13	0	6-12	0	0	0	18	0	0	0	9	+2	4-8	0	0	0		
Jeremiah Johnson	10	0	0	0	6	0	7-14	0	0	0	8	0	0	0	6	0	5-10	0	0	0		
Craig Zubersky	2	0	0	0	2	-3	0-0	0	0	0	-											
TEAM	9	0	0	0	0	0	4-8	0	0	0	6	0	0	0	0	0	2-4	0	0	0		
Total	40	98	161	259	1,118	-110	308-752	26	5	13	28	64	109	173	806	-88	215-520	15	3	9		
Opponents	40	135	212	347	1,284	+93	282-648	39	10	22	28	97	153	250	913	+75	209-491	29	6	17		

GOALTENDING STATISTICS

Name	----- Overall -----											----- CCHA -----										
	GP	Minutes	GA	EN	Avg	Saves	Pct	W	L	T	SO	GP	Minutes	GA	EN	Avg	Saves	Pct	W	L	T	
Dan Ellis	39	2210:38	117	0	3.18	1,051	.900	12	21	5	3	27	1502:58	79	0	3.15	725	.902	8	16	2	
Brian Haaland	5	212:17	16	0	4.52	98	.860	1	1	0	0	4	187:17	16	0	5.13	91	.850	1	1	0	
EMPTY NET	9	5:11	0	2	0.00	0	.000	0	0	0	0	6	3:13	0	2	0.00	0	.000	0	0	0	
Total	40	2428:06	135	2	3.34	1,149	.895	13	22	5	3	28	1693:28	97	2	3.44	816	.894	9	17	2	
Opponents	40	2426:54	98	5	2.42	1,020	.912	22	13	5	6	28	1693:28	64	5	2.27	742	.921	17	9	2	



2001-02 STATISTICS AND RESULTS

SEASON RESULTS

Oct. 5	Manitoba (exh.)~	W, 6-1
Oct. 12	Minnesota Duluth*	L, 2-5
Oct. 13	Providence*	OTW, 4-3
Oct. 19	at Colgate	W, 5-4
Oct. 20	at Colgate	W, 5-3
Oct. 26	#1 Michigan State	W, 4-3
Oct. 27	#1 Michigan State	W, 5-1
Nov. 2	at Ohio State	L, 0-1
Nov. 3	at Ohio State	W, 4-1
Nov. 9	at Western Michigan	W, 4-1
Nov. 10	at Western Michigan	L, 0-2
Nov. 16	#12 Michigan	T, 4-4
Nov. 17	#12 Michigan	OTL, 2-3
Nov. 23	Ferris State	L, 2-7
Nov. 24	Ferris State	W, 5-2
Nov. 30	at Bowling Green	T, 2-2
Dec. 1	at Bowling Green	W, 2-1
Dec. 7	Alaska Fairbanks	L, 2-4
Dec. 8	Alaska Fairbanks	L, 1-3
Dec. 20	#7 Boston University	L, 1-4
Dec. 21	#7 Boston University	OTW, 4-3
Jan. 4	at #9 Northern Michigan	L, 1-3
Jan. 5	at #9 Northern Michigan	T, 2-2
Jan. 11	Alabama-Huntsville	W, 4-2
Jan. 12	Alabama-Huntsville	W, 3-2
Jan. 18	at Notre Dame	W, 3-2
Jan. 19	at Notre Dame	W, 4-2
Jan. 25	Lake Superior State	W, 3-0
Jan. 27	Lake Superior State	W, 3-1
Feb. 1	Miami	W, 2-0
Feb. 2	Miami	W, 3-0
Feb. 8	at #11 Michigan	OTL, 1-2
Feb. 9	at #11 Michigan	L, 3-6
Feb. 15	#15 Western Michigan	W, 5-3
Feb. 16	#15 Western Michigan	L, 1-3
Feb. 22	at #11 Alaska Fairbanks	L, 2-3
Feb. 23	at #11 Alaska Fairbanks	T, 2-2
Feb. 28	Minnesota State	W, 4-2
March 1	Minnesota State	OTL, 3-4
March 8	Notre Dame#	2OTW, 3-2
March 9	Notre Dame#	OTL, 1-2
March 10	Notre Dame#	L, 1-2

~ at Kearney, Neb.

* Maverick Stampede

CCHA Playoff game

Overall Record: 21-16-4

Home: 14-9-1 • **Away:** 7-7-3

CCHA Record: 13-11-4

CCHA Home: 8-5-1 • **CCHA Road:** 5-6-3

Non-Conference Home: 6-4-0

Non-Conference Road: 2-1-0

Non-Conference Neutral: 0-0-0

CCHA FINAL STANDINGS

School	GP	Conference					GF	GA	Overall				
		W	L	T	Pts	GF			GA	W	L	T	GF
1. Michigan	28	19	5	4	42	97	56	28	11	5	154	102	
2. Michigan State	28	18	6	4	40	87	47	27	9	5	129	73	
3. Northern Michigan	28	16	10	2	34	86	69	26	12	2	135	98	
4. Alaska Fairbanks	28	15	10	3	33	91	85	22	12	3	132	108	
5. Nebraska Omaha	28	13	11	4	30	72	64	21	16	4	112	102	
6. Western Michigan	28	13	12	3	29	92	92	19	15	4	123	118	
7. Ohio State	28	12	12	4	28	71	81	20	16	4	109	112	
8. Notre Dame	28	12	12	4	28	95	86	16	17	5	117	113	
9. Ferris State	28	12	15	1	25	86	83	15	20	1	117	109	
10. Miami	28	9	17	2	20	68	88	12	22	2	89	121	
11. Bowling Green	28	7	18	3	17	78	104	9	25	6	103	145	
12. Lake Superior	28	4	22	2	10	38	106	8	27	2	61	132	

HIGHLIGHTS

- Jeff Hoggan recorded a school-record 24 goals and posts 45 points as a senior.
- UNO reached the 100th consecutive sellout at the Omaha Civic Auditorium on Jan. 25, 2002 against Lake Superior State.
- The Mavs finished the season with a school-record seven wins on the road, breaking the previous record of five.
- Nebraska Omaha gained the highest national ranking ever after a sweep over Michigan State that vaulted the Mavs to No. 5 in both major college hockey polls.
- UNO ranked No. 10 in the final NCAA statistics with an 85.0 penalty kill percentage.
- The Mavericks won a school-record eight games in a row and are unbeaten in nine straight.

STATISTICAL LEADERS

Points Jeff Hoggan, 45	Power-Play Goals Jeff Hoggan, 8	Shots Jeff Hoggan, 185
Goals Jeff Hoggan, 24	Short-Handed Goals Jeff Hoggan, 4	Penalties Jeff Hoggan, 38
Assists Andrew Wong, 29	Game-Winning Goals Shane Glover, 4	Penalty Minutes Jeff Hoggan, 92



Dan Ellis and Jeff Hoggan helped UNO to its second consecutive 20-win season in 2001-02. Both were named All-CCHA.

2001-02 STATISTICS AND RESULTS

OFFENSIVE STATISTICS

Name	----- Overall -----											----- CCHA -----										
	GP	G	A	Pts	Sh	+/-	Penalty No.-Min	PP	SH	GW		GP	G	A	Pts	Sh	+/-	Penalty No.-Min	PP	SH	GW	
Jeff Hoggan	41	24	21	45	185	+13	38-92	8	4	3		28	15	13	28	128	+9	26-60	3	4	2	
Andrew Wong	41	11	29	40	75	+13	15-30	7	0	3		28	8	21	29	55	+10	9-18	4	0	3	
David Brisson	36	9	23	32	121	+2	9-18	2	1	3		25	7	15	22	74	+1	8-16	2	1	2	
Shane Glover	40	16	10	26	81	+14	9-18	1	1	4		27	9	7	16	49	+9	5-10	1	0	2	
Greg Zanon	41	9	16	25	120	+18	27-54	3	0	4		28	4	12	16	75	+13	23-46	2	0	1	
Aaron Smith	24	9	10	19	44	+6	10-20	1	0	1		18	6	6	12	30	+7	6-12	1	0	0	
Dan Hacker	41	6	10	16	60	+2	15-30	0	2	2		28	4	7	11	41	0	11-22	0	1	2	
Jason Jaworski	40	3	8	11	62	+5	30-68	0	0	0		28	2	5	7	39	+6	19-46	0	0	0	
Anthony Adams	36	5	5	10	48	-1	5-10	1	0	0		23	3	3	6	29	+2	3-6	0	0	0	
Kyle O'Keefe	41	4	6	10	40	-3	16-32	0	0	0		28	2	4	6	27	-4	12-24	0	0	0	
Scott Turner	32	4	6	10	49	+1	10-20	2	0	0		19	4	1	5	29	0	6-12	2	0	0	
Gus Groslic	32	5	3	8	57	0	9-18	1	0	0		24	4	2	6	36	-1	9-18	1	0	0	
Chris Claffey	36	4	2	6	32	+8	25-50	0	0	1		24	2	2	4	17	+1	16-32	0	0	1	
Jeff Filewich	35	1	3	4	17	-7	4-8	0	0	0		25	1	2	3	10	-4	3-6	0	0	0	
Brett Davis	25	0	4	4	18	+6	8-16	0	0	0		19	0	4	4	15	+3	6-12	0	0	0	
Mike Gabinet	21	0	4	4	16	-1	4-8	0	0	0		16	0	3	3	10	0	3-6	0	0	0	
Bryce Lampman	26	0	4	4	17	-2	10-28	0	0	0		17	0	4	4	8	0	5-10	0	0	0	
Zach Scribner	37	0	4	4	25	-3	15-30	0	0	0		24	0	2	2	16	-2	8-16	0	0	0	
Joe Pereira	22	2	1	3	16	+2	5-10	0	0	0		11	1	1	2	4	+1	3-6	0	0	0	
Daniel Samuelsson	39	0	3	3	15	+3	14-28	0	0	0		28	0	2	2	11	+6	12-24	0	0	0	
Nick Fohr	36	0	2	2	37	-2	9-18	0	0	0		25	0	0	0	26	-4	6-12	0	0	0	
Dan Ellis	40	0	1	1	0	0	0-0	0	0	0		28	0	1	1	0	0	0-0	0	0	0	
David Graham	13	0	0	0	6	+1	1-2	0	0	0		9	0	0	0	2	-1	0-0	0	0	0	
Jeremiah Johnson	2	0	0	0	0	-1	0-0	0	0	0		2	0	0	0	0	-1	0-0	0	0	0	
Team	10	0	0	0	0	0	5-10	0	0	0		8	0	0	0	0	0	3-6	0	0	0	
Total	41	112	175	287	1,141	+74	293-618	26	8	21		28	72	117	189	731	+51	202-420	16	6	13	
Opponents	41	102	162	264	1,246	-88	262-589	33	7	16		28	64	100	164	858	-59	169-384	20	4	11	

GOALTENDING STATISTICS

Name	----- Overall -----											----- CCHA -----										
	GP	Minutes	GA	EN	Avg	Saves	Pct	W	L	T	SO	GP	Minutes	GA	EN	Avg	Saves	Pct	W	L	T	
Dan Ellis	40	2404:50	97	0	2.42	1,098	.919	20	15	4	3	28	1675:01	62	0	2.22	788	.927	13	11	4	
Brian Haaland	3	92:36	3	0	1.94	46	.939	1	1	0	0	1	11:29	0	0	0.00	6	1.000	0	0	0	
EMPTY NET	10	19:33	0	2	0.00	0	.000	0	0	0	0	8	14:21	0	2	0.00	0	.000	0	0	0	
Total	41	2516:59	102	2	2.43	1,144	.918	21	16	4	3	28	1700:51	64	2	2.26	794	.925	13	11	4	
Opponents	41	2516:59	112	5	2.67	1,029	.902	16	21	4	2	28	1700:51	72	3	2.54	659	.902	11	13	4	



2000-01 STATISTICS AND RESULTS

SEASON RESULTS

Oct. 6	Manitoba (exh.)	W, 6-1
Oct. 13	Niagara*	W, 4-0
Oct. 14	#4 Boston College*	L, 1-5
Oct. 20	at #6 Michigan State	W, 2-1
Oct. 21	at #6 Michigan State	L, 1-4
Oct. 27	Ferris State	W, 7-4
Oct. 28	Ferris State	W, 7-3
Nov. 3	at Lake Superior	L, 3-4
Nov. 4	at Lake Superior	L, 2-5
Nov. 10	UMass-Amherst	W, 3-2
Nov. 11	UMass-Amherst	W, 3-1
Nov. 17	at Miami	L, 2-3
Nov. 18	at Miami	L, 2-6
Nov. 24	at Merrimack	L, 0-2
Nov. 25	at Merrimack	L, 1-2
Dec. 1	Alaska Fairbanks	W, 5-1
Dec. 2	Alaska Fairbanks	T, 2-2
Dec. 8	at Bowling Green	W, 3-1
Dec. 9	at Bowling Green	L, 2-7
Dec. 19	Notre Dame	W, 1-0
Dec. 20	Notre Dame	L, 3-7
Dec. 29	vs. UMass-Lowell~	W, 5-2
Dec. 30	vs. Canisius~	W, 3-1
Jan. 12	Bowling Green	W, 3-2
Jan. 13	Bowling Green	W, 3-2
Jan. 19	Northern Michigan	W, 4-2
Jan. 20	Northern Michigan	OTW, 4-3
Jan. 26	at Alaska Fairbanks	T, 3-3
Jan. 27	at Alaska Fairbanks	L, 2-3
Feb. 2	#5 Michigan	W, 4-1
Feb. 3	#5 Michigan	L, 1-4
Feb. 9	at #11 Western Michigan	W, 2-1
Feb. 10	at #11 Western Michigan	T, 3-3
Feb. 16	Ohio State	L, 3-4
Feb. 17	Ohio State	W, 6-1
Feb. 23	at Ferris State	W, 4-2
Feb. 24	at Ferris State	W, 2-1
March 1	Findlay	W, 5-0
March 2	Findlay	W, 4-0
March 9	Ohio State#	OTL, 4-5
March 10	Ohio State#	W, 2-1
March 11	Ohio State#	2OTW, 4-3
March 16	vs. #6 Michigan (F)	L, 2-3

* Maverick Stampede
 ~ SBC Holiday Classic, Huntsville, Ala.
 # CCHA Playoff game
 (F) CCHA Final Four - Joe Louis Arena, Detroit, Mich.

Overall Record: 24-15-3
Home: 17-5-1 • **Away:** 5-9-2 • **Neutral:** 2-1-0
CCHA Record: 15-10-3
CCHA Home: 10-3-1 • **CCHA Away:** 5-7-2
Non-Conference Home: 7-2-0
Non-Conference Away: 0-2-0
Non-Conference Neutral: 2-1-0

CCHA FINAL STANDINGS


School	GP	Conference					GF	GA	Overall				
		W	L	T	Pts	GF			GA	W	L	T	GF
1. Michigan State	28	21	4	3	45	86	37	33	5	4	134	57	
2. Miami	28	17	10	1	35	95	71	20	16	2	120	108	
2. Michigan	28	16	9	3	35	102	60	27	13	5	167	110	
4. Nebraska Omaha	28	15	10	3	33	86	80	24	15	3	127	107	
5. Northern Michigan	28	12	10	6	30	76	71	18	13	7	121	102	
5. Western Michigan	28	12	10	6	30	97	96	20	13	6	149	129	
7. Ohio State	28	13	13	2	28	81	89	17	18	2	118	117	
8. Ferris State	28	9	15	4	22	64	61	13	20	5	91	112	
9. Bowling Green	28	8	15	5	21	72	82	16	19	5	109	110	
10. Alaska Fairbanks	28	7	14	7	21	67	91	9	19	8	90	112	
11. Notre Dame	28	7	15	6	20	72	98	10	22	7	104	150	
12. Lake Superior	28	8	20	0	16	53	95	13	23	0	79	119	

HIGHLIGHTS

- UNO finished the season ranked No. 13 in the final USA Today top 20 poll.
- The Mavericks posted the first winning record in the history of the program and also recorded the most wins (24).
- Nebraska Omaha totaled a school-record 17 home wins and earned home ice for the first round of the CCHA Playoffs.
- The Mavs advanced to the CCHA Final Four for the second consecutive year.
- UNO ranked No. 10 in the NCAA statistics with an 88.2 penalty kill percentage.
- UNO hosted the inaugural Country Inn & Suites Maverick Stampede on Oct. 13-14 and lost in the championship game, 5-1, to eventual NCAA champion Boston College.

STATISTICAL LEADERS

Points David Brisson, 47	Power-Play Goals Greg Zanon, 8	Shots Jeff Hoggan & Greg Zanon, 151
Goals David Brisson, 22	Short-Handed Goals David Brisson, 3	Penalties James Chalmers, 40
Assists David Brisson, 25	Game-Winning Goals Andrew Wong, 6	Penalty Minutes James Chalmers, 96



Forward Billy Pugliese scored the game-winning goal against Ohio State in the CCHA Playoffs to send UNO to the CCHA Final Four.

2000-01 STATISTICS AND RESULTS

OFFENSIVE STATISTICS

Name	----- Overall -----											----- CCHA -----										
	GP	G	A	Pts	Sh	+/-	Penalty No.-Min	PP	SH	GW		GP	G	A	Pts	Sh	+/-	Penalty No.-Min	PP	SH	GW	
David Brisson	41	22	25	47	135	+19	13-26	6	3	3		28	17	23	40	105	+17	8-16	4	3	2	
Jeff Hoggan	42	12	17	29	151	+9	35-78	5	0	1		28	10	11	21	112	+7	26-60	5	0	1	
Greg Zanon	39	12	16	28	151	+3	32-64	8	0	2		26	9	11	20	88	-1	24-48	7	0	2	
Andrew Wong	36	12	12	24	51	+11	8-16	4	0	6		24	10	8	18	41	+10	6-12	4	0	4	
James Chalmers	37	6	15	21	52	+2	40-96	2	0	2		26	4	11	15	35	-3	26-60	1	0	2	
Scott Turner	33	3	15	18	33	+13	13-26	1	0	0		23	2	9	11	23	+6	12-24	1	0	0	
Billy Pugliese	35	10	6	16	84	+1	11-22	0	0	2		24	3	2	5	47	-7	9-18	0	0	1	
Allan Carr	18	9	7	16	30	+11	5-10	2	0	2		12	5	5	10	18	+7	3-6	1	0	1	
Dave Noel-Bernier	40	5	11	16	61	-2	16-32	0	1	1		26	1	7	8	30	-4	11-22	0	0	0	
Aaron Smith	32	8	7	15	63	-1	14-28	4	0	1		23	7	3	10	42	-8	9-18	4	0	1	
Mike Gabinet	30	2	13	15	23	+8	7-14	0	0	0		21	1	11	12	12	+4	7-14	0	0	0	
Jason White	28	5	7	12	52	+4	10-20	2	0	2		21	3	6	9	37	+5	8-16	0	0	0	
Jason Cupp	40	3	9	12	37	+1	13-26	0	0	0		27	1	4	5	20	-3	11-22	0	0	0	
Jason Jaworski	37	2	10	12	73	+5	36-72	0	0	0		26	2	8	10	54	0	25-50	0	0	0	
Zach Scribner	35	2	6	8	44	-2	17-34	1	0	0		23	2	4	6	29	+4	15-30	1	0	0	
Joe Pereira	24	4	2	6	16	+1	9-18	0	0	1		15	4	1	5	8	+1	5-10	0	0	1	
Shane Glover	31	2	4	6	55	-6	15-41	1	0	0		20	0	3	3	32	-6	10-20	0	0	0	
Ed Cassin	27	1	4	5	42	+5	14-28	1	0	1		19	0	2	2	24	0	9-18	0	0	0	
Nick Fohr	41	2	2	4	54	-12	7-14	0	0	0		27	2	1	3	32	-9	5-10	0	0	0	
Kyle O'Keefe	22	2	2	4	19	-2	10-31	0	0	0		12	1	1	2	6	-4	4-19	0	0	0	
Daniel Samuelsson	40	2	1	3	29	+13	9-18	0	0	0		26	1	1	2	21	+3	6-12	0	0	0	
Dan Ellis	39	0	2	2	0	0	1-2	0	0	0		27	0	2	2	0	0	1-2	0	0	0	
Joe Yurecko	28	1	0	1	23	-2	12-24	0	0	0		19	1	0	1	16	-2	11-22	0	0	0	
Josh Lampman	4	0	1	1	3	0	4-8	0	0	0		1	0	0	0	0	0	1-2	0	0	0	
John Rosso	15	0	1	1	6	+4	3-6	0	0	0		8	0	0	0	4	+2	1-2	0	0	0	
TEAM	13	0	0	0	0	0	6-12	0	0	0		9	0	0	0	0	0	5-10	0	0	0	
Total	42	127	195	322	1,287	+83	360-766	37	4	24		28	86	134	220	836	+19	258-543	28	3	15	
Opponents	42	107	167	274	1,157	-107	348-776	35	7	15		28	80	122	202	788	-43	242-548	27	7	10	

GOALTENDING STATISTICS

Name	----- Overall -----											----- CCHA -----										
	GP	Minutes	GA	EN	Avg	Saves	Pct	W	L	T	SO	GP	Minutes	GA	EN	Avg	Saves	Pct	W	L	T	
Dan Ellis	39	2285:26	95	0	2.49	976	.911	21	14	3	1	27	1610:30	70	0	2.61	688	.908	15	9	3	
Rodney McLeod	5	246:21	7	0	1.70	68	.907	3	1	0	1	2	79:31	5	0	3.77	20	.800	0	1	0	
Brian Haaland	1	23:39	0	0	0.00	6	1.000	0	0	0	0	-										
EMPTY NET	13	8:44	0	5	0.00	0	.000	0	0	0	0		6:00	0	5	0.00	0	.000	0	0	0	
Total	42	2564:10	107	5	2.50	1,050	.908	24	15	3	2	28	1696:01	80	5	2.83	708	.898	15	10	3	
Opponents	42	2564:10	127	3	2.97	1,160	.901	15	24	3	1	28	1696:01	86	1	3.04	750	.897	10	15	3	



1999-2000 STATISTICS AND RESULTS

SEASON RESULTS

Oct. 8	Manitoba (exh)	W, 5-3
Oct. 15	#3 Michigan State	L, 2-5
Oct. 16	#3 Michigan State	L, 2-6
Oct. 29	at #10 Northern Michigan	L, 0-2
Oct. 30	at #10 Northern Michigan	T, 4-4
Nov. 5	Notre Dame	T, 2-2
Nov. 6	Notre Dame	W, 5-3
Nov. 12	Western Michigan	W, 3-1
Nov. 13	Western Michigan	T, 4-4
Nov. 19	at Ohio State	L, 2-5
Nov. 20	at Ohio State	T, 2-2
Dec. 3	Alaska Fairbanks	W, 5-3
Dec. 4	Alaska Fairbanks	W, 4-2
Dec. 10	at #8 Michigan	L, 2-6
Dec. 11	at #8 Michigan	L, 1-6
Dec. 17	Minnesota-Duluth	L, 4-5
Dec. 18	Minnesota-Duluth	OTW, 3-2
Dec. 27	vs. #4 Wisconsin^	L, 4-6
Dec. 28	vs. Miami^	W, 4-3
Jan. 7	at Denver	L, 1-4
Jan. 8	at Denver	L, 2-3
Jan. 13	at #6 Michigan State	W, 4-3
Jan. 14	at #6 Michigan State	L, 1-3
Jan. 21	Lake Superior	L, 1-2
Jan. 22	Lake Superior	W, 4-1
Jan. 28	at Ferris State	T, 5-5
Jan. 29	at Ferris State	W, 5-2
Feb. 4	Bowling Green	W, 4-3
Feb. 5	Bowling Green	L, 2-3
Feb. 11	at Notre Dame	W, 3-1
Feb. 12	at Notre Dame	L, 4-7
Feb. 18	Miami	W, 3-1
Feb. 20	Miami	L, 3-6
Feb. 25	Alaska Fairbanks	T, 2-2
Feb. 26	Alaska Fairbanks	L, 4-5
March 2	Niagara	L, 0-6
March 3	Niagara	T, 3-3
March 10	at Northern Michigan#	W, 4-2
March 11	at Northern Michigan#	L, 1-5
March 12	at Northern Michigan#	W, 3-1
March 14	Bowling Green*	W, 3-1
March 17	vs. #6 Michigan (F)	W, 7-4
March 18	vs. #9 Michigan State (F)	L, 0-6

^ Badger Showdown, Milwaukee, Wis.
 # CCHA Playoff Game * CCHA Play-In Game
 (F) CCHA Final Four - Detroit, Mich.

Overall Record: 16-19-7
Home: 9-7-3 • **Away:** 5-10-4 • **Neutral:** 2-2-0
CCHA Record: 10-12-6
CCHA Home: 7-5-2 • **CCHA Away:** 3-7-4
Non-Conference Home: 7-5-2
Non-Conference Away: 2-3-0

CCHA FINAL STANDINGS


School	Conference					Overall						
	GP	W	L	T	Pts	GF	GA	W	L	T	GF	GA
1. Michigan	28	19	6	3	41	112	65	27	10	4	161	104
2. Michigan State	28	18	8	2	38	84	46	27	11	4	141	76
3. Lake Superior	28	17	9	2	36	76	66	18	16	2	96	94
3. Northern Michigan	28	16	8	4	36	93	64	22	13	4	129	86
5. Notre Dame	28	11	10	7	29	65	76	16	8	8	103	119
6. Ferris State	28	13	13	2	28	85	79	21	16	2	127	102
7. Nebraska Omaha	28	10	12	6	26	83	95	16	19	7	121	146
8. Bowling Green	28	12	15	1	25	90	88	17	19	1	115	114
9. Miami	28	10	15	3	23	75	89	13	20	3	99	122
9. Western Michigan	28	10	15	3	23	83	109	12	21	3	105	137
11. Ohio State	28	9	16	3	21	56	90	13	19	4	80	108
12. Alaska Fairbanks	28	4	22	2	10	65	100	6	25	3	78	114

HIGHLIGHTS

- UNO finished the season with 16 victories and had three votes in the final U.S. College Hockey Online poll.
- The Mavs earned a spot in the CCHA Playoffs in their first year in the league. They finished as the runner-up in the CCHA Championship game after a remarkable playoff run, playing six games in nine days.
- Nebraska Omaha played one of the most memorable games in UNO history on March 14 when the Mavs defeat Bowling Green, 3-1, at the Omaha Civic Auditorium.
- David Brisson became the first Maverick to score 30 or more points in a season.
- UNO surpassed the 500,000 fan mark at the Civic Auditorium.

STATISTICAL LEADERS

Points David Brisson, 32	Power-Play Goals David Brisson, 6	Shots Greg Zanon, 127
Goals David Brisson, 17	Short-Handed Goals 4 tied with 1	Penalties Jeff Hoggan, 33
Assists Greg Zanon, 26	Game-Winning Goals Jeff Hoggan, 5	Penalty Minutes Jeff Hoggan, 82



Forward Jeff Hoggan scored the game-winning goal against Bowling Green on March 14, 2000 to send UNO to the CCHA Final Four.



1999-2000 STATISTICS AND RESULTS

OFFENSIVE STATISTICS

Name	----- Overall -----											----- CCHA -----									
	GP	G	A	Pts	Sh	Penalty			Goals			GP	G	A	Pts	Sh	Penalty			Goals	
						+/-	No.-Min	PP	SH	GW	GP						G	A	Pts	+/-	No.-Min
David Brisson	42	17	15	32	93	+12	16-48	6	0	2	28	12	9	21	61	+8	16-48	5	0	2	
Allan Carr	42	11	20	31	90	-6	10-20	4	0	3	28	5	15	20	62	-6	7-14	2	0	1	
Greg Zanon	42	3	26	29	127	-4	28-56	3	0	0	28	2	20	22	93	0	21-42	2	0	0	
Jason Cupp	37	5	22	27	43	-2	11-22	3	0	1	23	5	14	19	30	-4	5-10	3	0	1	
Jeff Hoggan	34	16	9	25	125	+6	33-82	5	1	5	27	10	6	16	99	+5	31-78	1	1	2	
Derek Reynolds	40	8	15	23	91	-7	26-63	2	0	1	26	6	12	18	65	-4	17-45	2	0	1	
Jason White	39	7	13	20	73	-4	13-34	3	0	0	28	6	9	15	54	-4	11-30	3	0	0	
Zach Scribner	32	7	7	14	22	0	15-30	1	1	1	26	5	6	11	18	-1	11-22	1	0	1	
Dave Noel-Bernier	40	9	4	13	74	+2	14-28	1	1	1	26	6	3	9	49	-1	9-18	1	1	1	
James Chalmers	37	5	8	13	36	-1	25-72	2	0	1	24	1	6	7	21	+1	23-68	1	0	0	
Nick Fohr	35	9	3	12	52	-2	5-18	0	0	0	25	7	2	9	42	+1	5-18	0	0	0	
Jeff Edwards	42	5	6	11	53	-6	9-18	0	0	0	28	4	4	8	31	-4	8-16	0	0	0	
Mike Skogland	37	3	8	11	34	+1	11-22	0	1	1	23	3	7	10	20	+5	9-18	0	1	1	
Ed Cassin	40	2	9	11	56	-8	24-75	1	0	0	26	2	8	10	31	-1	19-65	1	0	0	
Billy Pugliese	37	7	3	10	68	-4	18-49	3	0	0	28	5	1	6	54	-5	15-43	3	0	0	
Ryan Bencurik	27	2	7	9	48	-9	15-38	2	0	0	18	2	4	6	34	-8	9-26	2	0	0	
Joe Pereira	14	4	1	5	17	-3	11-22	2	0	0	6	1	0	1	4	-1	4-8	1	0	0	
Shane Glover	26	0	4	4	49	-5	3-6	0	0	0	14	0	3	3	24	+1	1-2	0	0	0	
John Rosso	38	1	2	3	9	-2	9-18	0	0	0	24	1	2	3	8	+7	6-12	0	0	0	
Daniel Samuelsson	42	0	2	2	28	0	16-32	0	0	0	28	0	0	0	16	-7	10-20	0	0	0	
Kendall Sidoruk	33	0	2	2	0	0	2-4	0	0	0	22	0	2	2	0	0	2-4	0	0	0	
Joe Yurecko	20	0	2	2	8	+1	3-6	0	0	0	11	0	0	0	3	0	1-2	0	0	0	
Dan Zaluski	10	0	2	2	2	0	4-8	0	0	0	6	0	2	2	2	0	4-8	0	0	0	
Josh Lampman	2	0	0	0	3	-1	5-13	0	0	0	2	0	0	0	3	-1	5-13	0	0	0	
EMPTY NET	10	0	0	0	0	0	7-22	0	0	0	6	0	0	0	0	0	4-16	0	0	0	
Total	42	121	190	311	1,201	-42	333-806	38	4	16	28	83	135	218	824	-19	253-646	28	3	10	
Opponents	42	146	225	371	1,286	+17	346-866	50	4	19	28	95	147	242	857	+4	260-675	34	4	12	

GOALTENDING STATISTICS

Name	----- Overall -----											----- CCHA -----									
	GP	Minutes	GA	EN	Avg	Saves	Pct	W	L	T	SO	GP	Minutes	GA	EN	Avg	Saves	Pct	W	L	T
Kendall Sidoruk	33	1858:15	105	0	3.39	804	.884	13	11	7	0	22	1274:48	71	0	3.34	551	.886	8	7	6
Rodney McLeod	15	691:08	39	0	3.39	336	.896	3	8	0	0	10	430:57	24	0	3.34	211	.898	2	5	0
EMPTY NET	10	11:20	0	2	0.00	0	.000	0	0	0	0	6	8:03	0	0	0.00	0	.000	0	0	0
Total	42	2560:43	146	2	3.42	1,140	.886	16	19	7	0	28	1713:48	95	0	3.33	762	.889	10	12	6
Opponents	42	2560:43	121	4	2.84	1,080	.899	19	16	7	3	28	1713:48	83	1	2.91	741	.899	12	10	6



1998-99 STATISTICS AND RESULTS

SEASON RESULTS

Oct. 16	#8 Maine	L, 2-7
Oct. 17	#8 Maine	L, 0-3
Oct. 23	at Denver	L, 1-4
Oct. 24	at Denver	L, 1-5
Oct. 30	Minnesota State	L, 1-5
Oct. 31	Minnesota State	W, 6-5
Nov. 6	Army	OTL, 5-6
Nov. 7	Army	L, 1-2
Nov. 20	at Niagara	L, 0-4
Nov. 21	at Niagara	L, 2-6
Nov. 27	Dartmouth	L, 1-2
Nov. 28	Dartmouth	W, 7-4
Dec. 4	at #8 Michigan State	L, 0-2
Dec. 5	at #8 Michigan State	L, 1-3
Dec. 12	RIT	L, 2-4
Dec. 13	RIT	L, 3-5
Dec. 18	Harvard	L, 1-4
Dec. 19	Harvard	L, 3-4
Dec. 31	at Wisconsin	L, 2-6
Jan. 2	Bowling Green	L, 2-4
Jan. 3	Bowling Green	W, 6-1
Jan. 15	Air Force	W, 6-2
Jan. 16	Air Force	W, 4-0
Jan. 22	at Alaska Fairbanks	L, 0-4
Jan. 23	at Alaska Fairbanks	L, 0-7
Jan. 29	Niagara	L, 2-8
Jan. 30	Niagara	W, 3-1
Feb. 5	Manitoba (exh.)	W, 5-2
Feb. 6	Manitoba (exh.)	W, 2-0
Feb. 12	at St. Cloud State	L, 0-2
Feb. 13	at St. Cloud State	L, 0-5
Feb. 18	Bemidji State	W, 8-2
Feb. 19	Bemidji State	W, 7-3
Feb. 26	at Michigan Tech	W, 6-4
Feb. 27	at Michigan Tech	W, 5-3
March 5	at Minnesota State	L, 2-4
March 6	at Minnesota State	W, 5-4

Overall Record: 11-24-0
Home: 8-12-0 • Away: 3-12-0

CCHA FINAL STANDINGS


School	Conference					Overall						
	GP	W	L	T	Pts	GF	GA	W	L	T	GF	GA
1. Michigan State	30	20	3	7	47	91	40	29	6	7	121	56
2. Michigan	30	17	8	5	39	98	72	25	11	6	134	94
3. Ohio State	30	17	10	3	37	87	66	21	16	4	119	98
4. Notre Dame	30	15	11	4	34	92	68	19	14	5	114	100
5. Northern Michigan	30	14	11	5	33	94	83	22	15	5	132	112
6. Ferris State	30	13	12	5	31	76	69	14	16	6	89	87
7. Bowling Green	30	13	14	3	29	102	105	17	18	3	126	135
8. Lake Superior	30	10	17	3	23	79	93	11	23	4	93	130
9. Miami	30	9	17	4	22	78	104	11	20	5	98	130
10. Western Michigan	30	5	17	8	18	69	119	6	20	8	75	130
11. Alaska Fairbanks	30	8	21	1	17	77	124	11	22	1	94	131
<i>Nebraska Omaha began CCHA play in 1999-2000.</i>								11	24	0	95	141

HIGHLIGHTS

- The Maverick penalty killing unit finished the season with an 85.5 percentage that ranked 12th nationally in the NCAA statistics.
- UNO ended the season winning five of its last six games and nine of its last 15 after starting the season with two wins in its first 20 games.
- The Mavs set a school record with eight goals in the Feb. 18 win over Bemidji State and set a two-game series record against BSU with 15 goals in the sweep.
- The Mavericks set a team record with seven short-handed goals.
- UNO finished the season ranked third in the final NCAA attendance figures with 22 sellouts of 8,314 fans.

STATISTICAL LEADERS

Points Jason White, 27	Power-Play Goals James Chalmers, 5	Shots Jeff Hoggan, 99
Goals Jason White, 11	Short-Handed Goals Jeff Hoggan, 3	Penalties Derek Reynolds, 26
Assists Jason White, 16	Game-Winning Goals Dave Noel-Bernier, 3	Penalty Minutes Jeff Edwards, 63



Dave Noel-Bernier scored three game-winning goals in 1998-99.



1998-99 STATISTICS AND RESULTS

OFFENSIVE STATISTICS

Name	GP	G	A	P	Shots	Pct	+/-	No-Min	PP	SH	GW
Jason White	34	11	16	27	94	.117	-7	11-22	3	1	1
Allan Carr	23	8	14	22	64	.132	-1	7-22	2	0	2
Derek Reynolds	32	5	15	20	82	.061	-4	26-52	1	0	0
Shane Glover	33	10	7	17	88	.114	0	5-10	4	0	1
James Chalmers	28	6	11	17	67	.090	-5	21-53	5	0	1
Tom Kowal	31	5	10	15	84	.060	-16	21-42	3	0	1
Jason Cupp	25	4	11	15	38	.105	-5	13-26	3	0	1
Jeff Hoggan	35	9	5	14	99	.091	-6	21-42	0	3	1
Billy Pugliese	31	6	8	14	83	.072	-13	4-8	2	0	0
Kyle O'Keefe	28	5	5	10	47	.106	-6	13-26	0	0	0
Daniel Samuelsson	35	1	8	9	51	.020	0	17-34	0	0	0
Dave Noel-Bernier	25	5	3	8	41	.122	-9	11-33	0	2	3
Ryan Bencurik	28	4	4	8	58	.069	-14	11-22	1	0	0
Nick Fohr	27	4	3	7	24	.167	-1	12-35	1	0	0
Jeff Edwards	31	4	2	6	27	.148	-18	18-63	0	1	0
Zach Scribner	29	0	6	6	24	.000	-7	11-22	0	0	0
Josh Lampman	19	2	3	5	29	.069	-6	13-34	1	0	0
Joe Yurecko	24	2	1	3	22	.091	-8	10-20	1	0	0
Darrin Bradley	12	1	2	3	11	.091	-11	6-12	0	0	0
Colin Strom	16	0	3	3	7	.000	-2	14-39	0	0	0
John Rosso	14	1	1	2	9	.111	-4	2-4	0	0	0
Mike Skogland	26	1	1	2	36	.028	-9	6-12	0	0	0
Sean Cavan	12	1	0	1	15	.067	-7	3-6	0	0	0
Kendall Sidoruk	22	0	1	1	0	.000	0	2-4	0	0	0
Jason Mitchell	15	0	1	1	0	.000	0	0-0	0	0	0
Mike Hanson	4	0	0	0	0	.000	-3	1-2	0	0	0
Christian Graham	27	0	0	0	30	.000	-7	11-22	0	0	0
Rob Facca	1	0	0	0	0	.000	-1	0-0	0	0	0
Team	35	0	0	0	0	.000	0	6-12	0	0	0
Total	35	95	141	236	1130	.084	-170	294-675	25	7	11
Opponents	35	128	214	342	1108	.122	-	297-677	30	1	24

GOALTENDING STATISTICS

Name	GP	Minutes	GA	GAA	Saves	Sv%	W-L-T	SO
Kendall Sidoruk	22	1279:00	70	3.28	602	.888	7-14-0	0
Jason Mitchell	15	814:00	58	4.27	371	.863	4-10-0	1
Total	35	2093:10	128	3.67	973	.878	11-24-0	1
Opponents	35	2102:44	95	2.71	1035	.916	24-11-0	7



1997-98 STATISTICS AND RESULTS

SEASON RESULTS

Oct. 17	Manitoba (exh)	L, 2-3
Oct. 24	at Air Force	L, 2-4
Oct. 26	at Air Force	W, 6-1
Oct. 31	Princeton	L, 2-5
Nov. 1	Princeton	L, 3-5
Nov. 7	UMass-Amherst	L, 2-3
Nov. 8	UMass-Amherst	W, 5-1
Nov. 15	Denver	W, 6-3
Nov. 16	Denver	W, 7-5
Nov. 21	at Army	L, 1-2
Nov. 22	at Army	L, 1-4
Nov. 28	Union	W, 6-3
Nov. 29	Union	L, 3-6
Dec. 5	at Minnesota-Duluth	L, 3-4
Dec. 6	at Minnesota-Duluth	L, 0-3
Dec. 19	Michigan Tech	L, 1-2
Dec. 20	Michigan Tech	L, 1-6
Dec. 31	#5 New Hampshire	L, 2-6
Jan. 9	at #7 St. Cloud State	L, 1-2
Jan. 10	at #7 St. Cloud State	L, 2-6
Jan. 16	at #8 Wisconsin	L, 1-5
Jan. 18	#8 Wisconsin	L, 2-4
Jan. 24	at Alabama-Huntsville	W, 5-2
Jan. 25	at Alabama-Huntsville	T, 3-3
Jan. 30	Air Force	W, 2-1
Jan. 31	Air Force	W, 4-3
Feb. 13	at Minnesota State	W, 7-4
Feb. 14	at Minnesota State	W, 7-4
Feb. 20	Alabama-Huntsville	T, 2-2
Feb. 21	Alabama-Huntsville	W, 4-0
Feb. 27	at Maine	L, 0-11
Feb. 28	at Maine	W, 4-3
March 5	Minnesota State	OTL, 2-3
March 6	Minnesota State	T, 2-2

Overall Record: 12-18-3
Home: 7-9-2 • **Away:** 5-9-1

CCHA FINAL STANDINGS


School	GP	Conference				Pts	GF	GA	Overall			GF	GA
		W	L	T	W				L	T			
1. Michigan State	30	21	5	4	46	110	54	33	6	5	156	76	
2. Michigan	30	22	7	1	45	109	69	34	11	1	163	108	
3. Ohio State	30	19	10	1	39	106	76	27	13	2	161	110	
4. Northern Michigan	30	15	12	3	33	96	90	19	15	4	130	117	
5. Miami	30	14	12	4	32	100	87	19	14	4	134	114	
6. Lake Superior	30	12	14	4	28	82	100	15	18	4	104	121	
6. Notre Dame	30	12	14	4	28	91	89	18	19	4	127	115	
8. Ferris State	30	12	15	3	27	88	106	15	21	3	119	138	
9. Western Michigan	30	9	19	2	20	80	91	10	25	3	94	125	
10. Alaska Fairbanks	30	7	20	3	17	87	138	10	21	4	110	154	
11. Bowling Green	30	6	21	3	15	77	126	8	27	3	100	157	
<i>Nebraska Omaha began CCHA Play in 1999-2000</i>									12	18	3	99	118

HIGHLIGHTS

- In the inaugural season, UNO posted a 12-18-3 record and ranked second in NCAA attendance, averaging 8,314 fans in 19 home sellouts.
- The Mavs earned their first Division I victory on Oct. 26 when they defeat Air Force, 6-1, in Colorado Springs, Colo.
- Jason Cupp became the first Maverick to record a hat trick on Nov. 28 in a 6-3 win over Union.
- UNO set a school record with an eight-game unbeaten streak (6-0-2) after losing 10 straight games.
- The Mavericks earned their first-ever road sweep against Minnesota State in a pair of 7-4 victories, Feb.13-14.

STATISTICAL LEADERS

Points Jason Cupp & Billy Pugliese, 25	Power-Play Goals Billy Pugliese & Andrew Tortorella, 4	Shots Derek Reynolds, 103
Goals Billy Pugliese, 15	Short-Handed Goals James Chalmers & Jason White, 1	Penalties Sean Cavan, 31
Assists Jason Cupp & Derek Reynolds, 14	Game-Winning Goals Jason White, 3	Penalty Minutes Sean Cavan, 78



Goalie Jason Mitchell led UNO with seven wins and a 3.33 goals-against average during the inaugural season.



1997-98 STATISTICS AND RESULTS

OFFENSIVE STATISTICS

Name	GP	G	A	P	Shots	Pct	+/-	No-Min	PP	SH	GW
Billy Pugliese	31	15	10	25	97	.115	+3	12-43	4	0	1
Jason Cupp	33	11	14	25	59	.186	-1	13-26	2	0	0
Andrew Tortorella	25	9	13	22	55	.164	+3	13-26	4	0	0
James Chalmers	30	8	12	20	46	.174	+7	26-71	3	1	1
Derek Reynolds	30	6	14	20	103	.058	+8	13-34	1	0	0
Jeff Edwards	31	7	12	19	57	.123	-5	14-28	2	0	0
Vic Sharma	23	5	14	19	39	.128	+5	13-36	0	0	2
Jason White	33	8	9	17	78	.103	+10	15-38	1	1	3
Ryan Bencurik	33	5	12	17	98	.051	+9	19-46	3	0	0
Sean Cavan	31	9	5	14	76	.118	+7	31-78	2	0	2
Dave Noel-Bernier	33	5	8	13	59	.085	-1	11-33	1	0	0
Josh Lampman	33	2	5	7	44	.045	0	21-58	1	0	1
Jessie Saarinen	14	2	4	6	0	.054	0	6-12	0	0	1
Ryan Glynn	25	2	4	6	19	.105	-2	6-12	0	0	1
Joe Yurecko	28	2	3	5	27	.074	-6	6-12	0	0	0
Mike Skogland	30	1	4	5	23	.043	0	12-24	0	0	0
Christian Graham	33	0	5	5	32	.000	-3	26-52	0	0	0
Tom Kowal	6	1	3	4	14	.071	-4	2-4	1	0	0
Jeff Purcell	8	1	1	2	14	.071	0	6-36	1	0	0
John Rosso	26	0	2	2	4	.000	+5	1-2	0	0	0
Colin Strom	29	0	2	2	12	.000	0	8-16	0	0	0
Jason Mitchell	23	0	0	0	0	.000	0	5-21	0	0	0
Tom Schaffer	4	0	0	0	1	.000	0	0-0	0	0	0
Mike Hanson	13	0	0	0	6	.000	0	1-2	0	0	0
Rob Facca	13	0	0	0	8	.000	-7	1-2	0	0	0
Kendall Sidoruk	11	0	0	0	0	.000	0	1-2	0	0	0
Team	35	0	0	0	0	.000	0	6-12	0	0	0
Total	33	99	156	255	1008	.098	+28	287-724	26	2	12
Opponents	33	118	181	299	1048	.113	-	287-692	39	7	18

GOALTENDING STATISTICS

Name	GP	Minutes	GA	GAA	Saves	Sv%	W-L-T	SO
Jason Mitchell	23	1316:21	73	3.33	625	.895	7-13-2	0
Kendall Sidoruk	11	546:22	39	4.28	250	.859	3-4-1	0
Rodney McLeod	3	131:16	4	1.83	55	.932	2-1-0	1
Total	33	1993:59	118	3.39	930	.887	12-18-3	1
Opponents	33	1993:40	99	2.92	909	.902	18-12-3	2



HISTORY AND RECORDS



SEASON RECORDS

YEAR-BY-YEAR RECORDS

Year	Head Coach	Overall				Conference					Conference Tourney			NCAA		Home					
		W	L	T	Pct.	W	L	T	SW	Pct.	Pts.	Finish	W	L	Finish	Tourney	W	L	T	Pct.	
1997-98	Mike Kemp	12	18	3	.409	--	--	--	--	--	--	--	--	--	--	--	7	9	2	.444	
1998-99	Mike Kemp	11	24	0	.314	--	--	--	--	--	--	--	--	--	--	--	8	12	0	.400	
1999-00	Mike Kemp	16	19	7	.464	10	12	6	--	.464	26	7th	4	2	Finalist	--	9	7	3	.553	
2000-01	Mike Kemp	24	15	3	.607	15	10	3	--	.589	33	4th	2	2	Semifinalist	--	17	5	1	.761	
2001-02	Mike Kemp	21	16	4	.561	13	11	4	--	.536	30	5th	1	2	1st Round	--	14	9	1	.604	
2002-03	Mike Kemp	13	22	5	.388	9	17	2	--	.339	20	10th	0	2	1st Round	--	9	9	3	.500	
2003-04	Mike Kemp	8	26	5	.269	5	19	4	--	.250	14	10th	1	2	1st Round	--	5	11	3	.342	
2004-05	Mike Kemp	19	16	4	.551	13	11	4	--	.600	30	4th	2	1	3rd Round	--	14	6	1	.690	
2005-06	Mike Kemp	20	15	6	.605	12	10	6	--	.536	30	5th	2	2	2nd Round	0-1	12	6	3	.643	
2006-07	Mike Kemp	18	16	8	.524	13	11	4	--	.536	30	5th	2	2	2nd Round	--	13	6	2	.667	
2007-08	Mike Kemp	17	19	4	.488	11	13	4	--	.464	26	8th	2	3	2nd Round	--	8	9	4	.476	
2008-09	Mike Kemp	15	17	8	.475	8	13	7	3	.411	26	8th	2	2	2nd Round	--	10	6	5	.595	
2009-10	Dean Blais	20	16	6	.548	13	12	3	2	.518	44	6th	2	2	2nd Round	--	16	3	2	.810	
2010-11	Dean Blais	21	16	2	.564	17	9	2	-	.643	36	3rd	0	2	1st Round	0-1	13	6	1	.675	
2011-12	Dean Blais	14	18	6	.447	11	12	5	-	.482	27	7th	0	2	1st Round	--	7	8	3	.472	
2012-13	Dean Blais	19	18	2	.513	14	12	2	-	.536	30	7th	1	2	1st Round	--	9	8	1	.528	
2013-14	Dean Blais	17	18	2	.486	13	9	2	1	.583	42	3rd	1	2	1st Round	--	10	11	0	.476	
2014-15	Dean Blais	20	13	6	.590	12	8	4	3	.583	43	3rd	0	2	1st Round	2-1	11	7	2	.600	
2015-16	Dean Blais	18	17	1	.514	8	15	1	0/0	.354	25	6th	0	2	1st Round	--	10	8	0	.556	
2016-17	Dean Blais	17	17	5	.500	9	13	2	0/0	.417	29	6th	1	2	1st Round	--	6	10	2	.389	
2017-18	Mike Gabinet	17	17	2	.500	10	13	1	0/0	.438	31	5th	0	2	1st Round	--	12	4	2	.722	
2018-19	Mike Gabinet	9	24	3	.292	5	17	2	0/1	.250	18	7th	0	2	1st Round	--	7	9	2	.444	
2019-20	Mike Gabinet	14	17	5	.458	8	13	3	0/0	.396	27	6th	Not held due to COVID-19 pandemic								
Totals		380	414	97	.481	229	260	71	10	.472			23	40		2-3	227	169	43	.566	



The 2000-01 Mavericks set a school record by winning 24 games including 15 in CCHA play.



SEASON RECORDS



The Mavericks set a school record in 2006-07 by scoring 153 goals. Senior Scott Parse led the team that season with 24.

YEAR-BY-YEAR TEAM STATISTICS

Year	Offensive Statistics											UNO Power Play				UNO Goaltending						
	GP	G	A	Pts	Shots	Shot%	Pen	Min	+/-	PPG	Att	Pct.	Shots	Shot%	SHG	GWG	Minutes	GA	GAA	Saves	SvPct	Sho
1997-98	33	99	155	254	1,008	.098	287	724	+28	26	--	--	--	--	2	12	1993:59	116	3.49	930	.887	1
1998-99	35	95	141	236	1,130	.084	294	675	-170	25	--	--	--	--	7	11	2093:10	128	3.67	973	.878	0
1999-00	42	121	190	311	1,201	.101	333	806	-42	38	236	.161	--	--	4	16	2560:43	144	3.37	1140	.886	0
2000-01	42	127	195	322	1,287	.099	360	766	+83	37	244	.152	326	.113	4	24	2564:10	102	2.39	1050	.908	4
2001-02	41	112	175	287	1,141	.098	293	618	+74	26	198	.131	261	.100	8	21	2516:59	100	2.38	1144	.918	3
2002-03	40	98	161	259	1,118	.088	308	752	-110	26	183	.142	254	.102	5	13	2428:06	133	3.29	1149	.895	3
2003-04	39	91	152	243	1,078	.084	330	749	-220	36	184	.196	244	.148	2	8	2372:44	130	3.29	1122	.893	0
2004-05	39	133	214	347	1,178	.113	332	791	+50	44	245	.184	314	.143	10	19	2351:00	120	3.06	1045	.894	1
2005-06	41	146	242	388	1,355	.108	302	718	+58	42	239	.176	351	.120	10	20	2496:28	131	3.15	1032	.884	2
2006-07	42	153	260	413	1,282	.119	294	687	+46	50	262	.191	343	.146	9	18	2569:56	124	2.90	984	.885	2
2007-08	40	125	213	338	1,234	.101	294	729	-168	53	222	.239	265	.200	5	17	2472:25	135	3.28	945	.869	1
2008-09	40	98	173	271	1,213	.081	265	623	-38	34	214	.159	283	.120	3	15	2463:33	101	2.46	1052	.911	2
2009-10	42	124	209	333	1,372	.090	261	618	+10	39	204	.191	290	.134	1	20	2554:49	116	2.72	1024	.898	1
2010-11	39	128	220	348	1,405	.091	231	569	+147	28	165	.170	252	.111	6	21	2353:56	99	2.52	994	.909	6
2011-12	38	106	170	276	1,291	.082	199	516	-40	25	146	.171	265	.094	10	14	2320:24	112	2.90	965	.896	1
2012-13	39	127	198	325	1,231	.103	215	548	+103	25	132	.189	184	.136	6	19	2364:28	117	2.97	933	.889	2
2013-14	37	117	204	321	1,256	.093	227	539	-38	37	181	.204	281	.132	4	17	2235:20	120	3.22	875	.879	1
2014-15	39	105	177	282	1,093	.096	168	410	+40	28	145	.193	183	.153	3	20	2410:05	90	2.24	1142	.927	3
2015-16	36	103	182	285	1,083	.095	164	371	-33	24	150	.160	228	.105	9	18	2199:37	107	2.92	968	.900	2
2016-17	39	122	213	335	1,174	.104	202	432	-69	43	185	.232	291	.148	9	17	2370:55	128	3.24	1124	.898	3
2017-18	36	121	206	327	1,089	.111	193	411	-80	39	157	.248	251	.155	2	17	2170:53	134	3.70	1045	.886	0
2018-19	36	90	159	249	991	.091	190	498	-233	35	154	.227	237	.148	1	9	2189:53	132	3.62	1120	.895	4
2019-20	36	108	177	285	1,002	.108	198	487	+4	26	149	.174	244	.107	3	14	2185:11	107	2.94	1001	.903	2
Totals	891	2,649	4,386	7,035	27,212	.097	5,940	14,037	-598	786	--	--	--	--	123	380	53,698:44	2,726	3.05	23,757	.897	44



TEAM SEASON HIGHS/LOWS

Most Wins

24.....	2000-01.....	24-15-3
21.....	2010-11.....	21-16-2
21.....	2001-02.....	21-16-4
20.....	2005-06.....	20-15-6
20.....	2009-10.....	20-16-6
20.....	2014-15.....	20-13-6
19.....	2004-05.....	19-16-4
19.....	2012-13.....	19-18-2
18.....	2006-07.....	18-16-8
18.....	2015-16.....	18-17-1

Fewest Wins

8.....	2003-04.....	8-26-5
9.....	2018-19.....	9-24-3
11.....	1998-99.....	11-24-0
12.....	1997-98.....	12-18-3
13.....	2002-03.....	13-22-5

Most Losses

26.....	2003-04.....	8-26-5
24.....	1998-99.....	11-24-0
24.....	2018-19.....	9-24-3
22.....	2002-03.....	13-22-5
19.....	2007-08.....	17-19-4
19.....	1999-00.....	16-19-7

Fewest Losses

13.....	2014-15.....	20-13-6
15.....	2000-01.....	24-15-3
15.....	2005-06.....	20-15-6
16.....	2010-11.....	21-16-2
16.....	2009-10.....	20-16-6
16.....	2006-07.....	18-16-8
16.....	2004-05.....	19-16-4
16.....	2001-02.....	21-16-4

Most Ties

8.....	2008-09.....	15-17-8
8.....	2006-07.....	18-16-8
7.....	1999-00.....	16-19-7
6.....	2005-06.....	20-15-6
6.....	2009-10.....	20-16-6
6.....	2011-12.....	14-18-6
6.....	2014-15.....	20-13-6

Most Overtime Games

13.....	2006-07.....	2-3-8
11.....	2001-02.....	3-4-4
11.....	2011-12.....	2-3-6
10.....	2008-09.....	1-1-8
10.....	2014-15.....	2-2-6
9.....	2007-08.....	3-2-4
9.....	2005-06.....	2-1-6
9.....	2009-10.....	1-2-6

Most Games Played

42.....	1999-00.....	16-19-7
42.....	2000-01.....	24-15-3
42.....	2006-07.....	18-16-8
42.....	2009-10.....	20-16-6
41.....	2005-06.....	20-15-6
41.....	2001-02.....	21-16-4

Most Conference Wins

17.....	2010-11.....	17-9-2
15.....	2000-01.....	15-10-3
14.....	2012-13.....	14-12-2
13.....	2001-02.....	13-11-4
13.....	2004-05.....	13-11-4
13.....	2006-07.....	13-11-4
13.....	2009-10.....	13-12-3
13.....	2013-14.....	13-9-2

Most Home Wins

17.....	2000-01.....	17-5-1
16.....	2009-10.....	16-3-2
14.....	2004-05.....	14-6-1
14.....	2001-02.....	14-9-1
13.....	2010-11.....	13-6-1
13.....	2006-07.....	13-6-2
12.....	2017-18.....	12-4-2

Most Road Wins

10.....	2016-17.....	10-7-3
9.....	2007-08.....	9-10-0
9.....	2012-13.....	9-9-1
8.....	2010-11.....	8-9-1
8.....	2015-16.....	8-9-1
7.....	2001-02.....	7-7-3
7.....	2013-14.....	7-7-2
7.....	2014-15.....	7-5-2
7.....	2019-20.....	7-9-2
6.....	2005-06.....	6-8-3
6.....	2011-12.....	6-8-3

Best Power-Play Percentage

24.8%	2017-18
23.9%~	2007-08
23.2%	2016-17
22.7%	2018-19
20.4%	2013-14
19.6%	2003-04
19.3%	2014-15
19.1%	2006-07
19.1%	2009-10
18.9%	2012-13

Most Points

413.....	2006-07
388.....	2005-06
348.....	2010-11
347.....	2004-05
338.....	2007-08
335.....	2016-17
333.....	2009-10

Most Goals

153.....	2006-07
146.....	2005-06
133.....	2004-05
128.....	2010-11
127.....	2000-01
127.....	2012-13
125.....	2007-08
122.....	2016-17

Most Assists

260.....	2006-07
242.....	2005-06
220.....	2010-11
214.....	2004-05
213.....	2007-08
213.....	2016-17
209.....	2009-10

Most Power-Play Goals

53.....	2007-08
50.....	2006-07
45.....	2004-05
43.....	2016-17
42.....	2005-06
39.....	2009-10
39.....	2017-18

Most Short-Handed Goals

10.....	2004-05
10.....	2005-06
10.....	2011-12
9.....	2006-07
9.....	2015-16
9.....	2016-17
8.....	2001-02
7.....	1998-99
6.....	2010-11
6.....	2012-13

Most Goals Per Game

3.64.....	2006-07
3.56.....	2005-06
3.41.....	2004-05
3.36.....	2017-18
3.30.....	2010-11
3.22.....	2012-13
3.16.....	2013-14
3.13.....	2007-08
3.13.....	2016-17
3.02.....	2000-01

Fewest Goals Against Per Game

2.31.....	2014-15
2.43.....	2001-02
2.50.....	2010-11
2.54.....	2000-01
2.58.....	2008-09
2.76.....	2009-10
2.80.....	2011-12

Most Penalties

360.....	2000-01
333.....	1999-00
332.....	2004-05
330.....	2003-04
308.....	2002-03

Most Penalty Minutes

806.....	1999-00
791.....	2004-05
766.....	2000-01
752.....	2002-03
749.....	2003-04

Fewest Penalties

164.....	2015-16
168.....	2014-15
190.....	2018-19
193.....	2017-18
198.....	2019-20
199.....	2011-12
202.....	2016-17
215.....	2012-13
227.....	2013-14

Fewest Penalty Minutes

371.....	2015-16
410.....	2014-15
411.....	2017-18
432.....	2016-17
487.....	2019-20
498.....	2018-19
516.....	2011-12
539.....	2013-14
548.....	2012-13

Best Penalty-Kill Percentage

86.2%.....	2000-01
85.5%.....	1998-99
85.5%.....	2001-02
84.0%.....	2009-10
83.7%.....	2008-09
83.7%.....	2014-15

~ Led NCAA



INDIVIDUAL SINGLE-GAME RECORDS - TOP 10

POINTS

1. David Pope.....	1/12/18.....	Miami.....	1-4-5
Jake Guentzel.....	11/28/15.....	Ohio State.....	2-3-5
Scott Parse.....	12/2/06.....	at Bowling Green.....	3-2-5
Alex Nikiforuk.....	10/20/06.....	Niagara.....	1-4-5
Bill Thomas.....	12/29/05.....	Alabama-Huntsville.....	3-2-5
Scott Parse.....	12/29/05.....	Alabama-Huntsville.....	1-4-5
Andrew Wong.....	11/28/03.....	Massachusetts.....	3-2-5
Greg Zanon.....	11/30/02.....	Merrimack.....	1-4-5
9. 32 players (49 times) tied at 4			
Last: Taylor Ward.....	2/1/20.....	Western Michigan.....	3-1-4

SAVES

1. Dan Ellis.....	3/14/03.....	Ohio State.....	53
2. Jerad Kaufmann.....	3/10/08.....	Alaska (30T).....	51
3. Evan Weninger.....	1/26/19.....	at Minnesota Duluth.....	49
4. Chris Holt.....	11/21/02.....	Ferris State.....	47
Jerad Kaufmann.....	12/13/08.....	at Lake Superior.....	47
Ryan Massa.....	12/12/14.....	St. Cloud State.....	47
Evan Weninger.....	12/16/16.....	at Wisconsin.....	47
8. Evan Weninger.....	3/12/16.....	at Denver (20T).....	46
9. Dan Ellis.....	1/19/02.....	Notre Dame.....	45
.....	11/6/15.....	Minnesota Duluth.....	45

GOALS

1. Brandon Scero.....	10/20/06.....	Niagara.....	4
2. Taylor Ward.....	2/1/20.....	Western Michigan.....	3
Kevin Conley.....	11/16/19.....	at Western Michigan.....	3
David Pope.....	2/2/18.....	at St. Cloud State.....	3
Zach Jordan.....	12/8/17.....	Minnesota Duluth.....	3
Austin Ortega.....	12/3/16.....	at Wisconsin.....	3
Josh Archibald.....	1/18/14.....	at Miami.....	3
Dominic Zombo.....	2/1/14.....	St. Cloud State.....	3
Josh Archibald.....	2/8/14.....	at North Dakota.....	3
Josh Archibald.....	1/4/13.....	Colorado College.....	3
Joey Martin.....	1/21/11.....	at North Dakota.....	3
Terry Broadhurst.....	2/5/10.....	Ohio State.....	3
Brandon Scero.....	3/3/07.....	Bowling Green.....	3
Scott Parse.....	12/2/06.....	at Bowling Green.....	3
Bryan Marshall.....	12/1/06.....	at Bowling Green.....	3
Bill Thomas.....	12/29/05.....	Alabama-Huntsville.....	3
Alex Nikiforuk.....	10/14/05.....	Army.....	3
Bryan Marshall.....	2/26/05.....	Alaska Fairbanks.....	3
Andrew Wong.....	12/28/03.....	Massachusetts.....	3
Allan Carr.....	12/1/00.....	Alaska Fairbanks.....	3
Jason Cupp.....	11/28/97.....	Union.....	3

ASSISTS

1. Teemu Pulkkinen.....	12/22/19.....	Arizona State.....	4
David Pope.....	1/12/18.....	Miami.....	4
David Pope.....	11/5/16.....	Colorado College.....	4
Matt White.....	2/16/13.....	at Alaska Anchorage.....	4
Brock Montpetit.....	11/24/12.....	Alabama Huntsville.....	4
John Kemp.....	12/29/08.....	at Yale.....	4
Joey Martin.....	12/29/08.....	at Yale.....	4
Bryan Marshall.....	10/20/07.....	Alabama-Huntsville.....	4
Bryan Marshall.....	2/3/06.....	Lake Superior.....	4
Alex Nikiforuk.....	10/20/06.....	Niagara.....	4
Scott Parse.....	2/18/05.....	at Lake Superior State.....	4
Bryan Marshall.....	12/29/05.....	Alabama-Huntsville.....	4
Scott Parse.....	12/29/05.....	Alabama-Huntsville.....	4
Tomas Klempa.....	11/11/05.....	at Michigan State.....	4
Andrew Wong.....	11/23/02.....	Northern Michigan.....	4



Brandon Scero set the school record for goals in a game with four against Niagara on Oct. 20, 2006.



INDIVIDUAL AND TEAM RECORDS AND STREAKS

FASTEST GOAL TO START A GAME: 0:11

Austin Ortega vs. Colorado College (2/28/14)

FASTEST GOAL TO START A PERIOD: 0:06

Sean Cavan, 3rd period vs. Massachusetts (11/8/97)
Dan Swanson, 3rd period vs. No. Michigan (1/27/07)

FASTEST TWO GOALS: 0:03

Andrew Tortorella, 18:10; Jason Cupp, 18:13
- 3rd period vs. Denver (11/15/97)

FASTEST TWO GOALS BY THE SAME PLAYER: 0:23

Dan Swanson, vs. Michigan (2/13/10)

FASTEST THREE GOALS: 1:27

Terry Broadhurst, 10:47; Dan Swanson, 11:12;
Rich Purslow, 12:14
- 2nd period vs. Northern Michigan (1/22/10)

FASTEST HAT TRICK: 6:51

Bryan Marshall, at Bowling Green (12/1/06)

FASTEST GOAL AGAINST TO START A GAME: 0:08

David Wohlberg at Michigan (10/23/10)

FASTEST GOAL AGAINST TO START A PERIOD: 0:13

Jeff Campbell, 2nd per. at W. Michigan (11/1/02)
Ian Slater, 3rd per. vs. W. Michigan (11/28/09)

MOST PENALTIES

Period: 4

Cody Blanshan, 24 min. vs. Bemidji State (2/15/03)

Game: 6

Sean Cavan, 12 min. at Army (11/22/97)

MOST PENALTY MINUTES

Period: 24

Cody Blanshan vs. Bemidji State (2/15/03)

Game: 26

Josh Lampman vs. Michigan Tech (12/20/97)

Matt Ambroz at Colorado College (12/18/10)

MOST SAVES

Period: 24

Evan Weninger, 2nd per. at Minn. Duluth (1/26/19)

Game: 53

Dan Ellis, vs. Ohio State (3/14/03)

FEWEST SAVES

Period: 1

John Faulkner 3rd per. vs. Bemidji State (3/11/11)

Jason Mitchell 1st per. at Niagara (11/21/98)

Jason Mitchell 3rd per. at Air Force (10/24/97)

Evan Weninger 2nd per. at North Dakota (2/25/17)

Game: 8

Jason Mitchell at Air Force (10/24/97)

John Faulkner vs. Western Michigan (11/28/09)

MOST SHOTS

Period: 29

vs. Bemidji State, 3rd period (2/19/99)

Game:

60, vs. Clarkson (10/8/10) (60-min. game)

66, vs. Alaska (3/10/08) (Playoffs - 30T)

FEWEST SHOTS

Period: 0

at Ohio State, 2nd per. (3/15/03)

Game: 9

at Michigan State (12/4/98)

FEWEST SHOTS AGAINST

Period: 1, several times

Last - at North Dakota, 2nd per. (2/25/17)

Game: 10

vs. Western Michigan (11/28/09)

at Alaska Anchorage (2/15/13)

MOST SHOTS ALLOWED

Period: 23

1st per. at Ohio State (3/14/03)

Game: 57

at Ohio State (3/14/03)

MOST GOALS BY TEAM

Period: 6

3rd per. at Minnesota State (2/14/98)

Game: 11

vs. Miami (1/12/18)

MOST GOALS AGAINST

Period: 6

2nd per. vs. Miami (1/23/16)

Game: 11

at Maine (2/27/98)

MOST PENALTIES BY TEAM: 21

vs. Bowling Green (1/31/03)

MOST PENALTIES BY OPPONENT: 22

vs. Bowling Green (1/3/99)

MOST PENALTY MINUTES BY TEAM: 75

vs. Ohio State (11/19/04)

MOST PENALTY MINUTES BY OPPONENT: 87

vs. Bowling Green (1/3/99)

MOST POWER-PLAY GOALS: 5

vs. Minnesota State (12/18/07)

at North Dakota (1/21/11)

Alabama Huntsville (10/11/19)

MOST POWER-PLAY GOALS AGAINST: 5

at Minnesota State (3/6/04)

at Minnesota Duluth (3/9/13)

at Arizona State (10/27/18)

LONGEST WINNING STREAK: 8

Jan. 11, 2002 to Feb. 2, 2002

LONGEST UNBEATEN STREAK: 10

(6-0-4) - Jan. 21, 2006 to Feb. 24, 2006

LONGEST LOSING STREAK: 10

Dec. 5, 1997 to Jan. 18, 1998

LONGEST WINLESS STREAK: 14

(0-9-5) - Jan. 10, 2009 to Feb. 24, 2009

LONGEST HOME WINNING STREAK: 8

Dec. 21, 2001 to Feb. 15, 2002

Oct. 23, 2015 to Dec. 20, 2015

LONGEST HOME UNBEATEN STREAK: 8

(8-0-0) - Dec. 21, 2001 to Feb. 15, 2002

(8-0-0) - Oct. 23, 2015 to Dec. 20, 2015

LONGEST HOME LOSING STREAK: 6

Feb. 2, 2013 to Oct. 11, 2013 (spanned two seasons)

LONGEST HOME WINLESS STREAK: 8

(0-5-3) - Jan. 10, 2009 to Feb. 24, 2009

LONGEST ROAD WINNING STREAK: 6

Dec. 15, 2007 to Feb. 1, 2008

LONGEST ROAD UNBEATEN STREAK: 8

(6-0-2) - Oct. 15, 2016 to Dec. 9, 2016

LONGEST ROAD LOSING STREAK: 11

Oct. 23, 1998 to Feb. 13, 1999

LONGEST ROAD WINLESS STREAK: 12

(0-11-1) - Nov. 22, 2003 to March 12, 2004

LONGEST CONFERENCE WINNING STREAK: 6

Jan. 18, 2002 to Feb. 2, 2002

LONGEST CONFERENCE UNBEATEN STREAK: 7

(6-0-1) - Jan. 5, 2002 to Feb. 2, 2002

LONGEST CONFERENCE LOSING STREAK: 6

Feb. 7, 2004 to Feb 27, 2004

Nov. 4, 2006 to Nov. 24, 2006

Feb. 19, 2016 to March 5, 2016

LONGEST CONFERENCE WINLESS STREAK: 14

(0-9-5) - Jan. 10, 2009 to Oct. 30, 2009

(spanned two seasons)

LONGEST GAMES

- | | | | |
|----|--------|---------------------|----------------|
| 1. | 104:22 | vs. Alaska | March 9, 2008 |
| 2. | 89:49 | vs. St. Cloud State | March 13, 2015 |
| 3. | 88:54 | at Denver | March 12, 2016 |
| 4. | 87:31 | vs. Ohio State | March 11, 2001 |
| 5. | 80:40 | vs. Notre Dame | March 8, 2002 |



INDIVIDUAL SEASON RECORDS - TOP 10

OFFENSIVE RECORDS

Season Points

1. Scott Parse	2005-06	61
2. Scott Parse	2006-07	52
Ryan Walters	2012-13	52
4. Bill Thomas	2005-06	50
5. Scott Parse	2004-05	49
6. David Brisson	2000-01	47
Austin Ortega	2016-17	47
8. Jake Guentzel	2015-16	46
9. Jeff Hoggan	2001-02	45
Bill Thomas	2004-05	45

Season Goals

1. Josh Archibald	2013-14	29
2. Bill Thomas	2005-06	27
3. Jeff Hoggan	2001-02	24
Scott Parse	2006-07	24
5. David Brisson	2000-01	22
Ryan Walters	2012-13	22
7. Mick Lawrence	2007-08	21
Austin Ortega	2015-16	21
9. Scott Parse	2005-06	20
Austin Ortega	2014-15	20
Austin Ortega	2016-17	20
David Pope	2017-18	20

Season Assists

1. Scott Parse	2005-06	41
2. Scott Parse	2004-05	30
Alex Nikiforuk	2006-07	30
Bryan Marshall	2007-08	30
Ryan Walters	2012-13	30
6. Andrew Wong	2001-02	29
7. Scott Parse	2006-07	28
Eddie DelGrosso	2008-09	28
9. Jake Guentzel	2013-14	27
Ryan Walters	2013-14	27
Jake Guentzel	2015-16	27
Austin Ortega	2016-17	27

Season Power-Play Goals

1. Mick Lawrence	2007-08	15
2. David Pope	2017-18	12
3. Brandon Scero	2007-08	11
4. Bill Thomas	2004-05	9
5. Greg Zanon	2000-01	8
Jeff Hoggan	2001-02	8
Bill Thomas	2005-06	8
Scott Parse	2006-07	8
Tomas Klempa	2008-09	8
Matt Ambroz	2008-09	8
Josh Archibald	2013-14	8
Dominic Zombo	2013-14	8

Austin Ortega	2014-15	8
Tyler Vesel	2016-17	8

Season Short-Handed Goals

1. Jeff Hoggan	2001-02	4
Matt White	2011-12	4
3. David Brisson	2002-03	3
Bill Thomas	2004-05	3
Tomas Klempa	2005-06	3
Scott Parse	2005-06	3
Jake Guentzel	2015-16	3
Justin Parizek	2015-16	3

Season Game-Winning Goals

1. Austin Ortega	2014-15	11*
2. Austin Ortega	2015-16	8
3. Andrew Wong	2000-01	6
Josh Archibald	2013-14	6
5. Bryan Marshall	2004-05	5
Jeff Hoggan	1999-00	5
Dominic Zombo	2012-13	5
8. Shane Glover	2001-02	4
Greg Zanon	2001-02	4
Scotty Turner	2002-03	4
Brandon Scero	2006-07	4
Terry Broadhurst	2009-10	4
Alex Hudson	2010-11	4
Ryan Walters	2011-12	4
Justin Parizek	2016-17	4

Season Shots

1. Jeff Hoggan	2001-02	185
2. Matt White	2011-12	162
3. Austin Ortega	2015-16	157
4. David Brisson	2002-03	152
5. Jeff Hoggan	2000-01	151
Greg Zanon	2000-01	151
7. Austin Ortega	2014-15	144
8. Greg Zanon	2002-03	139
Ryan Walters	2013-14	139
10. Matt White	2010-11	138

Season Plus/Minus

1. Ryan Walters	2012-13	+26
2. Scott Parse	2005-06	+25
3. Joe Grimaldi	2004-05	+24
4. David Brisson	2000-01	+19
Matt Ambroz	2010-11	+19
Joey Martin	2010-11	+19
7. Greg Zanon	2001-02	+18
8. Dan Knapp	2004-05	+16
9. Rich Purslow	2010-11	+15
10. Shane Glover	2001-02	+14
Eddie DelGrosso	2009-10	+14
Brian Cooper	2014-15	+14

GOALTENDING RECORDS

Season Saves

1. Dan Ellis	2001-02	1,098
2. Dan Ellis	2002-03	1,054
3. Evan Weninger	2018-19	1,044
4. Chris Holt	2004-05	991
5. Dan Ellis	2000-01	976
6. John Faulkner	2010-11	931
7. Evan Weninger	2017-18	877
8. Jerad Kaufmann	2005-06	875
9. Ryan Massa	2014-15	827
10. Kendall Sidoruk	1999-00	804

Season Saves Percentage (minimum 150 saves)

1. Ryan Massa	2014-15	.939
2. Evan Weninger	2015-16	.923
3. Dan Ellis	2001-02	.919
4. Jerad Kaufmann	2008-09	.915
5. Dan Ellis	2000-01	.911
6. Jeremie Dupont	2008-09	.910
7. John Faulkner	2010-11	.908
8. Rodney McLeod	2000-01	.907
Isaiah Saville	2019-20	.907
Austin Roden	2019-20	.907

Season Goals Against Average (minimum 10 games)

1. Ryan Massa	2014-15	1.96
2. Jerad Kaufmann	2008-09	2.31
3. Dan Ellis	2001-02	2.42
4. Evan Weninger	2015-16	2.46
5. Dan Ellis	2000-01	2.49
6. John Faulkner	2010-11	2.56
7. John Faulkner	2009-10	2.60
Ryan Massa	2011-12	2.60
9. Jeremie Dupont	2008-09	2.64
10. Kirk Thompson	2014-15	2.70

Season Wins

1. Dan Ellis	2000-01	21
2. Dan Ellis	2001-02	20
John Faulkner	2010-11	20
4. Chris Holt	2004-05	19
5. Jerad Kaufmann	2005-06	17
6. John Faulkner	2012-13	16
7. Evan Weninger	2017-18	15
8. Jerad Kaufmann	2007-08	14
Ryan Massa	2014-15	14
10. Kendall Sidoruk	1999-00	13
Jeremie Dupont	2006-07	13
John Faulkner	2009-10	13
Evan Weninger	2015-16	13

*NCAA Record



INDIVIDUAL SEASON RECORDS - TOP 10



Austin Ortega set an NCAA record with 11 game-winning goals in 2014-15 and would tie the NCAA career record with his 23rd game winner in 2016-17.

PARTICIPATION RECORDS

Goalie Season Games Played

1. Dan Ellis	2001-02	40
2. Dan Ellis	2000-01	39
Dan Ellis	2002-03	39
John Faulkner	2010-11	39
5. Chris Holt	2004-05	37
6. Evan Weninger	2018-19	35
Jerad Kaufmann	2005-06	35
8. Kendall Sidoruk	1999-00	33
9. Jeremie Dupont	2006-07	31
Evan Weninger	2017-18	31

Goalie Season Minutes Played

1. Dan Ellis	2001-02	2404:50
2. Dan Ellis	2000-01	2285:03
3. Dan Ellis	2002-03	2210:38
4. John Faulkner	2010-11	2199:41
5. Chris Holt	2004-05	2189:20
6. Jerad Kaufmann	2005-06	2021:26

7. Evan Weninger	2018-19	1986:55
8. Kendall Sidoruk	1999-00	1858:15
9. Evan Weninger	2017-18	1768:12
10. Jerad Kaufmann	2007-08	1752:55

PENALTY RECORDS

Penalties in a Season

1. James Chalmers	2000-01	40
2. Jeff Hoggan	2001-02	38
3. Jason Jaworski	2000-01	36
4. Jeff Hoggan	2000-01	35
Mike Gabinet	2003-04	35
6. Cody Blanshan	2002-03	34
7. Jeff Hoggan	1999-00	33
Kaleb Betts	2004-05	33
8. Greg Zanon	2000-01	32
Bobby Henderson	2003-04	32

Penalty Minutes in a Season

1. Cody Blanshan	2002-03	103
2. James Chalmers	2000-01	96
3. Jeff Hoggan	2001-02	92
4. Kaleb Betts	2004-05	88
5. Bobby Henderson	2003-04	83
6. Jeff Hoggan	1999-00	82
7. Bobby Henderson	2004-05	79
8. Sean Cavan	1997-98	78
Jeff Hoggan	2000-01	78
10. Ed Cassin	1999-00	75



INDIVIDUAL CAREER RECORDS

OFFENSIVE RECORDS

Points

1. Scott Parse	2003-07	197
2. Bryan Marshall	2004-08	150
3. David Brisson	1999-03	144
4. Austin Ortega	2013-17	139
5. Ryan Walters	2010-14	134
6. Andrew Wong	2000-04	120
7. Jake Guentzel	2013-16	119
8. Dan Charleston	2005-08	116
9. Brandon Scero	2004-08	114
10. Jeff Hoggan	1998-02	113

Goals

1. Scott Parse	2003-07	79
2. Austin Ortega	2013-17	70
3. David Brisson	1999-03	65
4. Jeff Hoggan	1998-02	61
5. Josh Archibald	2011-14	58
6. Brandon Scero	2004-08	55
7. Mick Lawrence	2004-08	51
8. Ryan Walters	2010-14	50
9. Bryan Marshall	2004-08	49
10. Matt White	2010-13	47

Assists

1. Scott Parse	2003-07	118
2. Bryan Marshall	2004-08	101
3. Eddie DelGrosso	2006-10	85
4. Ryan Walters	2010-14	84
5. Andrew Wong	2000-04	80
6. David Brisson	1999-03	79
Jake Guentzel	2013-16	79
8. Greg Zanon	1999-03	77
9. Dan Charleston	2005-09	73
10. Jake Randolph	2014-18	70

Defenseman Points

1. Eddie DelGrosso	2006-10	109
2. Greg Zanon	1999-03	107
3. Ian Brady	2013-17	77
4. Michael Young	2010-14	68
5. Luc Snuggerud	2014-17	65
6. Eric Olimb	2007-11	62
7. Bryce Aneloski	2010-13	60
8. Juha Uotila	2005-08	53
9. Andrej Sustr	2010-13	51
10. Mike Gabinet	2000-04	47

Defenseman Goals

1. Greg Zanon	1999-03	30
2. Eddie DelGrosso	2006-10	24
3. Luc Snuggerud	2014-17	17
4. Andrej Sustr	2010-13	15
Ian Brady	2013-17	15
6. Bryce Aneloski	2010-13	13
Michael Young	2010-14	13
8. Brian Cooper	2012-16	12
9. Ryan Bencurik	1997-99	11
10. Zach Scribner	1998-02	9
Eric Olimb	2007-11	9

Defenseman Assists

1. Eddie DelGrosso	2006-10	85
2. Greg Zanon	1999-03	77
3. Ian Brady	2013-17	62
4. Michael Young	2010-14	55
5. Eric Olimb	2007-11	53
6. Luc Snuggerud	2014-17	48
7. Bryce Aneloski	2010-13	47
8. Juha Uotila	2005-08	46
9. Mike Gabinet	2000-04	41
10. Ryan Jones	2016-20	38
Dean Stewart	2016-20	38

Power-Play Goals

1. Brandon Scero	2004-08	26
2. Scott Parse	2003-07	24
Mick Lawrence	2004-08	24
4. Matt Ambroz	2007-11	22
5. Austin Ortega	2013-17	21
6. Tomas Klempa	2005-09	20
David Pope	2014-18	20
8. Jeff Hoggan	1998-02	18
Alex Nikiforuk	2003-07	18
10. Bill Thomas	2004-06	17

Short-Handed Goals

1. Jeff Hoggan	1998-02	8
2. David Brisson	1999-03	7
Scott Parse	2003-07	7
4. Dan Hacker	2001-05	6
Tomas Klempa	2005-09	6
Matt White	2010-13	6
7. Dave Noel-Bernier	1997-01	4
Justin Parizek	2013-17	4
Tyler Vesel	2014-18	4
10. Alex Nikiforuk	2003-07	3
Bill Thomas	2004-06	3
Michael Young	2010-14	3
Jake Guentzel	2013-16	3
Austin Ortega	2013-17	3

Game-Winning Goals

1. Austin Ortega	2013-17	23~
2. Andrew Wong	2000-04	12
3. Jeff Hoggan	1998-02	10
Bryan Marshall	2004-08	10
5. David Brisson	1999-03	9
Alex Hudson	2008-11	9
7. Brandon Scero	2004-08	8
Ryan Walters	2010-14	8
Dominic Zombo	2011-15	8
10. Allan Carr	1998-01	7
Greg Zanon	1999-03	7
Scott Parse	2003-07	7
Dan Charleston	2005-09	7
Terry Broadhurst	2009-12	7
Josh Archibald	2011-14	7

~ Ties NCAA Record

Shots

1. Jeff Hoggan	1998-02	560
2. Greg Zanon	1999-03	537
3. Austin Ortega	2013-17	532
4. David Brisson	1999-03	501
5. Ryan Walters	2010-14	469
6. Dan Charleston	2005-09	459
7. Scott Parse	2003-07	448
8. Brandon Scero	2004-08	420
9. Matt White	2010-13	415
10. Tomas Klempa	2005-09	411

Plus/Minus

1. David Brisson	1999-03	+37
2. Ryan Walters	2010-14	+34
3. Scott Parse	2003-07	+31
4. Bill Thomas	2004-06	+24
Joe Grimaldi	2004-06	+24
Andrej Sustr	2010-13	+24
7. Alex Hudson	2008-11	+23
Josh Archibald	2011-14	+23
9. Jeff Hoggan	1998-02	+22
10. Andrew Wong	2000-04	+19
Brian Cooper	2012-16	+19

Penalties

1. Jeff Hoggan	1998-02	127
2. James Chalmers	1997-01	112
3. Greg Zanon	1999-03	105
4. Dan Charleston	2005-09	101
5. Matt Ambroz	2007-11	97
6. Mick Lawrence	2004-08	96
7. Jason Jaworski	2000-03	90
8. Dan Knapp	2003-07	84
9. Kaleb Betts	2003-06	81
10. Mike Lefley	2002-06	76
Scott Parse	2003-07	76
Brock Montpetit	2010-14	76

Penalty Minutes

1. Jeff Hoggan	1998-02	294
2. James Chalmers	1997-01	292
3. Matt Ambroz	2007-11	248
4. Mick Lawrence	2004-08	235
5. Dan Charleston	2005-09	221
6. Greg Zanon	1999-02	218
7. Jason Jaworski	2000-03	199
8. Kaleb Betts	2003-06	195
9. Bobby Henderson	2003-07	185
10. Brian Cooper	2012-16	181

Games Played

1. David Brisson	1999-03	159
Scott Parse	2003-07	159
Dan Charleston	2005-09	159
4. Eddie DelGrosso	2006-10	158
5. Daniel Samuelsson	1998-02	156
Dan Hacker	2001-05	156
Mark Bernier	2006-10	156
8. Greg Zanon	1999-03	154
Dan Swanson	2006-10	154
Matt Ambroz	2007-11	154



INDIVIDUAL CAREER RECORDS

GOALTENDING RECORDS

Saves

1. Evan Weninger.....	2015-19.....	3,260
2. Dan Ellis.....	2000-03.....	3,125
3. John Faulkner.....	2009-13.....	2,595
4. Jerad Kaufmann.....	2005-09.....	2,428
5. Ryan Massa.....	2011-15.....	1,879
6. Chris Holt.....	2003-05.....	1,720
7. Jeremie Dupont.....	2006-10.....	1,701
8. Kendall Sidoruk.....	1997-00.....	1,656
9. Jason Mitchell.....	1997-99.....	996
10. Kirk Thompson.....	2013-16.....	853

Save Percentage (minimum 250 saves)

1. Ryan Massa.....	2011-15.....	.917
2. Dan Ellis.....	2000-03.....	.910
3. Evan Weninger.....	2015-19.....	.905
4. Chris Holt.....	2003-05.....	.902
Rodney McLeod.....	1997-01.....	.902
6. John Faulkner.....	2009-13.....	.900
7. Jerad Kaufmann.....	2005-09.....	.898
8. Brian Haaland.....	2000-03.....	.893
9. Jeremie Dupont.....	2005-09.....	.889
10. Kris Oldham.....	2016-18.....	.886

Goals Against Average

(minimum 900 minutes)

1. Ryan Massa.....	2011-15.....	2.47
2. Dan Ellis.....	2000-03.....	2.69
3. John Faulkner.....	2009-13.....	2.73

4. Rodney McLeod.....	1997-01.....	2.81
5. Jerad Kaufmann.....	2005-09.....	2.83
6. <i>Isaiah Saville.....</i>	<i>2019-present.....</i>	<i>2.85</i>
7. Jeremie Dupont.....	2006-10.....	2.95
8. Kirk Thompson.....	2013-16.....	3.03
9. Chris Holt.....	2003-05.....	3.04
10. Evan Weninger.....	2015-19.....	3.14

Wins

1. John Faulkner.....	2009-13.....	54
2. Dan Ellis.....	2000-03.....	53
3. Evan Weninger.....	2015-19.....	48
4. Jerad Kaufmann.....	2005-09.....	45
5. Ryan Massa.....	2011-15.....	32
6. Jeremie Dupont.....	2006-10.....	27
7. Chris Holt.....	2003-05.....	24
8. Kendall Sidoruk.....	1997-00.....	23
9. Kirk Thompson.....	2013-16.....	14
10. Jason Mitchell.....	1997-99.....	11

Shutouts

1. Evan Weninger.....	2015-19.....	8
2. Dan Ellis.....	2000-03.....	7
3. John Faulkner.....	2009-13.....	6
4. Jerad Kaufmann.....	2005-09.....	4
Ryan Massa.....	2011-15.....	4
6. Jeremie Dupont.....	2006-10.....	3
7. Rodney McLeod.....	1997-02.....	2
Kirk Thompson.....	2013-16.....	2
9. Eight Tied at.....		1

Goalie Games Played

1. Dan Ellis.....	2000-03.....	118
2. John Faulkner.....	2009-13.....	116
3. Evan Weninger.....	2015-19.....	115
4. Jerad Kaufmann.....	2005-09.....	104
5. Jeremie Dupont.....	2006-10.....	80
6. Ryan Massa.....	2011-15.....	75
7. Kendall Sidoruk.....	1997-00.....	66
8. Chris Holt.....	2003-05.....	64
9. Kirk Thompson.....	2013-16.....	42
10. Jason Mitchell.....	1997-99.....	38

Goalie Minutes Played

1. Dan Ellis.....	2000-03.....	6900:31
2. Evan Weninger.....	2015-19.....	6522:55
3. John Faulkner.....	2009-13.....	6324:18
4. Jerad Kaufmann.....	2005-09.....	5835:17
5. Jeremie Dupont.....	2006-09.....	4314:56
6. Ryan Massa.....	2011-15.....	4097:57
7. Chris Holt.....	2003-05.....	3688:16
8. Kendall Sidoruk.....	1997-00.....	3683:37
9. Kirk Thompson.....	2013-16.....	2180:54
10. Jason Mitchell.....	1997-99.....	2130:31

OMAHA HOCKEY YEARLY ATTENDANCE FIGURES

Year	Arena	Attendance	Avg. Gm.
1997-98	Omaha Civic Auditorium	149,652	8,314
1998-99	Omaha Civic Auditorium	166,280	8,314
1999-00	Omaha Civic Auditorium	157,966	8,314
2000-01	Omaha Civic Auditorium	191,222	8,314
2001-02	Omaha Civic Auditorium	199,536	8,314
2002-03	Omaha Civic Auditorium	174,594	8,314
2003-04	Qwest Center Omaha	155,505	8,184
2004-05	Qwest Center Omaha	134,782	6,418
2005-06	Qwest Center Omaha	116,318	5,539
2006-07	Qwest Center Omaha	117,155	5,579
2007-08	Qwest Center Omaha	132,402	6,305
2008-09	Qwest Center Omaha	130,528	6,216
2009-10	Qwest Center Omaha	144,181	6,866
2010-11	Qwest Center Omaha	159,886	7,994
2011-12	CenturyLink Center Omaha	141,544	7,864
2012-13	CenturyLink Center Omaha	130,200	7,233
2013-14	CenturyLink Center Omaha	132,961	6,331
2014-15	CenturyLink Center Omaha	124,825	6,241
2015-16	Baxter Arena	124,516	6,918
2016-17	Baxter Arena	106,699	5,928
2017-18	Baxter Arena	110,115	6,118
2018-19	Baxter Arena	104,684	5,815
2019-20	Baxter Arena	102,302	5,683
Total	23 Seasons	3,207,854	

TOP 10 CROWDS IN OMAHA HOCKEY HISTORY

No.	Att.	Date	Opponent	Result
1.	16,138	Jan. 13, 2012	Minnesota Duluth	L, 2-6
2.	15,137	Feb. 11, 2011	Wisconsin	W, 4-1
3.	13,417	Feb. 5, 2010	Ohio State	T, 5-5
4.	12,146	March 2, 2013	Wisconsin	L, 2-6
5.	11,772	Feb. 25, 2012	Minnesota	L, 2-3
6.	11,504	Feb. 26, 2011	Denver	L, 2-4
7.	11,181	Nov. 19, 2010	North Dakota	L, 5-6
8.	11,168	Jan. 30, 2015	North Dakota	OTW, 3-2
9.	10,674	Jan. 31, 2015	North Dakota	OTL, 3-4
10.	10,628	Feb. 13, 2010	Michigan	W, 4-1

LARGEST COLLEGIATE HOCKEY FACILITIES

1.	Value City Arena (Ohio State).....	17,500
2.	Kohl Center (Wisconsin).....	15,237
3.	Ralph Engelstad Arena (North Dakota).....	11,634
4.	Mariucci Arena (Minnesota).....	10,000
5.	William D. Mullins Memorial Center (UMass).....	8,389
6.	XL Center (UConn).....	8,089
7.	Baxter Arena (Omaha).....	7,898
8.	Silvio O. Conte Forum (Boston College).....	7,884
9.	Colorado Springs World Arena (Colorado College).....	7,380
10.	MassMutual Center (AIC).....	6,866



ALL-TIME SERIES HISTORIES

AIR FORCE

UNO leads series 7-1-0

In Omaha: UNO leads 6-0-0

In Colorado Springs, Colo.: Series tied 1-1-0

10/24/97..... Colorado Springs.....	L, 2-4
10/26/97..... Colorado Springs.....	W, 6-1
1/30/98..... Omaha.....	W, 2-1
1/31/98..... Omaha.....	W, 4-3
1/15/99..... Omaha.....	W, 6-2
1/16/99..... Omaha.....	W, 4-0
10/23/15..... Omaha.....	W, 4-2
10/24/15..... Omaha.....	W, 4-1

ALABAMA-HUNTSVILLE

UNO leads series 13-2-3

In Omaha: UNO leads 11-1-2

In Huntsville, Ala.: UNO leads 1-0-1

Neutral Site: Series tied 1-1-0

1/24/98..... Huntsville.....	W, 5-2
1/25/98..... Huntsville.....	T, 3-3
2/20/98..... Omaha.....	T, 2-2
2/21/98..... Omaha.....	W, 4-0
1/11/02..... Omaha.....	W, 4-2
1/12/02..... Omaha.....	W, 3-2
12/29/05..... Omaha.....	W, 8-5
10/20/07..... Omaha.....	W, 5-1
1/28/11..... Omaha.....	W, 4-0
1/29/11..... Omaha.....	OTL, 1-2
12/2/11..... Nashville, Tenn.....	L, 1-3
12/3/11..... Nashville, Tenn.....	W, 6-2
11/23/12..... Omaha.....	W, 3-2
11/24/12..... Omaha.....	W, 8-0
12/20/14..... Omaha.....	W, 2-1
12/21/14..... Omaha.....	T, 3-3
10/11/19..... Omaha.....	W, 6-1
10/12/19..... Omaha.....	W, 5-0

ALASKA ANCHORAGE

UNO leads series 9-2-2

In Omaha: UNO leads 4-0-0

In Anchorage, Alaska: UNO leads 4-1-2

Neutral Site: Series tied 1-1-0

10/14/06..... Anchorage.....	T, 2-2
2/18/11..... Anchorage.....	L, 2-3
2/19/11..... Anchorage.....	W, 4-1
10/14/11..... Fairbanks, Alaska.....	L, 0-3
10/21/11..... Omaha.....	W, 4-1
10/22/11..... Omaha.....	W, 3-1
2/15/13..... Anchorage.....	W, 3-0
2/16/13..... Anchorage.....	OTW, 6-5
10/14/16..... Fairbanks, Alaska.....	W, 3-1
12/29/18..... Omaha.....	W, 3-0
12/30/18..... Omaha.....	W, 4-0
10/31/19..... Anchorage.....	W, 4-3
11/1/19..... Anchorage.....	T, 3-3

ALASKA

UAF leads series 23-17-11

In Omaha: Series tied 10-10-5

In Fairbanks, Alaska: UAF leads 13-7-6

1/22/99..... Fairbanks.....	L, 0-4
1/23/99..... Fairbanks.....	L, 0-7
12/3/99..... Omaha.....	W, 5-3
12/4/99..... Omaha.....	W, 4-2
2/25/00..... Fairbanks.....	OTT, 2-2
2/26/00..... Fairbanks.....	L, 4-5
12/1/00..... Omaha.....	W, 5-1
12/2/00..... Omaha.....	T, 2-2
1/26/01..... Fairbanks.....	T, 3-3
1/27/01..... Fairbanks.....	L, 2-3
12/7/01..... Omaha.....	L, 2-4
12/8/01..... Omaha.....	L, 1-3
2/22/02..... Fairbanks.....	L, 2-3
2/23/02..... Fairbanks.....	T, 2-2
11/8/02..... Omaha.....	OTL, 3-4
11/9/02..... Omaha.....	L, 2-3
2/7/03..... Fairbanks.....	T, 3-3
2/8/03..... Fairbanks.....	OTL, 3-4
12/5/03..... Fairbanks.....	L, 2-5
12/6/03..... Fairbanks.....	L, 1-4
2/27/04..... Omaha.....	L, 0-1
2/28/04..... Omaha.....	W, 7-4
11/5/04..... Fairbanks.....	L, 1-3
11/6/04..... Fairbanks.....	L, 2-3
2/25/05..... Omaha.....	L, 4-6
2/26/05..... Omaha.....	W, 7-2
11/18/05..... Omaha.....	W, 4-2
11/19/05..... Omaha.....	L, 3-4
1/27/06..... Fairbanks.....	W, 4-1
1/28/06..... Fairbanks.....	T, 3-3
11/3/06..... Omaha.....	T, 5-5
11/4/06..... Omaha.....	L, 3-4
2/23/07..... Fairbanks.....	W, 4-3
2/24/07..... Fairbanks.....	W, 5-3
11/23/07..... Omaha.....	W, 4-3
11/24/07..... Omaha.....	T, 4-4
1/18/08..... Fairbanks.....	W, 3-1
1/19/08..... Fairbanks.....	OTW, 4-3
3/6/08..... Omaha.....	W, 4-3
3/8/08..... Omaha.....	L, 3-5
3/9/08..... Omaha.....	3OTW, 2-1
12/5/08..... Omaha.....	T, 0-0 (SOW 2-1)
12/6/08..... Omaha.....	T, 1-1 (SOL 1-2)
1/16/09..... Fairbanks.....	L, 0-2
1/17/09..... Fairbanks.....	T, 1-1 (SOL 1-2)
12/11/09..... Fairbanks.....	L, 3-4
12/12/09..... Fairbanks.....	W, 5-3
1/8/10..... Omaha.....	L, 1-3
1/9/10..... Omaha.....	W, 2-1
10/15/11..... Fairbanks.....	L, 1-4
10/15/16..... Fairbanks.....	OTW, 4-3

ALBERTA

UA leads series 1-0-0

In Omaha: UA leads 1-0-0

10/8/16..... Omaha.....	L, 2-3
-------------------------	--------

AMERICAN INTERNATIONAL

UNO leads series 1-0-0

In Omaha: UNO leads 1-0-0

10/17/08..... Omaha.....	W, 4-1
--------------------------	--------

ARIZONA STATE

UNO leads series 6-3-1

In Omaha: UNO leads 6-1-1

In Tempe, Ariz.: ASU leads 2-0-0

12/19/15..... Omaha.....	W, 3-1
12/20/15..... Omaha.....	W, 6-0
10/20/17..... Omaha.....	W, 5-1
10/21/17..... Omaha.....	T, 4-4
10/26/18..... Tempe.....	L, 3-6
10/27/18..... Tempe.....	L, 2-7
11/23/18..... Omaha.....	W, 6-4
11/24/18..... Omaha.....	W, 4-0
12/21/19..... Omaha.....	L, 4-5
12/22/19..... Omaha.....	W, 8-4

ARMY

Army leads series 4-3-0

In Omaha: Series tied 2-2-0

In West Point, N.Y.: Army leads 2-0-0

Neutral Site: UNO leads 1-0-0

11/21/97..... West Point.....	L, 1-2
11/22/97..... West Point.....	L, 1-4
11/6/98..... Omaha.....	OTL, 5-6
11/7/98..... Omaha.....	L, 1-2
10/14/05..... Omaha.....	W, 3-2
10/9/09..... Omaha.....	W, 6-4
10/12/12..... Kansas City, Mo.....	W, 5-1

BEMIDJI STATE

Series Tied 8-8-4

In Omaha: BSU leads 6-5-3

In Bemidji, Minn.: UNO leads 3-2-1

2/18/99..... Omaha.....	W, 8-2
2/19/99..... Omaha.....	W, 7-3
2/14/03..... Omaha.....	W, 5-2
2/15/03..... Omaha.....	W, 3-2
2/26/10..... Omaha.....	L, 1-3
2/27/10..... Omaha.....	W, 3-2
12/3/10..... Bemidji.....	L, 0-3
12/4/10..... Bemidji.....	L, 1-3
1/14/11..... Omaha.....	T, 2-2
1/15/11..... Omaha.....	OTL, 2-3
3/11/11..... Omaha.....	L, 2-4
3/12/11..... Omaha.....	L, 2-3
11/11/11..... Bemidji.....	T, 3-3
11/12/11..... Bemidji.....	W, 5-1



ALL-TIME SERIES HISTORIES

2/3/12.....Omaha.....	T, 1-1
2/4/12.....Omaha.....	L, 4-6
10/26/12.....Omaha.....	T, 3-3
10/27/12.....Omaha.....	L, 2-3
1/25/13.....Bemidji.....	W, 5-3
1/26/13.....Bemidji.....	W, 2-1

BENTLEY COLLEGE

UNO leads series 3-1-0

In Omaha: UNO leads 3-1-0

12/8/06.....Omaha.....	W, 5-2
12/10/06.....Omaha.....	W, 7-2
10/11/14.....Omaha.....	L, 4-6
10/12/14.....Omaha.....	W, 4-2

BOSTON COLLEGE

BC leads series 1-0-0

In Omaha: BC leads 1-0-0

10/14/00.....Omaha.....	L, 1-5
-------------------------	--------

BOSTON UNIVERSITY

BU leads series 4-1-0

In Omaha: Series tied 1-1-0

In Boston, Mass.: BU leads 2-0-0

Neutral site: BU leads 1-0-0

12/20/01.....Omaha.....	L, 1-4
12/21/01.....Omaha.....	OTW, 4-3
10/25/02.....Boston.....	L, 4-6
12/29/04.....Boston.....	L, 1-4
3/24/06.....Worcester, Mass.....	L, 2-9

BOWLING GREEN

UNO leads series 22-10-3

In Omaha: UNO leads 17-6-2

In Bowling Green, Ohio: UNO leads 5-4-1

1/2/99.....Omaha.....	L, 2-4
1/3/99.....Omaha.....	W, 6-1
2/4/00.....Omaha.....	W, 4-3
2/5/00.....Omaha.....	L, 2-3
3/14/00.....Omaha.....	W, 3-1
12/8/00.....Bowling Green.....	W, 3-1
12/9/00.....Bowling Green.....	L, 2-7
1/12/01.....Omaha.....	W, 3-2
1/13/01.....Omaha.....	W, 3-2
11/30/01.....Bowling Green.....	T, 2-2
12/1/01.....Bowling Green.....	W, 2-1
1/31/03.....Omaha.....	L, 0-5
2/1/03.....Omaha.....	W, 6-3
2/6/04.....Omaha.....	T, 3-3
2/7/04.....Omaha.....	L, 1-3
11/12/04.....Omaha.....	W, 4-2
11/13/04.....Omaha.....	L, 4-6
11/4/05.....Bowling Green.....	L, 3-7
11/5/05.....Bowling Green.....	L, 3-4
3/3/06.....Omaha.....	W, 4-2
3/4/06.....Omaha.....	W, 4-2

12/1/06.....Bowling Green.....	W, 4-1
12/2/03.....Bowling Green.....	W, 7-1
1/12/07.....Omaha.....	W, 2-1
1/13/07.....Omaha.....	W, 7-0
3/2/07.....Omaha.....	OTW, 3-2
3/3/07.....Omaha.....	W, 7-5
2/15/08.....Omaha.....	W, 5-3
2/16/08.....Omaha.....	L, 1-3
10/31/08.....Bowling Green.....	L, 2-3
11/1/08.....Bowling Green.....	W, 5-3
10/30/09.....Omaha.....	T, 3-3 (SOL 1-0)
10/31/09.....Omaha.....	W, 3-1
3/5/10.....Omaha.....	W, 6-1
3/6/10.....Omaha.....	W, 6-1

BRITISH COLUMBIA

UNO leads series 2-0-0

In Omaha: UNO leads 2-0-0

10/2/10.....Omaha.....	W, 6-1
10/1/11.....Omaha.....	W, 4-1

CANISIUS

UNO leads series 1-0-0

Neutral site: UNO leads 1-0-0

12/30/00.....Huntsville, Ala.....	W, 3-1
-----------------------------------	--------

CLARKSON

UNO leads series 1-0-0

In Omaha: UNO leads 1-0-0

10/8/10.....Omaha.....	W, 8-0
------------------------	--------

COLGATE

UNO leads series 3-1-2

In Omaha: CU leads 1-0-1

In Hamilton, N.Y.: UNO leads 3-0-1

10/19/01.....Hamilton.....	W, 5-4
10/20/01.....Hamilton.....	W, 5-3
10/11/02.....Omaha.....	T, 5-5
10/16/09.....Hamilton.....	T, 1-1
10/17/09.....Hamilton.....	W, 4-1
10/8/11.....Omaha.....	L, 3-4

COLORADO COLLEGE

UNO leads series 18-10-5

In Omaha: UNO leads 9-4-3

In Colorado Springs, Colo.: UNO leads 9-6-1

Neutral Site: Tied 0-0-1

10/13/06.....Anchorage, Alaska.....	T, 2-2
12/18/10.....Colorado Springs.....	L, 2-5
12/19/10.....Colorado Springs.....	W, 3-0
11/4/11.....Omaha.....	W, 7-5
11/5/11.....Omaha.....	L, 2-5
2/17/11.....Colorado Springs.....	L, 3-4
2/18/11.....Colorado Springs.....	W, 5-3
1/4/13.....Omaha.....	W, 8-4
1/5/13.....Omaha.....	W, 3-1
12/6/13.....Colorado Springs.....	L, 2-4

12/7/13.....Colorado Springs.....	T, 3-3 (2-1 SOW)
2/28/14.....Omaha.....	W, 6-0
3/1/14.....Omaha.....	OTW, 2-1
1/16/15.....Colorado Springs.....	L, 3-4
1/17/15.....Colorado Springs.....	W, 4-1
3/6/15.....Omaha.....	T, 2-2 (0-1 SOL)
3/7/15.....Omaha.....	W, 4-2
1/29/16.....Colorado Springs.....	L, 1-5
1/30/16.....Colorado Springs.....	W, 6-1
11/4/16.....Omaha.....	L, 1-2
11/5/16.....Omaha.....	W, 6-4
1/13/17.....Colorado Springs.....	W, 5-2
1/14/17.....Colorado Springs.....	W, 4-2
11/10/17.....Colorado Springs.....	W, 5-3
11/11/17.....Colorado Springs.....	L, 0-4
2/23/18.....Omaha.....	W, 4-2
2/24/18.....Omaha.....	T, 2-2 (3v3 L)
11/30/18.....Omaha.....	T, 3-3 (SOW)
12/1/18.....Omaha.....	L, 3-6
1/24/20.....Colorado Springs.....	W, 6-4
1/25/20.....Colorado Springs.....	W, 4-1
2/21/20.....Omaha.....	W, 5-0
2/22/20.....Omaha.....	L, 2-3

CONNECTICUT

UNO leads series 1-0-0

In Omaha: UNO leads 1-0-0

10/9/04.....Omaha.....	W, 4-1
------------------------	--------

CORNELL

CU leads series 2-1-1

In Omaha: CU leads 2-0-0

In Ithaca, N.Y.: UNO leads 1-0-1

10/25/13.....Omaha.....	L, 3-5
10/26/13.....Omaha.....	L, 3-4
10/31/14.....Ithaca.....	T, 1-1
11/1/14.....Ithaca.....	W, 2-1

DARTMOUTH

Series tied at 1-1-0

In Omaha: Series tied at 1-1-0

11/27/99.....Omaha.....	L, 1-2
11/28/99.....Omaha.....	W, 7-4

DENVER

DU leads series 30-9-5

In Omaha: DU leads 12-7-3

In Denver, Colo.: DU leads 18-2-2

11/15/97.....Omaha.....	W, 6-3
11/16/97.....Omaha.....	W, 7-5
10/23/98.....Denver.....	L, 1-4
10/24/98.....Denver.....	L, 1-5
1/7/00.....Denver.....	L, 1-4
1/8/00.....Denver.....	L, 2-3
10/12/02.....Omaha.....	L, 2-3
12/28/03.....Denver.....	L, 3-6
1/1/10.....Denver.....	L, 0-7



ALL-TIME SERIES HISTORIES

2/25/11.....Omaha.....W, 5-2
2/26/11.....Omaha.....L, 2-4
11/18/11.....Denver.....L, 3-7
11/19/11.....Denver.....T, 3-3
3/2/12.....Omaha.....L, 0-3
3/3/12.....Omaha.....OTL, 2-3
1/11/13.....Denver.....L, 4-7
1/12/13.....Denver.....T, 3-3
11/1/13.....Denver.....OTW, 3-2
11/2/13.....Denver.....OTW, 3-2
2/14/14.....Omaha.....W, 4-2
2/15/14.....Omaha.....L, 1-4
3/13/14.....Omaha.....W, 4-3
3/14/14.....Omaha.....L, 1-5
3/15/14.....Omaha.....L, 0-2
1/9/15.....Omaha.....W, 5-4
1/10/15.....Omaha.....W, 1-0
1/8/16.....Omaha.....L, 0-3
1/9/16.....Omaha.....L, 3-4
3/4/16.....Denver.....L, 0-3
3/5/16.....Denver.....L, 1-2
3/11/16.....Denver.....L, 2-5
3/12/16.....Denver.....2OTL, 3-4
1/27/17.....Denver.....L, 3-5
1/28/17.....Denver.....L, 0-5
3/3/17.....Omaha.....L, 2-4
3/4/17.....Omaha.....L, 0-3
1/19/18.....Denver.....L, 0-5
1/20/18.....Denver.....L, 0-4
1/11/19.....Denver.....L, 0-1
1/12/19.....Denver.....OTL, 2-3
3/1/19.....Omaha.....L, 1-4
3/2/19.....Omaha.....T, 3-3 (3v3 L)
1/17/20.....Omaha.....T, 1-1 (SOL)
1/18/20.....Omaha.....T, 2-2 (3v3 L)

FERRIS STATE

UNO leads 16-13-3

In Omaha: UNO leads 10-4-0

In Big Rapids, Mich.: FSU leads 9-6-3

1/28/00.....Big Rapids.....T, 5-5
1/29/00.....Big Rapids.....W, 5-2
10/27/00.....Omaha.....W, 7-4
10/28/00.....Omaha.....W, 7-3
2/23/01.....Big Rapids.....W, 4-2
2/24/01.....Big Rapids.....W, 2-1
11/23/01.....Omaha.....L, 2-7
11/24/01.....Omaha.....W, 5-2
2/28/03.....Big Rapids.....L, 0-5
3/1/03.....Big Rapids.....L, 0-4
11/21/03.....Big Rapids.....W, 4-1
11/22/03.....Big Rapids.....L, 0-4
1/7/04.....Omaha.....L, 2-5
1/8/04.....Omaha.....W, 6-1
1/14/05.....Big Rapids.....T, 2-2
1/15/05.....Big Rapids.....W, 4-1
12/2/05.....Omaha.....W, 5-2

12/4/05.....Omaha.....W, 5-3
1/19/07.....Big Rapids.....W, 3-1
1/20/07.....Big Rapids.....L, 3-6
11/16/07.....Omaha.....L, 1-5
11/18/07.....Omaha.....W, 2-0
11/14/08.....Omaha.....L, 2-3
11/15/08.....Omaha.....W, 4-2
1/30/09.....Big Rapids.....L, 1-7
1/31/09.....Big Rapids.....T, 1-1 (1-2 SOL)
3/6/09.....Omaha.....W, 3-0
3/7/09.....Omaha.....W, 5-2
12/4/09.....Big Rapids.....L, 0-2
12/5/09.....Big Rapids.....L, 1-3
3/12/10.....Big Rapids.....L, 1-3
3/13/10.....Big Rapids.....OTL, 2-3

FINDLAY

UNO leads 2-0-0

In Omaha: UNO leads 2-0-0

3/1/01.....Omaha.....W, 5-0
3/2/01.....Omaha.....W, 4-0

HARVARD

Harvard leads 2-1-0

In Omaha: HU leads 2-0-0

Neutral Site: UNO leads 1-0-0

12/18/98.....Omaha.....L, 1-4
12/19/98.....Omaha.....L, 3-4
3/28/15.....South Bend, Ind.....W, 4-1

HOLY CROSS

UNO leads 1-0-0

Neutral Site: UNO leads 1-0-0

11/26/05.....Troy, N.Y.....W, 6-1

LAKE SUPERIOR STATE

UNO leads 16-9-5

In Omaha: UNO leads 11-4-3

In Sault Ste. Marie, Mich.: Series tied 5-5-2

1/21/00.....Omaha.....L, 1-2
1/22/00.....Omaha.....W, 4-1
11/3/00.....S. Ste. Marie.....L, 3-4
11/4/00.....S. Ste. Marie.....L, 2-5
1/25/02.....Omaha.....W, 3-0
1/26/02.....Omaha.....W, 3-1
12/6/02.....S. Ste. Marie.....W, 4-1
12/7/02.....S. Ste. Marie.....W, 3-0
11/7/03.....Omaha.....W, 7-1
11/8/03.....Omaha.....L, 1-4
12/9/04.....Omaha.....L, 2-5
12/11/04.....Omaha.....W, 5-1
2/18/05.....S. Ste. Marie.....W, 5-2
2/19/05.....S. Ste. Marie.....T, 3-3
3/11/05.....Omaha.....W, 4-3
3/12/05.....Omaha.....OTW, 4-3
2/3/06.....Omaha.....W, 8-0

2/4/06.....Omaha.....T, 2-2
1/5/07.....S. Ste. Marie.....T, 4-4
1/6/07.....S. Ste. Marie.....OTL, 2-3
12/7/07.....Omaha.....T, 1-1
12/8/07.....Omaha.....T, 3-3
12/12/08.....S. Ste. Marie.....W, 3-2
12/13/08.....S. Ste. Marie.....W, 2-1
11/13/09.....Omaha.....W, 4-0
11/14/09.....Omaha.....L, 1-3
1/15/10.....S. Ste. Marie.....L, 1-2
1/16/10.....S. Ste. Marie.....OTL, 4-5
12/30/16.....Omaha.....W, 4-1
12/31/16.....Omaha.....W, 5-3

LETHBRIDGE

UNO leads series, 2-0-0

In Omaha: UNO leads 2-0-0

10/5/09.....Omaha.....W, 2-1
10/8/12.....Omaha.....W, 4-1

MAINE

Maine leads series 4-1-1

In Omaha: Maine leads 2-0-0

In Orono, Maine: Series Tied 1-1-1

In Portland, Maine: Maine leads 1-0-0

2/27/98.....Orono.....L, 0-11
2/28/98.....Orono.....W, 4-3
10/16/98.....Omaha.....L, 2-7
10/17/98.....Omaha.....L, 0-3
1/3/20.....Orono.....T, 2-2
1/4/20.....Portland, Maine.....L, 2-3

MANITOBA

UNO leads series 12-2-0

In Omaha: UNO leads 11-2-0

Neutral Site: UNO leads 1-0-0

10/17/97.....Omaha.....L, 2-3
2/5/99.....Omaha.....W, 5-2
2/6/99.....Omaha.....W, 2-0
10/8/99.....Omaha.....W, 5-3
10/6/00.....Omaha.....W, 6-1
10/5/01.....Kearney, Neb.....W, 6-1
10/6/02.....Omaha.....W, 6-0
10/5/03.....Omaha.....L, 2-5
10/4/04.....Omaha.....W, 7-0
10/10/05.....Omaha.....W, 7-0
10/10/06.....Omaha.....W, 8-0
10/19/07.....Omaha.....W, 8-1
10/13/08.....Omaha.....W, 5-0
10/7/18.....Omaha.....W, 6-1
10/7/19.....Omaha.....T, 3-3



ALL-TIME SERIES HISTORIES

MERCYHURST

UNO leads series 3-0-0

In Omaha: UNO leads 3-0-0

10/24/08.....Omaha.....	W, 3-1
10/25/08.....Omaha.....	W, 5-2
10/7/11.....Omaha.....	W, 5-1

MERRIMACK

Series tied 2-2-1

In Omaha: UNO leads 2-0-1

In N. Andover, Mass.: MU leads 2-0-0

11/24/00.....N. Andover.....	L, 0-2
11/25/00.....N. Andover.....	L, 1-2
11/29/02.....Omaha.....	T, 3-3
11/30/02.....Omaha.....	W, 5-3
10/10/04.....Omaha.....	W, 4-3

MIAMI

Miami leads series 25-19-7

In Omaha: Series tied 11-11-2

In Oxford, Ohio: MU leads 14-7-5

Neutral Site: UNO leads 1-0-0

12/28/99.....Milwaukee, Wis.....	W, 4-3
2/18/00.....Omaha.....	W, 3-1
2/19/00.....Omaha.....	L, 3-6
11/17/00.....Oxford.....	L, 2-3
11/18/00.....Oxford.....	L, 2-6
2/1/02.....Omaha.....	W, 2-0
2/2/02.....Omaha.....	W, 3-0
10/18/02.....Omaha.....	W, 3-2
10/19/02.....Omaha.....	L, 2-5
1/10/03.....Oxford.....	L, 0-3
1/11/03.....Oxford.....	T, 2-2
1/23/04.....Oxford.....	T, 2-2
1/24/04.....Oxford.....	L, 1-7
1/21/05.....Oxford.....	W, 5-2
1/22/05.....Oxford.....	L, 2-4
10/21/05.....Omaha.....	L, 3-6
10/22/05.....Omaha.....	L, 2-3
11/17/06.....Oxford.....	L, 3-7
11/18/06.....Oxford.....	L, 1-2
10/26/07.....Oxford.....	L, 2-7
10/27/07.....Oxford.....	L, 2-5
1/11/08.....Omaha.....	L, 3-6
1/12/08.....Omaha.....	L, 1-4
1/23/09.....Omaha.....	T, 2-2 (3-2 SOW)
1/24/09.....Omaha.....	L, 1-6
2/19/10.....Oxford.....	L, 2-6
2/20/10.....Oxford.....	W, 4-2
11/22/13.....Omaha.....	W, 6-3
11/23/13.....Omaha.....	W, 3-1
1/17/14.....Oxford.....	T, 2-2 (2-3 SOL)
1/18/14.....Oxford.....	W, 5-1
11/5/14.....Oxford.....	L, 2-8
11/6/14.....Oxford.....	W, 5-2
11/20/15.....Oxford.....	T, 3-3

11/21/15.....Oxford.....	OTW, 3-2
1/22/16.....Omaha.....	L, 1-3
1/23/16.....Omaha.....	L, 3-7
11/11/16.....Oxford.....	W, 6-4
11/12/16.....Oxford.....	W, 6-2
1/20/17.....Omaha.....	T, 3-3 (3x3 OTL)
1/21/17.....Omaha.....	W, 2-0
1/12/18.....Omaha.....	W, 11-7
1/13/18.....Omaha.....	W, 4-3
11/2/18.....Omaha.....	L, 1-4
11/3/18.....Omaha.....	W, 6-3
2/8/19.....Oxford.....	W, 3-0
2/9/19.....Oxford.....	L, 2-4
11/22/19.....Omaha.....	T, 3-3 (3v3 L)
11/23/19.....Omaha.....	L, 1-4
2/28/20.....Oxford.....	L, 0-3
2/29/20.....Oxford.....	L, 0-4

MICHIGAN

UM leads series 27-8-3

In Omaha: UM leads 10-5-3

In Ann Arbor, Mich.: UM leads 15-2-0

Neutral Site: UM leads 2-1-0

12/10/99.....Ann Arbor.....	L, 2-6
12/11/99.....Ann Arbor.....	L, 1-6
3/17/00.....Detroit, Mich.....	W, 7-4
2/2/01.....Omaha.....	W, 4-1
2/3/01.....Omaha.....	L, 1-4
3/16/01.....Detroit, Mich.....	L, 2-3
11/16/01.....Omaha.....	T, 4-4
11/17/01.....Omaha.....	OTL, 2-3
2/8/02.....Ann Arbor.....	OTL, 1-2
2/9/02.....Ann Arbor.....	L, 3-6
2/21/03.....Omaha.....	L, 1-6
2/22/03.....Omaha.....	L, 3-5
12/12/03.....Omaha.....	L, 1-2
12/13/03.....Omaha.....	T, 3-3
3/12/04.....Ann Arbor.....	L, 0-2
3/13/04.....Ann Arbor.....	W, 3-1
3/14/04.....Ann Arbor.....	L, 2-5
2/11/05.....Omaha.....	L, 4-6
2/12/05.....Omaha.....	L, 3-4
12/9/05.....Ann Arbor.....	L, 2-4
12/10/05.....Ann Arbor.....	L, 3-7
2/17/06.....Omaha.....	W, 4-3
2/18/06.....Omaha.....	T, 4-4
11/10/06.....Ann Arbor.....	L, 4-6
11/11/06.....Ann Arbor.....	L, 1-5
11/2/07.....Omaha.....	L, 3-6
11/3/07.....Omaha.....	L, 2-3
3/14/08.....Ann Arbor.....	L, 1-10
3/15/08.....Ann Arbor.....	L, 1-2
2/13/09.....Ann Arbor.....	L, 3-8
2/14/09.....Ann Arbor.....	L, 2-4
2/12/10.....Omaha.....	W, 4-3
2/13/10.....Omaha.....	W, 4-1
10/22/10.....Ann Arbor.....	W, 4-2

10/23/10.....Ann Arbor.....	L, 1-6
3/25/11.....St. Louis, Mo.....	OTL, 2-3
11/15/13.....Omaha.....	W, 3-2
11/16/13.....Omaha.....	L, 3-4

MICHIGAN STATE

MSU leads leads 19-11-2

In Omaha: UNO leads 5-4-1

In East Lansing, Mich.: MSU leads 13-6-1

Neutral Site: MSU leads 2-0-0

12/4/98.....East Lansing.....	L, 0-2
12/5/98.....East Lansing.....	L, 1-3
10/15/99.....Omaha.....	L, 2-5
10/16/99.....Omaha.....	L, 2-6
1/13/00.....East Lansing.....	W, 4-3
1/14/00.....East Lansing.....	L, 1-3
3/18/00.....Detroit, Mich.....	L, 0-6
10/20/00.....East Lansing.....	W, 2-1
10/21/00.....East Lansing.....	L, 1-4
10/26/01.....Omaha.....	W, 4-3
10/27/01.....Omaha.....	W, 5-1
1/17/03.....East Lansing.....	L, 2-5
1/18/03.....East Lansing.....	L, 0-7
2/20/04.....East Lansing.....	L, 0-3
2/21/04.....East Lansing.....	L, 0-5
10/29/04.....East Lansing.....	L, 2-5
10/30/04.....East Lansing.....	W, 5-2
3/17/05.....Detroit, Mich.....	L, 0-5
11/11/05.....East Lansing.....	W, 7-4
11/12/05.....East Lansing.....	OTW, 3-2
1/20/06.....Omaha.....	OTL, 3-4
1/21/06.....Omaha.....	W, 3-2
2/2/07.....Omaha.....	L, 1-5
2/3/07.....Omaha.....	T, 3-3
3/9/07.....East Lansing.....	L, 2-4
3/10/07.....East Lansing.....	L, 1-4
2/1/08.....East Lansing.....	OTW, 5-4
2/2/08.....East Lansing.....	L, 2-4
11/21/08.....Omaha.....	W, 7-1
11/22/08.....Omaha.....	W, 3-1
11/5/09.....East Lansing.....	L, 0-3
11/6/09.....East Lansing.....	T, 3-3 (2-1 SOW)

MICHIGAN TECH

UNO leads series 8-3-1

In Omaha: Series tied 3-3-0

In Houghton, Mich.: UNO leads 5-0-1

12/19/97.....Omaha.....	L, 1-2
12/20/97.....Omaha.....	L, 1-6
2/26/99.....Houghton.....	W, 6-4
2/27/99.....Houghton.....	W, 5-3
12/9/10.....Omaha.....	W, 5-2
12/10/10.....Omaha.....	W, 3-1
2/10/12.....Houghton.....	T, 3-3
2/11/12.....Houghton.....	W, 4-0
11/2/12.....Houghton.....	W, 2-1
11/3/12.....Houghton.....	W, 5-3



ALL-TIME SERIES HISTORIES

2/1/13.....Omaha.....W, 4-3
 2/2/13.....Omaha.....OTL, 1-2

MINNESOTA

UM leads series 4-3-0

In Omaha: UM leads 3-0-0
 In Minneapolis, Minn.: UNO leads 3-1-0

10/11/03.....Omaha.....L, 3-7
 10/15/10.....Minneapolis.....W, 5-4
 10/16/10.....Minneapolis.....W, 4-2
 2/24/12.....Omaha.....OTL, 2-3
 2/25/12.....Omaha.....L, 2-3
 11/30/12.....Minneapolis.....W, 3-2
 12/1/12.....Minneapolis.....L, 2-3

MINNESOTA DULUTH

UMD leads series 25-11-3

In Omaha: UMD leads 11-8-0
 In Duluth, Minn.: UMD leads 14-3-3

12/5/97.....Duluth.....L, 3-4
 12/6/97.....Duluth.....L, 0-3
 12/17/99.....Omaha.....L, 4-5
 12/18/99.....Omaha.....OTW, 3-2
 10/12/01.....Omaha.....L, 2-5
 3/4/11.....Duluth.....L, 1-4
 3/5/11.....Duluth.....W, 5-2
 1/13/12.....Omaha.....L, 2-6
 1/14/12.....Omaha.....W, 3-1
 11/10/12.....Omaha.....W, 3-2
 11/11/12.....Omaha.....W, 6-3
 3/8/13.....Duluth.....L, 4-5
 3/9/13.....Duluth.....L, 0-6
 1/10/14.....Omaha.....L, 2-3
 1/11/14.....Omaha.....L, 1-3
 3/7/14.....Duluth.....L, 2-8
 3/8/14.....Duluth.....W, 4-1
 11/21/14.....Omaha.....L, 2-3
 11/22/14.....Omaha.....W, 4-1
 2/27/15.....Duluth.....T, 1-1 (2-0 SOW)
 2/28/15.....Duluth.....T, 1-1 (2-1 SOW)
 11/6/15.....Omaha.....W, 4-2
 11/7/15.....Omaha.....W, 4-2
 11/18/16.....Omaha.....L, 4-6
 11/19/16.....Omaha.....L, 2-3
 2/3/17.....Duluth.....T, 2-2 (0-1 SOL)
 2/4/17.....Duluth.....L, 0-5
 12/8/17.....Omaha.....W, 7-5
 12/9/17.....Omaha.....L, 2-6
 3/2/18.....Duluth.....W, 4-1
 3/3/18.....Duluth.....L, 1-4
 1/25/19.....Duluth.....L, 2-7
 1/26/19.....Duluth.....L, 1-3
 3/15/19.....Duluth.....OTL, 1-2
 3/16/19.....Duluth.....L, 1-4
 12/6/19.....Omaha.....L, 3-6
 12/7/19.....Omaha.....L, 3-4
 2/7/20.....Duluth.....L, 2-3

2/8/20.....Duluth.....L, 1-4

MINNESOTA STATE

MSU leads series 18-16-5

In Omaha: Series tied 8-8-3
 In Mankato, Minn.: MSU leads 10-8-2

2/13/98.....Mankato.....W, 7-4
 2/14/98.....Mankato.....W, 7-4
 3/5/98.....Omaha.....OTL, 2-3
 3/6/98.....Omaha.....T, 2-2
 10/30/98.....Omaha.....L, 1-5
 10/31/98.....Omaha.....W, 6-5
 3/5/99.....Mankato.....L, 2-4
 3/6/99.....Mankato.....W, 5-4
 2/28/02.....Omaha.....W, 4-2
 3/2/02.....Mankato.....OTL, 3-4
 3/6/03.....Mankato.....L, 0-3
 3/8/03.....Omaha.....T, 2-2
 3/2/04.....Omaha.....L, 3-5
 3/6/04.....Mankato.....L, 1-9
 3/3/05.....Omaha.....L, 2-6
 3/5/05.....Mankato.....L, 4-6
 11/22/05.....Omaha.....L, 3-6
 1/3/06.....Mankato.....L, 2-5
 11/21/06.....Mankato.....T, 4-4
 1/16/07.....Omaha.....OTL, 2-3
 12/18/07.....Omaha.....W, 6-3
 2/26/08.....Mankato.....W, 4-2
 1/3/09.....Mankato.....L, 3-4
 2/24/09.....Omaha.....T, 2-2
 12/18/09.....Mankato.....T, 1-1
 12/19/09.....Omaha.....OTW, 2-1
 11/5/10.....Omaha.....W, 5-1
 11/6/10.....Omaha.....W, 5-2
 1/20/12.....Mankato.....OTW, 2-1
 1/21/12.....Mankato.....OTL, 4-5
 12/14/12.....Omaha.....L, 3-6
 12/15/12.....Omaha.....W, 5-1
 3/15/13.....Mankato.....OTL, 3-4
 3/16/13.....Mankato.....W, 2-1
 3/17/13.....Mankato.....L, 1-3
 10/10/14.....Omaha.....W, 5-3
 10/11/14.....Omaha.....L, 2-4
 10/9/15.....Mankato.....W, 3-2
 10/10/15.....Mankato.....W, 2-0

NAIT

Series tied 1-1-0

In Omaha: Series tied 1-1-0
 10/7/13.....Omaha.....W, 6-1
 10/6/14.....Omaha.....L, 0-4

NEW HAMPSHIRE

UNH leads series 4-2-0

In Omaha: Series tied 2-2-0
 In Durham, N.H.: UNH leads 2-0-0
 12/31/97.....Omaha.....L, 2-6

10/15/05.....Omaha.....W, 5-3
 1/3/14.....Durham.....L, 3-6
 1/4/14.....Durham.....L, 2-5
 12/30/14.....Omaha.....OTW, 2-1
 12/31/14.....Omaha.....L, 2-6

NIAGARA

NU leads series 4-3-1

In Omaha: UNO leads 3-2-1
 In Niagara, N.Y.: NU leads 2-0-0

11/20/98.....Niagara.....L, 0-4
 11/21/98.....Niagara.....L, 2-6
 1/29/99.....Omaha.....L, 2-8
 1/30/99.....Omaha.....W, 3-1
 3/2/00.....Omaha.....L, 0-6
 3/3/00.....Omaha.....T, 3-3
 10/13/00.....Omaha.....W, 4-0
 10/20/06.....Omaha.....W, 10-1

NIPISSING

UNO leads series 1-0-0

In Omaha: UNO leads 1-0-0
 10/6/17.....Omaha.....W, 5-2

NORTH DAKOTA

UND leads series 24-13-1

In Omaha: UND leads 12-6-0
 In Grand Forks, N.D.: UND leads 12-7-1

11/19/10.....Omaha.....L, 5-6
 11/20/10.....Omaha.....W, 1-0
 1/21/11.....Grand Forks.....W, 8-4
 1/22/11.....Grand Forks.....L, 2-4
 12/9/11.....Grand Forks.....OTW, 2-1
 12/10/11.....Grand Forks.....L, 0-1
 2/8/13.....Omaha.....L, 1-2
 2/9/13.....Omaha.....L, 2-5
 11/9/13.....Omaha.....W, 4-2
 11/10/13.....Omaha.....L, 2-3
 2/7/14.....Grand Forks.....L, 2-4
 2/8/14.....Grand Forks.....W, 6-3
 11/28/14.....Grand Forks.....T, 2-2 (1-0 SOW)
 11/29/14.....Grand Forks.....L, 2-3
 1/30/15.....Omaha.....OTW, 3-2
 1/31/15.....Omaha.....OTL, 3-4
 1/15/16.....Grand Forks.....OTW, 4-3
 1/16/16.....Grand Forks.....L, 1-5
 2/26/16.....Omaha.....L, 2-4
 2/27/16.....Omaha.....L, 1-4
 1/6/17.....Omaha.....L, 1-9
 1/7/17.....Omaha.....L, 3-7
 2/24/17.....Grand Forks.....L, 4-6
 2/25/17.....Grand Forks.....W, 3-0
 1/5/18.....Grand Forks.....W, 4-1
 1/6/18.....Grand Forks.....L, 0-7
 2/16/18.....Omaha.....W, 6-3
 2/17/18.....Omaha.....L, 0-3
 3/9/18.....Grand Forks.....L, 0-4



ALL-TIME SERIES HISTORIES

3/10/18.....Grand Forks.....	OTL, 3-4
1/18/19.....Omaha.....	L, 3-4
1/19/19.....Omaha.....	W, 4-3
3/8/19.....Grand Forks.....	L, 1-2
3/9/19.....Grand Forks.....	OTL, 4-5
1/10/20.....Grand Forks.....	W, 6-3
1/11/20.....Grand Forks.....	L, 1-4
3/6/20.....Omaha.....	W, 4-1
3/7/20.....Omaha.....	L, 0-5

NORTHERN MICHIGAN

UNO leads series 20-17-3

In Omaha: UNO leads 14-5-0

In Marquette, Mich.: NMU leads 12-6-3

10/29/99.....Marquette.....	L, 0-2
10/30/99.....Marquette.....	T, 4-4
3/10/00.....Marquette.....	W, 4-2
3/11/00.....Marquette.....	L, 1-5
3/12/00.....Marquette.....	W, 2-1
1/19/01.....Omaha.....	W, 4-2
1/20/01.....Omaha.....	OTW, 4-3
1/4/02.....Marquette.....	L, 1-3
1/5/02.....Marquette.....	T, 2-2
11/22/02.....Omaha.....	L, 1-2
11/23/02.....Omaha.....	W, 5-4
11/14/03.....Omaha.....	W, 2-1
11/15/03.....Omaha.....	L, 2-4
12/3/04.....Marquette.....	L, 2-3
12/4/04.....Marquette.....	L, 3-6
1/7/05.....Omaha.....	W, 3-1
1/8/05.....Omaha.....	W, 3-1
2/10/06.....Marquette.....	W, 2-1
2/11/06.....Marquette.....	W, 8-3
3/10/06.....Marquette.....	L, 1-4
3/11/06.....Marquette.....	L, 2-3
10/21/06.....Omaha.....	L, 2-5
1/26/07.....Omaha.....	W, 5-2
1/27/07.....Omaha.....	W, 6-1
2/22/08.....Marquette.....	L, 4-6
2/23/08.....Marquette.....	OTL, 3-4
1/9/09.....Omaha.....	W, 4-3
1/10/09.....Omaha.....	L, 2-3
11/20/09.....Marquette.....	L, 1-5
11/21/09.....Marquette.....	L, 3-6
1/22/10.....Omaha.....	W, 7-2
1/23/10.....Omaha.....	W, 5-3
10/19/12.....Omaha.....	W, 5-2
10/20/12.....Omaha.....	L, 1-2
10/18/13.....Marquette.....	W, 2-1
10/19/13.....Marquette.....	L, 3-6
11/25/16.....Marquette.....	T, 2-2
11/26/16.....Marquette.....	W, 2-0
11/24/17.....Omaha.....	W, 4-3
11/25/17.....Omaha.....	W, 4-1

NOTRE DAME

ND leads series 21-11-4

In Omaha: ND leads 10-5-2

In Notre Dame, Ind.: ND leads 10-6-2

Neutral Site: ND leads 1-0-0

11/5/99.....Omaha.....	T, 2-2
11/6/99.....Omaha.....	W, 5-3
2/11/00.....Notre Dame.....	W, 3-1
2/12/00.....Notre Dame.....	L, 4-7
12/19/00.....Omaha.....	W, 1-0
12/20/00.....Omaha.....	L, 3-7
1/18/02.....Notre Dame.....	W, 3-2
1/19/02.....Notre Dame.....	W, 4-2
3/8/02.....Omaha.....	2OTW, 3-2
3/9/02.....Omaha.....	OTL, 1-2
3/10/02.....Omaha.....	L, 1-2
1/3/03.....Omaha.....	L, 3-5
1/4/03.....Omaha.....	W, 5-3
10/30/03.....Notre Dame.....	L, 2-4
10/31/03.....Notre Dame.....	L, 0-2
2/4/05.....Notre Dame.....	T, 1-1
2/5/05.....Notre Dame.....	W, 6-3
1/6/06.....Omaha.....	L, 1-4
1/7/06.....Omaha.....	T, 2-2
11/24/06.....Omaha.....	L, 2-4
11/25/06.....Omaha.....	W, 3-2
2/9/07.....Notre Dame.....	L, 2-4
2/10/07.....Notre Dame.....	T, 2-2
11/30/07.....Notre Dame.....	L, 4-5
12/1/07.....Notre Dame.....	L, 0-5
2/20/09.....Omaha.....	OTL, 3-4
2/21/09.....Omaha.....	L, 0-1
3/13/09.....Notre Dame.....	L, 0-5
3/14/09.....Notre Dame.....	L, 0-1
1/29/10.....Notre Dame.....	W, 5-3
1/30/10.....Notre Dame.....	L, 2-3
10/13/12.....Kansas City, Mo.....	L, 2-3
10/26/17.....Notre Dame.....	W, 6-4
10/27/17.....Notre Dame.....	L, 4-5
10/19/18.....Omaha.....	L, 1-4
10/20/18.....Omaha.....	L, 2-8

OHIO STATE

UNO leads series 18-14-5

In Omaha: UNO leads 11-3-3

In Columbus, Ohio: OSU leads 11-7-2

11/19/99.....Columbus.....	L, 2-5
11/20/99.....Columbus.....	T, 2-2
2/16/01.....Omaha.....	L, 3-4
2/17/01.....Omaha.....	W, 6-1
3/9/01.....Omaha.....	OTL, 4-5
3/10/01.....Omaha.....	W, 2-1
3/11/01.....Omaha.....	2OTW, 4-3
11/2/01.....Columbus.....	L, 0-1
11/3/01.....Columbus.....	W, 4-1
12/13/02.....Columbus.....	L, 1-4

12/14/02.....Columbus.....	L, 1-3
1/24/03.....Omaha.....	W, 4-0
1/25/03.....Omaha.....	W, 3-1
3/14/03.....Columbus.....	L, 1-4
3/15/03.....Columbus.....	L, 1-3
2/13/04.....Columbus.....	L, 1-3
2/14/04.....Columbus.....	L, 3-4
11/19/04.....Omaha.....	W, 4-0
11/20/04.....Omaha.....	T, 4-4
1/13/06.....Columbus.....	W, 2-0
1/14/06.....Columbus.....	T, 2-2
2/16/07.....Omaha.....	L, 3-4
2/17/07.....Omaha.....	OTW, 2-1
11/8/07.....Columbus.....	W, 5-2
11/9/07.....Columbus.....	W, 5-2
2/8/08.....Omaha.....	T, 3-3
2/9/08.....Omaha.....	W, 5-2
11/28/08.....Columbus.....	L, 3-4
11/29/08.....Columbus.....	L, 2-3
2/5/10.....Omaha.....	T, 5-5 (3-2 SOW)
2/6/10.....Omaha.....	W, 4-3
11/7/14.....Columbus.....	W, 4-1
11/8/14.....Columbus.....	W, 4-3
11/27/15.....Omaha.....	W, 3-1
11/28/15.....Omaha.....	W, 6-4
11/18/19.....Columbus.....	L, 2-3
11/19/19.....Columbus.....	W, 2-1

PRINCETON

PU leads series 5-0-0

In Omaha: PU leads 3-0-0

In Princeton, N.J.: PU leads 2-0-0

10/31/97.....Omaha.....	L, 2-5
11/1/97.....Omaha.....	L, 3-5
12/29/06.....Princeton.....	OTL, 2-3
12/30/07.....Omaha.....	L, 3-5
12/30/08.....Princeton.....	L, 1-5

PROVIDENCE

UNO leads series 2-1-0

In Omaha: UNO leads 1-0-0

Neutral Site: Series tied 1-1-0

10/13/01.....Omaha.....	OTW, 4-3
11/25/05.....Troy, N.Y.....	W, 4-2
4/9/15.....Boston, Mass.....	L, 1-4

QUINNIPIAC

QU leads series 4-1-1

In Omaha: UNO leads 1-0-1

In Hamden, Conn.: QU leads 4-0-0

12/30/10.....Hamden.....	L, 3-4
12/31/10.....Hamden.....	L, 2-3
12/30/11.....Omaha.....	T, 2-2
12/31/11.....Omaha.....	W, 4-1
12/29/12.....Hamden.....	L, 4-5
12/30/12.....Hamden.....	L, 1-3



ALL-TIME SERIES HISTORIES

RIT

Series tied 2-2-0
 In Omaha: RIT leads 2-1-0
 Neutral Site: UNO leads 1-0-0
 12/12/98.....Omaha.....L, 2-4
 12/13/98.....Omaha.....L, 3-5
 10/9/10.....Omaha.....W, 5-3
 3/29/15.....South Bend, Ind.....W, 4-0

ST. CLOUD STATE

SCSU leads series 25-11-2
 In Omaha: SCSU leads 9-6-1
 In St. Cloud, Minn.: SCSU leads 16-5-1
 1/9/98.....St. Cloud.....L, 1-2
 1/10/98.....St. Cloud.....L, 2-6
 2/12/99.....St. Cloud.....L, 0-2
 2/13/99.....St. Cloud.....L, 0-5
 11/12/10.....St. Cloud.....W, 3-0
 11/13/10.....St. Cloud.....T, 4-4
 2/4/11.....Omaha.....W, 3-0
 2/5/11.....Omaha.....W, 4-3
 11/26/11.....Omaha.....W, 4-3
 11/27/11.....Omaha.....T, 2-2
 3/9/12.....St. Cloud.....L, 0-3
 3/10/12.....St. Cloud.....L, 1-3
 12/7/12.....St. Cloud.....W, 6-5
 12/8/12.....St. Cloud.....L, 1-2
 1/31/14.....Omaha.....L, 3-5
 2/1/14.....Omaha.....W, 8-6
 12/12/14.....Omaha.....W, 3-2
 12/13/14.....Omaha.....W, 5-3
 2/20/15.....St. Cloud.....L, 3-4
 2/21/15.....St. Cloud.....L, 0-2
 3/13/15.....Omaha.....2OTL, 1-2
 3/14/15.....Omaha.....L, 1-3
 12/4/15.....St. Cloud.....L, 1-4
 12/5/15.....St. Cloud.....W, 7-2
 2/19/16.....Omaha.....L, 1-4
 2/20/16.....Omaha.....L, 3-6
 12/9/16.....St. Cloud.....W, 3-1
 12/10/16.....St. Cloud.....L, 2-4
 12/1/17.....Omaha.....L, 4-7
 12/2/17.....Omaha.....L, 0-5
 2/2/18.....St. Cloud.....L, 3-5
 2/3/18.....St. Cloud.....L, 2-6
 12/7/18.....St. Cloud.....L, 0-2
 12/8/18.....St. Cloud.....L, 1-7
 2/22/19.....Omaha.....L, 1-4
 2/23/19.....Omaha.....L, 0-5
 12/13/19.....St. Cloud.....L, 1-4
 12/14/19.....St. Cloud.....OTW, 4-3

ST. LAWRENCE

Series tied 0-0-1
 Neutral: Series Tied 0-0-1
 1/2/10.....Denver, Colo.....T, 2-2

TRINITY WESTERN

UNO leads series 1-0-0
 In Omaha: UNO leads 1-0-0
 1/2/16.....Omaha.....W, 6-0

UMASS

UNO leads series 5-2-1
 In Omaha: UNO leads 4-1-1
 In Amherst, Mass.: Series tied 1-1-0
 11/7/97.....Omaha.....L, 2-3
 11/8/98.....Omaha.....W, 5-1
 11/10/00.....Omaha.....W, 3-2
 11/11/00.....Omaha.....W, 3-1
 10/27/02.....Amherst.....OTW, 3-2
 11/28/03.....Omaha.....W, 7-2
 11/29/03.....Omaha.....T, 1-1
 12/30/04.....Amherst.....L, 2-5

UMASS-LOWELL

UNO leads series 4-2-0
 In Omaha: UNO leads 2-1-0
 In Lowell, Mass.: Series tied 1-1-0
 Neutral site: UNO leads 1-0-0
 12/29/00.....Huntsville, Ala.....W, 5-2
 10/10/09.....Omaha.....W, 4-3
 10/28/16.....Omaha.....W, 5-1
 10/29/16.....Omaha.....L, 2-4
 10/13/17.....Lowell.....W, 4-2
 10/14/17.....Lowell.....L, 2-5

UNION

UNO leads series 5-3-1
 In Omaha: UNO leads 4-1-0
 In Schenectady, N.Y.: Union leads 2-1-1
 11/28/97.....Omaha.....W, 6-3
 11/29/97.....Omaha.....L, 3-6
 12/14/07.....Schenectady.....OTL, 2-3
 12/15/07.....Schenectady.....W, 4-2
 10/18/08.....Omaha.....OTW, 2-1
 12/29/17.....Omaha.....W, 5-1
 12/30/17.....Omaha.....W, 5-3
 10/12/18.....Schenectady.....T, 3-3
 10/13/18.....Schenectady.....L, 4-5

VERMONT

UNO leads series 2-1-1
 In Omaha: UVM leads 1-0-1
 In Burlington, Vt.: UNO leads 2-0-0
 10/16/15.....Burlington.....W, 4-3
 10/17/15.....Burlington.....W, 3-1
 10/21/16.....Omaha.....T, 4-4
 12/22/16.....Omaha.....L, 2-5

WAYNE STATE

UNO leads series 2-0-0
 In Omaha: UNO leads 2-0-0
 1/28/05.....Omaha.....W, 3-2
 1/29/05.....Omaha.....W, 4-2

WESTERN MICHIGAN

UNO leads series 28-21-6
 In Omaha: UNO leads 16-8-2
 In Kalamazoo, Mich.: WMU leads 13-12-4
 11/12/99.....Omaha.....W, 3-1
 11/13/99.....Omaha.....T, 4-4
 2/9/01.....Kalamazoo.....W, 2-1
 2/10/01.....Kalamazoo.....T, 3-3
 11/9/01.....Kalamazoo.....W, 4-1
 11/10/01.....Kalamazoo.....L, 0-2
 2/15/02.....Omaha.....W, 5-3
 2/16/02.....Omaha.....L, 1-3
 11/1/02.....Kalamazoo.....L, 2-8
 11/2/02.....Kalamazoo.....W, 2-0
 10/17/03.....Kalamazoo.....L, 1-5
 10/18/03.....Kalamazoo.....T, 2-2
 1/16/04.....Omaha.....L, 4-5
 1/17/04.....Omaha.....L, 2-3
 10/22/04.....Omaha.....W, 7-3
 10/23/04.....Omaha.....OTW, 4-3
 2/24/06.....Kalamazoo.....T, 5-5
 2/25/06.....Kalamazoo.....L, 3-6
 10/27/06.....Omaha.....W, 7-5
 10/28/06.....Omaha.....W, 6-0
 1/5/08.....Kalamazoo.....W, 6-3
 1/6/08.....Kalamazoo.....W, 4-2
 11/7/08.....Kalamazoo.....T, 2-2 (2-0 SOW)
 11/8/08.....Kalamazoo.....W, 5-2
 2/6/09.....Omaha.....T, 1-1 (1-2 SOL)
 2/7/09.....Omaha.....L, 0-5
 11/27/09.....Omaha.....W, 4-3
 11/28/09.....Omaha.....W, 4-2
 2/21/14.....Kalamazoo.....W, 5-1
 2/22/14.....Kalamazoo.....L, 3-5
 10/17/14.....Kalamazoo.....W, 5-2
 10/18/14.....Kalamazoo.....W, 3-0
 2/13/15.....Omaha.....L, 1-2
 2/14/15.....Omaha.....W, 3-1
 10/30/15.....Kalamazoo.....L, 2-4
 10/31/15.....Kalamazoo.....L, 1-6
 2/12/16.....Omaha.....W, 2-1
 2/13/16.....Omaha.....W, 6-3
 2/10/17.....Omaha.....L, 6-7
 2/11/17.....Omaha.....W, 6-3
 3/10/17.....Kalamazoo.....OTW, 2-1
 3/11/17.....Kalamazoo.....L, 2-5
 3/12/17.....Kalamazoo.....OTL, 1-2
 11/17/17.....Kalamazoo.....L, 1-4
 11/18/17.....Kalamazoo.....L, 2-5
 1/26/18.....Omaha.....W, 6-2



ALL-TIME SERIES HISTORIES

1/27/18.....Omaha.....W, 7-3
 11/9/18.....Kalamazoo.....L, 2-7
 11/10/18.....Kalamazoo.....W, 4-2
 2/1/19.....Omaha.....L, 3-4
 2/2/19.....Omaha.....W, 6-3
 11/15/19.....Kalamazoo.....L, 2-3
 11/16/19.....Kalamazoo.....W, 6-3
 1/31/20.....Omaha.....L, 2-5
 2/1/20.....Omaha.....W, 4-2

WISCONSIN

UW leads series 9-5-1
In Omaha: UW leads 5-3-0
In Madison, Wis.: UW leads 3-2-1
Neutral Site: UW leads 1-0-0

1/16/98.....Madison.....L, 1-5
 1/18/98.....Omaha.....L, 2-4
 12/31/98.....Madison.....L, 2-6
 12/27/99.....Milwaukee, Wis.....L, 4-6
 10/10/03.....Omaha.....OTL, 3-4
 2/11/11.....Omaha.....W, 4-1
 2/12/11.....Omaha.....W, 4-3
 10/28/11.....Madison.....W, 5-4
 10/29/11.....Madison.....L, 3-6
 3/1/13.....Omaha.....L, 3-4
 3/2/13.....Omaha.....L, 2-6
 12/2/16.....Madison.....T, 3-3

12/3/16.....Madison.....W, 7-4
 11/8/19.....Omaha.....L, 2-5
 11/9/19.....Omaha.....W, 5-2

YALE

UNO leads series 3-1-1
In Omaha: Series tied 1-1-0
In New Haven, Conn.: UNO leads 1-0-1
Neutral Site: UNO leads 1-0-0

12/27/03.....Denver, Colo.....W, 5-2
 12/31/05.....Omaha.....OTW, 3-2
 12/30/06.....New Haven.....T, 4-4
 12/28/07.....Omaha.....L, 3-6
 12/29/08.....New Haven.....W, 8-3



The Mavericks had a long-standing rivalry with Alaska Fairbanks during their tenure in the CCHA. Here, J.P. Platisha scores the game-winning goal in triple overtime as the Mavericks beat the Nanooks, 2-1, to win their best-of-three playoff series on March 9, 2008. It is the longest game in UNO history at 104:22.



ALL-TIME RECORDS VS. OPPONENTS

Opponent	Series	GP	W	L	T	Pct.	GF	GA
Air Force	1997-2015	8	7	1	0	.875	32	14
Alabama-Huntsville	1998-2019	18	13	2	3	.806	73	31
Alaska	1999-2016	51	17	23	11	.441	142	152
Alaska Anchorage	2006-19	13	9	2	2	.769	41	17
Alberta	2016	1	0	1	0	.000	2	3
American International	2008	1	1	0	0	1.000	4	1
Arizona State	2015-19	10	6	3	1	.650	45	32
Army	1997-12	7	3	4	0	.429	22	21
Bemidji State	1999-13	20	8	8	4	.500	61	53
Bentley	2006-13	4	3	1	0	.750	20	12
Boston College	2000	1	0	1	0	.000	1	5
Boston University	2001-06	5	1	4	0	.200	12	26
Bowling Green	1999-2010	35	22	10	3	.671	125	92
British Columbia	2010-11	2	2	0	0	1.000	10	2
Canisius	2000	1	1	0	0	1.000	3	1
Clarkson	2010	1	1	0	0	1.000	8	0
Colgate	2001-11	6	3	1	2	.667	23	18
Colorado College	2006-18	33	18	10	5	.621	118	89
Connecticut	2004	1	1	0	0	1.000	4	1
Cornell	2013-14	4	1	2	1	.375	9	11
Dartmouth	1999	2	1	1	0	.500	8	6
Denver	1997-2020	44	9	30	5	.261	90	157
Ferris State	2000-10	32	16	13	3	.547	94	92
Findlay	2001	2	2	0	0	1.000	9	0
Harvard	1998-2015	3	1	2	0	.333	8	9
Holy Cross	2005	1	1	0	0	1.000	6	1
Lake Superior State	2000-16	30	16	9	5	.617	98	66
Lethbridge	2009-12	2	2	0	0	1.000	6	2
Maine	1998-2020	6	1	4	1	.250	10	29
Manitoba	1997-2019	15	12	2	1	.833	78	20
Mercyhurst	2008-11	3	3	0	0	1.000	13	4
Merrimack	2000-04	5	2	2	1	.500	13	13
Miami	1999-2020	51	19	25	7	.441	143	178
Michigan	1999-2013	38	8	27	3	.250	98	156
Michigan State	1998-2009	32	11	19	2	.375	74	113
Michigan Tech	1997-2013	12	8	3	1	.708	40	30
Minnesota	2003-13	7	3	4	0	.429	21	24
Minnesota Duluth	1997-2020	39	11	25	3	.321	97	138
Minnesota State	1998-2015	39	16	18	5	.474	122	132
NAIT	2013-14	2	1	1	0	.500	6	5
New Hampshire	1997-2014	6	2	4	0	.333	16	27
Niagara	1998-2006	8	3	4	1	.438	24	29
Nipissing	2017	1	1	0	0	1.000	5	2
North Dakota	2010-20	38	13	24	1	.355	96	125
Northern Michigan	1999-2017	40	20	17	3	.538	121	114
Notre Dame	1999-2018	36	11	21	4	.361	88	117
Ohio State	1999-2019	37	18	14	5	.554	112	93
Princeton	1997-2008	5	0	5	0	.000	11	23
Providence College	2001-15	3	2	1	0	.667	9	9
Quinnipiac	2010-12	6	1	4	1	.250	16	18
RIT	1998-2015	4	2	2	0	.500	14	12
St. Cloud State	1998-2019	38	11	25	2	.316	88	136
St. Lawrence	2010	1	0	0	1	.500	2	2
Trinity Western	2016	1	1	0	0	1.000	6	0
UMass	1997-2004	7	5	2	1	.688	26	17
UMass-Lowell	2000-17	6	4	2	0	.667	22	17
Union	1997-2018	9	5	3	1	.611	34	27
Vermont	2015-16	4	2	1	1	.625	13	13
Wayne State	2005	2	2	0	0	1.000	7	4
Western Michigan	1999-2020	55	28	21	6	.564	186	169
Wisconsin	1998-2019	15	5	9	1	.367	50	63
Yale	2003-08	5	3	1	1	.700	23	17



ALL-TIME LETTERWINNERS

Player Information						Offensive Statistics				Goaltending Statistics							
Name	Years	Letters	GP	Pos.	No.	Hometown	G	A	Pts.	Pen-Min	GA	GAA	Saves	SvPct	Shutouts	Minutes	W-L-T
Eric Aarnio	2004-08	4L	16	G	30	White Bear Lake, Minn.	--	--	--	--	35	3.69	189	.844	1	568:50	3-5-1
Joey Abate	2019-20	1L	31	F	45	Bloomington, Ill.	9	9	18	18-36	--	--	--	--	--	--	--
Anthony Adams	2001-05	4L	108	F	18	St. Luc, Quebec	15	22	37	13-26	--	--	--	--	--	--	--
Charlie Adams	2012-13	1L	14	F	18	Mahtomedi, Minn.	2	0	2	0-0	--	--	--	--	--	--	--
Jeric Agosta	2006-10	4L	143	F	11	Ruthven, Ontario	30	19	49	46-138	--	--	--	--	--	--	--
Riley Alferd	2015-19	4L	106	F	9	Vancouver, Wash.	9	11	20	26-52	--	--	--	--	--	--	--
Matt Ambroz	2007-11	4L	154	F	27	New Prague, Minn.	43	46	89	97-248	--	--	--	--	--	--	--
Bryce Aneloski	2010-13	3L	115	D	24	Pekin, Ill.	13	47	60	18-36	--	--	--	--	--	--	--
Joel Andresen	2002-04	2L	41	D	27	St. Albert, Alberta	2	7	9	14-28	--	--	--	--	--	--	--
Phil Angell	2003-07	4L	112	D	4/7	Eagan, Minn.	6	21	27	35-86	--	--	--	--	--	--	--
Josh Archibald	2011-14	3L	112	F	15	Brainerd, Minn.	58	36	94	52-129	--	--	--	--	--	--	--
Bill Bagron	2004-08	4L	145	F	24	Eagle River, Alaska	13	30	43	67-142	--	--	--	--	--	--	--
Greg Barrett	2005-06	1L	7	G	35	Troy, Mich.	--	--	--	--	26	4.56	122	.824	0	342:01	2-3-0
Adam Bartholomay	2005-07	2L	64	F/D	29	Agoura Hills, Calif.	19	18	37	15-46	--	--	--	--	--	--	--
Dayn Belfour	2011-13	2L	10	G	29	Morden, Manitoba	--	--	--	--	18	2.39	173	.906	1	451:52	3-2-2
Ryan Bencurik	1997-00	3L	88	D	3	Chicago, Ill.	11	23	34	45-106	--	--	--	--	--	--	--
Ryan Bennett	2002-04	2L	59	F	22	Queensbury, N.Y.	4	5	9	15-38	--	--	--	--	--	--	--
Fredrik Bergman	2010-12	1L	2	G	35	Vienna, Va.	--	--	--	--	4	3.27	34	.895	0	73:26	0-0-0
Mark Bernier	2006-10	4L	156	D	21	South St. Paul, Minn.	7	18	25	31-62	--	--	--	--	--	--	--
Kaleb Betts	2003-06	3L	99	F	28	Maple Ridge, B.C.	20	36	56	81-195	--	--	--	--	--	--	--
Alex Blankenburg	2015-19	4L	14	G	1	Washington, Mich.	--	--	--	0-0	38	3.92	247	.867	0	581:12	3-6-0
Cody Blanshan	2002-03	1L	38	D	24	Eagan, Minn.	0	5	5	34-103	--	--	--	--	--	--	--
Josh Boyer	2019-20	1L	31	F	48	Wasilla, Alaska	3	2	5	7-14	--	--	--	--	--	--	--
Darrin Bradley	1998-99	1L	12	D	28	North Delta, B.C.	1	2	3	6-12	--	--	--	--	--	--	--
Ian Brady	2013-17	4L	136	D	24	Lombard, Ill.	15	62	77	47-102	--	--	--	--	--	--	--
David Brisson	1999-03	4L	159	F	10	Quebec City, Quebec	65	79	144	48-112	--	--	--	--	--	--	--
Terry Broadhurst	2009-12	3L	110	F	17	Orland Park, Ill.	40	50	90	15-30	--	--	--	--	--	--	--
Ryan Brushett	2019-20	1L	36	F	9	Verdun, Quebec	2	16	18	2-4	--	--	--	--	--	--	--
Lukas Buchta	2015-19	4L	117	D	6	Frystak, Czech Rep.	2	15	17	27-54	--	--	--	--	--	--	--
Allan Carr	1998-01	3L	83	F	6	Merlin, Ontario	28	41	69	22-52	--	--	--	--	--	--	--
Ed Cassin	1999-01	2L	67	D	9	San Antonio, Texas	3	13	16	38-103	--	--	--	--	--	--	--
Sean Cavan	1997-99	2L	43	F	9	Nepean, Ontario	10	5	15	34-84	--	--	--	--	--	--	--
James Chalmers	1997-01	4L	132	F	24	Mississauga, Ontario	25	46	71	112-292	--	--	--	--	--	--	--
Rob Chappell	2004-06	2L	58	D	32	St. Albert, Alberta	3	6	9	17-42	--	--	--	--	--	--	--
Dan Charleston	2005-09	4L	159	F	33	Chicago, Ill.	43	73	116	101-221	--	--	--	--	--	--	--
Justin Chwedoruk	2003-05	1L	29	F	14	St. Albert, Alberta	1	2	3	12-24	--	--	--	--	--	--	--
Chris Claffey	2001-04	2L	62	D	4	Edmonton, Alberta	4	3	7	44-99	--	--	--	--	--	--	--
Kevin Conley	2018-20	2L	71	F	10	Wausau, Wis.	18	22	40	20-51	--	--	--	--	--	--	--
Brian Cooper	2012-16	4L	143	D	2	Anchorage, Alaska	12	31	43	70-181	--	--	--	--	--	--	--
Brock Crossthwaite	2014-15	1L	2	G	1	Kanata, Ontario	--	--	--	--	2	2.40	21	.913	0	49:58	1-0-0
Jason Cupp	1997-01	4L	135	F	28/26	Thunder Bay, Ontario	23	56	79	50-100	--	--	--	--	--	--	--
Brett Davis	2001-05	4L	84	D	3	Battle Creek, Mich.	1	6	7	28-56	--	--	--	--	--	--	--
Jono Davis	2013-15	2L	46	F	18	La Verne, Calif.	1	7	8	9-40	--	--	--	--	--	--	--
Eddie DelGrosso	2006-10	4L	158	D	7	Las Vegas, Nev.	24	85	109	67-153	--	--	--	--	--	--	--
Jeremie Dupont	2006-10	4L	80	G	1	Richmond Hill, Ontario	--	--	--	--	212	2.95	1,701	.889	3	4314:56	27-29-13
Jeff Edwards	1997-00	3L	104	F	19	Elk Grove, Ill.	16	20	36	41-109	--	--	--	--	--	--	--
Mike Eickman	2003-07	4L	145	D	6	Grand Forks, N.D.	2	17	19	55-126	--	--	--	--	--	--	--
Dan Ellis	2000-03	3L	118	G	30	Orangeville, Ontario	--	--	--	--	309	2.69	3,125	.910	7	6900:31	53-50-12
Colby Enns	2019-20	1L	1	D	15	Minot, N.D.	0	0	0	0-0	--	--	--	--	--	--	--
Kyle Ensign	2008-12	4L	107	D	5	New Richmond, Wis.	0	13	13	36-83	--	--	--	--	--	--	--
Rob Facca	1997-99	2L	14	F	18	London, Ontario	0	0	0	1-2	--	--	--	--	--	--	--
Nick Fanto	2006-10	4L	144	F	18/14	Dearborn, Mich.	22	34	56	40-88	--	--	--	--	--	--	--
John Faulkner	2009-13	4L	116	G	30	Sarnia, Ontario	--	--	--	--	288	2.73	2,595	.900	6	6324:18	54-44-10



ALL-TIME LETTERWINNERS

Name	Years	Player Information				Offensive Statistics				Goaltending Statistics							
		Letters	GP	Pos.	No.	Hometown	G	A	Pts.	Pen-Min	GA	GAA	Saves	SvPct	Shutouts	Minutes	W-L-T
Jeff Filewich	2001-02	1L	35	F	14	St. Albert, Alberta	3	4	4	4-8	--	--	--	--	--	--	--
Nick Fohr	1998-02	4L	139	F	12	Grand Forks, N.D.	15	10	25	33-85	--	--	--	--	--	--	--
Mike Gabinet	2000-04	4L	130	D	29	Edmonton, Alberta	6	41	47	69-138	--	--	--	--	--	--	--
Nenad Gajic	2005-07	2L	21	F	18	Burnaby, British Columbia	3	5	8	7-14	--	--	--	--	--	--	--
Grant Gallo	2014-18	4L	87	F/D	23	San Diego, Calif.	5	7	12	41-82	--	--	--	--	--	--	--
Ryan Galt	2015-19	4L	115	F	21	Omaha, Neb.	8	19	27	23-68	--	--	--	--	--	--	--
Shane Glover	1998-02	4L	132	F	10/11	Salmo, British Columbia	28	25	53	32-75	--	--	--	--	--	--	--
Ryan Glynn	1997-98	1L	25	F	11	Montreal, Quebec	2	4	6	6-12	--	--	--	--	--	--	--
Alain Goulet	2007-09	2L	54	D	3	Kapuskasing, Ontario	8	11	19	12-35	--	--	--	--	--	--	--
Christian Graham	1997-99	2L	60	D	16	Moundsview, Minn.	0	5	5	37-74	--	--	--	--	--	--	--
David Graham	2001-03	2L	37	F	9	Moundsview, Minn.	0	1	1	7-14	--	--	--	--	--	--	--
Colin Grannary	2016-18	2L	34	F	7	Delta, British Columbia	1	2	3	9-18	--	--	--	--	--	--	--
Joe Grimaldi	2004-06	2L	59	D	7	Long Island, N.Y.	4	17	21	42-95	--	--	--	--	--	--	--
Gus Groslie	2001-03	2L	49	F	15/32	Moorhead, Minn.	7	6	13	19-49	--	--	--	--	--	--	--
Jake Guentzel	2013-16	3L	108	F	20	Woodbury, Minn.	40	79	119	27-70	--	--	--	--	--	--	--
Brent Gwidt	2009-13	4L	144	F	25	Minocqua, Wis.	19	20	39	18-55	--	--	--	--	--	--	--
Brian Haaland	1999-04	4L	16	G	33	Minot, N.D.	--	--	--	--	35	3.28	292	.893	0	641:06	3-5-1
Dan Hacker	2001-05	4L	156	F	20	Wasilla, Alaska	39	40	79	65-138	--	--	--	--	--	--	--
Mike Hanson	1997-99	2L	17	F	20	Minot, N.D.	0	0	0	2-4	--	--	--	--	--	--	--
Bobby Henderson	2003-07	4L	64	D	13	Langley, B.C.	0	5	5	64-185	--	--	--	--	--	--	--
Jeff Hoggan	1998-02	4L	152	F	34	Hope, British Columbia	61	52	113	127-294	--	--	--	--	--	--	--
Chris Holt	2003-05	2L	64	G	31	South Surrey, B.C.	--	--	--	--	187	3.04	1,720	.902	1	3688:16	24-31-6
Alex Hudson	2008-12	4L	130	F	26	Corona, Calif.	37	45	82	58-141	--	--	--	--	--	--	--
Jason Jaworski	2000-03	3L	114	D	19	Buffalo, N.Y.	8	22	30	90-199	--	--	--	--	--	--	--
Jeremiah Johnson	2001-03	2L	12	F	8	Omaha, Neb.	0	0	0	7-14	--	--	--	--	--	--	--
Ryan Jones	2016-20	4L	141	D	20	Crown Point, Ind.	4	38	42	67-162	--	--	--	--	--	--	--
Zach Jordan	2016-20	4L	128	F	27	Collinsville, Ill.	38	34	72	40-99	--	--	--	--	--	--	--
Jerard Kaufmann	2005-09	4L	104	G	34	Roseville, Minn.	--	--	--	--	275	2.83	2,428	.898	4	5835:17	45-38-14
Tristan Keck	2016-20	4L	127	F	19	Morris, Manitoba	27	31	58	15-30	--	--	--	--	--	--	--
John Kemp	2008-10	2L	75	F	24	Arcadia, Calif.	10	40	50	21-42	--	--	--	--	--	--	--
Brent Kisio	2003-07	4L	100	F	26	Calgary, Alb.	11	17	28	52-138	--	--	--	--	--	--	--
Jordan Klehr	2015-19	3L	70	D	22	Lino Lakes, Minn.	3	14	17	6-12	--	--	--	--	--	--	--
Tomas Klempa	2005-09	4L	150	F	8	Prestany, Slovakia	43	56	99	51-116	--	--	--	--	--	--	--
Dan Knapp	2003-07	4L	138	D	22/16	Hermantown, Minn.	8	31	39	84-179	--	--	--	--	--	--	--
JJ Koehler	2006-10	4L	95	F	13/27	Colgate, Wis.	11	12	23	26-52	--	--	--	--	--	--	--
Nate Knoepke	2018-20	2L	71	D	7	Farmington, Minn.	2	10	12	18-36	--	--	--	--	--	--	--
Travis Kothenbeutel	2018-20	2L	43	F	23	Sauk Rapids, Minn.	2	7	9	3-6	--	--	--	--	--	--	--
Tom Kowal	1997-99	2L	37	D	21	Anchorage, Alaska	6	13	19	23-46	--	--	--	--	--	--	--
Joe Krause	2011-13	2L	17	F	16	Hermantown, Minn.	0	1	1	7-14	--	--	--	--	--	--	--
Jason Krischuk	2003-06	3L	110	D	10	Anchorage, Alaska	7	26	33	36-83	--	--	--	--	--	--	--
Ryan Kretzer	2008-10	2L	31	F	19	St. Louis, Mo.	0	7	7	4-8	--	--	--	--	--	--	--
Bryce Lampman	2001-02	1L	26	D	26	Rochester, Minn.	0	4	4	10-28	--	--	--	--	--	--	--
Josh Lampman	1997-01	4L	58	D	4	Rochester, Minn.	4	9	13	43-113	--	--	--	--	--	--	--
Tanner Lane	2012-16	4L	122	F	19	Detroit Lakes, Minn.	9	16	25	20-48	--	--	--	--	--	--	--
Mick Lawrence	2004-08	4L	147	F	19/27	Port Coquitlam, B.C.	51	51	102	96-235	--	--	--	--	--	--	--
Mike Lefley	2002-06	3L	105	F	11	Spirit River, Alberta	17	11	28	57-136	--	--	--	--	--	--	--
Bryan Marshall	2004-08	4L	147	F	25	Livonia, Mich.	49	101	150	38-79	--	--	--	--	--	--	--
Blake Martin	2007-08	1L	9	F	14	Anchorage, Alaska	1	0	1	6-20	--	--	--	--	--	--	--
Joey Martin	2007-11	4L	152	F	12/14	Thorold, Ontario	39	64	103	47-116	--	--	--	--	--	--	--
Ryan Massa	2011-15	4L	75	G	31	Littleton, Colo.	--	--	--	0-0	169	2.47	1,879	.917	4	4097:57	32-27-9
Zach Mausolf	2011-12	1L	1	F	20	Aurora, Minn.	0	0	0	0-0	--	--	--	--	--	--	--
Andrew McCabe	2009-10	1L	5	F	12	Eau Claire, Wis.	0	0	0	0-0	--	--	--	--	--	--	--
Lawson McDonald	2017-19	2L	33	D	8	Rosetown, Manitoba	0	3	3	2-4	--	--	--	--	--	--	--

ALL-TIME LETTERWINNERS

Player Information						Offensive Statistics				Goaltending Statistics							
Name	Years	Letters	GP	Pos.	No.	Hometown	G	A	Pts.	Pen-Min	GA	GAA	Saves	SvPct	Shutouts	Minutes	W-L-T
Rodney McLeod	1997-02	3L	23	G	35	Regina, Saskatchewan	--	--	--	--	50	2.81	459	.902	2	1068:45	8-10-0
Jaycob Megna	2011-14	3L	105	D	8	Northbrook, Ill.	4	18	22	20-40	--	--	--	--	--	--	--
Jayson Megna	2011-12	1L	38	F	11	Northbrook, Ill.	13	18	31	8-27	--	--	--	--	--	--	--
Joel Messner	2014-18	4L	135	D	5	Lorette, Manitoba	7	35	42	36-83	--	--	--	--	--	--	--
Jason Mitchell	1997-99	2L	38	G	33	Esko, Minn.	--	--	--	--	131	3.69	996	.884	0	2130:31	11-22-3
Jake Montgomery	2014-15	1L	6	F	8	Oakdale, Minn.	0	0	0	1-2	--	--	--	--	--	--	--
Brock Montpetit	2010-14	4L	136	F	12	Somerset, Wis.	32	53	85	76-166	--	--	--	--	--	--	--
David Morelli	2002-06	4L	71	F	15/11	Vernon, B.C.	6	10	16	19-46	--	--	--	--	--	--	--
Mason Morelli	2015-19	4L	120	F	11	Minot, N.D.	37	40	77	50-111	--	--	--	--	--	--	--
Kyle Mountain	2014-15	1L	17	F	11	Bryn Mawr, Pa.	0	0	0	2-4	--	--	--	--	--	--	--
Alex Nikiforuk	2003-07	4L	151	F	9	Kelowna, B.C.	44	65	109	53-133	--	--	--	--	--	--	--
Dave Noel-Bernier	1997-01	4L	138	F	23	Montmagny, Quebec	24	26	50	52-126	--	--	--	--	--	--	--
Luke Nogard	2014-18	4L	114	F	17	Ancaster, Ontario	10	13	23	43-102	--	--	--	--	--	--	--
Kyle O'Keefe	1998-02	3L	91	F	8/17	Barrington, Ill.	11	13	24	39-89	--	--	--	--	--	--	--
Kris Oldham	2016-18	2L	16	G	33	Anchorage, Alaska	--	--	--	0-0	51	3.62	396	.886	0	844:18	6-5-2
Eric Olimb	2007-11	4L	141	D	23	Warroad, Minn.	9	53	62	68-147	--	--	--	--	--	--	--
Fredrik Olofsson	2015-19	4L	137	F	28	Broomfield, Colo.	35	60	95	30-63	--	--	--	--	--	--	--
Brian O'Rourke	2011-15	4L	121	D	28	St. Louis, Mo.	3	10	13	36-97	--	--	--	--	--	--	--
Austin Ortega	2013-17	4L	147	F	16	Escondido, Calif.	70	69	139	33-66	--	--	--	--	--	--	--
Justin Parizek	2013-17	4L	133	F	25	Lakeville, Minn.	34	41	75	50-108	--	--	--	--	--	--	--
Aaron Pearce	2012-16	4L	84	F	27	Mississauga, Ontario	2	5	7	16-32	--	--	--	--	--	--	--
Avery Peterson	2014-16	2L	53	F	7	Grand Rapids, Minn.	11	11	22	12-24	--	--	--	--	--	--	--
Cole Pickup	2017-19	2L	25	F	24	Victoria, British Columbia	1	3	4	6-26	--	--	--	--	--	--	--
J.P. Platisha	2005-09	4L	98	F	10/3	Brainerd, Minn.	5	9	14	10-20	--	--	--	--	--	--	--
Scott Parse	2003-07	4L	159	F	23	Portage, Mich.	79	118	197	76-106	--	--	--	--	--	--	--
Joe Pereira	1999-03	4L	100	F	25/7	Abbotsford, B.C.	19	13	32	35-73	--	--	--	--	--	--	--
Reed Peters	2013-14	1L	6	G	1	Morden, Manitoba	--	--	--	--	17	3.85	109	.865	0	265:01	1-4-0
Mike Phillippi	2007-10	3L	48	D	5/10	Shoreview, Minn.	1	7	8	19-38	--	--	--	--	--	--	--
David Phillips	2004-05	1L	37	F	16	Roland, Manitoba	8	11	19	11-22	--	--	--	--	--	--	--
James Polk	2011-15	4L	127	F	9	New York, N.Y.	8	6	14	16-35	--	--	--	--	--	--	--
David Pope	2014-18	4L	133	F	12	Edmonton, Alberta	45	49	94	19-41	--	--	--	--	--	--	--
Chayse Primeau	2018-20	2L	61	F	13	Margate City, N.J.	11	15	26	8-16	--	--	--	--	--	--	--
Kirby Proctor	2019-20	1L	32	D	3	Okotoks, Alberta	1	6	7	6-12	--	--	--	--	--	--	--
Noah Prokop	2019-20	1L	27	F	21	Littleton, Colo.	2	2	4	12-35	--	--	--	--	--	--	--
Billy Pugliese	1997-01	4L	134	F	27	Thunder Bay, Ontario	38	27	65	45-122	--	--	--	--	--	--	--
Teemu Pulkkinen	2016-20	4L	130	F	14	Espoo, Finland	22	31	53	23-57	--	--	--	--	--	--	--
Jeff Purcell	1997-98	1L	8	D	2	Depew, N.Y.	1	1	2	6-36	--	--	--	--	--	--	--
Rich Purslow	2007-11	4L	147	F	9	Greenlawn, N.Y.	40	51	91	25-61	--	--	--	--	--	--	--
Jake Randolph	2014-18	4L	140	F	13	Duluth, Minn.	27	70	97	14-28	--	--	--	--	--	--	--
Zahn Raubenheimer	2010-14	4L	128	F	13	Smoky Lake, Alberta	20	24	48	24-81	--	--	--	--	--	--	--
Derek Reynolds	1997-00	3L	102	F	17	N. Battleford, Sask.	19	44	63	65-149	--	--	--	--	--	--	--
Brandon Richardson	2009-11	1L	38	F	20	San Clemente, Calif.	4	14	18	23-90	--	--	--	--	--	--	--
Brian Rideout	2014-15	1L	11	D	3	Comox Valley, B.C.	0	0	0	3-6	--	--	--	--	--	--	--
Austin Roden	2019-20	1L	11	G	36	Sidney, British Columbia	--	--	--	--	29	2.87	283	.907	1	605:48	4-6-1
John Rosso	1997-01	4L	93	D	14	Minnetonka, Minn.	2	6	8	15-30	--	--	--	--	--	--	--
Alex Roy	2019-20	1L	14	D	47	Beaumont, Quebec	0	0	0	1-2	--	--	--	--	--	--	--
Jessie Saarinen	1997-98	1L	14	D	22	Turku, Finland	2	4	6	6-12	--	--	--	--	--	--	--
Daniel Samuelsson	1998-02	4L	156	D	2	Angelholm, Sweden	3	14	17	56-112	--	--	--	--	--	--	--
Micah Sanford	2002-06	3L	71	F	17	Las Vegas, Nev.	11	15	26	23-49	--	--	--	--	--	--	--
Isaiah Saville	2019-20	1L	28	G	31	Anchorage, Alaska	--	--	--	--	74	2.85	718	.907	1	1559:22	10-11-4
Brandon Scanlin	2019-20	1L	36	D	4	Hamilton, Ontario	3	11	14	8-16	--	--	--	--	--	--	--
John Schuldt	2018-20	2L	57	D	5	Minnetonka, Minn.	2	6	8	17-45	--	--	--	--	--	--	--
Jalen Schulz	2015-19	4L	78	D	15	Cambridge, Minn.	3	6	9	31-73	--	--	--	--	--	--	--



ALL-TIME LETTERWINNERS

Player Information							Offensive Statistics				Goaltending Statistics						
Name	Years	Letters	GP	Pos.	No.	Hometown	G	A	Pts.	Pen-Min	GA	GAA	Saves	SvPct	Shutouts	Minutes	W-L-T
Brandon Scero	2004-08	4L	147	F	20/8	Canton, Mich.	55	59	114	53-146	--	--	--	--	--	--	--
Andrew Schmit	2011-13	2L	38	F	22	Grafton, Wis.	1	2	3	15-30	--	--	--	--	--	--	--
Zach Scribner	1998-02	4L	133	D	22	Coon Rapids, Minn.	9	23	32	58-116	--	--	--	--	--	--	--
Johnnie Searfoss	2010-14	4L	140	F	16/23	Colleyville, Texas	27	30	57	35-70	--	--	--	--	--	--	--
Tom Shaffer	1997-98	1L	4	F	6	Omaha, Neb.	0	0	0	0-0	--	--	--	--	--	--	--
Vic Sharma	1997-98	1L	23	F	13	Markham, Ontario	5	14	19	13-36	--	--	--	--	--	--	--
Nick Seeler	2012-14	2L	70	D	11	Eden Prairie, Minn.	6	13	19	39-116	--	--	--	--	--	--	--
Kendall Sidoruk	1997-00	3L	66	G	31	Spiritwood, Sask.	--	--	--	--	214	3.49	1,656	.886	1	3683:37	23-29-8
Alex Simonson	2010-14	4L	66	F	10	Grand Forks, N.D.	0	2	2	26-104	--	--	--	--	--	--	--
Pasko Skarica	2007-11	4L	107	D	6	Bethpage, N.Y.	0	10	10	52-129	--	--	--	--	--	--	--
Jake Skjodt	2008-10	1L	12	F	8	Carmel, Ind.	0	1	1	4-8	--	--	--	--	--	--	--
Mike Skogland	1997-00	2L	93	F	29	Bloomington, Minn.	5	13	18	29-58	--	--	--	--	--	--	--
Jason Smallidge	2018-20	2L	55	D	2	Eagan, Minn.	5	5	10	23-60	--	--	--	--	--	--	--
Aaron Smith	2000-03	3L	90	F	16	Madison, Wis.	24	23	47	44-96	--	--	--	--	--	--	--
Matt Smith	2008-12	4L	78	D	2	Carmel, Ind.	2	6	8	29-69	--	--	--	--	--	--	--
Luc Snuggerud	2014-17	3L	113	D	4	Eden Prairie, Minn.	17	48	65	38-76	--	--	--	--	--	--	--
Steven Spinner	2015-19	4L	136	F	26	Eden Prairie, Minn.	25	31	56	33-74	--	--	--	--	--	--	--
Dean Stewart	2016-20	4L	130	D	18	Portage la Prairie, Manitoba	7	38	45	37-93	--	--	--	--	--	--	--
Anthony Stolarz	2012-13	1L	8	G	31	Jackson, N.J.	--	--	--	--	18	2.56	158	.898	1	421:24	2-5-0
Colin Strom	1997-99	2L	45	D	5	Calgary, Alberta	0	5	5	20-51	--	--	--	--	--	--	--
Nolan Sullivan	2019-20	1L	33	F	11	Eden Prairie, Minn.	7	10	17	18-47	--	--	--	--	--	--	--
Martin Sundberg	2017-20	3L	62	F	16	Linkoping, Sweden	6	11	17	23-57	--	--	--	--	--	--	--
Andrej Sustr	2010-13	3L	111	D	3	Plzen, Czech Rep.	15	36	51	53-117	--	--	--	--	--	--	--
Dan Swanson	2006-10	4L	154	F	22/17	Menomonie, Wis.	16	24	40	18-36	--	--	--	--	--	--	--
Mike Taffe	2010-11	1L	2	G	34	Maple Grove, Minn.	--	--	--	--	1	0.87	29	.967	0	68:48	1-1-0
Kris Tebbs	2003-05	2L	16	G	1	Calgary, Alberta	--	--	--	--	34	3.61	254	.882	0	565:15	2-6-2
Bill Thomas	2004-06	2L	80	F	21	Pittsburgh, Pa.	46	49	95	22-55	--	--	--	--	--	--	--
John Thomas	2002-05	4L	68	F	19/23	Lincoln Park, Mich.	5	7	12	16-43	--	--	--	--	--	--	--
Kirk Thompson	2013-16	3L	42	G	29	Surrey, British Columbia	--	--	--	--	110	3.03	853	.886	2	2180:54	14-17-2
Matej Tomek	2018-19	1L	5	G	30	Bratislava, Slovakia	--	--	--	--	11	4.73	60	.845	0	139:38	0-1-0
Andrew Tortorella	1997-98	1L	25	F	25	Glen Head, N.Y.	9	13	22	13-26	--	--	--	--	--	--	--
Tony Turgeon	2010-13	3L	62	D	22/4	Grand Forks, N.D.	0	6	6	53-169	--	--	--	--	--	--	--
Scott Turner	2000-04	4L	119	F	25	Anchorage, Alaska	16	42	58	52-123	--	--	--	--	--	--	--
Juha Uotila	2005-08	3L	103	D	2	Espoo, Finland	7	46	53	41-104	--	--	--	--	--	--	--
Tyler Vesel	2014-18	4L	149	F	10	Rochester, Minn.	39	69	108	8-16	--	--	--	--	--	--	--
Nick Von Bokern	2007-11	4L	111	D	4	Burnsville, Minn.	8	13	21	46-114	--	--	--	--	--	--	--
Ryan Walters	2010-14	4L	152	F	19/17	Rosemount, Minn.	50	84	134	57-136	--	--	--	--	--	--	--
Taylor Ward	2018-20	2L	67	F	17	Kelowna, British Columbia	25	29	54	23-60	--	--	--	--	--	--	--
Tyler Weiss	2018-20	2L	60	F	40	Raleigh, N.C.	7	26	33	17-64	--	--	--	--	--	--	--
Evan Weninger	2015-19	3L	80	G	35	Saskatoon, Saskatchewan	--	--	--	1-2	341	3.14	3260	.905	8	6522:55	48-56-8
Josh Weeks	2002-06	4L	64	F	12	Medicine Hat, Alberta	4	3	7	25-77	--	--	--	--	--	--	--
Jason White	1997-01	4L	134	F	7	Stittsville, Ont.	31	45	76	49-114	--	--	--	--	--	--	--
Matt White	2010-13	3L	114	F	21	Whittier, Calif.	47	52	99	16-32	--	--	--	--	--	--	--
Jordan Willert	2008-11	3L	73	F	15	Minot, N.D.	5	8	13	14-29	--	--	--	--	--	--	--
Chris Wilson	2006-08	2L	15	F	18	Prince Albert, Sask.	0	1	1	5-18	--	--	--	--	--	--	--
Andrew Wong	2000-04	4L	153	F	21	Calgary, Alberta	40	80	120	50-100	--	--	--	--	--	--	--
Michael Young	2010-14	4L	148	D	7	Calgary, Alberta	13	55	68	38-109	--	--	--	--	--	--	--
Matt Youso	2013-15	2L	30	D	6	International Falls, Minn.	0	0	0	4-8	--	--	--	--	--	--	--
Joe Yurecko	1997-01	4L	100	F	15/17	Edina, Minn.	5	6	11	19-38	--	--	--	--	--	--	--
Dan Zaluski	1999-00	1L	10	D	13	Smithfield, R.I.	0	2	2	4-8	--	--	--	--	--	--	--
Greg Zanon	1999-03	4L	154	D	5	Burnaby, B.C.	30	77	107	105-218	--	--	--	--	--	--	--
Dominic Zombo	2011-15	4L	137	F	14	Ballwin, Mo.	36	50	86	45-101	--	--	--	--	--	--	--
Craig Zubersky	2002-03	1L	2	D	6	Victoria, British Columbia	0	0	0	0-0	--	--	--	--	--	--	--

AHCA ALL-AMERICANS

GREG ZANON

2001 - Second Team • 2002 - Second Team

Greg Zanon earned four letters while at UNO from 1999 to 2003. The native of Burnaby, British Columbia scored 30 goals and 77 assists for 107 points in 154 career games for the Mavericks. As a freshman in 1999-2000, he finished third in team scoring with 29 points including a team-best 26 assists. As a sophomore, Zanon finished third in team scoring again with 28 points and paced the team with eight powerplay goals. During his first All-American season as a junior, he had 25 points while tying for the team lead with four game-winning goals. During his senior campaign, Zanon had 25 points and ranked second on the team with 19 assists. He finished his career as the top-scoring defenseman in UNO history and currently ranks second.



JEFF HOGGAN

2002 - Second Team

Jeff Hoggan was another four-year letter winner for the Mavericks, playing in Omaha from 1998 to 2002. In 152 career games, the native of Hope, British Columbia had 61 goals and 52 assists for 113 points. He currently ranks seventh in team history in career points. As a junior, Hoggan was second in team scoring with 12 goals and 29 points. In his final year, he set a school record by scoring 24 goals and adding 21 assists for a team-best 45 points. That season, he led all Mavericks with eight powerplay goals and an astounding four short-handed markers. Hoggan's season goal total still ranks in a tie for second best among all players in school history.



SCOTT PARSE

2006 - First Team • 2007 - Second Team

Scott Parse owns nearly every offensive record at UNO, the culmination of an outstanding four-year career. He is the Mavericks' career points leader, tallying 197 between 2003 and 2007. In that time, Parse scored a school record 79 goals and notched a school-best 118 assists. As a junior, he set the school mark for points in a season when he scored 20 goals and 41 assists for 61 assists. That year, Parse became the first Maverick player nominated for the Hobey Baker Award. In his final year, he set the school record for career goals, finished the year with 52 points and was once again nominated for the Hobey Baker Award. Parse is one of six players to own the school record for points in a game (5) and one of ten to own the mark for assists in a game (4). The native of Portage, Mich., was not only talented but durable. He is one of three Mavericks to hold the school record with 159 games played. He became the second hockey player inducted into the UNO Athletic Hall of Fame in November 2016.



RYAN WALTERS

2013 - Second Team

Ryan Walters tied for second in the nation in scoring during the 2012-13 season, also tying UNO's mark for second-most prolific scoring season in the process. He posted a career best 22 goals and 30 assists for 52 points and had 16 goals and 40 points in 28 WCHA games to finish as the league's scoring champion and a member of the All-WCHA First Team, becoming the first Maverick to do so. The native of Rosemount, Minn., was a top 10 finalist for the Hobey Baker Award and won the Hockey Commissioners Association award as national player of the month in November. His 22 goals rank fourth-best in school history and his plus/minus rating of +26 that season was a new school record. Among other honors that season, Walters also was a WCHA Scholar Athlete and a member of the All-WCHA Academic Team.





AHCA ALL-AMERICANS

JOSH ARCHIBALD

2014 - First Team

Josh Archibald was the National Collegiate Hockey Conference's Player of the Year and Forward of the Year. He also was the leading vote-getter for the NCHC All-Conference First Team and was a top-10 finalist for the Hobey Baker Award. Archibald led the Mavericks in scoring in 2013-14 with 29 goals and 14 assists for 43 points. He set a new school record and career best for goals in a season and was third nationally in goals. He was the NCHC's scoring champion with 21 goals and 11 assists for 32 points in 24 conference games. Archibald set a school record with two hat tricks during his junior season and is the only player in school history with three career hat tricks. The native of Brainerd, Minn., was a three-time Bauer NCHC Offensive Player of the Week and was named the Hockey Commissioners Association Player of the Month for February.



AUSTIN ORTEGA

2017 - Second Team


Austin Ortega was a member of the National Collegiate Hockey Conference All-Conference First Team during his senior season. He finished second in the NCHC in scoring for all games played and led the Mavericks with a career high 47 points, a total that included a career best 27 assists. With 20 goals, he became the first player in school history to register three 20-goal seasons. He was named the NCHC's Player of the Week three times and its player of the month for December after scoring five goals and five assists in six games. The native of Escondido, Calif. tied an NCAA record when he scored his 23rd career game-winning goal in a 4-1 win over Lake Superior State on Dec. 30, 2016. He finished his UNO career ranked fourth with 139 points and second with 70 goals. He was named to the NCHC's Academic All-Conference Team.



LUC SNUGGERUD

2017 - Second Team

Luc Snuggerud was a member of the National Collegiate Hockey Conference's All-Conference Second Team as a junior. He concluded the season ranked third in scoring among NCHC defensemen for all games played with 11 goals and 20 assists for 31 points, both career highs. His goal total led all NCHC defensemen and was the most ever by a UNO blueliner. He tied for fourth in the conference with 18 power play points and tied for third with seven power play goals. The native of Eden Prairie, Minn. signed a professional contract at the end of the season, concluding his career with UNO ranked fifth all-time among defensemen at UNO with 65 points and third with 17 goals. He was named an NCHC Scholar Athlete and NCHC Academic All-Conference.



Trev Alberts, David Brisson and Mike Kemp

UNO ATHLETIC HALL OF FAME

Three members of the Omaha hockey team are enshrined in the UNO Athletics Hall of Fame, recognizing outstanding play for and representation of the University of Nebraska Omaha. David Brisson became the first member of the UNO hockey program to be inducted in 2010. Brisson set the school single-season and career-scoring records during his UNO career from 1999-2003 and still ranks in the top five in several career categories. Scott Parse was inducted in 2016. He is the all-time leading scorer in program history with 197 points from 2003-07. A two-time All-American, he was twice a finalist for the Hobey Baker Award. Bryan Marshall earned his way into the Hall in 2018. Second behind Parse in career points, Marshall averaged more than a point per game during his career from 2004-08.



ALL-TIME AWARDS AND HONORS



David Roberts (left), the 1990 CCHA Rookie of the Year, with UNO's Bill Thomas, CCHA Rookie of the Year in 2004-05.

AHCA All-Americans

First Team

Scott Parse, F.....	2006
Josh Archibald, F.....	2014

Second Team

Greg Zanon, D.....	2001
Jeff Hoggan, F.....	2002
Greg Zanon, D.....	2002
Scott Parse, F.....	2007
Ryan Walters, F.....	2013
Austin Ortega, F.....	2017
Luc Snuggerud, D.....	2017

CCHA All-Conference

First Team

Jeff Hoggan, F.....	2002
Scott Parse, F.....	2005
Scott Parse, F.....	2006
Bill Thomas, F.....	2006
Scott Parse, F.....	2007
Eddie DelGrosso, D.....	2010

Second Team

Greg Zanon, D.....	2002
Dan Ellis, G.....	2002
Bill Thomas, F.....	2005
Bryan Marshall, F.....	2008

Eddie DelGrosso, D.....	2009
-------------------------	------

CCHA All-Rookie Team

David Brisson, F.....	2000
Greg Zanon, D.....	2000
Dan Ellis, G.....	2001
Joe Grimaldi, D.....	2005
Bill Thomas, F.....	2005
Eddie DelGrosso, D.....	2007
Terry Broadhurst, F.....	2010

CCHA All-Tournament Team

Jeff Hoggan, F.....	2000
Greg Zanon, D.....	2000

CCHA Player of the Year

Scott Parse, F.....	2006
---------------------	------

CCHA Rookie of the Year

Bill Thomas, F.....	2005
---------------------	------

CCHA Coach of the Year

Mike Kemp.....	2005
----------------	------

CCHA Best Offensive Defenseman

Greg Zanon, D.....	2001
--------------------	------

CCHA Ilitch Humanitarian Award

Jason Cupp, F.....	2001
Jerad Kaufmann, G.....	2009*

*Co-winner

CCHA Scholar Athlete

Nick Fohr, F^.....	2000
Dave Noel-Bernier, F^.....	2000
Dave Noel-Bernier, F.....	2001
Daniel Samuelson, F.....	2001
Daniel Samuelson, F.....	2002
David Brisson, F.....	2003
Andrew Wong, F.....	2004
Michael Eickman, D.....	2005
Michael Eickman, D+.....	2006
Michael Eickman, D+.....	2007
Jeremie Dupont, G.....	2008
Jeremie Dupont, G.....	2009
Jeric Agosta, F.....	2010

+Overall winner • ^Honorable Mention

WCHA All-Conference

First Team

Ryan Walters, F.....	2013
----------------------	------

Third Team

John Faulkner, G.....	2011
Andrej Sustr, D.....	2013

WCHA All-Rookie

Jayson Megna, F.....	2012
----------------------	------

WCHA Coach of the Year

Dean Blais.....	2011
-----------------	------

WCHA Scoring Champion

Ryan Walters, F.....	2013
----------------------	------

WCHA Scholar Athlete

Fredrik Bergman, G.....	2011
Eric Olimb, D.....	2011
Nick Von Bokern, D.....	2011
Bryce Aneloski, D.....	2012
Fredrik Bergman, G.....	2012
Terry Broadhurst, F.....	2012
Kyle Ensign, D.....	2012
Zahn Raubenheimer, F.....	2012
Johnnie Searfoss, F.....	2012
Alex Simonson, F.....	2012
Bryce Aneloski, D.....	2013

All-WCHA Academic Team

Fredrik Bergman, G.....	2001
Terry Broadhurst, F.....	2011
Kyle Ensign, D.....	2011



Jeff Jackson, 1991 CCHA Coach of the Year, with Mike Kemp, when he received the same award in 2005.



ALL-TIME AWARDS AND HONORS

John Faulkner, G.....	2011	NCHC Rookie of the Year	Reed Peters, G.....	2014	
Joey Martin, F.....	2011	Taylor Ward, F.....	2019	James Polk, F.....	2014
Eric Olimb, D.....	2011	NCHC All-Conference	Zahn Raubenheimer, F.....	2014	
Rich Purslow, F.....	2011	<i>First Team</i>	Johnnie Searfoss, F.....	2014	
Pasko Skarica, D.....	2011	Josh Archibald, F.....	2014	Nick Seeler, D.....	2014
Matt Smith, D.....	2011	Austin Ortega, F.....	2017	Alex Simonson, F.....	2014
Nick Von Bokern, D.....	2011	David Pope, F.....	2018	Kirk Thompson, G.....	2014
Bryce Aneloski, D.....	2012	<i>Second Team</i>	Ryan Walters, F.....	2014	
Dayn Belfour, G.....	2012	Ryan Massa, G.....	2015	Matt Youso, D.....	2014
Fredrik Bergman, G.....	2012	Jake Guentzel, F.....	2016	Dominic Zombo, F.....	2014
Terry Broadhurst, F.....	2012	Luc Snuggerud, D.....	2017	Ian Brady, D.....	2015
Kyle Ensign, D.....	2012	Mason Morelli, F.....	2019	Brock Crossthwaite, G.....	2015
John Faulkner, G.....	2012	<i>Honorable Mention</i>	Ryan Walters, F.....	2014	
Brent Gwidt, F.....	2012	Ryan Walters, F.....	2014	Brian Cooper, D.....	2015
Brock Montpetit, F.....	2012	Jake Guentzel, F.....	2015	Grant Gallo, D.....	2015
James Polk, F.....	2012	Austin Ortega, F.....	2015	Jake Guentzel, F.....	2015
Zahn Raubenheimer, F.....	2012	Taylor Ward, F.....	2020	Tanner Lane, F.....	2015
Johnnie Searfoss, F.....	2012	NCHC All-Rookie Team	Joel Messner, D.....	2015	
Alex Simonson, F.....	2012	Jake Guentzel, F.....	2014	Luke Nogard, F.....	2015
Matt Smith, F.....	2012	Luc Snuggerud, D.....	2015	Brian O'Rourke, D.....	2015
Andrej Sustr, D.....	2012	Evan Weninger, G.....	2016	Austin Ortega, F.....	2015
Tony Turgeon, D.....	2012	Taylor Ward, F.....	2019	Justin Parizek, F.....	2015
Bryce Aneloski, D.....	2013	Joey Abate, F.....	2020	Aaron Pearce, F.....	2015
Dayn Belfour, G.....	2013	Brandon Scanlin, D.....	2020	Avery Peterson, F.....	2015
John Faulkner, G.....	2013	NCHC Sportsmanship Award	Tyler Vesel, F.....	2017	
Brent Gwidt, F.....	2013	NCHC Senior Scholar-Athlete	Justin Parizek, F.....	2017	
Ryan Massa, G.....	2013	Justin Parizek, F.....	2017	Tyler Vesel, F.....	2018
Jaycob Megna, D.....	2013	NCHC Post-Graduate Scholarship	Joel Messner, D.....	2018	
Brock Montpetit, F.....	2013	Joel Messner, D.....	2018	Ryan Galt, F.....	2019
Brian O'Rourke, F/D.....	2013	Ryan Galt, F.....	2019	NCHC Academic All-Conference	
James Polk, F.....	2013	Ian Brady, D.....	2014	Ian Brady, D.....	2016
Zahn Raubenheimer, F.....	2013	Brian Cooper, D.....	2014	Lukas Buchta, D^.....	2016
Andrew Schmit, F.....	2013	Jake Guentzel, F.....	2014	Brian Cooper, D.....	2016
Johnnie Searfoss, F.....	2013	Ryan Massa, G.....	2014	Grant Gallo, D^.....	2016
Alex Simonson, F.....	2013	Jaycob Megna, D.....	2014	Ryan Galt, F^.....	2016
Andrej Sustr, D.....	2013	Brock Montpetit, F.....	2014	Jake Guentzel, F^.....	2016
Tony Turgeon, D.....	2013	Brian O'Rourke, D*.....	2014	Jordan Klehr, D^.....	2016
Ryan Walters, F.....	2013	Austin Ortega, F.....	2014	Tanner Lane, F.....	2016
Dominic Zombo, F.....	2013	Justin Parizek, F.....	2014	Joel Messner, D.....	2016
NCHC Player of the Year		Aaron Pearce, F.....	2014	Mason Morelli, F^.....	2016
Josh Archibald, F.....	2014				
NCHC Forward of the Year					
Josh Archibald, F.....	2014				



ALL-TIME AWARDS AND HONORS

Luke Nogard, F.....	2016	Zach Jordan, F^.....	2018	Travis Kothenbeutel, F^.....	2020
Fredrik Olofsson, F.....	2016	Tristan Keck, F.....	2018	Chayse Primeau, F.....	2020
Austin Ortega, F.....	2016	Jordan Klehr, D^.....	2018	Teemu Pulkkinen, F.....	2020
Justin Parizek, F^.....	2016	Lawson McDonald, D^.....	2018	John Schuldt, D^.....	2020
Aaron Pearce, F^.....	2016	Joel Messner, D^.....	2018	Jason Smallidge, D^.....	2020
David Pope, F.....	2016	Mason Morelli, F^.....	2018	Dean Stewart, D.....	2020
Jake Randolph, F.....	2016	Luke Nogard, F.....	2018	Martin Sundberg, F^.....	2020
Jalen Schulz, D.....	2016	Kris Oldham, G.....	2018	Taylor Ward, F.....	2020
Luc Snuggerud, D^.....	2016	Fredrik Olofsson, F^.....	2018	<i>^Distinguished Scholar-Athlete/Scholar-Athlete Team (3.5+)</i>	
Steven Spinner, F.....	2016	Cole Pickup, F^.....	2018	AHCA All American Scholars	
Kirk Thompson, G^.....	2016	David Pope, F.....	2018	Alex Blankenburg, G.....	2017
Tyler Vesel, F^.....	2016	Jake Randolph, F.....	2018	Lukas Buchta, D.....	2017
Evan Weninger, G.....	2016	Steven Spinner, F.....	2018	Ryan Galt, F.....	2017
Riley Alferd, F^.....	2017	Dean Stewart, D.....	2018	Jordan Klehr, D.....	2017
Alex Blankenburg, G^.....	2017	Martin Sundberg, F^.....	2018	Joel Messner, D.....	2017
Ian Brady, D.....	2017	Tyler Vesel, F^.....	2018	Mason Morelli, F.....	2017
Lukas Buchta, D^.....	2017	Riley Alferd, F.....	2019	Fredrik Olofsson, F.....	2017
Grant Gallo, D^.....	2017	Alex Blankenburg, G^.....	2019	Justin Parizek, F.....	2017
Ryan Galt, F^.....	2017	Lukas Buchta, D^.....	2019	Luc Snuggerud, D.....	2017
Colin Grannary, F.....	2017	Kevin Conley, F.....	2019	Tyler Vesel, F.....	2017
Ryan Jones, D.....	2017	Ryan Galt, F^.....	2019	Riley Alferd, F.....	2018
Zach Jordan, F.....	2017	Ryan Jones, D.....	2019	Alex Blankenburg, G.....	2018
Tristan Keck, F.....	2017	Zach Jordan, F^.....	2019	Lukas Buchta, D.....	2018
Jordan Klehr, D^.....	2017	Jordan Klehr, D^.....	2019	Ryan Galt, F.....	2018
Joel Messner, D.....	2017	Nate Knoepke, D.....	2019	Zach Jordan, F.....	2018
Mason Morelli, F^.....	2017	Travis Kothenbeutel, F^.....	2019	Joel Messner, D.....	2018
Luke Nogard, F.....	2017	Lawson McDonald, D^.....	2019	Mason Morelli, F.....	2018
Kris Oldham, G.....	2017	Mason Morelli, F^.....	2019	Fredrik Olofsson, F.....	2018
Fredrik Olofsson, F^.....	2017	Fredrik Olofsson, F^.....	2019	Cole Pickup, F.....	2018
Austin Ortega, F.....	2017	Cole Pickup, F^.....	2019	Martin Sundberg, F.....	2018
Justin Parizek, F^.....	2017	Chayse Primeau, F.....	2019	Tyler Vesel, F.....	2018
David Pope, F.....	2017	Teemu Pulkkinen, F.....	2019	Lukas Buchta, D.....	2019
Jake Randolph, F.....	2017	John Schuldt, D^.....	2019	Zach Jordan, F.....	2019
Jalen Schulz, D.....	2017	Jalen Schulz, D.....	2019	Travis Kothenbeutel, F.....	2019
Luc Snuggerud, D^.....	2017	Jason Smallidge, D^.....	2019	Fredrik Olofsson, F.....	2019
Steven Spinner, F.....	2017	Steven Spinner, F.....	2019	John Schuldt, D.....	2019
Dean Stewart, D.....	2017	Dean Stewart, D.....	2019	Josh Boyer, F.....	2020
Tyler Vesel, F^.....	2017	Martin Sundberg, F^.....	2019	Ryan Jones, D.....	2020
Riley Alferd, F^.....	2018	Matej Tomek, G.....	2019	Zach Jordan, F.....	2020
Alex Blankenburg, G^.....	2018	Taylor Ward, F^.....	2019	Travis Kothenbeutel, F.....	2020
Lukas Buchta, D^.....	2018	Kevin Conley, F.....	2020	John Schuldt, D.....	2020
Grant Gallo, D.....	2018	Ryan Jones, D.....	2020	Jason Smallidge, D.....	2020
Ryan Galt, F^.....	2018	Zach Jordan, F^.....	2020	Martin Sundberg, F.....	2020
Colin Grannary, F.....	2018	Jordan Klehr, D^.....	2020	Jacob Zab, G.....	2020
Ryan Jones, D.....	2018	Nate Knoepke, D^.....	2020		



TEAM AWARDS

Most Valuable Player Award

Awarded by a vote of his teammates to the player who has contributed the most to the team's success over the season.

Dean Stewart	2020
Mason Morelli	2019
David Pope	2018
Austin Ortega	2017
Jake Guentzel	2016
Ryan Massa	2015
Josh Archibald	2014
Ryan Walters	2013
Matt White	2012
Joey Martin	2011
Eddie DelGrosso	2010
Eddie DelGrosso	2009
Bryan Marshall	2008
Scott Parse	2007
Scott Parse	2006
Scott Parse	2005
Scott Parse	2004
Greg Zanon	2003
Jeff Hoggan	2002
David Brisson	2001
Jeff Hoggan	2000
Kendall Sidoruk	1999
Jason Mitchell	1998

Most Improved Player Award

Awarded by a vote of his teammates to the player who has shown the most improvement in individual skills and team performance during the season.

Noah Prokop	2020
Dean Stewart	2019
Zach Jordan	2018
Colin Grannary	2017
Mason Morelli	2016
Justin Parizek	2015
Matt Youso	2014
Dominic Zombo	2013
Dominic Zombo	2012
Michael Young	2011
Alex Hudson	2010
Pasko Skarica	2009
JJ Koehler	2008
Brent Kisio	2007

Jerad Kaufmann	2006
Dan Knapp	2005
David Morelli	2004
Joe Pereira	2003
Brett Davis	2002
Mike Gabinet	2001
Joe Yurecko	2000
John Rosso	1999
Joe Yurecko	1998

Mike Rehmeier Biggest Heart Award

Award is in memory of Mike Rehmeier and goes to the player who displays the most dedication and determination.

Dean Stewart	2020
Jalen Schulz	2019
Mason Morelli	2018
Mason Morelli	2017
Brian Cooper	2016
Dominic Zombo	2015
Zahn Raubenheimer	2014
Brent Gwidt	2013
Brent Gwidt	2012
Alex Simonson	2011
Mark Bernier	2010
Mark Bernier	2009
Eric Aarnio	2008
Tomas Klempa	2007
Mike Lefley	2006
Dan Hacker	2005
Dan Hacker	2004
Jeremiah Johnson	2003

7th Man Award

Awarded to the player who best exemplifies team spirit, dedication, work ethic, ability to overcome adversity and contribution during the season.

Nolan Sullivan	2020
Alex Blankenburg	2019
Ryan Galt	2018
Tyler Vesel	2017
Aaron Pearce	2016
Brian O'Rourke	2015
Alex Simonson	2014
Dayn Belfour	2013
Brent Gwidt, Fredrik Bergman	2012
Terry Broadhurst	2011

Mark Bernier	2010
Jeric Agosta	2009
Tomas Klempa	2008
Dan Charleston	2007
Alex Nikiforuk	2006
Mike Lefley	2005
Mike Gabinet	2004
Dan Ellis	2003
Zach Scribner	2002
Jason Cupp	2001
Jeff Edwards	2000
Billy Pugliese	1999

Newcomer of the Year

Award to the player who has made the biggest impact on the team in his first year with the program.

Isaiah Saville	2020
Taylor Ward	2019
Martin Sundberg	2018
Teemu Pulkkinen	2017
Evan Weninger	2016
Jake Randolph, Tyler Vesel	2015
Jake Guentzel	2014
Tanner Lane, Nick Seeler	2013
Jayson Megna	2012
Matt White, Brock Montpetit	2011
Terry Broadhurst	2010
John Kemp	2009
Joey Martin	2008
Jeremie Dupont	2007
Tomas Klempa	2006
Bill Thomas	2005

Most Consistent Player Award

Awarded to the player who has been steadiest through the season based on the plus/minus statistic.

Martin Sundberg	2020
Dean Stewart	2019
Lukas Buchta	2018
Joel Messner	2017
Brian Cooper	2016
Brian Cooper	2015
Zahn Raubenheimer	2014
Ryan Walters	2013
Jayson Megna	2012



TEAM AWARDS

Joey Martin, Matt Ambroz.....	2011
Eddie DelGrosso	2010
Mark Bernier	2009
Dan Swanson	2008
Scott Parse	2007
Jerad Kaufmann.....	2006
Joe Grimaldi.....	2005

Outstanding Forward Award

Taylor Ward	2020
Mason Morelli	2019
Tyler Vesel.....	2018
Austin Ortega.....	2017
Jake Guentzel.....	2016
Jake Guentzel, Austin Ortega	2015
Josh Archibald.....	2014
Ryan Walters.....	2013
Matt White.....	2012
Joey Martin	2011
Rich Purslow	2010

Outstanding Defenseman Award

Dean Stewart	2020
Dean Stewart	2019
Joel Messner	2018
Luc Snuggerud	2017
Brian Cooper	2016
Brian Cooper	2015
Michael Young	2014
Andrej Sustr	2013
Michael Young	2012
Eric Olimb.....	2011

Eddie DelGrosso	2010
-----------------------	------

Outstanding Goalie Award

Evan Weninger.....	2019
Evan Weninger.....	2018
Evan Weninger.....	2017
Evan Weninger.....	2016
Ryan Massa	2015
Ryan Massa	2014
John Faulkner	2013
Ryan Massa	2012
John Faulkner	2011
John Faulkner	2010

Student-Athlete Award

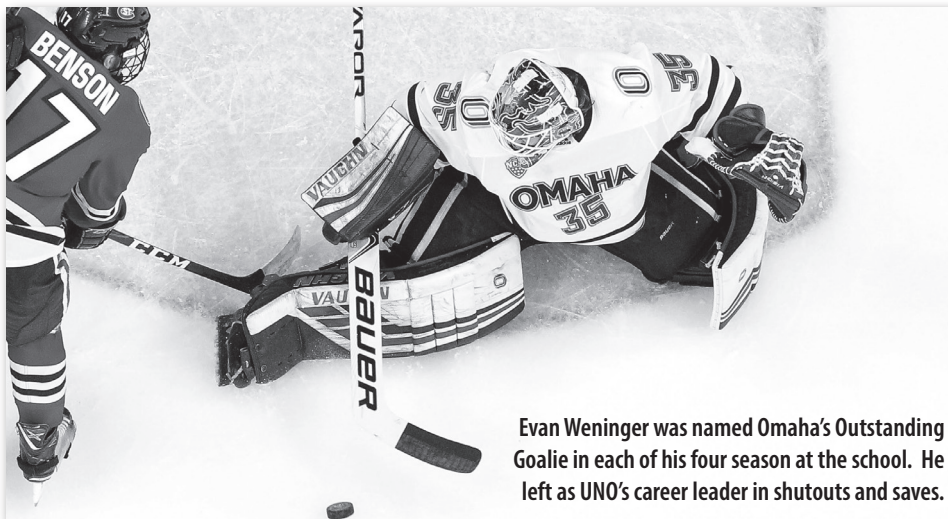
Awarded to the current player who exemplifies academic excellence while contributing to the team's overall success.

Lukas Buchta.....	2019
Tyler Vesel.....	2018
Tyler Vesel.....	2017
Kirk Thompson.....	2016
Kirk Thompson.....	2015
Brian O'Rourke.....	2014
Bryce Aneloski.....	2013
Fredrik Bergman	2012
Nick Von Bokern.....	2011
Jeric Agosta.....	2010
Jeremie Dupont.....	2009
Jeremie Dupont.....	2008
Mike Eickman.....	2007
Mike Eickman.....	2006

Mike Eickman.....	2005
Andrew Wong.....	2004
David Brisson	2003
Daniel Samuelsson.....	2002
Dave Noel-Bernier.....	2001
Daniel Samuelsson.....	2000
Dave Noel-Bernier.....	1999
Dave Noel-Bernier.....	1998

Omaha Captains Year-By-Year

2020-21	
2019-20	Dean Stewart
2018-19	Mason Morelli
2017-18	Joel Messner
2016-17	Justin Parizek
2015-16	Brian Cooper
.....	Jake Guentzel
2014-15	Brian O'Rourke
.....	Dominic Zombo
2013-14	Michael Young
2012-13	Brent Gwidt
.....	Matt White
2011-12	Terry Broadhurst
2010-11	Joey Martin
2009-10	Jeric Agosta
.....	Mark Bernier
2008-09	Mark Bernier
2007-08	Bryan Marshall
2006-07	Scott Parse
2005-06	Mike Lefley
2004-05	Mike Lefley
2003-04	Mike Lefley
2002-03	David Brisson
.....	Greg Zanon
2001-02	David Brisson
2000-01	Jason Cupp
1999-00	Jeff Edwards
1998-99	Jeff Edwards
1997-98	Jeff Edwards



Evan Weninger was named Omaha's Outstanding Goalie in each of his four seasons at the school. He left as UNO's career leader in shutouts and saves.



MAVERICKS IN THE NHL



Pittsburgh Penguins

**JAKE
GUENTZEL**



Andy DeWitt / Oilers Entertainment Group

**JOSH
ARCHIBALD**

MAVERICKS IN PROFESSIONAL HOCKEY

Jeric Agosta

Fuessen EV (Germany) -- 2010-11

Matt Ambroz

Alaska (ECHL) -- 2010-12; Fort Worth (CHL), Stockton (ECHL) -- 2012-13; Denver, Tulsa (CHL) -- 2013-14

Bryce Aneloski

Allen (CHL) -- 2012-13; Toronto, Iowa (AHL), Orlando (ECHL) -- 2013-14; Toronto, Providence (AHL), Orlando (ECHL) -- 2014-15; Bridgeport (AHL), Missouri (ECHL) -- 2015-16; Bakersfield (AHL), Florida (ECHL) -- 2016-17; Kansas City (ECHL) -- 2017-18

Joel Andresen

Victoria (ECHL) -- 2005-06; Fuessen (GerObl) -- 2006-07

Phil Angell

Port Huron (UHL) -- 2006-07

Josh Archibald

Wilkes-Barre/Scranton (AHL) -- 2013-14; Wilkes-Barre/Scranton (AHL), Wheeling (ECHL) -- 2014-15; Pittsburgh (NHL), Wilkes-Barre/Scranton (AHL) -- 2015-16; Pittsburgh (NHL), Wilkes-Barre/Scranton (AHL) -- 2016-17; Pittsburgh (NHL), Arizona (AHL), Wilkes-Barre/Scranton (AHL) -- 2017-18; Arizona (NHL) -- 2018-19; Edmonton (NHL) -- 2019-20

Adam Bartholomay

Florida (ECHL), Muskegon (IHL) -- 2007-08; Muskegon (IHL) -- 2008-09; Tulsa (CHL) -- 2009-10; Cincinnati (ECHL), Mississippi (SPHL) -- 2010-11; Rio Grande Valley (CHL) -- 2011-12

Bill Bagron

Texas (ECHL) -- 2007-08; Wichita (CHL), Muskegon (IHL), Bloomington (IHL) -- 2008-11; Ontario (ECHL) -- 2011-12; Dundee (EIHL) -- 2012-14

Ryan Bencurik

Wichita (CHL) -- 2000-01

Ryan Bennett

Adirondack (UHL) -- 2003-05; Rochester (AHL) -- 2004-05; Augusta (ECHL), Portland (AHL), Adirondack (UHL) -- 2005-06; South Carolina (ECHL), Long Beach (ECHL) -- 2006-07; Youngstown (CHL) -- 2007-08; Corpus Christi (CHL) -- 2008-10; Laredo (CHL) -- 2010-11

Cody Blanshan

Greenville (ECHL), Norfolk (AHL) -- 2005-06; Idaho (ECHL) -- 2006-07; Mississippi (CHL) -- 2007-08; Elmira (ECHL), Augusta (ECHL), Rapid City (CHL) -- 2008-09

Ian Brady

Rochester (AHL) -- 2016-17; Rapid City (ECHL) -- 2017-18; Frederikshavn (Denmark) -- 2018-19; Heilbronn (DEL-2) -- 2019-20

David Brisson

Grand Rapids (AHL), Muskegon (UHL) -- 2003-04; Fresno (ECHL), Idaho (ECHL) -- 2004-05

Terry Broadhurst

Rockford (AHL) -- 2011-12; Toledo (ECHL), Rockford (AHL) -- 2012-13; Rockford (AHL) -- 2013-14; Chicago (AHL) -- 2014-15; Skelleftea AIK, Brynas IF Gavle (Sweden) -- 2015-16; KooKoo Kouvola (Sweden) -- 2016-17; Cleveland (AHL) -- 2017-18; Rockford (AHL) -- 2018-19; Charlotte, Bridgeport (AHL) -- 2019-20

Allan Carr

Huntsville (SEHL) -- 2003-04; Memphis (CHL) -- 2004-05

James Chalmers

Philadelphia (AHL) -- 2001-02

Rob Chappell

Elmira (UHL) -- 2006-07; Rocky Mountain (CHL) -- 2007-08; Rocky Mountain (CHL) -- 2008-09

Dan Charleston

Grand Rapids (AHL) -- 2008-09; KalPa Kuopio (Finland), Trenton (ECHL) -- 2009-10; Trenton (ECHL), Albany (AHL) -- 2010-11

Chris Claffey

Idaho (ECHL) -- 2005-06

Brian Cooper

San Diego (AHL) -- 2015-16; San Diego (AHL), Utah (ECHL) -- 2016-17; San Diego (AHL) -- 2017-18; San Diego (AHL), Atlanta (ECHL), AIK (Sweden) -- 2018-19; Bjorkloven IF (Sweden) -- 2019-20

Eddie DeGrosso

Springfield (AHL) -- 2009-10; HIFK Helsinki, HPK Hameenlinna (Finland), Las Vegas (ECHL) -- 2010-14

Jeremie Dupont

Bakersfield (ECHL) -- 2009-10; Odessa (CHL), Mississippi (SPHL) -- 2010-11

Mike Eickman

Rockford (UHL) -- 2006-07

Dan Ellis

Utah (AHL), Idaho (ECHL), Dallas (NHL) -- 2003-04; Hamilton (AHL) -- 2004-05; Iowa (AHL) -- 2005-07, Nashville (NHL) -- 2007-10; Tampa Bay, Anaheim (NHL) -- 2010-12; Carolina (NHL), Charlotte (AHL) -- 2012-13; Dallas, Florida (NHL) -- 2013-14; Florida (NHL), San Antonio (AHL) -- 2014-15; Hershey (AHL) -- 2015-16

Nick Fanto

Edinburgh (Scotland) -- 2010-11; Dayton (CHL) -- 2011-12

Mike Gabinet

Saipa (Finland) -- 2004-05; Idaho (ECHL), Iowa (AHL) -- 2005-06; Idaho (ECHL) -- 2006-07; South Carolina (ECHL), Springfield (AHL) -- 2007-09; Idaho (ECHL), Abbotsford (AHL) -- 2010-11; Ontario (ECHL) -- 2011-12

Ryan Galt

Utah (ECHL) -- 2018-19; Kansas City (ECHL) -- 2019-20

Jake Guentzel

Wilkes-Barre/Scranton (AHL) -- 2015-16; Pittsburgh (NHL), Wilkes-Barre/Scranton (AHL) -- 2016-17; Pittsburgh (NHL) -- 2017-20

Shane Glover

Muskegon (UHL) -- 2002-03

David Graham

Idaho (ECHL) -- 2005-06

Brent Gwidt

Utah (ECHL) -- 2012-16

Brian Haaland

Muskegon (UHL), Adirondack (UHL) -- 2003-04

Dan Hacker

Idaho (ECHL), Iowa (AHL) -- 2005-06; Iowa (AHL) -- 2006-07; SaiPa Lappeenranta (Finland) -- 2007-08; Ilves Tampere (Finland), HIFK Helsinki (Finland) -- 2008-09; Schwenningen (Germany) -- 2009-15

Jeff Hoggan

Houston (AHL) -- 2001-04; Worcester (AHL) -- 2004-05; St. Louis (NHL) -- 2005-06; Boston (NHL), Providence (AHL) -- 2006-07; Phoenix (NHL), San Antonio (AHL) -- 2008-09; San Antonio (AHL), Phoenix (NHL) -- 2009-10; Wolfsburg (Germany) -- 2010-11; Hannover (Germany) -- 2011-12; Grand Rapids (AHL) -- 2012-16; Iowa (AHL) -- 2016-17

Chris Holt

Charlotte (ECHL), Hartford (AHL), New York Rangers (NHL) -- 2005-06; Charlotte (ECHL), Hartford (AHL) -- 2006-08; St. Louis (NHL), Peoria (AHL), Alaska (ECHL) -- 2008-09; Elmira (ECHL), Binghamton (AHL) -- 2009-10; Riga Dynamo (Russia) -- 2010-12; Yekaterinburg, Donbass (KHL) -- 2012-13; Znojmo Orli HC (Austria), Ritten Renon (Italy) -- 2014-15; Braehead Clan (EIHL) -- 2015-16

Alex Hudson

Manchester (AHL), Bakersfield (ECHL) -- 2011-12; Bakersfield, Alaska (ECHL) -- 2012-13; Colorado (ECHL) -- 2013-14; Peoria (SPHL) -- 2014-15; Louisiana (SPHL) -- 2015-16

Jason Jaworski

Muskegon (UHL) -- 2002-04; Adirondack (UHL) -- 2003-05; Elmira (UHL) -- 2004-05; Quad City (UHL), Port Huron (ECHL) -- 2005-06

Jerad Kaufmann

Bakersfield (ECHL) -- 2008-09; Quad City (IHL) -- 2009-10; Quad City (CHL), Rio Grande Valley (CHL), Dundee (EIHL) -- 2010-11

Tomas Klempa

Wheeling (ECHL) -- 2008-09; Fort Wayne (IHL), Johnston (ECHL), Wichita (CHL) -- 2009-10; Rio Grande Valley (CHL) -- 2010-12; Fort Worth (CHL) -- 2012-13; Tulsa, Wichita (CHL) -- 2013-14; Piestany SHK 37 (Slovakia) -- 2014-15



MAVERICKS IN PROFESSIONAL HOCKEY

Dan Knapp

Pensacola (ECHL) -- 2006-07; Ontario (ECHL) -- 2008-10

Jason Krischuk

Idaho (ECHL) -- 2005-06; Las Vegas (ECHL) -- 2006-07; Quad City (AHL) -- 2007-08; Corpus Christi (CHL) -- 2008-09; Las Vegas (ECHL) -- 2009-10; Texas (CHL) -- 2010-11; Las Vegas (ECHL) -- 2011-12

Bryce Lampman

Hartford (AHL) -- 2002-07; New York Rangers (NHL) -- 2003-07; Norfolk (AHL), Iowa (AHL) -- 2007-08; Amur Khabarovsk (Russia) -- 2008-09; Peoria (AHL) -- 2009-10; Houston (AHL), Ingolstadt ERC (Germany) -- 2010-11; Hannover (Germany) -- 2011-12; Portland (AHL), Orlando (ECHL), Langnau (Switzerland) -- 2012-13; Florida (ECHL) -- 2013-14

Josh Lampman

Tulsa (CHL) -- 2003-04

Mick Lawrence

Las Vegas (ECHL) -- 2008-10; Texas (CHL) -- 2010-11

Bryan Marshall

Lake Erie (AHL), Johnston (ECHL) -- 2008-09; Cincinnati (ECHL), Johnstown (ECHL) -- 2009-10; Herning (Denmark) -- 2010-11; Heilbronn (Germany) -- 2011-12; Herning (Denmark) -- 2012-13

Joey Martin

Houston (AHL), Toledo (ECHL) -- 2011-12; Texas (AHL), Toledo (ECHL) -- 2012-13; Bridgeport (AHL), Stockton (ECHL) -- 2013-14; Cardiff (EIHL) -- 2014-20

Ryan Massa

Toronto (AHL), Orlando (ECHL) -- 2015-17

Jaycob Megna

Norfolk (AHL) -- 2013-15; San Diego (AHL) -- 2015-16; Anaheim (NHL), San Diego (AHL) -- 2016-17; Anaheim (NHL), San Diego (AHL) -- 2017-19; Chicago (AHL) -- 2019-20

Jayson Megna

Wilkes-Barre/Scranton (AHL) -- 2012-13; Pittsburgh (NHL), Wilkes-Barre/Scranton (AHL) -- 2013-15; New York Rangers (NHL), Hartford (AHL) -- 2015-16; Vancouver (NHL), Utica (AHL) -- 2016-17; Vancouver (NHL), Utica (AHL) -- 2017-18; Hershey (AHL) -- 2018-19; Colorado (NHL), Colorado (AHL) -- 2019-20

Joel Messner

Providence (AHL), Atlanta (ECHL) -- 2018-19; Providence (AHL), Atlanta (ECHL) -- 2019-20

Brock Montpetit

Bridgeport (AHL) -- 2013-14; Vasteras IK (Sweden) -- 2014-15; Leksands IF (Sweden) -- 2015-16

Mason Morelli

Stockton (AHL) -- 2018-19; Stockton (AHL), Kansas City (ECHL) -- 2019-20

Alex Nikiforuk

Saipia (Finland) -- 2006-07; Wolfsburg (Germany) -- 2007-08; Herning (Denmark) -- 2008-09; Pontebba (Italy) -- 2009-10; Valpellice (Italy) -- 2010-12; Esbjerg (Denmark) -- 2012-13; GCK (Swiss) -- 2013-14; GCK, Martigny-Verbier (Swiss) -- 2014-15; Bremerhaven (DEL), GCK (Swiss), Visp EHC (Swiss) -- 2015-16; Nottingham (EIHL) -- 2016-17; Epinal (France) -- 2017-18; Coventry (EIHL) -- 2018-19; Heilbronn (DEL-2) -- 2019-20

David Noel-Bernier

Kempten (Germany) -- 2002-03, Muskegon (UHL) -- 2003-04; Riessersee (Germany) -- 2004-06; Munich (Germany) -- 2005-06; Muskegon (UHL) -- 2006-07

Luke Nogard

Toledo (ECHL) -- 2017-18; Norfolk (ECHL) -- 2018-19; Atlanta (ECHL), Lausitzer (DEL-2) -- 2019-20

Eric Olimb

Florida (ECHL) -- 2010-11

Fredrik Olofsson

Rockford (AHL) -- 2018-19; MODO Hockey Ornskoldsvik (Sweden) -- 2019-20

Brian O'Rourke

Rapid City (ECHL) -- 2015-16

Austin Ortega

San Diego (AHL) -- 2016-17; San Diego (AHL), Utah (ECHL) -- 2017-18; Vaxjo HC (SweHL), Berlin (DEL) -- 2018-19; Berlin (DEL) -- 2019-20

Justin Parizek

San Jose (AHL), Idaho (ECHL) -- 2017-18; Idaho (ECHL), Miskolci DVTK (Slovakia) -- 2018-19

Scott Parse

Grand Rapids (AHL) -- 2006-07; Manchester (AHL), Reading (ECHL) -- 2007-08; Manchester (AHL) -- 2008-09; Manchester (AHL), Los Angeles (NHL) -- 2009-12; Albany (AHL) -- 2012-13

Joe Pereira

Texas (ECHL), Peoria (ECHL) -- 2003-05; Fresno (ECHL) -- 2004-05; Augusta (ECHL) -- 2005-07

David Pope

Grand Rapids (AHL), Toledo (ECHL) -- 2018-19; Grand Rapids/Utica (AHL), Kalamazoo (ECHL) -- 2019-20

Billy Pugliese

San Diego (WCHL) -- 2001-02; Muskegon (UHL) -- 2002-04

Rich Purslow

Reading (ECHL) -- 2011-12

Jake Randolph

Worcester (ECHL) -- 2017-18; Jacksonville (ECHL) -- 2018-19; Atlanta/Tulsa (ECHL), Vasterviks IK (Sweden) -- 2019-20

Derek Reynolds

Huntsville (CHL) -- 1999-2001; San Diego (WCHL) -- 2001-02; El Paso (ECHL), Wichita (CHL) -- 2002-03; Tulsa (CHL), Huntsville (CHL) -- 2003-04

Daniel Samuelsson

France -- 2002-03

Brandon Scero

Mississippi (ECHL) -- 2007-08; Utah (ECHL), Elmira (ECHL), Stockton (ECHL), Cincinnati (ECHL) -- 2008-09

Johnnie Searfoss

Utah (ECHL) -- 2013-15

Kendall Sidoruk

Idaho (WCHL) -- 2000-01

Aaron Smith

Texas (ECHL), Indianapolis (CHL) -- 2003-04; Columbia (ECHL), Charlotte (ECHL), Wheeling (ECHL) -- 2004-05

Luc Snuggerrud

Rockford (AHL) -- 2016-19; Syracuse/Binghamton (AHL), Innsbruck HC (Austria) -- 2019-20

Steven Spinner

Hershey (AHL) -- 2018-19

Anthony Stolarz

Lehigh Valley (AHL) -- 2014-16; Philadelphia (NHL), Lehigh Valley -- 2016-17; Lehigh Valley (AHL), Reading (ECHL) -- 2017-18; Philadelphia, Edmonton (NHL), Lehigh Valley (AHL) -- 2018-19; Anaheim (NHL), San Diego (AHL) -- 2019-20

Andrej Sustr

Tampa Bay (NHL), Syracuse (AHL) -- 2012-14; Tampa Bay (NHL) -- 2014-18; Anaheim (NHL), San Diego (AHL) -- 2018-19; Kunlun (KHL) -- 2019-20

Kris Tebbis

Adirondack (UHL) -- 2004-06; Bloomington (UHL), Elmira (UHL) -- 2006-07; Alaska (ECHL), Mississippi (ECHL), Texas (ECHL) -- 2007-08; Corpus Christi (CHL) -- 2008-09; Corpus Christi (CHL), Allen (CHL), Laredo (CHL) -- 2009-10

Bill Thomas

Phoenix (NHL) -- 2005-06; Phoenix (NHL), San Antonio (AHL) -- 2006-08; Pittsburgh (NHL), Wilkes-Barre/Scranton (AHL) -- 2008-09; Springfield (AHL), Lugano (Switzerland) -- 2009-10; Florida (NHL), Rochester (AHL) -- 2010-11; Florida (NHL), San Antonio (AHL) -- 2011-12; Lake Erie (AHL) -- 2012-13; Lake Erie (AHL), Zagreb Medvescak (KHL) -- 2013-15; MODO Hockey Ornskoldsvik (Sweden) -- 2015-16

Andrew Tortorella

Roanoke (ECHL) -- 1998-99; Knoxville (UHL) -- 1999-2000; New Haven (UHL) -- 2001-02

MAVERICKS IN PROFESSIONAL HOCKEY

Tony Turgeon

San Antonio (AHL), Cincinnati (ECHL) -- 2013-14; San Antonio (AHL), Cincinnati (ECHL), Allen (ECHL) -- 2014-15; Portland (AHL), Manchester (ECHL) -- 2015-16; Springfield (AHL), Manchester (ECHL) -- 2016-17; Springfield (AHL), Manchester (ECHL) -- 2017-19

Scott Turner

Peoria (ECHL) -- 2003-05; Victoria (ECHL) -- 2004-05

Juha Uotila

Toronto (AHL) -- 2008-09; Pelicans (Finland) -- 2009-11; Oskarshamn IK (Sweden) -- 2011-14; Vita Hasten HC (Sweden-1) -- 2014-15; Vasteras IK (Sweden) -- 2015-16; JyP HT Jyvaskyla, JYP-Akatemia (Sweden) -- 2016-17; Szekeshfehervar Alba Volan HC (Austria) -- 2017-18

Tyler Vesel

Bakersfield (AHL) -- 2017-2019; Bjorkloven IF (Sweden) -- 2019-20

Ryan Walters

Bridgeport (AHL) -- 2013-14; Iowa (AHL), Alaska (ECHL) -- 2014-15; San Diego (AHL), Utah, Rapid City (ECHL) -- 2015-16; Rapid City (ECHL) -- 2016-17; Utah (ECHL) -- 2017-19

Evan Weninger

Florida (ECHL) -- 2018-19; Allen, Wichita (ECHL) -- 2019-20

Matt White

Ontario (ECHL) -- 2013-14; Ljubljana Olimpija HK (Austria), Ontario (ECHL) -- 2014-15; Milwaukee (AHL), Manchester (ECHL) -- 2015-16; Milwaukee (AHL) -- 2016-17; Augsburg (DEL) -- 2017-19; Nizhnekamsk Neftekhimik (KHL) -- 2019-20

Michael Young

Milwaukee (AHL) -- 2013-14; South Carolina (ECHL) -- 2014-16; Rapid City (ECHL) -- 2016-17; Rapid City (ECHL), Norfolk (ECHL) -- 2017-18

Greg Zanon

Milwaukee (AHL) -- 2003-05; Nashville (NHL), Milwaukee (AHL) -- 2005-07; Nashville (NHL) -- 2007-09; Minnesota (NHL) -- 2009-11; Minnesota (NHL), Boston (NHL) -- 2011-12; Colorado (NHL) -- 2012-13; San Antonio (AHL) -- 2013-15

Dominic Zombo

Toledo (ECHL) -- 2015-16; Cincinnati (ECHL) -- 2016-18; Cincinnati, Wichita, Kalamazoo (ECHL) -- 2018-19

Craig Zuberksy

Victoria (ECHL) -- 2004-05



Former Maverick Jake Guentzel hoists the Stanley Cup after helping the Pittsburgh Penguins win the trophy as a rookie in 2016-17.