

# OMAHA BASEBALL

## GAME NOTES

Baseball Contact: Zack Kirby

Email: zkirby@omavs.com

Office: 402-554-2140

Cell: 615-300-5854



### OMAHA MAVERICKS

Record: 24-11-1 (16-2 Summit)

Head Coach: Evan Porter

Record at School: 51-87-1 (3rd Year)

Career Record: Same

### PROBABLE STARTING PITCHER

FRI-26 JOEY MACHADO (5-1 / 3.95 ERA)

SAT-27 PAYTON KINNEY (8-0 / 1.34 ERA)

SUN-28 SPENCER KOELEWYN (4-1 / 3.74 ERA)

### SUMMIT LEAGUE RANKINGS

School	Conf	Overall
Omaha.....	16-2.....	24-11-1
South Dakota State .....	11-7 .....	19-16
Oral Roberts .....	10-8 .....	19-18
Western Illinois .....	9-9 .....	15-23
North Dakota State.....	8-10 .....	11-19
Purdue Fort Wayne.....	0-18 .....	5-32

\*as of 4/21/19

### SCHEDULE

Date	Opponent	Time (CT/Result)
Feb. 15	at USC	L, 6-5
Feb. 16	at USC	L, 11-0
Feb. 17	at USC	W, 12-9
Feb. 20	at Kansas	Cancelled
Feb. 22	at Seattle (DH)	L, 12-0, W, 3-2
Feb. 23	at Seattle	W, 10-8
Feb. 24	at Seattle	L, 8-6
March 1	at Savannah State	W, 2-0
March 2	at Savannah State	L, 5-4
March 3	at Savannah State	T, 3-3
March 5	at Nebraska	Postponed
March 8	at Santa Clara	W, 2-0
March 9	at Santa Clara (DH)	W, 2-0, W, 7-4
March 10	at Santa Clara	W, 4-2
March 16	vs. North Dakota State*	W, 7-6
March 17	vs. North Dakota State* (DH)	W, 3-0, W, 4-1
March 22	vs. Purdue Fort Wayne* (SKUTT)	W, 11-4
March 23	vs. Purdue Fort Wayne* (PREP)	W, 6-1
March 24	vs. Purdue Fort Wayne* (PREP)	W, 26-0
March 26	at Wichita State	L, 12-2
March 29	vs. Western Illinois* (SSP)	W, 8-2
March 30	vs. Western Illinois* (SSP)	W, 4-3
March 31	vs. Western Illinois* (SSP)	W, 15-5
April 3	vs. Creighton (WP)	Postponed
April 5	at South Dakota State*	W, 12-10
April 6	at South Dakota State* (DH)	W, 9-4, W, 11-7
April 10	at Kansas State	L, 7-2
April 12	at Oral Roberts* (DH)	L, 8-7, W, 4-2
April 13	at Oral Roberts*	L, 10-7
April 17	vs. Nebraska (WP)	L, 8-5
April 19	at Purdue Fort Wayne*	W, 5-0
April 21	at Purdue Fort Wayne* (DH)	W, 13-2, W, 4-2
April 23	vs. Kansas State (WP)	L, 9-2
April 26	vs. South Dakota State* (SSP)	4 p.m.
April 27	vs. South Dakota State* (SSP)	2 p.m.
April 28	vs. South Dakota State* (SSP)	12 p.m.
April 30	vs./at Creighton (DH) (SSP - GM1)	1 p.m., 6:30 p.m.
May 3	at North Dakota State*	6:30 p.m.
May 4	at North Dakota State*	1 p.m.
May 5	at North Dakota State*	1 p.m.
May 8	at Minnesota	6 p.m.
May 10	at Western Illinois*	3 p.m.
May 11	at Western Illinois*	1 p.m.
May 12	at Western Illinois*	1 p.m.
May 14	at Creighton	6:30 p.m.
May 16	vs. Oral Roberts* (SSP)	4 p.m.
May 17	vs. Oral Roberts* (SSP)	2 p.m.
May 18	vs. Oral Roberts* (SSP)	12 p.m.
May 22-25	Summit League Championship	TBA

\* - Summit League game • Home games played at Seymour Smith Park and Werner Park.



### SOUTH DAKOTA STATE JACKRABBITS

Record: 19-16 (11-7 Summit)

Head Coach: Rob Bishop

Record at School: 49-62 (3rd Year)

Career Record: 612-394-2 (20th Year)

Series History: Omaha leads 85-72

### PROBABLE STARTING PITCHERS

FRI-26 TYLER OLMSTEAD (3-2 / 3.39 ERA)

SAT-27 RYAN FROOM (4-3 / 5.15 ERA)

SUN-28 NIC MCCAY (4-1 / 4.68 ERA)

### TEAM STAT COMPARISON

OMAHA		SOUTH DAKOTA STATE	
AVG: .282	ERA: 4.59	AVG: .270	ERA: 4.84
RUNS: 227	IP: 317.1	RUNS: 227	IP: 310.2
HITS: 347	SHO: 6/6	HITS: 335	SHO: 1/0
HR: 19	SO: 321	HR: 28	SO: 272
SLG %: .389	BB: 169	SLG %: .397	BB: 135
OB %: .375	B/AVG: .245	OB %: .374	B/AVG: .273
SB/ATT: 37-50	FLD %: .984	SB/ATT: 37-46	FLD %: .972



Primary Logo



Secondary Logo

### BROADCAST INFORMATION

Live Stats: OMavs.com

Live Stream: N/A

Live Audio: N/A

TV: N/A

Radio: MavRadio.FM

### WHEN REFERRING TO THE MAVERICKS / MEDIA AVAILABILITY

As part of a university-wide rebranding effort that began in 2011, media and fans are reminded to refer to the school as "The University of Nebraska Omaha," "Omaha" or "UNO." "Nebraska Omaha" and "Nebraska-Omaha" are no longer acceptable references. Student-athletes and coaches are available for interviews by arrangement through the Omaha athletic communications office. All baseball interview requests must be arranged through Assistant Director of Communications Zack Kirby at least one day in advance.

### GAME NOTES

#### LEADING OFF

- Parker Smejkal leads the league in batting average at .471 in conference play. He also has league-bests in slugging percentage (.675) and on-base percentage (.557). His on-base percentage also ranks second in the nation amongst Division I heading into the week.
- Omaha's pitching has been crucial for the team this season, as Payton Kinney leads the league with a perfect 8-0 record and a 1.34 ERA. His eight wins are also tied for the nation's best and his ERA is eighth in the nation.
- Weekend starter Spencer Koelewyn held the nation's fewest hits allowed per nine innings for over a month, but saw that streak broken last weekend at Purdue Fort Wayne. He now ranks third with 4.15 hits allowed per nine innings.
- Cal Hehnke and Tyler Daugherty are tied for the most saves amongst league members with five this season. Jackson Gordon ranks second in the league with four saves.
- Fresh into the lineup last weekend after missing two weeks due to injury, Matt Bondarchuk had five singles and four runs scored in

- his return.
- Over the weekend at Purdue Fort Wayne, he batted .600.
- Omaha swept the first series against the second-place Jackrabbits this season in Sioux Falls, S.D.
- In the first game, Omaha overcame a 10-1 deficit in the seventh and plated 11 unanswered runs to win 12-10 on April 5.
- The following day on April 6, Omaha capped off the sweep with a pair of doubleheader wins against South Dakota State. After the Mavericks mounted a comeback the previous night, they continued their momentum with a 9-4 victory and an 11-7 win off Thomas DeBonville's late heroics with a ninth-inning grand slam.
- In that second game, Brett Bonar finished with three hits, three runs and an RBI, while Palensky and Rogers both had two hits and a double. DeBonville finished with three RBI.
- Omaha capped off the series in dramatic fashion. After leading 7-1 through five innings, South Dakota State tied it up at 7-all entering the top of the ninth. With the bases loaded, DeBonville launched his first-career grand slam and lifted Omaha to a four-run win.



f omahabsb

@omahabsb

@omavs/@omahabsb



**QUICK FACTS****GENERAL INFORMATION**

Name .....University of Nebraska Omaha  
 City .....Omaha, Neb.  
 Founded ..... 1908  
 Enrollment ..... 15,432  
 Nickname ..... Mavericks  
 School Colors ..... Crimson and Black  
 Affiliation ..... NCAA Division I  
 Conference ..... The Summit League  
 Chancellor ..... Dr. Jeffrey P. Gold  
 Vice Chancellor, Athletics ..... Trev Alberts  
 Home Field ..... Isaacson Field at Seymour Smith Park  
 Surface ..... Natural Grass  
 Dimensions ..... LF - 330, CF - 410, RF - 330

**BASEBALL HISTORY**

First Year of Baseball ..... 1947  
 All-Time Record ..... 1,502-1,157 (72 Years)  
 Summit League All-Time Record ..... 101-83  
 NCAA D-I Tournament Appearances ..... 0

**TEAM INFORMATION**

2017 Overall Record ..... 15-35  
 2017 Summit League Record/Finish ..... 5th/6  
 Position Starters Returning/Lost ..... 7/3  
 Starting Pitchers Returning/Lost ..... 5/3  
 Redshirts Returning ..... 4  
 Newcomers ..... 15

**COACHING STAFF**

Head Coach ..... Evan Porter (3rd Year)  
 Alma Mater ..... Omaha (2009)  
 Record at Omaha ..... 51-87-1  
 Career Record ..... Same  
 Assistant Coach ..... Brian Strawn (3rd Year)  
 Alma Mater ..... Omaha (2011)  
 Email ..... bjohnsonstrawn@unomaha.edu  
 Pitching Coach ..... Brett Swain (3rd Year)  
 Alma Mater ..... Nebraska (2015)

**MEDIA INFORMATION**

Baseball Contact ..... Zack Kirby  
 Office Phone ..... (402) 554-2140  
 Kirby's Cell Phone ..... (615) 300-5854  
 Kirby's Email ..... zkirby@omavs.com  
 Athletics Website ..... OMavs.com  
 Facebook ..... Facebook.com/OmahaBSB  
 Twitter ..... @OmahaBSB  
 Instagram ..... @omavs/@OmahaBSB  
 Mailing Address ..... Sapp Fieldhouse  
 ..... 6001 Dodge Street, Omaha, NE, 68182

**NUMERICAL ROSTER**

#	Name	Cl.	Pos.	Ht.	Wt.	B/T	Hometown (High School/Previous School(s))
1	Brett Bonar	Jr.	C	6-1	210	L/R	Rose Hill, Kan. (Rose Hill/Barton County CC)
2	Cal Hehnke	Sr.	RHP	6-3	215	L/R	Grand Island, Neb. (Grand Island)
3	Thomas DeBonville	Sr.	OF	6-1	180	R/R	Silverthorne, Colo. (Summit/Eastern Arizona College)
4	Parker Smejkal	Jr.	INF	6-2	215	R/R	Columbus, Neb. (Columbus/Coffeyville CC)
5	Jack Lombardi	So.	INF	5-11	185	R/R	Park Ridge, Ill. (Loyola Academy/Creighton/Jefferson Coll.)
7	Tyler Daugherty	Sr.	OF/RHP	5-10	180	R/R	Chandler, Ariz. (Corona Del Sol/Scottsdale CC)
8	Richie Holetz	Fr.	RHP	6-4	205	R/R	Edina, Minn. (Edina)
9	Max Gamm	So.	INF	5-11	150	R/R	Woodbury, Minn. (East Ridge)
10	Ben Palensky	Sr.	OF	6-0	190	R/R	Papillion, Neb. (Papillion-La Vista South/Southeast CC)
11	Keil Krumwiede	Jr.	INF/RHP	6-2	210	R/R	Glasgow, Mont. (Glasgow/MSU-Billings/Des Moines Area CC)
12	Braden Rogers	Sr.	INF	6-2	200	R/R	Enid, Okla. (Enid/Northern Oklahoma College)
13	Payton Kinney	Sr.	RHP	6-4	220	R/R	Firth, Neb. (Norris/Southeast CC)
14	Jacob Wageman	Fr.	INF	5-10	170	R/R	Elkhorn, Neb. (Bennington)
15	Grant Suponchick	Sr.	INF/RHP	6-2	260	R/R	Papillion, Neb. (Papillion-La Vista South)
16	Matt Bondarchuck	Jr.	OF	5-11	185	L/R	Edmonton, Alberta, Canada (St. Francis Xavier/Cloud County CC)
17	Andrew Brighton	Sr.	LHP	6-1	165	L/L	Nashville, Mich. (Maple Valley/Lansing CC)
18	Cam Fowler	Jr.	LHP	6-3	205	L/L	Moline, Ill. (Moline)
19	Spencer Koelwyn	So.	LHP	6-4	205	L/L	Harrisburg, S.D. (Sioux Falls Christian Academy)
20	Breyden Eckhout	Jr.	INF/RHP	5-11	190	R/R	Amherst, Neb. (Amherst/Iowa Western CC)
21	Brendan McKeivitt	Fr.	OF	5-10	165	L/L	Woodbury, Minn. (East Ridge)
23	Jackson Gordon	Fr.	RHP/INF	6-1	160	R/R	Omaha, Neb. (Skutt Catholic)
24	Josiah Scott	Jr.	C	6-4	200	R/R	Littleton, Colo. (Valor Christian/Oral Roberts/Trinidad St./St. Charles CC)
26	Evan Laney	Fr.	INF	6-1	210	R/R	Papillion, Neb. (Creighton Prep)
27	Josh Scribner	Jr.	C	6-3	215	R/R	Raymore, Mo. (Raymore-Peculiar)
28	Mark Ehresman	R-So.	RHP	6-2	195	R/R	Eden Prairie, Minn. (Eden Prairie)
29	Caden Cornett	Fr.	LHP	6-4	210	L/L	Anacortes, Was. (Anacortes)
30	Justin McEnroe	R-Fr.	C	5-11	215	R/R	Lee's Summit, Mo. (Lee's Summit West)
31	Jacob Alcorn	Jr.	RHP	6-2	205	R/R	Lakewood, Calif. (Millikan/Long Beach City College)
32	Matthew Hess	Jr.	RHP	6-6	250	R/R	Scottsdale, Ariz. (Horizon/Scottsdale CC)
33	Joey Machado	So.	RHP	6-4	215	R/R	Omaha, Neb. (Creighton Prep)
34	Jacob Mohler	Jr.	RHP	6-4	210	R/R	Cedar Creek, Neb. (Louisville/Iowa Central CC)
35	Jonas Lovin	Sr.	RHP	6-2	200	R/R	Minden, Neb. (Minden/Augustana College)

**Pronunciations:**

**Brett Bonar** - BOH-narr

**Cal Hehnke** - HENK-ee

**Mark Ehresman** - AIR-ess-men

**Richie Holetz** - HOLE-its

**Spencer Koelwyn** - COOL-uh-wine

**Keil Krumwiede** - KEEL KRUM-wee-dee

**Justin McEnroe** - MAC-en-row

**Joey Machado** - muh-CHA-dow

**Parker Smejkal** - SMECK-uhl

**Grant Suponchick** - soo-PAHN-chick

**Jacob Wageman** - WAGG-eh-man


**ROSTER BREAKDOWN**


**BY CLASS:** Seniors (9) / Juniors (11) / Sophomores (5) / Freshmen (7)

**BY STATE/COUNTRY:** Nebraska (12), Minnesota (4), Colorado (2), Illinois (2), Missouri (2), Arizona (2), Kansas (1), Washington (1), South Dakota (1), Michigan (1), Montana (1), Oklahoma (1), California (1), Canada (1)

**BY POSITION:** Right-Handed Pitchers (14), Left-Handed Pitchers (4), Infielders (10), Outfielders (5), Catchers (4)

## WEEKEND STARTING PITCHER - GAME ONE





**33**

6-4    215    SOPHOMORE    RHP    OMAHA, NEB. (CREIGHTON PREP)

## JOEY MACHADO

**Honors and Awards:** Summit League Academic Honor Roll (2016-17, 2017-18), Summit League Pitcher of the Week (March 11, 2019)

**As a Sophomore (2018):** Appeared and started in 14 games this season on the mound... Pitched a team-high 82.2 innings with a 4-7 record while also totaling 50 strikeouts with a 4.35 ERA... Had a season-best seven strikeouts against Ohio (March 3) where he pitched 7.0 innings and allowing only one run... Earned his first-career win against Fort Wayne (March 27) pitching 6.0 innings with four strikeouts and no runs allowed... Also totaled back-to-back games of five strikeouts against Oral Roberts (March 23) and South Dakota State (March 30) through 5.0 and 6.0 innings... Totaled a season-long 8.0 innings pitched against North Dakota State (April 5) where he tossed six strikeouts with only two hits allowed... Named to The Summit League Academic Honor Roll.

**As a Freshman (2017):** Redshirted...Named to The Summit League Academic Honor Roll.

**Creighton Prep:** Three-year letterwinner for Coach Pat Mooney at Creighton Prep...As a senior, named first-team All-Nebraska, Class A All-State, Super State and All-Metro...Selected to the Collin-Orcutt Metro All-Star Team...Helped his team win both spring and American Legion state championships, as well as a regional title en route to the 2016 American Legion World Series...Prep also won the American Legion state title in 2015 and finished as state runner-up in the spring and summer seasons in 2014...As a varsity pitcher, went 32-5-4 for his career...Also lettered two years in basketball...Part of the Junior Jay squad that won a state championship in his junior season...Honorable mention All-Metro honoree...Graduated with honors.

**Personal:** Born Sept. 28, 1997 in Omaha, Neb....Parents are Jose ("Tata") and Jane Machado...Father played football at UNO...Majoring in biology.

### PITCHING CAREER HIGHS

**INNINGS PITCHED:** 8.0 (vs. North Dakota State, 4/5/18)

**STRIKEOUTS:** 13 (at Santa Clara, 3/8/19)

**HITS ALLOWED:** 14 (at Fort Wayne, 4/20/18)


**WALKS ALLOWED:** 6 (at Oral Roberts, 5/11/18)


**RUNS ALLOWED:** 9 (at Seattle U, 2/22/19)

### GAME-BY-GAME

Date	OPPONENT	GS	IP	H	R	ER	BB	SO	2B	3B	HR	WP	BK	HBP	IBB	Score	W	L	SV	ERA
Feb 15, 2019	USC	*	5.1	2	2	2	5	5	0	1	1	0	0	0	0	5-6	0	0	0	3.38
Feb 22, 2019	Seattle University-1	*	3.0	8	9	9	2	2	1	0	4	0	0	0	0	0-12	0	1	0	11.88
Mar 01, 2019	Savannah State	*	7.0	5	0	0	1	8	0	0	0	0	0	0	0	2-0	1	1	0	6.46
Mar 08, 2019	Santa Clara	*	6.0	3	0	0	1	13	1	0	0	0	0	0	0	2-0	2	1	0	4.64
Mar 16, 2019	NORTH DAKOTA ST	*	6.0	4	2	2	1	4	0	0	0	0	0	0	0	7-6	2	1	0	4.28
Mar 22, 2019	PURDUE FW	*	5.1	6	3	3	2	10	1	0	0	0	0	0	0	11-4	3	1	0	4.41
Mar 30, 2019	WESTERN ILLINOIS	*	7.0	5	0	0	1	4	0	0	0	0	0	1	0	8-2	4	1	0	3.63
Apr 05, 2019	South Dakota St	*	3.0	7	6	6	2	2	0	0	2	1	0	2	0	12-10	4	1	0	4.64
Apr 12, 2019	Oral Roberts-1	*	6.0	5	2	2	4	3	0	1	0	1	0	0	0	7-8	4	1	0	4.44
Apr 19, 2019	Purdue FW	*	6.0	3	0	0	3	5	0	0	0	0	0	0	0	5-0	5	1	0	3.95
Totals			10	54.2	48	24	22	56	3	2	7	2	0	3	0	59-48	5	1	0	3.95

## WEEKEND STARTING PITCHER - GAME TWO





# 13

6-4      220      SENIOR      RHP      FIRTH, NEB. (SOUTHEAST CC)

## PAYTON KINNEY

**Honors and Awards:** NCAA.com National Player of the Week (March 5, 2018), Summit League Player of the Week (March 5, 2018, Feb. 25, 2019, March 18, 2019, April 15, 2019), Summit League Academic Honor Roll (2016-17, 2017-18), Commissioner's List of Academic Excellence (2017-18)

**As a Senior (2018):** Appeared in four games with three starts... Made four mound appearances with three starts... Totaled 16.1 innings pitched with 14 total strikeouts, eight walks, 10 hits and six runs allowed with a 3.31 ERA... Finished 1-1 on the season... Garnered NCAA.com National Player of the Week Honors for tossing the second no-hitter in program history in the Division I era with nine strikeouts and four walks on 140 total pitches in the 4-0 win over Ohio on March 4, 2018... Named to The Summit League Academic Honor Roll and Commissioner's List of Academic Excellence.

**As a Junior (2017):** Made 16 mound appearances with three starts... Went 3-3 with a 3.88 ERA over 51.0 innings pitched... Ranked second on the team and ninth in the Summit League with 56 strikeouts... Held opponents to a .204 batting average... Struck out a season-high nine batters over 4.1 innings of relief vs. Oral Roberts (April 15)... Picked up his first career win at Air Force (April 19), tossing 5.1 innings... Tallied another win that weekend, going 5.0 innings out of the bullpen with just one hit, no walks and five strikeouts at North Dakota State (April 23)... Threw a season-long 6.0 shutout innings vs. Fort Wayne (May 6) in his first career start, holding the Mastodons to five hits with no walks and three strikeouts for his third win... Named to the Summit League Academic Honor Roll.

**Southeast CC:** Began his collegiate career with three seasons at Southeast CC... Served as a team captain in 2016, when the Storm won a record 22 consecutive wins... Holds SCC's records for single-season wins after going 8-2 on the mound in 2015... Redshirted in 2014.

**Norris High School:** Three-year letterwinner for Coach Jason Cullison at Norris High School... As a senior, named a second-team high school All-American by Louisville Slugger... Also named second-team All-Nebraska, first-team Class B all-state, second-team Super State and first-team all-conference in his senior campaign... Went 7-0 on the mound in the spring season for Norris... Part of Hickman's 2013 American Legion state championship team... Honored as the 2013 American Legion Pitcher of the Year... As a junior, was an all-state honorable mention selection... Three-time All-EMC pick... Three-year team captain... Helped his team to three straight district championships in 2011, 2012 and 2013... Holds school records for single-season wins (nine) and lowest ERA (0.28).

**Personal:** Born Oct. 19, 1994 in Lincoln, Neb... Parents are Darren and Bonita Kinney... Has two sisters, Bailey and Ande... Father played baseball at Washburn and for the Topeka Stars... Hobbies include hunting, fishing and golfing... Member of the UNO Dean's List... Majoring in general studies.

### PITCHING CAREER HIGHS

**INNINGS PITCHED:** 9.0 (vs. Ohio, 3/4/18)

**STRIKEOUTS:** 11 (2x, last at Oral Roberts, 4/12/19)

**HITS ALLOWED:** 8 (3x, last at Purdue Fort Wayne, 4/21/19)

**WALKS ALLOWED:** 5 (last at USC, 2/17/19)

**RUNS ALLOWED:** 6 (at Oral Roberts, 5/13/17)

### GAME-BY-GAME

Date	OPPONENT	GS	IP	H	R	ER	BB	SO	2B	3B	HR	WP	BK	HBP	IBB	Score	W	L	SV	ERA
Feb 17, 2019	USC	*	4.0	4	1	1	5	2	1	0	0	0	0	0	0	12-9	1	0	0	2.25
Feb 22, 2019	Seattle University-2	*	5.0	3	1	1	1	8	1	0	0	2	0	0	0	3-2	2	0	0	2.00
Mar 02, 2019	Savannah State	*	6.0	3	0	0	2	6	0	0	0	1	0	0	0	4-5	2	0	0	1.20
Mar 09, 2019	Santa Clara-1	*	8.0	7	0	0	3	6	1	0	0	0	0	0	0	2-0	3	0	0	0.78
Mar 17, 2019	NORTH DAKOTA ST	*	8.0	1	0	0	3	11	0	0	0	0	0	0	0	3-0	4	0	0	0.58
Mar 23, 2019	PURDUE FW	*	8.0	5	1	1	3	9	0	0	0	0	0	0	0	6-1	5	0	0	0.69
Mar 31, 2019	WESTERN ILLINOIS-1	*	7.0	1	0	0	4	8	0	0	0	1	0	0	0	4-3	5	0	0	0.59
Apr 06, 2019	South Dakota St-1	*	6.0	8	4	4	1	4	1	0	1	2	0	0	0	9-4	6	0	0	1.21
Apr 12, 2019	Oral Roberts-2	*	8.0	8	1	1	1	11	0	0	1	0	0	0	0	4-2	7	0	0	1.20
Apr 21, 2019	Purdue FW-1	*	7.0	8	2	2	2	6	0	0	0	1	0	0	0	13-2	8	0	0	1.34
Totals			10	67.0	48	10	10	25	71	4	0	2	7	0	0	60-28	8	0	0	1.34

## WEEKEND STARTING PITCHER - GAME THREE





19

6-4      205      SOPHOMORE      LHP      HARRISBURG, S.D. (SIOUX FALLS CHRISTIAN ACADEMY)

## SPENCER KOELEWYN

**Awards and Honors :** Summit League Pitcher of the Week (March 19, 2018), Summit League Academic Honor Roll (2017-18)

**As a Freshman (2018) :** Totaled 13 mound appearances with 11 starts. . . Tallied a 4.04 ERA with a 3-5 record. . . 35 strikeouts, 39 walks and 42 hits allowed. . . Totaled 49.0 innings pitched in his debut season and held opponents to a .232 batting average. . . Pitched a season-high of two innings twice against Fort Wayne (March 17) and Oral Roberts (March 24). . . Recorded a season-best eight strikeouts against Fort Wayne in the 7-0 win. . . Also recorded four strikeouts through 5.0 innings at North Dakota State (April 28). . . Made his first-career appearance and start at Kansas where he pitched 3.1 innings with three strikeouts. . . Named to The Summit League Academic Honor Roll.

**Sioux Falls Christian Academy:** Four-year letterwinner for Coach Nick Cobb...Three-time all-state and three-time all-region selection...As a senior, named first-team all-state...Went 4-0 with a 0.68 ERA and 92 strikeouts over 41.0 innings pitched...As a junior, earned second-team all-state recognition after going 4-0 with a 0.45 ERA and 63 strikeouts in 31.1 innings pitched...Part of the first playoff appearance in school history...As a sophomore, garnered second-team all-state honors after going 5-1 with a 0.83 ERA and 71 strikeouts over 42.0 innings pitched...Helped his team to a region runner-up finish and a 13-4 record...All-state honorable mention as a freshman...Played American Legion ball for the Post 307 Renner Royals, coached by Zach Ireland and Jack VanLeur...In 2016, went 7-0 with a 1.47 ERA and 75 strikeouts over 62.0 innings...His team finished as state runner-up and regional runner-up that season...In 2017, went 7-3 with a 0.90 ERA and 106 strikeouts...Batted .462 with 20 doubles, five triples, three home runs and 51 RBI...Also lettered four years in football...All-city and all-conference selection as a senior...Helped his team to a conference championship as a junior.

**Personal:** Born Sept. 29, 1998 in Sioux Falls, S.D....Parents are Scott and Pam Koelewyn...Has one sister, Taylor...Hobbies include hunting, fishing and spending time with friends...Majoring in biology and hopes to pursue a career in ophthalmology.

### PITCHING CAREER HIGHS

**INNINGS PITCHED:** 6.0 (3x, last at North Dakota State, 4/5/18)

**STRIKEOUTS:** 8 (4x, last at South Dakota State, 4/6/19)

**HITS ALLOWED:** 5 (4x, last at Oral Roberts, 5/12/18)

**WALKS ALLOWED:** 6 (4x, last at South Dakota State, 4/6/19)

**RUNS ALLOWED:** 6 (at Oral Roberts, 4/14/19)

### GAME-BY-GAME

Date	OPPONENT	GS	IP	H	R	ER	BB	SO	2B	3B	HR	WP	BK	HBP	IBB	Score	W	L	SV	ERA
Feb 16, 2019	USC	*	3.0	3	4	4	6	4	1	0	0	0	0	1	0	0-11	0	1	0	12.00
Feb 24, 2019	Seattle University	*	4.0	2	1	1	2	7	2	0	0	0	1	0	0	6-8	0	1	0	6.43
Mar 03, 2019	Savannah State	*	5.0	3	0	0	4	5	1	0	0	0	0	0	0	3-3	0	1	0	3.75
Mar 09, 2019	Santa Clara-2	*	5.0	2	2	2	6	7	0	0	0	3	0	0	0	7-4	1	1	0	3.71
Mar 17, 2019	NORTH DAKOTA ST-2	*	5.0	1	0	0	5	8	0	0	0	0	0	0	0	4-1	2	1	0	2.86
Mar 24, 2019	PURDUE FW	*	5.0	1	0	0	3	8	0	0	0	0	0	1	0	26-0	3	1	0	2.33
Mar 31, 2019	WESTERN ILLINOIS-2	*	5.0	0	3	3	6	5	0	0	0	0	0	1	0	15-5	3	1	0	2.81
Apr 06, 2019	South Dakota St-2	*	5.0	1	1	1	6	8	0	0	1	0	0	0	0	11-7	3	1	0	2.68
Apr 14, 2019	Oral Roberts	*	1.1	3	6	6	3	2	1	0	1	0	0	1	0	7-10	3	1	0	3.99
Apr 21, 2019	Purdue FW-2	*	5.0	4	1	1	2	7	0	0	0	1	0	0	0	4-2	4	1	0	3.74
Totals			10	43.1	20	18	43	61	5	0	2	4	1	4	0	83-51	4	1	0	3.74

# EVAN PORTER

HEAD BASEBALL COACH | THIRD SEASON AT OMAHA



## THE PORTER FILE

One of the most decorated players in UNO history and Hall of Fame Class of 2018 inductee, Evan Porter is in his third year as head coach of the Omaha baseball program in 2019. He previously spent the four seasons as an assistant coach with the Mavericks from 2013-16.

Porter was four-year starter at shortstop from 2005-09 and a two-time All-American. He was also a three-time all-region selection from 2007-09, earning awards from Daktronics and Rawlings/ABCA. Additionally, Porter was a two-time All-NCC pick (2007-08) and was first-team All-MIAA in 2009.

Porter's name runs through the Omaha record books, as he remains the program's all-time leader in games played (239), at-bats (869), hits (323), doubles (75), home runs (43), runs batted in (249) and total bases (527). His 97 hits recorded as a senior were a UNO single-season record that still stands, and his 23 doubles and 76 RBI in his junior year both rank second on the single-season charts. A member of the UNO squad that earned a berth to the 2007 NCAA Division II College World Series, Porter was part of two Maverick teams (2006, 2008) that set a school record with 45 wins. During his time, UNO made four straight NCAA regional appearances and won the 2008 NCC championship.

Following his senior campaign, Porter was drafted by the Philadelphia Phillies in the 23rd round. He has played professionally overseas for the Solingen Alligators in Germany (2010), Gothenburg Sharks in Sweden (2011), Victoria Park Reds in Australia (2011-12), ADO Aamigo0 Lakers in Holland (2012) and Sölvesborg Firehawks in Sweden (2014, 2016).

A native of Omaha and a product of Millard North High School, Porter graduated from UNO with his bachelor's degree in business marketing in 2009 and his master's of business administration in 2016.

## CAREER NOTES

### EXPERIENCE

- 2005-2009 (Omaha)
- Two-time All-American
- Two-time Daktronics All-Region (Central/South Central)
- Rawlings/ABCA First Team (2009)
- Rawlings ABCA Second Team (2008)
- Third Team All-NCBWA (2009)
- Two-time All-North Central Conference (2008-09)
- First Team All-MIAA (2009)
- Tied for eighth all-time in program history with a .424 season batting average.
- Program record holder for most hits in a single season at 97 (2009)
- Batted in 76 runs in 2008 for second-most in program history for a season.
- Ranks sixth all-time in program history with a .372 career batting average.
- Owns program record for most career games played and started at 239.
- Second all-time with 215 career runs scored.
- Owns program record for hits (323), doubles (75), home runs (43) and RBI (249)
- Drafted in 2009 in 23rd round by the Philadelphia Phillies
- University of Nebraska Omaha Hall of Fame Class of 2018

### YEAR-BY-YEAR COACHING

2017: 12-40 Overall / 9-19 Summit League  
 2018: 15-35 Overall/ 10-17 Summit League  
 2019: 24-11-1 Overall / 16-2 Summit League

## MAVERICK HISTORY AT A GLANCE

The Omaha baseball program began in 1947, when athletics were restored at the school following the completion of World War II. Along with men's basketball, it is the longest continuous-running program at the school.

At the head of the program from the start was Yelkin, the school's athletic director, who served as the program's head coach for 28 seasons, until illness forced him to retire in 1976. As athletic director, Yelkin worked tirelessly to develop the program and the facilities, which included the construction of the football field and the fieldhouse in 1949-50.

Yelkin's teams were annually among the best in the area, regardless of the division, and twice finished second in the NAIA national tournament. In 1959, the Omaha University Indians, with a 23-2 record, lost in the finals to Southern University, led by Lou Brock. In 1965, the 22-8 Indians were runners-up to Carson-Newman.

Yelkin was instrumental in the formative years of the national collegiate baseball championship and Omaha University for many years served as the co-host of the NCAA's College World Series along with the University of Iowa.

Twice Yelkin stepped aside, once to serve in the armed forces in the Korean War, and again in 1970 for health reasons. Although ailing most of the season, his final team in 1976 finished 33-12 and advanced to the NCAA Division II regionals. He died the following season.

Yelkin's short-term replacements were Thurman Johnson, who guided the 1952 team to a 10-3 record, and Carl Meyers, who led the 1970 squad to a 19-13 mark. Assistant Dave Benedict, father of former Maverick and Atlanta Braves star Bruce Benedict, handled most of the chores during that 1976 season.

Gates, who had already established himself as a head coach at Pershing College and an assistant coach at Nebraska, became UNO's head coach in 1977 and led the team two North Central Conference titles, one division title and two NCAA tournament appearances. He compiled a 23-year record of 464-473. Gates recently passed away Jan. 22 of this year.

Bob Herold took over in 2000 and guided the program until 2016, compiling a career record of 527-381-2. During his tenure, the Mavericks won three NCC championships and back-to-back Summit League regular-season championships, the latter of which came in Omaha's first two seasons as members of the Summit League. Herold also guided two teams to a school-record 45 wins (2006, 2008) and six NCAA Tournament trips, including a fifth-place finish at the 2007 NCAA Division II College World Series.

UNO's baseball teams have played at numerous sites over the course of the program, beginning with two different on-campus fields. In the late 1960s, after parking lots pushed the team off campus, the Indians played at Rosenblatt Stadium, then moved to Ralston's Orville Smith Field, Fricke Field in Papillion and finally to College World Series Park in 1978.

In 2000, UNO moved its home games to J.J. Isaacson Field at Seymour Smith Park and in 2005 to the Ballpark at Boys Town. In 2017, the Mavericks returned to Seymour Smith Park as its primary home field. Omaha also plays a select number of home games at Werner Park, home of the Triple-A Omaha Storm Chasers, in Papillion.

## GAME NOTES

## LAST TIME OUT

- Omaha baseball dropped a 9-2 result to Kansas State in the mid-week tilt Tuesday night at Werner Park.
- The Mavericks (24-11-1) fall to 0-4 in mid-week games and 0-2 against Kansas State (20-22) this season.
- Omaha was led by the trio of Thomas DeBonville, Max Gamm, Matt Bondarchuk, who each recorded a hit in order. On the mound, Jacob Alcorn falls to 0-1 while K-State's Caleb Littlejim improves to 4-1.
- All three of Omaha's hits came in order of the sixth inning. DeBonville's leadoff single set up a Gamm single. Bondarchuk then cracked the third-straight single for an RBI that scored DeBonville for the first Maverick run. The second Maverick run came off a Neil Krumwiede sacrifice fly that cut the deficit to 8-2. K-State's final run happened in the eighth on a single up the middle for the team's ninth RBI.

## HOW DO YOU DO, MR. SMEJKAL?

- **Parker Smejkal** has been on a tear recently.
- The junior has a Summit League-best .471 batting average, a .843 slugging percentage and a .632 on-base percentage in conference play.
- He also has recorded a home run four times in a six-game span, most recently in the mid-week contest at K-State and in game two against Oral Roberts on the April 12 doubleheader.
- This season, Smejkal recorded a grand slam in the 26-0 win over Purdue Fort Wayne and had a career-high six RBI (3/24/19)
- He also has recorded two or more RBI in eight games this season.

## THE STREAK

- From March 8-24, Omaha won 10 consecutive games which was the longest active winning streak in the nation for that time span.
- It marked the longest winning streak in program history for the Division I era, and the longest since the 2011 season (March 18-April 2). In the team's 10th win, Omaha defeated Purdue Fort Wayne 26-0, which marked the most runs in program history for the Division I era, and the most since 2011 (won 26-0 vs. Fort Hays State). The team saw its winning streak end at the hands of Wichita State in a mid-week road tilt March 26.

## WHAT MAKES UP THE MAVERICKS

- In terms of offensive production, Omaha's 2019 returners accounted for 72 percent of the Mavericks' hits, 73 percent of their runs scored, 79 percent of their RBI, 71 percent of their extra-base hits and 68 percent of their stolen bases last season.
- Omaha's returning pitchers are credited with 72 percent of the team's innings pitched last year, 73 percent of its strikeouts, 73 percent of its wins and 62 percent of its saves.
- Second Team All-Summit honoree **Thomas DeBonville** returns to the team for his senior campaign, as he led the league in stolen bases with 21.
- UNO's 2019 roster includes nine seniors, 11 juniors, five sophomores, one redshirt freshman and six true freshmen.
- The Mavericks hail from 14 different states.
- Twelve are from Nebraska, Minnesota, two apiece are from Colorado, Illinois, Missouri and Arizona, and Kansas, Washington, South Dakota, Michigan, Montana, Oklahoma, California and Canada are represented once on the roster.
- The Mavericks' 2019 roster also includes 14 right-handed pitchers, four left-handed pitchers, 10 infielders, five outfielders and four catchers.
- This season's team includes 17 returners and 15 newcomers.
- The team welcomes back seven position starters from the previous season and five returners on the mound.

## WELCOME TO THE SQUAD

- The newcomers include **catchers** Brett Bonar (Rose Hill, Kan./Barton County CC) and Josiah Scott (Littleton, Colo./St. Charles CC), **infielders** Jack Lombardi (Park Ridge, Ill./Jefferson College) and Jacob Wageman (Elkhorn, Neb./Bennington), **Breyden Eckhout** (Amherst, Neb./Iowa Western CC) **outfielders** Matt Bondarchuk (Edmonton, Alberta, Canada/Cloud County CC) and Brendan

McKevitt (Woodbury, Minn./East Ridge) and **pitchers** Richie Holetz (Edina, Minn./Edina), Jackson Gordon (Omaha, Neb./Skutt Catholic), Caden Cornett (Anacortes, Wash./Anacortes), Jacob Alcorn (Lakewood, Calif./Long Beach City College), Matthew Hess (Scottsdale, Ariz./Scottsdale CC), Jacob Mohler (Cedar Creek, Neb./Iowa Central CC) and Jonas Lovin (Minden, Neb./Augustana College).

## TRIPLE THREAT

- All three of Omaha's starting pitchers this season have been on a roll thus far.
- **Payton Kinney** leads The Summit League and ranks eighth in the nation with a 1.34 ERA, while **Spencer Koelewyn** is third in the nation in hits allowed per nine innings with 4.15. His ERA also ranks fifth in the league with a 3.74. Friday starter **Joey Machado** has also earned Summit League Pitcher of the Week honors and his 3.95 ERA ranks sixth in the league. The trio have a combined ERA of 3.01.

## SHOW THE DOUBTERS

- The Omaha baseball program was picked to finish fifth in The Summit League Preseason Poll, announced Thursday, Jan. 7.
- The league's voting was decided by the conference coaches.
- Oral Roberts was selected to finish atop the league standings with 25 overall points and five first-place votes, followed by South Dakota State with 21 points and a single first-place vote. In third was north Dakota State with 17 votes, followed by Western Illinois with 12, Omaha with nine and Purdue Fort Wayne with six.
- Newcomer **Brett Bonar** and redshirt sophomore **Joey Machado** were selected as the Preseason Athletes to Watch.
- Bonar, a catcher from Rose Hill, Kan., was named Second Team All-KJCC as a sophomore at Barton County CC, where he led his team with 69 RBI and a .410 batting average.
- Machado returns to the mound after posting four wins during his first collegiate season, along with 50 strikeouts. The Omaha native compiled a 4.35 ERA and his four wins came within his first five starts in Summit League action last season.

## SUMMIT LEAGUE PRESEASON BASEBALL POLL

Place	Team	Points (1st)	2018 Record
1	Oral Roberts	25 (5)	38-20 (24-6)
2	S. Dakota State	21 (1)	18-32 (14-13)
3	N. Dakota State	17	26-24 (15-13)
4	Western Illinois	12	17-31 (14-12)
5	Omaha	9	15-35 (10-17)
6	Purdue Ft Wayne	8	11-37 (7-23)

## LOCAL TERRITORY

- Of the 32 players, six hail from the Omaha area. The local pipeline has brought two Mavericks apiece from Creighton Prep and Papillion La-Vista South, one from Skutt Catholic and one from Bennington.

## FAMILY TIES

- Omaha baseball is a family affair for a trio of Mavericks. Senior **Ben Palensky's** father, Jim Palensky, played from 1984-85 and also served as an assistant coach with the Mavericks. Ben Palensky's older brother, Caleb, was an All-Summit infielder and lettered from 2011-14. Another Palensky brother, Sam, lettered from 2016-17.
- Fellow senior **Grant Suponchick's** brother, Beau Suponchick, lettered two seasons from 2011-12.

## A TIE?

- On March 3, 2019, the Omaha baseball team ended its three-game series against Savannah State with a 3-3 tie after 11 innings due to NCAA travel curfew rules.
- The tie marked Omaha's first in the Division I era and the first since 2001, where that Maverick team tied Metro State 4-4 on the exact date as today, March 3.
- This is only the third tie in program history through 72 years of baseball.
- The other tie happened on March 18, 2000, with a 4-4 result against Emporia State.
- All three ties have happened in the month of March.

## SUMMIT LEAGUE PLAYERS OF THE WEEK

Player	School	Date
Andrew Pace	Oral Roberts	2/18/19
Kevin Raisbeck	Western Illinois	2/25/19
Logan Holtz	South Dakota State	3/4/19
Gus Steiger	South Dakota State	3/11/19
Hunter Wilson	Oral Roberts	3/17/19
Drew Beazley	South Dakota State	3/25/19
<b>Breyden Eckhout</b>	<b>Omaha</b>	<b>4/1/19</b>
Drue Galassi	Western Illinois	4/8/19
Blake Hall	Oral Roberts	4/14/19
Hunter Swift	Oral Roberts	4/22/19

## SUMMIT LEAGUE PITCHERS OF THE WEEK

Player	School	Date
Brady Stover	South Dakota State	2/18/19
<b>Payton Kinney</b>	<b>Omaha</b>	<b>2/25/19</b>
Josh McMinn	Oral Roberts	3/4/19
<b>Joey Machado</b>	<b>Omaha</b>	<b>3/11/19</b>
Javin Drake	Western Illinois	3/11/19
<b>Payton Kinney</b>	<b>Omaha</b>	<b>3/17/19</b>
Josh McMinn	Oral Roberts	3/24/19
Nic McCay	South Dakota State	4/1/19
Javin Drake	Western Illinois	4/8/19
<b>Payton Kinney</b>	<b>Omaha</b>	<b>4/14/19</b>
Tyler Olmstead	South Dakota State	4/22/19

## OMAHA'S ACTIVE CAREER LEADERS

Games Played	158	Grant Suponchick
Games Started	130	Grant Suponchick
At-Bats	461	Grant Suponchick
Hits	129	Grant Suponchick
Runs	53	Grant Suponchick
RBI	62	Grant Suponchick
Doubles	20	Grant Suponchick
Triples	8	Thomas DeBonville
Home Runs	10	Thomas DeBonville
Sacrifice Flies	5	Tyler Daugherty
Sacrifice Hits	10	Ben Palensky
Walks	55	Grant Suponchick
Stolen Bases	29	Thomas DeBonville
Mound Appearances	53	Cal Hehnke
Games Started (Pitching)	24	Joey Machado
Wins	12	Payton Kinney
Saves	10	Cal Hehnke
Innings Pitched	139.1	Cal Hehnke
Strikeouts	138	Cal Hehnke
Complete Games	1	Brighton/Kinney

**MAVERICKS VS. OTHER CONFERENCES**

AAC.....0-1  
Wichita State.....0-1

Big 12.....0-1  
Kansas.....0-0  
Kansas State.....0-2

BIG EAST.....0-0  
Creighton.....0-0

Big Ten.....0-1  
Minnesota.....0-0  
Nebraska.....0-1

MEAC.....1-1  
Savannah State.....1-1

Pac 12.....1-2  
USC.....1-2

WAC.....2-2  
Seattle.....2-2

WCC.....4-0  
Santa Clara.....4-0

**ALL-TIME MLB DRAFT PICKS****(1965-present)**

1965 – Gary Girouard (New York Yankees, 9th round, 168th overall)  
1969 – Louis Billmeier (Chicago White Sox, 4th round, 90th overall, January Secondary Draft)  
1971 – David Kaster (Houston Astros, 1st round, 4th overall, June Secondary Draft)  
1973 – Gary Walker (St. Louis Cardinals, 38th round, 712th overall)  
1976 – Bruce Benedict (Atlanta Braves, 5th round, 99th overall)  
1979 – Rich Shefte (Minnesota Twins, 6th round, 141st overall)  
1981 – Joe Benes (Texas Rangers, 10th round, 242nd overall)  
1998 – Ryan Christianson (St. Louis Cardinals, 27th round, 798th overall)  
2008 – Tim Huber (Kansas City Royals, 27th round, 805th overall)  
2008 – Bryan Frew (Philadelphia Phillies, 43rd round, 1306th overall)  
2009 – Evan Porter (Philadelphia Phillies, 23rd round, 707th overall)  
2009 – Chris Kessinger (Seattle Mariners, 37th round, 1103th overall)  
2011 – Joe Holtmeyer (Boston Red Sox, 22nd round, 682nd overall)  
2016 – Cole Gruber (Oakland Athletics, 27th round, 802nd overall)  
2016 – Robert Calvano (St. Louis Cardinals, 38th round, 1156th overall)

Note: All draftees were selected in the June Amateur Draft unless otherwise noted.

**GAME NOTES****THE MACHO MAN**

- **Joey Machado** redshirted in 2017 but staked his claim in 2018 to earn the Friday starter spot in 2019.
- The Creighton Prep went is 4-7 with a 4.35 ERA last season.
- In 2018, after earning three straight league wins from March 16-30, Machado logged a quality start April 5, 2018 vs. North Dakota State, where he threw a season-long 8.0 innings, allowing one run on two hits and a walk while striking out six.
- The Omaha native recorded five strikeouts on 5.0 innings pitched in the season opener at Southern California.
- He is also had a career-high 13 strikeouts in the win over Santa Clara on March 8.
- He pitched his first shutout on the season with a then-career-high eight strikeouts through 7.0 innings pitched in his third appearance of the season against Savannah State, where Omaha won 2-0.
- Machado saw his scoreless inning streak of 18 snapped March 16 against North Dakota State.
- This season, he has a 3.95 ERA in nine appearances and a 5-1 record.

**THE BATS WERE LIVE**

- On March 24, 2019, the Omaha baseball program set the Division I era program record for the most runs scored in a game.
- The Mavericks' 26 runs scored are the most in program history for the Division I era, and tie for the most since 2011 (won 26-20 vs. Fort Hays State, April 22, 2011)
- The program record for runs is 28, scored against Westmar (1976 season, won 28-1)
- Parker Smejkal's grand slam is the first since Ben Palensky's last season (vs. Purdue Fort Wayne, March 17, 2018).

**HE'S DE-BOMB**

- Senior outfielder **Thomas DeBonville** joined the Omaha lineup on Feb. 24, 2018 and started all 47 games last season.
- As a junior, he hit .259 with five doubles, four triples, a team-best six home runs, a team-leading 37 runs scored and 28 RBI, and he led the Summit League with 21 stolen bases on the year.
- DeBonville was included on the Summit League's Players to Watch List in 2018, and lived up to the hype, earning Second Team All-Summit honors.
- So far, he has four home runs and his 29 RBI are the most on the squad.
- The transfer was a two-time all-conference and all-region pick at Eastern Arizona College and ranked fifth nationally among junior college players for stolen bases (39) in 2017.
- In 2019, he is the only returning all-league honoree from the previous year.
- At South Dakota State, DeBonville notched a ninth-inning grand slam to lift the Mavericks in an 11-7 win in the series finale for the sweep.

**OH... YOU DIDN'T KNOW (NO)?**

- Last season, senior **Payton Kinney** threw a no-hitter in Omaha's 4-0 shutout of Ohio on March 4, 2018.
- The Firth, Neb., native went the distance for his first win of the year, striking out a career-high-tying nine batters en route to the Summit League's second no-hitter this season.
- It was Omaha's first no-hitter since the Maverick staff combined for one in 2015 and its second of the Division I era.
- Over the next two days, Kinney garnered a slew of national attention for his performance.
- On March 5, 2018, he was named Summit League Pitcher of the Week, NCAA.com Player of the Week and one of Collegiate Baseball's National Players of the Week.
- On March 6, the NCBWA recognized him as its National Pitcher of the Week.
- He earned an extra year of NCAA eligibility via a medical redshirt, after appearing in only four games on the season and sitting out the majority of the year with an injury.

**WE SEE YA, PK**

- **Payton Kinney** has been on a tear so far this season with a Summit League-best 8-0 record and a 1.34 ERA.

- His ERA ranks eighth in the country.
- The Summit League office announced the senior as Pitcher of the Week Feb. 25, March 19 and April 15 this season.
- In the second game of the series against the NDSU Bison, Kinney tossed a career-high 11 strikeouts through 8.0 shutout innings with one hit and three walks allowed.
- He recently saw his 28 consecutive shutout innings snapped against Purdue Fort Wayne March 23 of this season.
- Kinney tied his career-high of 11 strikeouts in the 4-2 win over Oral Roberts on April 12, as he only allowed one run and threw on walk.

**DAUGHERTY IN NEW ROLE**

- After only pitching 0.1 innings last season, senior **Tyler Daugherty** earned his first-career save in the series finale win over Southern California on Feb. 17.
- The Mavericks led 12-1, but suffered eight unanswered runs by the Trojans and led by only three in the bottom of the eighth.
- Daugherty entered the game and recorded 17 strikes on 25 total pitches, two strikeouts and allowed zero runs.
- The senior earned his second save in as many appearances this season in the 10-8 win over Seattle, entering in the top of the seventh for 3.0 innings pitched.
- He also earned a save in both games of the March 9 doubleheader against Santa Clara. He has a 1-1 record, earning his first-career win against North Dakota State on March 16, 2019.
- Daugherty also leads The Summit League with five saves this season.

**THE D1 YEARS**

- Below is a look at how Omaha has stacked up as a team in each of its Division I seasons since 2011-12:

Season	Record	B/Avg.	Slg%	OB%	Fld%	ERA
2012	12-36	.255	.338	.318	.960	5.67
2013	27-22	.306	.390	.386	.966	4.64
2014	31-20	.280	.376	.359	.970	3.77
2015	21-31	.281	.363	.363	.968	5.28
2016	28-28	.292	.383	.376	.971	5.08
2017	12-40	.244	.320	.340	.956	6.96
2018	15-36	.238	.313	.336	.965	5.41
2019	24-11-1	.282	.389	.375	.984	4.59

**THE QUEST FOR DOUBLE DIGITS**

- So far through 35 games, Omaha has recorded double-digit hits in 17 different contests.
- When recording 10 or more hits this season, the Mavericks are 16-1.
- Over the last seven years of Division I play, UNO is a combined 116-49 when keying at least 10 hits.

**THIS ONE'S FOR "GATOR"**

- On Jan. 22, 2019, the Omaha family lost a cherished member.
- Former UNO hall of fame baseball coach **Bob Gates** passed away at the age of 93.
- Gates' coaching career at UNO spanned for a 23-year span from 1976-99, where he earned the second-most wins in program history at 464.
- Through his efforts, the program survived severe budget cuts within the athletic department during the mid-1980s and surged back to prominence in the North Central Conference.
- He was inducted into the UNO Athletic Hall of Fame in 2002.
- Gates led the program to a pair of North Central Conference titles and two NCAA Tournament appearances. In 1981, his team was one win shy of advancing to the Division II College World Series.
- In his final eight seasons with the Mavericks, Gates guided the team to an NCC postseason playoff appearance each year, and a division title in the process.
- This season, members of the team will wear a commemorative "BG" letters on their hats to celebrate the life and career of Coach Gates.

**LOOKING AHEAD**

- Omaha continues the home stretch with the day/night doubleheader against Creighton. The Mavericks play at 1 p.m. at Werner Park, with a 6:30 p.m. follow-up game at TD Ameritrade Park.

**THE LAST TIME OMAHA...****Won on a walk-off**

vs. vs. Western Illinois (3/31/19)

**Won five straight games**

2019 (6 -- March 30 - April 6)

**Won 10 straight games**

2019 (10 -- March 8-24)

**Scored 20 or more runs in a game**

26 vs. Purdue Fort Wayne (3/24/19)

**Allowed 20 or more runs in a game**

24 at Air Force (4/18/17)

**Had 20 or more hits in a game**

20 vs. Purdue Fort Wayne (3/24/19)

**Allowed 20 or more hits in a game**

22 at Air Force (4/18/17)

**Hit five or more HRs in a game**

Six at Fort Hays State (4/22/11)

**Shut out an opponent**

5-0 at Purdue Fort Wayne (4/19/19)

**Had back-to-back shutouts**

2-0, 2-0 at Santa Clara (3/8-9/19)

**Was shut out in a game**

12-0 (at Seattle U, 2/22/19)

**No-hit an opponent**

4-0 vs. Ohio (3/4/18)

**Won 40 games in a season**

2009 (41-20)

**Scored 400 runs in a season**

2010 (403)

**Had 600 hits in a season**

2009 (663)

**Hit 50 home runs in a season**

2011 (50)

**Hit .333 or better in a season**

2011 (.344)

**Had a pitcher with 100+ strikeouts in a season**

2010 (Joe Holtmeyer -- 152)

**Had a player hit two or more HRs in a game**

2017 (Parker Smejkal, 2 at Fort Wayne (3/24/17)

**Had a player hit a grand slam**

2019 (Thomas DeBonville vs. SDSU (4/6/19)

**CAREER HITTING STREAKS**

Player	Current	Season Long	Career Long
Bonar	---	4	4
Bondarchuk	10	10	10
Daugherty	---	2	5
DeBonville	3	9	9
Eckhout	3	10	10
Gamm	9	9	9
Gordon	1	1	1
Krumwiede	---	8	8
Lombardi	1	9	9
Palensky	---	6	6
Rogers	---	16	16
Scott	---	1	1
Scribner	---	1	1
Smejkal	---	7	7
Suponchick	---	3	9

**CAREER REACHING BASE STREAKS**

Player	Current	Season Long	Career Long
Bonar	---	5	5
Bondarchuk	10	10	10
Daugherty	---	2	6
DeBonville	3	9	11
Eckhout	6	10	10
Gamm	15	15	15
Gordon	1	1	1
Krumwiede	---	17	17
Lombardi	2	14	14
McEnroe	1	1	1
Palensky	---	26	26
Rogers	---	23	23
Scribner	---	3	3
Scott	1	2	2
Smejkal	15	15	15
Suponchick	4	4	10

**OMAHA IN THE DIVISION I ERA****Independent (Division I)**

2012.....	12-36
Total.....	12-36

**Summit League (Division I)**

2013.....	27-22
2014.....	31-20
2015.....	21-31
2016.....	28-28
2017.....	12-40
2018.....	15-35
2019.....	24-11-1
Total.....	161-190-1

**CAREER MULTI-HIT GAMES**

Player	'16	'17	'18	'19	Career
Bonar	---	---	---	10	10
Bondarchuk	---	---	---	4	4
DeBonville	---	---	15	10	25
Eckhout	---	---	---	9	9
Gamm	---	---	9	7	16
Krumwiede	---	---	9	13	22
Lombardi	---	---	---	6	6
Palensky	---	---	9	8	17
Rogers	---	---	16	8	24
Smejkal	---	7	3	9	19
Suponchick	9	13	9	3	34

**CAREER MULTI-RBI GAMES**

Player	'16	'17	'18	'19	Career
Bonar	---	---	---	5	5
Bondarchuk	---	---	---	3	3
DeBonville	---	---	8	7	15
Eckhout	---	---	---	3	3
Gamm	---	---	5	2	7
Krumwiede	---	---	5	6	11
Lombardi	---	---	---	2	2
Palensky	---	---	2	2	4
Rogers	---	---	5	6	11
Scribner	---	---	---	1	1
Smejkal	---	4	---	8	12
Suponchick	4	5	3	1	13

**OMAHA'S RECORD WHEN...**

Home.....	9-2
Away.....	12-9-1
Neutral.....	3-0
vs. teams ranked in top 25.....	0-0
vs. unranked opponents.....	24-11-1
In February.....	4-5-1
In March.....	13-1
In April.....	7-6
In May.....	0-0
In June.....	0-0
Day Games.....	17-6-1
Night Games.....	7-5
Decided by one run.....	3-3
Decided by two runs or more.....	16-6
Scoring first.....	22-5-1
Opponent scores first.....	2-6
Leading after six innings.....	22-4
Leading after seven innings.....	21-4
Leading after eight innings.....	19-2
In extra innings.....	1-1-1
Scoring 0-2 runs.....	3-5
Scoring 3-5 runs.....	8-3-1
Scoring 6-9 runs.....	5-3
Scoring 10+ runs.....	8-0
Allowing 0-2 runs.....	14-0
Allowing 3-5 runs.....	5-1-1
Allowing 6-9 runs.....	4-6
Allowing 10+ runs.....	1-4
Coming off a loss.....	6-2-1
In game one of three-game series.....	7-2
In game two of three-game series.....	7-2
In game three of three-game series.....	7-1-1
In rubber matches.....	0-1-1

## OVERALL STATS

Record: 24-11-1 Home: 9-2 Away: 12-9-1 Neutral: 3-0 Summit: 16-2

Player	avg	gp-gs	ab	r	h	2b	3b	hr	rbi	tb	slg%	bb	hp	so	gdp	ob%	sf	sh	sb-att	po	a	e	fld%
4 Parker Smejkal	.384	30-28	86	22	33	8	0	5	28	56	.651	24	8	24	2	.546	1	2	0-0	30	1	0	1.000
16 Matt Bondarchuk	.373	16-12	51	13	19	1	0	0	11	20	.392	4	0	15	1	.418	0	0	7-8	0	0	0	.000
11 Keil Krumwiede	.318	36-36	132	30	42	9	0	2	27	57	.432	28	3	36	3	.440	3	1	1-1	48	92	4	.972
9 Max Gamm	.294	30-28	102	23	30	4	0	0	9	34	.333	16	0	18	1	.387	1	2	11-12	49	65	3	.974
20 Breyden Eckhout	.290	36-36	124	19	36	8	1	2	17	52	.419	17	4	20	2	.393	0	7	5-10	20	45	5	.929
12 Braden Rogers	.273	36-36	139	18	38	6	0	2	24	50	.360	12	3	27	1	.338	3	2	1-2	255	14	4	.985
10 Ben Palensky	.271	36-33	118	21	32	11	1	1	15	48	.407	16	6	26	0	.380	2	3	0-1	63	3	1	.985
3 Thomas Debonville	.268	36-36	149	21	40	5	4	4	29	65	.436	7	1	37	2	.304	1	4	8-11	97	2	1	.990
15 Grant Suponchick	.265	10-8	34	5	9	2	0	0	5	11	.324	3	0	4	0	.324	0	0	0-0	2	1	0	1.000
5 Jack Lombardi	.257	28-25	109	21	28	3	0	0	11	31	.284	14	3	27	3	.354	1	1	2-3	45	16	0	1.000
1 Brett Bonar	.241	35-34	133	22	32	3	0	3	26	44	.331	13	1	24	3	.301	6	2	1-1	247	30	2	.993
-----																							
23 Jackson Gordon	.500	2-0	2	2	1	0	0	0	1	1	.500	0	0	0	0	.500	0	0	0-0	3	3	0	1.000
7 Tyler Daugherty	.214	8-3	14	0	3	1	0	0	1	4	.286	1	0	3	0	.267	0	0	1-1	11	1	0	1.000
27 Josh Scribner	.167	7-2	12	2	2	1	0	0	3	3	.250	1	1	5	0	.286	0	1	0-0	3	0	0	1.000
24 Josiah Scott	.080	13-7	25	7	2	1	0	0	1	3	.120	7	0	10	0	.273	1	0	0-0	73	4	1	.987
30 Justin McEnroe	.000	1-0	1	1	0	0	0	0	0	0	.000	1	0	1	0	.500	0	0	0-0	0	0	0	.000
Totals	.282	36	1231	227	347	63	6	19	208	479	.389	164	30	277	18	.375	19	25	37-50	952	308	21	.984
Opponents	.245	36	1178	173	289	40	8	27	165	426	.362	169	24	321	21	.349	11	11	30-42	947	336	38	.971

LOB - Team (294), Opp (268). DPs turned - Team (25), Opp (24). IBB - Team (2), Bonar,B. 1, Palensky,B. 1, Opp (4). Picked off - Gamm,M. 1.

## (All games Sorted by Earned run avg)

Player	era	w-l	app	gs	cg	sho	sv	ip	h	r	er	bb	so	2b	3b	hr	b/avg	wp	hp	bk	sfa	sha
13 Payton Kinney	1.34	8-0	10	10	0	0/2	0	67.0	48	10	10	25	71	4	0	2	.205	7	0	0	0	2
19 Spencer Koelewyn	3.74	4-1	10	10	0	0/1	0	43.1	20	18	18	43	61	5	0	2	.143	4	4	1	0	1
33 Joey Machado	3.95	5-1	10	10	0	0/3	0	54.2	48	24	24	22	56	3	2	7	.236	2	3	0	0	1
-----																						
28 Mark Ehresman	0.00	0-0	1	0	0	0/0	0	1.0	1	0	0	0	1	0	0	0	.333	0	0	0	0	0
20 Breyden Eckhout	0.00	0-0	1	0	0	0/0	0	1.0	1	1	0	0	0	0	0	0	.500	0	0	0	1	1
15 Grant Suponchick	4.15	1-0	5	0	0	0/0	0	8.2	9	4	4	3	6	1	0	2	.257	0	1	0	0	0
18 Cam Fowler	4.50	0-0	2	0	0	0/0	0	2.0	1	1	1	3	3	0	0	0	.143	1	0	0	0	0
2 Cal Hehnke	4.88	2-1	14	0	0	0/3	5	31.1	31	17	17	18	39	8	2	2	.258	4	1	0	1	1
7 Tyler Daugherty	5.48	1-2	13	0	0	0/1	5	21.1	22	14	13	7	23	3	0	1	.262	2	3	0	0	2
23 Jackson Gordon	6.04	0-1	14	2	0	0/1	4	25.1	28	19	17	10	16	4	1	4	.277	2	1	0	3	0
35 Jonas Lovin	6.35	0-0	5	0	0	0/1	0	5.2	4	4	4	4	4	1	0	1	.211	0	2	1	1	0
17 Andrew Brighton	6.57	2-2	12	2	0	0/0	1	24.2	29	24	18	10	13	6	1	2	.299	2	4	0	3	2
34 Jacob Mohler	7.71	1-2	11	0	0	0/2	0	14.0	19	12	12	11	16	2	0	0	.328	3	3	0	1	0
8 Richie Holetz	8.31	0-0	8	1	0	0/0	0	13.0	17	12	12	10	9	2	1	1	.333	3	2	0	1	0
31 Jacob Alcorn	24.92	0-1	5	1	0	0/0	0	4.1	11	13	12	3	3	1	1	3	.458	1	0	0	0	1
Totals	4.59	24-11	36	36	0	6/6	15	317.1	289	173	162	169	321	40	8	27	.245	31	24	2	11	11
Opponents	5.07	11-24	36	36	1	2/2	3	316.0	347	227	178	164	277	63	6	19	.282	39	30	5	19	25

PB - Team (2), Bonar,B. 1, Scott,J. 1, Opp (8). Pickoffs - Team (5), Koelewyn,S. 3, Machado,J. 2, Opp (1). SBA/ATT - Bonar,B. (25-36), Machado,J. (13-15), Kinney,P. (3-9), Holetz, R. (5-6), Scott,J. (5-5), Koelewyn,S. (3-4), Gordon,J. (2-3), Daugherty,T. (2-2), Mohler,J. (1-1), Fowler,C. (1-1), Ehresman,M. (0-1).

**SUMMIT LEAGUE STATS**

Record: 16-2 Home: 9-0 Away: 4-2 Neutral: 3-0 Summit: 16-2

Player	avg	gp-gs	ab	r	h	2b	3b	hr	rbi	tb	slg%	bb	hp	so	gdp	ob%	sf	sh	sb-att	po	a	e	fld%
4 Parker Smejkal	.471	16-16	51	17	24	7	0	4	22	43	.843	17	7	10	2	.632	1	0	0-0	16	0	0	1.000
16 Matt Bondarchuk	.469	9-7	32	10	15	0	0	0	7	15	.469	2	0	7	0	.500	0	0	5-6	0	0	0	.000
11 Keil Krumwiede	.389	18-18	72	20	28	7	0	1	19	38	.528	13	3	18	2	.489	2	0	0-0	25	39	2	.970
20 Breyden Eckhout	.388	18-18	67	13	26	6	1	1	11	37	.552	9	1	8	2	.468	0	3	5-6	7	24	0	1.000
10 Ben Palensky	.328	18-18	67	14	22	7	1	1	12	34	.507	11	3	11	0	.434	2	1	0-0	32	3	0	1.000
9 Max Gamm	.306	15-13	49	16	15	2	0	0	4	17	.347	11	0	7	1	.433	0	1	7-8	23	28	1	.981
5 Jack Lombardi	.291	13-12	55	13	16	1	0	0	5	17	.309	6	1	18	0	.365	1	1	1-2	23	6	0	1.000
12 Braden Rogers	.289	18-18	76	12	22	3	0	1	15	28	.368	8	2	13	0	.364	2	0	1-1	123	8	2	.985
3 Thomas Debonville	.289	18-18	76	15	22	3	1	2	18	33	.434	5	0	18	1	.329	1	3	3-6	46	0	0	1.000
1 Brett Bonar	.258	17-16	66	14	17	2	0	3	20	28	.424	7	1	5	1	.316	5	1	1-1	127	16	0	1.000
24 Josiah Scott	.067	5-4	15	4	1	0	0	0	1	1	.067	5	0	6	0	.286	1	0	0-0	46	2	0	1.000
-----																							
27 Josh Scribner	.500	1-0	2	1	1	1	0	0	3	2	1.000	0	0	0	0	.500	0	0	0-0	3	0	0	1.000
23 Jackson Gordon	.500	2-0	2	2	1	0	0	0	1	1	.500	0	0	0	0	.500	0	0	0-0	2	2	0	1.000
15 Grant Suponchick	.333	4-4	15	4	5	2	0	0	2	7	.467	2	0	0	0	.412	0	0	0-0	0	0	0	.000
30 Justin McEnroe	.000	1-0	1	1	0	0	0	0	0	0	.000	1	0	1	0	.500	0	0	0-0	0	0	0	.000
7 Tyler Daugherty	.000	2-0	0	0	0	0	0	0	0	0	.000	0	0	0	0	.000	0	0	0-0	1	0	0	1.000
Totals	.333	18	646	156	215	41	3	13	140	301	.466	97	18	122	9	.425	15	10	23-30	480	146	5	.992
Opponents	.215	18	576	67	124	12	2	11	66	173	.300	81	10	179	8	.321	2	5	12-19	460	159	22	.966

LOB - Team (169), Opp (127). DPs turned - Team (10), Opp (9). IBB - Team (2), Palensky,B. 1, Bonar,B. 1, Opp (2). Picked off - Gamm,M. 1.

**(Summit games only Sorted by Earned run avg)**

Player	era	w-l	app	gs	cg	sho	sv	ip	h	r	er	bb	so	2b	3b	hr	b/avg	wp	hp	bks	sfa	sha
13 Payton Kinney	1.64	5-0	6	6	0	0/1	0	44.0	31	8	8	14	49	1	0	2	.203	4	0	0	0	1
33 Joey Machado	3.51	3-0	6	6	0	0/1	0	33.1	30	13	13	13	28	1	1	2	.242	2	3	0	0	1
19 Spencer Koelewyn	3.76	3-0	6	6	0	0/1	0	26.1	10	11	11	25	38	1	0	2	.118	1	3	0	0	0
-----																						
15 Grant Suponchick	0.00	1-0	1	0	0	0/0	0	2.0	0	0	0	0	3	0	0	0	.000	0	0	0	0	0
8 Richie Holetz	0.00	0-0	1	0	0	0/0	0	1.0	0	0	0	1	1	0	0	0	.000	0	0	0	0	0
35 Jonas Lovin	0.00	0-0	2	0	0	0/1	0	1.0	0	0	0	1	1	0	0	0	.000	0	1	0	0	0
23 Jackson Gordon	3.48	0-0	6	0	0	0/1	3	10.1	8	4	4	4	8	0	0	2	.205	1	1	0	0	0
34 Jacob Mohler	3.86	1-1	6	0	0	0/2	0	9.1	8	4	4	7	11	1	0	0	.235	2	2	0	1	0
17 Andrew Brighton	5.87	0-1	4	0	0	0/0	1	7.2	8	6	5	3	5	3	0	0	.276	0	0	0	0	1
7 Tyler Daugherty	6.75	1-0	6	0	0	0/0	1	10.2	13	8	8	3	13	0	0	1	.289	2	0	0	0	0
2 Cal Hehnke	7.07	2-0	8	0	0	0/1	2	14.0	15	11	11	9	22	5	1	1	.273	2	0	0	1	1
31 Jacob Alcorn	54.00	0-0	1	0	0	0/0	0	0.1	1	2	2	1	0	0	0	1	1.000	0	0	0	0	1
Totals	3.71	16-2	18	18	0	3/3	7	160.0	124	67	66	81	179	12	2	11	.215	14	10	0	2	5
Opponents	7.03	2-16	18	18	1	0/0	1	153.2	215	156	120	97	122	41	3	13	.333	32	18	2	15	10

PB - Team (2), Scott,J. 1, Bonar,B. 1, Opp (6). Pickoffs - Team (2), Koelewyn,S. 1, Machado,J. 1, Opp (1). SBA/ATT - Bonar,B. (10-17), Machado,J. (6-7), Kinney,P. (1-7), Scott,J. (2-2), Daugherty,T. (2-2), Koelewyn,S. (2-2), Mohler,J. (1-1).

**STARTING LINEUP BY POSITION AND SPOT****BY POSITION****PITCHER:**

33 Joey Machado	10	(7-3)
13 Payton Kinney	10	(9-1)
19 Spencer Koelewyn	10	(6-3)
17 Andrew Brighton	2	(1-1)
23 Jackson Gordon	2	(0-2)
31 Jacob Alcorn	1	(0-1)
8 Richie Holetz	1	(1-0)

**CATCHER:**

1 Brett Bonar	30	(19-10)
24 Josiah Scott	6	(5-1)

**FIRST BASE:**

12 Braden Rogers	35	(24-10)
1 Brett Bonar	1	(0-1)

**SECOND BASE:**

9 Max Gamm	28	(16-11)
5 Jack Lombardi	8	(8-0)

**THIRD BASE:**

20 Breyden Eckhout	36	(24-11)
--------------------	----	---------

**SHORTSTOP:**

11 Keil Krumwiede	36	(24-11)
-------------------	----	---------

**LEFT FIELD:**

4 Parker Smejkal	19	(14-5)
5 Jack Lombardi	15	(9-5)
3 Thomas Debonville	1	(0-1)
7 Tyler Daugherty	1	(1-0)

**CENTER FIELD:**

3 Thomas Debonville	35	(24-10)
7 Tyler Daugherty	1	(0-1)

**RIGHT FIELD:**

10 Ben Palensky	33	(24-9)
7 Tyler Daugherty	1	(0-1)
24 Josiah Scott	1	(0-0)
12 Braden Rogers	1	(0-1)

**DESIGNATED HITTER:**

16 Matt Bondarchuk	12	(8-4)
4 Parker Smejkal	9	(5-4)
15 Grant Suponchick	8	(6-2)
1 Brett Bonar	3	(3-0)
27 Josh Scribner	2	(1-0)
5 Jack Lombardi	2	(1-1)

**BY SPOT****LEADOFF:**

5 Jack Lombardi	21	(15-5)
9 Max Gamm	7	(4-3)
16 Matt Bondarchuk	6	(3-3)
3 Thomas Debonville	1	(1-0)
12 Braden Rogers	1	(1-0)

**2ND SPOT:**

3 Thomas Debonville	11	(5-5)
12 Braden Rogers	10	(6-4)
16 Matt Bondarchuk	6	(5-1)
20 Breyden Eckhout	6	(6-0)
5 Jack Lombardi	3	(2-1)

**3RD SPOT:**

11 Keil Krumwiede	19	(14-5)
1 Brett Bonar	17	(10-6)

**CLEANUP:**

11 Keil Krumwiede	16	(9-6)
1 Brett Bonar	7	(5-2)
4 Parker Smejkal	5	(3-2)
3 Thomas Debonville	5	(5-0)
10 Ben Palensky	3	(2-1)

**5TH SPOT:**

10 Ben Palensky	12	(7-5)
4 Parker Smejkal	10	(6-4)
1 Brett Bonar	6	(6-0)
15 Grant Suponchick	4	(3-1)
11 Keil Krumwiede	1	(1-0)
12 Braden Rogers	1	(0-1)
3 Thomas Debonville	1	(1-0)
27 Josh Scribner	1	(0-0)

**6TH SPOT:**

12 Braden Rogers	13	(7-5)
4 Parker Smejkal	8	(6-2)
10 Ben Palensky	6	(6-0)
3 Thomas Debonville	3	(2-1)
1 Brett Bonar	3	(1-2)
27 Josh Scribner	1	(1-0)
15 Grant Suponchick	1	(1-0)
20 Breyden Eckhout	1	(0-1)

**7TH SPOT:**

3 Thomas Debonville	13	(9-4)
9 Max Gamm	10	(4-5)
12 Braden Rogers	5	(5-0)
4 Parker Smejkal	5	(4-1)
24 Josiah Scott	1	(1-0)
20 Breyden Eckhout	1	(1-0)
10 Ben Palensky	1	(0-1)

**8TH SPOT:**

10 Ben Palensky	11	(9-2)
24 Josiah Scott	6	(4-1)
9 Max Gamm	5	(3-2)
12 Braden Rogers	4	(3-1)
15 Grant Suponchick	3	(2-1)
7 Tyler Daugherty	2	(0-2)
20 Breyden Eckhout	2	(1-1)
1 Brett Bonar	1	(0-1)
5 Jack Lombardi	1	(1-0)
3 Thomas Debonville	1	(1-0)

**9TH SPOT:**

20 Breyden Eckhout	26	(16-9)
9 Max Gamm	6	(5-1)
12 Braden Rogers	2	(2-0)
7 Tyler Daugherty	1	(1-0)
3 Thomas Debonville	1	(0-1)

## GAME BY GAME RESULTS

Date	Opponent	Score	Inns	Overall	Summit	Pitcher of record	Attend	Time
Feb 15, 2019	at USC	L 5-6	9	0-1-0	0-0-0	Hehnke, C. (L 0-1)	237	3:13
Feb 16, 2019	at USC	L 0-11	9	0-2-0	0-0-0	Koelewyn, S. (L 0-1)	495	2:32
Feb 17, 2019	at USC	w 12-9	9	1-2-0	0-0-0	Kinney, P. (W 1-0)	392	3:20
Feb 22, 2019	at Seattle University-1	L 0-12	6	1-3-0	0-0-0	Machado, J. (L 0-1)	-	2:11
Feb 22, 2019	at Seattle University-2	w 3-2	9	2-3-0	0-0-0	Kinney, P. (W 2-0)	162	2:27
Feb 23, 2019	at Seattle University	w 10-8	9	3-3-0	0-0-0	Brighton, A. (W 1-0)	165	2:57
Feb 24, 2019	at Seattle University	L 6-8	9	3-4-0	0-0-0	Mohler, J. (L 0-1)	146	2:22
Mar 01, 2019	at Savannah State	w 2-0	9	4-4-0	0-0-0	Machado, J. (W 1-1)	160	2hr4
Mar 02, 2019	at Savannah State	L 4-5	(11)	4-5-0	0-0-0	Daugherty, T. (L 0-1)	160	3hrs
Mar 03, 2019	at Savannah State	T 3-3	(11)	4-5-1	0-0-0	None	180	3 hr
Mar 08, 2019	at Santa Clara	w 2-0	9	5-5-1	0-0-0	Machado, J. (W 2-1)	299	2:32
Mar 09, 2019	at Santa Clara-1	w 2-0	9	6-5-1	0-0-0	Kinney, P. (W 3-0)	280	2:14
Mar 09, 2019	at Santa Clara-2	w 7-4	9	7-5-1	0-0-0	Koelewyn, S. (W 1-1)	290	2:50
Mar 10, 2019	at Santa Clara	w 4-2	9	8-5-1	0-0-0	Brighton, A. (W 2-0)	235	2:04
* Mar 16, 2019	NORTH DAKOTA STATE	w 7-6	(13)	9-5-1	1-0-0	Daugherty, T. (W 1-1)	169	4:05
* Mar 17, 2019	NORTH DAKOTA STATE	w 3-0	9	10-5-1	2-0-0	Kinney, P. (W 4-0)	209	1:59
* Mar 17, 2019	NORTH DAKOTA STATE-2	w 4-1	9	11-5-1	3-0-0	Koelewyn, S. (W 2-1)	189	2:31
* Mar 22, 2019	PURDUE FORT WAYNE	w 11-4	9	12-5-1	4-0-0	Machado, J. (W 3-1)	176	3:48
* Mar 23, 2019	PURDUE FORT WAYNE	w 6-1	9	13-5-1	5-0-0	Kinney, P. (W 5-0)	188	2:20
* Mar 24, 2019	PURDUE FORT WAYNE	w 26-0	7	14-5-1	6-0-0	Koelewyn, S. (W 3-1)	176	2:40
Mar 26, 2019	at Wichita State	L 2-12	9	14-6-1	6-0-0	Brighton, A. (L 2-1)	1398	2:29
* Mar 30, 2019	WESTERN ILLINOIS	w 8-2	9	15-6-1	7-0-0	Machado, J. (W 4-1)	179	2:35
* Mar 31, 2019	WESTERN ILLINOIS-1	w 4-3	9	16-6-1	8-0-0	Hehnke, C. (W 1-1)	201	2:31
* Mar 31, 2019	WESTERN ILLINOIS-2	w 15-5	8	17-6-1	9-0-0	Mohler, J. (W 1-1)	206	2:43
* Apr 05, 2019	vs South Dakota State	w 12-10	9	18-6-1	10-0-0	Suponchick, G. (W 1-0)	136	2:52
* Apr 06, 2019	vs South Dakota State-1	w 9-4	9	19-6-1	11-0-0	Kinney, P. (W 6-0)	226	2:29
* Apr 06, 2019	vs South Dakota State-2	w 11-7	9	20-6-1	12-0-0	Hehnke, C. (W 2-1)	226	2:56
Apr 10, 2019	at K-State	L 2-7	9	20-7-1	12-0-0	Gordon, J. (L 0-1)	1137	1:59
* Apr 12, 2019	at Oral Roberts-1	L 7-8	9	20-8-1	12-1-0	Mohler, J. (L 1-2)	-	3:02
* Apr 12, 2019	at Oral Roberts-2	w 4-2	9	21-8-1	13-1-0	Kinney, P. (W 7-0)	782	1:58
* Apr 14, 2019	at Oral Roberts	L 7-10	9	21-9-1	13-2-0	Brighton, A. (L 2-2)	686	3:09
Apr 17, 2019	NEBRASKA	L 5-8	9	21-10-1	13-2-0	Daugherty, T. (L 1-2)	1942	3:06
* Apr 19, 2019	at Purdue Fort Wayne	w 5-0	9	22-10-1	14-2-0	Machado, J. (W 5-1)	83	2:46
* Apr 21, 2019	at Purdue Fort Wayne-1	w 13-2	9	23-10-1	15-2-0	Kinney, P. (W 8-0)	204	3:04
* Apr 21, 2019	at Purdue Fort Wayne-2	w 4-2	8	24-10-1	16-2-0	Koelewyn, S. (W 4-1)	211	2:32
Apr 23, 2019	K-STATE	L 2-9	9	24-11-1	16-2-0	Alcorn, J. (L 0-1)	670	2:51

\* = Conference game

() extra inning game

## GAME BY GAME BATTING

Date	Opponent	ab	r	h	rbi	2b	3b	hr	tb	bb	ibb	sb	cs	hbp	sac	sf	gdp	k	po	a	e	lob	avg
Feb 15	at USC	31	5	8	5	2	0	0	10	4	0	0	1	0	1	1	0	12	26	7	0	5	.258
Feb 16	at USC	29	0	3	0	1	0	0	4	2	0	0	0	0	0	0	1	8	24	11	3	4	.183
Feb 17	at USC	39	12	11	12	5	0	1	19	6	0	1	0	1	0	1	0	11	27	9	2	8	.222
Feb 22	at Seattle University	16	0	1	0	0	0	0	1	2	0	0	0	1	0	0	0	5	15	5	1	3	.200
Feb 22	at Seattle University	32	3	6	2	0	0	0	6	7	0	2	0	0	0	0	1	11	27	9	0	9	.197
Feb 23	at Seattle University	44	10	19	8	0	1	1	24	3	0	0	0	1	2	0	0	6	27	11	1	13	.251
Feb 24	at Seattle University	34	6	8	6	2	0	0	10	2	0	1	0	2	0	0	0	3	24	9	0	5	.249
Mar 01	at Savannah State	31	2	7	2	0	0	1	10	4	0	1	1	0	1	0	0	7	27	6	0	7	.246
Mar 02	at Savannah State	41	4	11	4	2	1	0	15	3	0	1	0	0	2	0	0	7	32	13	0	9	.249
Mar 03	at Savannah State	36	3	8	3	1	0	0	9	5	0	1	1	1	2	0	0	9	33	16	1	8	.246
Mar 08	at Santa Clara	39	2	12	2	2	0	0	14	1	0	0	0	0	0	0	1	13	27	2	0	11	.253
Mar 09	at Santa Clara	27	2	3	2	0	0	0	3	4	0	2	0	1	3	0	0	9	27	15	1	6	.243
Mar 09	at Santa Clara	36	7	11	7	2	1	0	15	2	0	1	1	0	2	1	0	11	27	9	2	7	.248
Mar 10	at Santa Clara	32	4	6	4	1	0	0	7	3	0	0	1	1	1	0	1	12	27	9	0	6	.244
*Mar 16	NORTH DAKOTA STAT	51	7	12	7	3	1	1	20	9	1	1	0	0	0	0	0	16	39	10	0	15	.243
*Mar 17	NORTH DAKOTA STAT	33	3	11	3	3	0	0	14	0	0	1	1	0	1	0	0	4	27	10	0	7	.249
*Mar 17	NORTH DAKOTA STAT	28	4	7	4	1	0	0	8	3	0	0	0	1	1	2	0	5	27	6	1	7	.249
*Mar 22	PURDUE FORT WAYNE	38	11	14	9	0	0	1	17	7	0	5	0	1	0	1	0	9	27	8	0	12	.256
*Mar 23	PURDUE FORT WAYNE	33	6	14	5	3	0	0	17	0	0	1	0	1	2	1	2	5	27	8	1	7	.265
*Mar 24	PURDUE FORT WAYNE	40	26	20	24	7	0	2	33	8	0	1	0	2	0	0	0	5	21	7	0	6	.278
Mar 26	at Wichita State	32	2	6	2	2	0	1	11	4	0	2	1	0	0	0	0	8	24	6	1	7	.274
*Mar 30	WESTERN ILLINOIS	36	8	15	7	2	0	0	17	4	1	2	0	0	1	2	0	7	27	8	0	11	.281
*Mar 31	WESTERN ILLINOIS	32	4	9	3	2	0	0	11	6	0	2	1	0	0	0	0	10	27	5	0	10	.281
*Mar 31	WESTERN ILLINOIS	31	15	12	13	2	2	1	21	9	0	1	1	2	0	3	0	3	24	6	0	9	.285
*Apr 05	vs South Dakota State	43	12	15	12	1	0	2	22	4	0	1	0	1	0	0	1	9	27	8	1	9	.288
*Apr 06	vs South Dakota State	38	9	15	9	2	0	1	20	3	0	1	0	2	2	1	1	6	27	10	1	10	.293
*Apr 06	vs South Dakota State	43	11	16	11	5	0	2	27	5	0	1	0	0	0	0	0	10	27	5	0	10	.296
Apr 10	at K-State	30	2	4	2	2	0	1	9	2	0	0	0	1	0	0	1	6	24	7	1	4	.291
*Apr 12	at Oral Roberts	36	7	8	6	2	0	1	13	6	0	1	0	1	0	0	0	10	24	11	0	9	.289
*Apr 12	at Oral Roberts	35	4	11	4	2	0	1	16	0	0	0	0	1	0	0	3	3	27	9	0	5	.290
*Apr 14	at Oral Roberts	36	7	8	6	1	0	0	9	8	0	2	0	2	0	1	0	6	24	11	0	13	.287
Apr 17	NEBRASKA	30	5	5	5	0	0	1	8	8	0	0	0	1	1	0	1	8	27	10	2	8	.284
*Apr 19	at Purdue Fort Wayne	28	5	6	3	2	0	0	8	9	0	0	2	2	1	1	1	3	27	10	0	9	.282
*Apr 21	at Purdue Fort Wayne	37	13	16	10	2	0	0	18	9	0	0	1	1	1	3	1	4	27	8	1	11	.287
*Apr 21	at Purdue Fort Wayne	28	4	6	4	1	0	1	10	7	0	3	1	1	1	0	0	7	24	6	0	9	.285
Apr 23	K-STATE	26	2	3	2	0	0	0	3	5	0	2	0	2	0	1	3	9	27	8	1	5	.282
Totals		1231	227	347	208	63	6	19	479	164	2	37	13	30	25	19	18	277	952	308	21	294	.282

## GAME BY GAME PITCHING

Date	Opponent	ip	h	r	er	bb	so	2b	3b	hr	wp	bk	hbp	dp	ibb	score	w-l	sv	era
Feb 15	at USC	8.2	7	6	6	10	8	1	2	2	0	0	0	0	2	5-6	0-1	0	6.23
Feb 16	at USC	8.0	11	11	9	9	5	2	1	0	1	0	1	3	0	0-11	0-2	0	8.10
Feb 17	at USC	9.0	14	9	8	9	6	3	0	0	1	0	0	3	0	12-9	1-2	1	8.06
Feb 22	at Seattle University	5.0	12	12	12	6	4	1	0	4	1	0	0	0	0	0-12	1-3	1	10.27
Feb 22	at Seattle University	9.0	7	2	2	3	10	2	0	0	3	0	0	1	0	3-2	2-3	2	8.39
Feb 23	at Seattle University	9.0	14	8	7	4	6	3	1	0	2	0	1	0	0	10-8	3-3	3	8.14
Feb 24	at Seattle University	8.0	10	8	8	3	11	4	0	1	0	1	1	0	0	6-8	3-4	3	8.26
Mar 01	at Savannah State	9.0	6	0	0	1	10	0	0	0	0	0	0	0	0	2-0	4-4	4	7.13
Mar 02	at Savannah State	10.2	10	5	5	6	9	1	0	0	2	0	0	1	0	4-5	4-5	4	6.72
Mar 03	at Savannah State	11.0	12	3	2	6	7	2	0	0	0	0	0	1	0	3-3	4-5	4	6.08
Mar 08	at Santa Clara	9.0	4	0	0	1	20	1	0	0	1	0	1	0	0	2-0	5-5	5	5.51
Mar 09	at Santa Clara	9.0	7	0	0	3	6	1	0	0	0	0	0	2	0	2-0	6-5	6	5.04
Mar 09	at Santa Clara	9.0	5	4	4	10	11	0	0	0	4	0	2	0	0	7-4	7-5	7	4.96
Mar 10	at Santa Clara	9.0	4	2	2	1	3	0	0	0	0	1	4	1	0	4-2	8-5	8	4.74
*Mar 16	NORTH DAKOTA STAT	13.0	7	6	6	5	15	1	0	0	1	0	0	0	0	7-6	9-5	8	4.69
*Mar 17	NORTH DAKOTA STAT	9.0	2	0	0	3	12	0	0	0	0	0	0	0	0	3-0	10-5	9	4.40
*Mar 17	NORTH DAKOTA STAT	9.0	3	1	1	7	12	0	0	0	0	0	1	0	0	4-1	11-5	10	4.20
*Mar 22	PURDUE FORT WAYNE	9.0	9	4	4	4	17	2	0	0	0	0	0	0	0	11-4	12-5	11	4.19
*Mar 23	PURDUE FORT WAYNE	9.0	6	1	1	3	11	0	0	0	0	0	0	0	0	6-1	13-5	11	4.02
*Mar 24	PURDUE FORT WAYNE	7.0	1	0	0	3	11	0	0	0	0	0	1	1	0	26-0	14-5	11	3.86
Mar 26	at Wichita State	8.0	11	12	8	3	5	2	1	3	1	0	1	0	0	2-12	14-6	11	4.08
*Mar 30	WESTERN ILLINOIS	9.0	8	2	2	3	5	0	0	0	0	0	1	0	0	8-2	15-6	11	3.99
*Mar 31	WESTERN ILLINOIS	9.0	6	3	3	4	12	0	0	0	1	0	0	0	0	4-3	16-6	11	3.94
*Mar 31	WESTERN ILLINOIS	8.0	2	5	5	10	10	0	0	1	0	0	1	0	0	15-5	17-6	11	4.01
*Apr 05	vs South Dakota State	9.0	12	10	9	3	10	2	0	2	1	0	2	1	0	12-10	18-6	12	4.21
*Apr 06	vs South Dakota State	9.0	8	4	4	2	8	1	0	1	2	0	1	1	0	9-4	19-6	13	4.20
*Apr 06	vs South Dakota State	9.0	7	7	7	7	12	1	0	2	1	0	1	1	0	11-7	20-6	13	4.31
Apr 10	at K-State	8.0	7	7	6	5	4	2	0	3	0	0	0	0	0	2-7	20-7	13	4.39
*Apr 12	at Oral Roberts	8.0	13	8	8	8	3	3	1	1	2	0	0	1	1	7-8	20-8	13	4.53
*Apr 12	at Oral Roberts	9.0	9	2	2	1	12	0	0	2	0	0	0	0	0	4-2	21-8	14	4.44
*Apr 14	at Oral Roberts	8.0	11	10	10	8	3	2	0	2	2	0	2	3	1	7-10	21-9	14	4.64
Apr 17	NEBRASKA	9.0	12	8	8	5	12	3	0	1	0	0	1	1	0	5-8	21-10	14	4.75
*Apr 19	at Purdue Fort Wayne	9.0	5	0	0	4	7	0	0	0	1	0	0	0	0	5-0	22-10	14	4.60
*Apr 21	at Purdue Fort Wayne	9.0	9	2	2	3	8	0	0	0	2	0	0	2	0	13-2	23-10	14	4.52
*Apr 21	at Purdue Fort Wayne	8.0	6	2	2	3	11	0	1	0	1	0	0	0	0	4-2	24-10	15	4.47
Apr 23	K-STATE	9.0	12	9	9	3	5	0	1	2	1	0	2	2	0	2-9	24-11	15	4.59
Totals		317.1	289	173	162	169	321	40	8	27	31	2	24	25	4	227-173	24-11	15	4.59

**TEAM GAME HIGHS**Batting

At bats:	51	vs North Dakota State (Mar 16, 2019)
Runs scored:	26	vs Purdue Fort Wayne (Mar 24, 2019)
Hits:	20	vs Purdue Fort Wayne (Mar 24, 2019)
RBIs:	24	vs Purdue Fort Wayne (Mar 24, 2019)
Doubles:	7	vs Purdue Fort Wayne (Mar 24, 2019)
Triples:	2	vs Western Illinois (Mar 31, 2019)
Home runs:	2	vs Purdue Fort Wayne (Mar 24, 2019)
	2	vs South Dakota State (Apr 05, 2019 at Sioux Falls, S.D.)
	2	vs South Dakota State (Apr 06, 2019 at Sioux Falls, S.D.)
Total bases:	33	vs Purdue Fort Wayne (Mar 24, 2019)
Walks:	9	(4 games)
Strikeouts:	16	vs North Dakota State (Mar 16, 2019)
Sac hits:	3	at Santa Clara (Mar 09, 2019)
Sac flies:	3	vs Western Illinois (Mar 31, 2019)
	3	at Purdue Fort Wayne (Apr 21, 2019)
Stolen bases:	5	vs Purdue Fort Wayne (Mar 22, 2019)
Hit by pitch:	2	(7 games)
Caught stealing:	2	at Purdue Fort Wayne (Apr 19, 2019)
Runners LOB:	15	vs North Dakota State (Mar 16, 2019)
Hit into DP:	3	at Oral Roberts (Apr 12, 2019)
	3	vs K-State (Apr 23, 2019)

Fielding

Putouts:	39	vs North Dakota State (Mar 16, 2019)
Assists:	16	at Savannah State (Mar 03, 2019)
Errors:	3	at USC (Feb 16, 2019)
Passed balls:	1	vs North Dakota State (Mar 17, 2019)
	1	vs Western Illinois (Mar 31, 2019)
DPs turned:	3	at USC (Feb 16, 2019)
	3	at USC (Feb 17, 2019)
	3	at Oral Roberts (Apr 14, 2019)

Pitching

Innings pitched:	13.0	vs North Dakota State (Mar 16, 2019)
Runs allowed:	12	at Seattle University (Feb 22, 2019)
	12	at Wichita State (Mar 26, 2019)
Earned runs:	12	at Seattle University (Feb 22, 2019)
Walks allowed:	10	at USC (Feb 15, 2019)
	10	at Santa Clara (Mar 09, 2019)
	10	vs Western Illinois (Mar 31, 2019)
Strikeouts:	20	at Santa Clara (Mar 08, 2019)
Hits allowed:	14	at USC (Feb 17, 2019)
	14	at Seattle University (Feb 23, 2019)
	14	at Seattle University (Feb 24, 2019)
Doubles allowed:	4	at USC (Feb 15, 2019)
Triples allowed:	2	at Seattle University (Feb 22, 2019)
Homers allowed:	4	at Seattle University (Feb 22, 2019)
Wild pitches:	4	at Santa Clara (Mar 09, 2019)
Hit batters:	4	at Santa Clara (Mar 10, 2019)

**INDIVIDUAL GAME HIGHS**Batting

At bats:	7	Thomas Debonville vs North Dakota State (Mar 16, 2019)
Runs scored:	4	Matt Bondarchuk at Purdue Fort Wayne (Apr 21, 2019)
Hits:	5	Matt Bondarchuk at Purdue Fort Wayne (Apr 21, 2019)
RBIs:	7	Brett Bonar vs Western Illinois (Mar 31, 2019)
Doubles:	2	Keil Krumwiede vs Purdue Fort Wayne (Mar 24, 2019)
	2	Parker Smejkal vs Purdue Fort Wayne (Mar 24, 2019)
Triples:	1	(6 games)
Home runs:	1	(19 games)
Total bases:	9	Parker Smejkal vs Purdue Fort Wayne (Mar 24, 2019)
Walks:	3	(4 games)
Strikeouts:	4	Jack Lombardi vs North Dakota State (Mar 16, 2019)
Sac hits:	2	Breyden Eckhout at Santa Clara (Mar 09, 2019)
Sac flies:	2	Brett Bonar vs Western Illinois (Mar 31, 2019)
Stolen bases:	2	Matt Bondarchuk vs Purdue Fort Wayne (Mar 22, 2019)
	2	Max Gamm at Oral Roberts (Apr 14, 2019)
	2	Max Gamm at Purdue Fort Wayne (Apr 21, 2019)
Hit by pitch:	1	(30 games)
Caught stealing:	1	(13 games)
Runners LOB:	6	Brett Bonar at Oral Roberts (Apr 12, 2019)
	6	Braden Rogers at Purdue Fort Wayne (Apr 21, 2019)

Fielding

Putouts:	19	Brett Bonar at Santa Clara (Mar 08, 2019)
Assists:	6	Keil Krumwiede at Seattle University (Feb 22, 2019)
	6	Keil Krumwiede at Savannah State (Mar 02, 2019)
	6	Keil Krumwiede at Savannah State (Mar 03, 2019)
Errors:	1	(21 games)
Passed balls:	1	Josiah Scott vs North Dakota State (Mar 17, 2019)
	1	Brett Bonar vs Western Illinois (Mar 31, 2019)

Pitching

Innings pitched:	8.0	(4 games)
Runs allowed:	9	Joey Machado at Seattle University (Feb 22, 2019)
Earned runs:	9	Joey Machado at Seattle University (Feb 22, 2019)
Walks allowed:	6	(4 games)
Strikeouts:	13	Joey Machado at Santa Clara (Mar 08, 2019)
Hits allowed:	8	(4 games)
Doubles allowed:	2	(5 games)
Triples allowed:	1	(8 games)
Homers allowed:	4	Joey Machado at Seattle University (Feb 22, 2019)
Wild pitches:	3	Spencer Koelewyn at Santa Clara (Mar 09, 2019)
Hit batters:	3	Andrew Brighton at Santa Clara (Mar 10, 2019)

## INDIVIDUAL SEASON AND CAREER STATISTICS

Record: 24-11-1 Home: 9-2 Away: 12-9-1 Neutral: 3-0 Summit: 16-2

Player	SEASON													CAREER													
	Avg	G-GS	AB	R	H	2B	3B	HR	RBI	BB	Hbp	SO	Sb-Att	Avg	G-GS	AB	R	H	2B	3B	HR	RBI	BB	Hbp	SO	Sb-Att	
4 Parker Smejkal	.384	30-28	86	22	33	8	0	5	28	24	8	24	0-0	.289	93-79	263	42	76	15	2	7	52	40	11	69	2-5	
16 Matt Bondarchuk	.373	16-12	51	13	19	1	0	0	11	4	0	15	7-8	.373	16-12	51	13	19	1	0	0	11	4	0	15	7-8	
11 Keil Krumwiede	.318	36-36	132	30	42	9	0	2	27	28	3	36	1-1	.270	80-80	281	49	76	14	1	4	53	58	5	73	3-3	
9 Max Gamm	.294	30-28	102	23	30	4	0	0	9	16	0	18	11-12	.263	79-76	270	46	71	7	0	0	26	30	4	57	16-19	
20 Breyden Eckhout	.290	36-36	124	19	36	8	1	2	17	17	4	20	5-10	.290	36-36	124	19	36	8	1	2	17	17	4	20	5-10	
12 Braden Rogers	.273	36-36	139	18	38	6	0	2	24	12	3	27	1-2	.277	86-86	328	40	91	10	2	3	47	32	3	54	4-6	
10 Ben Palensky	.271	36-33	118	21	32	11	1	1	15	16	6	26	0-1	.236	81-74	246	36	58	15	1	4	32	42	12	61	0-1	
3 Thomas Debonville	.268	36-36	149	21	40	5	4	4	29	7	1	37	8-11	.263	83-83	338	58	89	10	8	10	57	29	3	80	29-35	
15 Grant Suponchick	.265	10-8	34	5	9	2	0	0	5	3	0	4	0-0	.280	141-122	461	53	129	20	1	4	62	55	0	89	0-0	
5 Jack Lombardi	.257	28-25	109	21	28	3	0	0	11	14	3	27	2-3	.257	28-25	109	21	28	3	0	0	11	14	3	27	2-3	
1 Brett Bonar	.241	35-34	133	22	32	3	0	3	26	13	1	24	1-1	.241	35-34	133	22	32	3	0	3	26	13	1	24	1-1	
23 Jackson Gordon	.500	2-0	2	2	1	0	0	0	1	0	0	0	0-0	.500	2-0	2	2	1	0	0	0	1	0	0	0	0-0	
7 Tyler Daugherty	.214	8-3	14	0	3	1	0	0	1	1	0	3	1-1	.200	55-46	155	21	31	3	2	0	15	21	2	36	2-3	
27 Josh Scribner	.167	7-2	12	2	2	1	0	0	3	1	1	5	0-0	.119	39-14	59	4	7	2	0	0	4	3	2	18	0-0	
24 Josiah Scott	.080	13-7	25	7	2	1	0	0	1	7	0	10	0-0	.080	13-7	25	7	2	1	0	0	1	7	0	10	0-0	
30 Justin McEnroe	.000	1-0	1	1	0	0	0	0	0	1	0	1	0-0	.000	1-0	1	1	0	0	0	0	0	1	0	1	0-0	
Totals	.282	36-36	1231	227	347	63	6	19	208	164	30	277	37-50														
Opponents	.245	36-36	1178	173	289	40	8	27	165	169	24	321	30-42														

(All games Sorted by Earned run avg)

Player	SEASON (All games Combined by Earned Run Avg)														CAREER													
	ERA	W-L	App	GS	CG	Sho	Sv	IP	H	R	ER	BB	SO	ERA	W-L	App	GS	CG	Sho	Sv	IP	H	R	ER	BB	SO		
13 Payton Kinney	1.34	8-0	10	10	0	0	0	67.0	48	10	10	25	71	2.55	12-4	30	16	1	1	0	134.1	97	41	38	64	141		
19 Spencer Koelewyn	3.74	4-1	10	10	0	0	0	43.1	20	18	18	43	61	3.90	7-6	23	21	0	0	0	92.1	62	46	40	82	96		
33 Joey Machado	3.95	5-1	10	10	0	0	0	54.2	48	24	24	22	56	4.19	9-8	24	24	0	0	0	137.1	131	68	64	60	106		
-----																												
28 Mark Ehresman	0.00	0-0	1	0	0	0	0	1.0	1	0	0	0	1	0.00	0-0	1	0	0	0	0	1.0	1	0	0	0	1		
20 Breyden Eckhout	0.00	0-0	1	0	0	0	0	1.0	1	1	0	0	0	0.00	0-0	1	0	0	0	0	1.0	1	1	0	0	0		
15 Grant Suponchick	4.15	1-0	5	0	0	0	0	8.2	9	4	4	3	6	8.28	2-9	35	14	0	0	2	83.2	117	79	77	36	43		
18 Cam Fowler	4.50	0-0	2	0	0	0	0	2.0	1	1	1	3	3	6.21	1-1	28	0	0	0	0	37.2	48	31	26	23	29		
2 Cal Hehnke	4.88	2-1	14	0	0	0	5	31.1	31	17	17	18	39	5.10	4-7	53	9	0	0	10	139.1	135	84	79	63	138		
7 Tyler Daugherty	5.48	1-2	13	0	0	0	5	21.1	22	14	13	7	23	5.32	1-2	14	0	0	0	5	22.0	23	15	13	7	24		
23 Jackson Gordon	6.04	0-1	14	2	0	0	4	25.1	28	19	17	10	16	6.04	0-1	14	2	0	0	4	25.1	28	19	17	10	16		
35 Jonas Lovin	6.35	0-0	5	0	0	0	0	5.2	4	4	4	4	4	6.35	0-0	5	0	0	0	0	5.2	4	4	4	4	4		
17 Andrew Brighton	6.57	2-2	12	2	0	0	1	24.2	29	24	18	10	13	5.36	4-5	30	8	1	0	1	84.0	93	62	50	26	30		
34 Jacob Mohler	7.71	1-2	11	0	0	0	0	14.0	19	12	12	11	16	7.71	1-2	11	0	0	0	0	14.0	19	12	12	11	16		
8 Richie Holetz	8.31	0-0	8	1	0	0	0	13.0	17	12	12	10	9	8.31	0-0	8	1	0	0	0	13.0	17	12	12	10	9		
31 Jacob Alcorn	24.92	0-1	5	1	0	0	0	4.1	11	13	12	3	3	24.92	0-1	5	1	0	0	0	4.1	11	13	12	3	3		
Totals	4.59	24-11	36	36	0	6	15	317.1	289	173	162	169	321															
Opponents	5.07	11-24	36	36	1	2	3	316.0	347	227	178	164	277															

## STARTERS SUMMARY

Player	GS	Position											Batting Order									
		p	c	1b	2b	3b	ss	lf	cf	rf	of	dh	1st	2nd	3rd	4th	5th	6th	7th	8th	9th	
20 Breyden Eckho	36	.	.	.	.	36	.	.	.	.	.	.	.	6	.	.	.	1	1	2	26	
3 Thomas Debon	36	.	.	.	.	.	.	1	35	.	.	.	.	1	11	.	5	1	3	13	1	1
12 Braden Rogers	36	.	.	35	.	.	.	.	.	1	.	.	.	1	10	.	.	1	13	5	4	2
11 Keil Krumwied	36	.	.	.	.	.	36	.	.	.	.	.	.	.	.	19	16	1	.	.	.	.
1 Brett Bonar	34	.	30	1	.	.	.	.	.	.	.	.	3	.	.	17	7	6	3	.	1	.
10 Ben Palensky	33	.	.	.	.	.	.	.	.	33	.	.	.	.	.	.	3	12	6	1	11	.
4 Parker Smejkal	28	.	.	.	.	.	.	19	.	.	.	9	.	.	.	.	5	10	8	5	.	.
9 Max Gamm	28	.	.	.	28	.	.	.	.	.	.	.	.	7	.	.	.	.	.	10	5	6
5 Jack Lombardi	25	.	.	.	8	.	.	15	.	.	.	2	21	3	.	.	.	.	.	1	.	.
16 Matt Bondarch	12	.	.	.	.	.	.	.	.	.	.	12	6	6	.	.	.	.	.	.	.	.
33 Joey Machado	10	10	.	.	.	.	.	.	.	.	.	.	.	.	.	.	.	.	.	.	.	.
19 Spencer Koele	10	10	.	.	.	.	.	.	.	.	.	.	.	.	.	.	.	.	.	.	.	.
13 Payton Kinney	10	10	.	.	.	.	.	.	.	.	.	.	.	.	.	.	.	.	.	.	.	.
15 Grant Suponch	8	.	.	.	.	.	.	.	.	.	.	8	.	.	.	.	4	1	.	3	.	.
24 Josiah Scott	7	.	6	.	.	.	.	.	.	1	.	.	.	.	.	.	.	.	.	1	6	.
7 Tyler Daughert	3	.	.	.	.	.	.	1	1	1	.	.	.	.	.	.	.	.	.	2	1	.
17 Andrew Bright	2	2	.	.	.	.	.	.	.	.	.	.	.	.	.	.	.	.	.	.	.	.
27 Josh Scribner	2	.	.	.	.	.	.	.	.	.	.	2	.	.	.	.	1	1	.	.	.	.
23 Jackson Gordo	2	2	.	.	.	.	.	.	.	.	.	.	.	.	.	.	.	.	.	.	.	.
8 Richie Holetz	1	1	.	.	.	.	.	.	.	.	.	.	.	.	.	.	.	.	.	.	.	.
31 Jacob Alcorn	1	1	.	.	.	.	.	.	.	.	.	.	.	.	.	.	.	.	.	.	.	.

**MISCELLANEOUS STATISTICS**

<b>Multiple Hit Games</b>	<b>2</b>	<b>3</b>	<b>4</b>	<b>5+</b>	<b>Total</b>
11 Keil Krumwiede	9	3	1	-	13
1 Brett Bonar	6	4	-	-	10
3 Thomas Debonville	8	2	-	-	10
4 Parker Smejkal	6	1	2	-	9
20 Breyden Eckhout	5	4	-	-	9
10 Ben Palensky	5	2	1	-	8
12 Braden Rogers	4	3	1	-	8
9 Max Gamm	6	-	1	-	7
5 Jack Lombardi	2	3	1	-	6
16 Matt Bondarchuk	2	1	-	1	4
15 Grant Suponchick	2	1	-	-	3
TEAM	55	24	7	1	87

<b>Multiple RBI Games</b>	<b>2</b>	<b>3</b>	<b>4</b>	<b>5+</b>	<b>Total</b>
4 Parker Smejkal	5	2	-	1	8
3 Thomas Debonville	3	3	1	-	7
11 Keil Krumwiede	3	1	2	-	6
12 Braden Rogers	5	1	-	-	6
1 Brett Bonar	1	3	-	1	5
20 Breyden Eckhout	1	2	-	-	3
16 Matt Bondarchuk	3	-	-	-	3
5 Jack Lombardi	1	1	-	-	2
9 Max Gamm	1	1	-	-	2
10 Ben Palensky	2	-	-	-	2
15 Grant Suponchick	1	-	-	-	1
27 Josh Scribner	-	1	-	-	1
TEAM	26	15	3	2	46

<b>Hitting Streaks</b>	<b>Longest</b>	<b>Current</b>
12 Braden Rogers	16	-
16 Matt Bondarchuk	10	10
20 Breyden Eckhout	10	3
3 Thomas Debonville	9	3
9 Max Gamm	9	9
5 Jack Lombardi	9	1
11 Keil Krumwiede	8	-
4 Parker Smejkal	7	-
10 Ben Palensky	6	-
1 Brett Bonar	4	-
15 Grant Suponchick	3	-
7 Tyler Daugherty	2	-
23 Jackson Gordon	1	1
27 Josh Scribner	1	-
24 Josiah Scott	1	-

<b>Reached Base Streaks</b>	<b>Longest</b>	<b>Current</b>
10 Ben Palensky	26	-
12 Braden Rogers	23	-
11 Keil Krumwiede	17	-
9 Max Gamm	15	15
4 Parker Smejkal	15	15
5 Jack Lombardi	14	2
16 Matt Bondarchuk	10	10
20 Breyden Eckhout	10	6
3 Thomas Debonville	9	3
1 Brett Bonar	5	-
15 Grant Suponchick	4	4
27 Josh Scribner	3	-
7 Tyler Daugherty	2	-
24 Josiah Scott	2	1
30 Justin McEnroe	1	1
23 Jackson Gordon	1	1

**HOME RUN LISTING**

No.	Player	Gm#	Date	Opponent	Pitcher	On Base	Inn	Outs	Count	Score	Final
1.	DeBonville	3	Feb 17	at USC	Culpo	2	5	2	1-0	9-1	W 12-9
2.	Rogers *	6	Feb 23	at Seattle University	Maningo	0	8	0	0-1	8-7	W 10-8
3.	Krumwiede *	8	Mar 01	at Savannah State	Torres-Lopez	0	2	0	-	0-0	W 2-0
4.	Bonar	15	Mar 16	North Dakota State	Smith	1	6	1	0-0	1-2	W 7-6
5.	Rogers	18	Mar 22	Purdue Fort Wayne	Boyd	1	5	2	3-2	3-1	W 11-4
6.	DeBonville	20	Mar 24	Purdue Fort Wayne	Odzark	1	2	1	2-2	0-0	W 26-0
7.	Smejkal	20	Mar 24	Purdue Fort Wayne	Armstrong	3	5	2	2-0	13-0	W 26-0
8.	Eckhout *	21	Mar 26	at Wichita State	Pleimann	0	3	0	1-0	0-6	L 2-12
9.	Bonar	24	Mar 31	Western Illinois	Cheek	2	7	2	2-0	11-5	W 15-5
10.	Bonar	25	Apr 05	vs South Dakota State	Olmstead	2	7	2	0-0	3-10	W 12-10
11.	Smejkal	25	Apr 05	vs South Dakota State	Carlson	1	7	2	1-1	6-10	W 12-10
12.	Smejkal	26	Apr 06	vs South Dakota State	Froom	1	3	0	0-1	4-0	W 9-4
13.	Krumwiede	27	Apr 06	vs South Dakota State	McCay	2	4	1	1-0	4-1	W 11-7
14.	DeBonville	27	Apr 06	vs South Dakota State	Beazley	3	9	0	0-0	7-7	W 11-7
15.	Smejkal *	28	Apr 10	at K-State	Stratman	0	7	0	1-0	1-7	L 2-7
16.	Palensky	29	Apr 12	at Oral Roberts	Wolf	0	7	2	2-2	5-1	L 7-8
17.	Smejkal	30	Apr 12	at Oral Roberts	Gaskins	2	8	2	1-2	1-0	W 4-2
18.	DeBonville *	32	Apr 17	Nebraska	Schanaman	0	8	0	3-1	4-8	L 5-8
19.	Eckhout	35	Apr 21	at Purdue Fort Wayne	Miller	0	4	2	2-1	3-0	W 4-2

\*leadoff home run

**BATTING LEADERS**

Hitting minimums - 1.0 TPA/Game  
Pitching minimums - 1.0 IP/Game

**Batting avg**

1. 4 Parker Smejkal	.384
2. 16 Matt Bondarchuk	.373
3. 11 Keil Krumwiede	.318
4. 9 Max Gamm	.294
5. 20 Breyden Eckhout	.290

**Runs scored**

1. 11 Keil Krumwiede	30
2. 9 Max Gamm	23
3. 1 Brett Bonar	22
4. 4 Parker Smejkal	22
5. 3 tied at.....	21

**Doubles**

1. 10 Ben Palensky	11
2. 11 Keil Krumwiede	9
3. 4 Parker Smejkal	8
20 Breyden Eckhout	8
5. 12 Braden Rogers	6

**Total bases**

1. 3 Thomas Debonville	65
2. 11 Keil Krumwiede	57
3. 4 Parker Smejkal	56
4. 20 Breyden Eckhout	52
5. 12 Braden Rogers	50

**Sac bunts**

1. 20 Breyden Eckhout	7
2. 3 Thomas Debonville	4
3. 10 Ben Palensky	3
4. 4 tied at.....	2

**Caught stealing**

1. 20 Breyden Eckhout	5
2. 3 Thomas Debonville	3
3. 5 tied at.....	1

**Strikeouts**

1. 3 Thomas Debonville	37
2. 11 Keil Krumwiede	36
3. 12 Braden Rogers	27
5 Jack Lombardi	27
5. 10 Ben Palensky	26

**At bats**

1. 3 Thomas Debonville	149
2. 12 Braden Rogers	139
3. 1 Brett Bonar	133
4. 11 Keil Krumwiede	132
5. 20 Breyden Eckhout	124

**Games as sub**

1. 24 Josiah Scott	6
2. 27 Josh Scribner	5
7 Tyler Daugherty	5
4. 16 Matt Bondarchuk	4
5. 2 tied at.....	3

**Slugging pct**

1. 4 Parker Smejkal	.651
2. 3 Thomas Debonville	.436
3. 11 Keil Krumwiede	.432
4. 20 Breyden Eckhout	.419
5. 10 Ben Palensky	.407

**Hits**

1. 11 Keil Krumwiede	42
2. 3 Thomas Debonville	40
3. 12 Braden Rogers	38
4. 20 Breyden Eckhout	36
5. 4 Parker Smejkal	33

**Triples**

1. 3 Thomas Debonville	4
2. 10 Ben Palensky	1
20 Breyden Eckhout	1

**Walks**

1. 11 Keil Krumwiede	28
2. 4 Parker Smejkal	24
3. 20 Breyden Eckhout	17
4. 10 Ben Palensky	16
9 Max Gamm	16

**Sac flies**

1. 1 Brett Bonar	6
2. 12 Braden Rogers	3
11 Keil Krumwiede	3
4. 10 Ben Palensky	2
5. 5 tied at.....	1

**Steal attempts**

1. 9 Max Gamm	12
2. 3 Thomas Debonville	11
3. 20 Breyden Eckhout	10
4. 16 Matt Bondarchuk	8
5. 5 Jack Lombardi	3

**Grounded into DP**

1. 11 Keil Krumwiede	3
1 Brett Bonar	3
5 Jack Lombardi	3
4. 3 tied at.....	2

**Games played**

1. 12 Braden Rogers	36
3 Thomas Debonville	36
10 Ben Palensky	36
11 Keil Krumwiede	36
20 Breyden Eckhout	36

**On base pct**

1. 4 Parker Smejkal	.546
2. 11 Keil Krumwiede	.440
3. 16 Matt Bondarchuk	.418
4. 20 Breyden Eckhout	.393
5. 9 Max Gamm	.387

**Runs batted in**

1. 3 Thomas Debonville	29
2. 4 Parker Smejkal	28
3. 11 Keil Krumwiede	27
4. 1 Brett Bonar	26
5. 12 Braden Rogers	24

**Home runs**

1. 4 Parker Smejkal	5
2. 3 Thomas Debonville	4
3. 1 Brett Bonar	3
4. 3 tied at.....	2

**Hit by pitch**

1. 4 Parker Smejkal	8
2. 10 Ben Palensky	6
3. 20 Breyden Eckhout	4
4. 3 tied at.....	3

**Stolen bases**

1. 9 Max Gamm	11
2. 3 Thomas Debonville	8
3. 16 Matt Bondarchuk	7
4. 20 Breyden Eckhout	5
5. 5 Jack Lombardi	2

**Stolen base pct**

1. 1 Brett Bonar	1.000
11 Keil Krumwiede	1.000
3. 9 Max Gamm	.917
4. 16 Matt Bondarchuk	.875
5. 3 Thomas Debonville	.727

**Total plate appearances**

1. 11 Keil Krumwiede	167
2. 3 Thomas Debonville	162
3. 12 Braden Rogers	159
4. 1 Brett Bonar	155
5. 20 Breyden Eckhout	152

**Game starts**

1. 3 Thomas Debonville	36
12 Braden Rogers	36
20 Breyden Eckhout	36
11 Keil Krumwiede	36
5. 1 Brett Bonar	34

**PITCHING LEADERS**

Hitting minimums - 1.0 TPA/Game  
Pitching minimums - 1.0 IP/Game

**Earned run avg**

1. 13 Payton Kinney	1.34
2. 19 Spencer Koelewyn	3.74
3. 33 Joey Machado	3.95

**Opposing bat avg**

1. 19 Spencer Koelewyn	.143
2. 13 Payton Kinney	.205
3. 33 Joey Machado	.236

**Won-loss pct**

1. 13 Payton Kinney	1.000
2. 33 Joey Machado	.833
3. 19 Spencer Koelewyn	.800

**Wins**

1. 13 Payton Kinney	8
2. 33 Joey Machado	5
3. 19 Spencer Koelewyn	4
4. 2 Cal Hehnke	2
17 Andrew Brighton	2

**Losses**

1. 17 Andrew Brighton	2
7 Tyler Daugherty	2
34 Jacob Mohler	2
4. 5 tied at.....	1

**Saves**

1. 7 Tyler Daugherty	5
2 Cal Hehnke	5
3. 23 Jackson Gordon	4
4. 17 Andrew Brighton	1

**Innings pitched**

1. 13 Payton Kinney	67.0
2. 33 Joey Machado	54.2
3. 19 Spencer Koelewyn	43.1

**Batters struck out**

1. 13 Payton Kinney	71
2. 19 Spencer Koelewyn	61
3. 33 Joey Machado	56
4. 2 Cal Hehnke	39
5. 7 Tyler Daugherty	23

**Appearances**

1. 23 Jackson Gordon	14
2 Cal Hehnke	14
3. 7 Tyler Daugherty	13
4. 17 Andrew Brighton	12
5. 34 Jacob Mohler	11

**Games started**

1. 13 Payton Kinney	10
19 Spencer Koelewyn	10
33 Joey Machado	10
4. 23 Jackson Gordon	2
17 Andrew Brighton	2

**Games finished**

1. 2 Cal Hehnke	10
2. 7 Tyler Daugherty	8
3. 23 Jackson Gordon	7
4. 34 Jacob Mohler	3
5. 17 Andrew Brighton	2

**Games in relief**

1. 2 Cal Hehnke	14
2. 7 Tyler Daugherty	13
3. 23 Jackson Gordon	12
4. 34 Jacob Mohler	11
5. 17 Andrew Brighton	10

**Wild pitches**

1. 13 Payton Kinney	7
2. 19 Spencer Koelewyn	4
2 Cal Hehnke	4
4. 34 Jacob Mohler	3
8 Richie Holetz	3

**Balks**

1. 19 Spencer Koelewyn	1
35 Jonas Lovin	1

**Hit batters**

1. 19 Spencer Koelewyn	4
17 Andrew Brighton	4
3. 7 Tyler Daugherty	3
33 Joey Machado	3
34 Jacob Mohler	3

**Intentional BB allowed**

1. 2 Cal Hehnke	2
2. 17 Andrew Brighton	1
34 Jacob Mohler	1

**Runners picked off**

1. 19 Spencer Koelewyn	3
2. 33 Joey Machado	2

**Batters SO out looking**

1. 13 Payton Kinney	21
2. 19 Spencer Koelewyn	17
3. 33 Joey Machado	13
4. 2 Cal Hehnke	10
5. 7 Tyler Daugherty	8

**Sac bunts allowed**

1. 13 Payton Kinney	2
17 Andrew Brighton	2
7 Tyler Daugherty	2
4. 5 tied at.....	1

**Sac flies allowed**

1. 23 Jackson Gordon	3
17 Andrew Brighton	3
3. 5 tied at.....	1

**Hits allowed**

1. 19 Spencer Koelewyn	20
2. 33 Joey Machado	48
13 Payton Kinney	48

**Runs allowed**

1. 13 Payton Kinney	10
2. 19 Spencer Koelewyn	18
3. 33 Joey Machado	24

**Earned runs allowed**

1. 13 Payton Kinney	10
2. 19 Spencer Koelewyn	18
3. 33 Joey Machado	24

**Walks allowed**

1. 33 Joey Machado	22
2. 13 Payton Kinney	25
3. 19 Spencer Koelewyn	43

**Doubles allowed**

1. 33 Joey Machado	3
2. 13 Payton Kinney	4
3. 19 Spencer Koelewyn	5

**Triples allowed**

1. 19 Spencer Koelewyn	0
13 Payton Kinney	0
3. 33 Joey Machado	2

**Home runs allowed**

1. 13 Payton Kinney	2
19 Spencer Koelewyn	2
3. 33 Joey Machado	7

## BATTER NOTES

## 1 - BRETT BONAR - JR - C ROSE HILL, KAN. (BARTON CC)



## HITTING CAREER HIGHS

**HITS:** 3 (3x, last at South Dakota State, 4/6/19)  
**RUNS:** 3 (last at South Dakota State, 4/6/19)  
**RBI:** 7 (vs. Western Illinois, 3/31/19)  
**WALKS:** 2 (vs. North Dakota State, 3/16/19)  
**HR:** 1 (4x, last at Oral Roberts, 4/14/19)  
**STRIKEOUTS:** 3 (at Santa Clara, 3/9/19)  
**STOLEN BASES:** 1 (vs. Purdue Fort Wayne, 3/22/19)

## 3 - THOMAS DEBONVILLE - SR - OF SILVERTHORNE, COLO. (EASTERN ARIZONA COLLEGE)



## HITTING CAREER HIGHS

**HITS:** 3 (4x, last at South Dakota State, 4/5/19)  
**RUNS:** 3 (vs. Purdue Fort Wayne, 3/24/19)  
**RBI:** 4 (2x, last at South Dakota State, 4/6/19)  
**WALKS:** 2 (3x, last at South Dakota State, 5/5/18)  
**HR:** 1 (10x, last vs. Nebraska, 4/17/19)  
**STRIKEOUTS:** 3 (3x, last vs. Western Illinois, 3/31/19)  
**STOLEN BASES:** 3 (at Western Illinois, 4/13/18)

## 4 - PARKER SMEJKAL - JR - INF COLUMBUS, NEB. (COFFEYVILLE CC)



## HITTING CAREER HIGHS

**HITS:** 4 (2x, last at South Dakota State, 4/6/19)  
**RUNS:** 3 (2x, last vs. Purdue Fort Wayne, 3/24/19)  
**RBI:** 6 (vs. Purdue Fort Wayne, 3/24/19)  
**WALKS:** 3 (at USC, 2/17/19)  
**HR:** 2 (at Fort Wayne, 3/24/17)  
**STRIKEOUTS:** 3 (7x, last at Santa Clara, 3/10/19)  
**STOLEN BASES:** 1 (3x, last vs. Northwestern, 2/18/18)

## 5 - JACK LOMBARDI - SO - INF PARK RIDGE, ILL. (JEFFERSON COLLEGE)



## HITTING CAREER HIGHS

**HITS:** 4 (at Seattle U, 2/23/19)  
**RUNS:** 2 (6x, last at South Dakota State, 4/6/19)  
**RBI:** 3 (vs. Purdue Fort Wayne, 3/22/19)  
**WALKS:** 2 (2x, last at Santa Clara, 3/9/19)  
**HR:** --  
**STRIKEOUTS:** 4 (vs. North Dakota State, 3/16/19)  
**STOLEN BASES:** 1 (2x, last vs. Western Illinois, 3/31/19)

## 7 - TYLER DAUGHERTY - SR - OF CHANDLER, ARIZ. (SCOTTSDALE CC)



## HITTING CAREER HIGHS

**HITS:** 3 (vs. Western Illinois, 5/18/18)  
**RUNS:** 3 (vs. Fort Wayne, 3/17/18)  
**RBI:** 3 (at Kansas, 3/14/18)  
**WALKS:** 2 (2x, last vs. Western Illinois, 5/18/18)  
**HR:** --  
**STRIKEOUTS:** 3 (vs. Oral Roberts, 3/25/18)  
**STOLEN BASES:** 1 (2x, last at Savannah State, 3/2/19)

## 9 - MAX GAMM - SO - INF WOODBURY, MINN. (EAST RIDGE)



## HITTING CAREER HIGHS

**HITS:** 4 (at Oral Roberts, 4/14/19)  
**RUNS:** 3 (2x, last at Oral Roberts, 4/14/19)  
**RBI:** 3 (2x, last at USC, 2/17/19)  
**WALKS:** 3 (2x, last at Purdue Fort Wayne, 4/21/19)  
**HR:** --  
**STRIKEOUTS:** 3 (vs. North Dakota State, 3/16/19)  
**STOLEN BASES:** 2 (2x, last at Purdue Fort Wayne, 4/21/19)

## 10 - BEN PALENSKY - SR - OF PAPILLION, NEB. (SOUTHEAST CC)



## HITTING CAREER HIGHS

**HITS:** 4 (at Santa Clara, 3/8/19)  
**RUNS:** 3 (vs. Purdue Fort Wayne, 3/24/19)  
**RBI:** 6 (vs. Fort Wayne, 3/17/18)  
**WALKS:** 2 (10x, last at Purdue Fort Wayne, 4/21/19)  
**HR:** 1 (4x, last at Oral Roberts, 4/12/19)  
**STRIKEOUTS:** 3 (3x, last at Oral Roberts, 4/14/19)  
**STOLEN BASES:** --

## 11 - KEIL KRUMWIEDE - JR - INF GLASGOW, MONT. (DES MOINES AREA CC)



## HITTING CAREER HIGHS

**HITS:** 4 (vs. Purdue Fort Wayne, 3/24/19)  
**RUNS:** 3 (2x, last vs. Purdue Fort Wayne, 3/24/19)  
**RBI:** 5 (vs. Fort Wayne, 3/17/18)  
**WALKS:** 2 (10x, last at Purdue Fort Wayne, 4/21/19)  
**HR:** 1 (4x, last at South Dakota State, 4/6/19)  
**STRIKEOUTS:** 3 (3x, last vs. Purdue Fort Wayne, 3/22/19)  
**STOLEN BASES:** 1 (3x, last at Santa Clara, 3/9/19)

## 12 - BRADEN ROGERS - SR - INF ENID, OKLA. (NORTHERN OKLAHOMA COLLEGE)



## HITTING CAREER HIGHS

**HITS:** 4 (at South Dakota State, 4/6/19)  
**RUNS:** 3 (2x, last vs. Fort Wayne, 3/18/18)  
**RBI:** 3 (3x, last vs. Purdue Fort Wayne, 3/22/19)  
**WALKS:** 2 (3x, last vs. North Dakota State, 3/16/19)  
**HR:** 1 (3x, last vs. Purdue Fort Wayne, 3/22/19)  
**STRIKEOUTS:** 3 (vs. North Dakota State, 3/16/19)  
**STOLEN BASES:** 1 (4x, last vs. Western Illinois, 3/30/19)

## 14 - JACOB WAGEMAN - FR - INF ELKHORN, NEB. (BENNINGTON)



## HITTING CAREER HIGHS

**HITS:** --  
**RUNS:** --  
**RBI:** --  
**WALKS:** --  
**HR:** --  
**STRIKEOUTS:** --  
**STOLEN BASES:** --

## 15 - GRANT SUPONCHICK - SR - INF PAPIILLION, NEB. (PAPILLION-LA VISTA SOUTH)



## HITTING CAREER HIGHS

**HITS:** 5 (at South Dakota State, 4/9/16)  
**RUNS:** 4 (at South Dakota State, 4/9/16)  
**RBI:** 5 (vs. Fort Wayne, 3/18/18)  
**WALKS:** 2 (6x, last vs. South Dakota State, 3/30/18)  
**HR:** 1 (4x, last vs. Fort Wayne, 3/17/18)  
**STRIKEOUTS:** 3 (3x, last vs. Western Illinois, 5/18/18)  
**STOLEN BASES:** --

## 16 - MATT BONDARCHUK - JR - OF EDMONTON, ALBERTA, CANADA (CLOUD COUNTY CC)



## HITTING CAREER HIGHS

**HITS:** 5 (at Purdue Fort Wayne, 4/21/19)  
**RUNS:** 4 (at Purdue Fort Wayne, 4/21/19)  
**RBI:** 2 (3x, last vs. Western Illinois, 3/31/19)  
**WALKS:** 1 (4x, last vs. Purdue Fort Wayne, 3/22/19)  
**HR:** --  
**STRIKEOUTS:** 3 (2x, last at USC, 2/17/19)  
**STOLEN BASES:** 2 (vs. Purdue Fort Wayne, 3/22/19)

## 20 - BREYDEN ECKHOUT - JR - INF AMHERST, NEB. (IOWA WESTERN CC)



## HITTING CAREER HIGHS

**HITS:** 3 (4x, last at Oral Roberts, 4/14/19)  
**RUNS:** 3 (vs. Western Illinois, 3/31/19)  
**RBI:** 3 (2x, last at Oral Roberts, 4/14/19)  
**WALKS:** 2 (2x, last vs. Purdue Fort Wayne, 3/22/19)  
**HR:** 1 (2x, last at Purdue Fort Wayne, 4/21/19)  
**STRIKEOUTS:** 2 (4x, last vs. Purdue Fort Wayne, 3/24/19)  
**STOLEN BASES:** 1 (5x, last at South Dakota State, 4/6/19)

## 21 - BRENDAN MCKEVITT - FR - OF WOODBURY, MINN. (EAST RIDGE)



## HITTING CAREER HIGHS

**HITS:** --  
**RUNS:** --  
**RBI:** --  
**WALKS:** --  
**HR:** --  
**STRIKEOUTS:** --  
**STOLEN BASES:** --

**BATTER NOTES****24 - JOSIAH SCOTT - JR - C****LITTLETON, COLO. (ST. CHARLES CC)****HITTING CAREER HIGHS**

**HITS:** 1 (2x, last vs. Purdue Fort Wayne, 3/24/19)  
**RUNS:** 2 (2x, last vs. Western Illinois, 3/31/19)  
**RBI:** 1 (vs. North Dakota State, 3/17/19)  
**WALKS:** 3 (vs. Western Illinois, 3/31/19)  
**HR:** --  
**STRIKEOUTS:** 3 (at South Dakota State, 4/6/19)  
**STOLEN BASES:** --

**26 - EVAN LANEY - FR - INF****PAPILLION, NEB. (CREIGHTON PREP)****HITTING CAREER HIGHS**

**HITS:** --  
**RUNS:** --  
**RBI:** --  
**WALKS:** --  
**HR:** --  
**STRIKEOUTS:** --  
**STOLEN BASES:** --

**27 - JOSH SCRIBNER - JR - C****RAYMORE, MO. (RAYMORE-PECULIAR)****HITTING CAREER HIGHS**

**HITS:** 2 (vs. Eastern Michigan, 2/21/16)  
**RUNS:** 1 (4x, last vs. Purdue Fort Wayne, 3/24/19)  
**RBI:** 3 (vs. Purdue Fort Wayne, 3/24/19)  
**WALKS:** 1 (3x, last at Santa Clara, 3/9/19)  
**HR:** --  
**STRIKEOUTS:** 2 (at Savannah State, 3/3/19)  
**STOLEN BASES:** --

**30 - JUSTIN MCENROE - R-FR - C****LEE'S SUMMIT, MO. (LEE'S SUMMIT WEST)****HITTING CAREER HIGHS**

**HITS:** --  
**RUNS:** --  
**RBI:** --  
**WALKS:** --  
**HR:** --  
**STRIKEOUTS:** --  
**STOLEN BASES:** --

**PITCHER NOTES****2 - CAL HEHNKE - SR - RHP****GRAND ISLAND, NEB. (GRAND ISLAND)****PITCHING CAREER HIGHS**

**INNINGS PITCHED:** 6.0 (4x, last at Fort Wayne, 4/21/18)  
**STRIKEOUTS:** 7 (at Santa Clara, 3/8/19)  
**HITS ALLOWED:** 8 (vs. Ohio, 3/3/18)  
**WALKS ALLOWED:** 6 (vs. Fort Wayne, 3/18/18)  
**RUNS ALLOWED:** 6 (3x, last at South Dakota State, 5/19/17)

**7 - TYLER DAUGHERTY - SR - RHP****CHANDLER, ARIZ. (SCOTTSDALE CC)****PITCHING CAREER HIGHS**

**INNINGS PITCHED:** 4.1 (vs. North Dakota State, 3/16/19)  
**STRIKEOUTS:** 6 (vs. North Dakota State, 3/16/19)  
**HITS ALLOWED:** 5 (vs. Western Illinois, 3/31/19)  
**WALKS ALLOWED:** 2 (2x, last at Oral Roberts, 4/14/19)  
**RUNS ALLOWED:** 4 (2x, last vs. Nebraska, 4/17/19)

**8 - RICHIE HOLETZ - FR - RHP****EDINA, MINN. (EDINA)****PITCHING CAREER HIGHS**

**INNINGS PITCHED:** 3.0 (at Seattle U, 2/23/19)  
**STRIKEOUTS:** 2 (4x, last vs. Kansas State, 4/23/19)  
**HITS ALLOWED:** 6 (at Seattle U, 2/23/19)  
**WALKS ALLOWED:** 3 (at Savannah State, 3/2/19)  
**RUNS ALLOWED:** 4 (at Savannah State, 3/2/19)

**11 - KEIL KRUMWIEDE - JR - RHP****GLASGOW, MONT. (DES MOINES AREA CC)****PITCHING CAREER HIGHS**

**INNINGS PITCHED:** 2.0 (2x, last vs. Kansas State, 4/25/18)  
**STRIKEOUTS:** 4 (at Nebraska, 4/18/18)  
**HITS ALLOWED:** 2 (vs. Kansas State, 4/25/18)  
**WALKS ALLOWED:** 2 (vs. Kansas State, 4/25/18)  
**RUNS ALLOWED:** 2 (vs. Kansas State, 4/25/18)

**13 - PAYTON KINNEY - SR - RHP****FIRTH, NEB. (SOUTHEAST CC)****PITCHING CAREER HIGHS**

**INNINGS PITCHED:** 9.0 (vs. Ohio, 3/4/18)  
**STRIKEOUTS:** 11 (2x, last at Oral Roberts, 4/12/19)  
**HITS ALLOWED:** 8 (3x, last at Purdue Fort Wayne, 4/21/19)  
**WALKS ALLOWED:** 5 (last at USC, 2/17/19)  
**RUNS ALLOWED:** 6 (at Oral Roberts, 5/13/17)

**15 - GRANT SUPONCHICK - SR - RHP****PAPILLION, NEB. (PAPILLION-LA VISTA SOUTH)****PITCHING CAREER HIGHS**

**INNINGS PITCHED:** 6.0 (at Louisville, 2/26/17)  
**STRIKEOUTS:** 4 (2x, last vs. Oral Roberts, 4/16/17)  
**HITS ALLOWED:** 8 (2x, last vs. Oral Roberts, 4/16/17)  
**WALKS ALLOWED:** 6 (at Wichita State, 2/24/18)  
**RUNS ALLOWED:** 6 (2x, last vs. Oral Roberts, 4/16/17)

**17 - ANDREW BRIGHTON - SR - LHP****NASHVILLE, MICH. (LANSING CC)****PITCHING CAREER HIGHS**

**INNINGS PITCHED:** 8.2 (at Oral Roberts, 5/13/18)  
**STRIKEOUTS:** 5 (at Oral Roberts, 5/13/18)  
**HITS ALLOWED:** 8 (at North Dakota State, 4/29/18)  
**WALKS ALLOWED:** 3 (at North Dakota State, 4/29/18)  
**RUNS ALLOWED:** 7 (at North Dakota State, 4/29/18)

## PITCHER NOTES

18 - CAM FOWLER - JR - LHP

MOLINE, ILL. (MOLINE)



## PITCHING CAREER HIGHS

**INNINGS PITCHED:** 4.0 (vs. Kansas State, 4/25/18)  
**STRIKEOUTS:** 6 (vs. South Dakota State, 3/31/18)  
**HITS ALLOWED:** 7 (at North Dakota State, 4/2/17)  
**WALKS ALLOWED:** 3 (at Seattle U, 2/22/19)  
**RUNS ALLOWED:** 4 (at Nebraska, 4/18/18)

19 - SPENCER KOELEWYN - SO - LHP

HARRISBURG, S.D. (SIOUX FALLS CHRISTIAN ACADEMY)



## PITCHING CAREER HIGHS

**INNINGS PITCHED:** 6.0 (3x, last at North Dakota State, 4/5/18)  
**STRIKEOUTS:** 8 (4x, last at South Dakota State, 4/6/19)  
**HITS ALLOWED:** 5 (4x, last at Oral Roberts, 5/12/18)  
**WALKS ALLOWED:** 6 (4x, last at South Dakota State, 4/6/19)  
**RUNS ALLOWED:** 6 (at Oral Roberts, 4/14/19)

20 - BREYDEN ECKHOUT - JR - RHP

AMHERST, NEB. (IOWA WESTERN CC)



## PITCHING CAREER HIGHS

**INNINGS PITCHED:** 1.0 (at Savannah State, 3/3/19)  
**STRIKEOUTS:** --  
**HITS ALLOWED:** 1 (at Savannah State, 3/3/19)  
**WALKS ALLOWED:** --  
**RUNS ALLOWED:** 1 (at Savannah State, 3/3/19)

23 - JACKSON GORDON - FR - RHP

OMAHA, NEB. (OMAHA SKUTT CATHOLIC)



## PITCHING CAREER HIGHS

**INNINGS PITCHED:** 5.0 (at Wichita State, 3/26/19)  
**STRIKEOUTS:** 4 (2x, last vs. Nebraska, 4/17/19)  
**HITS ALLOWED:** 4 (3x, last vs. Kansas State, 4/23/19)  
**WALKS ALLOWED:** 3 (at USC, 2/17/19)  
**RUNS ALLOWED:** 4 (2x, last vs. Nebraska, 4/17/19)

28 - MARK EHRESMAN - SO - RHP

EDEN PRAIRIE, MINN. (EDEN PRAIRIE)



## PITCHING CAREER HIGHS

**INNINGS PITCHED:** 1.0 (vs. Kansas State, 4/23/19)  
**STRIKEOUTS:** 1 (vs. Kansas State, 4/23/19)  
**HITS ALLOWED:** 1 (vs. Kansas State, 4/23/19)  
**WALKS ALLOWED:** --  
**RUNS ALLOWED:** --

29 - CADEN CORNETT - FR - LHP

ANACORTES, WASH. (ANACORTES)



## PITCHING CAREER HIGHS

**INNINGS PITCHED:** --  
**STRIKEOUTS:** --  
**HITS ALLOWED:** --  
**WALKS ALLOWED:** --  
**RUNS ALLOWED:** --

31 - JACOB ALCORN - JR - RHP

LAKEWOOD, CALIF. (LONG BEACH CITY COLLEGE)



## PITCHING CAREER HIGHS

**INNINGS PITCHED:** 2.0 (at Seattle U, 2/24/19)  
**STRIKEOUTS:** 2 (at Seattle U, 2/24/19)  
**HITS ALLOWED:** 5 (vs. Kansas State, 4/23/19)  
**WALKS ALLOWED:** 1 (3x, last vs. Kansas State, 4/23/19)  
**RUNS ALLOWED:** 5 (vs. Kansas State, 4/23/19)

32 - MATTHEW HESS - JR - RHP

SCOTTSDALE, ARIZ. (SCOTTSDALE CC)



## PITCHING CAREER HIGHS

**INNINGS PITCHED:** --  
**STRIKEOUTS:** --  
**HITS ALLOWED:** --  
**WALKS ALLOWED:** --  
**RUNS ALLOWED:** --

33 - JOEY MACHADO - SO - RHP

OMAHA, NEB. (CREIGHTON PREP)




## PITCHING CAREER HIGHS

**INNINGS PITCHED:** 8.0 (vs. North Dakota State, 4/5/18)  
**STRIKEOUTS:** 13 (at Santa Clara, 3/8/19)  
**HITS ALLOWED:** 14 (at Fort Wayne, 4/20/18)  
**WALKS ALLOWED:** 6 (at Oral Roberts, 5/11/18)  
**RUNS ALLOWED:** 9 (at Seattle U, 2/22/19)

34 - JACOB MOHLER - JR - RHP

CEDAR CREEK, NEB. (IOWA CENTRAL CC)



## PITCHING CAREER HIGHS

**INNINGS PITCHED:** 2.0 (3x, last at Purdue Fort Wayne, 4/22/19)  
**STRIKEOUTS:** 4 (vs. Western Illinois, 3/31/19)  
**HITS ALLOWED:** 5 (at USC, 2/17/19)  
**WALKS ALLOWED:** 3 (3x, last at Oral Roberts, 4/12/19)  
**RUNS ALLOWED:** 4 (at USC, 2/17/19)

35 - JONAS LOVIN - SR - RHP

MINDEN, NEB. (AUGUSTANA COLLEGE)



## PITCHING CAREER HIGHS

**INNINGS PITCHED:** 2.0 (2x, last at Kansas State, 4/10/19)  
**STRIKEOUTS:** 2 (at Santa Clara, 3/10/19)  
**HITS ALLOWED:** 2 (2x, last at Wichita State, 3/26/19)  
**WALKS ALLOWED:** 1 (4x, last at Oral Roberts, 4/14/19)  
**RUNS ALLOWED:** 3 (at Wichita State, 3/26/19)

**TV/RADIO ROSTER**

**BRETT BONAR**  
1 • C • Jr. • 6-1 • 210  
Rose Hill, Kan.



**CAL HEHNKE**  
2 • RHP • Sr. • 6-3 • 215  
Grand Island, Neb.



**THOMAS DEBONVILLE**  
3 • OF • Sr. • 6-1 • 180  
Silverthorne, Colo.



**PARKER SMEJKAL**  
4 • INF • Jr. • 6-2 • 215  
Columbus, Neb.



**JACK LOMBARDI**  
5 • INF • So. • 5-11 • 185  
Park Ridge, Ill.



**TYLER DOUGHERTY**  
7 • OF/RHP • Sr. • 5-10 • 180  
Chandler, Ariz.



**RICHIE HOLETZ**  
8 • RHP • Fr. • 6-4 • 205  
Edina, Minn.



**MAX GAMM**  
9 • INF • So. • 5-11 • 150  
Woodbury, Minn.



**BEN PALENSKY**  
10 • OF • Sr. • 6-0 • 190  
Papillion, Neb.



**KEIL KRUMWIEDE**  
11 • INF/RHP • So. • 6-2 • 210  
Glasgow, Mont.



**BRADEN ROGERS**  
12 • INF • Sr. • 6-2 • 200  
Enid, Okla.



**PAYTON KINNEY**  
13 • RHP • Sr. • 6-4 • 220  
Firth, Neb.



**JACOB WAGEMAN**  
14 • INF • Fr. • 5-10 • 170  
Elkhorn, Neb.



**15 GRANT SUPONCHICK**  
15 • INF/RHP • Sr. • 6-2 • 260  
Papillion, Neb.



**MATT BONDARCHUCK**  
16 • OF • Jr. • 5-11 • 185  
Edmonton, Alberta, Canada



**ANDREW BRIGHTON**  
17 • LHP • Sr. • 6-1 • 165  
Nashville, Mich.



**CAM FOWLER**  
18 • LHP • Jr. • 6-3 • 205  
Moline, Ill.



**SPENCER KOELEWYN**  
19 • LHP • So. • 6-4 • 185  
Harrisburgh, S.D.



**BREYDEN ECKHOUT**  
20 • INF/RHP • Jr. • 5-11 • 190  
Amherst, Neb.



**BRENDAN MCKEIVITT**  
21 • OF • Fr. • 5-10 • 165  
Woodbury, Minn.



**JACKSON GORDON**  
23 • RHP/INF • Fr. • 6-1 • 160  
Omaha, Neb.




**JOSIAH SCOTT**  
24 • C • Jr. • 6-4 • 200  
Littleton, Colo.



**EVAN LANEY**  
26 • INF • Fr. • 6-1 • 210  
Papillion, Neb.



**JOSH SCRIBNER**  
27 • C • Jr. • 6-3 • 215  
Raymore, Mo.



**MARK EHRESMAN**  
28 • RHP • So. • 6-2 • 195  
Eden Prairie, Minn.



**CADEN CORNETT**  
29 • LHP • Fr. • 6-4 • 210  
Anacortes, Wash.



**JUSTIN MCENROE**  
30 • C • Fr. • 5-11 • 215  
Lee's Summit, Mo.



**JACOB ALCORN**  
31 • RHP • Jr. • 6-2 • 205  
Lakewood, Calif.



**MATTHEW HESS**  
32 • INF • Jr. • 6-6 • 250  
Scottsdale, Ariz.



**JOEY MACHADO**  
33 • RHP • R-So. • 6-4 • 215  
Omaha, Neb.



**JACOB MOHLER**  
34 • RHP • Jr. • 6-4 • 210  
Cedar Creek, Neb.



**JONAS LOVIN**  
35 • RHP • Sr. • 6-2 • 200  
Minden, Neb.



**EVAN PORTER**  
Head Coach  
Third Season



**BRYAN STRAWN**  
Assistant Coach  
Third Season



**BRETT SWAIN**  
Pitching Coach  
Third Season