

OMAHA WOMEN'S BASKETBALL

2018-19 WEEKLY RELEASE

For Immediate Release: Saturday, Jan. 19, 2019 • Contact: Shad Beam • Email: sbeam@omavs.com • Office: (402) 554-2591 • Cell: (402) 306-1150

2018-19 SCHEDULE

RECORD:	6-11
SUMMIT LEAGUE:	1-4
NON-CONFERENCE:	5-7
HOME:	4-4
AWAY:	1-6
NEUTRAL:	0-1

Date	Opponent	Time (CT)
Nov. 4	Avila (Exh.)	W, 74-44
Nov. 9	USC Upstate	W, 96-69
Nov. 12	at Kansas State	L, 46-61
Nov. 16	CSUN	L, 52-64
Nov. 23	vs. Campbell^	L, 52-65
Nov. 25	vs. Florida A&M^	W, 57-50
Nov. 29	at Detroit Mercy	W, 51-42
Dec. 2	Graceland	W, 81-39
Dec. 5	at Creighton	L, 51-66
Dec. 9	CSU Bakersfield	W, 53-46
Dec. 14	Bradley (Sapp Fieldhouse)	L, 60-80
Dec. 16	at Montana State	L, 56-59
Dec. 21	at Northern Iowa	L, 50-79
Dec. 28	Denver*	L, 68-95
Dec. 30	Oral Roberts*	L, 56-71
Jan. 6	North Dakota State*	W, 78-61
Jan. 9	at North Dakota*	L, 57-68
Jan. 16	at Western Illinois*	L, 70-78
Jan. 20	South Dakota*	2 p.m.
Jan. 23	at Purdue Fort Wayne*	6 p.m.
Jan. 26	at South Dakota State*	2 p.m.
Jan. 30	Peru State	7 p.m.
Feb. 3	North Dakota*	2:30 p.m.
Feb. 6	at South Dakota*	7 p.m.
Feb. 9	Western Illinois*	2 p.m.
Feb. 13	South Dakota State*	7 p.m.
Feb. 16	Purdue Fort Wayne*	2 p.m.
Feb. 23	at North Dakota State*	1 p.m.
Feb. 28	at Oral Roberts*	5 p.m.
March 2	at Denver*	8 p.m.
March 9-12	at Summit League Tournament	TBA

* - Summit League game • ^ - FIU Tournament
Home games in **bold italics** and played at Baxter Arena, unless otherwise noted. • For the most up-to-date schedule information, visit OMavs.com.

WE ARE OMAHA

As part of a university-wide rebranding effort that began in 2011, media and fans are reminded to refer to the school as "The University of Nebraska Omaha," "Omaha" or "UNO." "Nebraska Omaha" and "Nebraska-Omaha" are **no longer** acceptable references.



Primary Logo Secondary Logo

**Everyone
FOR
OMAHA**



OMAHA MAVERICKS

Record: 6-11 (1-4 Summit League)
Head Coach: Brittany Lange
Record at School: 71-91 (6th Year)
Career Record: Same

Statistical Leaders

Scoring: Rayanna Carter -- 10.1 ppg
Rebounding: Josie Filer -- 7.6 rpg
Assists: Rayanna Carter -- 1.9 apg
Steals: Claire Killian -- 1.5 spg
Blocks: Elena Pilakouta -- 1.1 bpg



SOUTH DAKOTA

Record: 16-3 (4-1 Summit League)
Head Coach: Dawn Plitzuweit
Record at School: 68-19 (4th Year)
Career Record: 256-112 (13th Year)

All-Time Series: Omaha trails 44-35.

Division I Era: Omaha trails 12-1.

Series Streak: Western Illinois, W-7

Last Meeting: USD topped UNO 72-50 in Omaha on Feb. 14, 2018.

GAME INFORMATION

Sunday, Jan. 20, 2019 • p.m. • OMAHA vs. South Dakota • Baxter Arena -- Omaha, Neb.

Stats: OMavs.com • **Video:** OMavs.com • **Audio:** OMavs.com • **TV:** Yurview (1013)/MidCoSN • **Radio:** 1180 Zone 2

OMAHA PROBABLE STARTERS

2018-19 Stats



#2 • Rayanna Carter



#5 • Elena Pilakouta



#11 • Claire Killian



#25 • Josie Filer



#42 • Sophie Johnston

No.	Player	Pos.	Cl.	Ht.	PPG	RPG	APG	Stl	Blk
2	Rayanna Carter	G	Jr.	5-7	10.1	2.5	1.9	19	--
5	Elena Pilakouta	C	Fr.	6-3	9.4	6.3	1.8	13	18
11	Claire Killian	G	So.	5-10	9.9	3.5	1.6	26	5
25	Josie Filer	F	Fr.	6-0	6.7	7.6	1.3	14	7
42	Sophie Johnston	G	Fr.	5-10	5.7	2.7	1.8	11	2

SOUTH DAKOTA STARTERS

Based on last game

No.	Player	Pos.	Cl.	Ht.	PPG	RPG	APG	Stl	Blk
10	Alliston Arens	G	Sr.	5-10	11.3	5.3	2.4	27	4
15	Taylor Frederick	F	Jr.	6-0	7.0	3.5	1.0	12	2
22	Chloe Lamb	G	So.	5-9	8.9	2.2	1.9	17	1
23	Madison McKeever	G	Jr.	5-7	8.8	3.2	1.6	21	0
24	Ciara Duffy	G	Jr.	6-1	15.1	5.3	2.7	18	12

MEDIA AVAILABILITY

Student-athletes and coaches are available for interviews by arrangement through the Omaha athletic communications office. All women's basketball interview requests must be arranged through Assistant Director of Communications Shad Beam at least one day in advance.

MAVERICKS ON SOCIAL MEDIA



omahawbb



@omahawbb



@omahawbb



OMavs.com



@omavs

2018-19 OMAHA WOMEN'S BASKETBALL NUMERICAL ROSTER

No.	Name	Cl.	Pos.	Ht.	Hometown (High School/Previous Schools)
0	Juliana Chagas	Jr.	G	5-6	Santo Andre, Sao Paulo, Brazil (Colegio Singular/Barton County CC)
1	Kalen Phillips	Sr.	G	5-9	Ellisville, Miss. (South Jones)
2	Rayanna Carter	Jr.	G	5-7	Cedar Park, Texas (Leander/Blinn College/Texas A&M Corpus Christi)
5	Elena Pilakouta	Fr.	C	6-3	Nicosia, Cyprus (Kykkos B)
11	Claire Killian	So.	G	5-10	Watertown, Minn. (Watertown-Mayer)
13	Kylee Coulter	RFr.	G	5-9	Fayetteville, Ark. (Fayetteville)
20	Emily Petersen	So.	G	5-10	Omaha, Neb. (Bellevue West)
21	Alicia Mountain	Sr.	G	5-8	Elkhorn, Neb. (Elkhorn/Iowa Western CC)
25	Josie Filer	Fr.	F	6-0	Des Moines, Iowa (Dowling Catholic)
33	Romekia Wallace	Sr.	F	6-0	St. Louis, Mo. (Cardinal Ritter/Moberly Area CC)
35	Mariah Murdie	Fr.	C	6-3	Meriden, Kan. (Jefferson West)
40	Jay Bridgeman	Jr.	F	6-1	Omaha, Neb. (Westside)
42	Sophie Johnston	Fr.	G	5-10	Gold Coast, Queensland, Australia (Hillcrest Christian College)

Head Coach: Brittany Lange (6th Year)

Assistant Coaches: Rodney Rogan (6th Year), Josh Keister (1st Year), Janet Butler (1st Year)

Director of Women's Basketball Operations: Emily Wacker (1st Year)

PRONUNCIATION GUIDE

Juliana Chagas - SHAY - gus • **Josie Filer** - FY-luhr • **Mariah Murdie** - MUHR-dee

Kalen Phillips - KAY-len • **Elena Pilakouta** - PEE-lah-koo-tah

ROSTER BREAKDOWN

BY ELIGIBILITY: Seniors (3), Juniors (3), Sophomores (2), and Freshman (5).

BY POSITION: Guard (8), Forward (2), Forward/Center (2), and Center (1).

BY STATE/COUNTRY: Australia (1), Cyprus (1), Brazil (1), Arkansas (1), Iowa (1), Kansas (1), Minnesota (1), Mississippi (1), Missouri (1), Nebraska (3), and Texas (1).



2018-19 Omaha Women's Basketball Front Row (L-R): Rayanna Carter, Julianna Chagas, Alicia Mountain, Romekia Wallace, Kalen Phillips, Claire Killian, Emily Petersen. **Back Row (L-R):** Kylee Coulter, Sophie Johnston, Josie Filer, Elena Pilakouta, Mariah Murdie, Jay Bridgeman.

CLEAR BAG POLICY

Omaha Athletics' clear bag system will be in effect for all home UNO women's and men's basketball games in an effort to increase the safety of all fans in attendance. Information on that clear bag system, along with other important game day information, can be found on the OMavs.com game day page.

QUICK FACTS

GENERAL INFORMATION

Name University of Nebraska Omaha
City..... Omaha, Neb.
Founded..... 1908
Enrollment..... 15,432
Nickname..... Mavericks
School Colors..... Crimson (PMS 186) and Black
Affiliation..... NCAA Division I
Conference..... The Summit League
Chancellor..... Dr. John Christensen
Vice Chancellor, Athletics..... Trev Alberts
Home Facility..... Baxter Arena (7,898)

WOMEN'S BASKETBALL INFORMATION

First Year of Women's Basketball 1970-71
All-Time Record..... 623-603
Conference All-Time Record 223-343
NCC Record..... 173-255
MIAA Record 23-39
Summit League Record 34-56
Summit League Tournament Appearances..... 3
NCAA Division II Tournament Appearances..... 8 (last 1991-92)
AIAW National Tournament Appearances..... 1 (last 1979-80)

TEAM INFORMATION

2017-18 Overall Record 12-16
2017-18 Summit League Record/Finish 3-11/6th
Letterwinners Returning/Lost..... 6/6
Starters Returning/Lost..... 1/4
Reshirts Returning 1
Newcomers..... 7

COACHING/SUPPORT STAFF

Head Coach Brittany Lange (6th year)
Alma Mater..... Iowa State (2010)
Record at UNO..... 65-80 (.448)
Career Record..... same
Office Phone..... (402) 554-3269
Email..... balange@omavs.com
Assistant Coach Rodney Rogan (6th year)
Assistant Coach Josh Keister (1st year)
Assistant Coach Janet Butler (1st year)
Director of Women's Basketball Operations Emily Wacker

MEDIA INFORMATION

Women's Basketball SID Shad Beam
Office Phone..... (402) 554-2140
Cell Phone..... (402) 306-1150
Email..... sbeam@omavs.com
Mailing Address Sapp Fieldhouse
..... 6001 Dodge Street, Omaha, NE, 68182

UNO FIGHT!

We will fight, fight, fight, for our Mavericks,
We will fight, fight, fight, for our team.
Ev'ryone knows when that old whistle blows,
We will shout, we'll yell and we'll scream!
We will fight, fight, fight, for our Mavericks,
We will cheer so all fans will know.
Be it win or lose or draw,
Ev'ryone for Omaha, We will fight for UNO!

This Weekend

The Omaha women's basketball team returns home this Sunday, welcoming South Dakota to Baxter Arena at 7 p.m.

Following the Mavericks

The game will be broadcast on YurView Cox Channel 1013, Midco and ESPN+, with Donny Baarns on play-by-play and former Maverick Mikaela Shaw providing analysis. Jon Schriener will have the radio call on 1180 Zone 2 and links to live stats, audio and video will be available on OMavs.com.

The Opening Tip

- Omaha erased Western Illinois' 25-point fourth quarter lead Wednesday evening but fell short 78-70 at Western Hall.
- Senior Kalen Phillips scored a career-high 25 points, including 22 points in the fourth quarter.
- Freshmen Mariah Murdie and Ellena Pilakouta each missed a double-double with 11 points and nine rebounds apiece.
- Redshirt freshman Kylee Coulter scored a career-best nine points on 3-of-6 shooting from the field.
- The Mavericks rank second in the league in defensive 3-point percentage (31.3 pct.) and points per game allowed (64.3 ppg).
- UNO limits the opposition to a 39.9 shooting percentage from the floor, third lowest in the league.
- Coaches and members of the media picked Omaha to finish eighth in the Preseason Coaches Poll.
- Omaha has assisted on 204 of its 376 made free throws this season.
- The Mavericks returned one starter, Claire Killian, and six letterwinners from last season's team.
- Last season, Omaha finished 12-16 overall and sixth in The Summit League with a mark of 3-11.
- Returning in 2018-19 for UNO are Killian, Wallace, Jay Bridgeman, Alicia Mountain, Emily Petersen and Kalen Phillips.
- Kylee Coulter returns to action after redshirting last season.
- The Mavericks welcome six newcomers in Carter and Juliana Chagas, and freshmen Josie Filer, Sophie Johnston, Mariah Murdie and Elena Pilakouta.

Getting to Know the Omaha Mavericks

Omaha enters Sunday's contest with a 6-11 overall record and a 1-4 mark in the Summit League. The Mavericks have dropped seven of their last eight games, including a 78-70 decision at Western Illinois on Wednesday.

Carter paces the Mavericks offensively, averaging 10.1 points and 1.9 assists per game. Sophomore Claire Killian averages 9.9 points and 1.5 steals per game. Pilakouta chips in 9.4 points, 6.3 rebounds, 1.8 assists and 1.1 blocks per game.

As a team, Omaha averages 60.8 points and 38.3 rebounds per game, while shooting 39.0 percent (376-964) from the floor. The Mavericks shoot 30.1 percent (92-306) from 3-point distance and 69.6 percent (190-273) from the free throw line. Defensively, UNO gives up 64.3 points and 36.4 rebounds per contest. The opposition is limited to shooting 39.9 percent (410-1,027) from the field and 31.3 percent (128-409) from long range.

Scouting the South Dakota Coyotes

South Dakota is 16-3 (4-1 Summit League) heading into the weekend. The Coyotes captured a close 76-72 decision against Oral Roberts in Tulsa, Okla. on Friday evening. Allison Arena scored a game-high 26 points, while Ciara Duffy added 25.

Collegelinsider.com has USD third in the latest rankings, and the Coyotes are receiving votes in the Associated Press (7) and USA Today/Coaches' Poll (1) this week. South Dakota also is ranked 26th in the latest RPI list.

USD, which finished 29-7 (14-0 Summit League) a year ago, was voted second in the conference's preseason poll. Allison Arens and Ciara Duffy were Preseason All-Summit First Team selections while Madison McKeever was a Second Team choice.

Head coach Dawn Plitzuweit holds a 67-19 record in four seasons at South Dakota and a career mark of 256-112 in 13 years.

Series History

Sunday is the 80th all-time meeting between Omaha and South Dakota with USD leading the series 44-35. In the last meeting, the Coyotes topped the Mavericks 72-50 in Omaha on Feb. 14, 2018.

Up Next

Omaha visits Purdue Fort Wayne on Wednesday, Jan. 23, with tipoff set for 6 p.m. in Fort Wayne, Ind. Donny Baarns will have the radio call on 1180 Zone 2. Links to live video, audio and stats will be available on OMavs.com.

TALE OF THE TAPE

CATEGORY	OMAHA	USD
Points Per Game	60.8	76.5
Points Allowed Per Game	64.3	60.6
Scoring Margin	-3.5	+15.9
Field Goal %	.390	.439
3 Point FG Made-Att.	92-306	153-435
3-point FG pct	.301	.352
3-pt FG Made Per Game	5.4	8.1
Free Throws Made-Att.	190-273	282-359
Free Throw %	.696	.786
Rebounds Per Game	38.3	38.8
Rebounding Margin	+1.9	+8.4
Assists Per Game	12.0	14.8
Turnovers Per Game	16.5	13.5
Turnover Margin	-1.7	+4.8
Assist/Turnover Ratio	0.7	1.1
Steals Per Game	7.4	9.3
Blocks Per Game	2.8	3.2

TEAM LEADERS

CATEGORY	OMAHA
Pts/Game	Carter, 10.1
FG%	Pilakouta, 46.9%
3pt FG	Killian, 25-102
3pt FG%	Carter, 42.9%
FT%	Phillips, 87.0%
Reb/game	Filer, 7.6
Ast/game	Carter, 1.9
Steals	Killian, 1.5
Blocks	Pilakouta, 1.1
CATEGORY	USD
Pts/Game	Duffy, 15.1
FG%	Sjerven, 53.8%
3pt FG	Duffy, 37-92
3pt FG%	Kunzer, 54.5%
FT%	Arens, 90.8%
Reb/game	Sjerven, 5.6
Ast/game	Duffy, 2.7
Steals	Arens/Sjerven, 1.4
Blocks	Sjerven, 1.7

SERIES HISTORY

Last 10 meetings

SOUTH DAKOTA COYOTES - SUMMIT LEAGUE

All-Time Series: Omaha trails 44-35

Division I Era: South Dakota leads 12-1

Series Streak: USD topped UNO 72-50 in Omaha on Feb. 14, 2018.

Feb. 14, 2018.....	Omaha	L, 50-72
Jan. 20, 2018.....	at South Dakota	L, 46-70
Feb. 18, 2017.....	at South Dakota	L, 56-91
Jan. 14, 2017.....	Omaha	L, 52-60
Feb. 7, 2016.....	Omaha	L, 55-70
Jan. 9, 2016.....	at South Dakota	L, 76-82
Feb. 12, 2015.....	at South Dakota	L, 69-83
Jan. 2, 2015.....	Omaha	L, 48-64
Feb. 20, 2014.....	Omaha	W, 69-61
Jan. 25, 2014.....	at South Dakota	L, 51-75

Social Media Shout Outs

Fans are encouraged to connect with the women's basketball team on Facebook (OmahaWBB), Instagram (@OmahaWBB) and Twitter (@OmahaWBB). Supporters also are urged to use #EveryoneForOmaha in social media posts.

Last Time Out

Western Illinois 78, Omaha 70 • Wednesday, Jan. 16 • Western Hall • Macomb, Ill.

Score by periods	1	2	3	4	Total
Omaha	16	16	8	30	70
Western Illinois	22	18	22	16	78

GAME LEADERS	OMAHA	WIU
Points	Phillips, 25	Higginbotham, 20
Rebounds	Pilakouta/Murdie, 9	Higginbotham/Washington, 7
Assists	Mountain, 4	Kaufmann, 9
Steals	Mountain, 4	Kaufmann, 5

- Kalen Phillips led the Mavericks, scoring a career-high 25 points to lead all scorers.
- The Ellisville, Miss., native shot 7-of-11 from the field with seven 3-pointers and went 4-of-4 at the free throw line.
- Mariah Murdie and Ellena Pilakouta each missed a double-double with 11 points and nine rebounds apiece.
- Murdie added two blocks and two steals, while Pilakouta had four blocks, two assists and two steals.
- Rayanna Carter chipped in 10 points, four rebounds, three assists and two steals.
- Kylee Coulter scored a career-best nine points on 3-of-6 shooting from the field.
- Western Illinois' Taylor Higginbotham's 20 points led three players in double figures for the Fighting Leathernecks.
- Annabel Graettinger had another 19 points, and Olivia Kaufmann added 17.
- Omaha hit 41.3 percent (26-of-63) of its shots from the field, including 32.3 percent (10-of-31) from behind the 3-point arc.
- The Mavericks converted only 57.1 percent (8-of-14) of its free throws and outrebounded the Fighting Leathernecks 40-39.

Compared to the Opposition

Over its 17 contests this season, Omaha has:

- Held the opposition to 60 or fewer points five times
- More or equal free throws made compared to its opponent 11 times
- More or equal rebounds compared to its opponents 10 times
- More or equal assists compared to its opponents six times
- More or equal blocked shots compared to its opponents five times
- Fewer or equal turnovers compared to its opponents six times

Phillips on "Ph"-ire

Kalen Phillips scored a career-high 25 points, including 22 in the fourth quarter, against Western Illinois. The Ellisville, Miss., native shot 7-of-11 from the field with seven 3-pointers and a perfect 4-of-4 at the free throw line.

Seeing 3's

Coming into Wednesday's game with Western Illinois, Phillips had 12 3-pointers on the season. The senior guard connected on a career-high seven 3-pointers in the game, including a 6-of-7 performance in the fourth quarter.

Murdie Momentum

Mariah Murdie had a day against North Dakota State on Jan. 6, scoring 15 points and grabbing seven rebounds. She also had two assists and two blocks.

Boarding 101

Josie Filer and Elena Pilakouta are the Mavericks top rebounders as freshmen. The duo ranks third and seventh in rebounds per game this season. Filer averages 7.6 boards per game, while Pilakouta grabs 6.3 rebounds per contest.

In league play, Pilakouta is fifth with 7.6 rebounds per game, while Filer is 11th with 6.2 rpg.

Block Party

Pilakouta and Murdie are in the league top 10 in blocked shots. Pilakouta ranks fifth with 1.4 blocks per game, while Murdie is sixth with 1.2 blocks per game.

MAVERICK LEADERS

Games Leading	Pt.	Reb.	Ass.	Blk.	Stl.
Rayanna Carter	7	0	4	0	1
Juliana Chagas	0	0	1	0	1
Kylee Coulter	0	0	1	0	0
Josie Filer	3	9	2	5	6
Sophie Johnston	0	0	5	0	2
Claire Killian	5	1	4	3	8
Alicia Mountain	0	0	4	0	2
Mariah Murdie	1	2	1	9	1
Kalen Phillips	1	0	2	0	3
Elena Pilakouta	3	6	3	7	3
Romekia Wallace	0	2	2	2	0

ACTIVE CAREER LEADERS

Points	Killian	405
FG Made	Killian	148
3-Pt. FG Made	Killian	49
FT Made	Killian/Phillips	60
Rebounds	Killian	140
Off. Reb.	Phillips	48
Def. Reb.	Killian	107
Assists	Killian	59
Steals	Killian	64
Blocks	Pilakouta	18
Games	Phillips	72
Starts	Killian	33
Minutes	Killian	1,125



Senior Kalen Phillips scored a career-high 25 points against Western Illinois, including 22 points in the fourth quarter.

MAVERICK MOMENTS

#0 Juliana Chagas – Jr. – G

Chagas set career-bests in points (12), rebounds (4) and assists (3) against Graceland on Dec. 2, 2018. She has missed six games due to injury this season.

#1 Kalen Phillips - Sr. – G

Kalen exploded for a career-high 25 Wednesday evening against Western Illinois. She was 7-of-11 from the field with seven 3-pointers and a perfect 4-of-4 at the free throw line.

#2 - Rayanna Carter - Jr. – G

Rayanna Carter scored double figures for the 10th time this season at Western Illinois. The junior scored 10 points on 5-of-11 shooting from the field. Carter also took over the team lead with her 32nd assist of the year.

#5 - Elena Pilakouta - Fr. – C

Elena just missed her second double-double of the season against WIU. The freshman post player scored 11 points and grabbed nine boards. Pilakouta now has 100 rebounds and a team-best 13 blocked shots this season.

#11 - Claire Killian - So. – G

Killian helped the Mavericks snap a five-game losing skid with 16 points against North Dakota State on Jan. 6. She exploded for a career-high 21 points, hitting four 3-pointers, in Omaha's 95-68 loss to Denver on Dec. 28. Killian registered her first-career double-double against Creighton with 11 points and 10 rebounds on Dec. 5.

#13 Kylee Coulter - RFr. – G

Coulter connected on three 3-pointers against Western Illinois to score a career-high nine points.

#20 Emily Petersen - So. – G

Petersen has not played in a game this season.

#21 Alicia Mountain – Sr. – G

Alicia lead Omaha with four assists and four steals against Western Illinois on Wednesday.

#25 Josie Filer – Fr. – F

Josie is the team leader in rebounds with 7.8 rebounds per game. Filer tallied her first career double-double with 12 points and 10 points against Campbell on Nov. 23. She grabbed a season-best 14 rebounds against Florida A&M.

#33 Romekia Wallace – Sr. – F

Romekia earned her first career start against Northern Iowa on Dec. 21. Wallace scored a season-best 10 points against USC Upstate.

#35 Mariah Murdie – Fr. – C

Mariah tallied 15 points, seven rebounds, two assists and two blocks in a victory over North Dakota State. She also scored a career-best 16 points against Northern Iowa.

#40 Jay Bridgeman – Jr. – F

Jay will not play this season due to injury.

#42 Sophie Johnston – Fr. – G

Sophie played a team-high 31 minutes against North Dakota State. She scored seven points to go with five rebounds and three assists.

D-fense

This season Omaha boasts one of the top defensive units in the league. The Mavericks allow 64.3 points per game, second-lowest in The Summit League. UNO ranks second in opponents' 3-point percentage (31.3 pct.) and fourth in opponents' field goal percentage (39.9 pct.).

The Mavericks are in the league's top five in offensive, defensive, rebound margin, total rebounds and steals.

Classic Claire

Claire Killian went 6-of-14, including four 3-points, to set a career-high 21 points against Denver on Dec. 28. Killian has scored in double-figures in four straight games for the Mavericks. She also tallied her first-career double-double against Creighton on Dec. 5, scoring 11 points and grabbing 10 boards.

Ro Gets First Nod

Senior Romekia Wallace secured her first career start against Northern Iowa. Wallace went on to grab six rebounds and block one shot in 21 minutes.

Freshman Double-Double

Josie Filer and Elena Pilakouta each have notched their first collegiate double-doubles. Filer put up a team-high 12 points and 10 rebounds against Campbell on Nov. 23 in Miami, Fla. Pilakouta joined the double-double club on Nov. 29 against Detroit Mercy with 12 points and 11 rebounds.

Cleaning Up on the Glass

Josie Filer grabbed a career-best 14 rebounds in the victory over Florida A&M. Filer's 14 boards were the most in a game by a Maverick since Mikaela Shaw pulled down 14 against Indiana State on Nov. 25, 2016.

FIU All-Tournament

Josie Filer picked up all-tournament accolades at the FIU Thanksgiving Tournament. Filer posted a two-game average of 9.0 points, 12.0 rebounds and 2.0 assists. It was the first all-tournament accolades of her collegiate career.

Omaha Coverage

Eight of Omaha's 16 Summit League games are set to air locally on Cox YurView in 2019. Among the games selected for home coverage are North Dakota State (Jan. 6, 2 p.m.), South Dakota (Jan. 20, 2 p.m.), North Dakota (Feb. 3, 2:30 p.m.) and South Dakota State (Feb. 13, 7 p.m.).

Donny Baarns will handle play-by-play duties and former Maverick Mikaela Shaw will provide color commentary for home contests.

UNO's Yurview schedule includes road matchups at North Dakota (Jan. 9, 8 p.m.) South Dakota State (Jan. 26, 2 p.m.), South Dakota (Feb. 6, 7 p.m.) and North Dakota State (Feb. 23, 1 p.m.).

The Returners

The Mavericks return one starter and six letterwinners from last season.

- Sophomore Claire Killian and senior Kalen Phillips each appeared in all 28 games in 2017-18.

- Killian started 16 games averaged 8.4 points and 2.9 rebounds in 23.6 minutes per game.

- Phillips started 12 games averaged 3.6 points and 2.6 boards per contest.

- Seniors Alicia Mountain and Romekia Wallace also saw significant action.

- Mountain appeared in 25 contests and started the final 10 games at the point, averaged 2.6 points, 2.1 boards and 1.3 assists.

- Wallace played in 27 games after transferring from Moberly Area Community College.

- Sophomore Emily Petersen appeared in 27 games and averaged 3.1 points.

- Senior Jay Bridgeman played in 12 games before missing the rest of the season due to injury.

TRACKING OMAHA'S OPPONENTS

Through Jan. 18, 2019

Team	Record	Streak
Bradley	12-4	L1
Campbell	10-6	L2
Creighton	10-8	W2
CSU Bakersfield	7-11	W1
CSUN	8-9	W1
Detroit Mercy	3-14	L1
Florida A&M	2-13	L7
Graceland	11-8	L5
Kansas State	11-6	W1
Montana State	9-7	W1
Northern Iowa	10-7	L1
Peru State	2-15	L6
USC Upstate	5-10	L2

MAVERICKS VS. OTHER CONFERENCES

Big 12 (1)	0-1
Big East (1)	0-1
Big Sky (1)	0-1
Big South (2)	1-1
Big West (1)	0-1
HAAC (2)	1-0
Horizon League (2)	1-0
MEAC (1)	1-0
MVC (2)	0-2
WAC	1-0



Junior guard Rayanna Carter has scored in double-figures this season 10 times.

New Blood

The new faces for the Mavericks come in the form of four freshmen and two transfers.

Omaha added much-needed experience in transfers Rayanna Carter and Julianna Chagas. The Mavericks also dipped into the international pool with the additions of Australian Sophie Johnston and Cypriot Elena Pilakouta.

• Johnston averaged 19 points, 10 rebounds and five assists in club ball.

• Pilakouta represented Cyprus in several high-level international competitions.

UNO also added length and athleticism with the additions of Josie Filer and Mariah Murdie.

• Filer was a four-time letterwinner at Dowling Catholic in Des Moines, Iowa.

• Murdie was a four-year starter and all-state performer in basketball. She also earned all-state accolades in track and volleyball.

International Movement

This fall Omaha welcomed a trio of international players to its roster and the three expect to make an immediate impact.

• Juliana Chagas (Jr., G) played two years at Barton County Community College before joining the Mavericks. Chagas averaged 9.5 points, 3.6 rebounds and 3.1 assists in 2017-18 for the Cougars. She shot 50.4 percent from the field, 64 percent from 3-point range and 76 percent at the free throw line.

• Sophie Johnston (Fr., G) prepped at Hill Crest Christian College in Gold Coast, Australia. Johnston played for the Gold Coast Waves, averaging 19 points, 10 rebounds and five assists while serving as team captain.

• Elena Pilakouta (Fr., C) enters her freshman season for Omaha and has a decorated youth career. Pilakouta is a two-time Cyprus women's basketball player of the year and has represented her country in several high-level international tournaments. She led Cyprus to the U18 Women's European Division C championship last summer, averaging 12.0 points, 8.5 rebounds and 3.0 assists per contest in the tournament.

Summit Preseason Coaches' Poll

The Summit League Preseason Coaches' Poll picked Omaha to finish eighth in the 2018-19 season.

South Dakota State has been tabbed the preseason favorite with 24 first-place votes, and South Dakota was picked second with the remaining nine first-place votes.

Western Illinois is third, followed by Oral Roberts, Denver, North Dakota and NDSU. Omaha and Purdue Fort Wayne round out the poll in eighth and ninth, respectively. The Summit League finished 12th out of 32 conferences in RPI last season.

Omaha Announces 2019-20 Signing Class

Head coach Brittany Lange announced the signing of four student-athletes on Nov. 14. Akili Felici (Bellevue West/Bellevue, Ne.), Abby Johnson (Eden Prairie/Eden

Prairie, Minn.), Sarah Schmitt (Prairie/Cedar Rapids, Iowa) and Kia Wilson (Manhattan/Manhattan, Kan.) all signed national letters of intent to play at Omaha.

• Felici is a 5-10 guard from Bellevue, Neb. As a junior, she was named to the Class A All-State Second Team, after averaging 15.8 points per game.

• Johnson is a 6-1 forward from Eden Prairie, Minn. Last season, she averaged 8.5 points and 3.1 rebounds per game for the Eagles on the way to her second all-conference award.

• Schmitt is a 5-8 guard from Cedar Rapids, Iowa. She averaged 13.1 points, 3.8 rebounds and 2.4 assists last season for Cedar Rapids Prairie High School as the Hawks finished 16-7 overall and were regional finalists.

• Wilson is a 6-1 post player from Manhattan, Kan. Last season, she averaged 10.9 points and 6.9 rebounds per game. She also is a two-time Kansas 6A State All-Tournament selection.

Staff Changes

The Omaha bench has three new faces this season. Assistant coaches Josh Keister and Janet Butler joined the staff over the summer. Emily Wacker became the team's new Director of Operations in August.

Keister joined the Mavericks after spending three seasons on the staff at Indiana State and served as the Sycamore's interim head coach on Jan. 2, 2018. ISU finished 9-8 under his tenure. Butler came to Omaha after a season at Monmouth University, where she was named to the WBCA's Thirty Under 30 list last season.

Wacker was a four-year letterwinner at Nebraska before earning her undergraduate degree in May 2018.

2017-18 Season Recap

The Mavericks finished 12-16 and 3-11 in The Summit League (seventh place) last season. They made their third appearance in the Summit League Championship.

Amber Vidal led the team in scoring (13.5 ppg) and assists (3.6 apg) in 2017-18. Courtney Vaccher had team-highs in rebounding (7.1 rpg) and blocked shots (0.9). Claire Killian was the team-leader with 1.4 steals per game.

The Mavericks started the season 0-2 before reeling off seven-straight wins in November and December. UNO topped Montana State, Florida A&M, USC-Upstate, Wofford and Northern Iowa over that stretch.

Omaha lost its first six Summit League games before defeating North Dakota State 80-67 at home on Jan. 24, 2018. The Mavericks would sweep the home-and-home series with the Bison with a 59-57 win in Fargo, N.D. on Feb. 24, 2018. UNO also defeated 77-61 Purdue Fort Wayne inside Baxter Arena on Feb. 11. Western Illinois topped Omaha 97-57 in the Summit League Championships to end the season.

NATIONAL RANKINGS

ASSOCIATED PRESS

No.	Team	Points	Last Wk.
1.	Notre Dame (23)	736	1
T-2.	Connecticut (1)	706	3
T-2.	Baylor (6)	706	4
4.	Louisville	652	2
5.	Oregon	621	5
6.	Stanford	615	6
7.	Mississippi State	571	7
8.	North Carolina State	542	8
9.	Maryland	505	9
10.	Oregon State	482	10
11.	Texas	452	11
12.	Syracuse	427	12
13.	Gonzaga	369	14
14.	Marquette	352	15
15.	South Carolina	273	21
16.	Kentucky	243	16
17.	Michigan State	217	23
18.	Iowa State	202	20
19.	Arizona State	192	19
T-20.	Tennessee	163	13
T-20.	Rutgers	163	NR
22.	Iowa	146	17
23.	Minnesota	76	18
24.	DePaul	57	NR
25.	Indiana	56	25

USA TODAY COACHES POLL

No.	Team	Record	Pts.
1.	Notre Dame (26)	16-1	792
2.	Connecticut (4)	14-1	754
3.	Baylor (2)	13-1	730
4.	Louisville	15-1	708
5.	Oregon	15-1	676
6.	Mississippi State	16-1	630
7.	Stanford	14-1	616
8.	North Carolina State	17-0	591
9.	Maryland	15-1	540
10.	Oregon State	14-2	505
11.	Texas	14-2	478
12.	Syracuse	14-2	449
13.	Marquette	14-3	409
14.	Gonzaga	16-1	373
15.	Kentucky	15-3	267
16.	Arizona State	12-4	263
17.	Tennessee	12-4	250
18.	Iowa	12-4	247
19.	Iowa State	13-3	218
20.	South Carolina	12-4	201
21.	Florida State	14-2	154
22.	Michigan State	12-4	97
23.	Rutgers	13-3	77
24.	DePaul	12-5	63
25.	Minnesota	12-4	48

MID-MAJOR TOP 25

No.	Team	Record	Pts.
1.	Gonzaga (31)	15-1	775
2.	Drake	12-4	773
3.	South Dakota	15-3	707
4.	Central Michigan	12-3	682
5.	FGCU	12-4	614
6.	South Dakota State	12-5	610
7.	Ohio	13-1	605
8.	Wright State	13-4	541
9.	Buffalo	10-4	521
10.	Penn	9-2	475
11.	James Madison	12-3	464
12.	BYU	14-3	438
13.	Bucknell	12-4	393
14.	Marist	12-5	306
15.	UC Irvine	12-2	290
16.	Drexel	9-5	281
17.	Northeastern	12-3	270
18.	Green Bay	10-5	256
19.	Belmont	10-5	215
20.	Princeton	8-8	203
21.	Quinnipiac	9-6	168
22.	Maine	11-6	129
23.	Troy	13-2	103
24.	Tennessee Tech	12-3	53
25.	Northern Colorado	10-5	48

PREVIOUS TWO GAMES

GAME 16: NORTH DAKOTA 68, OMAHA 57

Omaha 57 • 6-10, 1-3

#	Player	Total		3-Ptr		Rebounds		PF	TP	A	T	Blk	Stl	Min	
		FG	FGA	FG	FGA	FT	FTA								Off
02	Carter, Rayanna	3	9	0	0	0	0	1	1	0	6	1	3	0	32
05	Pilakouta, Elena	5	12	0	0	3	4	1	7	8	1	13	2	2	25
11	Killian, Claire	2	10	1	6	5	6	1	4	5	1	10	0	0	34
25	Flier, Josie	2	5	0	2	1	2	2	4	6	3	5	2	3	22
42	Johnston, Sophie	2	5	2	4	3	4	0	0	0	2	9	0	1	26
01	Phillips, Kalen	2	3	0	1	0	0	5	5	2	4	1	2	0	23
13	Coulter, Kylee	0	2	0	2	0	0	1	1	2	0	0	0	0	11
33	Wallace, Romekia	1	1	0	0	2	2	1	1	3	1	4	1	1	11
35	Murdie, Mariah	2	5	0	2	2	5	1	4	5	6	2	1	0	16
	Team							1	0	1					
	Totals	19	52	3	17	16	23	9	27	36	15	57	8	16	200
1st FG %: 4.4 44.4% 2nd: 5-13 38.5% 3rd: 4-14 29.0% 4th: 4-16 25.0% Game: 4-16 25.0% Rebounds															
3FG %: 0.0 33.3% 5-9 55.6% 6-8 75.0% 8-9 88.9% 10-11 90.9%															
FT %: 2.0 50.0% 3-5 60.0% 6-8 75.0% 10-12 83.3%															
3PT %: 0.0 0.0% 1-4 25.0% 2-7 28.6% 10-13 76.9%															

1st - FG %:	4-9	44.4%	2nd - 5-13	38.5%	3rd - 6-14	42.9%	4th - 4-16	25.0%	Game - 19-52	36.5%	Deadball	
3FG %:	1-3	33.3%	0-3	0.0%	2-3	66.7%	0-8	0.0%	3-17	17.6%	Rebounds	
FT %:	2-4	50.0%	1-3	33.3%	7-10	70.0%	6-6	100.0%	16-23	69.6%		4

North Dakota 68 • 8-9, 3-1

#	Player	Total			3-Ptr		Rebounds			PF	TP	A	T	Blk	Stl	Min
		FG-FGA	FG-FGA	FT-FTA	Off	Def	Total									
04	MORTON, Jill	3-10	1-3	0-0	0	3	3	2	7	3	2	0	2	34		
12	JARNOT, Alaina	4-8	3-4	2-2	1	3	4	0	13	5	4	0	27			
15	DOOLEY, Faith	4-4	0-0	0-0	1	1	2	5	8	0	2	1	14			
22	STRAND, Bailey	1-6	0-3	1-2	1	1	2	1	3	2	2	0	26			
24	FLEECES, Julia	6-15	0-0	2-3	2	3	5	1	14	2	1	2	30			
01	JARNOT, Jaclyn	1-3	0-0	1-4	4	1	5	1	3	0	1	0	11			
05	LEET, Melissa	4-8	1-1	0-0	1	5	6	3	9	3	1	4	20			
10	ORTH, Claire	2-5	1-1	1-1	0	4	4	2	6	2	0	2	18			
20	REINKE, Mikayla	2-7	0-1	1-1	2	4	6	3	5	4	2	0	20			
54	GORDON, Juliet	0-0	0-0	0-0	0	0	0	0	0	0	0	0	0+			
	Team				4	2	6									
	Totals	27-66	6-13	8-13	16	27	43	18	68	21	15	6	7	200		

1st - FG %:	6-14	42.9%	2nd - 6-17	35.3%	3rd - 9-16	56.3%	4th - 6-19	31.6%	Game - 27-66	40.9%	Deadball	
3FG %:	1-2	50.0%	1-2	50.0%	2-5	40.0%	2-4	50.0%	6-13	46.2%	Rebounds	
FT %:	1-1	100.0%	4-7	57.1%	3-5	60.0%	0-0	0.0%	8-13	61.5%		1

Officials: Jeremy Zacher, Erica Parker, Mike Kolness
 Technical fouls: Omaha-None. North Dakota-None.
 Attendance: 1354

Score by periods	1st	2nd	3rd	4th	Total
Omaha	11	11	21	14	57
North Dakota	14	17	23	14	68

Last FG - OMAHA 4th-02:48, UND 4th-00:54.

Score tied - 1 time.

GAME 17: WESTERN ILLINOIS 75, OMAHA 70

Omaha 70 • 6-11, 1-4

Game 76 - 5-11, 14																		
#	Player	Total			3-Ptr		Rebounds					PF	TP	A	T	Blk	Stl	Min
		FG-FGA	FG-FGA	FT-FTA	Off	Def	TP	PF	TP									
25	Flier, Josie	f	0-2	0-1	0-0	2	5	7	3	0	0	4	0	0	21			
05	Pilakouta, Elena	c	4-8	0-0	3-6	5	4	9	0	11	2	2	4	2	27			
02	Carter, Rayanna		5-11	0-1	0-0	1	3	4	2	10	3	3	0	2	26			
11	Killian, Claire		1-12	0-8	0-0	0	1	1	3	2	1	2	0	1	23			
42	Johnston, Sophie	g	1-4	0-3	0-2	1	2	3	3	2	2	2	0	0	19			
01	Phillips, Kalen		7-11	7-9	4-4	2	0	2	5	25	0	1	0	2	19			
13	Coulter, Kylee		3-6	3-6	0-0	0	1	1	2	9	1	4	0	1	19			
33	Wallace, Romekia		0-2	0-2	0-0	0	1	1	1	0	4	3	0	4	19			
21	Wallace, Romekia		0-0	0-0	0-0	0	0	0	0	0	0	0	0	0	3			
35	Murdie, Mariah		5-7	0-1	1-2	1	8	9	3	11	1	1	2	2	24			
	Team					1	2	3										
	Totals		26-63	10-31	8-14	13	27	40	22	70	14	22	6	14	200			
1st - FG %: 7-15 46.7% 2nd: 7-15 46.7% 3rd: 2nd - 15 13.3% 4th: 10-18 55.6% Game: 26-63 41.3% 41.3% 33.3%																		
3FG %: 1-6 16.7% 2-6 33.3% 1-7 14.3% 6-12 50.0% 10-20 50.0% 10-20 50.0% 10-20 50.0% 10-20 50.0%																		
Deadball Rebounds																		

1st - FG %:	7-15	46.7%	2nd - 7-15	46.7%	3rd - 2-15	13.3%	4th - 10-18	55.6%	Game - 26-63	41.3%	Deadball	
3FG %:	1-6	16.7%	2-6	33.3%	1-7	14.3%	6-12	50.0%	10-31	32.3%	Rebounds	
FT %:	1-2	50.0%	0-0	0.0%	3-6	37.5%	4-4	100.0%	8-14	57.1%		2

Western Illinois 75 • 7-12, 3-3

western illinois 7/6 -7-12, 3-3

#	Player	Total		3-Ptr	Rebounds				PF	TP	A	T	Blk	Stl	Min
		FG-FGA	FG-FGA	FT-FTA	Off	Def	Total								
01	Annabel Graettinger	6-9	1-3	6-7	0	3	3	0	19	3	2	0	1	37	
04	Danni Nichols	2-8	0-2	3-4	1	4	5	1	7	2	2	0	3	24	
13	Olivia Kaufmann	5-11	0-2	7-9	4	2	6	0	17	9	7	0	5	31	
21	Grace Gilmore	0-2	0-0	0	0	1	1	5	0	1	1	0	0	15	
24	Taylor Higginbotham	8-15	4-9	0	1	6	7	1	20	1	5	0	0	33	
10	Payton Courier	0-0	0-0	0-0	0	0	0	0	0	0	0	0	0	0+	
14	Elizabeth Lutz	2-5	2-4	0-0	0	0	0	0	6	1	1	0	0	17	
22	Mackenzie Rogers	0-0	0-0	0-0	0	0	0	0	0	0	0	0	0	0+	
30	Avery Hamm	0-1	0-1	0-0	0	1	1	1	0	0	0	0	1	12	
32	Kyra Washington	2-6	2-3	0-0	0	7	7	1	6	1	0	0	3	23	
33	Jinda Guidinger	1-4	0-1	1-2	0	0	0	1	3	0	0	0	0	8	
	Team				5	4	9								
	Totals	26-61	9-27	17-22	11	28	39	10	78	18	18	0	13	200	

1st - FG %:	7-16	43.8%	2nd - 8-21	38.1%	3rd - 8-13	61.5%	4th - 3-11	27.3%	Game - 26-61	42.6%	Deadball	
3FG %:	4-6	66.7%	1-10	10.0%	3-5	60.0%	1-6	16.7%	9-27	33.3%	Rebounds	
FT %:	4-4	100.0%	1-1	100.0%	3-4	75.0%	9-13	69.2%	17-22	77.3%		2

Officials: Doug Knight, Missy Brooks, Kayia Maxey
 Technical fouls: Omaha-None. Western Illinois-None.
 Attendance: 712

At 7:30, foul Home #32 was unsportman

Score by periods	1st	2nd	3rd	4th	Total
Omaha	16	16	8	30	70
Western Illinois	22	18	22	16	78

Points	Omaha	33	Off	Paint	20	2nd	Chance	9	Break	0	Bench	45
	WUWV	30		29	10	2		15				

HEAD COACH: BRITTANY LANGE

SIXTH SEASON



Head coach Brittany Lange enters her sixth season as the head coach for the Mavericks and eighth with the program overall. Lange came to Omaha at the start of its Division I era (2012-13), and became the youngest head coach in all of Division I basketball (2013-14).

The eighth head coach in UNO history, she ranks third all-time in school history with 65 career victories, behind only Cherri Mankenbergh, who had 345 wins over 22 years, and Patty Patton Shearer, who had 102 wins over seven years.

In 2017-18, UNO finished 12-16 overall and 3-11 in The Summit League. The Mavericks made their third appearance in The Summit League Championship, falling to third-seed Western Illinois 97-57 in the quarterfinals. Amber Vidal led the team in scoring (13.5 ppg) and assists (3.6 apg). Omaha started the season 0-2 before reeling off seven-straight wins in November and December. UNO topped Montana State, Florida A&M, USC-Upstate, Wofford and Northern Iowa over that stretch. The Mavericks then dropped their first six Summit League games before defeating North Dakota State 80-67 at home on Jan. 24, 2018.

CAREER NOTES

PLAYING EXPERIENCE

- started her playing career at Creighton under Jim Flannery (2005-6)
- transferred to Iowa State under Bill Fennelly (2006-8)
- ISU Scholar-Athlete (2007)
- Dean's List (F06)
- Big 12 Commissioner's Honor Roll (F06, S07)

YEAR-BY-YEAR COACHING

2017-18: 12-16 Overall / 3-11 Summit League • Head Coach
 2016-17: 16-15 Overall / 8-8 Summit League • Head Coach
 2015-16: 15-15 Overall / 7-9 Summit League • Head Coach
 2014-15: 10-18 Overall / 5-11 Summit League • Head Coach
 2013-14: 12-16 Overall / 4-10 Summit League • Head Coach
 2012-13: 17-11 Overall / 7-9 Summit League • Assistant Coach
 2011-12: 12-16 Overall • Director of Women's Basketball Operations

PLAYER AWARDS

2013-14: Taijhe Kelly - HM All-Summit
 2013-14: Taijhe Kelly - Summit League Defensive Player of the Year
 2013-14: Mikaela Shaw - All-Newcomer Team
 2014-15: Mikaela Shaw - Second Team All-Summit League
 2014-15: Mikaela Shaw - Academic All-League
 2015-16: Mikaela Shaw - CoSIDA First Team Academic All-District 7
 2015-16: Mikaela Shaw, CoSIDA Second Team Academic All-American
 2015-16: Mikaela Shaw - First Team All-Summit League
 2015-16: Caroline Houge - All-Newcomer Team
 2015-16: Mikaela Shaw - Academic All-League
 2016-17: Mikaela Shaw - Second Team All-Summit League
 2016-17: Michaela Dapprich - All-Newcomer Team
 2016-17: Mikaela Shaw - Academic All-League



Omaha continued its upward trend in Lange's fourth season, finishing 16-15 overall and 8-8 in Summit League action. The Mavericks made their first appearance in the Preseason WNIT and picked up an 85-57 win over North Texas. Omaha took an 83-82 victory over South Dakota State on Jan. 28, 2017. UNO qualified for its second Summit League Tournament in Sioux Fall, S.D. and upset No. 4 seed South Dakota 64-58 in the quarterfinals before falling to top-seeded Western Illinois in the semis.

The Mavericks became one of the best shooting teams in the country in Lange's fourth season. Omaha ranked 12th nationally in 3-pointers per game (8.4), 18th in assists per game (16.6) and 19th in 3-point field goal percentage (35.6 percent). UNO ranked second in the Summit League in assists per game, field goal percentage, field goals made per game and 3-pointers made per game. UNO's defense held the opposition to 60 points or less 13 times in 2016-17 and kept seven teams under 50 points.

Mikaela Shaw wrapped up her stellar career at UNO under Lange by becoming the first Omaha women's basketball player to reach 1,800 points, 900 rebounds and 310 assists for a career. Shaw also garnered Second Team All-League honors. She also earned her third-straight Marian Ivers Female Athlete of the Year award. Senior Michaela Dapprich picked up Honorable Mention All-League honors and a spot on the All-Newcomer Team.

In her third season, Lange directed the Mavericks to a 15-15 overall record and earned the program's first berth into the Summit League Tournament as the sixth seed. In the tournament quarterfinals, Omaha upset third-seeded IUPUI, 62-51. Omaha continued to be one of the top defensive teams in the Summit League in Lange's third year. The Mavericks led the league in blocked shots (5.8 bpg). They ranked second in opponents' field goal percentage (38.5 pct.) and third in opponents' three-point field goal percentage (31.3 pct.). Omaha allowed the fourth-fewest points per game (63.5 ppg). UNO's defense held the opposition to 60 points or less 12 times in 2015-16.

Under Lange's direction, the Mavericks accomplished a first in their NCAA Division I transition - defeating a team that went on to make the NCAA Tournament. UNO achieved that feat with a 69-61 win over South Dakota on Feb. 20, 2014, at the Sapp Fieldhouse. The Coyotes went on to win the Summit League conference tournament. The Mavs also nearly stunned defending league champion South Dakota State, becoming the first team to lead the Jackrabbits at the half on their home court in more than a year.

A native of Sac City, Iowa, Lange started her collegiate playing career at Creighton University in 2005-06, before transferring to Iowa State for the 2006-07 season. A former guard on four NCAA Tournament teams at Iowa State with an overall record of 98-37, Lange was a part of one of the most successful classes in Cyclone history. After battling nagging injuries throughout her career, Lange's career was cut short, and she spent 2008-10 on legendary Head Coach Bill Fennelly's staff. Lange helped assist the Cyclones in reaching the NCAA Tournament Elite Eight in 2009 against Stanford and the NCAA Sweet 16 in 2010 against the undefeated UCONN Huskies, after reaching the second round of the NCAA Tournament the previous two years as a player. She also served as a strength and conditioning intern for Iowa State men's and women's basketball for Iowa State.

SUMMIT LEAGUE STANDINGS

Team	SUMMIT LEAGUE				OVERALL				Home	Away	Neut	Last 10	Streak
	W-L	Pct.	PF	PA	W-L	Pct.	PF	PA					
South Dakota State	5-1	.833	486	403	13-6	.684	1455	1260	7-1	6-3	0-2	7-3	W3
South Dakota	4-1	.800	416	366	16-3	.842	1453	1151	7-0	6-2	3-1	8-2	W3
Denver	4-2	.667	504	450	11-8	.579	1576	1447	9-1	2-7	0-0	4-6	W1
Oral Roberts	3-3	.500	405	400	10-9	.526	1335	1277	5-4	5-5	0-0	5-5	L2
North Dakota	3-3	.500	416	429	8-11	.421	1222	1327	3-3	3-8	2-0	6-4	L2
Western Illinois	3-3	.500	465	457	7-12	.368	1424	1476	5-3	1-6	1-3	4-6	W2
North Dakota State	2-3	.400	294	340	5-12	.294	978	1141	4-4	1-6	0-2	3-7	L1
Omaha	1-4	.200	329	373	6-11	.353	1034	1093	4-4	1-6	1-1	2-8	L2
Purdue Fort Wayne	0-5	.000	278	375	4-13	.235	1075	1192	3-5	1-8	0-0	1-9	L6

PLAYER OF THE WEEK

Date	Player (School)
Nov. 12	Taylor Frederick (USD)
Nov. 19	Macy Miller (SDSU)
Nov. 26	Madison Nelson (Denver)
Dec. 3	Lexi Klabo (UND)
Dec. 10	Hannah Sjerven (USD)
Dec. 17	Ciara Duffy (USD)
Dec. 22	Taylor Higginbotham (WIU)
Dec. 31	Lexi Klabo (UND)
Jan. 7	Lauren Loven (Denver)
Jan. 14	Myah Selland (SDSU)

PRESEASON ALL-LEAGUE TEAMS

First Team

Macy Miller, SDSU, Sr., G
 Madison Guebert, SDSU, Sr., G
 Ciara Duffy, USD, Jr., G
 Allison Arens, USD, Sr., G
 Taylor Higginbotham, Western Illinois, Sr., G
 Lexi Klabo, UND, Sr., F

Second Team

Myah Selland, SDSU, So., G/F
 Maya Mayberry, Oral Roberts, So., G
 Claire Gritt, Denver, So., G
 Madison McKeever, USD, Jr., G
 Tagyn Larson, SDSU, Jr., F

Preseason Player of the Year: Macy Miller, SDSU

2018-19 PRESEASON COACHES POLL

PLACE	TEAM	RANK
1.	South Dakota State (24)	624
2.	South Dakota (9)	557
3.	Western Illinois	469
4.	Oral Roberts	435
5.	Denver	431
6.	North Dakota	380
7.	North Dakota State	271
8.	Omaha	233
9.	Purdue Fort Wayne	181

THIS WEEK IN THE SUMMIT LEAGUE

Wednesday, Jan. 16

Omaha at Western Illinois*70-78

Thursday, Jan. 17

North Dakota State at Denver*54-81

Friday, Jan. 18

South Dakota State at North Dakota*66-48

South Dakota at Oral Roberts*76-72

Saturday, Jan. 19

Purdue Fort Wayne at Western Illinois* 4:30 p.m.

Sunday, Jan. 20

North Dakota at North Dakota State* 1 p.m.

South Dakota at Omaha* 2 p.m.

Oral Roberts at Denver* 2 p.m.

MAVERICK OVERALL TEAM RANKS

Scoring Offense	8th (60.2)
Scoring Defense	2nd (63.4)
Scoring Margin	5th (-3.2)
FG Percentage	9th (38.8)
FG Pct. Defense	3rd (39.8)
3-Point FG Pct.	8th (29.8)
3-Point FG Pct. Defense	2nd (31.2)
3-Point FG Made	8th (5.1)
Free Throw Pct.	7th (70.3)
Rebounding	5th (38.2)
Rebounding Defense	6th (36.2)
Rebounding Margin	4th (+2.0)
Assists	7th (11.8)
Assist/Turnover Ratio	6th (+0.7)
Blocked Shots	6th (2.6)
Steals	7th (7.0)
Turnover Margin	6th (-1.6)

* as of 1/14/19

MAVERICKS IN SUMMIT LEAGUE TOP 10

Points per Game

8. Claire Killian 15.5

Rebounds per Game

5. Elena Pilakouta 7.3

Assists per Game

8. Sophie Johnston 3.0

9t. Claire Killian 2.7

Free Throw Pct.

4t. Rayanna Carter 90.0%

9t. Claire Killian 85.7%

Steals

4. Claire Killian 2.3

3-Pointers FG Made/Game

2. Claire Killian 3.0

Blocked Shots per Game

7t. Mariah Murdie 1.0

Offensive Reb. per Game

6t. Josie Filer 2.5

Defensive Reb. per Game

4. Elena Pilakouta 5.3

Minutes Played

7. Rayanna Carter 34.0

* as of 1/14/19

2018-19 SITUATIONAL STATS

OMAHA'S RECORD WHEN

Overall.....	6-11
At Home.....	4-4
On the road.....	1-6
Neutral.....	1-1

In games decided by 1-5 points.....	0-1
In games decided by 6-10 points.....	3-1
In games decided by 11-15 points.....	0-6
In games decided by 16-20 points.....	1-1
In games decided by 21 or more.....	2-2

Leading at half.....	4-3
Trailing at half.....	2-8

Omaha shoots 50% or better.....	1-0
Omaha shoots less than 50%.....	5-11
Omaha shoots better than opponent.....	4-2
Omaha shoots worse than opponent.....	2-9

Omaha out-rebounds opponent.....	5-5
Opponent out-rebounds Omaha.....	1-6

Omaha shoots 70% or better at FT line.....	3-5
Omaha has more FT attempts.....	6-5
Omaha has less FT attempts.....	0-6

Omaha shoots 40% or better from 3-point.....	2-3
Omaha shoots under 40% from 3-point.....	4-8

Omaha has more turnovers than opponent.....	2-9
Omaha has less turnovers than opponent.....	4-2

Omaha scores 90-plus points.....	1-0
Omaha scores 80-89 points.....	1-0
Omaha scores 70-79 points.....	1-1
Omaha scores 60-69 points.....	0-2
Omaha scores 50-59 points.....	3-7
Omaha scores 49 or less points.....	0-1

Opponent scores 90-plus points.....	0-1
Opponent scores 80-89 points.....	0-1
Opponent scores 70-79 points.....	0-3
Opponent scores 60-69 points.....	2-5
Opponent scores 50-59 point.....	1-1
Opponent scores 49 or less points.....	3-0

Omaha Streaks

Current Streak.....	L2
Home Court Streak.....	W1
Road Streak.....	L5
Neutral Court Streak.....	W1
Last 5 Games.....	1-4
Last 10 Games.....	2-8

Omaha By Month

November.....	3-3
December.....	2-6
January.....	1-2

Omaha By Day of the Week

Sunday.....	4-2
Monday.....	0-1
Wednesday.....	0-3
Thursday.....	1-0
Friday.....	1-5
Saturday.....	0-0

10+ POINTS

2018-19	CAREER
Claire Killian	21
Rayanna Carter	10
Elena Pilakouta	10
Jay Bridgeman	-
Kalen Phillips	3
Josie Filer	4
Sophie Johnston	2
Juliana Chagas	1
Andi Pierce	1
Romekia Wallace	1

10+ REBOUNDS

2018-19	CAREER
Josie Filer	3
Claire Killian	1
Elena Pilakouta	1

DOUBBLUE-DOUBLES

2018-19	CAREER
Josie Filer	1
Claire Killian	1
Elena Pilakouta	1

FILLS THE BOX SCORE

2018-19	CAREER
Elena Pilakouta	3
Rayanna Carter	1
Josie Filer	1
Claire Killian	1

- At least four in three statistical categories with (pt, reb, blk, ast, stl)

CONSECUTIVE 10-POINT GAMES

Claire Killian	6
Rayanna Carter	5
Elena Pilakouta (current streak - 2)	3
Josie Filer	2

CONSECUTIVE GAMES WITH A 3-POINTER

Claire Killian	6
Kalen Phillips	5
Sophie Johnston	4
Andi Pierce	3
Rayanna Carter	2
Kylee Coulter	2
Mariah Murdie	2

** Bold and italic donates active streak*

CAREER STARTS

2018-19	CAREER
Claire Killian	17
Rayanna Carter	17
Josie Filer	17
Sophie Johnston	17
Elena Pilakouta	16
Romekia Wallace	1
Kalen Phillips	-
Alicia Mountain	-
Jay Bridgeman	-

FIRST SUB

2018-19	CAREER
Kalen Phillips	8
Romekia Wallace	6
Mariah Murdie	8
Juliana Chagas	1
Kylee Coulter	1
Alicia Mountain	1
Andi Pierce	1

FIRST POINTS

2P	3P	FT	TOTAL
Rayanna Carter	4		4
Elena Pilakouta	5		5
Sophie Johnston	2	1	3
Josie Filer	2	1	3
Claire Killian	2		2

2018-19 INDIVIDUAL STATS

OMAHA HIGHS

Points	25, Kalen Phillips at Western Illinois (1/16/19)
Field Goals	8, Rayanna Carter at Creighton (12/5/18)
Field Goal Attempts	17, Claire Killian vs. CSUN (11/16/18)
FG Pct. (min. 5 made)	1.000 (5-5) Rayanna Carter at Detroit Mercy (11/26/18) 1.000 (5-5) Romekia Wallace vs. USC Upstate (11/9/18)
3-Point Field Goals	7, Kalen Phillips at Western Illinois (1/16/19)
3-Point Field Goal Attempts	14, Claire Killian vs. CSUN (11/9/18)
3-Point FG Pct. (min. 2 made)	1.000 (2-2), Sophie Johnston vs. Bradley (12/14/18) 1.000 (2-2), Rayanna Carter at Detroit Mercy (11/29/18)
Free Throws	7, Mariah Murdie vs. North Dakota State (1/6/19)
Free Throw Attempts	8, Mariah Murdie vs. North Dakota State (1/6/19) 8, Mariah Murdie vs. USC Upstate (11/9/18)
Free Throw Pct. (min. 4 made)	1.000 (5-5) Elena Pilakouta vs. Denver (12/28/18)
Rebounds	14, Josie Filer vs. Florida A&M (11/25/18)
Assists	5, Rayanna Carter vs. Florida A&M (11/25/18)
Turnovers	5, Elena Pilakouta at Detroit Mercy (11/29/18) 5, Sophie Johnston at Detroit Mercy (11/29/18)
Blocked Shots	4, Elena Pilakouta at Western Illinois (1/16/19) 4, Elena Pilakouta at Detroit Mercy (11/29/18)
Steals	4, Alicia Mountain vs. Western Illinois (1/16/19) 4, Claire Killian at North Dakota (1/9/19)
Minutes	39, Rayanna Carter vs. Oral Roberts (12/30/18)

OPPONENTS

Points	28, Lasha Petree vs. Bradley (12/14/18)
Field Goals	9, Lasha Petree vs. Bradley (12/14/18)
Field Goal Attempts	20, Audrey Faber at Creighton (12/5/18)
FG Pct. (min. 5 made)	1.000 (5-5) Regan Schumacher vs. Oral Roberts (12/30/18)
3-Point Field Goals	6, Lasha Petree vs. Bradley (12/14/18)
3-Point Field Goal Attempts	14, Audrey Faber at Creighton (12/5/18)
3-Point FG Pct. (min. 2 made)	1.000, Denisha Swain vs. USC Upstate (11/9/18)
Free Throws	9, Madison Nelson vs. Denver (12/28/19)
Free Throw Attempts	10, Madison Nelson vs. Denver (12/28/18)
Free Throw Pct. (min. 4 made)	1.000 (6-6), Jordan Gilbert vs. Oral Roberts (12/30/18)
Rebounds	17, Taya Bolden vs. Campbell (11/23/18)
Assists	9, Olivia Kaufmann at Western Illinois (1/16/19) 9, Samantha Romanowskivs. Denver (12/28/18)
Turnovers	9, Aricca Daye vs. Graceland (12/2/18)
Blocked Shots	5, Emma Burns vs. Graceland (12/2/18)
Steals	5, Olivia Kaufmann at Western Illinois (1/16/19) 5, Martha Kuderer at Montana State (12/16/18) 5, Zoey Oatis at Detroit Mercy (11/29/18)

OMAHA'S TOP INDIVIDUAL PERFORMANCES

POINTS

25	Kalen Phillips at Western Illinois (1/16/19)
21	Claire Killian vs. Denver (12/28/18)
19	Rayanna Carter vs. Oral Roberts (12/30/18)
18	Rayanna Carter at Creighton (12/5/18)
17	Rayanna Carter vs. USC Upstate (11/9/18)
16	Rayanna Carter vs. North Dakota State (1/6/19)
16	Claire Killian vs. North Dakota State (1/6/19)
16	Mariah Murdie at Northern Iowa (12/21/18)

REBOUNDS

14	Josie Filer vs. Florida A&M (11/25/18)
11	Josie Filer vs. CSU Bakersfield (12/9/18)
11	Elena Pilakouta at Detroit Mercy (11/29/18)

ASSISTS

5	Rayanna Carter vs. Florida A&M (11/25/18)
4	Alicia Mountain at Western Illinois (1/16/19)
4	Sophie Johnston at Montana State (12/14/18)
4	Sophie Johnston at Creighton (12/5/18)
4	Elena Pilakouta at Detroit Mercy (11/29/18)
4	Josie Filer vs. Florida A&M (11/25/18)
4	Rayanna Carter vs. CSUN (11/16/18)
4	Elena Pilakouta vs USC Upstate (11/9/18)

STEALS

4	Alicia Mountain at Western Illinois (1/16/19)
4	Claire Killian, at North Dakota (1/9/18)

BLOCKS

4	Elena Pilakouta at Western Illinois (1/16/19)
4	Elena Pilakouta at Detroit Mercy (11/29/18)

3-POINT FIELD GOALS

7	Kalen Phillips at Western Illinois (1/16/19)
---	--

FREE THROW MAKES

7	Mariah Murdie vs. North Dakota State (1/6/19)
---	---

2018-19 TEAM AND OPPONENT HIGH/LOW

OMAHA HIGHS

	HIGH	LOW
Points	96 vs. USC Upstate (11/9/18)	46 at Kansas State (11/12/18)
Points in a Half	49 (first half) vs. USC Upstate(11/9/18)	16 at Kansas State (11/12/18)
Points in a Quarter	32 (2nd quarter) vs. USC Upstate (11/9/18)	5 at Kansas State (11/12/18)
Winning Margin	42 vs. Graceland (12/2/18)	7 (2x) last vs. CSU Bakersfield (12/9/18)
Field Goals	35 (2x) last vs. Graceland (12/2/18)	17 (2x) last vs. CSU Bakersfield (12/9/18)
Field Goal Attempts	72 vs. Graceland 12/2/18)	39 at Detroit Mercy (11/29/18)
Field Goal Percentage	.513 (20-39) at Detroit Mercy (11/29/18)	.300 (18/60) vs. CSUN (11/16/18)
3-Points Field Goals	10 at Western Illinois (1/16/19)	2 at Northern Iowa (12/21/18)
	10 vs. North Dakota State (1/6/19)	
3-Point Field Goal Attempts	31 at Western Illinois (1/16/19)	7 vs. Campbell (11/23/18)
3-Point Field Goal Percentage	.571 (4-7) vs. Campbell (11/23/18)	.111 (2-18) at Northern Iowa (12/21/18)
Free Throws Made	22 vs. USC Upstate (11/9/18)	3 at Creighton (12/5/18)
Free Throws Attempted	30 vs. USC Upstate (11/9/18)	8 vs. Graceland (12/2/18)
Free Throw Percentage	1.000 (11-11) vs. Bradley (12/14/18)	.333 (3-9) at Creighton (12/5/18)
Rebounds	56 vs. Graceland (12/2/18)	32 vs. Campbell (11/23/18)
Personal Fouls	22 at Western Illinois (1/16/19)	6 (2x) last vs. Graceland (12/2/18)
Assists	18 vs. Graceland (12/2/18)	4 at Northern Iowa (12/21/18)
Turnovers	23 at Detroit Mercy (11/29/18)	8 vs. Graceland (12/2/18)
Blocked Shots	6 (2x) last vs. CSUN (11/16/18)	0 (2x) last vs. Oral Roberts (12/30/18)
Steals	14 at Western Illinois (1/16/19)	2 at Detroit Mercy (11/29/18)

OPPONENTS

	HIGH	LOW
Points	95 vs. Denver (12/28/19)	39 vs. Graceland (12/2/18)
Points in a Half	51 (second half) vs. vs. Denver (12/28/19)	14 (second half) vs. Graceland (12/2/18)
Points in a Quarter	26 (4th quarter) (3x) last vs. Denver (12/28/19)	5 (2nd quarter) vs. USC UPSTATE (11/9/18)
Winning Margin	27 vs. Denver (12/28/19)	12 at Kansas State (11/12/18)
Field Goals	33 vs. Denver (12/28/19)	17 (2x) last vs. Graceland (12/2/18)
Field Goal Attempts	71 vs. Denver (12/28/19)	49 vs. Oral Roberts (12/30/18)
Field Goal Percentage	.490 (24-49) vs. Oral Roberts (12/30/18)	.288 (17-59) at Detroit Mercy (11/29/18)
3-Points Field Goals	14 (2x) last vs. Denver (12/28/19)	2 vs. CSU Bakersfield (12/9/18)
3-Point Field Goal Attempts	44 at Creighton (12/5/18)	8 vs. CSU Bakersfield (12/9/18)
3-Point Field Goal Percentage	.563 (9-16) vs. CSUN (11/16/18)	.174 (4-23) at Kansas State (11/12/18)
Free Throws Made	17 at Western Illinois (1/16/19)	0 vs. Graceland (12/2/18)
Free Throws Attempted	22 at Western Illinois (1/16/19)	2 vs. Graceland (12/2/18)
	22 at Kansas State (11/12/18)	
Free Throw Percentage	.882 vs. Denver (12/28/19)	.000 vs. Graceland (12/2/18)
Rebounds	45 at Northern Iowa (12/21/18)	25 vs. USC Upstate (11/9/18)
Personal Fouls	24 vs. CSU Bakersfield (12/9/18)	6 vs. Graceland (12/2/18)
Assists	24 at Creighton (12/5/18)	8 vs. CSU Bakersfield (12/9/18)
Turnovers	23 vs. Graceland (12/2/18)	8 vs. Bradley (12/14/18)
Blocked Shots	13 at Creighton (12/5/18)	0 at Western Illinois (1/16/19)
Steals	16 at Detroit Mercy (11/29/18)	3 vs. Campbell (11/23/18)

2018-19 MISCELLANEOUS STATS

OMAHA'S BENCH SCORING

Game (Date)	UNO	Opp	Diff	W/L
USC Upstate (11/9/18)	40	12	+28	W
at Kansas State (11/12/18)	15	16	-1	L
CSUN (11/16/18)	13	21	-8	L
vs. Campbell (11/23/18)	13	28	-15	L
vs. Florida A&M (11/25/18)	17	8	+9	W
at Detroit Mercy (11/29/18)	17	8	+9	W
GRACELAND (12/2/18)	43	13	+30	W
at Creighton (12/5/18)	8	40	-32	L
CSU BAKERSFIELD (12/10/18)	7	13	-6	W
BRADLEY (12/14/18)	14	15	-1	L
at Montana State (12/16/18)	15	15	-	L
at Northern Iowa (12/21/18)	20	41	-21	L
DENVER (12/28/18)	21	11	+10	L
ORAL ROBERTS (12/30/18)	4	22	-18	L
NORTH DAKOTA STATE (1/6/19)	27	19	+8	W
at North Dakota (1/9/19)	14	23	-9	L
at Western Illinois (1/16/19)	45	15	+30	L

OMAHA'S POINTS IN THE PAINT

Game (Date)	UNO	Opp	Diff	W/L
USC Upstate (11/9/18)	54	30	+24	W
at Kansas State (11/12/18)	24	34	-10	L
CSUN (11/16/18)	14	28	-14	L
vs. Campbell (11/23/18)	22	18	+4	L
vs. Florida A&M (11/25/18)	22	16	+6	W
at Detroit Mercy (11/29/18)	24	16	+8	W
GRACELAND (12/2/18)	50	12	+38	W
at Creighton (12/5/18)	28	12	+16	L
CSU BAKERSFIELD (12/10/18)	28	26	+2	W
BRADLEY (12/14/18)	38	40	-1	L
at Montana State (12/16/18)	26	28	-2	L
at Northern Iowa (12/21/18)	32	42	-10	L
DENVER (12/28/18)	24	24	-	L
ORAL ROBERTS (12/30/18)	28	18	+10	L
NORTH DAKOTA STATE (1/6/19)	26	28	-2	W
at North Dakota (1/9/19)	24	20	+4	L
at Western Illinois (1/16/19)	33	30	+3	W

OMAHA'S SECOND-CHANCE POINTS

Game (Date)	UNO	Opp	Diff	W/L
USC Upstate (11/9/18)	18	13	+5	W
at Kansas State (11/12/18)	6	4	+2	L
CSUN (11/16/18)	12	16	-4	L
vs. Campbell (11/23/18)	2	18	-2	L
vs. Florida A&M (11/25/18)	5	4	+1	W
at Detroit Mercy (11/29/18)	9	7	+2	W
GRACELAND (12/2/18)	10	5	+5	W
at Creighton (12/5/18)	8	19	-11	L
CSU BAKERSFIELD (12/10/18)	9	5	+4	W
BRADLEY (12/14/18)	10	10	-	L
at Montana State (12/16/18)	6	9	-3	L
at Northern Iowa (12/21/18)	6	16	-10	L
DENVER (12/28/18)	11	17	-6	L
ORAL ROBERTS (12/30/18)	8	7	+1	L
NORTH DAKOTA STATE (1/6/19)	12	14	-2	W
at North Dakota (1/9/19)	4	8	-4	L
at Western Illinois (1/16/19)	9	10	-1	L

OMAHA'S POINTS OFF TURNOVERS

Game (Date)	UNO	Opp	Diff	W/L
USC Upstate (11/9/18)	15	18	-3	W
at Kansas State (11/12/18)	11	20	-9	L
CSUN (11/16/18)	9	8	+1	L
vs. Campbell (11/23/18)	11	16	-5	L
vs. Florida A&M (11/25/18)	10	7	+3	W
at Detroit Mercy (11/29/18)	12	14	-2	W
GRACELAND (12/2/18)	19	2	+17	W
at Creighton (12/5/18)	7	10	-3	L
CSU BAKERSFIELD (12/10/18)	16	12	+4	W
BRADLEY (12/14/18)	7	19	-12	L
at Montana State (12/16/18)	7	23	-16	L
at Northern Iowa (12/21/18)	13	19	-6	L
DENVER (12/28/18)	12	16	-4	L
ORAL ROBERTS (12/30/18)	17	21	-4	L
NORTH DAKOTA STATE (1/6/19)	17	6	+11	W
at North Dakota (1/9/19)	14	14	-	L
at Western Illinois (1/16/19)	18	20	-2	L

2018-19 MISCELLANEOUS STATS

OMAHA'S STARTING LINEUPS

Starters					Record
Carter	Killian	Johnston	Filer	Pilakouta	6-10
Carter	Killian	Johnston	Filer	Wallace	0-1

OMAHA'S LEADS AND DEFICITS

Game (Date)	Largest Lead	Largest Deficit	Time UNO Led	Time Opponent Led	Time Tied
USC Upstate (11/9/18)	34 (4th - 5:47)	4 (1st - 7:38)	33:30	3:38	2:52
at Kansas State (11/12/18)	13 (3rd - 7:11)	18 (4th - 2:23)	26:48	9:40	3:24
CSUN (11/16/18)	1 (2nd - 9:48)	14 (4th - 9:52)	0:29	38:19	1:12
vs. Campbell (11/23/18)	7 (1st - 8:39)	19 (4th - 3:49)	17:50	19:52	2:18
vs. Florida A&M (11/25/18)	9 (4th - 8:20)	--	3:17	--	--
at Detroit Mercy (11/29/18)	9 (4th - 4:25)	11 (2nd - 8:09)	14:23	24:08	1:29
GRACELAND (12/2/18)	42 (4th - 1:50)	--	39:42	--	0:18
at Creighton (12/5/18)	3 (1st - 5:38)	16 (4th - 5:58)	3:02	34:41	2:15
CSU BAKERSFIELD (12/9/18)	12 (4th - 9:51)	6 (2nd - 1:13)	22:56	13:52	3:12
BRADLEY (12/14/18)	7 (2nd - 9:09)	23 (3rd - 5:15)	11:01	24:06	4:53
at Montana State (12/16/18)	15 (3rd - 2:01)	3 (4th - 0:21)	36:09	0:21	3:30
at Northern Iowa (12/21/18)	--	29 (4th - 0:15)	--	39:13	0:26
DENVER (12/28/18)	--	27 (4th -- 1:32)	--	39:14	0:39
ORAL ROBERTS (12/30/18)	6 (3rd - 9:13)	15 (4th-4:49)	6:26	31:26	1:43
NORTH DAKOTA STATE (1/6/19)	22 (4th - 1:55)	--	38:13	--	1:24
at North Dakota (1/9/19)	--	15 (3rd - 1:38)	--	39:20	0:40
at Western Illinois (1/16/19)	2 (1st - 8:03)	25 (4th - 9:04)	0:13	38:30	1:17

2018-19 OVERALL STATS

#	Player	gp-gs	min	avg	Total		3-Point		F-Throw		Rebounds				pf	dq	a	to	blk	stl	pts	avg
					fg-fga	fg%	3fg-fga	3fg%	ft-fa	ft%	off	def	tot	avg								
02	Carter,Rayanna	17-17	454	26.7	68-167	.407	6-15	.400	29-36	.806	15	27	42	2.5	16	0	32	37	0	19	171	10.1
11	Killian,Claire	17-17	463	27.2	59-179	.330	25-102	.245	26-40	.650	7	53	60	3.5	29	0	27	43	5	26	169	9.9
05	Pilakouta,Elena	16-16	383	23.9	61-130	.469	0-0	.000	28-48	.583	32	68	100	6.3	24	0	29	31	18	13	150	9.4
25	Filer,Josie	17-17	438	25.8	40-103	.388	5-26	.192	29-39	.744	43	87	130	7.6	35	1	22	32	7	14	114	6.7
35	Murdie,Mariah	17-0	292	17.2	36-85	.424	6-19	.316	29-46	.630	22	55	77	4.5	37	1	14	30	12	8	107	6.3
01	Phillips,Kalen	16-0	269	16.8	31-71	.437	19-40	.475	20-23	.870	7	29	36	2.3	37	2	7	23	0	12	101	6.3
42	Johnston,Sophie	17-17	434	25.5	35-95	.368	15-49	.306	12-17	.706	16	30	46	2.7	20	0	30	26	2	11	97	5.7
13	Coulter,Kylee	15-0	156	10.4	14-37	.378	9-28	.321	0-0	.000	5	15	20	1.3	10	0	9	13	1	7	37	2.5
22	Pierce,Andi	9-0	141	15.7	9-31	.290	7-20	.350	9-9	1.000	1	9	10	1.1	6	0	7	12	0	4	34	3.8
33	Wallace,Romekia	17-1	182	10.7	13-38	.342	0-1	.000	6-13	.462	23	33	56	3.3	14	0	6	10	3	4	32	1.9
00	Chagas,Juliana	6-0	65	10.8	6-16	.375	0-3	.000	0-0	.000	3	6	9	1.5	0	0	10	8	0	2	12	2.0
21	Mountain,Alicia	13-0	123	9.5	4-12	.333	0-3	.000	2-2	1.000	3	7	10	0.8	13	0	11	15	0	6	10	0.8
Team											27	28	55									
Total.....		17	3400		376-964	.390	92-306	.301	190-273	.696	204	447	651	38.3	241	4	204	280	48	126	1034	60.8
Opponents.....		17	3400		410-1027	.399	128-409	.313	145-219	.662	204	414	618	36.4	257	-	270	251	79	167	1093	64.3

Score by Periods	1st	2nd	3rd	4th	Totals
Omaha	236	246	280	272	1034
Opponents	238	253	305	297	1093

2018-19 SUMMIT LEAGUE STATS

#	Player	gp-gs	min	avg	Total		3-Point		F-Throw		Rebounds				pf	dq	a	to	blk	stl	pts	avg
					fg-fga	fg%	3fg-fga	3fg%	ft-fa	ft%	off	def	tot	avg								
11	Killian,Claire	5-5	136	27.2	20-56	.357	12-36	.333	12-14	.857	3	13	16	3.2	11	0	9	17	0	10	64	12.8
02	Carter,Rayanna	5-5	162	32.4	22-60	.367	2-5	.400	9-10	.900	5	6	11	2.2	4	0	10	11	0	6	55	11.0
05	Pilakouta,Elena	5-5	133	26.6	20-42	.476	0-0	.000	12-17	.706	13	25	38	7.6	5	0	5	10	7	7	52	10.4
01	Phillips,Kalen	5-0	96	19.2	13-27	.481	10-17	.588	11-11	1.000	3	11	14	2.8	13	1	3	8	0	4	47	9.4
35	Murdie,Mariah	5-0	92	18.4	12-29	.414	1-6	.167	11-17	.647	6	21	27	5.4	14	1	6	8	6	3	36	7.2
42	Johnston,Sophie	5-5	133	26.6	9-27	.333	5-17	.294	7-10	.700	4	6	10	2.0	9	0	11	5	1	3	30	6.0
13	Coulter,Kylee	5-0	65	13.0	7-19	.368	6-16	.375	0-0	.000	2	7	9	1.8	6	0	1	7	0	2	20	4.0
25	Filer,Josie	5-5	112	22.4	6-15	.400	0-3	.000	5-6	.833	12	19	31	6.2	13	1	6	12	0	1	17	3.4
33	Wallace,Romekia	5-0	40	8.0	2-5	.400	0-1	.000	4-9	.444	5	8	13	2.6	4	0	3	1	0	0	8	1.6
21	Mountain,Alicia	4-0	31	7.8	0-2	.000	0-2	.000	0-0	.000	0	2	2	0.5	3	0	4	7	0	5	0	0.0
Team											6	5	11									
Total.....		5	1000		111-282	.394	36-103	.350	71-94	.755	59	123	182	36.4	82	3	58	86	14	41	329	65.8
Opponents.....		5	1000		136-314	.433	44-123	.358	57-77	.740	64	122	186	37.2	79	-	93	71	18	52	373	74.6

Score by Periods	1st	2nd	3rd	4th	Totals
Omaha	73	76	79	101	329
Opponents	88	84	109	92	373

2018-19 RESULTS

RECORD:	OVERALL	HOME	AWAY	NEUTRAL
ALL GAMES	6-11	4-4	1-6	1-1
CONFERENCE	1-4	1-2	0-2	0-0
NON-CONFERENCE	5-7	3-2	1-4	1-1

Date	Opponent	Score	Att.	High Points	High Rebounds
11/9/18	USC UPSTATE	W 96-69	365	(17)Carter, Rayanna	(8)Murdie, Mariah
11/12/18	at Kansas State	46-61 L	3498	(10)Pilakouta, Elena	(5)Pilakouta, Elena
11/16/18	CSUN	52-64 L	449	(12)Killian, Claire	(8)Filer, Josie
11/23/18	^vs Campbell	52-65 L	312	(12)Filer, Josie	(10)Filer, Josie
11/25/18	^vs FAMU	W 57-50	314	(14)Killian, Claire	(14)Filer, Josie
11/29/18	at Detroit Mercy	W 51-42	3106	(12)Pilakouta, Elena	(11)Pilakouta, Elena
12/2/18	GRACELAND	W 81-39	248	(14)Carter, Rayanna	(7)Filer, Josie
12/05/18	at Creighton	51-66 L	863	(18)Carter, Rayanna	(10)Killian, Claire
12/9/18	CSU BAKERSFIELD	W 53-46	387	(15)Carter, Rayanna	(11)Filer, Josie
12/14/18	BRAD	60-80 L	1503	(14)Pilakouta, Elena	(9)Pilakouta, Elena
12/16/18	at Montana State	56-59 L	1489	(15)Filer, Josie	(7)Wallace, Romekia
12/21/18	at UNI	50-79 L	1129	(16)Murdie, Mariah	(7)Filer, Josie
12/28/18	*DENVER	68-95 L	295	(21)Killian, Claire	(9)Pilakouta, Elena
12/30/18	*ORAL ROBERTS	56-71 L	278	(19)Carter, Rayanna	(8)Filer, Josie
1/6/19	*NO DAKOTA ST	W 78-61	351	(16)Killian, Claire	(8)Filer, Josie
				(16)Carter, Rayanna	
01/09/19	*at North Dakota	57-68 L	1354	(13)Pilakouta, Elena	(8)Pilakouta, Elena
1/16/19	*at Western Illinois	70-78 L	712	(25)Phillips, Kalen	(9)Pilakouta, Elena
					(9)Murdie, Mariah

* = Conference game

^ = FIU Thanksgiving Invitational

Attendance Summary	Games	Attend	Avg/Game
Home	8	3876	484
Away	7	12151	1736
Neutral	2	626	313
Total	17	16653	980

2018-19 SUMMIT LEAGUE RESULTS

RECORD:	OVERALL	HOME	AWAY	NEUTRAL
ALL GAMES	1-4	1-2	0-2	0-0
CONFERENCE	1-4	1-2	0-2	0-0
NON-CONFERENCE	0-0	0-0	0-0	0-0

Date	Opponent	Score	Att.	High Points	High Rebounds
12/28/18	*DENVER	68-95 L	295	(21)Killian, Claire	(9)Pilakouta, Elena
12/30/18	*ORAL ROBERTS	56-71 L	278	(19)Carter, Rayanna	(8)Filer, Josie
1/6/19	*NO DAKOTA ST	W 78-61	351	(16)Killian, Claire	(8)Filer, Josie
				(16)Carter, Rayanna	
01/09/19	*at North Dakota	57-68 L	1354	(13)Pilakouta, Elena	(8)Pilakouta, Elena
1/16/19	*at Western Illinois	70-78 L	712	(25)Phillips, Kalen	(9)Pilakouta, Elena
					(9)Murdie, Mariah

* = Conference game

^ = FIU Thanksgiving Invitational

Attendance Summary	Games	Attend	Avg/Game
Home	3	924	308
Away	2	2066	1033
Neutral	0	0	0
Total	5	2990	598

2018-19 POINTS, REBOUNDS, ASSISTS

				00	01	02	05	11	13	21	22	25	33	35	42
Opponent	Date	Score		CHAGAS,JUL	PHILLIPS,K	CARTER,RA	PILAKOUTA,	KILLIAN,CL	COULTER,KY	MOUNTAIN,A	PIERCE,AND	FILER,JOSI	WALLACE,R	MURDIE,MAR	JOHNSTON,S
UPST	11/9/18	96-69	w	DNP	14-7-0	17-4-0	12-7-4	11-2-3	3-2-2	2-0-0	2-1-1	5-7-1	10-6-0	9-8-3	11-6-0
at K-STATE	11/12/18	46-61	L	DNP	3-2-0	3-4-1	10-5-1	7-4-1	0-2-2	0-0-0	3-2-0	5-5-1	2-3-0	7-3-1	6-4-1
CSUN	11/16/18	52-64	L	DNP	7-3-1	0-6-4	5-4-2	12-2-1	2-2-3	DNP	2-0-0	11-8-3	0-0-0	2-6-0	11-4-3
vs CAM	11/23/18	52-65	L	0-0-2	5-0-0	8-2-0	10-6-3	4-4-2	0-1-0	0-0-0	0-0-0	12-10-0	2-3-0	6-1-1	5-0-1
vs FAMUW	11/25/18	57-50	w	0-2-2	3-4-0	5-5-5	13-4-3	14-3-1	0-1-0	DNP	8-0-0	6-14-4	0-2-0	6-2-0	2-1-1
at DM	11/29/18	51-42	w	0-2-3	0-0-0	12-1-3	12-11-4	2-5-1	DNP	DNP	9-3-1	5-9-2	4-0-0	4-2-1	3-1-1
GU	12/2/18	81-39	w	12-4-3	DNP	14-1-3	6-1-1	12-2-1	7-1-1	4-5-3	10-3-3	6-7-2	2-6-0	8-6-0	0-3-1
at CU	12/05/18	51-66	L	0-1-0	3-1-1	18-3-1	6-9-2	11-10-1	3-0-0	0-2-2	0-0-1	8-8-0	0-0-0	2-2-1	0-3-4
CSUB	12/9/18	53-46	w	0-0-0	3-0-0	15-1-0	10-6-2	6-2-3	0-0-0	2-0-0	0-1-1	8-11-1	0-6-1	2-8-0	7-5-1
BRAD	12/14/18	60-80	L	DNP	5-0-0	12-3-3	14-9-2	2-5-3	2-1-0	0-0-0	DNP	10-7-0	0-4-0	7-3-0	8-2-4
at MSU	12/16/18	56-59	L	DNP	7-2-2	2-0-0	0-0-0	14-4-1	DNP	2-0-2	DNP	15-6-1	4-7-2	2-3-1	10-5-1
at UNI	12/21/18	50-79	L	DNP	4-3-0	10-1-2	DNP	10-1-0	0-1-0	0-1-0	DNP	6-7-1	0-6-0	16-6-0	4-2-1
DEN	12/28/18	68-95	L	DNP	10-1-1	4-3-2	13-9-0	21-5-3	5-2-0	0-0-0	DNP	0-2-0	2-6-1	4-6-1	9-0-3
ORU	12/30/18	56-71	L	DNP	2-4-0	19-2-2	7-6-2	15-4-3	0-1-0	0-1-0	DNP	8-8-1	2-3-1	0-0-0	3-2-3
NDSU	1/6/19	78-61	w	DNP	6-2-1	16-1-2	8-6-0	16-1-2	6-3-0	0-0-0	DNP	4-8-3	0-1-0	15-7-2	7-5-3
at UND	01/09/19	57-68	L	DNP	4-5-1	6-1-1	13-8-1	10-5-0	0-2-0	DNP	DNP	5-6-2	4-3-1	6-5-2	9-0-0
at WIUWW	1/16/19	70-78	L	DNP	25-2-0	10-4-3	11-9-2	2-1-1	9-1-1	0-1-4	DNP	0-7-0	0-0-0	11-9-1	2-3-2

2018-19 GAME BY GAME STATS

Opponent	Date	Score		Total		3-Pointers		Free throws		Rebounds											
				fg-fga	pct	3fg-fga	pct	ft-fga	pct	off	def	tot	avg	pf	a	t/o	blk	stl	pts	avg	
USC UPSTATE	11/9/18	96-69	W	35-71	.493	4-19	.211	22-30	.733	19	37	56	56.0	15	14	16	6	9	96	96.0	
at Kansas State	11/12/18	46-61	L	18-57	.316	4-11	.364	6-10	.600	9	28	37	46.5	18	8	19	2	8	46	71.0	
CSUN	11/16/18	52-64	L	18-60	.300	8-30	.267	8-10	.800	16	21	37	43.3	10	17	17	6	9	52	64.7	
vs Campbell	11/23/18	52-65	L	17-48	.354	4-7	.571	14-21	.667	7	25	32	40.5	18	9	14	4	5	52	61.5	
vs FAMU	11/25/18	57-50	W	18-56	.321	7-23	.304	14-24	.583	13	27	40	40.4	12	16	11	3	10	57	60.6	
at Detroit Mercy	11/29/18	51-42	W	20-39	.513	7-16	.438	4-10	.400	6	29	35	39.5	6	16	23	4	2	51	59.0	
GRACELAND	12/2/18	81-39	W	35-72	.486	4-19	.211	7-8	.875	16	27	43	40.0	6	18	8	3	13	81	62.1	
at Creighton	12/05/18	51-66	L	22-59	.373	4-16	.250	3-9	.333	11	32	43	40.4	12	13	13	2	4	51	60.8	
CSU BAKERSFIELD	12/9/18	53-46	W	17-52	.327	3-18	.167	16-23	.696	18	24	42	40.6	13	9	19	0	7	53	59.9	
BRAD	12/14/18	60-80	L	23-56	.411	3-13	.231	11-11	1.000	8	29	37	40.2	17	12	16	1	3	60	59.9	
at Montana State	12/16/18	56-59	L	22-51	.431	6-13	.462	6-8	.750	10	23	33	39.5	19	10	20	2	3	56	59.5	
at UNI	12/21/18	50-79	L	20-61	.328	2-18	.111	8-15	.533	12	22	34	39.1	13	4	18	1	12	50	58.8	
DENVER	12/28/18	68-95	L	21-59	.356	9-18	.500	17-22	.773	12	23	35	38.8	18	11	18	3	4	68	59.5	
ORAL ROBERTS	12/30/18	56-71	L	20-52	.385	4-15	.267	12-16	.750	12	21	33	38.4	15	12	19	0	8	56	59.2	
NO DAKOTA ST	1/6/19	78-61	W	25-56	.446	10-22	.455	18-19	.947	13	25	38	38.3	12	13	11	2	8	78	60.5	
at North Dakota	01/09/19	57-68	L	19-52	.365	3-17	.176	16-23	.696	9	27	36	38.2	15	8	16	3	7	57	60.2	
at Western Illinois	1/16/19	70-78	L	26-63	.413	10-31	.323	8-14	.571	13	27	40	38.3	22	14	22	6	14	70	60.8	
Omaha		1034		376-964	.390	92-306	.301	190-273	.696	204	447	651	38.3	241	204	280	48	126	1034	60.8	
Opponents		1093		410-1027	.399	128-409	.313	145-219	.662	204	414	618	36.4	257	270	251	79	167	1093	64.3	

Games played: 17

Points/game: 60.8

FG Pct: 39.0

3FG Pct: 30.1

FT Pct: 69.6

Rebounds/game: 38.3

Assists/game: 12.0

Turnovers/game: 16.5

Assist/turnover ratio: 0.7

Steals/game: 7.4

Blocks/game: 2.8

2018-19 GAME BY GAME COMPARISON

Opponent	1st	2nd	Score	Mar	Total FG	FG Pct	3-Pointers	3FG Pct	Free Throws	FT Pct	Rebounds	Assist	T/Over	Block	Steal	Fouls
USC UPSTATE	49/21	47/48	96-69	+27	35-71/25-67	.493/.373	4-19/9-30	.211/.300	22-30/10-15	.733/.667	56/25 +31	14/12	16/17	6/5	9/11	15/21
Kansas State	30/22	16/39	46-61	(15)	18-57/21-57	.316/.368	4-11/4-23	.364/.174	6-10/15-22	.600/.682	37/43 (6)	8/11	19/15	2/8	8/10	18/15
CSUN	23/31	29/33	52-64	(12)	18-60/25-55	.300/.455	8-30/9-16	.267/.563	8-10/5-13	.800/.385	37/36 +1	17/16	17/16	6/5	9/11	10/12
Campbell	27/26	25/39	52-65	(13)	17-48/23-61	.354/.377	4-7/8-27	.571/.296	14-21/11-16	.667/.688	32/44 (12)	9/16	14/13	4/2	5/3	18/16
FAMU	24/20	33/30	57-50	+7	18-56/20-54	.321/.370	7-23/4-16	.304/.250	14-24/6-12	.583/.500	40/42 (2)	16/10	11/17	3/4	10/5	12/20
Detroit Mercy	17/24	34/18	51-42	+9	20-39/17-59	.513/.288	7-16/6-21	.438/.286	4-10/2-4	.400/.500	35/28 +7	16/9	23/13	4/3	2/16	6/13
GRACELAND	38/25	43/14	81-39	+42	35-72/17-51	.486/.333	4-19/5-21	.211/.238	7-8/0-2	.875/.000	43/27 +16	18/12	8/23	3/7	13/4	6/6
Creighton	26/30	25/36	51-66	(15)	22-59/24-66	.373/.364	4-16/14-44	.250/.318	3-9/4-5	.333/.800	43/40 +3	13/24	13/9	2/10	4/7	12/17
CSU BAKERSFIELD	21/25	32/21	53-46	+7	17-52/18-52	.327/.346	3-18/2-8	.167/.250	16-23/8-14	.696/.571	42/32 +10	9/8	19/17	0/4	7/12	13/24
BRAD	28/38	32/42	60-80	(20)	23-56/30-66	.411/.455	3-13/9-23	.231/.391	11-11/11-15	1000/.733	37/34 +3	12/20	16/8	1/4	3/12	17/11
Montana State	30/23	26/36	56-59	(3)	22-51/22-59	.431/.373	6-13/6-30	.462/.200	6-8/9-15	.750/.600	33/36 (3)	10/16	20/11	2/3	3/14	19/12
UNI	20/34	30/45	50-79	(29)	20-61/32-66	.328/.485	2-18/8-27	.111/.296	8-15/7-9	.533/.778	34/45 (11)	4/23	18/21	1/6	12/10	13/11
DENVER	30/44	38/51	68-95	(27)	21-59/33-71	.356/.465	9-18/14-32	.500/.438	17-22/15-17	.773/.882	35/42 (7)	11/20	18/12	3/4	4/10	18/19
ORAL ROBERTS	32/30	24/41	56-71	(15)	20-52/24-49	.385/.490	4-15/10-27	.267/.370	12-16/13-18	.750/.722	33/29 +4	12/18	19/14	0/5	8/14	15/19
NO DAKOTA ST	33/27	45/34	78-61	+17	25-56/26-67	.446/.388	10-22/5-24	.455/.208	18-19/4-7	.947/.571	38/33 +5	13/16	11/12	2/3	8/8	12/13
North Dakota	22/31	35/37	57-68	(11)	19-52/27-66	.365/.409	3-17/6-13	.176/.462	16-23/8-13	.696/.615	36/43 (7)	8/21	16/15	3/6	7/7	15/18
Western Illinois	32/40	38/38	70-78	(8)	26-63/26-61	.413/.426	10-31/9-27	.323/.333	8-14/17-22	.571/.773	40/39 +1	14/18	22/18	6/0	14/13	22/10

2018-19 ROSTER

#0 JULIANA CHAGAS 5-6 JUNIOR GUARD SANTA ANDRE, BRAZIL (COLEGIO SINGULAR/BARTON COUNTY CC)



Barton County CC: Two-year letterwinner at Barton County Community College under coach Alan Clark...averaged 9.5 points, 3.6 rebounds and 3.1 assists in 2017-18 for the Cougars...shot 50.4 percent from the field, 64 percent from 3-point range and 76 percent at the free throw line.

Personal: Born Jan. 10 in Marilia, Brazil... daughter of Carlos Jose de Oliveira Chagas and Andrea Aparecida Goncalves Chagas... has one sister, Ana Flavia... played club basketball for Santo Andre/APABA under coach Luana Roseman...planning to major in criminal justice.

2018-19 AVERAGES

GP-GS	Min/G	FG%	3PT%	FT%	Reb/G	Ast/G	Stl	Blk	Pts/G
6-0	10.8	.375	.000	.000	1.5	1.7	2	0	2.0

SEASON HIGHS

Points: 12, vs. Graceland (12/2/18)
Rebounds: 4, vs. Graceland (12/2/18)
Assists: 3, (2x) last vs. Graceland (12/2/18)
Steals: 1, (2x) last vs. Graceland (12/2/18)
Blocks: --
Minutes: 19, vs. Graceland (12/2/18)

CAREER AVERAGES

GP-GS	Min/G	FG%	3PT%	FT%	Reb/G	Ast/G	Stl	Blk	Pts/G
6-0	10.8	.375	.000	.000	1.5	1.7	2	0	2.0

CAREER HIGHS

Points: Same
Rebounds: Same
Assists: Same
Steals: Same
Blocks: Same
Minutes: Same

#1 KALEN PHILLIPS 5-9 SENIOR GUARD ELLISVILLE, MISS. (SOUTH JONES)



As a Junior (2017-18): Appeared in all 28 games with 12 starts...made her first career start vs. Denver (Jan. 18, 2018)...played a career-best 32 minutes versus Fort Wayne (Feb. 14, 2018)...scored a career-high 14 points against Denver (Jan. 18, 2018)...also snagged a season-best three steals against Peru State (Jan. 29, 2018)...

As a Sophomore (2016-17): Appeared in 11 games, averaging 1.4 points, 0.8 rebounds and 0.3 assists per game...scored a season-high six points against Lincoln University on Dec. 1, 2016...dished out two assists against York on Jan. 1, 2017...

As a Freshman (2015-16): Appeared in 17 games, averaging 2.5 points, 1.0 rebounds, 0.2 assists, and 0.6 steals per game...scored a season high nine points twice against Waldorf (Nov. 24) and Utah Valley (Dec. 22)...grabbed a season-best six rebounds and had five steals against Waldorf (Nov. 24)...

South Jones High School: Averaged 19.0 points, 7.6 assists, 5.4 rebounds, 4.9 steals, and 2.0 blocks per game as a senior...led her high school team to two Region 5-5A championship games...selected to play in the Mississippi/Alabama All-Star Game...three time South Jones Academic Award winner...also lettered in softball at South Jones High School...played AAU for South Mississippi Elite...ranked a 3-star recruit on ESPN...**Personal:** Born Nov. 22 in Laurel, Miss... daughter of Jason Phillips and Nundra Jones... has two sisters, Madison and Mackenzie...majoring in physical education.

2018-19 AVERAGES

GP-GS	Min/G	FG%	3PT%	FT%	Reb/G	Ast/G	Stl	Blk	Pts/G
16-0	16.8	.437	.475	.870	2.3	0.4	12	0	6.3

SEASON HIGHS

Points: 25 at Western Illinois (1/16/19)
Rebounds: 7, vs. USC Upstate (11/19/18)
Assists: 2, at Montana State (12/16/18)
Steals: 3, (2x) last at Northern Iowa (12/21/18)
Blocks: --
Minutes: 25, at Northern Iowa (12/30/18)

CAREER AVERAGES

GP-GS	Min/G	FG%	3PT%	FT%	Reb/G	Ast	Stl	Blk	Pts/G
72-12	12.8	.368	.330	.779	1.9	45	47	4	3.6

CAREER HIGHS

Points: same
Rebounds: Same
Assists: 4, ORAL ROBERTS (12/30/17)
Steals: 3, (4x) last at Northern Iowa (12/21/18)
Blocks: 1, (4x) last vs. Western Illinois (3/4/18)
Minutes: 32, PURDUE FORT WAYNE (2/11/18)

#2 RAYANNA CARTER 5-7 JUNIOR GUARD CEDAR PARK, TEXAS (LEANDER/UTAMCC/BLINN COLLEGE)



Blinn College (2017-18): Played one season for coach Jeff Jenkins...earned NJCAA Region XIV Honorable Mention recognition, averaging 9.8 points and 3.0 assists per game.

Texas A&M – Corpus Christi (2016-17): Appeared in 10 games for the Islanders...averaged 0.5 points, 0.5 rebounds and 0.2 assists per game. Leander High School: Lettered four year and was a three-time all-district honoree...named a Texas Girls Coaches Association All-State player and Legacy All-Star.

Personal: Born Nov. 26 in Austin, Texas... daughter of Raquel and Roderick Carter... has two brothers, Roderick Jr. and Rashad... planning to major in Kinesiology.

2018-19 AVERAGES

GP-GS	Min/G	FG%	3PT%	FT%	Reb/G	Ast/G	Stl	Blk	Pts/G
17-17	26.7	.407	.400	.806	2.5	1.9	19	0	10.1

SEASON HIGHS

Points: 19, vs. Oral Roberts (12/30/18)
Rebounds: 6, vs. CSUN (11/16/18)
Assists: 5, vs. Florida A&M (11/25/18)
Steals: 3, vs. Graceland (12/2/18)
Blocks: --
Minutes: 39, vs. Oral Roberts (12/30/18)

CAREER AVERAGES

GP-GS	Min/G	FG%	3PT%	FT%	Reb/G	Ast/G	Stl	Blk	Pts/G
17-17	26.7	.407	.400	.806	2.5	1.9	19	0	10.1

CAREER HIGHS

Points: Same
Rebounds: Same
Assists: Same
Steals: Same
Blocks: Same
Minutes: Same

#5 ELENA PILAKOUTA

6-3

FRESHMAN

CENTER

NICOSIA, CYPRUS (KYKKOS B)



Prior to Omaha: A two-time Cyprus women's basketball player of the year...represented Cyprus in several high-level international competitions...played for the U16 and U18 Cyprus national teams...led her country to the 2017 FIBA U18 Women's European Division C championship last summer, averaging 12.0 points, 8.5 rebounds and 3.0 assists per contest in the tournament...a four-time Cyprus national champion and a part of two Cyprus Cup championship teams...**Personal:** Born Sept. 5 in Nicosia, Cyprus.

2018-19 AVERAGES

GP-GS	Min/G	FG%	3PT%	FT%	Reb/G	Ast/G	Stl	Blk	Pts/G
16-16	23.9	.469	.000	.583	6.3	1.8	13	18	9.4

SEASON HIGHS

Points: 14, vs. Bradley (12/14/18)
Rebounds: 11, at Detroit Mercy (11/29/18)
Assists: 4, (2x) last at Detroit Mercy (11/29/18)
Steals: 3, vs. Oral Roberts (12/30/18)
Blocks: 4, (2x) last at Western Illinois (1/16/19)
Minutes: 29, vs. Denver (12/30/18)

CAREER AVERAGES

GP-GS	Min/G	FG%	3PT%	FT%	Reb/G	Ast/G	Stl	Blk	Pts/G
16-16	23.9	.469	.000	.583	6.3	1.8	13	18	9.4

CAREER HIGHS

Points: Same
Rebounds: Same
Assists: Same
Steals: Same
Blocks: Same
Minutes: Same

#11 CLAIRE KILLIAN

5-10

SOPHOMORE

GUARD

WATERTOWN, MINN. (WATERTOWN-MAYER)



Honors and Awards: Summit League Academic Honor Roll (2017-18)...**As a Freshman (2107-18):** Appeared in all 28 games for the Mavericks, earning a start in 16 games...played a season-high 35 minutes on Nov. 19 versus Florida A&M...set season-bests in points (17) and steals (four) against CSUN (Dec. 20, 2017)...snagged eight boards against College of Saint Mary (Dec. 3, 2017)...**Watertown-Mayer High School:** A two-time all-state and a three-time all-conference performer...averaged 19.2 points per game and 6.4 rebounds per game in her junior season...played AAU ball for Coach Mike Durbin of the Minnesota Comets program.

Personal: Born November 1998...daughter of Joanne and Shawn Killian...has one brother, Cameron, and one sister, Carly...is undecided on a major.

2018-19 AVERAGES

GP-GS	Min/G	FG%	3PT%	FT%	Reb/G	Ast/G	Stl	Blk	Pts/G
17-17	27.2	.330	.245	.650	3.5	1.6	26	5	9.9

SEASON HIGHS

Points: 21, vs. Oral Roberts (12/30/18)
Rebounds: 10, at Creighton (12/5/18)
Assists: 3, (4x) last vs. Oral Roberts (12/30/18)
Steals: 3, (2x) last vs. North Dakota State (1/6/19)
Blocks: 2, (2x) last vs. Florida A&M (11/25/18)
Minutes: 34, at Montana State (12/16/18)

CAREER AVERAGES

GP-GS	Min/G	FG%	3PT%	FT%	Reb/G	Ast	Stl	Blk	Pts/G
45-33	25.0	.376	.249	.698	3.1	59	64	11	9.0

CAREER HIGHS

Points: Same
Rebounds: Same
Assists: 6, vs. College of Saint Mary (12/3/17)
Steals: 4, at CSUN (12/20/17)
Blocks: Same
Minutes: 35, vs. Florida A&M (11/19/17)

#13 KYLEE COULTER

5-9

RS-FRESHMAN

GUARD

FAYETTEVILLE, ARK. (FAYETTEVILLE)



As a Freshman (2017-18): Redshirted...**Fayetteville High School:** An all-conference selection, Coulter averaged 11 points per game while shooting 50% from the field as well as totaling six assists per game during her junior season...helped her team to the 2015 Arkansas 7A State Championship...played AAU for Coach Lee Shannon and the Arkansas Banshees program.

Personal: Born February 1998...daughter of Casey Coulter and Kara Crone...her father played college football at Arkansas Tech...has three sisters, Carsyn, Connley and Lily, and three brothers, Blake, Kolson and Trey...is undecided about a major.

2018-19 AVERAGES

GP-GS	Min/G	FG%	3PT%	FT%	Reb/G	Ast/G	Stl	Blk	Pts/G
15-0	10.4	.378	.321	.000	1.3	0.6	7	1	2.5

SEASON HIGHS

Points: 9, vs. Western Illinois (1/16/19)
Rebounds: 3, vs. North Dakota State (1/6/19)
Assists: 3, vs. CSUN (11/16/18)
Steals: 2, vs. Graceland (12/2/18)
Blocks: 1, vs. CSUN (11/16/18)
Minutes: 19, at Western Illinois (1/16/19)

CAREER AVERAGES

GP-GS	Min/G	FG%	3PT%	FT%	Reb/G	Ast/G	Stl	Blk	Pts/G
15-0	10.4	.378	.321	.000	1.3	0.6	7	1	2.5

CAREER HIGHS

Points: Same
Rebounds: Same
Assists: Same
Steals: Same
Blocks: Same
Minutes: Same

#20 EMILY PETERSEN

5-10

SOPHOMORE

GUARD

OMAHA, NEB. (CONCORDIA JR./SR. /BELLEVUE WEST)



Honors and Awards: Summit League Academic Honor Roll (2017-18)...**As a Freshman (2017-18):** Appeared in 27 games...played a season-high 28 minutes against Western Illinois (Feb. 7, 2018)...scored a career-best 17 points, including five 3-pointers, in the game against Western Illinois...**Prior to Omaha:** Played her senior season at Bellevue West High School and played her first three years of high school at Omaha Concordia... averaged 14.4 points, 2.7 assists and 3.6 steals over two seasons and earned all-state honors during her Freshman and Sophomore years at Concordia High School... played AAU ball for Coach Jon Lewis of the Moka Eclipse program.

Personal: Born April 1998 in Omaha...daughter of Mark and Kathy Petersen...has a brother, Ethan...has not declared a major.

2018-19 AVERAGES

GP-GS	Min/G	FG%	3PT%	FT%	Reb/G	Ast/G	Stl	Blk	Pts/G
--	--	--	--	--	--	--	--	--	--

SEASON HIGHS

Points: --
Rebounds: --
Assists: --
Steals: --
Blocks: --
Minutes: --

CAREER AVERAGES

GP-GS	Min/G	FG%	3PT%	FT%	Reb/G	Ast/G	Stl	Blk	Pts/G
27-0	10.3	.262	.266	1.000	0.7	0.5	5	6	3.1

CAREER HIGHS

Points: 17, at Western Illinois (2/7/18)
Rebounds: 3, (2x) last vs. South Dakota (2/14/18)
Assists: 3, (2x) last vs. South Dakota (2/14/18)
Steals: 1, (5x) last at Oral Roberts (2/21/18)
Blocks: 2, vs. Western Illinois (1/13/18)
Minutes: 28, at Western Illinois (2/7/18)


#21 ALICIA MOUNTAIN

5-8

SENIOR

GUARD

ELKHORN, NEB. (ELKHORN/IOWA WESTERN)



Honors and Awards: Summit League Academic Honor Roll (2017-18)...**As a Junior (2017-18):** Appeared in 25 games with 10 starts in her first season with the Mavericks...played a season-high 34 minutes against Peru State (Jan. 29, 2018) and Western Illinois (March 4, 2018)...earned her first UNO start against North Dakota State (Jan. 24, 2018) and scored a career-best 12 points...set a career-high with eight boards vs. Western Illinois (Feb. 7, 2018)...dished out seven assists against Peru State...**Iowa Western Community College:** Averaged 8.9 points, 3.3 rebounds and 1.8 assists per contest as a sophomore...garnered First Team All-Region for the Reivers.

At Elkhorn High School: Averaged 13.0 points and 5.6 rebounds per game and was named to Class B Second Team All-State.

2018-19 AVERAGES

GP-GS	Min/G	FG%	3PT%	FT%	Reb/G	Ast/G	Stl	Blk	Pts/G
13-0	9.5	.333	.000	1.000	0.8	0.8	6	0	0.8

SEASON HIGHS

Points: 4, vs. Graceland (12/2/18)
Rebounds: 5, vs. Graceland (12/2/18)
Assists: 4, at Western Illinois (1/16/19)
Steals: 4, at Western Illinois (1/16/19)
Blocks: --
Minutes: 23, at Montana State (12/16/18)

CAREER AVERAGES

GP-GS	Min/G	FG%	3PT%	FT%	Reb/G	Ast	Stl	Blk	Pts/G
38-10	14.4	.329	.190	.842	1.6	44	24	3	2.0

CAREER HIGHS

Points: 12, vs. North Dakota State (1/24/18)
Rebounds: 8, at Western Illinois (2/7/18)
Assists: 7, vs. Peru State (1/29/18)
Steals: 4, at Western Illinois (1/16/19)
Blocks: 1, (3x) last vs. Western Illinois (3/4/18)
Minutes: 34, (2x) last vs. Western Illinois (3/4/18)

#25 JOSIE FILER

6-0

FRESHMAN

FORWARD

DES MOINES, IOWA (DOWLING)



Before Omaha: A four-year letter winner for coach Kristen Meyer at Dowling Catholic High School...as a junior, averaged 12.3 points, 9.2 rebounds and 1.5 assists per game while helping her team to a 19-5 record and a state tournament appearance...earned first team all-conference and all-region plaudits...set a Maroons' school-record with 25 rebounds in a game...played travel basketball for the All-Iowa Attack under head coach Dickson Jensen...

Personal: Born April 3...daughter of Gigi and Rodney Filer...has one brother, Jackson...plans to major in nursing.

2018-19 AVERAGES

GP-GS	Min/G	FG%	3PT%	FT%	Reb/G	Ast/G	Stl	Blk	Pts/G
17-17	25.8	.388	.192	.744	7.6	1.3	14	7	6.7

SEASON HIGHS

Points: 15, at Montana State (12/16/18)
Rebounds: 14, vs. Florida A&M (11/25/18)
Assists: 4, vs. Florida A&M (11/25/18)
Steals: 3, (2x) last at Northern Iowa (12/21/18)
Blocks: 2, vs. CSUN (11/16/18)
Minutes: 34, vs. CSU Bakersfield (12/9/18)

CAREER AVERAGES

GP-GS	Min/G	FG%	3PT%	FT%	Reb/G	Ast/G	Stl	Blk	Pts/G
17-17	25.8	.388	.192	.744	7.6	1.3	14	7	6.7

CAREER HIGHS

Points: Same
Rebounds: Same
Assists: Same
Steals: Same
Blocks: Same
Minutes: Same

#33 ROMEKIA WALLACE **6-0** **SENIOR** **FORWARD** **ST. LOUIS, MO. (CARDINAL RITTER/MOBERLY AREA CC)**


As a Junior (2017-18): Appeared in 27 games for the Mavericks this season racking up a season-high 15 minutes versus Denver on Jan. 18, a game where she also recorded two assists. . . .grabbed a season-best eight rebounds on Dec. 10 vs. Creighton...**Moberly Area Community College:** Played two seasons at Moberly Area Community College. . . .averaged 11.1 points, 10.2 rebounds, 1.6 assists and 1.5 steals during her two-year career. . . .played in the NJCAA All-Star Weekend and earned WBCA Junior/Community College Coaches' All-America Honorable Mention honors in 2016. . . .is a two-time NJCAA Division I All-Region honoree.

Cardinal Ritter High School: Averaged 10.9 points and 13.6 rebounds per game. . . .led the Lions to the Missouri High School Class 3 finals as a senior.

2018-19 AVERAGES

GP-GS	Min/G	FG%	3PT%	FT%	Reb/G	Ast/G	Stl	Blk	Pts/G
17-1	10.7	.342	.000	.462	3.3	0.4	4	3	1.9

SEASON HIGHS

Points: 10, vs. USC Upstate (11/9/18)
Rebounds: 7, at Montana State (12/16/18)
Assists: 2, at Montana State (12/16/18)
Steals: 1, (4x) last vs. Bradley (12/14/18)
Blocks: 1, (3x) last at Northern Iowa (12/21/18)
Minutes: 21, at Northern Iowa (12/21/18)

CAREER AVERAGES

GP-GS	Min/G	FG%	3PT%	FT%	Reb/G	Ast	Stl	Blk	Pts/G
44-1	8.7	.378	.000	.568	2.8	11	11	7	1.9

CAREER HIGHS

Points: Same
Rebounds: 8, vs. Creighton (12/10/17)
Assists: 2, vs. Denver (1/18/18)
Steals: 1, (10x) last vs. BRADLEY
Blocks: 1, (7x) last at Northern Iowa (12/21/18)
Minutes: Same

#35 MARIAH MURDIE **6-3** **FRESHMAN** **CENTER** **MERIDEN, KAN. (JEFFERSON WEST)**


Prior to Omaha: A four-year letter winner and starter for coach John Malloy at Jefferson West High School. . . .as a junior, averaged 10.4 points, 9.4 rebounds, 2.0 steals and 3.2 blocks per game while helping her team to a 20-5 record, a league title and a second-place finish at state. . . .earned First Team All-State accolades. . . .as a sophomore, earned All-State Honorable Mention while averaging 11.0 points, 8.4 rebounds and 3.9 blocks per contest. . . .also is a four-time volleyball and three-time track letterwinner. . . .was an All-State performer in volleyball as a junior. . . .placed third in the long jump as a sophomore at the Kansas State Track Meet. . . .played travel basketball for Ohlde Elite 2018 for coach Nicole Ohlde-Johnson and club volleyball for the Topeka Saints...**Personal:** Born May 2 in Manhattan, Kan. . . .parents are Laurel and Steve Murdie.

2018-19 AVERAGES

GP-GS	Min/G	FG%	3PT%	FT%	Reb/G	Ast/G	Stl	Blk	Pts/G
17-0	17.2	.424	.316	.630	4.5	0.8	8	12	6.3

SEASON HIGHS


Points: 16, at Northern Iowa (12/21/18)
Rebounds: 9, at Western Illinois (1/16/19)
Assists: 3, USC UPSTATE (11/9/18)
Steals: 2, vs. Campbell (11/23/18)
Blocks: 2, (4x) last at Western Illinois (1/16/19)
Minutes: 24, at Northern Iowa (12/21/18)

CAREER AVERAGES

GP-GS	Min/G	FG%	3PT%	FT%	Reb/G	Ast/G	Stl	Blk	Pts/G
17-0	17.2	.424	.316	.630	4.5	0.8	8	12	6.3

CAREER HIGHS

Points: Same
Rebounds: Same
Assists: Same
Steals: Same
Blocks: Same
Minutes: Same

#40 JAY BRIDGEMAN **6-1** **JUNIOR** **FORWARD** **OMAHA, NEB. (WESTSIDE)**


Honors and Awards: Summit League Academic Honor Roll (2017-18)...**As a Sophomore (2017-18):** Appeared in 12 games with two starts...tallied a season-high eight rebounds in 29 minutes on Dec. 18 at CSU Bakersfield. . . .scored a season-best 14 points vs. Creighton on eight field goal attempts, while also blocking two shots...missed the final 18 games due to injury...**As a Redshirt Freshman (2016-17):** Appeared in 30 games. . . .averaged 3.6 points and 2.3 rebounds per game. . . .made her collegiate debut at Colorado State scoring six points in 12 minutes of action. . . .scored in double figures three times, including a season-high 11 at Creighton (12/7/16) and vs. York (1/1/17). . . .grabbed a season-high seven rebounds vs. Western Illinois on Jan. 11, 2017. . . .had three steals vs. York...**As a Freshman (2015-16):** Redshirt season...**Westside High School:** Averaged 15.2 points and 7.5 rebounds per game, while hitting 54 percent of her field goal attempts and 65 percent of her free throws during her senior season. . . .blocked 42 shots. . . .led the Warriors to the Nebraska Class A state title with a 24-4 record. . . .named captain of the Nebraska All-State Basketball team. . . .earned first team all-metro and all-state honors during her senior year. . . .earned first team all-metro and all-state during her junior season. . . .earned first team all-metro honors as a freshman and sophomore...**Personal:** Born June 3 in Omaha. . . .daughter of James and Patricia Bridgeman. . . .majoring in journalism and media communication.

2018-19 AVERAGES

GP-GS	Min/G	FG%	3PT%	FT%	Reb/G	Ast/G	Stl	Blk	Pts/G
--	--	--	--	--	--	--	--	--	--

SEASON HIGHS

Points: --
Rebounds: --
Assists: --
Steals: --
Blocks: --
Minutes: --

CAREER AVERAGES

GP-GS	Min/G	FG%	3PT%	FT%	Reb/G	Ast/G	Stl	Blk	Pts/G
42-2	11.5	.530	.500	.493	2.8	0.4	18	12	4.5

CAREER HIGHS

Points: 14, CREIGHTON (12/10/17)
Rebounds: 8, (2x) last at CSU Bakersfield (12/18/17)
Assists: 4, FLORIDA A&M (11/19/17)
Steals: 3, YORK (1/1/17)
Blocks: 2, CREIGHTON (12/10/17)
Minutes: 29, at CSU Bakersfield (12/18/17)

#42 SOPHIE JOHNSTON

5-10

FRESHMAN

GUARD

GOLD COAST, AUSTRALIA (HILLCREST CHRISTIAN COLLEGE)



Hill Crest Christian College: Attended Hill Crest Christian College. . . played for the Gold Coast Waves under coach Cassie Dover. . . averaged 19 points, 10 rebounds and five assists while serving as team captain.

Personal: Born Feb. 25 in Gold Coast, Australia. . . daughter of David and Jo Johnston. . . has one sister, Phoebe, and one brother, Jack. . . her father played professional Australian Rules Football for Essendon and Fitzroy. . . planning to major in Early Childhood Education.

2018-19 AVERAGES

GP-GS	Min/G	FG%	3PT%	FT%	Reb/G	Ast/G	Stl	Blk	Pts/G
17-17	25.5	.368	.306	.706	2.7	1.8	11	2	5.7

SEASON HIGHS

Points: 11, (2x) last CSUN (11/16/18)
Rebounds: 6, USC UPSTATE (11/9/18)
Assists: 4, (2x) last vs. BRADLEY (12/14/18)
Steals: 3, at Northern Iowa (12/21/18)
Blocks: 1, USC UPSTATE (11/9/18)
Minutes: 34, vs. ORAL ROBERTS (12/30/18)

CAREER AVERAGES

GP-GS	Min/G	FG%	3PT%	FT%	Reb/G	Ast/G	Stl	Blk	Pts/G
17-17	25.5	.368	.306	.706	2.7	1.8	11	2	5.7

CAREER HIGHS

Points: Same
Rebounds: Same
Assists: Same
Steals: Same
Blocks: Same
Minutes: Same

2018-19 PHOTO ROSTER




JULIANA CHAGAS
G • Jr. • 5-6
Santo Andre, Sao Paulo, Brazil



KALEN PHILLIPS
G • Sr. • 5-9
Ellisville, Miss.



RAYANNA CARTER
G • Jr. • 5-7
Cedar Park, Texas



ELENA PILAKOUTA
C • Fr. • 6-3
Nicosia, Cyprus



CLAIRE KILLIAN
G • So. • 5-10
Watertown, Minn.



KYLEE COULTER
G • RFr. • 5-9
Fayetteville, Ark.



EMILY PETERSEN
G • So. • 5-10
Omaha, Neb.



ALICIA MOUNTAIN
G • Sr. • 5-8
Elkhorn, Neb.



JOSIE FILER
F • Fr. • 6-0
Des Moines, Iowa



ROMEKIA WALLACE
F • Sr. • 6-0
St. Louis, Mo.



MARIAH MURDIE
C • Fr. • 6-3
Meriden, Kan.



JAY BRIDGEMAN
F • Jr. • 6-1
Omaha, Neb.



SOPHIE JOHNSTON
G • Fr. • 5-10
Queensland, Australia



BRITTANY LANGE
Head Coach
6th Year



RODNEY ROGAN
Assistant Coach
6th Year



JANET BUTLER
Assistant Coach
1st Year



JOSH KEISTER
Assistant Coach
1st Year



EMILY WACKER
Dir. of Operations
1st Year