



N.C. A&T STATE UNIVERSITY WOMEN'S BASKETBALL

N.C. A&T State University Athletic Communications

Women's Basketball Contact: Jason Pompey jjpompey@ncat.edu o: (336) 285-3609 c: (646) 643-8510

N.C. A&T'S LEADING SCORERS

| No. Player | GP | GS | MPG | RPG | APG | PPG |
|--------------------|----|----|------|-----|-----|------|
| 12 C'Coriea Foy | 10 | 10 | 27.9 | 3.4 | 3.4 | 13.7 |
| 21 Kala Green | 10 | 6 | 29.8 | 2.7 | 2.8 | 12.4 |
| 3 Cinia McCray | 10 | 9 | 26.2 | 3.3 | 1.4 | 8.9 |
| 15 Alexis Lessears | 10 | 7 | 19.5 | 9.6 | 0.5 | 7.2 |

2017-18 Schedule/Results

| DATE | OPPONENT | TIME/RESULT |
|---------|----------------------|-------------|
| Nov. 10 | Georgia Southern | W, 60-49 |
| Nov. 13 | Elon | L, 59-90 |
| Nov. 16 | at Auburn | L, 53-63 |
| Nov. 21 | Appalachian State | W, 81-56 |
| Nov. 25 | vs. Duquesne | L, 60-73 |
| Nov. 26 | vs. Harvard | L, 60-64 |
| Nov. 30 | at UT Martin | L, 63-76 |
| Dec. 11 | St. Augustine's | W, 94-42 |
| Dec. 14 | Georgia | L, 63-73 |
| Dec. 19 | Western Carolina | W 68-59 |
| Dec. 28 | at Ohio | 8 pm |
| Jan. 2 | St. Andrews | 5:30 pm |
| Jan. 6 | Norfolk State* | 2 pm |
| Jan. 8 | at Delaware State* | 5:30 pm |
| Jan. 13 | Morgan State* | 2 pm |
| Jan. 15 | Coppin State* | 5:30 pm |
| Jan. 20 | at MD Eastern Shore* | 2 pm |
| Jan. 22 | at Howard* | 6 pm |
| Jan. 27 | NC Central* | 2 pm |
| Feb. 3 | Hampton* | 5:30 pm |
| Feb. 5 | Delaware State* | 5:30 pm |
| Feb. 10 | at SC State* | 2 pm |
| Feb. 12 | at Savannah State* | 6 pm |
| Feb. 17 | Howard* | 5:30 pm |
| Feb. 19 | MD Eastern Shore* | 5:30 pm |
| Feb. 24 | at Florida A&M* | 2 pm |
| Feb. 26 | at Bethune-Cookman* | 5:30 pm |

*-MEAC Game

N.C. A&T (4-6) at OHIO (5-5)

Thursday, Dec. 28, 2017— 8:00 p.m. (ET)

Athens, Ohio (Convocation Center)

GAME INFORMATION

| | |
|--------------|--------------------|
| Venue: | Convocation Center |
| Tipoff Time: | 8:00 pm (ET) |
| Video: | N/A |
| Radio: | N/A |
| Stats: | N/A |



AT



4-6

5-5

AGGIES OVERVIEW

The Aggies have just two non-conference games remaining before they open MEAC play against Norfolk State on Saturday, Jan. 6. North Carolina A&T (4-6) plays at Ohio (5-5) on Thursday evening (8 p.m. ET) before hosting St. Andrews in the Corbett Sports Center on Tuesday, Jan. 2. The Aggies improved to 4-2 at home with a 68-59 victory over Western Carolina in their last game on Dec. 19. C'Coriea Foy scored 18 points, to go along with five rebounds and six assists in the win while Le'on Hill grabbed a career-high 16 rebounds. Two Aggies are averaging double-digit scoring led by Foy's 13.7 points followed by Kala Green's 12.4 points. Alexis Lessears leads the team in rebounding at 9.6 while Foy is tops in both assists (3.4) and stelas (2.8).

OHIO OVERVIEW

Ohio (5-5) has dropped four of its last five games including two defeats at the West Palm Invitational by Furman (70-68) and Virginia (77-59) before the holiday break. Under the direction of fifth year head coach Bob Boldon, Ohio went 22-10 last season with a 12-6 finish in the MAC. The Bobcats currently are first in the MAC in steals (14.6), 3-point field goal attempts (320), turnover margin (13.00), turnovers forced (25.40) and turnovers per game (12.4). Cierra Hooks ranks second in the MAC in steals (3.2) and 25th in the nation while Dominique Doseck is sixth in steals (2.8), third in 3-point field goals attempts (77) and ninth in 3-point field goals per game (2.20). Taylor Agler leads the Bobcats in assists (4.5) ranking ninth in their conference and fourth in assists turnover ratio (2.14).

AGGIES VERSUS BOBCATS

This will be the second meeting in the all-time series between N.C. A&T and Ohio. The Aggies lead the series 1-0 with a 63-57 decision last season on Dec. 28 in the Corbett Sports Center.

LAST TIME OUT

C'Coriea Foy finished with a team-high 18 points, six assists and five rebounds, Kala Green had 17 points and four assists and Jada Scaife posted 11 points and nine rebounds in the Aggies 68-59 win over West Carolina on Education Day. The Aggies led from tip to finish and saw their lead increase to as many as 20 during the game.

UP NEXT

N.C. A&T takes on Saint Andrews in the Corbett Sports Center in their final non-conference matchup of the season on Tuesday, Jan. 2, 2018 at 5:30 p.m.

NEWS & NOTES

- N.C. A&T is a perfect 4-0 when leading with five minutes remaining this season.
- Nationally, the Aggies are ranked fifth in offensive rebounds (18.0), ninth in turnovers forced (23.38), 24th in turnover margin (6.00) and 35th in rebounds (43.4). They are first in the MEAC in all four categories and are ranked second in assist turnover ratio (0.80), assist per game (14.2), rebound margin (2.0) and scoring offense (66.1).

MEDIA INFORMATION

N.C. A&T State Athletic Communications
Moore Gymnasium
1601 E. Market Street
Greensboro, NC 27411

| | |
|----------------------------|--------------------|
| Women's Basketball Contact | Jason Pompey |
| Office Phone | (336) 285-3609 |
| Cell Phone | (646) 643-8510 |
| Fax | |
| Email | jipompey@ncat.edu |
| Website | www.ncataggies.com |

N.C. A&T QUICK FACTS

School Information

| | |
|-------------------|---------------|
| Founded | 1891 |
| Enrollment | 11,837 |
| Nickname | Aggies |
| Colors | Blue and Gold |
| Home Arena (cap.) | |

Corbett Sports Center (5,700)

| | |
|-----------------------|----------------------|
| Affiliation | NCAA Division I |
| Conference | Mid-Eastern Athletic |
| President | Dr. Harold L. Martin |
| Director of Athletics | Earl M. Hinton III |
| Athletic Dept. Phone | (336) 334-7686 |
| Ticket Office Phone | (36) 334-7794 |

Women's Basketball History

| | |
|----------------------------------|--|
| First Season | 1982 |
| All-Time Record | 496-523 |
| NCAA Tournament Appearances | |
| | 1994, 2009, 2016(3) |
| NCAA Final Four Appearances | 0 |
| NCAA Championships | 0 |
| WNIT Appearances | |
| | 2008, 2010, 2013, 2014 (4) |
| WNIT Record | 2-4 |
| MEAC Tournament Championships | |
| | 1994, 2009, 2016 (3) |
| Regular-Season Conference Titles | |
| | 1988, 1989, 1990, 2008, 2009, 2010, 2016 (7) |

Team Information

| | |
|------------------------------|-------------------------------|
| 2016-17 Record | 14-18 |
| 2016-17 MEAC Record (finish) | 8-8 (T-6th) |
| 2016-17 Home/Road/Neutral | 9-5/3-8/2-5 |
| Letterman Returning/Lost | 8/6 |
| Starters Returning/Lost | 2/3 |
| 2016-17 Final Ranking | N/A |
| Newcomers | 5 |
| Head Coach | Tarrell Robinson (6th season) |
| Robinson at N.C. A&T | 99-58 (5 yrs.) |
| Robinson Overall | same |
| Assistant Coaches | Shavon Earp (6th) |
| | Jaleesa Sams (2nd) |
| | Franklin Scott (6th) |
| | Adriana Nazario (1st) |

FOY, HILL EARN MEAC WOMEN'S BASKETBALL WEEKLY HONORS

Sophomore guard C'Coriea Foy was named MEAC Women's Basketball Co-Player of the Week while sophomore forward Le'on Hill was named Defensive Player of the Week, announced by the conference office on Tuesday, Dec. 12, 2017. This is the second straight week an Aggie was named Defensive Player of the Week (Alexus Lessears).

LESSEARS EARNS MEAC DEFENSIVE PLAYER OF THE WEEK HONORS

Sophomore center Alexus Lessears was named Mid-Eastern Athletic Conference Women's Basketball Defensive Player of the Week, announced by the conference office on Tuesday, Dec. 5, 2017. Lessears grabbed 18 rebounds and blocked five shots at UT Martin last week, both career highs, to go along with a steal. Eight of those rebounds came on the defensive end, and she also had a career-high 20 points in that contest. Over the last three games, Lessears is averaging 13.7 points with 14.7 rebounds and shooting 56-percent from the field. She has posted double-digit rebounds in each game totaling 44 with 25 coming on the offensive end to go along with six blocked shots anchoring the defense.

100th CAREER WIN

Head coach Tarrell Robinson earned his 100th career win with a 60-49 decision in the season-opener against Georgia Southern. Robinson is the winningest coach in program history with a .631-win percentage and is also the quickest coach to reach 100 career wins. He is third on the all-time wins list behind Tim Abney (191) and Patricia Cage-Bibbs (130).

PRESEASON PROJECTIONS

N.C. A&T was selected third in the preseason MEAC poll, announced on Oct. 25. Sophomore center Alexus Lessears was the lone Aggie to make the conference preseason team as she was selected to the second team. Last season, Lessears made the MEAC All-Rookie team.

YEAR SIX

Tarrell Robinson heads into his sixth season as head coach of the Aggies women's basketball program and is a win shy of his 100th career coaching victory. Prior to the last season Robinson had led the Aggies to three consecutive 20-win seasons, a conference championship and an NCAA Tournament bid. The Aggies did reach the conference tournament semifinals for the fifth straight season.

N.C. A&T WHEN ...

| RECORD BY VENUE | Overall | MEAC |
|------------------------------------|---------|------|
| Overall | 4-6 | 0-0 |
| Home (Corbett) | 4-2 | 0-0 |
| Away | 0-2 | 0-0 |
| Neutral | 0-2 | 0-0 |
| RECORD BY HALF | | |
| When leading | 3-0 | 0-0 |
| When trailing | 1-6 | 0-0 |
| When tied | 0-0 | 0-0 |
| Biggest halftime lead | 18 | 0 |
| Lowest halftime lead | 0 | 0 |
| Biggest halftime deficit | 29 | 0 |
| Lowest halftime deficit | 1 | 0 |
| MISC | | |
| Making 10+ 3-pointers | 1-0 | 0-0 |
| Leading w/5 minutes remaining | 4-0 | 0-0 |
| Games decided by 10 points or more | 3-5 | 0-0 |
| Games decided by 6-10 points | 1-0 | 0-0 |
| Games decided by 1-5 points | 0-1 | 0-0 |
| RECORD BY SCORING OFFENSE | | |
| When NCAT scores 100+ points | 0-0 | 0-0 |
| When NCAT scores 90-99 points | 1-0 | 0-0 |
| When NCAT scores 80-89 points | 1-0 | 0-0 |
| When NCAT scores 70-79 points | 0-0 | 0-0 |
| When NCAT scores 60-69 points | 2-4 | 0-0 |
| When NCAT scores 50-59 points | 0-2 | 0-0 |
| RECORD BY SCORING DEFENSE | | |
| When opponent scores 100+ points | 0-0 | 0-0 |
| When opponent scores 90-99 points | 0-1 | 0-0 |
| When opponent scores 80-89 points | 0-0 | 0-0 |
| When opponent scores 70-79 points | 0-3 | 0-0 |
| When opponent scores 60-69 points | 0-2 | 0-0 |
| When opponent scores 50-59 points | 2-0 | 0-0 |
| When opponent scores 40-49 points | 2-0 | 0-0 |
| OVERTIME RECORD | | |
| Overtime | 0-0 | 0-0 |
| FIELD GOAL PERCENTAGE | | |
| When NCAT leads in FG% | 3-0 | 0-0 |
| When Opponent leads in FG% | 1-6 | 0-0 |
| When both tie in FG% | 0-0 | 0-0 |
| 3-POINT FIELD GOAL PERCENTAGE | | |
| When NCAT leads in 3FG% | 4-1 | 0-0 |
| When Opponent leads in 3FG% | 0-5 | 0-0 |
| When both tie in 3FG% | 0-0 | 0-0 |
| FREE THROW PERCENTAGE | | |
| When NCAT leads in FT% | 3-3 | 0-0 |
| When Opponent leads in FT% | 1-3 | 0-0 |
| When both tie in FT% | 0-0 | 0-0 |
| REBOUNDING | | |
| When NCAT leads in rebounds | 4-2 | 0-0 |
| When Opponent leads in rebounds | 0-4 | 0-0 |
| When both tie in rebounds | 0-0 | 0-0 |
| ASSISTS | | |
| When NCAT leads in assists | 4-1 | 0-0 |
| When Opponent leads in assists | 1-4 | 0-0 |
| When both tie in assists | 0-1 | 0-0 |
| BLOCKS | | |
| When NCAT leads in blocks | 1-1 | 0-0 |
| When Opponent leads in blocks | 3-5 | 0-0 |
| When both tie in blocks | 0-0 | 0-0 |
| STEALS | | |
| When NCAT leads in steals | 3-1 | 0-0 |
| When Opponent leads in steals | 1-4 | 0-0 |
| When both tie in steals | 0-1 | 0-0 |
| TURNOVERS | | |
| When NCAT has more turnovers | 0-1 | 0-0 |
| When Opponent has more turnovers | 4-4 | 0-0 |
| When both tie in turnovers | 0-1 | 0-0 |
| BENCH SCORING | | |
| When NCAT bench has more points | 2-3 | 0-0 |
| When Opp. bench has more points | 1-3 | 0-0 |
| When both tie in bench points | 1-0 | 0-0 |

BY CLASS**SENIORS (3)**

Kala Green
Jade Scaife
Quenswayla Story

JUNIORS (1)

Charnise Tyler

SOPHOMORES (7)

Chrishyanah Alston
Shantell Bostick
C'Coriea Foy
Le'on Hill
Alexus Lessears
Cinia McCray
Mikaya Wilson

FRESHMEN (1)

Morgan Batie

BY STATE**DELAWARE**

Chrishyanah Alston

ILLINOIS

Cinia McCray

MARYLAND

Jade Scaife
Charnise Tyler

NORTH CAROLINA

C'Coriea Foy
Mikaya Wilson

OHIO

Shantell Bostick
Alexus Lessears

SOUTH CAROLINA

Le'on Hill

TEXAS

Kala Green

VIRGINIA

Morgan Batie
Quenswayla Story

2017-18 N.C. A&T State University Numerical Roster

| No. | Name | Pos. | Ht. | Cl. | Hometown (Previous School) |
|-----|--------------------|------|------|-------|---|
| 1 | Morgan Batie | G | 5-7 | Fr. | Richmond, Va./Richmond Christian School |
| 2 | Shantell Bostick | G | 5-7 | So. | Cleveland, Oh./East Tech |
| 3 | Cinia McCray | G | 5-9 | So. | Broadview, Ill./Proviso East |
| 5 | Mikaya Wilson | G | 5-6 | R-So. | Raleigh, N.C./Appalachian State |
| 10 | Charnise Tyler | F/C | 6-2 | Jr. | District Heights, Md./Suitland |
| 11 | Jade Scaife | F | 5-11 | Gr. | Fort Washington, Md./UNCG |
| 12 | C'Coriea Foy | G | 6-0 | R-So. | Fayetteville, N.C./Alabama |
| 15 | Alexus Lessears | C | 6-3 | So. | Cleveland, Oh./Shaw HS |
| 21 | Kala Green | G | 5-9 | Sr. | Round Rock, Texas/Round Rock |
| 22 | Le'on Hill | F | 6-2 | So. | Columbia, S.C./Keenen |
| 25 | Chrishyanah Alston | G | 5-9 | So. | New Castle, Del./Sanford |
| 30 | Quenswayla Story | F | 6-1 | Sr. | Richmond, Va./Lloyd C. Boyd |

2017-18 N.C. A&T State University Alphabetical Roster







| NO | NAME | CL. | POS | HT | Hometown/Previous School |
|----|--------------------|-----|------|-------|---|
| 25 | Chrishyanah Alston | G | 5-9 | So. | New Castle, Del./Sanford |
| 1 | Morgan Batie | G | 5-7 | Fr. | Richmond, Va./Richmond Christian School |
| 2 | Shantell Bostick | G | 5-7 | So. | Cleveland, Oh./East Tech |
| 12 | C'Coriea Foy | G | 6-0 | R-So. | Fayetteville, N.C./Alabama |
| 21 | Kala Green | G | 5-9 | Sr. | Round Rock, Texas/Round Rock |
| 22 | Le'on Hill | F | 6-2 | So. | Columbia, S.C./Keenen |
| 15 | Alexus Lessears | C | 6-3 | So. | Cleveland, Oh./Shaw HS |
| 3 | Cinia McCray | G | 5-9 | So. | Broadview, Ill./Proviso East |
| 11 | Jade Scaife | F | 5-11 | Gr. | Fort Washington, Md./UNCG |
| 30 | Quenswayla Story | F | 6-1 | Sr. | Richmond, Va./Lloyd C. Boyd |
| 10 | Charnise Tyler | F/C | 6-2 | Jr. | District Heights, Md./Suitland |
| 5 | Mikaya Wilson | G | 5-6 | R-So. | Raleigh, N.C./Appalachian State |







Coaching Staff

| | | |
|------------------|---------------------------------------|---------------|
| Tarrell Robinson | Head Coach (6th season) | N.C. A&T '01 |
| Shavon Earp | Assistant Coach (6th season) | Radford '07 |
| Franklin Scott | Assistant Coach (6th season) | Tennessee '08 |
| Jaleesa Sams | Assistant Coach (6th season) | N.C. A&T '12 |
| Adriana Nazario | Graduate Assistant Coach (1st season) | N.C. A&T '15 |

Pronunciation Guide

| | |
|------------------|---------------|
| Morgan Batie | Bay-Tee |
| Cinia McCray | Sin-Knee-uuh |
| C'Coriea Foy | C-C |
| Alexus Lessears | Leh-Sears |
| Jade Scaife | Skay-F |
| Quenswayla Story | Kwen-Sway-Lah |
| Charnise Tyler | Shar-Niece |

|  | <div>1</div> <div>MORGAN BATIE</div> <div>Freshman - Guard</div> <div>5'7</div> <div>Richmond, VA</div> <div>Richmond Christian School</div> | <div>LAST GAME: Did not play versus Western Carolina</div> <div>Batie made her first appearance of the season making 1-of-2 free throws in seven minutes vs. SAU.</div> <table><tr><th>GP/GS</th><th>PPG</th><th>RPG</th><th>APG</th><th>Blks</th><th>Stls</th><th>FG%</th><th>3FG%</th><th>FT%</th></tr><tr><td>1/0</td><td>1.0</td><td>2.0</td><td>0.0</td><td>0.0</td><td>2.0</td><td>0.0%</td><td>0.0%</td><td>50.0%</td></tr></table> | GP/GS | PPG | RPG | APG | Blks | Stls | FG% | 3FG% | FT% | 1/0 | 1.0 | 2.0 | 0.0 | 0.0 | 2.0 | 0.0% | 0.0% | 50.0% | <div>CAREER HIGHS</div> <div>P: 1, Saint Augustine's (12/11/17)</div> <div>R: 2, Saint Augustine's (12/11/17)</div> <div>A: N/A</div> <div>S: 2, Saint Augustine's (12/11/17)</div> <div>M: 7, Saint Augustine's (12/11/17)</div> <div>SEASON HIGHS</div> <div>P: 1, Saint Augustine's (12/11/17)</div> <div>R: 2, Saint Augustine's (12/11/17)</div> <div>A: N/A</div> <div>S: 2, Saint Augustine's (12/11/17)</div> <div>M: 7, Saint Augustine's (12/11/17)</div> |
|--|---|---|-------|------|------|-------|-------|-------|-----|------|-----|------|-----|-----|-----|-----|-----|-------|-------|-------|---|
| GP/GS | PPG | RPG | APG | Blks | Stls | FG% | 3FG% | FT% | | | | | | | | | | | | | |
| 1/0 | 1.0 | 2.0 | 0.0 | 0.0 | 2.0 | 0.0% | 0.0% | 50.0% | | | | | | | | | | | | | |
|  | <div>2</div> <div>SHANTELL BOSTICK</div> <div>Sophomore- Guard</div> <div>5'7</div> <div>Cleveland, Ohio</div> <div>East Tech</div> | <div>LAST GAME: 6 points (1-3 FG, 4-6 FT), 2 rebounds, 1 assist vs. WCU</div> <div>Bostick leads the Aggies in assists (3.4) and free throws made (2.6).</div> <table><tr><th>GP/GS</th><th>PPG</th><th>RPG</th><th>APG</th><th>Blks</th><th>Stls</th><th>FG%</th><th>3FG%</th><th>FT%</th></tr><tr><td>10/4</td><td>6.1</td><td>3.3</td><td>3.2</td><td>0.0</td><td>1.2</td><td>37.0%</td><td>0.0%</td><td>73.0%</td></tr></table> | GP/GS | PPG | RPG | APG | Blks | Stls | FG% | 3FG% | FT% | 10/4 | 6.1 | 3.3 | 3.2 | 0.0 | 1.2 | 37.0% | 0.0% | 73.0% | <div>CAREER HIGHS</div> <div>P: 10, Georgia Southern (11/10/17)</div> <div>R: 7, Howard (2/18/17)</div> <div>A: 8, Saint Augustine's (12/11/17)</div> <div>S: 4, Elon (11/13/17)</div> <div>M: 29 (2x), Elon (11/13/17)</div> <div>SEASON HIGHS</div> <div>P: 10, Georgia Southern (11/10/17)</div> <div>R: 6, Georgia Southern (11/10/17)</div> <div>A: 8, Saint Augustine's (12/11/17)</div> <div>S: 4, Elon (11/13/17)</div> <div>M: 29 (2x), Elon (11/13/17)</div> |
| GP/GS | PPG | RPG | APG | Blks | Stls | FG% | 3FG% | FT% | | | | | | | | | | | | | |
| 10/4 | 6.1 | 3.3 | 3.2 | 0.0 | 1.2 | 37.0% | 0.0% | 73.0% | | | | | | | | | | | | | |
|  | <div>3</div> <div>CINIA MCCRAY</div> <div>Sin-Knee-uhh</div> <div>Sophomore -Guard</div> <div>5'9</div> <div>Broadview, Ill.</div> <div>Proviso East</div> | <div>LAST GAME: 5 points (2-11 FG, 1-2 FT), 2 rebounds vs. WCU</div> <div>McCray had a season-high four assists vs. Georgia.</div> <table><tr><th>GP/GS</th><th>PPG</th><th>RPG</th><th>APG</th><th>Blks</th><th>Stls</th><th>FG%</th><th>3FG%</th><th>FT%</th></tr><tr><td>10/9</td><td>8.9</td><td>3.3</td><td>1.4</td><td>0.1</td><td>0.8</td><td>28.8%</td><td>24.1%</td><td>60.0%</td></tr></table> | GP/GS | PPG | RPG | APG | Blks | Stls | FG% | 3FG% | FT% | 10/9 | 8.9 | 3.3 | 1.4 | 0.1 | 0.8 | 28.8% | 24.1% | 60.0% | <div>CAREER HIGHS</div> <div>P: 16, Georgia Southern (11/10/17)</div> <div>R: 6 (2x),Saint Augustine's (12/11/17)</div> <div>A: 3, Elon (11/13/17)</div> <div>S: 2 (3x),Saint Augustine's (12/11/17)</div> <div>M: 35, Elon (11/13/17)</div> <div>SEASON HIGHS</div> <div>P: 16, Georgia Southern (11/10/17)</div> <div>R: 6 (2x), Saint Augustine's (12/11/17)</div> <div>A: 4, Georgia (12/14/17)</div> <div>S: 2 (2x), Saint Augustine's (12/11/17)</div> <div>M: 35, Elon (11/13/17)</div> |
| GP/GS | PPG | RPG | APG | Blks | Stls | FG% | 3FG% | FT% | | | | | | | | | | | | | |
| 10/9 | 8.9 | 3.3 | 1.4 | 0.1 | 0.8 | 28.8% | 24.1% | 60.0% | | | | | | | | | | | | | |
|  | <div>5</div> <div>MIKAYA WILSON</div> <div>Sophomore- Guard</div> <div>5'6</div> <div>Raleigh, N.C.</div> <div>Appalachian State</div> | <div>LAST GAME: Did not play versus Western Carolina</div> <div>Wilson started in her first appearance of the season vs. SAU scoring eight points with three assists and a steal in 21 minutes of action. She went 4-for-6 from the field and used her speed to get to the basket.</div> <table><tr><th>GP/GS</th><th>PPG</th><th>RPG</th><th>APG</th><th>Blks</th><th>Stls</th><th>FG%</th><th>3FG%</th><th>FT%</th></tr><tr><td>1/1</td><td>8.0</td><td>4.0</td><td>3.0</td><td>0.0</td><td>1.0</td><td>66.7%</td><td>0.0%</td><td>0.0%</td></tr></table> | GP/GS | PPG | RPG | APG | Blks | Stls | FG% | 3FG% | FT% | 1/1 | 8.0 | 4.0 | 3.0 | 0.0 | 1.0 | 66.7% | 0.0% | 0.0% | <div>CAREER HIGHS</div> <div>P: 8, Saint Augustine's (12/11/17)</div> <div>R: 1, Saint Augustine's (12/11/17)</div> <div>A: 3, Saint Augustine's (12/11/17)</div> <div>S: 1, Saint Augustine's (12/11/17)</div> <div>M: 21, Saint Augustine's (12/11/17)</div> <div>SEASON HIGHS</div> <div>P: 8, Saint Augustine's (12/11/17)</div> <div>R: 1, Saint Augustine's (12/11/17)</div> <div>A: 3, Saint Augustine's (12/11/17)</div> <div>S: 1, Saint Augustine's (12/11/17)</div> <div>M: 21, Saint Augustine's (12/11/17)</div> |
| GP/GS | PPG | RPG | APG | Blks | Stls | FG% | 3FG% | FT% | | | | | | | | | | | | | |
| 1/1 | 8.0 | 4.0 | 3.0 | 0.0 | 1.0 | 66.7% | 0.0% | 0.0% | | | | | | | | | | | | | |
|  | <div>10</div> <div>CHARNISE TYLER</div> <div>Shar-Niece</div> <div>Junior - Forward/Center</div> <div>6'2</div> <div>District Heights, MD</div> <div>Suitland</div> | <div>LAST GAME: Did not play versus Western Carolina</div> <div>Suffered an ACL injury last season and is out until hopefully January.</div> <table><tr><th>GP/GS</th><th>PPG</th><th>RPG</th><th>APG</th><th>Blks</th><th>Stls</th><th>FG%</th><th>3FG%</th><th>FT%</th></tr><tr><td>0/0</td><td>0.0</td><td>0.0</td><td>0.0</td><td>0.0</td><td>0.0</td><td>0.0%</td><td>0.0%</td><td>0.0%</td></tr></table> | GP/GS | PPG | RPG | APG | Blks | Stls | FG% | 3FG% | FT% | 0/0 | 0.0 | 0.0 | 0.0 | 0.0 | 0.0 | 0.0% | 0.0% | 0.0% | <div>CAREER HIGHS</div> <div>P: 17, Morgan St. (1/516/17)</div> <div>R: 12, North Greenville (12/2/15)</div> <div>A: 1 (9x), (12/18/15)</div> <div>S: 2 (3x), Delaware St. (1/25/16)</div> <div>M: 42, San Francisco (12/18/15)</div> <div>SEASON HIGHS</div> <div>P: N/A</div> <div>R: N/A</div> <div>A: N/A</div> <div>S: N/A</div> <div>M: N/A</div> |
| GP/GS | PPG | RPG | APG | Blks | Stls | FG% | 3FG% | FT% | | | | | | | | | | | | | |
| 0/0 | 0.0 | 0.0 | 0.0 | 0.0 | 0.0 | 0.0% | 0.0% | 0.0% | | | | | | | | | | | | | |
|  | <div>11</div> <div>JADE SCAIFE</div> <div>Skay-F</div> <div>Grad - Forward</div> <div>5'1</div> <div>Fort Washington, MD</div> <div>UNCG</div> | <div>LAST GAME: 11 points (4-7 FG, 3-5 FT), 9 rebounds, 2 steals vs. WCU</div> <div>Scaife shot 2-for-3 from the field vs, Georgia scoring five points.</div> <table><tr><th>GP/GS</th><th>PPG</th><th>RPG</th><th>APG</th><th>Blks</th><th>Stls</th><th>FG%</th><th>3FG%</th><th>FT%</th></tr><tr><td>10/0</td><td>4.6</td><td>3.6</td><td>0.4</td><td>0.3</td><td>0.8</td><td>35.4%</td><td>0.0%</td><td>57.1%</td></tr></table> | GP/GS | PPG | RPG | APG | Blks | Stls | FG% | 3FG% | FT% | 10/0 | 4.6 | 3.6 | 0.4 | 0.3 | 0.8 | 35.4% | 0.0% | 57.1% | <div>CAREER HIGHS</div> <div>P: 11(2x),Western Carolina (12/19/17)</div> <div>R: 9, Western Carolina (12/19/17)</div> <div>A: 1 (3x),Saint Augustine's (12/11/17)</div> <div>S: 3, Saint Augustine's (12/11/17)</div> <div>M: 24, Western Carolina (12/19/17)</div> <div>SEASON HIGHS</div> <div>P: 11(2x),Western Carolina (12/19/17)</div> <div>R: 9, Western Carolina (12/19/17)</div> <div>A: 1 (3x),Saint Augustine's (12/11/17)</div> <div>S: 3, Saint Augustine's (12/11/17)</div> <div>M: 24, Western Carolina (12/19/17)</div> |
| GP/GS | PPG | RPG | APG | Blks | Stls | FG% | 3FG% | FT% | | | | | | | | | | | | | |
| 10/0 | 4.6 | 3.6 | 0.4 | 0.3 | 0.8 | 35.4% | 0.0% | 57.1% | | | | | | | | | | | | | |

|  | <p>12 C'CORIEA FOY C-C Sophomore- Guard 6'0 Fayetteville, NC Univ. of Alabama</p> | <p>LAST GAME: 18 points (7-22 FG, 3-14 3PT), 6 assists, 5 rebounds, 2</p> <p>Foy recorded seven assists and made two 3-pointers vs, Georgia. This was her fourth straight game with multiple 3-pointers.</p> <table><tr><th>GP/GS</th><th>PPG</th><th>RPG</th><th>APG</th><th>Blks</th><th>Stls</th><th>FG%</th><th>3FG%</th><th>FT%</th></tr><tr><td>10/10</td><td>13.7</td><td>3.4</td><td>3.4</td><td>0.5</td><td>2.8</td><td>31.9%</td><td>25.0%</td><td>73.9%</td></tr></table> | GP/GS | PPG | RPG | APG | Blks | Stls | FG% | 3FG% | FT% | 10/10 | 13.7 | 3.4 | 3.4 | 0.5 | 2.8 | 31.9% | 25.0% | 73.9% | <p>CAREER HIGHS P: 25, Appalachian St. (11/21/17) R: 8, Saint Augustine's (12/11/17) A: 7, Georgia (12/14/17) S: 8, Saint Augustine's (12/11/17) M: 34 (2x), Appalachian St. (11/21/17)</p> <p>SEASON HIGHS P: 25, Appalachian St. (11/21/17) R: 8, Saint Augustine's (12/11/17) A: 7, Georgia (12/14/17) S: 8, Saint Augustine's (12/11/17) M: 34 (2x), Appalachian St. (11/21/17)</p> |
|---|--|--|-------|------|------|-------|-------|-------|-----|------|-----|-------|------|-----|-----|-----|-----|-------|-------|-------|---|
| GP/GS | PPG | RPG | APG | Blks | Stls | FG% | 3FG% | FT% | | | | | | | | | | | | | |
| 10/10 | 13.7 | 3.4 | 3.4 | 0.5 | 2.8 | 31.9% | 25.0% | 73.9% | | | | | | | | | | | | | |
|  | <p>15 ALEXUS LESSEARS Leh-Sears Sophomore- Center 6'3 Cleveland, Ohio Shaw HS</p> | <p>LAST GAME: 6 points (2-5 FG), 9 rebounds, 2 steals vs. Western Caroli-</p> <p>Lessears led the Aggies in rebounding for the fifth consecutive game with seven vs. Georgia.</p> <table><tr><th>GP/GS</th><th>PPG</th><th>RPG</th><th>APG</th><th>Blks</th><th>Stls</th><th>FG%</th><th>3FG%</th><th>FT%</th></tr><tr><td>10/7</td><td>7.2</td><td>9.6</td><td>0.5</td><td>0.8</td><td>0.5</td><td>42.9%</td><td>0.0%</td><td>37.5%</td></tr></table> | GP/GS | PPG | RPG | APG | Blks | Stls | FG% | 3FG% | FT% | 10/7 | 7.2 | 9.6 | 0.5 | 0.8 | 0.5 | 42.9% | 0.0% | 37.5% | <p>CAREER HIGHS P: 20, UT Martin (11/30/17) R: 18, UT Martin (11/30/17) A: 3, Appalachian St. (11/21/17) S: 2 (3x), Western Carolina (12/19/17) M: 31, UT Martin (11/30/17)</p> <p>SEASON HIGHS P: 20, UT Martin (11/30/17) R: 18, UT Martin (11/30/17) A: 3, Appalachian St. (11/21/17) S: 2 (2x), Western Carolina (12/19/17) M: 31, UT Martin (11/30/17)</p> |
| GP/GS | PPG | RPG | APG | Blks | Stls | FG% | 3FG% | FT% | | | | | | | | | | | | | |
| 10/7 | 7.2 | 9.6 | 0.5 | 0.8 | 0.5 | 42.9% | 0.0% | 37.5% | | | | | | | | | | | | | |
|  | <p>21 KALA GREEN Senior -Guard 5'9 Round Rock, Texas Round Rock HS</p> | <p>LAST GAME: 17 points (7-15 FG, 3-5 3PT), 4 assists vs. Western Caroli-</p> <p>Green ranks sixth in 3-point field goals made (1.8), 18th in the conference in scoring, 13th in 3-point field goals percentage (.333) and 14th in assists (2.7). Her six 3-pointers vs. Georgia was a season-high for an Aggie.</p> <table><tr><th>GP/GS</th><th>PPG</th><th>RPG</th><th>APG</th><th>Blks</th><th>Stls</th><th>FG%</th><th>3FG%</th><th>FT%</th></tr><tr><td>10/6</td><td>12.4</td><td>2.7</td><td>2.8</td><td>0.0</td><td>1.5</td><td>40.4%</td><td>35.8%</td><td>86.7%</td></tr></table> | GP/GS | PPG | RPG | APG | Blks | Stls | FG% | 3FG% | FT% | 10/6 | 12.4 | 2.7 | 2.8 | 0.0 | 1.5 | 40.4% | 35.8% | 86.7% | <p>CAREER HIGHS P: 23, Georgia (12/14/17) R: 10, Ohio (12/28/16) A: 7 (2x), Delaware St. (1/25/16) S: 7, Notre Dame (3/19/16) M: 37, Georgia Southern (11/10/17)</p> <p>SEASON HIGHS P: 23, Georgia (12/14/17) R: 5, Appalachian St. (11/21/17) A: 5, Appalachian St. (11/21/17) S: 4, Saint Augustine's (12/11/17) M: 37, Georgia Southern (11/10/17)</p> |
| GP/GS | PPG | RPG | APG | Blks | Stls | FG% | 3FG% | FT% | | | | | | | | | | | | | |
| 10/6 | 12.4 | 2.7 | 2.8 | 0.0 | 1.5 | 40.4% | 35.8% | 86.7% | | | | | | | | | | | | | |
|  | <p>22 LE'ON HILL Lay-On Sophomore - Forward 6'2 Columbia, S.C. Keenen HS</p> | <p>LAST GAME: 2 points (0-2 FG) 16 rebounds, 3 steals, 1 block vs. WCU</p> <p>Hill has recorded five or more rebounds in six consecutive games for the Aggies, had five vs, Georgia.</p> <table><tr><th>GP/GS</th><th>PPG</th><th>RPG</th><th>APG</th><th>Blks</th><th>Stls</th><th>FG%</th><th>3FG%</th><th>FT%</th></tr><tr><td>10/8</td><td>2.7</td><td>6.2</td><td>0.9</td><td>0.9</td><td>1.5</td><td>31.3%</td><td>0.0%</td><td>46.7%</td></tr></table> | GP/GS | PPG | RPG | APG | Blks | Stls | FG% | 3FG% | FT% | 10/8 | 2.7 | 6.2 | 0.9 | 0.9 | 1.5 | 31.3% | 0.0% | 46.7% | <p>CAREER HIGHS P: 6 (2x), NC Central (3/2/17) R: 16, Western Carolina (12/19/17) A: 3, Georgia (12/14/17) S: 6, Saint Augustine's (12/11/17) M: 32, Auburn (11/16/17)</p> <p>SEASON HIGHS P: 5, Duquesne (11/25/17) R: 16, Western Carolina (12/19/17) A: 3, Georgia (12/14/17) S: 6, Saint Augustine's (12/11/17) M: 32, Auburn (11/16/17)</p> |
| GP/GS | PPG | RPG | APG | Blks | Stls | FG% | 3FG% | FT% | | | | | | | | | | | | | |
| 10/8 | 2.7 | 6.2 | 0.9 | 0.9 | 1.5 | 31.3% | 0.0% | 46.7% | | | | | | | | | | | | | |
|  | <p>25 CHRISHYANAH ALSTON Krish-Yah-Nah Sophomore - Guard 5'9 New Castle, DE Sanford HS</p> | <p>LAST GAME: 1 points (0-4 FG, 1-2 FT), 2 assists vs. Western Carolina</p> <p>Alston notched career-highs in points (11), rebounds (6), steals (3) and field goals made (4) vs. SAU. She made three free throws for the fourth consecutive game and is second on the team in free throw percentage (.800) while ranking fourth in both free throws made (12) and free throw attempts (15).</p> <table><tr><th>GP/GS</th><th>PPG</th><th>RPG</th><th>APG</th><th>Blks</th><th>Stls</th><th>FG%</th><th>3FG%</th><th>FT%</th></tr><tr><td>7/0</td><td>5.6</td><td>2.0</td><td>0.9</td><td>0.0</td><td>0.9</td><td>31.0%</td><td>0.0%</td><td>76.5%</td></tr></table> | GP/GS | PPG | RPG | APG | Blks | Stls | FG% | 3FG% | FT% | 7/0 | 5.6 | 2.0 | 0.9 | 0.0 | 0.9 | 31.0% | 0.0% | 76.5% | <p>CAREER HIGHS P: 9, UT Martin (11/30/17) R: 4, UT Martin (11/30/17) A: 2 (3x), Western Carolina (12/19/17) S: 2 (3x), Harvard (11/26/17) M: 22, Harvard (11/26/17)</p> <p>SEASON HIGHS P: 9, Saint Augustine's (12/11/17) R: 6, Saint Augustine's (12/11/17) A: 2, Western Carolina (12/19/17) S: 3, Saint Augustine's (12/11/17) M: 22, Harvard (11/26/17)</p> |
| GP/GS | PPG | RPG | APG | Blks | Stls | FG% | 3FG% | FT% | | | | | | | | | | | | | |
| 7/0 | 5.6 | 2.0 | 0.9 | 0.0 | 0.9 | 31.0% | 0.0% | 76.5% | | | | | | | | | | | | | |
|  | <p>30 QUENSWAYLA STORY Kwen-Sway-Lah Senior - Forward 6'1 Richmond, VA Lloyd C. Boyd</p> | <p>LAST GAME: 1 points (0-2 FG, 1-2 FT), 1 rebound vs. Western Carolina</p> <p>Story scored a season-high 10 points on 5-of-11 made shots vs, Georgia.</p> <table><tr><th>GP/GS</th><th>PPG</th><th>RPG</th><th>APG</th><th>Blks</th><th>Stls</th><th>FG%</th><th>3FG%</th><th>FT%</th></tr><tr><td>10/5</td><td>5.7</td><td>3.4</td><td>0.7</td><td>0.3</td><td>0.2</td><td>48.1%</td><td>42.9%</td><td>50.0%</td></tr></table> | GP/GS | PPG | RPG | APG | Blks | Stls | FG% | 3FG% | FT% | 10/5 | 5.7 | 3.4 | 0.7 | 0.3 | 0.2 | 48.1% | 42.9% | 50.0% | <p>CAREER HIGHS P: 15, UT Martin (11/14/16) R: 10, Rock-W (12/17/16) A: 3 (3x), Appalachian St. (11/21/17) S: 2 (2x), NC Central (3/2/17) M: 29, Georgia (12/14/17)</p> <p>SEASON HIGHS P: 10, Georgia (12/14/17) R: 6, Duquesne (11/25/17) A: 3, Appalachian St. (11/21/17) S: 1 (2x), Saint Augustine's (12/11/17) M: 29, Georgia (12/14/17)</p> |
| GP/GS | PPG | RPG | APG | Blks | Stls | FG% | 3FG% | FT% | | | | | | | | | | | | | |
| 10/5 | 5.7 | 3.4 | 0.7 | 0.3 | 0.2 | 48.1% | 42.9% | 50.0% | | | | | | | | | | | | | |

ALL-TIME SERIES AGAINST OHIO

This will be the second meeting in the all-time series between N.C. A&T and Ohio. The Aggies lead the series 1-0 with a 63-57 decision last season on Dec. 28 in the Corbett Sports Center.

SERIES STATISTICS

Overall Series: NCAT leads 1-0

Games In Greensboro: NCAT leads, 1-0

Games in Athens: N/A

Games at Neutral Site: N/A

Games Unknown: N/A

Current Series Win Streak: NCAT, 1 game

Longest NCAT Win Streak: 1 game

Longest Ohio Win Streak: N/A

Largest NCAT Victory: 6; Dec. 28, 2017

Largest Ohio Victory: N/A

Most NCAT Points: 63; Dec. 28, 2017

Fewest NCAT Points: 63; Dec. 28, 2017

Most Ohio Points: 57; Dec. 28, 2017

Fewest Ohio Points: 57; Dec. 28, 2017

LAST 10 MEETINGS (1-0)

Dec. 28, 2017 NCAT 63, OHIO 57 Greensboro, N.C.

SEASON AND CAREER TOTALS

Career Totals (alphabetical by class)

| Player | GP/GS | PTS | REB | AST |
|--------------------|-------|-----|-----|-----|
| Kala Green | 98/57 | 707 | 216 | 200 |
| Jade Scaife | 10/0 | 46 | 37 | 4 |
| Quenswayla Story | 93/28 | 313 | 237 | 30 |
| Charnise Tyler | 49/11 | 203 | 175 | 9 |
| Chrishyanah Alston | 13/1 | 60 | 24 | 11 |
| Shantell Bostick | 40/9 | 118 | 86 | 63 |
| C'Coriea Foy | 10/10 | 137 | 34 | 34 |
| Le'on Hill | 39/8 | 68 | 124 | 14 |
| Alexus Lessears | 41/31 | 286 | 321 | 16 |
| Cinia McCray | 41/13 | 188 | 65 | 23 |
| Mikaya Wilson | 1/0 | 8 | 4 | 3 |
| Morgan Batie | 1/0 | 1 | 2 | 0 |

Charting the Aggies

17-18 Career

Times as NCAT's Top Scorer

| | | |
|------------------|---|---|
| C'Coriea Foy | 5 | 5 |
| Cinia McCray | 2 | 2 |
| Alexus Lessears | 2 | 4 |
| Kala Green | 1 | 6 |
| Charnise Tyler | 0 | 3 |
| Quenswayla Story | 0 | 1 |

Times as NCAT's Top Rebounder

| | | |
|------------------|---|----|
| Alexus Lessears | 8 | 21 |
| Quenswayla Story | 1 | 5 |
| Kala Green | 1 | 4 |
| Charnise Tyler | 0 | 8 |
| Le'on Hill | 2 | 3 |

Times as NCAT's Top Assister

| | | |
|--------------------|---|----|
| Shantell Bostick | 5 | 7 |
| Kala Green | 2 | 23 |
| Cinia McCray | 1 | 1 |
| C'Coriea Foy | 3 | 3 |
| Quenswayla Story | 0 | 1 |
| Chrishyanah Alston | 0 | 1 |

Times as NCAT's Top Stealer

| | | |
|------------------|---|----|
| Shantell Bostick | 3 | 4 |
| Kala Green | 2 | 20 |
| C'Coriea Foy | 2 | 2 |
| Le'on Hill | 2 | 2 |
| Charnise Tyler | 0 | 2 |
| Alexus Lessears | 0 | 2 |
| Quenswayla Story | 0 | 1 |
| Cinia McCray | 0 | 1 |

Times as NCAT's Top Shot Blocker

| | | |
|------------------|---|----|
| C'Coriea Foy | 5 | 5 |
| Alexus Lessears | 3 | 10 |
| Le'on Hill | 4 | 10 |
| Quenswayla Story | 1 | 7 |
| Jade Scaife | 1 | 1 |
| Charnise Tyler | 0 | 3 |
| Cinia McCray | 0 | 1 |
| Kala Green | 0 | 1 |

Double-Digit Scoring Games

| | | |
|--------------------|---|----|
| C'Coriea Foy | 7 | 7 |
| Kala Green | 7 | 32 |
| Cinia McCray | 4 | 8 |
| Alexus Lessears | 2 | 10 |
| Shantell Bostick | 1 | 1 |
| Jade Scaife | 2 | 2 |
| Chrishyanah Alston | 1 | 1 |
| Charnise Tyler | 0 | 5 |
| Quenswayla Story | 1 | 5 |

20-Point Games

| | | |
|-----------------|---|---|
| C'Coriea Foy | 2 | 2 |
| Alexus Lessears | 1 | 1 |
| Kala Green | 1 | 2 |

10+ Rebound Games

| | | |
|------------------|---|----|
| Alexus Lessears | 4 | 14 |
| Charnise Tyler | 0 | 2 |
| Kala Green | 0 | 1 |
| Quenswayla Story | 0 | 1 |

Double-Doubles

| | | |
|-----------------|---|---|
| Alexus Lessears | 2 | 5 |
| Charnise Tyler | 0 | 1 |

2017-18 NCAT SEASON HIGHS

INDIVIDUAL

Points

25 -- C'Coriea Foy vs Appalachian State (11/21/17)

Field Goals Made

9 -- Alexis Lessears vs UT Martin (11/30/17)

9 -- C'Coriea Foy vs Appalachian State (11/21/17)

Field Goals Att.

24 -- C'Coriea Foy vs. Saint Augustine's (12/11/17)

Field Goals Pct.

.750 (9-12) -- Alexis Lessears vs UT Martin (11/30/17)

3-pt. Field Goals Made

6 -- Kala Green vs Georgia (12/14/17)

3-pt. Field Goals Attempted

14 -- C'Coriea Foy vs. Western Carolina (12/19/17)

3-pt. Field Goal Percentage

.556 (5-9) -- C'Coriea Foy vs Appalachian State (11/21/17)

Free-Throws Made

6 -- C'Coriea Foy vs Harvard (11/26/17)

Free-Throws Attempted

12 -- Alexis Lessears vs. Saint Augustine's (12/11/17)

Rebounds

18 -- Alexis Lessears vs UT Martin (11/30/17)

Assists

8 -- Shantell Bostick vs. Saint Augustine's (12/11/17)

Steals

8 --C'Coriea Foy vs. Saint Augustine's (12/11/17)

Blocked Shots

5 -- Alexis Lessears vs UT Martin (11/30/17)

Turnovers

7 -- C'Coriea Foy vs UT Martin (11/30/17)

Minutes

37 -- Kala Green vs Georgia Southern (11/10/17)

TEAM

Points

94 -- vs. Saint Augustine's (12/11/17)

Field Goals Made

37 -- vs. Saint Augustine's (12/11/17)

Field Goals Att.

93 -- vs. Saint Augustine's (12/11/17)

Field Goals Pct.

.444 (28-63) -- vs Appalachian State (11/21/17)

3-pt. Field Goals Made

10 -- vs Appalachian State (11/21/17)

3-pt. Field Goals Attempted

27 -- vs Georgia (12/14/17)

3-pt. Field Goal Percentage

.500 (10-20) -- vs Appalachian State (11/21/17)

Free-Throws Made

16 -- vs. Western Carolina (12/19/17)

Free-Throws Attempted

33 -- vs. Saint Augustine's (12/11/17)

Free-Throws Percentage

1.000 (12-12) -- vs Harvard (11/26/17)

Rebounds

68 -- vs. Saint Augustine's (12/11/17)

Assists

21 -- vs. Saint Augustine's (12/11/17)

21 -- vs Appalachian State (11/21/17)

Steals

30 -- vs. Saint Augustine's (12/11/17)

Blocked Shots

10 -- vs UT Martin (11/30/17)

Turnovers

30 -- vs Elon (11/13/17)

Fouls

25-- vs Georgia (12/14/17)

25 -- vs Georgia Southern (11/10/17)

2017-18 NCAT STARTING LINEUPS

| Opponent | (1) | (2) | (3) | (4) | (5) |
|------------------------|---------|--------|-------|-------|----------|
| Georgia Southern | MCCRAY | FOY | GREEN | STORY | LESSEARS |
| Elon | MCCRAY | FOY | GREEN | STORY | LESSEARS |
| at Auburn | GREEN | MCCRAY | FOY | HILL | LESSEARS |
| Appalachian State | GREEN | MCCRAY | FOY | HILL | LESSEARS |
| vs. Duquesne | GREEN | MCCRAY | FOY | HILL | LESSEARS |
| vs. Harvard | BOSTICK | MCCRAY | FOY | HILL | LESSEARS |
| at UT Martin | BOSTICK | GREEN | FOY | HILL | LESSEARS |
| St. Augustine's | WILSON | MCCRAY | FOY | HILL | STORY |
| Georgia | BOSTICK | MCCRAY | FOY | HILL | STORY |
| Western Carolina | BOSTICK | MCCRAY | FOY | HILL | STORY |
| at Ohio | | | | | |
| St. Andrews | | | | | |
| Norfolk State* | | | | | |
| Delaware State* | | | | | |
| Morgan State* | | | | | |
| Coppin State* | | | | | |
| at Maryland E. Shore | | | | | |
| at Howard | | | | | |
| NC Central* | | | | | |
| Hampton* | | | | | |
| Delaware State* | | | | | |
| at South Carolina St.* | | | | | |
| at Savannah St.* | | | | | |
| Howard* | | | | | |
| Maryland E. Shore* | | | | | |
| at Florida A&M* | | | | | |
| at Bethune-Cookman | | | | | |
| at NC Central* | | | | | |
| Win-Loss Records | (1) | (2) | (3) | (4) | (5) |
| 1-1 | MCCRAY | FOY | GREEN | STORY | LESSEARS |
| 1-2 | GREEN | MCCRAY | FOY | HILL | LESSEARS |
| 0-1 | BOSTICK | MCCRAY | FOY | HILL | LESSEARS |
| 0-1 | BOSTICK | GREEN | FOY | HILL | LESSEARS |
| 1-0 | WILSON | MCCRAY | FOY | HILL | STORY |
| 1-1 | BOSTICK | MCCRAY | FOY | HILL | STORY |

2017-18 MID-EASTERN ATHLETIC CONFERENCE

PLAYER OF THE WEEK

| | | |
|---------|-------------------|------|
| Nov. 14 | M. Finney-Smith | HAM |
| Nov. 21 | Jayla Calhoun | NCCU |
| Nov. 28 | M. Finney-Smith | HAM |
| Dec. 5 | Lexus Spears | MOR |
| Dec. 12 | C'Coriea Foy | NCAT |
| | Florence Ouattara | FAMU |
| Dec. 19 | Kayla Roberts | NSU |
| Dec. 26 | Angel Golden | BCU |
| Jan. 2 | | |
| Jan. 9 | | |
| Jan. 16 | | |
| Jan. 23 | | |
| Jan. 30 | | |
| Feb. 6 | | |
| Feb. 13 | | |
| Feb. 20 | | |
| Feb. 27 | | |
| Mar. 7 | | |

ROOKIE OF THE WEEK

| | | |
|---------|--------------------|------|
| Nov. 14 | Curstyn Moore | HOW |
| Nov. 21 | Maraiyah Smith | CSU |
| Nov. 28 | Baresha Gill-Miles | MDES |
| Dec. 5 | Brianna Battle | NCCU |
| Dec. 12 | Tariah Johnson | HOW |
| Dec. 19 | Baresha Gill-Miles | MDES |
| | Brianna Battle | BCU |
| Dec. 26 | Baresha Gill-Miles | MDES |
| Jan. 2 | | |
| Jan. 9 | | |
| Jan. 16 | | |
| Jan. 23 | | |
| Jan. 30 | | |
| Feb. 6 | | |
| Feb. 13 | | |
| Feb. 20 | | |
| Feb. 27 | | |
| Mar. 7 | | |

DEFENSIVE PLAYER OF THE WEEK

| | | |
|---------|-----------------|------|
| Nov. 14 | Ashanti Hunt | BCU |
| Nov. 21 | Kayla Roberts | NSU |
| Nov. 28 | Kayla Roberts | NSU |
| Dec. 5 | Alexus Lessears | NCAT |
| Dec. 12 | Le'on Hill | NCAT |
| Dec. 19 | Khadedra Croker | NSU |
| Dec. 26 | Khadedra Croker | NSU |
| Jan. 2 | | |
| Jan. 9 | | |
| Jan. 16 | | |
| Jan. 23 | | |
| Jan. 30 | | |
| Feb. 6 | | |
| Feb. 13 | | |
| Feb. 20 | | |
| Feb. 27 | | |
| Mar. 7 | | |



2MEAC Schedule

Thursday, December 28

Hampton at Chattanooga 2 p.m.
 Morgan State at UMass Lowell 4 p.m.
 Maryland E. Shore at East Carolina 7 p.m.
 Bethune-Cookman at Miami (Fla.) 7 p.m.
North Carolina A&T at Ohio 7 p.m.
 S.C. State at Charlotte 7 p.m.
 Florida A&M at Alabama 8 p.m.

Friday, December 29

Campbell at Howard 5 p.m.
 Delaware State at Florida Atlantic TBA

Saturday, December 30

Norfolk State at Longwood 2 p.m.
 S.C. State at Old Dominion 2 p.m.
 Hampton at Samford 3 p.m.
 N.C. Central at USC Upstate 4:30 p.m.

Sunday, December 31

Brown at Howard 2 p.m.
 Savannah State at Jacksonville 2 p.m.

Tuesday, January 2

St. Andrews at North Carolina A&T 5:30 p.m.

Wednesday, January 3

S.C. State at Bethune-Cookman* 5:30 p.m.
 Coppin State at Norfolk State* 5:30 p.m.
 N.C. Central at Delaware State* 5:30 p.m.
 Maryland E. Shore at Morgan State* 5:30 p.m.
 Columbia at Hampton 6 p.m.
 Howard at Florida A&M* 6 p.m.
 Kennesaw State at Savannah State 7 p.m.

MEAC Women's Basketball 2017-18 Standings (thru Dec. 27)

| Team | MEAC | Pct. | Overall Pct. |
|-------------------------------|------------|-------------|-----------------|
| Bethune Cookman | 0-0 | .000 | 8-3 .727 |
| Norfolk State | 0-0 | .000 | 6-5 .545 |
| Morgan State | 0-0 | .000 | 6-6 .500 |
| South Carolina State | 0-0 | .000 | 5-5 .500 |
| North Carolina A&T | 0-0 | .000 | 4-6 .400 |
| Howard | 0-0 | .000 | 3-8 .273 |
| Maryland E. Shore | 0-0 | .000 | 3-8 .273 |
| Hampton | 0-0 | .000 | 2-7 .222 |
| Savannah State | 0-0 | .000 | 2-8 .200 |
| N.C. Central | 0-0 | .000 | 2-10 .167 |
| Florida A&M | 0-0 | .000 | 2-10 .167 |
| Delaware State | 0-0 | .000 | 1-9 .100 |
| Coppin State | 0-0 | .000 | 1-11 .083 |

2016-17 Standings

| Team | MEAC | Pct. | Overall Pct. |
|-------------------------------|------------|-------------|-------------------|
| Bethune Cookman | 15-1 | .938 | 21-11 .656 |
| Howard | 12-4 | .750 | 16-13 .552 |
| Hampton | 11-5 | .688 | 20-13 .606 |
| Norfolk State | 9-7 | .563 | 15-15 .500 |
| Florida A&M | 9-7 | .563 | 13-19 .406 |
| North Carolina A&T | 8-8 | .500 | 14-18 .438 |
| Savannah State | 8-8 | .500 | 12-19 .387 |
| Coppin State | 8-8 | .500 | 8-21 .276 |
| Morgan State | 7-9 | .438 | 9-21 .300 |
| N.C. Central | 7-9 | .438 | 8-21 .276 |
| Maryland E. Shore | 6-10 | .375 | 13-16 .448 |
| South Carolina State | 2-14 | .125 | 5-23 .179 |
| Delaware State | 2-14 | .125 | 3-27 .100 |

N.C. A&T in MEAC and NCAA STATISTICS

| TEAM | (of 13) | (of 346) | |
|-------------------------|------------|----------|------|
| | MEAC | NCAA | |
| Team | Statistics | Rank | Rank |
| Scoring Offense | 66.3 | 3 | 179 |
| Scoring Defense | 64.1 | 4 | 156 |
| Scoring Margin | +2.1 | 3 | 174 |
| Field Goal Pct. | 36.4 | 6 | 293 |
| Field Goal Pct. Defense | 41.0 | 5 | 231 |
| Free Throws Made | 99 | 5 | 217 |
| Free Throw Attempts | 162 | 3 | 155 |
| Free Throw Percentage | 61.1 | 8 | 315 |
| Offensive Reb. Per Game | 18 | 1 | 7 |
| 3-Pt. FG Made | 39 | 7 | 287 |
| 3-Pt FG Attempts | N/A | N/A | N/A |
| 3-Pt. FG Per Game | 4.9 | 7 | 262 |
| 3-Pt. Percentage | 27.7 | 4 | 266 |
| Assist/Turnover Ratio | 0.71 | 5 | 260 |
| Assists Per Game | 13.6 | 3 | 164 |
| Blocks Per Game | 3.1 | 9 | 173 |
| Steals Per Game | 11.3 | 4 | 36 |
| Turnover Margin | 5.38 | 1 | 31 |
| Turnovers Forced | 24.88 | 1 | 5 |

INDIVIDUAL

| | MEAC | NCAA |
|----------------|------|-------|
| | RANK | RANK |
| SCORING | | |
| C'Coriea Foy | 13.9 | 6 -- |
| Kala Green | 10.5 | 19 -- |
| Cinia McCray | 9.8 | 25 -- |

REBOUNDS

| | | | |
|-----------------|----|---|----|
| Alexus Lessears | 80 | 3 | 98 |
|-----------------|----|---|----|

REBOUNDS PER GAME

| | | | |
|-----------------|------|---|----|
| Alexus Lessears | 10.0 | 1 | 36 |
|-----------------|------|---|----|

OFFENSIVE REBOUNDS PER GAME

| | | | |
|-----------------|---|---|---|
| Alexus Lessears | 5 | 1 | 5 |
|-----------------|---|---|---|

BLOCKED SHOTS PER GAME

| | | | |
|-----------------|------|----|-----|
| Alexus Lessears | 1.00 | 12 | 248 |
|-----------------|------|----|-----|

FIELD GOAL PERCENTAGE

| | | | |
|-----------------|------|----|----|
| Alexus Lessears | .468 | 13 | -- |
|-----------------|------|----|----|

ASSISTS PER GAME

| | | | |
|------------------|-----|----|-----|
| Shantell Bostick | 3.8 | 5 | 213 |
| Kala Green | 2.9 | 13 | -- |

STEALS PER GAME

| | | | |
|--------------|------|----|-----|
| C'Coriea Foy | 3.00 | 2 | 35 |
| Kala Green | 1.88 | 14 | 250 |

BLOCKED SHOTS

| | | | |
|--------------|---|-----|----|
| C'Coriea Foy | 4 | T11 | -- |
|--------------|---|-----|----|

3-PT FG PER GAME

| | | | |
|--------------|-----|----|----|
| Cinia McCray | 1.6 | T7 | -- |
| C'Coriea Foy | 1.6 | T7 | -- |

FREE THROW PERCENTAGE

| | | | |
|------------------|------|---|-----|
| Shantell Bostick | 75.9 | 5 | 228 |
| C'Coriea Foy | 78.9 | 9 | -- |

ASSIST/TURNOVER RATIO

| | | | |
|------------------|-----|---|----|
| Shantell Bostick | 1.0 | 9 | -- |
|------------------|-----|---|----|

FIELD GOAL ATTEMPTS

| | | | |
|--------------|-----|---|-----|
| C'Coriea Foy | 122 | 3 | 143 |
|--------------|-----|---|-----|

HEAD COACH TARRELL ROBINSON'S YEAR-BY-YEAR TOTALS

| Year | School | Record | Pct. | League | Pct. |
|----------------------------------|----------|---------------|-------------|--------------|-------------|
| 2012-13 | N.C. A&T | 22-10 | .688 | 13-3 | .813 |
| 2013-14 | N.C. A&T | 24-7 | .774 | 13-3 | .813 |
| 2014-15 | N.C. A&T | 20-11 | .645 | 12-4 | .750 |
| 2015-16 | N.C. A&T | 19-12 | .613 | 11-5 | .688 |
| 2016-17 | N.C. A&T | 14-18 | .438 | 8-8 | .500 |
| 2017-18 | N.C. A&T | 4-6 | .286 | 0-0 | .000 |
| 6 seasons at N.C. A&T | | 103-64 | .618 | 57-23 | .713 |

HEAD COACH TARRELL ROBINSON



Record at N.C. A&T

103-64 (6th season)

Overall Record

Same

Tarrell Robinson was named the sixth head coach in the history of the North Carolina A&T women's basketball program on May 2, 2012. Robinson is among the best and brightest young coaches in women's basketball. He has won a MEAC tournament title, a MEAC regular-season title, has three postseason appearances including an NCAA berth and two WNIT appearances and has finished second twice and third once during various MEAC regular seasons all before age 40. In March of 2016, he took the nation's fourth-youngest coaching staff and won the program's third MEAC title with a 65-46 win over Coppin State in the championship game.

Robinson has compiled an 99-58 record over five seasons with a 52-14 record at home in Corbett Sports Center. He is the only basketball coach in school history (men or women) to open their respective N.C. A&T tenure with three consecutive 20-win seasons. Robinson's teams have also been stellar in the classroom. In 2015, it was announced the Aggies had a perfect single-year APR score of 1000. Five players on Robinson's 2015-16 team had already earned their undergraduate degrees. Four of those players were and still are pursuing master's degrees while the other one pursued another undergraduate degree.

Defense and sharing the basketball has also been a staple of Robinson's program. The Aggies have finished first twice, second once and fourth once in scoring defense in the conference during Robinson's tenure. The 2013-14 season saw the Aggies finish fourth nationally in scoring defense. The following season the Aggies finished 11th nationally in the same category. Opponents are only averaging 55.2 points per game against the Aggies under Robinson, and the Aggies have plus-7.2 scoring margin against foes since Robinson became head coach.

The Aggies also have not finished lower than third in the conference in assists per game since 2013-14 season including leading the MEAC in 2015-16. In two out of Robinson's four seasons the Aggies have led the conference in field goal percentage and the team finished third in that area during the 2014-15 season. During the 2013-14 season, the Aggies got off to the best start in school history by going 7-1 as they finished the year 24-7. Also that season, the Aggies made history by becoming the first historically black college or university to win consecutive games in the preseason WNIT. Robinson was also selected to participate in The Center for Coaching Excellence presented by the Women's Basketball Coaches Association (WBCA).

Prior to his successful stints at N.C. A&T and VCU, Robinson spent two seasons as a graduate assistant for the N.C. A&T men's basketball program under head coach Curtis Hunter. He worked with student-athletes with individual skill development and served as the film exchange coordinator. He also coordinated the summer basketball camp and taught classes in the university's Health and Physical Education Department. He then worked two seasons as the assistant boys basketball coach at High Point Andrews High School, where he helped Andrews compile a 42-13 record and a pair of appearances in the NCHSAA State Tournament.

Robinson has also participated as an instructor in basketball camps hosted by NCAA Division I head coaches Roy Williams, the late Skip Prosser and Fran McCafferty. He was also an active participant in the award-winning National Youth Sports Program (NYSP) at N.C. A&T. Robinson also has taught at risk children at local elementary schools as a part of the university's Gear-Up Foundation Program. Robinson first made his mark at N.C. A&T as a student-athlete at N.C. A&T. He played on the men's basketball team from 1997-2001, and had a stellar playing career at N.C. A&T. He scored 934 career points, grabbed more than 700 rebounds and blocked 35 shots during his career. He led the Aggies in rebounding his junior season. Robinson attended E.E. Smith High School in Fayetteville, N.C., where he was an Honorable Mention McDonald's All-American and lettered three years on the varsity level. He was an all-conference and all-regional performer as a senior and led the Golden Bulls to a conference championship and regional runner-up finish in the state playoffs.

Tarrell Robinson Record vs. Opponents at N.C. A&T

| | | | | | | | |
|---------------------------|------------|---------------------------|-------------|------------------------------|------------|-------------------------------------|---------------|
| <u>Appalachian State</u> | <u>2-2</u> | <u>Georgian Southern</u> | <u>1-1</u> | <u>Notre Dame</u> | <u>0-1</u> | <u>UNC Asheville</u> | <u>2-0</u> |
| <u>Auburn</u> | <u>0-2</u> | <u>Guilford College</u> | <u>1-0</u> | <u>Ohio</u> | <u>1-0</u> | <u>UNC Wilmington</u> | <u>1-0</u> |
| <u>Ball State</u> | <u>0-1</u> | <u>Hampton</u> | <u>1-5</u> | <u>Ohio State</u> | <u>0-1</u> | <u>UT Martin</u> | <u>1-1</u> |
| <u>Bethune-Cookman</u> | <u>8-3</u> | <u>Harvard</u> | <u>0-1</u> | <u>Oral Roberts</u> | <u>1-0</u> | <u>VCU</u> | <u>0-2</u> |
| <u>Campbell</u> | <u>1-1</u> | <u>Howard</u> | <u>5-3</u> | <u>Pfeiffer</u> | <u>1-0</u> | <u>Virginia Lynchburg</u> | <u>1-0</u> |
| <u>Charlotte</u> | <u>0-1</u> | <u>Iona</u> | <u>1-0</u> | <u>Quinnipiac</u> | <u>0-1</u> | <u>Virginia Tech</u> | <u>0-1</u> |
| <u>Coppin State</u> | <u>3-4</u> | <u>James Madison</u> | <u>0-1</u> | <u>Richmond</u> | <u>1-1</u> | <u>Western Carolina</u> | <u>1-0</u> |
| <u>Davidson</u> | <u>2-0</u> | <u>Johnson C. Smith</u> | <u>1-0</u> | <u>Saint Augustine's</u> | <u>1-0</u> | <u>West Virginia</u> | <u>0-1</u> |
| <u>Delaware State</u> | <u>6-0</u> | <u>Liberty</u> | <u>1-0</u> | <u>Savannah State</u> | <u>8-2</u> | <u>Wichita State</u> | <u>0-1</u> |
| <u>Duke</u> | <u>0-1</u> | <u>Marist</u> | <u>0-1</u> | <u>Siena</u> | <u>1-0</u> | <u>William & Mary</u> | <u>2-1</u> |
| <u>Duquesne</u> | <u>0-2</u> | <u>MD Eastern Shore</u> | <u>2-4</u> | <u>Slippery Rock</u> | <u>1-0</u> | <u>Winston-Salem State</u> | <u>1-0</u> |
| <u>Elon</u> | <u>2-1</u> | <u>Morgan State</u> | <u>5-0</u> | <u>South Carolina St.</u> | <u>6-1</u> | | |
| <u>Florida</u> | <u>0-1</u> | <u>N.C. Central</u> | <u>10-1</u> | <u>South Florida</u> | <u>1-0</u> | | |
| <u>Florida A&M</u> | <u>9-1</u> | <u>Navy</u> | <u>1-1</u> | <u>Southern Mississippi</u> | <u>0-1</u> | | |
| <u>Florida Gulf Coast</u> | <u>0-2</u> | <u>Nebraska Omaha</u> | <u>0-1</u> | <u>Southern Utah</u> | <u>1-0</u> | | |
| <u>Francis Marion</u> | <u>1-0</u> | <u>Nebraska</u> | <u>0-1</u> | <u>Stetson</u> | <u>1-0</u> | | |
| <u>George Washington</u> | <u>1-1</u> | <u>Norfolk State</u> | <u>3-2</u> | <u>Tennessee Chattanooga</u> | <u>0-1</u> | | |
| <u>Georgia</u> | <u>0-1</u> | <u>North Dakota State</u> | <u>1-0</u> | <u>Tennessee Tech</u> | <u>1-0</u> | | |
| <u>Georgia State</u> | <u>1-0</u> | <u>North Greenville</u> | <u>1-0</u> | <u>UCLA</u> | <u>0-1</u> | | |
| | | | | | | TOTAL | 103-64 |
| | | | | | | Vs. Non-Conference Opponents | 37-38 |
| | | | | | | Vs. MEAC Opponents | 66-26 |

THE LAST TIME ...

| | |
|---|--|
| <u>A&T won an overtime game</u> | 62-57 at Davidson, Dec. 2, 2014 |
| <u>A&T lost an overtime game</u> | 76-75 at Norfolk State, Jan. 19, 2015 |
| <u>A&T played a double-overtime game</u> | 64-60 at Norfolk State, March 3, 2003 |
| <u>A&T scored 100 points in a game</u> | 101, at S.C. State, Feb. 25, 2012 (W, 101-61) |
| <u>A&T scored 100 points in a MEAC game</u> | 101, at S.C. State, Feb. 25, 2012(W, 101-61) |
| <u>A&T scored 60+ points in a half</u> | 63 vs. Virginia Union (2nd Half), Nov. 15, 2011 (W, 103-61) |
| <u>A&T scored 50-59 points in a half</u> | 53 vs. Morgan State (2nd Half), Jan. 26, 2013 (W, 90-73) |
| <u>A&T scored less than 30 points in a game</u> | 29, at N.C. State, Dec. 18, 2004 (L, 76-29) |
| <u>A&T scored less than 15 points in a half</u> | 17, vs. Chattanooga (1st Half), Dec. 21, 2014 (L, 58-43) |
| <u>A&T shot 70 percent for a half</u> | .700 (14-20) at SSU (2nd Half), Feb. 18, 2013 (W, 67-45) |
| <u>A&T shot 60-69 percent in a half</u> | .619 (13-21) at FAMU (1st Half), Feb. 14, 2015 (W, 67-48) |
| <u>A&T shot 90 percent from the free throw line in a game (min. 10 att)</u> | 1.000 (12-12) vs. Harvard, Nov. 26, 2017 (L, 60-64) |
| <u>A&T shot 60 percent from 3-point line in a game (min. 10 att)</u> | .667 (10-15) at James Madison, March 21, 2013 (L, 77-64) |
| <u>A&T shot less than 50 percent from the free throw line in a game</u> | .476 (10-21) at UT Martin, Nov. 30, 2017 (L, 63-76) |
| <u>A&T attempted 50 free throws in a game</u> | 51 (33-51) at Norfolk State, Feb. 24, 2007 (W, 83-77) |
| <u>A&T made 35 free throws in a game</u> | 36 (36-57) vs. Norfolk State, Dec. 6, 2008 (W, 90-59) |
| <u>A&T attempted 25 or more 3-pointers in a game</u> | 27 (8-27) vs. Georgia, Dec. 14, 2017 (L, 63-73) |
| <u>A&T made 13 or more 3-pointers in a game</u> | 14 (14-23) at Florida A&M, Jan. 22, 2005 (W 80-77 OT) |
| <u>A&T totaled 60 or more rebounds in a game in a game</u> | 68 vs. Saint Augustine's, Dec. 11, 2017 (W, 94-42) |
| <u>A&T totaled 25 or more assists in a game</u> | 25 at Bethune-Cookman, Feb. 11, 2008 (W, 89-55) |
| <u>A&T totaled 10 or more blocks in a game</u> | 10, at UT Martin, Nov. 30, 2017 (L, 63-76) |
| <u>A&T totaled 20 or more steals in a game</u> | 30 vs. Saint Augustine's, Dec. 11, 2017 (W, 94-42) |
| | |
| <u>A player scored 40+ points</u> | 45—Shareka Glover, vs. Morgan State, Jan. 23, 2006 (W, 87-78) |
| <u>A player scored 30-39 points</u> | 33—Amber Calvin at Savannah State, Feb. 27, 2012 (W, 88-74) |
| <u>Two players scored 20+ points in the same game</u> | Debbie Smith (22) & Adriana Nazario (21) at Howard, Dec. 6, 2014 (W, 80-69) |
| <u>A player had back-to-back 30+ point games</u> | Brittanie Taylor-James 31 (March 2, 2009 vs. Hampton) & 30 (March 5, 2009 at NSU) |
| <u>One player had a double-double (Pts & Rebounds)</u> | Alexus Lessears (20 pts, 18 rebs) at UT Martin, Nov. 30, 2017 (L, 63-76) |
| <u>One player had a double-double (Pts & Assists)</u> | Sharkea Glover (10 pts, 14 assists) at Florida A&M on Jan. 22, 2005 (W, 80-77 OT) |
| <u>One player had a double-double (Pts & Steals)</u> | JaQuayla Berry (31 pts, 10 steals) vs. S.C. State on Jan. 22, 2011 (W, 94-71) |
| <u>A player had a double-double in consecutive games</u> | Alexus Lessears in two games from Feb. 13-Feb. 18, 2017 |
| <u>A player had 15+ rebounds</u> | 18—Alexus Lessears at UT Martin, Nov. 30, 2017 |
| <u>A player had 10-14 assists in a game</u> | 14-Shareka Glover at Florida A&M on Jan. 22, 2005 (W, 80-77 OT) |
| <u>A player led team in scoring, rebounds and assists in a game</u> | Aliyah Kilpatrick (15 pts, 6 reb, 7 asst,) vs. UT Martin Nov. 14, 2016 (W, 74-59) |
| <u>A player led team in scoring, assists and steals in a game</u> | Aliyah Kilpatrick (15 pts, 4 asst, 3 steals) vs. NCCU, Mar. 7, 2017 (W, 71-58) |
| <u>A player led the team in scoring, rebounds and steals in a game</u> | Michelle Fitzgerald (14 pts, 8 rebs, 2 steals) at Norfolk St., Jan. 30, 2017 (L, 69-53) |
| <u>A player led the team in points, rebounds, steals & assists</u> | Aliyah Kilpatrick (15 pts, 6 reb, 7 asst, 2 steals) vs. UT Martin Nov. 14, 2016 (W, 74-59) |
| <u>A player led the team in points, rebounds and blocks in a game</u> | Alexus Lessears (20 pts, 18 rebs, 5 block) at UT Martin, Nov. 30, 2017 |
| <u>A player played every minute of a game</u> | 40 minutes Amber Calvin at Savannah State on Feb. 27, 2012 (W, 88-74) |
| <u>A player had 5+ blocked shots in a game</u> | 18 --Alexus Lessears at UT Martin, Nov. 30, 2017 |
| <u>A player had 10+ steals in a game</u> | 10—JaQuayla Berry at S.C. State on Jan. 22, 2011 (W, 94-71) |

THE LAST TIME ...

100 Points Scored

| | |
|-------------|--|
| By N.C. A&T | 101-61 at South Carolina State (2/25/12) |
| By Opponent | 60-113 vs. Michigan State (11/12/11) |

40+ Point Victory

| | |
|-------------|---|
| By N.C. A&T | 41 (79-38) vs. Delaware State (1/24/15) |
| By Opponent | 41 (42-83) vs. UCLA (12/20/16) |

30+ Point Victory

| | |
|-------------|---|
| By N.C. A&T | 35 (89-54) vs. Savannah State (2/25/17) |
| By Opponent | 31 (59-90) vs. Elon (11/13/17) |

20+ Point Victory

| | |
|-------------|--|
| By N.C. A&T | 25 (81-56) vs. Appalachian State (11/21/17) |
| By Opponent | 26 (41-67) vs. Florida Gulf Coast (12/14/16) |

Overtime Game

| | |
|---------------|-----------------------------------|
| N.C. A&T Win | 62-57 at Davidson (12/2/15) |
| N.C. A&T Loss | 75-76 vs. Norfolk State (1/19/15) |

Double Overtime Game

| | |
|---------------|------------------------------------|
| N.C. A&T Win | 57-53 vs. Bethune-Cookman (3/4/02) |
| N.C. A&T Loss | 60-64 at Norfolk State (3/3/03) |

Four or More Players in Double Figure Scoring

| | |
|-------------|------------------------|
| By N.C. A&T | 4 vs. |
| By Opponent | 4, Duquesne (11/25/17) |

Zero Players in Double Figure Scoring

| | |
|-------------|--------------------------|
| By N.C. A&T | At Morgan State (2/1/16) |
| By Opponent | |

Made 30-35 Field Goals

| | |
|-------------|------------------------------|
| By N.C. A&T | 31 vs. Florida A&M (2/13/16) |
| By Opponent | 30, Duquesne (11/25/17) |

Made 35 or more Field Goals

| | |
|-------------|-----------------------------------|
| By N.C. A&T | 37 vs. St. Augustine's (12/11/17) |
| By Opponent | |

Made Fewer Than 20 Field Goals

| | |
|-------------|---------------------------------|
| By N.C. A&T | 17 at Auburn (11/16/17) |
| By Opponent | 18, Western Carolina (12/19/17) |

Had 65-69 Field Goal Attempts

| | |
|-------------|----------------------------------|
| By N.C. A&T | 68 vs. Bethune-Cookman (2/27/17) |
| By Opponent | 67, NC Central (3/7/17) |

Had 70-79 Field Goal Attempts

| | |
|-------------|------------------------------------|
| By N.C. A&T | 71 vs. Western Carolina (12/19/17) |
| By Opponent | 73, Howard (2/18/17) |

Shot 50 Percent or Better From The Field

| | |
|-------------|---|
| By N.C. A&T | 55.1 (38-69) vs. Savannah State (2/25/17) |
| By Opponent | 50.0 (30-60), Duquesne (11/25/17) |

Shot 60 Percent or Better From The Field

| | |
|-------------|---|
| By N.C. A&T | 63.8 (30-47) vs. UNC Asheville (12/17/13) |
| By Opponent | |

Shot Less Than 30 Percent From The Field

| | |
|-------------|--|
| By N.C. A&T | 20.0 (13-65) vs. UCLA (12/20/16) |
| By Opponent | 22.8 (13-57), vs. St. Augustine's (12/11/17) |

Made 10 or More 3-Pointers

| | |
|-------------|--|
| By N.C. A&T | 10-20 vs. Appalachian State (11/21/17) |
| By Opponent | 12-of-25 at UT Martin (11/30/17) |

Made 15 or More 3-Pointers

| | |
|-------------|--|
| By N.C. A&T | |
| By Opponent | |

Made Zero 3-Pointers

| | |
|-------------|---------------------------------|
| By N.C. A&T | |
| By Opponent | 0-for-4, Coppin State (1/27/16) |

Attempted 30 or More 3-Pointers

| | |
|-------------|--------------------------------|
| By N.C. A&T | |
| By Opponent | 37 (7-for-37), Ohio (12/28/16) |

Shot Over 60 Percent From 3-Point Range

| | |
|-------------|-----------------------------------|
| By N.C. A&T | 62.5 (10-16) vs. Howard (12/5/15) |
| By Opponent | 63.6 (7-11), Duke (1/2/15) |

Shot Less Than 20 Percent From 3-Point Range

| | |
|-------------|---|
| By N.C. A&T | 17.6 (3-16) at UT Martin (11/30/17) |
| By Opponent | 20.0 (3-15), vs. St. Augustine's (12/11/17) |

Made 25-29 Free Throws

| | |
|-------------|------------------------------|
| By N.C. A&T | 28 vs. Hampton (3/11/16) |
| By Opponent | 26, West Virginia (11/22/16) |

Made 30 or More Free Throws

| | |
|-------------|--|
| By N.C. A&T | |
| By Opponent | |

Made 5 or Fewer Free Throws

| | |
|-------------|--------------------------|
| By N.C. A&T | 2 vs. Florida (12/11/16) |
| By Opponent | 5, Duquesne (11/25/17) |

Had 30-39 Free Throw Attempts

| | |
|-------------|---|
| By N.C. A&T | 15-of-33 vs. St. Augustine's (12/11/17) |
| By Opponent | 23-of-33, Hampton (3/10/17) |

Had 40 or More Free Throw Attempts

| | |
|-------------|--------------------------------------|
| By N.C. A&T | 26-of-43 vs. Savannah State (3/1/14) |
| By Opponent | |

Shot 80 Percent or Better From the Free Throw Line

| | |
|-------------|--|
| By N.C. A&T | 88.0 (22-25) vs. Bethune-Cookman (2/27/17) |
| By Opponent | 81.8 (9-11), Delaware State (2/1/17) |

Shot 90 Percent or Better From the Free Throw Line

| | |
|-------------|-------------------------------------|
| By N.C. A&T | 90.9(10-11) at Charlotte (12/19/11) |
| By Opponent | 92.3 (12-13), UCLA (12/20/16) |

Shot 100 Percent From the Free Throw Line

| | |
|-------------|----------------------------------|
| By N.C. A&T | 12-for-12 vs. Harvard (11/26/17) |
| By Opponent | |

Had 50-59 Rebounds

| | |
|-------------|------------------------------------|
| By N.C. A&T | 50 vs. Western Carolina (12/19/17) |
| By Opponent | 52, Howard (2/18/17) |

Had 60 or More Rebounds

| | |
|-------------|-----------------------------------|
| By N.C. A&T | 68 vs. St. Augustine's (12/11/17) |
| By Opponent | 60, Howard (2/18/17) |

Had 20-29 Assists

| | |
|-------------|-----------------------------------|
| By N.C. A&T | 21 vs. St. Augustine's (12/11/17) |
| By Opponent | 20, UCLA (12/20/16) |

Had 10 or More Blocks

| | |
|-------------|-----------------------------|
| By N.C. A&T | 10, at UT Martin (11/30/17) |
| By Opponent | 11, Norfolk State (1/30/17) |

Had 15 or More Steals

| | |
|-------------|--------------------------------|
| By N.C. A&T | 15 vs. Delaware State (2/1/17) |
| By Opponent | 15, Elon (11/13/17) |

Had 20 or More Steals

| | |
|-------------|------------------------------------|
| By N.C. A&T | 30, vs. St. Augustine's (12/11/17) |
| By Opponent | |

THE LAST TIME ...

30 or More Points Scored

By N.C. A&T _____
By Opponent 30, Kendall Spray, UT Martin (11/30/17)

35 or More Points Scored

By N.C. A&T _____
By Opponent _____

Two or More Players Scored 20+ Points

By N.C. A&T D. Smith (22), A. Nazario (21) at Howard (12/6/14)
By Opponent _____

Three or More Players Scored 20+ Points

By N.C. A&T _____
By Opponent _____

Made 10 or More Field Goals

By N.C. A&T 10 (10-11), Courtney Powell, at Florida A&M (2/27/16)
By Opponent 11 (11-15), Kendall Spray at UT Martin (11/30/17)

Made 15 or More Field Goals

By N.C. A&T _____
By Opponent _____

Made 5 or More 3-Pointers

By N.C. A&T C'Coriea Foy, 5-for-9, vs. Appalachian State (11/21/17)
By Opponent Kari Korver, 5-for-9, UCLA (12/20/16)

Made 6 or More 3-Pointers

By N.C. A&T Kala Green, 6-for-11, vs. Georgia (12/14/17)
By Opponent _____

Made 7 or More 3-Pointers

By N.C. A&T _____
By Opponent Ashleigh Munns, 7-for-14, vs. Southern Utah (11/28/15)

Made 8 or More 3-Pointers

By N.C. A&T _____
By Opponent Kendall Spray, 8-for-11, at UT Martin (11/30/17)

Made 10 or More Free Throws

By N.C. A&T Dana Brown, 12-of-14 vs. Hampton (3/11/16)
By Opponent Sherae Bonner, 11-of-15, Western Carolina (12/19/17)

Made 15 or More Free Throws

By N.C. A&T _____
By Opponent _____

Attempted 20 or More Free Throws

By N.C. A&T _____
By Opponent _____

Was Perfect With 10 or More Free Throws

By N.C. A&T _____
By Opponent _____

Had 15 or More Rebounds

By N.C. A&T Le'on Hill, 16, Western Carolina (12/19/17)
By Opponent _____

Had 20 or More Rebounds

By N.C. A&T _____
By Opponent _____

Had 25 or More Rebounds

By N.C. A&T _____
By Opponent _____

Two Players Had 10 or More Rebounds

By N.C. A&T _____
By Opponent _____

Two or More Players Had Double-Doubles

By N.C. A&T _____
By Opponent _____

Shot 100 Percent From the Field (min. 5 attempts)

By N.C. A&T _____
By Opponent _____

Shot 100 Percent from 3-Point Range (min. 5 attempts)

By N.C. A&T _____
By Opponent _____

Had 10 or more Assists

By N.C. A&T _____
By Opponent _____

Had 15 or more Assists

By N.C. A&T _____
By Opponent _____

Had 20+ Points and 10+ Rebounds

By N.C. A&T Alexis Lessears (20 pts, 18 reb), at UT Martin (11/30/17)
By Opponent Sherae Bonner (20 pts, 14 reb), Western Carolina (12/19/17)

Had 20+ Points and 15+ Rebounds

By N.C. A&T Alexis Lessears (20 pts, 18 rbs), at UT Martin (11/30/17)
By Opponent _____

Had 10+ Points and 10+ Assists

By N.C. A&T _____
By Opponent _____

Had 15+ Points and 10+ Assists

By N.C. A&T _____
By Opponent _____

Had 5 or More Steals

By N.C. A&T Le'on Hill, 6, vs. Saint Augustine's (12/11/17)
By Opponent _____

Had 8 or More Steals

By N.C. A&T C'Coriea Foy, 8, vs. Saint Augustine's (12/11/17)
By Opponent _____

Had 5 or More Blocks

By N.C. A&T Alexis Lessears, 5, at UT Martin (11/30/17)
By Opponent _____

Had 7 or More Blocks

By N.C. A&T _____
By Opponent _____

Recorded A Triple Double

By N.C. A&T _____
By Opponent _____

Played 45 or More Minutes

By N.C. A&T _____
By Opponent _____

Scored 20 or More Points off the Bench

By N.C. A&T Kala Green (23), vs. Georgia (12/14/17)
By Opponent _____

Scored 25 or More Points off the Bench

By N.C. A&T _____
By Opponent _____

Recorded 10 or More Rebounds off the Bench

By N.C. A&T _____
By Opponent Tornisha Davis (11), Saint Augustine's (12/11/17)

N.C. A&T Women's Basketball
N.C. A&T Overall Team Statistics (as of Dec 27, 2017)
All games

| TEAM STATISTICS | NCATW | OPP |
|------------------------|---------|---------|
| SCORING | 661 | 645 |
| Points per game | 66.1 | 64.5 |
| Scoring margin | +1.6 | - |
| FIELD GOALS-ATT | 243-679 | 233-574 |
| Field goal pct | .358 | .406 |
| 3 POINT FG-ATT | 53-192 | 62-200 |
| 3-point FG pct | .276 | .310 |
| 3-pt FG made per game | 5.3 | 6.2 |
| FREE THROWS-ATT | 122-203 | 117-176 |
| Free throw pct | .601 | .665 |
| F-Throws made per game | 12.2 | 11.7 |
| REBOUNDS | 434 | 414 |
| Rebounds per game | 43.4 | 41.4 |
| Rebounding margin | +2.0 | - |
| ASSISTS | 142 | 140 |
| Assists per game | 14.2 | 14.0 |
| TURNOVERS | 178 | 238 |
| Turnovers per game | 17.8 | 23.8 |
| Turnover margin | +6.0 | - |
| Assist/turnover ratio | 0.8 | 0.6 |
| STEALS | 102 | 84 |
| Steals per game | 10.2 | 8.4 |
| BLOCKS | 29 | 53 |
| Blocks per game | 2.9 | 5.3 |
| WINNING STREAK | 1 | - |
| Home win streak | 1 | - |
| ATTENDANCE | 4411 | 5722 |
| Home games-Avg/Game | 6-735 | 2-1366 |
| Neutral site-Avg/Game | - | 2-1495 |

| Score by Periods | 1st | 2nd | 3rd | 4th | Totals |
|------------------|-----|-----|-----|-----|--------|
| N.C. A&T | 141 | 163 | 176 | 181 | 661 |
| Opponents | 174 | 163 | 164 | 144 | 645 |

N.C. A&T Women's Basketball
N.C. A&T Points-Rebounds-Assists (as of Dec 27, 2017)
All games

| Opponent | Date | Score | 01 | 02 | 03 | 05 | 11 | 12 | 15 | 21 | 22 | 25 | 30 |
|----------|----------|---------|------------|------------|------------|------------|------------|------------|------------|-----------|------------|-----------|-----------|
| | | | BATIE,MORG | BOSTICK,SH | MCCRAY,CIN | WILSON,MIK | SCAIFE,JAD | FOY,C'CORI | LESSEARS,A | GREEN,KAL | HILL,LE'ON | ALSTON,CH | STORY,QUE |
| GS | 11/10/17 | 60-49 w | DNP | 10-6-4 | 16-6-0 | DNP | 0-5-0 | 15-3-2 | 5-11-1 | 8-3-3 | 0-6-0 | DNP | 6-3-0 |
| ELON | 11/13/17 | 59-90 L | DNP | 7-2-3 | 11-3-3 | DNP | 4-4-1 | 16-4-1 | 3-7-0 | 10-3-2 | 3-3-0 | DNP | 5-3-0 |
| at AU | 11/16/17 | 53-63 L | DNP | 1-2-3 | 14-4-1 | DNP | 2-1-0 | 8-2-5 | 6-5-0 | 13-4-1 | 4-2-0 | DNP | 5-5-1 |
| APP | 11/21/17 | 81-56 w | DNP | 7-3-4 | 14-4-3 | DNP | 5-1-0 | 25-4-1 | 1-4-3 | 17-5-5 | 2-4-1 | 2-0-1 | 8-4-3 |
| vs DUQ | 11/25/17 | 60-73 L | DNP | 9-2-0 | 8-1-1 | DNP | 6-5-1 | 3-0-2 | 13-16-0 | 7-4-3 | 5-5-2 | 7-1-0 | 2-6-0 |
| vs HARV | 11/26/17 | 60-64 L | DNP | 9-5-4 | 2-1-0 | DNP | 2-3-0 | 14-3-2 | 8-10-0 | 10-1-3 | 0-7-0 | 7-1-0 | 8-5-1 |
| at UTM | 11/30/17 | 63-76 L | DNP | 2-2-4 | 4-2-2 | DNP | 0-1-1 | 10-3-3 | 20-18-1 | 11-3-3 | 4-5-2 | 9-4-1 | 3-3-1 |
| SAU-W | 12/11/17 | 94-42 w | 1-2-0 | 7-4-8 | 9-6-0 | 8-4-3 | 11-6-1 | 20-8-5 | 6-9-0 | 8-2-3 | 4-9-0 | 11-6-1 | 9-2-0 |
| UGA | 12/14/17 | 63-73 L | DNP | 3-5-1 | 6-4-4 | DNP | 5-1-0 | 8-2-7 | 4-7-0 | 23-2-1 | 2-5-3 | 2-1-1 | 10-2-1 |
| WCU | 12/19/17 | 68-59 w | DNP | 6-2-1 | 5-2-0 | DNP | 11-9-0 | 18-5-6 | 6-9-0 | 17-0-4 | 3-16-1 | 1-1-2 | 1-1-0 |

N.C. A&T Women's Basketball
N.C. A&T Team Game-by-Game Comparison (as of Dec 27, 2017)
All games

| Opponent | 1st | 2nd | Score | Mar | Total FG | FG Pct | 3-Pointers | 3FG Pct | Free Throws | FT Pct | Rebounds | Assist | T/Over | Block | Steal | Fouls | |
|-------------------|-------|-------|-------|------|-------------|-----------|------------|-----------|-------------|-----------|----------|--------|--------|-------|-------|-------|-------|
| GEORGIA SOUTHERN | 24/32 | 36/17 | 60-49 | +11 | 23-62/18-59 | .371/.305 | 6-21/2-21 | .286/.095 | 8-11/11-17 | .727/.647 | 46/41 | +5 | 10/11 | 17/20 | 2/3 | 3/8 | 25/17 |
| ELON | 26/55 | 33/35 | 59-90 | (31) | 21-64/29-55 | .328/.527 | 3-14/10-19 | .214/.526 | 14-25/22-26 | .560/.846 | 32/41 | (9) | 10/22 | 30/32 | 2/6 | 11/15 | 23/28 |
| Auburn | 24/31 | 29/32 | 53-63 | (10) | 17-48/25-61 | .354/.410 | 6-20/4-18 | .300/.222 | 13-19/9-16 | .684/.563 | 27/44 | (17) | 11/11 | 22/22 | 1/2 | 10/13 | 20/23 |
| APPALACHIAN ST. | 38/27 | 43/29 | 81-56 | +25 | 28-63/22-52 | .444/.423 | 10-20/7-22 | .500/.318 | 15-20/5-13 | .750/.385 | 35/36 | (1) | 21/10 | 17/32 | 4/3 | 13/4 | 17/20 |
| Duquesne | 29/42 | 31/31 | 60-73 | (13) | 23-76/30-60 | .303/.500 | 2-10/8-21 | .200/.381 | 12-21/5-9 | .571/.556 | 50/40 | +10 | 9/20 | 15/18 | 1/6 | 7/7 | 14/21 |
| Harvard | 28/33 | 32/31 | 60-64 | (4) | 22-73/25-59 | .301/.424 | 4-24/7-24 | .167/.292 | 12-12/7-16 | 1000/.438 | 45/47 | (2) | 10/16 | 13/21 | 1/7 | 9/7 | 20/14 |
| UT Martin | 23/40 | 40/36 | 63-76 | (13) | 25-59/29-63 | .424/.460 | 3-17/12-25 | .176/.480 | 10-21/6-11 | .476/.545 | 44/34 | +10 | 18/19 | 23/14 | 10/3 | 7/11 | 16/19 |
| SAINT AUGUSTINE'S | 45/27 | 49/15 | 94-42 | +52 | 37-93/13-57 | .398/.228 | 5-15/3-15 | .333/.200 | 15-33/13-18 | .455/.722 | 68/44 | +24 | 21/8 | 19/40 | 4/9 | 30/7 | 19/25 |
| GEORGIA | 30/31 | 33/42 | 63-73 | (10) | 24-70/24-55 | .343/.436 | 8-27/4-11 | .296/.364 | 7-12/21-26 | .583/.808 | 37/44 | (7) | 18/11 | 11/18 | 1/7 | 3/4 | 21/15 |
| WESTERN CAROLINA | 37/19 | 31/40 | 68-59 | +9 | 23-71/18-53 | .324/.340 | 6-24/5-24 | .250/.208 | 16-29/18-24 | .552/.750 | 50/43 | +7 | 14/12 | 11/21 | 3/7 | 9/8 | 23/21 |

Note: Game totals are displayed in the format TEAM/OPPONENT for each category

N.C. A&T Women's Basketball
N.C. A&T Combined Team Statistics (as of Dec 27, 2017)
All games

| RECORD: | OVERALL | HOME | AWAY | NEUTRAL |
|----------------|----------------|-------------|-------------|----------------|
| ALL GAMES | 4-6 | 4-2 | 0-2 | 0-2 |
| CONFERENCE | 0-0 | 0-0 | 0-0 | 0-0 |
| NON-CONFERENCE | 4-6 | 4-2 | 0-2 | 0-2 |

| # | Player | gp-gs | min | avg | Total | | 3-Point | | F-Throw | | Rebounds | | | | pf | dq | a | to | blk | stl | pts | avg |
|----------------|--------------------|-------|------|------|---------|------|---------|------|---------|------|----------|-----|-----|------|-----|-----|-----|-----|-----|-----|-----|------|
| | | | | | fg | fga | fg% | 3fg | 3fga | 3fg% | ft | fta | ft% | off | def | tot | avg | | | | | |
| 12 | FOY,C'Coriea | 10-10 | 279 | 27.9 | 51-160 | .319 | 18-72 | .250 | 17-23 | .739 | 14 | 20 | 34 | 3.4 | 30 | 2 | 34 | 35 | 5 | 28 | 137 | 13.7 |
| 21 | GREEN,Kala | 10-6 | 298 | 29.8 | 46-114 | .404 | 19-53 | .358 | 13-15 | .867 | 5 | 22 | 27 | 2.7 | 18 | 0 | 28 | 27 | 0 | 15 | 124 | 12.4 |
| 03 | MCCRAY,Cinia | 10-9 | 262 | 26.2 | 32-111 | .288 | 13-54 | .241 | 12-20 | .600 | 14 | 19 | 33 | 3.3 | 14 | 0 | 14 | 18 | 1 | 8 | 89 | 8.9 |
| 05 | WILSON,Mikaya | 1-1 | 21 | 21.0 | 4-6 | .667 | 0-0 | .000 | 0-1 | .000 | 0 | 4 | 4 | 4.0 | 1 | 0 | 3 | 4 | 0 | 1 | 8 | 8.0 |
| 15 | LESSEARS,Alexus | 10-7 | 195 | 19.5 | 27-63 | .429 | 0-0 | .000 | 18-48 | .375 | 46 | 50 | 96 | 9.6 | 32 | 2 | 5 | 21 | 8 | 5 | 72 | 7.2 |
| 02 | BOSTICK,Shantell | 10-4 | 231 | 23.1 | 17-46 | .370 | 0-3 | .000 | 27-37 | .730 | 10 | 23 | 33 | 3.3 | 25 | 0 | 32 | 26 | 0 | 12 | 61 | 6.1 |
| 30 | STORY,Quenswayla | 10-5 | 178 | 17.8 | 26-54 | .481 | 3-7 | .429 | 2-4 | .500 | 9 | 25 | 34 | 3.4 | 19 | 0 | 7 | 12 | 3 | 2 | 57 | 5.7 |
| 25 | ALSTON,Chrishyanah | 7-0 | 107 | 15.3 | 13-42 | .310 | 0-1 | .000 | 13-17 | .765 | 7 | 7 | 14 | 2.0 | 12 | 0 | 6 | 7 | 0 | 6 | 39 | 5.6 |
| 11 | SCAIFE,Jade | 10-0 | 168 | 16.8 | 17-48 | .354 | 0-0 | .000 | 12-21 | .571 | 14 | 22 | 36 | 3.6 | 20 | 0 | 4 | 7 | 3 | 8 | 46 | 4.6 |
| 22 | HILL,Le'on | 10-8 | 254 | 25.4 | 10-32 | .313 | 0-1 | .000 | 7-15 | .467 | 22 | 40 | 62 | 6.2 | 26 | 0 | 9 | 15 | 9 | 15 | 27 | 2.7 |
| 01 | BATIE,Morgan | 1-0 | 7 | 7.0 | 0-3 | .000 | 0-1 | .000 | 1-2 | .500 | 1 | 1 | 2 | 2.0 | 1 | 0 | 0 | 0 | 0 | 2 | 1 | 1.0 |
| Team | | | | | | | | | | | 38 | 21 | 59 | | | | 6 | | | | | |
| Total..... | | 10 | 2000 | | 243-679 | .358 | 53-192 | .276 | 122-203 | .601 | 180 | 254 | 434 | 43.4 | 198 | 4 | 142 | 178 | 29 | 102 | 661 | 66.1 |
| Opponents..... | | 10 | 2000 | | 233-574 | .406 | 62-200 | .310 | 117-176 | .665 | 118 | 296 | 414 | 41.4 | 203 | 2 | 140 | 238 | 53 | 84 | 645 | 64.5 |

| TEAM STATISTICS | NCATW | OPP | Date | Opponent | Score | Att. |
|------------------------|--------------|------------|-------------|-------------------|--------------|-------------|
| SCORING | 661 | 645 | 11/10/17 | GEORGIA SOUTHERN | w 60-49 | 1411 |
| Points per game | 66.1 | 64.5 | 11/13/17 | ELON | L 59-90 | 421 |
| Scoring margin | +1.6 | - | 11/16/17 | at Auburn | L 53-63 | 1489 |
| FIELD GOALS-ATT | 243-679 | 233-574 | 11/21/17 | APPALACHIAN ST. | w 81-56 | 550 |
| Field goal pct | .358 | .406 | 11/25/17 | vs Duquesne | L 60-73 | 2883 |
| 3 POINT FG-ATT | 53-192 | 62-200 | 11/26/17 | vs Harvard | L 60-64 | 107 |
| 3-point FG pct | .276 | .310 | 11/30/17 | at UT Martin | L 63-76 | 1243 |
| 3-pt FG made per game | 5.3 | 6.2 | 12/11/17 | SAINT AUGUSTINE'S | w 94-42 | 420 |
| FREE THROWS-ATT | 122-203 | 117-176 | 12/14/17 | GEORGIA | L 63-73 | 450 |
| Free throw pct | .601 | .665 | 12/19/17 | WESTERN CAROLINA | w 68-59 | 1159 |
| F-Throws made per game | 12.2 | 11.7 | | | | |
| REBOUNDS | 434 | 414 | | | | |
| Rebounds per game | 43.4 | 41.4 | | | | |
| Rebounding margin | +2.0 | - | | | | |
| ASSISTS | 142 | 140 | | | | |
| Assists per game | 14.2 | 14.0 | | | | |
| TURNOVERS | 178 | 238 | | | | |
| Turnovers per game | 17.8 | 23.8 | | | | |
| Turnover margin | +6.0 | - | | | | |
| Assist/turnover ratio | 0.8 | 0.6 | | | | |
| STEALS | 102 | 84 | | | | |
| Steals per game | 10.2 | 8.4 | | | | |
| BLOCKS | 29 | 53 | | | | |
| Blocks per game | 2.9 | 5.3 | | | | |
| ATTENDANCE | 4411 | 5722 | | | | |
| Home games-Avg/Game | 6-735 | 2-1366 | | | | |
| Neutral site-Avg/Game | - | 2-1495 | | | | |

* - Conference game

| Score by Periods | 1st | 2nd | 3rd | 4th | Totals |
|-------------------------|------------|------------|------------|------------|---------------|
| N.C. A&T | 141 | 163 | 176 | 181 | 661 |
| Opponents | 174 | 163 | 164 | 144 | 645 |

2017-18 Radio/Television Roster



MORGAN BATIE
FR, G - 5-7
PPG: 1.0 RPG: 2.0
GP/GS: 1/0



SHANTELL BOSTICK
SO, G - 5-7
PPG: 6.1 APG: 3.2
GP/GS: 10/4




CINIA MCCRAY
SO, G - 5-9
PPG: 8.9 RPG: 3.3
GP/GS: 10/9



MIKAYA WILSON
SO, G - 5-6
PPG: 8.0 RPG: 3.4
GP/GS: 1/1



CHARNISE TYLER
JR, F/C - 6-2
PPG: -- RPG: --
GP/GS: --/--



JADE SCAIFE
GRAD, F - 5-11
PPG: 4.6 RPG: 3.6
GP/GS: 10/0



C'CORIEA FOY
SO, G - 6-0
PPG: 13.7 RPG: 3.4
GP/GS: 10/10



ALEXUS LESSEARS
SO, C - 6-3
PPG: 7.2 RPG: 9.6
GP/GS: 10/7



KALA GREEN
SR, G - 5-9
PPG: 12.4 RPG: 2.7
GP/GS: 10/6



LE'ON HILL
SO, F - 6-2
PPG: 2.7 RPG: 6.2
GP/GS: 10/8



CHRISHYANAH ALSTON
SO, G - 5-9
PPG: 5.6 RPG: 2.0
GP/GS: 7/0



QUENSWAYLA STORY
SR, F - 6-1
PPG: 5.7 RPG: 3.4
GP/GS: 10/5



TARRELL ROBINSON
Head Coach
6th Year at NCAT



SHAVON EARP
Assistant Coach
6th Year at NCAT



FRANKLIN SCOTT
Assistant Coach
6th Year at NCAT



JALEESA SAMS
Assistant Coach
3rd Year at NCAT



ADRIANA NAZARIO
Grad Assistant
1st Year at NCAT