



NORTH CAROLINA A&T AGGIES BASKETBALL 2011-12



N.C. A&T Aggies vs. Howard Bison
Game 32 • March 6, 2012 • 1:30 p.m.
Lawrence Joel Coliseum • Winston-Salem, N.C.
Series Record: A&T leads 60-34

2011-12 MEN'S BASKETBALL (12-19 OVERALL, 7-9 MEAC)

Month	Date	Day	Location	Score
NOVEMBER				
11	Fri.	at Creighton	97-65	L
14	Mon.	at Iowa	95-79	L
17	Thur.	at Campbell	94-66	L
19	Sat.	Chicago State	87-70	W
23	Wed.	Johnson & Wales	108-55	W
25	Fri.	Barber Scotia	88-53	W
28	Mon.	UNC Greensboro	87-65	W
DECEMBER				
3	Sat.	N.C. Central	65-46	L
10	Sat.	at Evansville	86-65	L
13	Tue.	at Central Florida	77-65	L
15	Thu.	at St. Mary's College	84-45	L
18	Sun.	at Hawaii	65-57	L
21	Wed.	at Akron	79-52	L
23	Fri.	at Ohio	82-66	L
28	Wed.	at Houston	71-67	L
JANUARY				
3	Tue.	Carver	85-76	W OT
7	Sat.	Bethune-Cookman	59-56	L
9	Mon.	Florida A&M	85-82	W OT
14	Sat.	at Howard	70-65	W
21	Sat.	at Morgan State	62-61	W
23	Mon.	at Coppin State	93-92	W OT
28	Sat.	UMES	91-66	W
30	Mon.	Delaware State	56-41	L
FEBRUARY				
4	Sat.	at Bethune-Cookman	92-79	L
6	Mon.	at Florida A&M	87-77	L
11	Sat.	S.C. State	85-55	W
13	Mon.	Savannah State	66-59	L
18	Sat.	N.C. Central	71-66	L
25	Sat.	at S.C. State	79-75	W
27	Mon.	at Savannah State	62-50	L
MARCH				
1	Thur.	Norfolk State	72-65	L
6	Tue.	Howard	1:30 p.m.	

North Carolina A&T	GAME FACTS	Howard
(12-19, 7-9).....	Record.....	(9-20, 6-10)
Jerry Eaves.....	Head Coaches.....	Kevin Nickelberry
(99-179, 9th season).....	Overall Records.....	(64-88, 7th season)
(99-179, 9th season).....	Record at School.....	(15-44, 2nd season)
www.ncataggies.com.....	Websites.....	www.howard-bison.com

Probable Starters

North Carolina A&T	Ht.	Yr.	PPG	RPG	Note
10 G Marc Hill	5-8	SR	10.8	1.6	Has not scored in 10+ pts. in his last 2
20 G Jean Louisme	6-4	JR	4.7	2.2	Averaging 3.0 points in his last 5
31 G Austin Witter	6-8	JR	7.0	5.4	Led A&T with 11 vs. Norfolk State
04 F DaMetrius Upchurch	6-7	JR	6.8	4.5	Has 17 off. rebounds in his last 5
01 F Adrian Powell	6-6	JR	10.0	5.3	Leads the team in steals

Probable Reserves

00 F Lawrence Smith	6-5	JR	4.5	3.6	Had to guard 6-10 Kyle O'Quinn
02 G Jared Williams	6-3	SR	3.1	1.2	He is 9-for-11 from 3 in his last 3
03 G Jeremy Underwood	6-0	SO	5.1	1.7	Has 8 assists in his last 2
12 G Nic Simpson	6-3	SR	11.4	2.0	Will miss the rest of the season
15 F D. Behohn-Tolly	6-6	JR	1.4	0.9	Has not played in the last 5 games
21 G R.J. Buck	6-3	JR	5.4	3.1	Has scored in his last 16 games
30 F Anthony Estes	6-7	FR	3.1	1.7	Scored 2 pts. in 2 min. last time out
33 F Wayland Siverand	6-7	FR	2.1	1.4	Did not play vs. NSU

Aggies Look To Avoid Past Tournament Failures

- North Carolina A&T is trying to change its recent history in the MEAC Basketball Tournament. The Aggies have not advanced to the semifinals of the tournament since 2008. The last time the Aggies advanced to the championship game was in 1999. The Aggies last tournament championship occurred in 1995. The Aggies are trying to play their way into the quarterfinals for the second time in three seasons.
- The Aggies head into the tournament as the seventh seed. It is the second-lowest seed the Aggies have had in the last six seasons. The Aggies were the No. 8 seed in 2010. Their opponent in that game was No. 9 seed Howard. The Aggies defeated the Bison 65-55 behind 21 points from Nic Simpson.
- The Aggies lead the all-time series against Howard 30-24. The two teams have a long tournament history. Tuesday's meeting will mark the 20th time the two original members of the MEAC conference have faced one another with the Aggies holding a lopsided 15-4 advantage. The Aggies also own the all-time series 60-34.
- Head coach Jerry Eaves holds a 9-10 record against Howard, a place where he was an assistant coach in the early 90's.
- A&T beat Howard 70-65 earlier this season. Adrian Powell scored nine points in two minutes to help the Aggies secure the win in the second half.



North Carolina A&T was out-rebounded 50-38, while shooting 38 percent from the floor. Witter led the Aggies with nine points. Creighton gained an advantage by hitting 14 3-pointers.

Marc Hill scored 20 points and dished out six assists in the Aggies loss to the Hawkeyes. After trailing by 16 at halftime, the Aggies played the Hawkeyes to a 45-45 tie in the second half.



The Aggies were down by just five with 10 minutes remaining in the game, but were outscored 35-12 the rest of the way in a 94-66 loss. The Aggies were out-rebounded 50-20.

Lawrence Smith scored 11 points and grabbed 12 rebounds to lead N.C. A&T to a 87-70 win at Corbett Sports Center. The Aggies hit 28 of 34 free throws to pull away.



The Aggies got a career-high 17 points from Lawrence Smith to defeat Johnson & Wales 108-55. The Aggies outrebounded the Wildcats 65-32 in the game as Kam Shepherd had 11 points and 10 rebounds. Austin Witter scored 14 points and grabbed 11 rebounds to lead N.C. A&T to an 88-53 victory over Barber-Scotia. The Aggies turned the ball over just 12 times and hit 10 3-pointers.



Ten different players played at least 15 minutes to help N.C. A&T cruise to an 87-65 win over UNCG at the Greensboro Coliseum. The Aggies held a 17-2 advantage in fast break points. R.J. Buck led the way with 16.



N.C. A&T shot 21.7 percent in the second half and hit just 2 of its 18 3-pointers on the night as NCCU defeated the Aggies 65-46. The Eagles shot just 37.5 percent, but took an early lead in what was a defensive struggle.



UE shot lights out from 3-point range and the free throw line to knock off N.C. A&T 86-65. Aggie forward Adrian Powell led the way with 15 points on 6-for-6 shooting. Evansville was 12-for-19 from three and 26-for-28 from the line.



The sons of NBA legend Michael Jordan combined 37 points on 11-for-21 shooting to defeat the Aggies 77-65. Marcus Jordan led the way with 28. Marc Hill scored 15 of his 17 points in the 2nd half to lead A&T.



St. Mary's almost hit as many 3-pointers (16) as the Aggies had field goals (18) in an 84-45 win over A&T. The loss was A&T's worst of the season. DaMetrius Upchurch and Marc Hill had 10 apiece.




North Carolina A&T took the lead twice in the second half, but a 12-0 Hawaii run that ended with the UH holding a 13-point lead with 3:23 to play, helped the Rainbows defeat the Aggies 65-57. Marc Hill led A&T with 17 points.



For the third straight game, the Aggies shot less than 40 percent as Akron earned a 79-52 win. The Aggies shot 28.3 percent from the floor, marking the second time this season they have shot less than 30 percent.



North Carolina A&T shot the ball well, but turned the ball over 24 times in an 82-66 loss to Ohio. The Aggies shot better than 40 percent for the first time in three games (55.8). DaMetrius Upchurch had 15 points.



Houston guard Joseph Young hit a 3-pointer in the corner with 35.6 seconds remaining to lead the Cougars to a 71-67 win over N.C. A&T in Houston. The Aggies had a chance to win, but missed a three as time ticked down.



It took the Aggies until overtime before they finally defeated Carver College 85-76. Austin Witter recorded his second career double-double with 17 points and 11 rebounds, while Nic Simpson had a season-high 21 points.



Bethune-Cookman's Kevin Dukes scored eight points in the final minute of the game to help the Wildcats rally to beat N.C. A&T 59-56. The Aggies led by six with a minute left before Dukes' heroics led B-CU to the win.



Adrian Powell had a career-high 22 points and backup point guard Jeremy Underwood added a season-high 14 points to lead N.C. A&T to a key 85-82 overtime win over FAMU. Underwood hit four straight FT's to clinch the win.



North Carolina A&T won its first road game of the season behind four Aggies in double figures led by Nic Simpson who had 13 points. Lawrence Smith, Adrian Powell and Marc Hill had 12 points apiece.



In the final seconds, Austin Witter had an impressive tip-in and Adrian Powell followed with a layup to lead A&T to a 62-61 win over Morgan State. R.J. Buck came off the bench to score 15 points to lead the Aggies to the road win.



In what has to be the best game played in the MEAC this season, Adrian Powell scored on a 3-pointer with 35.3 seconds remaining to lead A&T to a 93-92 overtime win at Coppin State. It was the Aggies 2nd win at Coppin in 15 years.



Marc Hill led five Aggies in double figures with 20 points as A&T blew out Maryland Eastern Shore 91-66. The Aggies improved to 6-1 at home as a Hill 3-pointer at the buzzer gave the Aggies a 49-26 halftime lead.



2011-2012 AGGIE QUICK FACTS

Location	Greensboro, N.C.
Founded	1891
Enrollment	11,338
Nickname	Aggies
Colors	Blue (PMS 288) and Gold (PMS 123)
Mascot	Aggie Bulldog

COACHING STAFF

Head Coach.....	Jerry Eaves (Louisville '86)
Record at North Carolina A&T (Yrs.).....	99-179
Career Rcd. (Yrs.)	Same
Assistant Coaches.....	Phillip Stitt (2nd year, Brewton-Parker '91) Scott Bollwage (7th year, Barton '98) Walter Booth (4th year, N.C. A&T '07)

Video Coordinator.....	Bryant Paylor
Dir. of Basketball Ops	Harlan Frye

HISTORY

First Year of Varsity Basketball.....	1952
All-Time Record.....	885-698
NCAA Appearances.....	9 (82-88, 94-95)
NCAA Tournament Record.....	0-9
NIT Appearances.....	2 (1976, 1981)
NIT Record.....	0-2
MEAC Regular-Season Championships	11 (72, 75-76, 78-79, 81-82, 84-86, 88)
MEAC Tournament Championships.....	16 (72, 75-76, 78-79, 81-88, 94-95)

TEAM INFORMATION

Home Court.....	Corbett Sports Center
Year Opened.....	1978
First Game Played There.....	Dec. 3, 1978 vs. UNC Asheville (80-69, W)
Corbett Sports Center Home Record.....	258-114
2010-2011 Overall Record.....	15-17
Home Record.....	7-5
2010-2011 MEAC Record.....	9-7
Lettermen Returning/Lost.....	9/3



N.C. A&T failed to score a field goal in the final 13 minutes of the game as Delaware State defeated the Aggies 56-41.



Bethune-Cookman turned North Carolina A&T's 21 turnovers into 33 points in a 92-79 win over the Aggies. It was the Aggies 15th straight loss at B-CU. Adrian Powell led A&T with 18 points.



North Carolina A&T got 57 points from its reserves, but a second-half rally fell short as Florida A&M defeated A&T 87-77. Nic Simpson and DaMetrius Upchurch had 14 points apiece.



For the sixth time this season, the Aggies scored more than 50 points as they cruised to a 85-55 win over S.C. State. Nic Simpson scored 17 points to reach 1,000 for his career.



Savannah State was impressive on the boards as it defeated A&T 66-59 in the teams' first ever matchup. The Tigers outrebounded the Aggies 46-27. Jeremy Underwood had 11 pts.



Archival N.C. Central went on a 14-2 run in the second half to pull away from A&T in a 71-66 win. Adrain Powell scored 16 points and eight rebounds.



DaMetrius Upchurch secured his second double-double of the season with 15 points and 11 rebounds to keep S.C. State winless in the MEAC with a 79-75 win over the Bulldogs.



North Carolina A&T struggled to score points against Savannah State as the Tigers clinched the regular-season title with a 62-50 win over the Aggies.



North Carolina A&T came from 15 down, but it was not enough as Norfolk State defeated the Aggies 72-65 on Senior Night. Austin Witter and Adrian Powell had 11 apiece.

2011-12 A&T Basketball

Nic Simpson Out For The Season

Nic Simpson had a heartbreaking injury on Feb. 18 against archrival N.C. Central. The senior out of Ft. Thomas, Ky., tore his ACL and meniscus as he went to the basket and his knee collapsed. He will miss the rest of the season. Just a week earlier, Simpson went over the 1,000-point mark for his career. He will be a significant loss for the Aggies. He leads the team in scoring off the bench and he is one of the best shooters in the MEAC. His career ends with 1,015 points, 113 assists and 209 rebounds. Simpson will finish his career as the fourth all-time leader in 3-pointers made with 179. He is second all-time in 3-pointers attempted. Simpson played in 109 games with 50 starts.

Jared Williams Steps In

Jared Williams has stepped in Nic Simpson's place and has played well in his absence. In his last two games, he is averaging 9.3 points and 20.2 minutes per game. In the process, he is 10-for-13 from the field and 7-for-9 from 3-point range. Williams has played in 61 games for the Aggies with four starts. He has only averaged 7.7 minutes per game during his career. Williams has scored a career-high 62 points this season and is averaging 3.1 points per game over his career.

Marc Hill Goes After 1,000

Marc Hill is the catalyst for the Aggies offense. He will have to hustle, however, if he wants to join Nic Simpson in the 1,000-point club. The Bowie, Md., native has at least one game remaining. He needs 41 points to reach 1,000, which means the Aggies will have to go far in the MEAC Tournament for him to reach the milestone. In addition to scoring, Hill has been valuable to A&T with his floor leadership and shooting. He has played in 128 games with 62 starts. He once made 57 straight starts for the Aggies before that string was broken on Feb. 11 against S.C. State. Hill will finish with more than 330 assists and 130 3-pointers. He is a career 35 percent shooter from 3-point range and a 74 percent shooter from the free throw line.

POWELL POWER

Adrian Powell did not have a good game against Florida A&M on Feb. 6. He scored just one point on 0-for-5 shooting. It was the exception and not the rule for the junior out of Conover, N.C. Powell's game against FAMU broke a string of games in which Powell scored in double figures in seven straight games. In the process of his streak, Powell hit two-game winners in Baltimore, as his runner helped A&T beat Morgan State 62-61 and his 3-pointer knocked off Coppin State 93-92 in overtime. Powell has returned to form lately. He has started 61 out of his last 62 games.

2011-12 N.C. A&T MEN'S BASKETBALL

Overall Record	12-19
MEAC Record	7-9
Non-Conference Record	5-10
Playing a ranked opponent	0-0
Playing at home	7-5
Playing on the road	4-14
Playing at a neutral site	1-0
Leading at the Half	10-2
Trailing at the Half	2-17
Tied at the Half	0-0
Playing in an overtime game	3-0
AGGIES RECORD WHEN...	
0 players score in double figures	0-2
1 player scores in double figures	0-4
2 players score in double figures	0-7
3 players score in double figures	5-5
4 players score in double figures	2-0
5 or more players score in double figures	5-1
Shoot 50% or better	4-2
Shooting between 40-49%	7-5
Shooting less than 40%	1-12
Opp. shoots 50% or better	1-4
Opp. shoots between 40-49%	2-10
Opp. shoots less than 40%	8-6
Shoot better than opponent	11-2
Shoot worse than opponent	1-17
More FT's made than opponent	9-6
Fewer FT's made than opponent	3-13
Out-rebound opponent	10-1
Out-rebounded by opponent	2-18
More turnovers than opponent	4-10
Fewer turnovers than opponent	7-7
Equal Turnovers	1-2
Make 10 or more 3-pointers	6-3
Attempt 20 or more 3-pointers	8-10
Attempt fewer than 20 3-pointers	4-8
Attempt more FT's than 3's	7-7
Attempt more 3's than FT's	5-12
An A&T player(s) fouls out	1-7
An opponent's player(s) fouls out	5-5
Having 15 or more assists	9-2
Score more points in the paint	10-10
Score fewer or the same points in the paint	2-9
Score more points off turnovers	8-7
Score fewer or the same points off turnovers	4-12
Score more 2nd chance points	7-4
Score fewer or the same 2nd chance points	5-15
Score more fastbreak points	9-5
Score fewer or the same fastbreak points	4-13
Scoring margin is 5 points or less	5-3
Margin is between 6-10 points	1-4
Margin is 11-20 points	1-7
Margin is 20 points or more	5-5
Score 59 points or less	0-7
Score 60-69 points	1-8
Score 70-79 points	2-3
Score 80-89 points	6-0
Score 90-99 points	2-0
Score 100+ points	1-0

2011-12 A&T Basketball

North Carolina A&T vs. Howard Statistical Comparison

N.C. A&T		Howard
12-19	RECORD	9-20
70.5	POINTS PER GAME	61.0
-2.9	SCORING MARGIN	-9.8
36.6	REBOUNDS PER GAME	35.0
-3.5	REBOUNDING MARGIN	+0.1
13.0	ASSISTS PER GAME	9.1
15.7	TURNOVERS PER GAME	17.1
7.5	STEALS PER GAME	6.1
3.2	BLOCKS PER GAME	3.0
.423 (762-1801)	FG PCT.	.383 (579-1512)
.654 (439-671)	FT PCT.	.677 (483-713)
.340 (223-656)	3-PT. FG PCT.	.311 (128-411)

The Aggies Like To Graduate

North Carolina A&T head coach Jerry Eaves has had a positive impact on the North Carolina A&T men's basketball program since being hired in 2003. The Aggies went from a one-win team during the 2003-04 season to a team that routinely places in the top 5 of the MEAC. In fact, over the last five seasons, the Aggies have finished with fewer than 15 wins just once. In the process, Eaves also graduated his players. Seventy-one percent of the players who have come in under Eaves – scholarship and non-scholarship – have left A&T with an undergraduate degree. Four of those players are currently or have gone after postgraduate degrees. Six players have gone on to play professionally overseas.

Sharing the Spotlight

North Carolina A&T is sharing all the praise this season. After a season where Thomas Coleman dominated the Aggies' box scores, the Aggies have divided the stardom this season. On Feb. 27, backup shooting guard Jared Williams scored a career-high 12 points and reached double figures for the first time in his career. Williams' double-figure performance made him the 11th Aggie this season to reach double figures. He also became the ninth different player to lead the team in scoring. The Aggies have also had six different players lead the team in assists along with three different players scoring 20 points or more during the season.

A Tough February

Traditionally, the Aggies have played well in February. In the previous five seasons, the Aggies were 27-13 in the month of February. But during this season, the Aggies went just 2-5 in the month of February. On the upside, when the Aggies have been their most successful in February, they have been one-and-done in the MEAC Tournament. A tough February could turn into a prosperous March this time around.

2011-12 Double-Doubles

Name	2011-12	Career
Austin Witter	2	2
Lawrence Smith	1	1
Kam Shepherd	1	1
Adrian Powell	1	1
DaMetrius Upchurch	1	1

2011-12 Double Figure Scoring

Name	2011-12	Career
Marc Hill	22	43
Nic Simpson	16	52
Adrian Powell	16	21
DaMetrius Upchurch	9	12
Austin Witter	7	10
Jean Louisme	5	5
Lawrence Smith	4	4
R.J. Buck	4	10
Kam Shepherd	2	2
Jeremy Underwood	2	4
Jared Williams	1	1

2011-12 Double Figure Rebounding

Name	2011-12	Career
Austin Witter	3	4
DaMetrius Upchurch	2	2
Lawrence Smith	1	1
Kam Shepherd	1	1
Adrian Powell	1	1

2011-12 Scoring Leader

Name	2011-12	Career
Nic Simpson	10	21
Marc Hill	8	15
Adrian Powell	6	6
Austin Witter	4	4
DaMetrius Upchurch	3	3
R.J. Buck	2	2
Lawrence Smith	1	1
Jeremy Underwood	1	1
Jared Williams	1	1

2010-11 Rebounding Leader

Name	2011-12	Career
Adrian Powell	9	11
DaMetrius Upchurch	9	10
Austin Witter	8	9
Lawrence Smith	5	5
Kam Shepherd	3	3
Jeremy Underwood	1	1

2011-12 Assists Leader

Name	2011-12	Career
Marc Hill	17	44
Austin Witter	7	14
Jeremy Underwood	6	8
Adrian Powell	3	8
Nic Simpson	2	3
R.J. Buck	1	1

2011-12 20-point scorers

Name	2011-12	Career
Marc Hill	3	6
Nic Simpson	2	4
Adrian Powell	1	1

2011-12 5+assists

Name	2011-12	Career
Marc Hill	9	13
Austin Witter	3	7
Jeremy Underwood	2	3
Adrian Powell	1	1

2011-12 5+steals

Name	2011-12	Career
Adrian Powell	1	1

2011-12 A&T Basketball

Upchurch On The Upside

Junior forward DaMetrius Upchurch is starting to become a leader for the Aggies. Injuries during various times of the season has slowed his progress, but when he is healthy, Upchurch is very productive for the A&T. Upchurch missed the team's first two games of the season with an injury. He was then sideline with a hip-pointer injury for three games in early January. Upchurch returned and has become a reliable scorer in the paint. Upchurch is 32-for-56 from the floor in his last eight games. He has also been very aggressive on the glass. He is averaging 3.4 offensive rebounds in his last five, including three offensive boards against Norfolk on March 1.

DYNAMIC SENIORS

North Carolina A&T has three seniors on this season's basketball team in Marc Hill, Nic Simpson and Jared Williams. Hill and Williams are slated to graduate in May, while Simpson will be six hours away from his degree in sports science and fitness management. Hill's degree will be graphics communication, while Williams will pick up his degree in computer science. Williams has employment at Shell Global waiting for him after graduation. Both Williams and Hill are A&T scholar athletes, members of the MEAC All-Academic Team and have appeared on the Dean's List.

Eaves Is Tough To Beat At Home

In nine seasons, Jerry Eaves has taken care of business at Corbett Sports Center. Inside one of the best college basketball atmospheres in the country, Eaves has been a consistent winner. The Aggies have won 61 percent of their home games (63-40) since Eaves became the head coach prior to the 2003-04 season. It is an impressive number, considering the Aggies won just nine games over the rebuilding period his first two seasons. In the last six seasons, including this one, Eaves is 51-20 at home for a .718 winning percentage. The Aggies are 7-4 at home this season. Against MEAC opponents at home, the Aggies are 41-38 (.518) under Eaves. They are 32-19 at home against conference foes over the last five years. The Aggies have won 11 out of 15 at home.

Louisme Enters The Starting Lineup

Junior college transfer Jean Louisme has entered the Aggies starting lineup over five out of the last six games. The junior college transfer hit 45 percent of his threes in junior college, but he is just 6-for-29 (.207) from 3-point range in MEAC play. He is 1-for-8 from 3-point range as a starter.

2011-12 AGGIES HIGHS & LOWS

	Highs	Lows
Total Points	108 vs. J&W, 11/23	41 vs. DSU, 1/30
Points, 1st half	52 vs. J&W, 11/23	20 at St. Mary's, 12/15
Points, 2nd half	56 vs. J&W, 11/23	14 vs. DSU, 1/30
Points, overtime	16 vs. Carver, 1/3	13 vs. FAMU, 1/9
FGM	43 vs. J&W, 11/23	14 at NCCU, 12/3
		14 vs. DSU, 1/30
FGA	81 vs. J&W, 11/23	43 at Ohio, 12/23
FG Pct.	.571 vs. UNCG, 11/28	.275 at NCCU, 12/3
		.275 vs. DSU, 1/30
3-pt FGM	15 at Coppin St., 1/23	2 (3x) vs. DSU, 1/30
3-pt FGA	34 vs. FAMU, 1/9	12 at B-CU, 2/4
3-pt FG Pct.	.667 at B-CU, 2/4	.111 at NCCU, 12/3
FTM	28 vs. Chicago St., 11/19	3 at Houston, 12/28
FTA	43 vs. Carver, 1/3	6 at Houston, 12/28
FT Pct.	.824 vs. Chicago St., 11/19	.400 at St. Mary's, 12/15
Off. Rebounds	23 vs. J&W, 11/23	3 at Akron, 12/21
		3 vs. B-CU, 1/7
Def. Rebounds	42 vs. J&W, 11/23	12 at Campbell, 11/17
Rebounds	65 vs. J&W, 11/23	20 at Campbell, 11/17
Assists	28 vs. J&W, 11/23	6 at NCCU, 12/3
Steals	15 vs. J&W, 11/23	3 at Akron, 12/21
Turnovers	26 vs. Chicago St., 11/19	10 at Campbell, 11/17
Blocked Shots	6 vs. J&W, 11/23	0 at Iowa, 11/14
Points in the Paint	68 vs. J&W, 11/23	12 at Akron, 12/21
2nd chance points	25 vs. J&W, 11/23	3 at Akron, 12/21
Fast Break points	30 vs. J&W, 11/23	0 at Evansville, 12/10
Points off turnovers	28 vs. J&W, 11/23	5 at St. Mary's, 12/15
Bench Points	57 at FAMU, 2/6	13 at NCCU, 12/3

2011-12 OPPONENTS HIGHS & LOWS

	Highs	Lows
Total Points	97 at Creighton, 11/11	53 vs. Barber Scotia, 11/25
Points, 1st half	50 at Iowa, 11/14	20 vs. Chicago St., 11/19
		20 vs. B-CU, 1/7
Points, 2nd half	54 at Coppin St., 1/23	22 vs. Barber Scotia, 11/25
Points, overtime	11 at Coppin St., 1/23	7 vs. Carver, 1/5
FGM	36 at Campbell, 11/17	15 vs. J&W, 11/23
		15 vs. Barber Scotia, 11/25
FGA	79 vs. Carver, 1/3	47 vs. Barber Scotia, 11/25
FG Pct.	.571 at Campbell, 11/17	.234 vs. J&W, 11/23
3-pt FGM	16 at St. Mary's, 12/15	5 (5x) vs. SCSU, 2/11
3-pt FGA	40 at St. Mary's, 12/15	17 at Campbell, 11/17
3-pt FG Pct.	.632 at Evansville, 12/10	.172 vs. J&W, 11/23
FTM	26 at Evansville, 12/10	7 vs. FAMU, 1/9
		7 at Morgan St., 1/21
FTA	31 vs. J&W, 11/23	11 at Morgan St., 1/21
FT Pct.	.929 at UE, 12/10	.368 vs. FAMU, 1/9
Off. Rebounds	20 at Ohio, 12/23	3 at Evansville, 12/10
Def. Rebounds	38 at Akron, 12/21	15 at Ohio, 12/23
Rebounds	53 at Iowa, 11/14	22 at Evansville, 12/10
Assists	28 at Creighton, 11/11	6 vs. S.C. State, 2/11
Steals	13 at Ohio, 12/23	4 at Campbell, 11/17
	13 at FAMU, 2/6	
Turnovers	24 vs. Chicago St., 11/19	9 at Akron, 12/21
Blocked Shots	11 at Campbell, 11/17	1 (3x) vs. S.C. State, 2/11
Points in the Paint	40 at Campbell, 11/17	14 vs. SCSU, 2/11
2nd chance points	30 at Campbell, 11/17	2 (3x) at Evansville, 12/10
Fast Break points	16 at Creighton, 11/11	0 at Houston, 12/28
	16 at Campbell, 11/17	
Points off turnovers	38 at Evansville, 12/10	7 vs. Barber Scotia, 11/25
Bench Points	41 at Coppin State, 1/23	11 at Morgan State, 1/21

2011-12 A&T Basketball

A Team With No Stars

A year ago, Thomas Coleman dominated the attention surrounding the North Carolina A&T basketball team. Coleman earned numerous honors and was rated nationally in several statistical categories. But this season, head coach Jerry Eaves says there are no stars. He calls his team "unscoutable." On any night, a player may step up and contribute. That has been evident over the Aggies first 25 games. Eight different players have led the Aggies in scoring, and seven different players have led the Aggies in rebounding. A year ago, Coleman led the Aggies in scoring 18 times and in rebounding 27 times. Five times this season, the Aggies leading scorer has been a reserve.

Starting Lineups

North Carolina A&T has featured 11 different starting lineups this season with the most popular lineup being Adrian Powell, Lawrence Smith, DaMetrius Upchurch, Nic Simpson and Marc Hill. The quintet has started 14 times. No Aggie has started every game this season.

Radio Broadcast

North Carolina A&T Athletics Department in conjunction with WNAA 90.1 FM Radio will bring all of the men's basketball home games to fans starting in January. The station will also provide coverage for the men's MEAC Tournament games. In addition, WNAA has also agreed to broadcast the women's home games on Monday nights. All together, the North Carolina A&T campus radio station will provide Aggie fans with at least eight basketball games, plus MEAC Tournament games and if necessary NCAA contests.

Not The Same Team

The North Carolina A&T men's basketball team has had to make some adjustments this season. The Aggies found out before the season that two of its players were going to transfer. Just before the season, they then discovered that one of their international players would not be eligible by NCAA rules on participation. Two other players have left the team since the season began. Through it all, the Aggies are on a three-game winning streak and competing for a MEAC title.

AGGIES STARTERS GAME-BY-GAME

1st Pts.	Opp.	How	Time	1st Sub	Time	Opp. 1st Pts.	G/F	G/F	F/C	G	G
Powell	Creighton	Jumper	17:05	Shepherd	17:16	Gibbs	Powell	Witter	Smith	Simpson	Hill
Smith	Iowa	Layup	18:38	Shepherd	16:33	Cartwright	Powell	Estes	Smith	Simpson	Hill
Simpson	Campbell	3-pointer	19:48	Underwood	15:59	Harris	Powell	Smith	Upchurch	Simpson	Hill
Hill	Chi St.	Layup	18:31	Shepherd	15:31	Samuels	Powell	Smith	Upchurch	Simpson	Hill
Powell	J&W	Layup	19:47	Louisme	16:32	McCants	Powell	Smith	Upchurch	Simpson	Hill
Smith	B-SC	FT	18:03	Buck	15:37	Carney	Powell	Smith	Upchurch	Simpson	Hill
Upchurch	UNCG	Layup	17:43	Underwood	14:16	Simpson	Powell	Smith	Upchurch	Simpson	Hill
Simpson	NCCU	Layup	18:47	Louisme	15:34	Willis	Powell	Smith	Upchurch	Simpson	Hill
Powell	UE	Layup	19:31	Underwood	15:50	Holmes	Powell	Smith	Upchurch	Simpson	Hill
Simpson	UCF	FT	18:28	Witter	17:19	Jordan	Powell	Smith	Upchurch	Simpson	Hill
Hill	SMC	Jumper	18:36	Underwood	14:49	Jones	Powell	Smith	Upchurch	Simpson	Hill
Upchurch	UH	Jumper	18:35	Buck	18:09	Wiseman	Powell	Smith	Upchurch	Witter	Hill
Powell	Akron	Layup	19:12	Simpson	14:47	Ibitayo	Powell	Smith	Upchurch	Witter	Hill
Hill	Ohio	Layup	19:24	Buck	14:07	Cooper	Powell	Smith	Upchurch	Witter	Hill
Hill	Houston	Layup	17:58	Buck	14:22	Thomas	Powell	Smith	Upchurch	Witter	Hill
Upchurch	Carver	Layup	19:50	Simpson	16:04	Comer	Powell	Smith	Upchurch	Witter	Hill
Witter	B-CU	FT	17:40	Williams	16:10	Dukes	Powell	Smith	Estes	Witter	Hill
Estes	FAMU	Layup	19:42	Williams	16:48	Bullard	Powell	Smith	Estes	Witter	Hill
Siverand	Howard	Layup	18:06	Williams	15:59	Okoroh	Powell	Smith	Siverand	Witter	Hill
Siverand	Morgan	Tip-In	19:12	Estes	17:59	Chiles	Powell	Smith	Siverand	Witter	Hill
Witter	Coppin	3-pointer	19:05	Simpson	16:05	Murray	Powell	Smith	Siverand	Witter	Hill
Siverand	UMES	Jumper	19:40	Underwood	16:11	Hines	Powell	Upchurch	Siverand	Witter	Hill
Powell	DSU	3-pointer	16:57	Smith	15:55	Tate	Powell	Upchurch	Siverand	Witter	Hill
Powell	B-CU	3-pointer	19:49	Simpson	15:40	Coleman	Powell	Smith	Siverand	Witter	Hill
Siverand	FAMU	Tip-in	19:36	Underwood	15:26	Bullard	Powell	Smith	Siverand	Witter	Hill
Louisme	SCSU	FT	17:15	Powell	16:16	Riley	Buck	Upchurch	Siverand	Louisme	Underwood
Witter	SSU	Dunk	17:44	Simpson	15:24	Rudolph	Upchurch	Witter	Siverand	Louisme	Hill
Upchurch	NCCU	Layup	19:20	Underwood	15:24	Chasten	Powell	Witter	Upchurch	Louisme	Hill
Upchurch	SCSU	Layup	19:04	Smith	16:39	Toombs	Powell	Witter	Upchurch	Louisme	Hill
Upchurch	SSU	Layup	19:07	Buck	16:21	Blackman	Powell	Witter	Upchurch	Louisme	Hill
Upchurch	NSU	Layup	19:16	Louisme	15:12	McCauley	Powell	Witter	Upchurch	Williams	Hill

2011-12 A&T Basketball

THE AGGIES IN THE MEAC

North Carolina A&T has been very competitive in the MEAC over the past five seasons. The Aggies finished no lower than fifth and no better than third in four out of the last six seasons. Prior to this season, the last time the Aggies finished lower than fifth was during the 2009-10 season. They finished in eighth place that season. The Aggies highest finish in the last five seasons was a third-place finish during the 2008-09 season. During both of those seasons, the Aggies won a MEAC Tournament game. The Aggies beat Norfolk State in the 2009 MEAC Tournament quarterfinals. In 2010, the Aggies beat Howard in a play-in game. Very few MEAC schools have been consistently a top-five finisher in the conference over the last five seasons.

On the Aggies Bench

Head coach Jerry Eaves brings back an experienced staff. Second-year assistant Phillip Stitt returns, and gives Eaves a former head coach as his right hand. Stitt was the head coach at Winston-Salem State for five seasons, and led the Rams to the Division II Elite Eight twice during his tenure there. Scott Bollwage returns for a seventh season under Eaves. During his tenure at N.C. A&T, Bollwage has been a key recruiter for Eaves. Another added value Eaves has on his bench is Walter Booth, a former player for Eaves from 2003-06.

Senior Member of the MEAC

North Carolina A&T head coach Jerry Eaves enters this season as one of the senior statesmen in the MEAC. There are only two coaches in the MEAC – Coppin State's Ron "Fang" Mitchell and Delaware State's Greg Jackson – who have a longer tenure at their respective MEAC schools as Jerry Eaves. Eaves enters his ninth season, while Mitchell enters his 25th season and Jackson enters his 11th. The next closest coach to Eaves' tenure is Morgan State's Todd Bozeman who is entering his sixth season.

The Aggies Bench

The North Carolina A&T bench has been just as effective as the Aggie starters. The Aggies as a team are averaging 70.5 points per game. The Aggies bench makes up 44 percent of that total. The Aggies bench is averaging 31.4 points per game. On six occasion this season, the Aggies bench has scored 50 points or more. The Aggies bench struggled against N.C. Central on Dec. 3, as it accounted for just 13 points. Eleven times this season, the Aggies leading scorer has been a reserve and six times this season the Aggies leading rebounder has come off the bench.

CAREER GAMES PLAYED/ STARTED

	GP	GS
Marc Hill	128	62
Nic Simpson	110	50
Austin Witter	95	55
DaMetrius UpChurch	80	35
Adrian Powell	75	59
R.J. Buck	73	14
Lawrence Smith	67	30
Jeremy Underwood	62	1
Jared Williams	60	4
Kam Shepherd	50	1
Jean Louisme	31	5
Anthony Estes	23	2
Waylan Siverand	17	9
Jordan Herrera	5	0
Dominique Behohn-Tolly	7	0

GAMES STARTED STREAKS

	Current	Career Long
Adrian Powell	4	53
DaMetrius Upchurch	6	12
Austin Witter	5	16
Jared Williams	1	1
Marc Hill	5	57
Jean Louisme	0	3
Jeremy Underwood	0	1
R.J. Buck	0	12
Wayland Siverand	0	9
Lawrence Smith	0	21
Anthony Estes	0	2
Nic Simpson	0	20
Kam Shepherd	0	1

Conference and National Rankings

Team Rankings

	MEAC	NCAA	Actual
Scoring Offense	3	110	70.5
Scoring Defense	10	303	73.4
Scoring Margin	8	246	-2.9
FG Percentage	8	230	.423
3-point FG Made Per	2	85	7.2
3-point FG Percentage	4	179	34.0
3-point FG Defense	5	94	32.4
FT Percentage	7	279	65.4
Rebounding Margin	10	281	-3.5
Assists Per Game	3	159	13.0
Assists Turnover Ratio	6	263	0.8
Blocked Shots	9	188	3.2
Steals Per Game	4	79	7.5
Turnover Margin	7		+0.10

Individual Rankings

Category	Player	National	MEAC	Actual
3-point FG Made Per	Nic Simpson	146	8	2.1
3-point FG Percentage	Marc Hill	N/A	3	.406
FT Percentage	Nic Simpson	126	4	.807
Assists Per Game	Marc Hill	215	9	3.5
Steals Per Game	Adrian Powell	104	6	1.6
Assists-Turnover Ratio	Marc Hill	107	4	1.8
FG Percentage	Adrian Powell	N/A	15	.471
Blocked Shots	Austin Witter	241	9	1.0
Rebounding	Austin Witter	N/A	14	5.4
Scoring	Nic Simpson	N/A	17	11.4
	Marc Hill	N/A	24	10.8

2011-12 A&T Basketball

The Last Time...

A player scored 30 or more points:

A&T: Thomas Coleman (30) at Delaware State, Feb. 5, 2011

Opponent: Kevin Dukes (30) at Bethune-Cookman, 2/4/12

A player scored 35 or more points:

A&T: Steven Rush (40) at DePaul, Nov. 24, 2007

Opponent: C.J. Wilkerson (41), N.C. Central, Jan. 24, 2011

A player scored 40 or more points:

A&T: Steven Rush (40) at DePaul, Nov. 24, 2007

Opponent: C.J. Wilkerson (41), N.C. Central, Jan. 24, 2011

Two or more players scored 20+ points:

A&T: Nic Simpson (22), Marc Hill (20), Jan. 23, 2012

Opponent: Michael Harper (30), Tony Gallo (22), Jan. 23, 2012

Three or more players scored 20+ points:

A&T: Robert Johnson (20), Tavarus Alston (20), Nic Simpson (21) vs. Brevard, Nov. 13, 2009

Opponent: Aaron Jackson (20), Kieron Achara (20), Reggie Jackson vs. DePaul, Nov. 24, 2007

Two or more players scored 25+points:

A&T: Marc Hill (29), Thomas Coleman (25) vs. Norfolk State, Dec. 4, 2010

Opponent: Jonathan Gibson (31), Jahmar Young, New Mexico State, Nov. 26, 2009

2011-12 MEAC STANDINGS

	Conf.		Overall		Conf. Pct.	Streak	PF	PA
	W	L	W	L				
Savannah St.	14	2	21	10			1992	1825
Norfolk St.	13	3	22	9			2144	2071
Delaware State	12	4	15	13			1862	1803
B-CU	11	5	15	16			2003	2062
NCCU	10	6	16	14			2144	1917
Coppin State	9	7	14	15			2141	2183
N.C. A&T	7	9	12	19			2186	2275
Hampton	6	10	10	20			1934	2013
Morgan State	6	10	9	19			1869	1943
Howard	6	10	9	20			1769	2053
Florida A&M	6	10	8	22			1990	2231
UMES	4	12	7	22			1742	2049
S.C. State	0	16	5	25			1948	2329

The Last Time...

Five or more players scored in double figures:

A&T: Nic Simpson (17), DaMetrius Upchurch (15), Marc Hill (13), Adrian Powell (11), Jean Louisme (10), Feb. 11, 2012

Opponent: at Ohio, Dec. 23, 2011

Six or more players scored in double figures:

A&T: R.J. Buck (11), Austin Witter (11), Marc Hill (11), Adrian Powell (14), Nic Simpson (16), Thomas Coleman (17) vs. N.C. Wesleyan, Nov. 16, 2010

Opponent: at Creighton, Nov. 11, 2011

A player scored 20 or more points coming off the bench

A&T: Nic Simpson (22) at Coppin State, Jan. 23, 2012

Opponent: Deshaun Thomas (24) at Ohio State, Nov. 12, 2010

A player scored 20+points and 10+rebounds in one game

A&T: Adrian Powell (22 pts., 11 reb.) vs. Florida A&M, Jan. 9, 2012

Opponent: Dominique Sutton (24 pts., 11 reb.) vs. NCCU, Feb. 18, 2012

The Last Time...

Two players had double-doubles in one game:

A&T: Ed Jones (14 pts. 11 reb.); Thomas Coleman (17 pts. 10 reb.) vs. Florida A&M, Feb. 7, 2009

Opponent: Dominique Sutton (24 pts. 11 reb.); Ray Willis (15 pts., 12 rebs.) vs. NCCU, Feb. 18, 2012

A player grabbed 15+rebounds

A&T: Thomas Coleman (16) vs. N.C. Central, Jan. 24, 2011

Opponent: Amin Stevens (16) at Florida A&M, Feb. 6, 2012

A player grabbed 20+rebounds

A&T: Bruce Jenkins, (21) vs. Florida A&M, Jan. 22, 2001

Opponent: Kevin Thompson (20) vs. Morgan State, Feb. 1, 2010

A player had 10+assists

A&T: J.J. Miller (10) vs. Delaware State, Feb. 2, 2001


Opponent: Tyvon Williams (10) vs. S.C. State, Jan. 22, 2011

A player had a double-double

A&T: Lawrence Smith (11p, 12r) vs. Chicago State, Nov. 19, 2011

Opponent: Eric Griffin (24p, 13r), Campbell, Nov. 17, 2011

Jerry Eaves



Head Coach

9th season • Louisville, 1986

Jerry Eaves enters his ninth season as the head men's basketball coach at North Carolina A&T. He is the third longest tenured coach in Aggies history behind legendary coaches Cal Irvin and Don Corbett. Eaves also has the third highest tenure among MEAC coaches behind Coppin State's Ron "Fang" Mitchell and Delaware State's Greg Jackson. While he has yet to bring the Aggies to conference championship glory like the abovementioned names, he has led the men's basketball program to some of the most significant victories in school history.

Eaves has consistently defeated teams from conferences who have a higher RPI ranking than the Mid-Eastern Athletic Conference. The biggest win perhaps was a 96-93 win over DePaul of the Big East in 2007. The Big East is one of the six power conferences in the country along with the SEC, ACC, Big 12, Pac 10 and Big 10. The Aggies win marked just the second time in school history the Aggies beat a team from a Power 6 Conference.

A year earlier, Eaves led the Aggies to an 80-76 win over Southern Methodist University of Conference USA. Eaves mid-major victories include wins over Coastal Carolina, Texas Pan-American, High Point and just last season the Aggies put together their biggest home win (in terms of RPI ranking) in school history when they defeated Middle Tennessee State.

Over his first eight seasons, Eaves won 87 games. It is the third highest win total in school history behind Irvin and Corbett. His home record has been impressive. The Aggies are 45-16 at home over the last five seasons.

Eaves took over a one-win program with just four returning players and two scholarship players and turned into a team that consistently contends among the top teams in the MEAC. The Aggies are 43-39 over the last five years in the MEAC, including a stretch where they finished above .500 in the MEAC three straight seasons. It was a feat the Aggies program had not accomplished since the early 90's.

The Aggies constantly improved under Eaves. He won 15 games over the first three years of his tenure at N.C. A&T. In the last five seasons, the Aggies have won 72 games, become one of the most prolific 3-point shooting teams in the nation and have finished top four in the conference four out of the last five seasons.

Eaves' 15-win total in 2006-2007 was the program's best season in 10 years. He repeated that feat in 2007-08. Two years ago, the Aggies reached the 16-win plateau. It was the most wins the Aggies have had since the 1993-94 team that won 16 games.

Eaves has also established the Aggies return to respectability by having a player lead the league in scoring in Sean Booker, another player become one of the best 3-point shooters in the nation in Steven Rush and one of the best shot blockers in the nation in Thomas Coleman. N.C. A&T's 15 wins during the 2010-11 season marked the fourth time in five years, the Aggies produced at least 15 wins in a season.

Eaves' hard work in turning around the Aggies program earned him the 2008-09 National Association of Basketball Coaches District 15 Coach of the Year. Eaves led the Aggies to a 16-16 mark overall and the Aggies 9-7 record earned them third place in the MEAC after being picked eighth in the preseason. Eaves also led the Aggies to their longest winning streak in 18 seasons when the Aggies went 8-0 in the month of February.

Eaves not only excels in bringing great talent to N.C. A&T, but he also has made it a habit to recruit outstanding student-athletes. Recent recruits such as Thomas Coleman, Steven Rush, Marc Hill and Austin Ewing have excelled in the classroom as well as the court. He has one of the highest Academic Progress Rates in all of black college athletics.

2011-12 A&T Basketball



2011-12 North Carolina A&T Numerical Men's Basketball Roster

No.	Name	Pos.	Ht.	Wt.	Cl.	Hometown/Previous School
0	Lawrence Smith	F	6-5	200	Jr.	Bowie, Md./Bishop McNamara
1	Adrian Powell	F	6-6	190	Jr.	Conover, N.C./Massanutten Military
2	Jared Williams	G	6-3	180	Sr.	Orangeburg, S.C./Orangeburg-Wilkerson
3	Jeremy Underwood	G	6-0	185	So.	Washington, D.C./Calvin Coolidge
4	DaMetrius Upchurch	F	6-7	210	Jr.	Raleigh, N.C./Garner
10	Marc Hill	G	5-8	160	Sr.	Bowie, Md./Bishop McNamara
12	Nic Simpson	G	6-3	205	Sr.	Ft. Thomas, Ky./Highlands
15	Dominique Behonh-Tolly	F	6-6	210	Jr.	The Republic of Cameroon/Prince George's CC
20	Jean Louisme	G	6-4	180	Jr.	Fort Myers, Fla./Florida State College
21	R.J. Buck	G	6-3	192	Jr.	Lusby, Md./St. Mary's Ryken
30	Anthony Estes	F/G	6-7	220	Fr.	Washington, D.C./Brisbane
31	Austin Witter	F/G	6-8	195	Jr.	Princeton Junction, N.J./West Windsor South
33	Waylan Siverand	F	6-7	190	Fr.	Houston, Texas/Kimball Union
42	Kam Shepherd	C	6-9	255	Sr.	Orlando, Fla./Osceola



2011-12 North Carolina A&T Alphabetical Men's Basketball Roster

No.	Name	Pos.	Ht.	Wt.	Cl.	Hometown/Previous School
15	Dominique Behonh-Tolly	F	6-6	210	Jr.	The Republic of Cameroon/Prince George's CC
21	R.J. Buck	G	6-3	192	Jr.	Lusby, Md./St. Mary's Ryken
30	Anthony Estes	F/G	6-7	220	Fr.	Washington, D.C./Brisbane
10	Marc Hill	G	5-8	160	Sr.	Bowie, Md./Bishop McNamara
20	Jean Louisme	G	6-4	180	Jr.	Fort Myers, Fla./Florida State College
1	Adrian Powell	F	6-6	190	Jr.	Conover, N.C./Massanutten Military
42	Kam Shepherd	C	6-9	255	Sr.	Orlando, Fla./Osceola
12	Nic Simpson	G	6-3	205	Sr.	Ft. Thomas, Ky./Highlands
33	Waylan Siverand	F	6-7	190	Fr.	Houston, Texas/Kimball Union
0	Lawrence Smith	F	6-5	200	Jr.	Bowie, Md./Bishop McNamara
3	Jeremy Underwood	G	6-0	185	So.	Washington, D.C./Calvin Coolidge
4	DaMetrius Upchurch	F	6-7	210	Jr.	Raleigh, N.C./Garner
2	Jared Williams	G	6-3	180	Sr.	Orangeburg, S.C./Orangeburg-Wilkerson
31	Austin Witter	F/G	6-8	195	Jr.	Princeton Junction, N.J./West Windsor South

Head Coach: Jerry Eaves (Louisville '86) – ninth season
 Assistant Coach: Phillip Stitt (Brewton-Parker '91) – second season
 Assistant Coach: Scott Bollwage (Barton '98) – seventh season
 Assistant Coach: Walter Booth (N.C. A&T '07) – fourth season
 Video Coordinator: Bryant Paylor (N.C. A&T '02) – ninth season
 Director of Basketball Operations: Harlan Frye (N.C. A&T '84) – sixth season

Pronunciation Guide
 A. Estes (S tez)
 Jean Louisme (Gene Lou eez me)
 Waylan Siverand (Siv her hand)

0 Lawrence Smith • Bowie, Md. • JR Forward • 6-6, 190



Smith's Career Highs

Points: 17 vs. J&W, 11/23/11; **Rebounds:** 12 vs. Chicago State, 11/19/11
FG Made: 6 vs. J&W, 11/23/11; **FG Attempts:** 7 vs. J&W, 11/23
3FG Made: N/A; **3FG Attempts:** 2 vs. Brevard, 11/13/09
FT Made: 5 vs. J&W, 11/23; at B-CU, 2/4/12; **FT Attempts:** 6 vs. Barber-Scotia, 11/25/11; at B-CU, 2/4/12
Off. Rebounds: 3 (4x), most recently vs. SCSU, 2/11/12; **Def. Rebounds:** 9 vs. Chicago State, 11/19/11
Assists: 2 vs. Carson-Newman, 1/5/10; vs. Chicago State, 11/19/11 **Steals:** 3 at Campbell, 11/17/11; vs. Chicago State, 11/19/11
Blocks: 3 at Campbell, 11/17/11; **Minutes:** 30 vs. B-CU, 1/7/12

Smith's Seasons Highs

Points: 17 vs. J&W, 11/23; **Rebounds:** 12 vs. Chicago State, 11/19/11
FG Made: 6 vs. J&W, 11/23; **FG Attempts:** 7 vs. J&W, 11/23
3FG Made: N/A; **3FG Attempts:** N/A
FT Made: 5 vs. J&W, 11/23; at B-CU, 2/4/12; **FT Attempts:** 6 vs. Barber Scotia, 11/25/11; at B-CU, 2/4/12
Off. Rebounds: 3 (4x), most recently vs. SCSU, 2/11; **Def. Rebounds:** 9 vs. Chicago State, 11/19/11
Assists: 2 vs. Chicago State, 11/19/11 **Steals:** 3 at Campbell, 11/17/11; vs. Chicago State, 11/19/11
Blocks: 3 at Campbell, 11/17/11; **Minutes:** 30 vs. B-CU, 1/7

Game-by-Game Stats

	Start	FG-A	3P-A	FT-A	O-Reb	PF	TP	A	TO	BK	S	MIN
N11 Creighton	*	1-3	0-0	0-0	1-2	4	2	1	1	0	2	13
N14 Iowa	*	2-5	0-0	0-0	1-1	4	4	0	1	0	1	12
N17 Campbell	*	2-3	0-0	0-0	2-4	2	4	1	2	3	3	20
N19 Chi State	*	4-4	0-0	3-3	3-12	3	11	2	2	0	3	22
N 23 J&W	*	6-7	0-0	5-5	3-6	1	17	1	1	0	1	13
N25 B-SC	*	2-3	0-0	3-6	2-5	3	7	0	0	0	1	12
N28 UNCG	*	1-2	0-0	0-0	1-4	3	2	0	1	0	2	16
D3 NCCU	*	1-2	0-0	1-2	1-1	5	3	0	1	0	1	15
D10 UE	*	3-4	0-0	0-0	1-5	1	6	1	2	0	2	17
D13 UCF	*	0-3	0-0	0-0	1-1	3	0	0	1	0	1	14
D15 SMC	*	0-1	0-0	0-2	0-0	2	0	0	0	0	0	16
D18 Hawaii	*	1-2	0-0	3-5	2-2	3	5	1	3	0	0	21
D21 Akron	*	1-3	0-0	0-0	0-8	5	2	1	1	0	0	22
D23 Ohio	*	3-3	0-0	1-1	3-5	2	7	0	1	0	1	23
D28 Houston	*	0-3	0-0	0-0	0-2	3	0	1	0	0	0	10
J3 Carver	*	1-2	0-0	2-2	1-5	5	4	0	1	0	0	14
J7 BCU	*	2-6	0-1	2-3	2-7	0	6	0	1	2	0	30
J9 FAMU	*	1-3	0-0	0-0	0-4	4	2	0	2	0	0	21
J14 Howard	*	4-6	0-1	4-5	3-4	5	12	0	0	0	1	27
J21 Morgan St.	*	0-3	0-0	1-2	0-2	3	1	0	1	0	0	9
J23 Coppin State	*	2-5	0-0	1-2	1-2	2	5	1	2	0	1	21
J28 UMES		0-1	0-0	0-0	1-2	2	0	2	1	0	0	11
J30 DSU		1-2	0-0	1-2	2-6	2	3	0	1	0	0	22
F4 BCU	*	3-6	0-0	5-6	3-7	4	11	0	1	1	0	26
F6 FAMU	*	1-1	0-0	2-2	0-1	5	4	0	4	0	0	16
F11 SCSU		1-3	0-0	1-1	3-4	3	3	1	1	0	0	12
F13 SSU		1-4	0-0	0-0	2-5	1	2	0	0	0	0	13
F18 NCCU		2-2	0-0	0-1	0-1	1	4	0	1	0	0	15
F25 SCSU		0-1	0-0	0-0	0-0	4	0	2	0	0	0	19
F27 SSU		2-6	0-0	0-0	1-3	0	4	1	1	0	1	16
M1 NSU		2-3	0-0	5-6	0-0	2	1	6	2	2	0	20

Lawrence Smith

Earned valuable experience during his freshman and sophomore seasons...Smith was one of a handful of players who can say he started as a freshman during the Jerry Eaves era...Smith is a high-flying athletic player who won the dunking contest at the 2009 Aggie Madness...Should help the Aggies' pressing style this season with his athleticism and experience in the Jerry Eaves system.

2010-2011 Season: Appeared in 18 games and averaged 5.9 minutes per game...Had 15 points with 20 rebounds...went 7-for-12 at the free throw line for a .583 average...Had a season-high six points with three rebounds in 11 minutes on Dec. 31 at Ball State.

2009-10 Season: Played in 19 games with eight starts...Averaged 0.3 points, 0.9 rebounds and 0.3 assists in 7.2 minutes of action per game...Made his first career start on Nov. 13 in the Aggies season opener against Brevard College...Played eight minutes and grabbed two rebounds in his debut...Had a career-high four rebounds against Hampton on Jan. 18.

High School Career: Averaged 7.7 points, 5.0 rebounds and 1.1 assists per game for nationally-ranked Bishop McNamara...Named Washington Catholic Athletic Conference honorable mention...Helped McNamara win 22 games as a senior, the most in school history...Played in the prestigious Capital Classic

Personal: Full name is Lawrence Alexander Smith...He is the son of Leonard and Denise Smith...Has one sibling, Leonard Smith III...Smith is a Business Management major...His nicknames include L-Boogie and Smitty.

SMITH, Lawrence

Season	gp-gs	min/avg	Total		3-Point		F-Throws		Rebounds				Scoring							
			fg-fga	pct	fg-fga	pct	ft-fa	pct	off	def	tot	avg	pf	fo	ast	to	blk	stl	pts	avg
2009-10	19-8	137/7.2	2-14	.143	0-4	.000	1-4	.250	6	12	18	0.9	27	1	5	11	1	2	5	0.3
2010-11	18-0	106/5.9	4-17	.235	0-0	.000	7-12	.583	6	14	20	1.1	25	1	1	3	1	2	15	0.8
2011-12	31-23	525/16.9	50-102	.490	0-2	.000	40-56	.714	40	71	111	3.6	87	5	16	36	6	21	140	4.5
TOTAL	68-31	768/11.3	56-133	.421	0-6	.000	48-72	.667	52	97	149	2.2	139	7	22	50	8	25	160	2.4

1 Adrian Powell • Conover, N.C. • JR Forward • 6-6, 190



Powell's Career Highs

Points: 22 vs. FAMU, 1/9/12; Rebounds: 10 at NCCU, 12/3/11; vs. FAMU, 1/9/12
 FG Made: 9 vs. FAMU, 1/9/12; FG Attempts: 16 at Morgan State, 1/21/12
 3FG Made: 3 (3x), most recently vs. UMES, 1/28/12; 3FG Attempts: 7 vs. UMES, 1/28/12
 FT Made: 6 vs. Norfolk State, 12/4/10; FT Attempts: 8 vs. Norfolk State, 12/4/10
 Off. Rebounds: 5 vs. Chicago State, 11/19/11; Def. Rebounds: 9 vs. FAMU, 1/9/12
 Assists: 7 at Coppin State, 1/23/12; Steals: 4 vs. J&W, 11/23/11
 Blocks: 3 vs. Hiwassee, 1/4/11; Minutes: 38 vs. FAMU, 1/9/12

Powell's Season Highs

Points: 22 vs. FAMU, 1/9; Rebounds: 10 at NCCU, 12/3; vs. FAMU, 1/9
 FG Made: 9 vs. FAMU, 1/9; FG Attempts: 16 at Morgan State, 1/21/12
 3FG Made: 3 (3x), most recently vs. UMES, 1/28; 3FG Attempts: 7 vs. UMES, 1/28
 FT Made: 5 at NCCU, 12/3; FT Attempts: 5 at NCCU, 12/3
 Off. Rebounds: 5 vs. Chicago State, 11/19; Def. Rebounds: 9 vs. FAMU, 1/9
 Assists: 7 at Coppin St., 1/23; Steals: 4 vs. J&W, 11/23
 Blocks: 1 at Creighton, 11/11; Minutes: 38 vs. FAMU, 1/9

Game-by-Game Stats

	Start	FG-A	3P-A	FT-A	O-Reb	PF	TP	A	TO	BK	S	MIN
N11 Creighton	*	3-7	1-2	0-0	0-2	5	7	2	2	1	1	20
N14 Iowa	*	3-10	0-4	3-4	0-7	2	9	2	2	0	1	28
N17 Campbell	*	2-5	0-0	0-0	0-1	4	4	3	2	0	3	21
N19 Chi State	*	4-7	2-3	2-2	5-5	4	12	1	4	0	1	24
N 23 J&W	*	5-7	0-2	0-0	2-4	1	10	1	5	0	4	14
N 25 B-SC	*	3-7	1-1	0-1	2-5	2	7	0	2	0	1	18
N 28 UNCG	*	4-7	2-4	0-0	1-6	1	10	1	3	0	0	22
D3 NCCU	*	2-3	0-1	5-5	2-10	0	9	0	5	0	3	28
D10 UE	*	6-6	2-2	1-2	1-3	0	15	1	4	1	1	23
D13 UCF	*	4-6	0-2	2-2	2-3	4	10	2	1	1	2	26
D15 SMC	*	2-5	0-2	0-0	2-4	0	4	0	1	1	1	16
D18 Hawaii	*	2-7	1-4	0-0	0-6	1	5	2	2	1	2	32
D21 Akron	*	3-6	0-1	0-0	0-4	1	6	0	2	0	2	21
D23 Ohio	*	3-3	2-2	0-0	0-3	1	8	0	4	0	2	24
D28 Houston	*	5-12	2-6	0-2	0-1	3	12	0	0	0	1	24
J3 Carver	*	3-6	0-1	3-6	3-8	3	9	1	2	1	1	31
J7 BCU	*	3-7	0-1	1-2	1-4	2	7	0	0	0	2	24
J9 FAMU	*	9-14	3-5	1-1	1-10	1	22	2	1	0	1	38
J14 Howard	*	4-8	2-3	2-3	1-6	4	12	0	3	0	1	27
J21 Morgan St.	*	5-16	0-4	1-2	3-9	1	11	1	4	1	4	29
J23 Coppin St.	*	6-15	3-5	0-0	2-9	2	15	7	2	0	3	36
J28 UMES	*	5-11	3-7	2-2	1-8	2	15	4	2	1	1	28
J30 DSU	*	6-12	1-4	4-4	4-8	4	17	0	2	0	0	32
F4 B-CU	*	6-8	4-4	2-3	0-4	3	18	1	3	2	1	33
F6 FAMU	*	0-5	0-3	1-3	0-3	0	1	0	4	0	0	16
F11 SCSU	*	3-8	0-1	5-6	3-9	1	11	2	1	0	4	27
F13 SSU	*	4-6	0-1	0-0	1-2	2	8	1	2	0	0	24
F18 NCCU	*	6-14	2-6	2-2	1-8	4	16	1	2	1	5	31
F25 SCSU	*	3-8	0-1	2-3	0-3	0	8	1	2	0	0	33
F27 SSU	*	1-8	0-2	0-0	0-5	1	2	1	4	1	0	28
M1 NSU	*	4-12	2-6	1-2	2-4	3	11	2	1	1	1	25

Adrian Powell

Could develop into more of a scoring threat this season...Can contribute on the floor in multiple ways...Possesses tremendous athleticism and gives the Aggies an additional passer on the floor...The left-hander sees the floor extremely well...He is an excellent set shooter from 3-point range...Looks to get to the line more this season.

2010-2011 Season: Ended the season with an average of 25.2 minutes per game with 30 starts in 32 appearances...Averaged 8.1 points to rank fourth on the team...Shot .462 (92-for-199) from the field, .313 (55-for-77) from 3-point range and .714 (55-for-77) from the free throw line...Also averaged 4.1 rebounds, 1.5 assists and 0.6 blocks per game...Powell finished second on the team in rebounds, rebounding average and steals and was third on the team in assists and blocked shots...He led the team in rebounds in two games, in assists in five games, in steals in 12 games and in blocked shots in two games...He also scored in double figures 12 times...Collected a season-high six rebounds on Dec. 31 at Ball State and on Jan. 10 against Bethune-Cookman...Had a season-high four steals on March 3 at Norfolk State...Had a season-high four assists in three different games...Posted a season-high 16 points on Jan. 4 against Hiwassee College, on Jan. 22 against South Carolina State and on Feb. 7 at UMES...Scored 14 points on Nov. 16 against N.C. Wesleyan and on Nov. 23 against UNC Wilmington.

2009-10 Season: Powell played in 14 games with no starts...Averaged 0.4 points, 0.8 rebounds and 0.1 assists in 5.1 minutes per game...Played a season-high 10 minutes against S.C. State on Feb. 17...In his first game as an Aggie on Nov. 15, scored two points, had two rebounds and a steal in the Aggies 92-63 win over Brevard College.

High School: Played four seasons at Massanutten Military Academy...Named conference player of the year as a senior...As a senior, he was also named all-tournament and all-conference teams...Earned all-tournament and all-conference honors as a junior, and as a sophomore he was named to the all-tournament team.

POWELL, Adrian

Season	gp-gs	min/avg	Total		3-Point		F-Throws		Rebounds				Scoring							
			fg-fga	pct	fg-fga	pct	ft-fta	pct	off	def	tot	avg	pf	fo	ast	to	blk	stl	pts	avg
2009-10	14-0	72/5.1	2-13	.154	1-11	.091	0-3	.000	6	5	11	0.8	9	0	1	11	1	7	5	0.4
2010-11	32-30	806/25.2	92-199	.462	20-64	.313	55-77	.714	26	104	130	4.1	63	1	47	50	19	31	259	8.1
2011-12	31-29	810/26.1	119-256	.465	33-90	.367	40-57	.702	40	124	164	5.3	62	1	39	74	13	49	311	10.0
TOTAL	77-59	1688/21.9	213-468	.455	54-165	.327	95-137	.693	72	233	305	4.0	134	2	87	135	33	87	575	7.5

2 Jared Williams • Orangeburg, S.C. • SR Guard • 6-3, 180



Williams' Career Highs

Points: 12 at Savannah St., 2/27/12; Rebounds: 5 vs. Hiwassee, 1/4/11
 FG Made: 4 at Savannah St., 2/27/12; FG Attempts: 10 vs. Hiwassee, 1/4/11
 3FG Made: 3 at Savannah St., 2/27/12; 3FG Attempts: 8 vs. Hiwassee, 1/4/11
 FT Made: 4 at Northwestern, 12/13/09; FT Attempts: 4 at Northwestern, 12/13/09
 Off. Rebounds: 2 at FAMU, 2/6/12; Def. Rebounds: 4 vs. Hiwassee, 1/4/11
 Assists: 2 at Ball State, 12/31/10; vs. FAMU, 1/9/12; Steals: 2 at Florida, 11/18/10
 Blocks: N/A; Minutes: 28 vs. Hiwassee, 1/4/11

Williams' Season Highs

Points: 12 at Savannah St., 2/27; Rebounds: 4 at FAMU, 2/6
 FG Made: 4 at Savannah St., 2/27; FG Attempts: 6 vs. FAMU, 1/9
 3FG Made: 3 at Savannah St., 2/27; 3FG Attempts: 4 (3x), most recently at Coppin State, 1/23
 FT Made: 1 at Savannah St., 2/27; FT Attempts: 2 at Savannah St., 2/27
 Off. Rebounds: 2 at FAMU, 2/6; Def. Rebounds: 2 at Howard, 1/14; at FAMU, 2/6
 Assists: 2 vs. FAMU, 1/9; Steals: 1 (3x), most recently at Howard, 1/14
 Blocks: N/A; Minutes: 22 at Savannah St., 2/27

Game-by-Game Stats

	Start	FG-A	3P-A	FT-A	O-Reb	PF	TP	A	TO	BK	S	MIN
N11 Creighton		1-3	1-3	0-0	0-1	0	3	0	0	0	0	6
N14 Iowa		0-2	0-2	0-0	0-0	0	0	0	0	0	0	3
N17 Campbell					DNP -- Coach's Decision							
N19 Chi State		0-0	0-0	0-0	0-0	0	0	0	0	0	0	2
N23 J&W		2-4	2-4	0-0	0-1	0	6	0	0	0	1	8
N 25 B-SC		0-1	0-0	0-0	0-3	0	0	0	0	0	1	6
N 28 UNCG					DNP -- Coach's Decision							
D3 NCCU					DNP -- Coach's Decision							
D10UE					DNP -- Coach's Decision							
D13 UCF					DNP -- Coach's Decision							
D15 SMC		0-1	0-1	0-0	0-1	0	0	1	0	0	0	5
D18 Hawaii					DNP -- Injury							
D21 Akron					DNP -- Injury							
D23 Ohio					DNP -- Injury							
D28 Houston					DNP -- Coach's Decision							
J3 Carver					DNP -- Coach's Decision							
J7 BCU		0-0	0-0	0-0	0-0	0	0	0	0	0	0	5
J9 FAMU		3-6	1-4	0-0	0-1	0	7	2	1	0	0	13
J14 Howard		2-3	1-2	0-0	1-3	1	5	0	2	0	1	21
J21 Morgan St.		0-0	0-0	0-0	0-0	0	0	0	0	0	0	3
J23 Coppin St.		2-4	2-4	0-0	0-1	0	6	0	0	0	0	11
J28 UMES		0-2	0-1	0-0	0-2	0	0	0	0	0	0	7
J30 DSU		0-0	0-0	0-0	0-1	0	0	0	0	0	0	7
F4 B-CU		0-0	0-0	0-0	0-0	0	0	0	0	0	0	6
F6 FAMU		2-4	1-3	0-0	2-4	0	5	2	1	1	0	15
F11 SCSU		1-1	0-0	0-0	0-0	0	2	0	0	0	0	6
F13 SSU					DNP -- Coach's Decision							
F18 NCCU		0-0	0-0	0-0	0-0	0	0	1	0	0	0	3
F25 SCSU		3-3	2-2	0-0	0-0	0	8	0	0	0	0	19
F27 SSU		4-4	3-3	1-2	0-2	0	12	1	0	0	1	22
M1 NSU	*	3-6	2-4	0-0	0-3	2	8	1	0	0	0	20

Jared Williams

Had a solid junior season in 2010-2011, after dealing with injuries in the 2009-2010 season...Seems to have recovered nicely from the injury-plagued season and looks to play more of a role in 2011-12...Has the potential to be a 3-point assassin for the Aggies off the bench...Brings a strong academic presence to the program...He is the son of a basketball coach and has outstanding fundamentals.

2010-2011 Season: Ended the year with an average of 8.0 minutes a game, and made one start in his 24 games played...Totaled 43 points, with 17 rebounds, four assists and four steals...Had a .241 field goal percentage and a .239 3-point field goal percentage...Led the team in steals with two in the loss on Nov. 18 at Florida...Had a season-high six points in 16 minutes on Dec. 31 against Ball State and on Feb. 14 against Hampton...Made his lone start on Jan. 4 against Hiwassee College, playing 28 minutes.

2009-10 Season: Played in 10 games with two starts last season...An injured turf toe kept him sidelined for most of the season...Averaged 1.2 points, 0.6 rebounds and 8.0 minutes per game...Both of his starts came in the 2010 MEAC Tournament...Played seven minutes in the Aggies 65-55 win over Howard on March 9...Started the next night against Morgan State, and played 15 minutes...Scored three points and grabbed one rebound in the game...Played a career-high 21 minutes at Northwestern on Dec. 13...Scored four points and grabbed three rebounds.

2008-09 Season: Made seven appearances, and totaled four points and one rebound...was third on the team with a .500 field goal percentage.


High School: Played three varsity seasons under head coach Alex Barron... As a senior, he earned All-Region honors and was named the team's MVP... Averaged 16.0 points and 5.0 assists per game after breaking his wrist... During his junior season, he was named the team's most promising player... He was also named an All-T&D regional player...Williams graduated ninth in his class and was named News 19 Player of the Week during his career.

Personal: Full name is Jared Christian Williams...He is the son of John and Millicent Williams...He has two siblings, Jordan and Jaiden...

WILLIAMS, Jared

Season	gp-gs	min/avg	Total		3-Point		F-Throws		Rebounds				Scoring							
			fg-fga	pct	fg-fga	pct	ft-fa	pct	off	def	tot	avg	pf	fo	ast	to	blk	stl	pts	avg
2008-09	7-0	17/2.4	1-2	.500	0-0	.000	2-3	.667	0	1	1	0.1	2	0	0	0	0	0	4	0.6
2009-10	10-2	80/8.0	2-19	.105	2-12	.167	6-8	.750	3	3	6	0.6	3	0	1	1	0	2	12	1.2
2010-11	24-1	193/8.0	14-58	.241	11-46	.239	4-4	1.000	2	15	17	0.7	12	0	4	7	0	4	43	1.8
2011-12	20-1	188/9.4	23-44	.523	15-33	.455	1-2	.500	3	20	23	1.2	3	0	8	4	1	4	62	3.1
TOTAL	61-4	478/7.8	40-123	.325	28-91	.308	13-17	.765	8	39	47	0.8	20	0	13	12	1	10	121	2.0

3 Jeremy Underwood • Washington, D.C. • SO Guard • 6-0, 185



Underwood's Career Highs

Points: 16 vs. Hampton, 2/14/11; Rebounds: 6 at Creighton, 11/11/11
 FG Made: 4 vs. FAMU, 1/9/12; FG Attempts: 9 vs. N.C. Central, 1/24; at FAMU, 2/6/12
 3FG Made: 3 vs. Hampton, 2/14/11; 3FG Attempts: 7 vs. NCCU, 1/24
 FT Made: 7 vs. Hampton, 2/14/11; FT Attempts: 10 vs. Hampton, 2/14/11
 Off. Rebounds: 2 at Creighton, 11/11/11; Def. Rebounds: 4 (3x), most recently at Creighton, 11/11/11
 Assists: 7 vs. SCSU, 2/11/12; Steals: 3 vs. Hampton, 2/14/11; vs. FAMU, 1/9/12
 Minutes: 27 at FAMU, 2/6/12

Underwood's Season Highs

Points: 14 vs. FAMU, 1/9; Rebounds: 6 at Creighton, 11/11
 FG Made: 4 vs. FAMU, 1/9; FG Attempts: 9 at FAMU, 2/6
 3FG Made: 2 vs. Barber Scotia, 11/25; vs. FAMU, 1/9; 3FG Attempts: 5 at FAMU, 2/6
 FT Made 5 at NCCU, 12/3; FT Attempts: 8 vs. FAMU, 1/9
 Off. Rebounds: 2 at Creighton, 11/11; Def. Rebounds: 4 at Creighton, 11/11; vs. Barber Scotia, 11/25
 Assists: 7 vs. FAMU, 2/11; Steals: 3 vs. FAMU, 1/9
 Minutes: 27 at FAMU, 2/6/12

Game-by-Game Stats

	Start	FG-A	3P-A	FT-A	O-Reb	PF	TP	A	TO	BK	S	MIN
N11 Creighton		2-7	0-1	0-0	2-6	3	8	1	2	0	0	18
N14 Iowa		1-6	0-2	2-2	0-2	3	4	4	1	0	1	16
N17 Campbell		2-5	1-3	1-2	0-0	0	6	4	0	0	0	14
N19 Chi State		0-4	0-2	4-4	1-3	3	4	2	3	0	1	16
N23 J&W		1-4	1-3	0-0	0-3	1	3	1	1	0	0	13
N 25 B-SC		2-4	2-3	2-2	0-4	4	8	2	1	0	2	14
N 28 UNCG		1-3	1-2	1-3	0-1	1	4	3	4	0	0	20
D3 NCCU		1-4	1-4	5-6	1-1	0	12	0	3	1	0	25
D10 UE		1-4	0-3	0-1	1-1	2	2	1	5	0	1	17
D13 UCF		2-6	1-3	1-3	0-0	3	6	1	1	0	1	16
D15 SMC		0-3	0-1	1-2	0-0	4	1	1	4	0	0	21
D18 Hawaii		2-3	2-3	2-2	1-1	5	8	2	5	0	0	13
D21 Akron		2-6	1-2	1-2	0-1	1	6	2	2	0	0	21
D23 Ohio		0-1	0-1	2-4	0-0	1	2	4	5	0	0	16
D28 Houston		0-3	0-2	0-0	0-0	2	0	3	2	0	0	17
J3 Carver		2-5	1-4	0-0	0-1	2	5	1	5	0	2	22
J7 BCU		1-4	1-3	3-4	0-1	3	6	1	3	0	1	15
J9 FAMU		4-6	2-4	4-8	0-1	2	14	3	4	0	3	19
J14 Howard		3-5	1-2	0-2	0-0	3	7	0	5	0	0	7
J21 Morgan St.		0-2	0-1	2-2	1-4	1	2	1	3	0	2	14
J23 Coppin St.		0-2	0-2	4-4	0-2	3	4	3	1	0	0	12
J28 UMES		1-6	1-3	0-0	0-2	2	3	3	1	0	2	18
J30 DSU		1-7	0-2	1-2	0-1	1	3	0	3	0	2	21
F4 B-CU					DNP -- Coach's Decision							
F6 FAMU		2-9	1-5	4-5	1-2	3	9	2	2	0	2	27
F11 SCSU	*	0-3	0-1	1-4	0-3	1	1	7	1	0	1	20
F13 SSU		3-6	1-3	4-4	0-1	4	11	1	1	0	0	20
F18 NCCU		1-5	0-2	2-2	0-0	1	4	1	1	0	0	16
F25 SCSU		2-4	1-2	2-5	0-3	2	7	0	1	0	0	13
F27 SSU		1-6	1-3	0-2	0-4	0	3	3	3	0	0	17
M1 NSU		2-7	2-5	1-2	0-2	4	7	5	1	0	0	20

Jeremy Underwood

Really gives the Aggies two excellent options at point guard along with teammate Marc Hill...Has tremendous speed and excellent court vision... Once he adjust to being a Division I point guard, has the potential to be one of the top assists men in the MEAC...Also provides the Aggies with an additional scorer coming off the bench...Made big plays and big shots for the Aggies as a freshman...Eaves is not afraid to put him on the floor at crunch time.

2010-2011 Season: Made 32 appearances off the bench for the Aggies, and averaged 13.0 minutes per game...Averaged 4.9 points, 1.1 assists and 1.4 rebounds per game...Shot .336 from the field, .373 from 3-point range and .673 from the free throw line...Was second on the team in 3-point field goal percentage...Led the team in scoring in one game, in assists in twice, and in steals in four times...Scored a season-high 16 points on Feb. 14 in the win against Hampton...Had a season-high five assists in the victory against N.C. Wesleyan on Nov. 16...Had a season-high three steals on Feb. 14 against Hampton.

High School: Played varsity basketball at Calvin Coolidge...Earned the distinction of being the only DCIAA player to receive a Division I scholarship... Was a three-time All-DCIAA performer...Made the Washington, D.C. All-Extra Team all four years of high school...Made All-Metro honorable mention as a senior year...Ranked among the top 50 scorers in the Washington, D.C.-Maryland-Virginia areas...Led Coolidge in scoring as a junior with 14.0 points per game...Was the second-leading scorer as a senior with 16.0 points per game...Underwood was a McDonald's All-American Nominee.

Personal: Full name is Jeremy Antonio Underwood...He is the son of Lisa Gilbert...He was born on Oct. 23, 1992...He majors in Business Management (Management Information Systems)...His nickname is "Jerm."

UNDERWOOD, Jeremy

Season	gp-gs	min/avg	Total		3-Point		F-Throws		Rebounds				Scoring							
			fg-fga	pct	fg-fga	pct	ft-fga	pct	off	def	tot	avg	pf	fo	ast	to	blk	stl	pts	avg
2010-11	32-0	417/13.0	46-137	.336	28-75	.373	38-56	.679	4	42	46	1.4	41	0	35	50	0	22	158	4.9
2011-12	30-1	511/17.0	40-140	.286	22-77	.286	51-80	.638	7	44	51	1.7	66	1	64	73	0	21	153	5.1
TOTAL	62-1	928/15.0	86-277	.310	50-152	.329	89-136	.654	11	86	97	1.6	107	1	99	123	0	43	311	5.0

Individual Career History

4 DaMetrius Upchurch • Raleigh, N.C. • JR Forward • 6-7, 210



Upchurch's Career Highs

Points: 15 at Ohio, 12/23/11; 15 at S.C. State, 2/25/27; **Rebounds:** 11 at S.C. State, 2/25/27
FG Made: 7 at FAMU, 2/6/12; **FG Attempts:** 13 at S.C. State, 2/25/27
3FG Made: N/A; **3FG Attempts:** 1 at Marshall, 11/15/09
FT Made: 5 (3x), most recently vs. SCSU, 2/11/12; **FT Attempts:** 8 vs. NCW, 11/16/10
Off. Rebounds: 6 at Houston, 12/28/11; **Def. Rebounds:** 6 at Evansville, 12/10/11; 6 at S.C. State, 2/25/27
Assists: 2 (3x), most recently vs. GC, 11/26; **Steals:** 3 at SMC, 12/15/11; at Hawaii, 12/18/11
Blocks: 2 (5x), most recently at FAMU, 2/6/12; **Minutes:** 30 at Houston, 12/28/11

Upchurch's Season Highs

Points: 15 at Ohio, 12/23; at S.C. State, 2/25; **Rebounds:** 11 at S.C. State, 2/25
FG Made: 6 at S.C. State, 2/25; **FG Attempts:** 13 at S.C. State, 2/25
3FG Made: N/A; **3FG Attempts:** N/A
FT Made: 5 vs. SCSU, 2/11; **FT Attempts:** 7 vs. SCSU, 2/11
Off. Rebounds: 5 at Houston, 12/28; at S.C. State, 2/25; **Def. Rebounds:** 6 at Evansville, 12/10; 6 at S.C. State, 2/25
Assists: 1 at Campbell, 11/17; vs. Chicago State, 11/19; **Steals:** 3 at SMC, 12/15; at Hawaii, 12/18
Blocks: 2 (3x), most recently at FAMU, 2/6; **Minutes:** 30 at Houston, 12/28

Game-by-Game Stats

	Start	FG-A	3P-A	FT-A	O-Reb	PF	TP	A	TO	BK	S	MIN
N11 Creighton					DNP -- Coach's Decision							
N14 Iowa		1-1	0-0	2-2	1-3	2	4	0	1	0	1	12
N17 Campbell	*	2-5	0-0	2-2	2-4	4	6	1	0	0	0	23
N19 Chi State	*	3-6	0-0	2-2	2-6	4	8	1	0	2	0	25
N23 J&W	*	1-4	0-0	2-4	4-4	2	4	2	2	1	0	9
N25 B-SC	*	0-2	0-0	0-0	1-2	2	0	0	0	1	0	12
N 28 UNCG	*	3-6	0-0	0-0	1-3	1	6	0	0	1	0	15
D3 NCCU	*	2-2	0-0	0-1	1-4	3	4	0	1	0	1	11
D10 UE	*	3-4	0-0	1-2	2-8	3	7	1	2	2	1	20
D13 UCF	*	2-3	0-0	0-1	1-4	3	4	0	1	1	1	16
D15 SMC	*	5-6	0-0	0-0	1-7	2	10	0	1	1	3	22
D18 Hawaii	*	5-8	0-0	1-1	2-6	4	11	0	5	0	3	15
D21 Akron	*	0-3	0-0	2-2	0-3	4	2	0	1	2	0	16
D23 Ohio	*	5-6	2-3	0-0	0-4	3	15	1	1	0	1	22
D28 Houston	*	4-11	0-0	0-0	6-10	3	8	0	4	2	2	30
J 3 Carver	*	2-2	0-0	0-0	2-5	2	4	0	2	2	0	9
J7 BCU					DNP -- Injury							
J9 FAMU					DNP -- Injury							
J14 Howard					DNP -- Injury							
J21 Morgan St.		0-3	0-0	1-2	2-2	1	1	0	0	0	0	5
J23 Coppin St.					DNP -- Coach's Decision							
J28 UMES	*	0-2	0-0	4-6	0-2	2	4	1	2	0	1	13
J30 DSU	*	0-1	0-0	0-0	0-1	1	0	0	0	0	0	8
F4 B-CU		4-5	0-0	3-5	0-0	1	11	1	3	0	0	14
F6 FAMU		7-9	0-0	0-3	3-6	5	14	1	3	2	2	23
F11 SCSU	*	5-6	0-0	5-7	1-4	3	15	0	0	1	1	19
F13 SSU	*	0-2	0-0	0-0	2-3	0	0	2	0	2	0	14
F18 NCCU	*	5-10	0-0	1-3	4-6	4	11	0	1	0	0	26
F25 SCSU	*	6-13	0-0	3-4	5-11	4	15	2	3	0	1	27
F27 SSU	*	4-7	0-0	2-4	3-6	1	10	0	1	2	0	19
M1 NSU	*	1-4	0-0	0-0	3-3	1	2	0	1	0	0	20

DaMetrius Upchurch

Has made a habit of catching rebounds off the rim while in the air and slamming the ball through the basket...Could help the Aggies replace the shot blocking ability of Thomas Coleman... Has the potential to be a force for the Aggies underneath...He is a good rebounder who possesses quick hops around the basket...Can shoot the 10-15 footer, and has the ability to beat people off the dribble...Has compiled 135 points and 144 rebounds during his career, while shooting .436 from the floor.

2010-2011 Season: Ended the year with an average of 10.1 minutes per game, making three starts in 27 games played...Totaled 66 points with 70 rebounds...Had a .377 field goal percentage and a .513 free throw percentage...Averaged 2.6 points and 2.7 rebounds per game...Was third on the team with 34 offensive rebounds...Was fourth on the team with nine blocked shots...Led the team in rebounding, steals and blocked shots in one game...Had a season-high five rebounds during a Nov. 12 loss to Ohio State...Had a season-high 12 points on Nov. 26 against Greensboro College.


2009-2010 Season: Played in 27 games with 10 starts...Averaged 2.6 points, 2.7 rebounds and 0.3 blocks per game...Shot .510 from the floor and .563 from the free throw line...Made his first career start on Nov. 20 against Davis & Elkins...Scored three points and grabbed six rebounds in 14 minutes of action as the Aggies defeated Davis & Elkins 67-53...Played a season-high 22 minutes, scored 11 points, went 5-f-of-5 from the free throw line and grabbed eight rebounds in a 92-83 loss to Ohio on Nov. 17...Scored seven points on 3-for-3 shooting at Tulane on Dec. 30.

High School: Averaged 19.1 points, 8.9 rebounds and 4.2 blocks per game as a senior at Garner High School...Named Greater Neuse River 4A Conference Player of the Year...He is a two-time All-Greater Neuse River Class 4A all-conference performer...Also earned second-team All-Triangle honors...Named to the prestigious North Carolina East/West All-Star Game...Led the Trojans to an 18-10 overall record, a 13-1 conference record and a second round game in the N.C. High School Athletic Association 4A state playoffs.

UPCHURCH, DaMetrius

Season	gp-gs	min/avg	Total		3-Point		F-Throws		Rebounds				Scoring							
			fg-fga	pct	fg-fga	pct	ft-fta	pct	off	def	tot	avg	pf	fo	ast	to	blk	stl	pts	avg
2009-10	27-10	268/9.9	25-49	.510	1-4	.250	18-32	.563	31	43	74	2.7	32	0	7	24	7	5	69	2.6
2010-11	27-3	273/10.1	23-61	.377	0-0	.000	20-39	.513	34	36	70	2.6	30	0	5	26	9	6	66	2.4
2011-12	26-22	445/17.1	70-131	.534	0-0	.000	36-60	.600	49	68	117	4.5	65	1	13	35	22	18	176	6.8
TOTAL	80-35	986/12.3	118-241	.490	1-4	.250	74-131	.565	114	147	261	3.3	127	1	25	85	38	29	311	3.9

10 Marc Hill • Bowie, Md. • SR Guard • 5-8, 160



Hill's Career Highs

Points: 29 vs. Norfolk State, 12/4/10; **Rebounds:** 7 vs. Norfolk State, 12/4/10
FG Made: 9 vs. Norfolk State, 12/4/10; **FG Attempts:** 17 vs. Norfolk State, 12/4/10
3FG Made: 5 vs. Norfolk State, 12/4/10; **3FG Attempts:** 8 at New Mexico State, 11/26/09; at Coppin State, 1/23/12
FT Made: 8 at Ohio State, 11/12/10; vs. FAMU, 1/8/11 **FT Attempts:** 11 vs. Norfolk State, 12/4/10
Off. Rebounds: 2 vs. Norfolk State, 12/4/10; **Def. Rebounds:** 5 vs. NCW, 11/16; 5 vs. Norfolk State, 12/4/10
Assists: 8 vs. Barber Scotia, 11/25; **Steals:** 4 at UNCCG, 11/29/10
Blocks: 1 at Florida, 11/18; **Minutes:** 36 vs. Norfolk State, 12/4/10; at Delaware St., 2/5

Hill's Season Highs

Points: 20 (3x), most recently vs. UMES, 1/28; **Rebounds:** 3 vs. Chicago State, 11/19. vs. J&W, 11/23
FG Made: 7 (4x), most recently vs. UMES, 1/28; **FG Attempts:** 15 at Hawaii, 12/18
3FG Made: 4 (4x), most recently vs. UMES, 1/28; **3FG Attempts:** 7 vs. Barber Scotia, 11/25
FT Made: 5 vs. B-CU, 1/7; 5 vs. Savannah State, 2/13 **FT Attempts:** 7 at Evansville, 12/10; vs. B-CU, 1/7
Off. Rebounds: 1 at Hawaii, 12/18; **Def. Rebounds:** 3 (3x), most recently at SMC, 12/15
Assists: 8 vs. Barber Scotia, 11/25; **Steals:** 3 vs. J&W, 11/25
Blocks: N/A; **Minutes:** 33 at Howard, 1/14; at Coppin St., 1/23

Game-by-Game Stats

	Start	FG-A	3P-A	FT-A	O-Reb	PF	TP	A	TO	BK	S	MIN
N11 Creighton	*	2-8	0-2	0-0	0-1	1	4	4	2	0	0	22
N14 Iowa	*	7-11	4-4	2-3	0-2	0	20	6	1	0	2	24
N17 Campbell	*	2-10	1-3	0-0	0-0	0	17	2	0	0	1	24
N19 Chi State	*	3-6	0-2	4-6	0-3	0	10	5	4	0	2	24
N23 J&W	*	4-9	2-4	1-2	0-3	0	11	8	1	0	3	23
N 25 B-SC	*	4-9	3-7	0-1	0-2	0	11	3	0	0	0	26
N 28 UNCG	*	2-5	0-1	1-2	0-1	1	5	6	2	0	0	20
D3 NCCU	*	2-9	0-3	1-2	0-1	1	5	3	2	0	0	22
D10 UE	*	3-11	1-2	5-7	0-0	1	12	4	1	0	0	23
D13 UCF	*	7-9	3-5	0-0	0-3	2	17	3	4	0	0	24
D15 SMC	*	3-8	1-2	3-4	0-3	0	10	2	0	0	0	19
D18 Hawaii	*	6-15	2-6	3-5	1-3	1	17	1	3	0	2	28
D21 Akron	*	2-12	1-3	2-2	0-1	0	7	0	3	0	1	23
D23 Ohio	*	2-7	0-3	0-0	0-0	1	4	3	5	0	0	24
D28 Houston	*	6-14	4-5	2-2	0-2	0	18	7	1	0	2	32
J 3 Carver	*	3-14	1-4	3-6	0-2	1	10	5	5	0	0	32
J7 BCU	*	5-10	1-2	5-7	0-0	0	16	3	1	0	0	28
J9 FAMU	*	3-9	1-3	3-6	0-1	0	10	1	2	0	0	27
J14 Howard	*	4-12	1-4	3-4	0-2	0	12	5	3	0	0	33
J21 Morgan St.	*	4-9	1-3	2-2	1-1	0	11	4	1	0	0	30
J23 Coppin St.	*	7-12	4-8	2-2	0-1	1	20	5	2	0	2	33
J28 UMES	*	7-11	4-4	2-2	1-1	1	20	2	1	0	1	22
J30 DSU	*	0-9	0-2	0-0	2-3	1	0	3	0	0	0	24
F4 B-CU	*	4-8	1-2	2-5	1-1	0	11	4	5	0	1	32
F6 FAMU	*	3-6	1-4	2-2	1-3	2	9	2	2	0	2	19
F11 SCSU	*	6-9	1-3	0-0	0-0	2	13	2	0	0	1	20
F13 SSU	*	3-8	0-1	5-6	0-2	0	11	1	0	0	2	28
F18 NCCU	*	4-12	0-3	5-7	0-1	2	13	4	2	0	1	26
F25 SCSU	*	5-12	3-4	1-3	0-2	0	14	5	1	0	0	28
F27 SSU	*	1-5	1-3	0-0	1-3	1	3	2	4	0	1	28
M1 NSU	*	1-7	1-4	3-6	0-2	1	6	2	2	0	2	20

Marc Hill

Will continue his starting role at point guard this season, after backing up Tavarus Alston from the 2008-10...Possess tremendous speed even with the ball in his hands... Has always played fearless when going in the paint despite his 5-foot-8 frame...Provides the Aggies with a scorer from the point guard position...Has tremendous hops, and can easily dunk with two hands...Head coach Jerry Eaves calls him a one-man fastbreak...Looks to be more offensive minded on a consistent basis...Eaves believes he has the ability to score 20 or more points in multiple games...Enters his senior season with 624 career points in 97 games played with 221 career assists...He has a .352 career field goal percentage, a .326 career 3-point field goal percentage and a .774 career free throw percentage.

2010-2011 Season: Hill averaged 29.2 minutes per game, starting in all 32 contests... Finished third on the team with a 10.8 points per game average...Shot .377 from the field, .388 from 3-point range and .805 from the free throw line...Averaged 2.3 rebounds, 3.1 assists and 0.9 steals...Finished 22nd in the MEAC in scoring ...Ranked tied for 10th in assists in the MEAC ranked 3rd in the conference in free throw percentage...Was third overall in the conference and first on the Aggies team with a .388 3-point field goal percentage...Hill was 10th in the MEAC with a 1.4 assist/turnover ratio...Had a season-best .833 3-point field goal percentage on Dec. 4 against Norfolk State...Posted a perfect free throw percentage twice, going 8-for-8 on the line on Nov. 12 at Ohio State and on Jan. 8 against Florida A&M...Led the team in scoring in eight games, in assists in 17 games, and in steals in seven games...He hit double-digit points 18 times...He scored a season-high 29 points on Dec. 4 against Norfolk State...Posted a season-high seven assists on Nov. 26 in a win over Greensboro College...Had a season-high four steals on Nov. 29 in the victory at UNC-Greensboro.

High School: Played three varsity seasons at powerhouse program Bishop McNamara...Named to the All-County team as a junior and senior...Was a McDonald's All-American nominee...Named MVP at the Hoop Group High School Shootout...As a junior, he averaged 11.5 points, 5.0 assists and 2.1 rebounds...Averaged 12.1 points and 5.0 assists as a senior...Played in the 35th Capital Classic High School All-Star Game...Finished his career as the all-time assists leader at Bishop McNamara...Ranks second on the single-season assists list...Maintained a 3.0 or higher throughout his high school career, and he made the honor roll every year.

Personal: Full name is Marc Lynn Hill...He is the son of Marcia and Broderick Hill... Has one sibling, B.L...

HILL, Marc

Season	gp-gs	min/avg	Total		3-Point		F-Throws		Rebounds				Scoring							
			fg-fga	pct	fg-fga	pct	ft-fga	pct	off	def	tot	avg	pf	fo	ast	to	blk	stl	pts	avg
2008-09	32-0	473/14.8	34-116	.293	14-55	.255	20-26	.769	3	40	43	1.3	23	0	51	38	0	22	102	3.2
2009-10	33-0	597/18.1	57-164	.348	25-89	.281	37-51	.725	3	37	40	1.2	26	0	70	53	0	14	176	5.3
2010-11	32-32	933/29.2	113-300	.377	50-129	.388	70-87	.805	8	67	75	2.3	41	0	100	74	1	29	346	10.8
2011-12	31-30	790/25.5	115-296	.389	43-106	.406	62-94	.660	9	41	50	1.6	20	0	107	60	0	26	335	10.8
TOTAL	128-62	2793/21.8	319-876	.364	132-379	.348	189-258	.733	23	185	208	1.6	110	0	328	225	1	91	959	7.5

12 Nic Simpson • Ft. Thomas, Ky. • SR Guard • 6-3, 205



Simpson's Career Highs

Points: 25 vs. B-CU, 1/10/11; **Rebounds:** 6 vs. Davis & Elkins, 11/20/09; 6 at Howard, 1/15/11
FG Made: 8 at Stanford, 12/15/10; at Coppin State, 1/23/12; **FG Attempts:** 17 at Miss St., 1
3FG Made: 5 (4x), most recently vs. S.C. State, 2/11/12; **3FG Attempts:** 12 vs. UNCW, 11/23/10
FT Made: 10 vs. B-CU, 1/10/11; **FT Attempts:** 11 vs. B-CU, 1/10/11
Off. Rebounds: 2 (3x), most recently vs. Norfolk State, 12/4/10; **Def. Rebounds:** 5 at Howard, 1/15/11; vs. J&W, 11/23/11
Assists: 5 at Arizona State, 12/23/10; **Steals:** 4 at FAMU, 2/6/12
Blocks: 1 at UNLV, 11/22/08; 1 at Ohio, 11/17/09; **Minutes:** 41 vs. UNCW, 11/23/10

Simpson's Season Highs

Points: 22 at Coppin State, 1/23; **Rebounds:** 4 vs. Chicago State, 11/19
FG Made: 8 at Coppin State, 1/23; **FG Attempts:** 13 at Coppin St., 1/23
3FG Made: 5 at Coppin State, 1/23; vs. S.C. State, 2/11; **3FG Attempts:** 10 at Ohio, 12/23
FT Made: 11 vs. Carver, 1/3; **FT Attempts:** 13 vs. Carver, 1/3
Off. Rebounds: 1 vs. Barber Scotia, 11/25; **Def. Rebounds:** 5 vs. J&W, 11/23
Assists: 3 vs. J&W, 11/23; at FAMU, 2/6; **Steals:** 4 at FAMU, 2/6
Blocks: N/A; **Minutes:** 34 at Morgan St., 1/21

Game-by-Game Stats

	Start	FG-A	3P-A	FT-A	O-Reb	PF	TP	A	TO	BK	S	MIN
N11 Creighton	*	2-8	2-7	0-0	0-1	2	6	0	1	0	0	24
N14 Iowa	*	3-9	3-8	3-4	0-0	1	12	1	3	0	0	28
N17 Campbell	*	3-10	3-9	8-8	0-1	1	17	2	0	0	1	24
N19 Chi State	*	4-10	1-4	5-5	0-4	2	14	1	1	0	0	25
N 23 J&W	*	5-9	2-6	0-0	0-5	0	12	2	1	0	3	23
N 25 B-SC	*	4-7	4-4	2-4	1-4	0	14	3	1	0	1	26
N 28 UNCG	*	3-7	2-6	5-5	0-1	1	13	2	2	0	3	21
D3 NCCU	*	3-10	1-4	5-6	1-1	0	12	0	3	1	0	25
D10 UE	*	1-5	1-3	3-4	0-0	3	6	1	1	0	0	26
D13 UCF	*	2-11	2-7	3-4	0-1	4	9	1	4	0	0	24
D15 SMC	*	1-6	1-4	0-0	0-0	2	3	0	1	0	1	17
D18 Hawaii												
D21 Akron		2-10	1-5	8-9	0-3	0	13	2	0	0	0	21
D23 Ohio		5-13	4-10	0-0	0-0	0	14	0	2	1	0	24
D28 Houston		5-7	4-4	0-0	2-4	1	14	0	0	0	0	23
J 3 Carver		5-11	0-5	11-13	1-5	1	21	2	1	0	0	33
J7 BCU		1-4	1-2	0-0	0-3	1	3	1	1	0	0	22
J9 FAMU		2-9	2-6	2-2	2-4	2	8	1	0	0	1	23
J14 Howard		3-8	1-4	6-6	0-3	2	13	1	0	0	1	26
J21 Morgan St.		3-7	1-4	0-0	1-2	0	7	2	1	0	2	34
J23 Coppin St.		8-13	5-8	1-1	4-4	3	22	0	1	0	0	33
J28 UMES		4-9	3-8	0-0	0-2	1	11	2	2	0	2	23
J30 DSU		1-9	1-6	1-2	0-2	1	4	1	2	0	0	21
F4 B-CU		4-8	3-4	3-4	1-3	5	14	0	3	0	1	21
F6 FAMU		5-10	2-6	2-4	0-1	0	14	3	2	0	4	30
F11 SCSU		6-9	5-7	0-1	0-0	0	17	3	2	0	4	24
F13 SSU		2-6	1-3	2-2	0-1	3	7	1	2	0	2	21
F18 NCCU		3-7	2-6	0-2	0-0	1	8	0	1	0	0	20
F25 SCSU												
F27 SSU												
M1 NSU												

Has the potential to be one of the top scorers in the conference in 2011-12...Can shoot the 3-point shot, but also has the ability to put the ball on the floor and get to the basket...Head coach Jerry Eaves is looking for Simpson to improve his 3-point percentage in order to give the Aggies a better chance to win...Hopes last season's strong performance will propel him to All-MEAC honors in 2011-12...His ability to get in the paint and draw fouls is key for North Carolina A&T because he is an excellent free throw shooter...Enters his senior season with 707 career points, with a career .357 field goal percentage, .313 3-point field goal percentage, and a .717 free throw percentage...Also has 81 career assists and 54 career steals in 82 total games played.

2010-2011 Season: Simpson appeared in 27 games, and started in 18...He finished the season second on the team with 13.3 scoring average...Averaged 29.5 minutes per game...Shot .369 from the floor, .307 from 3-point range and .782 from the free throw line...Averaged 2.4 rebounds, 1.1 assists and 0.9 steals...Finished 12th in the MEAC in scoring and seventh in free throw shooting...Missed five games with a knee injury...Went 8-for-8 at the free throw line against N.C. Central on Jan. 24 in a loss...Led the team in scoring eight times and posted double figures 21 times...Led the team in steals seven times and in assists three times...Posted a season-high 25 points on Jan. 10 against Bethune-Cookman...Had back-to-back games with 20 or more points on Jan. 8 and Jan. 10...Had a season-high five assists on Dec. 23 at Arizona State.

2009-2010 Season: Played in 33 games with 20 starts...Started the Aggies first 20 games of the season before he started coming off of the bench...Averaged 9.5 points, 2.2 rebounds and 1.2 assists...Shot .370 from the floor, .343 from 3-point range and .813 from the free throw line...Ranked 23rd in the conference in scoring...Reached double figures 16 times and led the Aggies in scoring three times...Made the MEAC All-Tournament Team at season's end...Scored 38 points on 13-for-14 shooting from the free throw line during the tournament...Opened the 2009-10 season with a 21-point performance against Brevard College as he hit five 3-pointers in the game...Scored a career-best 22 points on 7-for-15 shooting in a loss at Ohio University on Nov. 17...Scored 17 points on 4-for-4 shooting from 3-point range in the Aggies 93-84 overtime win over Norfolk State on Dec. 5...Connected on five 3-pointers and scored 15 points as the Aggies lost to Howard 82-77 at home on Jan. 16.

Personal: Full name is Nicolas James Simpson...He is the son of Amy Simpson...He was born on June 7, 1990...Simpson majors in Fitness Management.

SIMPSON, Nic

Season	gp-gs	min/avg	Total		3-Point		F-Throws		Rebounds				Scoring							
			fg-fga	pct	fg-fga	pct	ft-fa	pct	off	def	tot	avg	pf	fo	ast	to	blk	stl	pts	avg
2008-09	22-1	149/6.8	9-44	.205	2-20	.100	14-24	.583	8	9	17	0.8	14	0	10	19	1	4	34	1.5
2009-10	33-20	782/23.7	94-254	.370	61-178	.343	65-80	.813	16	57	73	2.2	58	0	40	52	3	29	314	9.5
2010-11	27-18	797/29.5	111-301	.369	58-189	.307	78-100	.780	20	44	64	2.4	54	0	31	37	0	24	358	13.3
2011-12	27-11	667/24.7	90-232	.388	58-150	.387	71-88	.807	9	46	55	2.0	37	1	32	38	2	26	309	11.4
TOTAL	109-50	2395/22.0	304-831	.366	179-537	.333	228-292	.781	53	156	209	1.9	163	1	113	146	6	83	1015	9.3



Behohn-Tolly's Season Highs

Points: 4 vs. J&W, 11/23; Rebounds: 2 at Creighton, 11/11; 2 vs. J&W, 11/23
 FG Made: 1 at Creighton, 11/11; vs. J&W, 11/23; FG Attempts: 2 at Creighton, 11/11
 3FG Made: N/A; 3FG Attempts: N/A
 FT Made: 2 vs. J&W, 11/23; FT Attempts: 3 vs. Carver, 1/3
 Off. Rebounds: N/A; Def. Rebounds: 2 at Creighton, 11/11; vs. J&W, 11/23
 Assists: N/A; Steals: N/A
 Blocks: 1 at Creighton, 11/11; Minutes: 9 at Creighton, 11/11

Game-by-Game Stats

	Start	FG-A	3P-A	FT-A	O-Reb	PF	TP	A	TO	BK	S	MIN
N11 Creighton	1-2	0-0	0-0	2-2	1	2	0	0	1	0	9	
N14 Iowa				DNP -- Coach's Decision								
N17 Campbell				DNP -- Coach's Decision								
N19 Chicago State				DNP -- Coach's Decision								
N 23 J&W	1-2	0-0	2-2	0-2	0	4	0	0	0	0	7	
N 25 B-SC	0-1	0-0	0-0	0-0	0	0	0	0	0	0	3	
N 28 UNCG				DNP -- Coach's Decision								
D3 NCCU				DNP -- Coach's Decision								
D10 UE				DNP -- Coach's Decision								
D13 UCF				DNP -- Coach's Decision								
D15 St. Mary's				DNP -- Coach's Decision								
D18 Hawaii				DNP -- Coach's Decision								
D21 Akron				DNP -- Coach's Decision								
D23 Ohio				DNP -- Coach's Decision								
D28 Houston				DNP -- Coach's Decision								
J 3 Carver	0-0	0-0	1-3	0-1	0	1	0	0	0	0	7	
J7 BCU				DNP -- Coach's Decision								
J9 FAMU	0-0	0-0	0-0	0-0	0	0	0	0	0	0	2	
J14 Howard				DNP -- Coach's Decision								
J21 Morgan St.				DNP -- Coach's Decision								
J23 Coppin St.				DNP -- Coach's Decision								
J28 UMES	0-0	0-0	1-2	0-0	0	0	1	0	0	0	3	
J30 DSU				DNP -- Coach's Decision								
F4 B-CU				DNP -- Coach's Decision								
F6 FAMU				DNP -- Coach's Decision								
F11 SCSU	1-1	0-0	0-0	1-1	0	0	2	0	0	0	2	
F13 SSU				DNP -- Coach's Decision								
F18 NCCU				DNP -- Coach's Decision								
F25 SCSU				DNP -- Coach's Decision								
F27 SSU				DNP -- Coach's Decision								
M1 NSU				DNP -- Coach's Decision								

Dominique Behohn-Tolly

Junior College/High School : Played at Montgomery College in Germantown Maryland during the 2009-10 season...Led Montgomery to the Region XX Championship...Started at Prince George's County Community College during the 2010-11 season...Attended high school at College De La Retraite in Cameroon, Africa.

Personal: Full name is Dominique A. Behohn-Tolly...He is the son of Andre-Marie Behohn-Tolly and Emilienne D. Omoko...Majors in mathematics and has three siblings, Morgane Behohn-Tolly, Jacques Oliver Behohn-Tolly, Patrice Behohn and George Behohn-Tolly...Was born on Sept. 16, 1989...As an overriding interest in technology that includes smartphones and cars...He is a member of the African Association at N.C. A&T...The best thing about being at N.C. A&T is the band and the library that stays open 24 hours a day, seven days a week...Plans to play semi-pro basketball before attending graduate school for electrical engineering.

BEHOHN-TOLLY, D.

Season	gp-gs	min/avg	Total		3-Point		F-Throws		Rebounds				Scoring							
			fg-fga	pct	fg-fga	pct	ft-fa	pct	off	def	tot	avg	pf	fo	ast	to	blk	stl	pts	avg
2011-12	7-0	33/4.7	3-6	.500	0-0	.000	4-7	.571	3	3	6	0.9	1	0	0	1	1	0	10	1.4
TOTAL	7-0	33/4.7	3-6	.500	0-0	.000	4-7	.571	3	3	6	0.9	1	0	0	1	1	0	10	1.4

20 Jean Louisme • Fort Myers, Fla. • JR Guard • 6-4, 180



Louisme's Season Highs

Points: 13 vs. Chicago State, 11/19; Rebounds: 7 vs. J&W, 11/23
 FG Made: 4 (3x), most recently vs. SCSU, 2/11; FG Attempts: 10 vs. Chicago State, 11/19; at Hawaii, 12/18
 3FG Made: 3 vs. Chicago State, 11/19; at Akron, 12/21 3FG Attempts: 8 vs. Chicago State, 11/19; at Hawaii, 12/18
 FT Made: 4 vs. UMES, 1/28; FT Attempts: 6 at Iowa, 11/14
 Off. Rebounds: 1 at Creighton, 11/11; Def. Rebounds: 7 vs. J&W, 11/23
 Assists: 2 vs. J&W, 11/23; Steals: 2 vs. UNCG, 11/28; vs. SCSU, 2/11
 Blocks: 1 at Creighton, 11/11; vs. FAMU, 2/6; Minutes: 20 at Hawaii, 12/18

Game-by-Game Stats

	Start	FG-A	3P-A	FT-A	O-Reb	PF	TP	A	TO	BK	S	MIN
N11 Creighton	2-9	0-6	2-3	1-5	4	6	0	2	1	0	17	
N14 Iowa	2-8	2-6	3-6	0-3	1	9	1	2	0	1	18	
N17 Campbell	3-7	2-5	2-2	1-1	3	10	0	3	0	0	16	
N19 Chicago State	4-10	3-8	2-2	0-1	4	13	0	2	0	0	13	
N23 J&W	1-5	0-3	0-0	0-7	0	2	2	1	0	0	16	
N 25 B-SC	0-5	0-5	0-0	0-1	0	0	1	1	0	1	8	
N 28 UNCG	3-6	2-4	0-0	0-2	3	8	1	0	0	2	19	
D3 NCCU	0-3	0-2	0-2	0-1	1	0	0	2	0	0	17	
D10 UE	0-2	0-1	3-5	0-2	2	3	1	1	0	0	15	
D13 UCF	4-8	2-3	2-2	1-2	1	12	1	2	0	1	16	
D15 SMC	3-9	2-4	0-2	1-2	1	8	1	3	0	0	18	
D18 Hawaii	2-10	2-8	0-0	0-0	3	6	0	0	0	0	20	
D21 Akron	3-6	3-5	0-0	0-0	2	9	0	0	0	0	16	
D23 Ohio	1-3	1-3	0-0	1-2	3	3	0	1	0	0	6	
D28 Houston	2-6	0-3	0-0	2-4	0	4	0	2	0	1	13	
J3 Carver	0-1	0-1	0-0	1-5	0	0	0	2	0	0	11	
J7 BCU	1-1	1-1	0-0	0-2	2	3	1	0	0	0	12	
J9 FAMU	1-3	0-2	2-2	1-4	1	4	0	0	0	0	15	
J14 Howard	0-0	0-0	0-0	0-0	0	0	0	0	0	0	1	
J21 Morgan St.	0-1	0-1	0-0	0-1	0	0	0	0	0	0	6	
J23 Coppin St.	0-1	0-1	0-0	0-1	0	0	0	0	0	0	2	
J28 UMES	1-4	1-4	4-4	0-0	2	7	0	0	0	0	8	
J30 DSU	0-1	0-1	0-0	0-1	0	0	0	0	0	0	3	
F4 B-CU	1-3	0-1	2-3	1-2	1	4	1	1	0	0	15	
F6 FAMU	4-8	2-5	0-0	0-0	0	10	0	0	1	0	19	
F11 SCSU	*	4-5	0-1	2-4	0-2	3	10	1	1	0	2	15
F13 SSU	*	1-6	0-2	0-2	2-4	2	2	1	0	0	0	16
F18 NCCU	*	0-4	0-3	0-0	1-3	1	0	1	0	0	0	17
F25 SCSU	*	0-0	0-0	0-0	0-2	3	0	2	0	0	0	19
F27 SSU	*	1-4	1-2	3-5	0-3	2	6	1	2	0	1	14
M1 NSU		3-7	1-3	0-0	3-4	2	7	1	0	0	3	18


Jean Louisme

Louisme is a pure shooter with plenty of confidence from beyond 3-point range...Could be one of the best shooters in the MEAC before his N.C. A&T career is over...Jerry Eaves expects him to hit plenty of big shots from the perimeter.

Junior College/High School: Attended Fort Myers High School...Spent two seasons at Florida State College in Jacksonville, Fla...Averaged 19.9 points, while shooting 43 percent from 3-point range and 82 percent from the free throw line during his second season at FSC...During his first season, he averaged 11.9 points, shot 79 percent from the line and 35 percent from 3-point range.

LOUISME, Jean																				
Season	gp-gs	min/avg	Total		3-Point		F-Throws		Rebounds				Scoring							
			fg-fga	pct	fg-fga	pct	ft-fta	pct	off	def	tot	avg	pf	fo	ast	to	blk	stl	pts	avg
2011-12	31-5	419/13.5	47-146	.322	25-94	.266	27-44	.614	16	51	67	2.2	47	0	17	28	2	12	146	4.7
TOTAL	31-5	419/13.5	47-146	.322	25-94	.266	27-44	.614	16	51	67	2.2	47	0	17	28	2	12	146	4.7

21 R.J. Buck • Lusby, Md. • JR Guard • 6-3, 192



Buck's Career Highs

Points: 16 vs. UNCG, 11/28/11; Rebounds: 8 at Morgan St., 1/31/11
 FG Made: 7 vs. UNCG, 11/28/11; FG Attempts: 11 at NCCU, 12/3/11
 3FG Made: N/A; 3FG Attempts: 1 (4x), most recently vs. UMES, 1/28/12
 FT Made: 9 at Coppin St., 1/29; FT Attempts: 9 at Coppin St., 1/29
 Off. Rebounds: 5 at Evansville, 12/10/11; Def. Rebounds: 7 at Morgan St., 1/31/11
 Assists: 4 vs. FAMU, 1/8/11; Steals: 2 at Iowa, 11/14
 Blocks: 1 vs. NCW, 11/16/10; vs. GC, 11/26/10; Minutes: 35 at Delaware St., 2/5

Buck's Seasons Highs

Points: 16 vs. UNCG, 11/28; Rebounds: 6 (3x), most recently vs. FAMU, 1/9
 FG Made 7 vs. UNCG, 11/28; FG Attempts: 11 at NCCU, 12/3
 3FG Made: N/A; 3FG Attempts: 1 (3x), most recently vs. UMES, 1/28
 FT Made: 5 vs. UMES, 1/28; FT Attempts: 8 at S.C. State, 2/25
 Off. Rebounds: 5 at Evansville, 12/10; Def. Rebounds: 5 vs. Chicago State, 11/19
 Assists: 3 vs. Chicago State, 11/19; Steals: 2 at Creighton, 11/11
 Blocks: 1 vs. J&W, 11/23; Minutes: 30 at Campbell, 11/17; at Hawaii, 12/18

Game-by-Game Stats

	Start	FG-A	3P-A	FT-A	O-Reb	PF	TP	A	TO	BK	S	MIN
N11 Creighton		2-3	0-1	4-6	0-1	2	8	2	0	0	2	23
N14 Iowa		4-5	0-0	0-0	3-6	3	8	2	1	0	1	27
N 17 Campbell		4-8	0-0	1-2	2-2	1	9	2	2	0	0	30
N19 Chicago State		0-1	0-0	0-0	1-6	4	0	3	2	0	0	17
N 23 J&W		3-5	0-0	0-0	1-1	4	6	2	2	1	0	11
N 25 B-SC		2-4	0-1	2-4	3-3	2	6	2	1	0	0	15
N 28 UNCG		7-9	0-0	2-4	2-5	2	16	1	1	0	0	22
D3 NCCU		3-11	0-0	2-3	4-5	2	8	1	2	0	1	27
D10 UE		1-4	0-1	2-4	5-7	3	4	2	2	0	0	21
D13 UCF		0-1	0-0	1-3	1-3	1	1	4	1	0	3	20
D15 SMC		0-2	0-0	0-0	1-2	2	0	1	1	0	1	13
D18 Hawaii		0-1	0-1	0-0	2-3	3	0	1	3	0	0	30
D21 Akron		0-3	0-0	2-4	0-1	4	2	0	1	0	0	17
D23 Ohio		0-1	0-0	0-1	0-2	3	0	0	1	0	0	11
D28 Houston		1-2	0-0	1-2	2-3	3	3	1	1	0	0	14
J3 Carver		4-5	0-0	2-5	0-3	3	10	0	3	0	0	26
J7 B-CU		4-7	0-0	0-1	0-6	2	8	1	2	0	0	25
J9 FAMU		2-6	0-1	4-4	1-4	2	8	2	1	0	0	28
J14 Howard		1-4	0-0	1-2	1-4	4	3	0	0	0	0	11
J21 Morgan St.		6-7	0-0	4-7	0-0	1	16	2	0	1	1	19
J23 Coppin St.		0-2	0-0	1-2	1-3	1	1	0	1	0	0	26
J28 UMES		3-4	0-1	5-5	2-5	1	11	3	1	1	0	27
J30 DSU		2-5	0-0	2-5	2-4	0	6	1	1	0	1	22
F4 B-CU		2-5	0-1	0-0	0-1	3	4	0	2	1	1	16
F6 FAMU												DNP -- Injury
F11 SCSU	*	1-4	0-0	1-2	1-4	2	3	0	3	0	0	22
F13 SSU		3-5	0-0	1-2	0-2	2	7	0	0	0	0	23
F18 NCCU		1-1	0-0	0-0	0-0	3	2	0	0	0	1	14
F25 SCSU		1-3	0-1	4-8	2-4	3	6	2	0	0	0	21
F27 SSU		2-4	0-0	2-3	1-1	4	6	0	1	0	0	21
M1 NSU		1-5	0-0	0-0	1-1	0	2	0	1	0	1	21

R.J. Buck

Buck is a versatile guard who can play on the perimeter and in the post because of his impressive wingspan...He is tremendously athletic with the ability to awe crowds with gravity-defying dunks...Along with his leaping ability, his wingspan makes him an excellent defensive player...Played sparingly as a freshman, but his playing time should increase during the 2010-11 season.

2010-2011 Season: Buck ended the year with 22.2 minutes per game and 12 starts over 31 games played...Averaged 6.6 points, 3.4 rebounds and 1.0 assists per game...Also blocked four shots and had 17 assists on the season... He had a .508 field goal percentage, a .273 3-point field goal percentage and a .704 free throw percentage...Finished fourth on the team in rebounds...Hit all nine of his free throw attempts in a win over Coppin State on Jan. 29...Led the team in assists in four times, in steals in five times and in blocked shots once... Had five games in which he scored in double figures...Had a season-high six rebounds on Jan. 10 against Bethune-Cookman...Collected a season-high three blocks three times...Had a season-high 15 points on Jan. 29 at Coppin State.

2009-10 Season: Played in 12 games without a start...Averaged 0.8 points, 0.8 rebounds and 5.0 minutes per game...Played a season-high 11 minutes against Howard on Jan. 16...Scored his first collegiate points on Nov. 13 when he scored on a layup with 13:48 remaining in the game against Brevard.

High School: Averaged 11.0 points, 8.0 rebounds and 4.0 steals per game at St. Mary's Ryken...Named WCAC honorable mention...As a junior, the 6-foot-3 guard led his team in rebounds.

Personal: Full name is Roger Buck, Jr...He is the son of Helen and Roger Buck, Sr...He has three siblings, Jermaine, Lamar Johnson and Reyonna... Buck majors in Criminal Justice and was born on Nov. 4, 1991...His nicknames include, R.J., "Q" and Buck.

BUCK, R.J.

Season	gp-gs	min/avg	Total		3-Point		F-Throws		Rebounds				Scoring							
			fg-fga	pct	fg-fga	pct	ft-fta	pct	off	def	tot	avg	pf	fo	ast	to	blk	stl	pts	avg
2009-10	12-0	60/5.0	4-6	.667	0-1	.000	2-7	.286	5	4	9	0.8	5	0	5	3	1	2	10	0.8
2010-11	31-12	689/22.2	60-118	.508	3-11	.273	81-115	.704	38	66	104	3.4	62	1	31	31	4	17	204	6.6
2011-12	30-1	616/20.5	60-127	.472	0-8	.000	43-77	.558	39	53	92	3.1	70	0	35	37	4	14	163	5.4
TOTAL	73-13	1365/18.7	124-251	.494	3-20	.150	126-199	.633	82	123	205	2.8	137	1	71	71	9	33	377	5.2

30 Anthony Estes • Washington, D.C. • FR Forward • 6-7, 220



Estes' Season Highs

Points: 8 vs. Barber Scotia, 11/25; **Rebounds:** 4 at Iowa, 11/14
FG Made: 3 vs. Barber Scotia, 11/25; **FG Attempts:** 8 at Iowa, 11/14
3FG Made: 1 (3x), most recently at FAMU, 2/6; **3FG Attempts:** 2 at Iowa, 11/14
FT Made: 3 at Iowa, 11/14; **FT Attempts:** 6 at Iowa, 11/14
Off. Rebounds: 3 at Campbell, 11/17; **Def. Rebounds:** 1 (4x), most recently vs. J&W, 11/23
Assists: 2 vs. J&W, 11/23; vs. Creighton, 11/11; **Steals:** 1 at Creighton, 11/11; at Iowa, 11/14
Blocks: 1 vs. Chicago State, 11/19; vs. J&W, 11/23; **Minutes:** 14 at Iowa, 11/14

Game-by-Game Stats

	Start	FG-A	3P-A	FT-A	O-Reb	PF	TP	A	TO	BK	S	MIN
N11 Creighton		2-3	1-1	1-1	1-2	1	6	0	3	0	1	13
N14 Iowa	*	2-8	1-2	0-0	3-4	3	5	1	1	0	1	14
N17 Campbell		0-2	0-0	1-2	0-0	2	1	0	1	0	0	4
N19 Chicago State		2-2	0-0	0-0	1-2	1	4	0	1	1	0	4
N 23 J&W		2-4	0-0	2-2	1-2	2	6	2	2	1	0	11
N 25 B-SC		3-4	0-0	2-3	2-2	3	8	0	2	0	0	9
N 28 UNCG		0-0	0-0	0-0	0-1	3	0	1	2	0	0	4
D3 NCCU					DNP -- Coach's Decision							
D10 UE		0-1	0-0	0-0	1-2	0	0	0	0	0	0	4
D13 UCF					DNP -- Coach's Decision							
D15 SMC		0-3	0-1	0-0	1-3	3	0	0	1	0	0	10
D18 Hawaii					DNP -- Coach's Decision							
D21 Akron		0-0	0-0	0-0	0-0	1	0	0	0	0	0	7
D23 Ohio					DNP -- Coach's Decision							
D28 Houston		0-1	0-0	0-0	1-1	0	0	0	0	0	0	7
J3 Carver		2-2	0-0	0-0	0-2	2	4	0	3	0	0	8
J7 B-CU	*	0-2	0-1	0-0	0-0	0	16	3	1	0	0	28
J9 FAMU	*	2-2	1-1	0-0	1-1	4	5	0	0	0	0	6
J14 Howard		0-1	0-0	0-0	0-1	1	0	0	1	0	0	5
J21 Morgan St.		2-7	0-1	0-0	1-3	2	4	1	2	1	1	14
J23 Coppin St.		2-5	0-0	0-0	1-1	0	4	0	0	0	0	7
J28 UMES		2-3	0-0	2-4	1-2	1	6	1	2	0	0	10
J30 DSU					DNP -- Coach's Decision							
F4 B-CU					DNP -- Coach's Decision							
F6 FAMU		2-3	1-1	0-0	1-1	1	5	0	1	0	0	12
F11 SCSU		2-4	0-0	0-0	0-4	1	4	0	0	0	0	4
F13 SSU					DNP -- Coach's Decision							
F18 NCCU					DNP -- Coach's Decision							
F25 SCSU		2-3	1-1	0-0	1-3	2	5	0	1	0	0	4
F27 SSU		1-2	0-0	0-0	0-1	0	2	0	0	0	0	7
M1 NSU		1-2	0-0	0-0	0-0	0	2	0	0	0	0	2

Anthony Estes

Brings a sense of toughness to the Aggies lineup...He likes to bang underneath the basket, but also has the ability to knock down the outside shot... Head coach Jerry Eaves calls him the most aggressive player he has ever recruited...Can put the ball on the floor and attack the basket.

High School: Attended Brisbane Academy in Charlotte, N.C., as a senior... Averaged 18.0 points and 12.0 rebounds during the season...Also played at Our Savior in New York.

ESTES,Anthony

Season	gp-gs	min/avg	Total		3-Point		F-Throws		Rebounds				Scoring							
			fg-fga	pct	fg-fga	pct	ft-fga	pct	off	def	tot	avg	pts	avg						
2011-12	23-3	172/7.5	29-64	.453	5-9	.556	8-12	.667	17	21	38	1.7	34	0	4	24	4	4	71	3.1
TOTAL	23-3	172/7.5	29-64	.453	5-9	.556	8-12	.667	17	21	38	1.7	34	0	4	24	4	4	71	3.1

31 Austin Witter • Princeton Junction, N.J. • FR Forward • 6-8, 195



Witter's Career Highs

Points: 16 at S.C. State, 2/25/27; **Rebounds:** 11 vs. Barber Scotia, 11/25/11; vs. Carver, 1/3/12
FG Made: 6 vs. Barber Scotia, 11/25/11; at S.C. State, 2/25/27; **FG Attempts:** 11 vs. Barber Scotia, 11/25/11
3FG Made: 3 vs. Middle Tennessee State, 11/23/09; vs. UNCW, 11/23/10; **3FG Attempts:** 8 vs. FAMU, 1/9/12
FT Made: 2 (3x), most recently vs. Barber Scotia, 11/25/11; **FT Attempts:** 8 vs. Carver, 1/3/12
Off. Rebounds: 6 vs. Barber Scotia, 11/25/11; **Def. Rebounds:** 7 (3x), most recently vs. UMES, 1/28
Assists: 7 at S.C. State, 1/23/10; **Steals:** 3 vs. GC, 11/26/10; at UCF, 12/13/11
Blocks: 4 vs. Brevard, 11/13/09; **Minutes:** 41 vs. NSU, 12/4/10

Witter's Season Highs

Points: 16 at S.C. State, 2/25; **Rebounds:** 11 vs. Barber Scotia, 11/25; vs. Carver, 1/3
FG Made 6 vs. Barber Scotia, 11/25; at S.C. State, 2/25; **FG Attempts:** 11 vs. Barber Scotia, 11/25
3FG Made: 3 vs. UNCG, 11/28; **3FG Attempts:** 8 vs. FAMU, 1/9
FT Made: 4 at Howard, 1/14; **FT Attempts:** 8 vs. Carver, 1/3
Off. Rebounds: 6 vs. Barber Scotia, 11/25; **Def. Rebounds:** 7 vs. Carver, 1/3; vs. UMES, 1/28
Assists: 6 vs. FAMU, 1/9; **Steals:** 3 at UCF, 12/13
Blocks: 3 at UCF, 12/13; **Minutes:** 37 at Coppin St., 1/23

Game-by-Game Stats

	Start	FG-A	3P-A	FT-A	O-Reb	PF	TP	A	TO	BK	S	MIN
N11 Creighton	*	4-6	1-2	0-0	1-4	0	9	2	0	0	1	18
N14 Iowa					DNP -- Injury							
N17 Campbell					DNP -- Injury							
N19 Chicago State		2-4	1-3	2-2	0-3	1	7	1	3	1	1	13
N23 J&W		3-7	0-1	1-2	3-8	2	7	4	1	1	2	18
N 25 B-SC		6-11	0-2	2-2	6-11	0	14	3	2	0	2	17
N28 UNCG		4-7	3-4	1-1	1-7	2	12	5	2	0	2	25
D3 NCCU		0-2	0-2	0-0	0-4	4	0	0	3	0	0	14
D10 UE		1-6	0-3	1-2	1-4	2	3	0	2	0	1	17
D13 UCF		0-4	0-3	0-0	0-4	1	0	0	1	3	3	27
D15 SMC		2-10	1-4	0-0	1-7	2	5	3	0	1	1	24
D18 Hawaii	*	1-5	1-5	0-0	0-4	3	3	2	0	2	1	28
D21 Akron	*	2-4	1-2	0-3	0-2	1	5	3	2	1	0	20
D23 Ohio	*	5-6	2-3	0-0	1-4	3	12	0	1	1	1	32
D28 Houston	*	3-7	2-4	0-0	0-4	1	8	0	1	1	2	30
J3 Carver	*	5-8	2-4	5-8	4-11	3	17	1	1	3	2	27
J7 BCU	*	2-4	1-3	2-6	0-8	2	7	0	2	1	0	30
J9 FAMU	*	2-10	1-8	0-1	0-3	3	5	6	3	1	0	33
J14 Howard	*	0-6	0-4	4-4	4-10	3	4	5	4	2	2	33
J21 Morgan St.	*	3-7	1-4	1-1	3-7	4	7	0	1	1	2	27
J23 Coppin St.	*	4-5	1-2	0-0	1-5	3	9	4	2	2	0	37
J28 UMES	*	5-6	0-1	1-1	2-9	0	11	2	2	1	1	21
J30 DSU	*	1-3	0-2	1-2	1-7	0	3	1	3	2	1	29
F4 B-CU	*	1-3	0-0	0-0	1-4	2	2	2	3	2	0	20
F6 FAMU	*	1-2	0-0	0-0	0-0	2	2	0	0	0	0	14
F11 SCSU	*	2-4	0-1	0-0	2-4	2	4	3	4	0	0	21
F13 SSU	*	3-9	2-5	1-2	0-2	1	9	3	0	1	0	33
F18 NCCU	*	3-4	0-1	2-3	1-7	3	8	1	1	0	2	32
F25 SCSU	*	6-8	3-3	1-2	0-4	4	16	2	1	1	1	28
F27 SSU	*	1-4	0-3	0-0	0-2	0	2	0	1	0	1	26
M1 NSU	*	4-8	0-2	3-7	1-7	3	11	2	0	0	0	34

Austin Witter

Witter had a solid sophomore season, after he worked his way into the starting lineup as a freshman, and provided the Aggies with some versatility... This season, the Aggies are looking for him to be more aggressive on the offensive end, while providing them with someone who is a nightmare for shooting guards and small forwards to score on... Has improved his outside game, but he is also more confident about putting the ball on the floor and taking it to the basket... Can play at the shooting guard, small forward and power forward positions... Gets off the floor quickly, which helps him get put back dunks... Eaves has called him the most efficient player during the preseason with impressive stats shooting and rebounding the ball.

2010-2011 Season: Witter started in 19 of his 32 games played, and had an average of 26.5 minutes per game... He ended the year by averaging 5.7 points, 3.7 rebounds, 2.1 assists and 0.8 blocks per game... He had a .375 field goal percentage, a .309 3-point field goal percentage and a .440 free throw percentage... Finished the year tied for 11th in the MEAC and second on the team in blocked shots with 26... Finished third on the team in rebounds and assists, and fourth on the team in steals... He led the team in assists eight times, in steals seven times and in blocked shots three times... He posted a season-high 12 points on Dec. 4 against Norfolk State... Had 10 rebounds on Nov. 23 against UNC Wilmington... Had a season-high six assists on Feb. 5 at Delaware State... Scored 10 or more points in three games.

High School: Played four seasons at West-Windsor South... Named the Colonial Valley Conference Player of the Year by the The Trentonian... Led West-Windsor to a school-record 24 wins (24-4) and the Sectional State Championship... Averaged 14.9 points, 11.6 rebounds, 6.6 blocks and 3.8 assists per game while shooting 47 percent from the field... Recorded nine triple-doubles as prep standout.

WITTER, Austin

Season	gp-gs	min/avg	Total		3-Point		F-Throws		Rebounds				Scoring							
			fg-fga	pct	fg-fga	pct	ft-fta	pct	off	def	tot	avg	pf	fo	ast	to	blk	stl	pts	avg
2009-10	33-15	517/15.7	30-96	.313	23-75	.307	1-2	.500	12	54	66	2.0	53	1	22	30	12	13	84	2.5
2010-11	32-19	847/26.5	69-184	.375	34-110	.309	11-25	.440	27	92	119	3.7	41	0	66	67	26	27	183	5.7
2011-12	29-20	728/25.1	76-170	.447	22-77	.286	28-49	.571	34	122	156	5.4	57	1	55	46	28	29	202	7.0
TOTAL	94-54	2092/22.3	175-450	.389	79-262	.302	40-76	.526	73	268	341	3.6	151	2	143	143	66	69	469	5.0

33 Waylan Siverand • Houston, Texas • FR Forward • 6-7, 190



Siverand's Seasons Highs

Points: 7 at Coppin State, 1/23; Rebounds: 3 vs. J&W, 11/23; at Coppin State, 1/23
 FG Made 3 vs. J&W, 11/23; at Coppin St., 1/23 FG Attempts: 5 at Coppin State, 1/23
 3FG Made: N/A; 3FG Attempts: N/A
 FT Made: 2 vs. Barber Scotia, 11/25; FT Attempts: 2 at Creighton, 11/11; at Coppin State, 1/23
 Off. Rebounds: 2 vs. J&W, 11/23; 2 at Morgan St., 1/21; Def. Rebounds: 2 at Coppin State, 1/23
 Assists: 2 vs. J&W, 11/23; at FAMU, 2/6; Steals: N/A
 Blocks: 2 vs. Barber Scotia, 11/25; Minutes: 17 at B-CU, 2/4/12

Game-by-Game Stats

	Start	FG-A	3P-A	FT-A	O-Reb	PF	TP	A	TO	BK	S	MIN
N11 Creighton		0-0	0-0	0-2	0-1	0	0	0	0	0	0	4
N14					DNP -- Coach's Decision							
N17 Campbell					DNP -- Coach's Decision							
N19 Chicago Sate					DNP -- Coach's Decision							
N 23 J&W		3-3	0-0	0-0	2-3	1	6	2	1	0	0	7
N 25 B-SC		0-0	0-0	2-2	0-1	0	2	0	0	2	0	5
N 28 UNCG					DNP -- Coach's Decision							
D3 NCCU					DNP -- Coach's Decision							
D10 UE		0-0	0-0	0-0	0-0	2	0	0	0	0	0	6
D13 UCF					DNP -- Coach's Decision							
D15 SMC		0-1	0-0	0-0	1-1	0	0	0	0	0	0	4
D18 Hawaii					DNP -- Coach's Decision							
D21 Akron					DNP -- Coach's Decision							
D23 Ohio					DNP -- Coach's Decision							
D28 Houston					DNP -- Cpach's Decision							
J3 Carver		0-0	0-0	0-0	0-0	0	0	0	0	0	0	5
J7 BCU					DNP -- Coach's Decision							
J9 FAMU					DNP -- Coach's Decision							
J14 Howard	*	1-2	0-0	0-0	0-0	0	2	0	0	0	0	9
J21 Morgan St.	*	1-2	0-0	0-0	2-2	0	2	0	0	1	0	10
J23 Coppin St.	*	3-5	0-0	1-2	1-3	7	0	0	0	0	1	7
J28 UMES	*	1-3	0-0	0-0	1-1	3	2	0	0	0	0	9
J30 DSU	*	2-2	0-0	0-0	0-1	0	5	0	0	0	0	10
F4 B-CU	*	1-2	0-0	2-2	1-1	1	4	0	0	0	0	17
F6 FAMU	*	2-4	0-0	0-0	2-3	4	4	0	2	0	1	9
F11 SCSU	*	0-0	0-0	0-0	1-2	3	0	0	2	1	0	8
F13 SSU	*	1-3	0-0	0-0	1-3	0	2	0	1	0	0	8
F18 NCCU					DNP -- Coach's Decision							
F25 SCSU		0-0	0-0	0-0	0-0	0	0	0	1	0	0	2
F27 SSU		0-1	0-0	0-0	1-1	0	0	0	0	0	0	2
M1 NSU					DNP -- Coach's Decision							

Waylan Siverand

Gifted athletically and academically, head coach Jerry Eaves calls Siverand the best athlete he has ever recruited...Will be used to make the Aggies pressure defense fiercer...Long and athletic player who has tremendous hops...Once he gets adjusted to Division I play, should be an outstanding player at N.C. A&T.

High School: Attended Kimball Union Academy in Meriden, N.H... Graduated from high school with a 3.6 grade point average at Hightower High School in Houston, Texas in 2009 ... As a postgraduate student at Kimball Union, he started 26 games and averaged 12.0 points and 8.0 rebounds per game.

SIVERAND,Waylan

Season	gp-gs	min/avg	Total		3-Point		F-Throws		Rebounds				Scoring							
			fg-fga	pct	fg-fga	pct	ft-fa	pct	off	def	tot	avg	pf	fo	ast	to	blk	stl	pts	avg
2011-12	17-9	122/7.2	15-28	.536	0-0	.000	6-10	.600	14	9	23	1.4	14	0	2	7	4	2	36	2.1
TOTAL	17-9	122/7.2	15-28	.536	0-0	.000	6-10	.600	14	9	23	1.4	14	0	2	7	4	2	36	2.1

2011-12 A&T Basketball

RECORD:	OVERALL	HOME	AWAY	NEUTRAL
ALL GAMES	12-19	7-5	4-13	1-1
CONFERENCE	7-9	3-5	4-4	0-0
NON-CONFERENCE	5-10	4-0	0-9	1-1

#	Player	gp-gs	min	avg	Total		3-Point		F-Throw		Rebounds					pts	avg					
					fg-fga	fg%	3fg-fga	3fg%	ft-fa	ft%	off	def	tot	avg	pf			dq	a	to	blk	stl
12	SIMPSON,Nic	27-11	667	24.7	90-232	.388	58-150	.387	71-88	.807	9	46	55	2.0	37	1	32	38	2	26	309	11.4
10	HILL,Marc	31-30	790	25.5	115-296	.389	43-106	.406	62-94	.660	9	41	50	1.6	20	0	107	60	0	26	335	10.8
01	POWELL,Adrian	31-29	810	26.1	119-256	.465	33-90	.367	40-57	.702	40	124	164	5.3	62	1	39	74	13	49	311	10.0
31	WITTER,Austin	29-20	728	25.1	76-170	.447	22-77	.286	28-49	.571	34	122	156	5.4	57	1	55	46	28	29	202	7.0
04	UPCHURCH,DaMetriu	26-22	445	17.1	70-131	.534	0-0	.000	36-60	.600	49	68	117	4.5	65	1	13	35	22	18	176	6.8
21	BUCK,R.J.	30-1	616	20.5	60-127	.472	0-8	.000	43-77	.558	39	53	92	3.1	70	0	35	37	4	14	163	5.4
03	UNDERWOOD,Jeremy	30-1	511	17.0	40-140	.286	22-77	.286	51-80	.638	7	44	51	1.7	66	1	64	73	0	21	153	5.1
20	LOUISME,Jean	31-5	419	13.5	47-146	.322	25-94	.266	27-44	.614	16	51	67	2.2	47	0	17	28	2	12	146	4.7
00	SMITH,Lawrence	31-23	525	16.9	50-102	.490	0-2	.000	40-56	.714	40	71	111	3.6	87	5	16	36	6	21	140	4.5
42	SHEPHERD,Kam	14-0	185	13.2	22-39	.564	0-0	.000	15-25	.600	15	20	35	2.5	30	1	10	17	12	4	59	4.2
02	WILLIAMS,Jared	20-1	188	9.4	23-44	.523	15-33	.455	1-2	.500	3	20	23	1.2	3	0	8	4	1	4	62	3.1
30	ESTES,Anthony	23-3	172	7.5	29-64	.453	5-9	.556	8-12	.667	17	21	38	1.7	34	0	4	24	4	4	71	3.1
05	HERRERA,Jordan	5-0	64	12.8	3-20	.150	0-10	.000	7-10	.700	2	8	10	2.0	10	0	1	3	0	1	13	2.6
33	SIVERAND,Waylan	17-9	122	7.2	15-28	.536	0-0	.000	6-10	.600	14	9	23	1.4	14	0	2	7	4	2	36	2.1
15	BEHOHN-TOLLY,D.	7-0	33	4.7	3-6	.500	0-0	.000	4-7	.571	3	3	6	0.9	1	0	0	1	1	0	10	1.4
Team											64	73	137				5					
Total.....		31	6275		762-1801	.423	223-656	.340	439-671	.654	361	774	1135	36.6	603	11	403	488	99	231	2186	70.5
Opponents.....		31	6275		779-1865	.418	262-809	.324	455-691	.658	443	799	1242	40.1	606	-	474	491	134	229	2275	73.4

TEAM STATISTICS	NCAT	OPP	Date	Opponent	Score	Att.		
SCORING	2186	2275	D 11-11-11	at Creighton	L 65-97	15228		
Points per game	70.5	73.4	11/14/11	at Iowa	L 79-95	8891		
Scoring margin	-2.9	-	11/17/11	at Campbell	L 66-94	1223		
FIELD GOALS-ATT	762-1801	779-1865	11/19/11	CHIST	w 87-70	2509		
Field goal pct	.423	.418	11/23/11	JWUBBALL	w 108-55	648		
3 POINT FG-ATT	223-656	262-809	11/25/11	BARBER SCOTIA	w 88-53	509		
3-point FG pct	.340	.324	11/28/11	vs UNCG	w 87-65	5681		
3-pt FG made per game	7.2	8.5	* 12/3/11	at N.C. Central	L 46-65	3039		
FREE THROWS-ATT	439-671	455-691	12/10/11	at UE	L 65-86	3527		
Free throw pct	.654	.658	12/13/11	at UCF	L 65-77	4300		
F-Throws made per game	14.2	14.7	12/15/11	at Saint Mary's (CA)	L 45-84	2368		
REBOUNDS	1135	1242	! 12/18/11	vs Hawai'i	L 57-65	1412		
Rebounds per game	36.6	40.1	12/21/11	at AKRON	L 52-79	2909		
Rebounding margin	-3.5	-	12/23/11	at Ohio University	L 66-82	4255		
ASSISTS	403	474	12/28/11	at Houston	L 67-71	4030		
Assists per game	13.0	15.3	1/3/12	CARVER COLLEGE	Wot 85-76	907		
TURNOVERS	488	491	* 1/7/12	BETHUNE-COOKMAN	L 56-59	1609		
Turnovers per game	15.7	15.8	* 1/9/12	FLORIDA A&M	Wot 85-82	2509		
Turnover margin	+0.1	-	* 1/14/12	at Howard	w 70-65	1212		
Assist/turnover ratio	0.8	1.0	* 1/21/12	at MORGAN STATE	w 62-61	1324		
STEALS	231	229	* 1/23/12	at Coppin State	Wot 93-92	876		
Steals per game	7.5	7.4	* 1/28/12	UMES	w 91-66	2250		
BLOCKS	99	134	* 1/30/12	DELAWARE STATE	L 41-56	2294		
Blocks per game	3.2	4.3	* 2/4/12	at Bethune-Cookman	L 79-92	982		
ATTENDANCE	23728	65576	* 2.6.12	at Florida A&M	L 77-87	841		
Home games-Avg/Game	12-1977	17-3440	* 2/11/12	SCSUM	w 85-55	2159		
Neutral site-Avg/Game	-	2-3546	* 2/13/12	SSUM	L 59-66	1288		
Score by Periods	1st	2nd	OT	Totals				
North Carolina A&T	1063	1082	41	2186				
Opponents	1062	1185	28	2275				
					* 02/25/12	at SCSUM	w 79-75	988
					* 2/18/12	N.C. CENTRAL	L 66-71	5219
					* 2-27-12	at SSUM	L 50-62	2490
					* 3/1/12	NORFOLK STATE	L 65-72	1827

* - Conference game

2011-12 A&T Basketball

North Carolina A&T 65 • 0-1

#	Player	Total		3-Ptr		Rebounds			PF	TP	A	TO	Blk	Stl	Min
		FG-FGA	FG-FGA	FT-FTA	Off	Def	Tot								
00	SMITH, Lawrence	f	1-3	0-0	0-0	1	2	4	2	1	1	0	2	13	
01	POWELL, Adrian	f	3-7	1-2	0-0	0	2	2	5	7	2	2	1	20	
01	WITTER, Austin	f	4-6	1-2	0-0	1	3	4	0	9	2	0	1	18	
10	HILL, Marc	g	2-8	0-2	0-0	1	0	1	1	4	4	2	0	22	
12	SIMPSON, Nic	q	2-8	2-7	0-0	0	1	1	2	6	0	1	0	24	
02	WILLIAMS, Jared	d	1-3	1-3	0-0	0	1	1	0	3	0	0	0	6	
03	UNDERWOOD, Jeremy	m	2-7	0-1	4-5	2	4	6	3	8	1	2	0	18	
15	BEHOLM-TOLLY, D.	d	1-2	0-0	0-0	2	0	2	1	2	0	0	1	9	
20	LOUISME, Jean	q	2-9	0-6	2-3	1	4	5	4	6	0	2	1	17	
21	BUCK, R.J.	j	2-3	0-1	4-6	0	1	1	2	8	2	0	0	23	
30	ESTES, Anthony	f	2-3	1-1	1-1	1	1	2	1	6	0	3	0	13	
33	SIVERAND, Waylan	g	0-0	0-0	0-2	1	1	0	0	0	0	0	0	4	
42	SHEPHERD, Kam	m	2-4	0-0	0-0	1	3	4	1	4	2	0	0	13	
Team						2	0	2							
Totals			24-63	6-25	11-17	12	22	34	24	65	14	13	3	7	200

FG % 1st Half: 12-34 35.3% 2nd half: 12-29 41.4% Game: 24-63 38.1%
 3FG % 1st Half: 2-12 16.7% 2nd half: 4-13 30.8% Game: 6-25 24.0%
 FT % 1st Half: 2-5 40.0% 2nd half: 9-12 75.0% Game: 11-17 64.7%

Creighton 97 • 1-0

#	Player	Total		3-Ptr		Rebounds			PF	TP	A	TO	Blk	Stl	Min
		FG-FGA	FG-FGA	FT-FTA	Off	Def	Tot								
03	McDermott, Doug	f	5-11	1-3	2-2	2	2	4	2	13	1	4	0	0	17
00	Echenique, Gregory	c	2-3	0-0	0-4	1	6	7	1	4	3	2	2	1	22
10	Gibbs, Grant	g	2-4	1-2	5-5	5	4	9	1	10	4	2	0	1	25
12	Manigat, Jahenns	g	6-8	5-7	1-2	0	3	3	1	18	3	1	0	2	21
30	Young, Antoine	g	3-9	1-2	4-6	3	3	6	1	11	8	1	0	0	26
01	Chatman, Austin	g	0-2	0-1	0-0	0	0	0	0	5	0	4	2	0	12
02	Stormberg, Taylor	g	0-0	0-0	0-0	0	1	1	0	0	1	0	0	0	4
05	Jones, Josh	m	2-5	0-2	1-2	2	1	3	1	5	4	0	0	1	14
11	Sebastian, Derek	m	1-1	0-0	0-0	1	0	1	1	2	0	0	0	0	5
13	Ferrari, Ross	m	0-3	0-3	0-0	0	1	1	0	0	0	0	0	0	5
20	Dorwart, Matthew	m	0-1	0-1	1-2	2	0	2	1	1	0	0	0	0	5
22	Dingman, Avery	m	4-7	3-6	0-0	1	2	3	11	0	0	0	0	0	12
31	Artino, Will	m	5-6	0-0	3-3	1	2	3	1	13	0	1	2	0	13
34	Wragge, Ethan	m	3-8	3-8	0-0	1	6	7	1	9	0	0	0	0	19
Team						0	1	1							
Totals			33-68	14-35	17-26	19	31	50	19	97	28	13	5	5	200

FG % 1st Half: 15-31 48.4% 2nd half: 18-37 48.6% Game: 33-68 48.5%
 3FG % 1st Half: 6-16 37.5% 2nd half: 8-19 42.1% Game: 14-35 40.0%
 FT % 1st Half: 10-14 71.4% 2nd half: 7-12 58.3% Game: 17-26 65.4%

Officials: Rick Hartzell, Roland Simmons, Dave Cusick
 Technical fouls: North Carolina A&T-None. Creighton-None.
 Attendance: 15228
 Dale Howard Classic. Season-opener for both teams.
 Career-high points for CU's Manigat (was 15) and Gibbs (was 8).
 Fouled out: NCA&T's #1 with 10:14 left in 2nd half. CU's #1 with 1:28 left.

Score by periods	1st	2nd	Total
North Carolina A&T	28	37	65
Creighton	46	51	97

Official Basketball Box Score -- Game Totals -- Final Statistics 11/17/11 7:05 pm at Buies Creek, NC (Pope Center/Gore Arena)

North Carolina A&T 66 • 0-3

#	Player	Total		3-Ptr		Rebounds			PF	TP	A	TO	Blk	Stl	Min
		FG-FGA	FG-FGA	FT-FTA	Off	Def	Tot								
00	SMITH, Lawrence	f	2-3	0-0	0-0	2	2	4	2	4	1	2	3	3	20
01	POWELL, Adrian	f	2-5	0-0	0-0	0	1	1	4	4	3	2	0	3	21
04	UPCHURCH, DaMetrius	f	2-5	0-0	2-2	2	2	4	4	6	1	0	0	0	23
10	HILL, Marc	g	2-10	1-3	0-0	0	0	0	5	2	0	0	0	1	26
12	SIMPSON, Nic	q	3-10	3-9	8-8	0	1	1	17	2	0	0	0	1	24
03	UNDERWOOD, Jeremy	m	2-5	1-3	1-2	0	0	0	6	4	0	0	0	0	14
05	HERRERA, Jordan	m	1-4	0-3	0-0	1	1	2	4	2	0	0	0	0	10
20	LOUISME, Jean	q	3-7	2-5	2-2	1	0	1	3	10	0	3	0	0	16
21	BUCK, R.J.	j	4-8	0-0	1-2	2	0	2	1	9	2	2	0	0	30
30	ESTES, Anthony	f	0-2	0-0	1-2	0	0	0	2	1	0	1	0	0	4
42	SHEPHERD, Kam	m	0-2	0-0	2-0	0	0	0	1	2	0	0	0	0	12
Team						0	5	5							
Totals			21-61	7-23	17-20	8	12	20	22	66	15	10	3	8	200

FG % 1st Half: 14-30 46.7% 2nd half: 7-31 22.6% Game: 21-61 34.4%
 3FG % 1st Half: 5-13 38.5% 2nd half: 2-10 20.0% Game: 7-23 30.4%
 FT % 1st Half: 9-10 90.0% 2nd half: 8-10 80.0% Game: 17-20 85.0%

Campbell 94 • 3-0

#	Player	Total		3-Ptr		Rebounds			PF	TP	A	TO	Blk	Stl	Min
		FG-FGA	FG-FGA	FT-FTA	Off	Def	Tot								
15	HARRIS, Marvella	f	2-4	0-0	0-0	3	6	9	2	4	1	6	1	0	24
01	GRIFFIN, Eric	f	9-12	0-1	6-9	3	10	13	2	24	0	2	5	0	37
01	FREEMAN, Trey	g	5-9	1-2	2-2	0	4	4	4	13	4	2	0	0	27
03	FERGUSON, Rico	g	2-5	0-1	0-0	0	2	2	4	7	2	1	2	28	
04	WHITE, Darren	g	13-21	5-7	2-4	7	4	11	2	33	3	3	4	2	36
02	CELESTIN, Amir	d	2-3	1-2	0-0	1	5	6	3	5	7	2	0	0	24
10	HORTON, Anthony	d	3-7	1-4	2-2	1	0	1	0	9	0	1	0	0	14
24	WRIGHT, Jihad	d	0-2	0-0	2-2	0	2	2	0	2	0	0	0	0	5
30	ZEGARZEWSKI, Tyler	d	0-0	0-0	0-0	0	0	0	0	0	0	0	0	0	1
35	ONUOHA, Nnadozie	d	0-0	0-0	0-0	0	0	0	0	2	0	0	0	0	1
41	KALPIC, Antonio	d	0-0	0-0	0-0	0	0	0	0	0	0	0	0	0	3
Team						1	1	2							
Totals			36-63	8-17	14-19	18	32	50	17	94	22	18	11	4	200

FG % 1st Half: 15-34 44.1% 2nd half: 21-29 72.4% Game: 36-63 57.1%
 3FG % 1st Half: 4-10 40.0% 2nd half: 4-7 57.1% Game: 8-17 47.1%
 FT % 1st Half: 9-12 75.0% 2nd half: 5-7 71.4% Game: 14-19 73.7%

Officials: Jerry Heater, Tim Haddix, Mike Terry
 Technical fouls: North Carolina A&T-None. Campbell-KALPIC, Antonio.
 Attendance: 1223
 Career-high points for Darren White

Score by periods	1st	2nd	Total
North Carolina A&T	42	24	66
Campbell	43	51	94

Last FG - NCAT 2nd-04:11, CAM 2nd-00:19.
 Largest lead - NCAT by 3 1st-19:48, CAM by 29 2nd-00:19.

North Carolina A&T 79 • 0-2

#	Player	Total		3-Ptr		Rebounds			PF	TP	A	TO	Blk	Stl	Min
		FG-FGA	FG-FGA	FT-FTA	Off	Def	Tot								
00	SMITH, Lawrence	f	2-5	0-0	0-0	1	0	1	4	4	0	1	0	1	12
01	POWELL, Adrian	f	3-10	0-4	3-4	0	7	7	2	9	2	2	0	1	28
30	ESTES, Anthony	f	2-8	1-2	0-0	3	1	4	3	5	1	1	0	1	14
10	HILL, Marc	g	7-11	4-4	2-3	0	2	2	0	20	6	1	0	2	24
12	SIMPSON, Nic	q	3-9	3-8	3-4	0	0	0	1	12	1	3	0	0	28
02	WILLIAMS, Jared	d	0-2	0-2	0-0	0	0	0	0	0	0	0	0	0	3
03	UNDERWOOD, Jeremy	m	1-6	0-2	2-2	0	2	2	3	4	1	0	1	0	16
04	UPCHURCH, DaMetrius	f	1-1	0-0	2-2	1	2	3	2	4	0	1	0	1	12
20	LOUISME, Jean	q	2-8	2-6	3-6	0	3	3	1	9	1	2	0	1	18
21	BUCK, R.J.	j	4-5	0-0	0-0	3	3	6	3	8	2	1	0	1	27
42	SHEPHERD, Kam	m	1-4	0-0	2-2	1	1	2	4	0	0	0	0	1	18
Team						2	0	2							
Totals			26-69	10-28	17-23	11	21	32	21	79	17	13	0	10	200

FG % 1st Half: 13-35 37.1% 2nd half: 13-34 38.2% Game: 26-69 37.7%
 3FG % 1st Half: 5-14 35.7% 2nd half: 5-14 35.7% Game: 10-31 32.3%
 FT % 1st Half: 3-7 42.9% 2nd half: 14-16 87.5% Game: 17-23 73.9%

Iowa 95 • 2-0

#	Player	Total		3-Ptr		Rebounds			PF	TP	A	TO	Blk	Stl	Min
		FG-FGA	FG-FGA	FT-FTA	Off	Def	Tot								
01	Basabe, Melsahn	f	4-8	0-0	7-8	3	7	10	2	15	1	4	1	0	31
25	May, Eric	f	8-12	3-4	1-3	3	6	9	2	20	1	5	0	1	32
35	Archie, Devon	f	0-2	0-0	0-0	1	5	6	3	0	1	2	1	0	13
05	Gatens, Matt	g	9-15	4-10	5-6	4	2	6	2	27	4	1	0	2	34
24	Cartwright, Bryce	g	4-11	0-4	4-4	1	1	2	4	12	6	1	0	1	27
02	Oglesby, Josh	g	0-2	0-0	0-0	0	1	1	1	0	2	1	0	0	7
04	Marble, Roy Devyn	d	2-6	1-2	0-0	0	1	1	2	5	3	1	0	0	13
14	McCarty, Stephen	g	0-0	0-0	0-0	0	0	0	0	0	0	0	0	0	1
15	McCabe, Zach	d	4-5	1-2	3-4	2	4	6	2	12	2	2	0	0	25
20	Brommer, Andrew	d	1-1	0-0	0-2	1	4	5	3	2	0	1	0	1	6
30	White, Aaron	d	1-5	0-2	0-0	2	2	4	1	2	0	4			

2011-12 A&T Basketball

JWUBBALL 55 • 0-9

#	Player	Total			3-Ptr			Rebounds			PF	TP	A	T	Blk	Stl	Min
		FG	FGA	FT	FTA	Off	Def	Off	Def	Def							
31	Michael Daniel	f	2-8	0-0	0-0	1	4	5	2	4	1	2	1	0	0	24	
33	Kevin Jones	f	1-6	0-5	0-0	1	1	2	2	2	1	2	0	1	30		
35	Shayne Mitchell	c	2-8	0-1	6-8	5	1	6	3	10	0	1	0	2	25		
05	Shaquille White	g	2-7	1-5	3-9	2	3	5	2	8	2	6	0	2	21		
10	Julian McCants	q	2-9	1-5	2-4	0	0	3	2	7	0	2	0	3	36		
02	Rodrick Latimer	f	2-5	1-2	0-0	0	0	0	1	5	1	3	0	1	19		
11	Alex Bridgforth	h	0-8	0-4	2-2	2	3	5	0	2	1	3	0	0	24		
22	Matthew Evans	h	0-3	0-0	0-0	1	1	2	1	0	0	1	0	0	8		
30	Dashawn Alston	h	4-10	2-7	7-8	1	1	2	1	17	0	0	0	1	13		
	Team					0	2	2			1						
	Totals		15-64	5-29	20-31	13	19	32	14	55	6	21	1	10	200		
			FG % 1st Half: 6-32 18.8%	2nd half: 9-32 28.1%	Game: 15-64 23.4%										Deadball Rebounds 5		
			3FG % 1st Half: 2-17 11.8%	2nd half: 3-12 25.0%	Game: 5-29 17.2%												
			FT % 1st Half: 8-17 47.1%	2nd half: 12-14 85.7%	Game: 20-31 64.5%												

North Carolina A&T 108 • 2-3

#	Player	Total			3-Ptr			Rebounds			PF	TP	A	T	Blk	Stl	Min
		FG	FGA	FT	FTA	Off	Def	Off	Def	Def							
00	SMITH, Lawrence	f	6-7	0-0	5-5	3	3	6	1	17	1	1	0	1	13		
01	POWELL, Adrian	f	5-7	0-2	0-0	2	2	4	1	10	1	5	0	4	14		
04	UPCHURCH, DaMetrius	f	1-4	0-0	2-4	4	0	4	2	4	2	2	1	0	9		
10	HILL, Marc	g	4-9	2-4	1-2	0	3	3	0	11	8	1	0	3	23		
12	SIMPSON, Nic	g	5-9	2-6	0-0	0	5	5	0	12	2	1	0	3	23		
02	WILLIAMS, Jared	g	2-4	2-4	0-0	0	1	1	0	6	0	0	0	1	8		
03	UNDERWOOD, Jeremy	g	1-4	1-3	0-0	0	3	3	1	3	1	1	0	0	13		
05	HERRERA, Jordan	g	1-4	0-1	1-2	1	4	5	2	3	1	0	0	0	14		
15	BEHOHN-TOLLY, D.	g	1-2	0-0	2-2	0	2	2	0	4	0	0	0	0	7		
20	LOUISME, Jean	g	1-5	0-3	0-0	0	7	7	0	2	2	1	0	0	16		
21	BUCK, R.J.	g	3-5	0-0	0-0	1	1	1	4	6	2	2	1	0	11		
30	ESTES, Anthony	g	2-4	0-0	2-2	1	1	2	2	6	0	1	0	0	8		
31	WITTER, Austin	g	3-7	0-1	1-2	3	5	8	2	7	4	1	1	2	18		
33	SIVERAND, Waylan	g	3-3	0-0	0-0	2	1	3	1	6	2	1	0	0	7		
42	SHEPHERD, Kam	g	5-7	0-0	1-2	5	5	10	3	11	2	1	3	1	16		
	Team					1	0	1			0						
	Totals		43-81	7-24	15-21	23	42	65	19	108	28	18	6	15	200		
			FG % 1st Half: 20-48 41.7%	2nd half: 23-33 69.7%	Game: 43-81 53.1%										Deadball Rebounds 2		
			3FG % 1st Half: 3-16 18.8%	2nd half: 4-8 50.0%	Game: 7-24 29.2%												
			FT % 1st Half: 9-13 69.2%	2nd half: 6-8 75.0%	Game: 15-21 71.4%												

Officials: Alvin Cox, Timothy Daughtery, Wendell Daniels
 Technical fouls: JWUBBALL-None, North Carolina A&T-SIVERAND, Waylan.
 Attendance: 648

Score by periods	1st	2nd	Total
JWUBBALL	22	33	55
North Carolina A&T	52	56	108

Points	In	Off	2nd	Fast	Bench
	Paint	T/O	Chance	Break	
JWUBBALL	16	13	14	2	24
NCAT	68	28	25	30	54

Last FG - JWUBBALL 2nd-01:24, NCAT 2nd-01:34.
 Largest lead - JWUBBALL None, NCAT by 55 2nd-01:34.

Score tied - 0 times.
 Lead changed - 0 times.

UNCG 65 • 2-4

#	Player	Total			3-Ptr			Rebounds			PF	TP	A	T	Blk	Stl	Min
		FG	FGA	FT	FTA	Off	Def	Off	Def	Def							
13	HENRY, Aloysius	f	0-1	0-0	0-0	0	1	1	2	0	0	1	1	0	16		
15	SIMPSON, Trevis	f	6-15	3-8	2-3	0	4	4	3	17	0	3	0	1	25		
00	WILLIAMS, David	q	1-4	0-0	4-4	3	2	5	1	6	0	3	1	2	23		
11	VAN DUSSEN, Corey	g	4-10	0-6	3-4	2	2	4	3	11	3	4	0	0	27		
12	RANDALL, Kyle	g	1-11	0-4	2-2	0	1	1	1	4	5	0	0	1	30		
01	PARKER, Drew	g	4-5	4-4	0-0	0	1	1	1	12	1	1	0	2	12		
03	ARMSTRONG, Derrell	g	0-2	0-1	2-2	1	0	1	2	2	0	3	0	0	15		
21	BONE, Elhanan	g	0-0	0-0	0-0	0	1	1	1	0	0	0	0	0	4		
31	PAULOS, Nick	g	1-9	1-7	0-0	2	0	2	3	0	1	0	1	1	15		
34	HENEGAR, Cody	g	1-1	1-1	0-0	0	1	1	0	3	0	0	0	0	4		
41	BRACKETT, Aaron	g	2-5	0-0	2-3	0	2	2	1	6	0	1	0	1	20		
50	COLE, Brian	g	0-1	0-0	0-0	0	0	0	0	0	0	0	0	0	1		
51	HOFFER, Taylor	g	0-0	0-0	1-2	4	1	5	2	1	0	2	0	0	8		
	Team					2	4	4									
	Totals		20-64	9-31	16-20	14	18	32	18	65	9	19	2	9	200		
			FG % 1st Half: 10-30 33.3%	2nd half: 10-34 29.4%	Game: 20-64 31.3%										Deadball Rebounds 2		
			3FG % 1st Half: 3-13 23.1%	2nd half: 6-18 33.3%	Game: 9-31 29.0%												
			FT % 1st Half: 5-7 71.4%	2nd half: 11-13 84.6%	Game: 16-20 80.0%												

North Carolina A&T 87 • 4-3

#	Player	Total			3-Ptr			Rebounds			PF	TP	A	T	Blk	Stl	Min
		FG	FGA	FT	FTA	Off	Def	Off	Def	Def							
00	SMITH, Lawrence	f	1-2	0-0	0-0	1	3	4	3	2	0	1	0	2	16		
01	POWELL, Adrian	f	4-7	2-4	0-0	1	5	6	1	10	1	3	0	0	22		
04	UPCHURCH, DaMetrius	f	3-6	0-0	0-0	1	2	3	1	6	0	0	1	0	15		
10	HILL, Marc	g	2-5	0-1	1-2	0	1	1	1	5	6	2	0	0	20		
12	SIMPSON, Nic	g	3-7	2-6	5-5	0	1	1	1	13	2	2	0	3	21		
03	UNDERWOOD, Jeremy	g	1-3	1-2	1-3	0	1	1	1	4	3	4	0	0	20		
20	LOUISME, Jean	g	3-6	2-4	0-0	0	2	2	3	8	1	0	0	2	19		
21	BUCK, R.J.	g	7-9	0-0	2-4	2	3	5	2	16	1	1	0	0	22		
30	ESTES, Anthony	g	0-0	0-0	0-0	1	1	1	3	0	1	2	0	0	4		
31	WITTER, Austin	g	4-7	3-4	1-1	1	6	7	2	12	5	2	0	2	25		
42	SHEPHERD, Kam	g	4-4	0-0	3-4	1	2	3	1	11	1	1	3	0	16		
	Team					1	5	6									
	Totals		32-56	10-21	13-19	8	32	40	19	87	21	19	4	9	200		
			FG % 1st Half: 16-26 61.5%	2nd half: 16-30 53.3%	Game: 32-56 57.1%										Deadball Rebounds 4		
			3FG % 1st Half: 5-9 55.6%	2nd half: 5-12 41.7%	Game: 10-21 47.6%												
			FT % 1st Half: 5-7 71.4%	2nd half: 8-12 66.7%	Game: 13-19 68.4%												

Officials: Quetz Crawford, Alvin Cox, Tony Chris
 Technical fouls: UNCG-None, North Carolina A&T-None.
 Attendance: 5681

Score by periods	1st	2nd	Total
UNCG	28	37	65
North Carolina A&T	42	45	87

Points	In	Off	2nd	Fast	Bench
	Paint	T/O	Chance	Break	
UNCG	16	24	6	2	27
NCAT	38	20	8	17	51

Last FG - UNCG 2nd-00:01, NCAT 2nd-01:04.
 Largest lead - UNCG by 6 1st-19:00, NCAT by 26 2nd-05:54.

Score tied - 2 times.
 Lead changed - 3 times.

Barber Scotia 53

#	Player	Total			3-Ptr			Rebounds			PF	TP	A	T	Blk	Stl	Min
		FG	FGA	FT	FTA	Off	Def	Off	Def	Def							
03	CARNEY, Rodney	*	5-15	1-7	8-13	0	2	3	3	19	2	3	0	5	31		
12	MILLER, Joe	*	1-3	0-2	5-8	0	2	3	2	7	3	5	0	2	27		
20	BENTON, Carlos	*	0-1	0-1	0-0	0	1	1	2	0	0	1	0	3			
22	HINTON, Ladarius	*															

2011-12 A&T Basketball

North Carolina A&T 65 • 4-5

#	Player	Total			3-Ptr			Rebounds			PF	TP	A	TO	Bk	Stl	Min
		FG-FGA	FG-FGA	FT-FTA	FG-FGA	FG-FGA	FT-FTA	Off	Def	Tot							
00	SMITH, Lawrence	f	3-4	0-0	0-0	1	4	5	1	6	1	2	0	2	1	17	
01	POWELL, Adrian	f	6-6	2-2	1-2	1	2	3	0	15	1	4	1	1	23		
04	UPCHURCH, DaMetrius	f	3-4	0-0	1-2	2	6	8	3	7	1	2	2	1	20		
10	HILL, Marc	g	3-11	1-2	5-7	0	0	0	1	12	4	1	0	0	23		
12	SIMPSON, Nic	g	1-5	1-3	3-4	0	0	0	3	6	1	1	0	0	26		
03	UNDERWOOD, Jeremy	g	1-4	0-3	0-1	1	0	1	2	2	1	5	0	1	17		
20	LOUISME, Jean	g	0-2	0-1	3-5	0	2	2	3	1	1	0	0	0	15		
21	BUCK, R.J.	g	1-4	0-1	2-4	5	2	7	3	4	2	2	0	0	21		
30	ESTES, Anthony	g	0-1	0-0	0-0	1	1	2	0	0	0	0	0	0	4		
31	WITTER, Austin	g	1-6	0-3	1-2	1	3	4	2	3	0	2	0	1	17		
33	SIVERAND, Waylan	g	0-0	0-0	0-0	0	0	0	2	0	0	0	0	0	6		
42	SHEPHERD, Kam	g	2-2	0-0	3-4	1	2	2	7	0	3	0	0	1	11		
Team			21-49	4-15	19-31	15	23	38	21	65	12	24	3	6	200		

FG % 1st Half: 11-25 44.0% 2nd half: 10-24 41.6% Game: 21-49 42.9%
3FG % 1st Half: 2-8 25.0% 2nd half: 2-7 28.6% Game: 4-15 26.7%
FT % 1st Half: 9-14 64.3% 2nd half: 10-17 58.8% Game: 19-31 61.3%

UE 86 • 4-4

#	Player	Total			3-Ptr			Rebounds			PF	TP	A	TO	Bk	Stl	Min
		FG-FGA	FG-FGA	FT-FTA	FG-FGA	FG-FGA	FT-FTA	Off	Def	Tot							
32	Harris, Kenny	f	1-5	0-0	11-11	0	1	1	3	13	7	1	1	2	30		
34	Holmes, Denver	f	4-7	2-5	0-0	0	1	4	10	4	1	1	1	1	29		
10	Moore, Jaylon	c	0-0	0-0	0-0	0	0	0	0	0	0	0	0	0	2		
05	Taylor, Troy	g	0-3	0-0	0-0	0	1	1	5	0	2	1	0	1	11		
11	Ryan, Colt	g	7-12	5-7	10-10	1	5	6	4	29	4	1	0	3	38		
00	Sawvell, Ryan	g	1-4	0-0	3-3	0	3	3	2	5	0	1	0	0	13		
01	Nelson, Jordan	g	1-3	1-3	0-0	0	0	0	0	3	0	0	0	0	8		
04	Peeler, Matt	g	1-1	0-0	0-2	0	2	2	3	2	0	0	0	0	13		
03	Jones, Lewis	g	2-3	0-0	0-0	1	1	2	2	4	1	1	0	1	18		
13	Jahr, Jordan	g	2-5	2-2	2-2	1	4	5	1	8	0	4	1	1	16		
22	Cox, Ned	g	5-6	2-2	0-0	0	0	0	3	12	4	1	0	0	22		
Team			24-49	12-19	26-28	3	19	22	27	86	22	12	4	9	200		

FG % 1st Half: 12-27 44.4% 2nd half: 12-22 54.5% Game: 24-49 49.0%
3FG % 1st Half: 6-10 60.0% 2nd half: 6-9 66.7% Game: 12-19 63.2%
FT % 1st Half: 17-17 100.0% 2nd half: 9-11 81.8% Game: 26-28 92.9%

Officials: Kipp Kissinger, Brad Gaston, Clyde Owens
Technical fouls: North Carolina A&T-LOUISME, Jean, UE-Holmes, Denver.
Attendance: 3527

Score by periods	1st	2nd	Total
North Carolina A&T	33	32	65
UE	47	39	86

Last FG - NCAT 2nd-05:13, UE 2nd-02:06.
Largest lead - NCAT by 7 1st-17:47, UE by 23 2nd-02:06.

Score tied - 2 times.
Lead changed - 3 times.

North Carolina A&T 65 • 4-6

#	Player	Total			3-Ptr			Rebounds			PF	TP	A	TO	Bk	Stl	Min
		FG-FGA	FG-FGA	FT-FTA	FG-FGA	FG-FGA	FT-FTA	Off	Def	Tot							
00	SMITH, Lawrence	f	0-3	0-0	0-0	1	3	4	1	0	1	3	0	0	1	14	
01	POWELL, Adrian	f	4-6	0-2	2-2	2	1	3	4	10	2	1	1	2	26		
04	UPCHURCH, DaMetrius	f	2-3	0-0	0-1	1	3	4	3	4	0	1	1	1	16		
10	HILL, Marc	g	7-9	3-5	0-0	0	3	3	2	17	3	4	0	0	24		
12	SIMPSON, Nic	g	2-11	2-7	3-4	0	1	1	4	9	1	4	0	0	24		
03	UNDERWOOD, Jeremy	g	2-6	1-3	1-3	0	0	0	3	6	1	1	0	1	16		
20	LOUISME, Jean	g	4-8	2-3	2-2	1	1	2	1	12	1	2	0	1	16		
21	BUCK, R.J.	g	0-1	0-0	1-3	1	2	3	1	4	1	1	0	3	20		
31	WITTER, Austin	g	0-4	0-3	0-0	0	4	4	1	0	0	1	3	3	27		
42	SHEPHERD, Kam	g	2-3	0-0	2-5	1	3	4	3	6	1	1	0	1	17		
Team			23-54	8-23	11-20	10	18	28	25	65	13	17	5	13	200		

FG % 1st Half: 10-28 35.7% 2nd half: 13-26 50.0% Game: 23-54 42.6%
3FG % 1st Half: 3-11 27.3% 2nd half: 5-12 41.7% Game: 8-23 34.8%
FT % 1st Half: 3-8 37.5% 2nd half: 8-12 66.7% Game: 11-20 55.0%

UCF 77 • 7-2

#	Player	Total			3-Ptr			Rebounds			PF	TP	A	TO	Bk	Stl	Min
		FG-FGA	FG-FGA	FT-FTA	FG-FGA	FG-FGA	FT-FTA	Off	Def	Tot							
01	SPURLOCK, Tristan	f	0-4	0-4	2-2	1	3	4	1	2	0	3	0	0	0	8	
33	CLANTON, Keith	f	4-11	1-5	4-7	4	3	7	4	13	1	2	0	0	31		
04	RITTLER, Josh	c	1-3	0-0	0-0	0	1	0	3	2	1	1	0	0	14		
25	JORDAN, Marcus	g	8-17	5-12	7-10	0	1	1	1	28	3	3	0	2	37		
32	SYKES, Isalah	g	5-6	0-0	0-3	4	4	8	2	10	5	2	1	4	31		
00	DAYS, Rod	g	1-1	0-0	0-0	1	2	3	1	2	0	2	0	0	11		
02	MARTIN, Wayne	g	0-0	0-0	0-0	0	0	0	0	0	0	0	0	0	0		
10	McCOMBS, Dwight	g	0-0	0-0	0-0	0	4	4	3	0	1	0	2	1	11		
13	JORDAN, Jeff	g	3-4	1-2	2-2	0	1	1	2	9	6	2	0	1	28		
21	GAYNOR, P.J.	g	3-8	2-4	3-4	3	4	7	1	11	1	3	1	2	25		
22	WILSON, Kasey	g	0-0	0-0	0-0	0	1	1	0	0	0	0	0	0	3		
Team			25-54	9-27	18-28	17	26	43	18	77	18	18	4	10	200		

FG % 1st Half: 12-32 37.5% 2nd half: 13-22 59.1% Game: 25-54 46.3%
3FG % 1st Half: 5-16 31.3% 2nd half: 4-11 36.4% Game: 9-27 33.3%
FT % 1st Half: 10-15 66.7% 2nd half: 8-13 61.5% Game: 18-28 64.3%

Officials: Sean Corbin, Peter Juzenas, Hal Lusk
Technical fouls: North Carolina A&T-None, UCF-McCOMBS, Dwight; SYKES, Isalah.
Attendance: 4300

Score by periods	1st	2nd	Total
North Carolina A&T	26	39	65
UCF	39	38	77

Last FG - NCAT 2nd-01:16, UCF 2nd-01:51.
Largest lead - NCAT by 7 1st-10:37, UCF by 18 2nd-13:44.

Score tied - 3 times.
Lead changed - 2 times.

North Carolina A&T 57 • 4-8

#	Player	Total			3-Ptr			Rebounds			PF	TP	A	TO	Bk	Stl	Min
		FG-FGA	FG-FGA	FT-FTA	FG-FGA	FG-FGA	FT-FTA	Off	Def	Tot							
00	SMITH, Lawrence	* f	1-2	0-0	3-5	2	0	2	3	5	1	3	0	0	21		
01	POWELL, Adrian	* f	2-7	1-4	0-0	0	6	6	1	5	2	2	1	2	32		
04	UPCHURCH, DaMetrius	* f	5-8	0-0	1-1	2	4	6	4	11	0	5	0	3	15		
10	HILL, Marc	* g	6-15	2-6	3-5	1	2	3	1	17	1	3	0	2	28		
31	WITTER, Austin	* g	1-5	1-5	0-0	0	4	4	3	3	2	0	2	1	28		
03	UNDERWOOD, Jeremy	g	2-3	2-3	2-2	1	0	1	5	8	2	5	0	0	13		
20	LOUISME, Jean	g	2-10	2-8	0-0	0	0	0	3	6	0	0	0	0	20		
21	BUCK, R.J.	g	0-1	0-1	0-0	2	1	3	3	0	1	3	0	0	30		
42	SHEPHERD, Kam	g	1-2	0-0	0-0	0	1	1	4	2	0	1	0	0	13		
Team			20-53	8-27	9-13	11	18	29	27	57	9	22	3	8	200		

FG % 1st Half: 10-28 35.7% 2nd half: 10-25 40.0% Game: 20-53 37.7%
3FG % 1st Half: 4-13 30.8% 2nd half: 4-14 28.6% Game: 8-27 29.6%
FT % 1st Half: 6-8 75.0% 2nd half: 3-5 60.0% Game: 9-13 69.2%

Hawai'i 65 • 5-4

#	Player	Total			3-Ptr			Rebounds			PF	TP	A	TO	Bk	Stl	Min
		FG-FGA	FG-FGA	FT-FTA	FG-FGA	FG-FGA	FT-FTA	Off	Def	Tot							
03	Johnson, Zane	* f	2-10	2-7	7-7	1	4	5	1	13	1	4	0	1	38		
04	Stokes, Shaquille	* f	5-16	2-7	7-8	0	4	4	2	19	2	5	0	2	33		
05	Thomas, Joston	* f	1-1	0-0	0-2	0	1	1	2	2	2	0	2	1	15		
15	Joaquim, Vander	* f	6-9	0-0	4-4	2	5	7	3	16	1	1	2	1	26		
31	Wiseman, Trevor	* f	2-4	0-0	2-4	4	2	6	2	6	1	3	0	0	33		
01	Miles, Bobby	* f	1-1	1-1	1-2	2	1	3	2	4	1	3	0	1	21		
02	Jefferson, Garrett	* f	0-1	0-0	1-3	0	1	1	2	1	1	0	1	0	10		
11	Ostrowski, Jeremiah	* f	0-0	0-0	0-0	0	1	1	1	0	2	0	0	0	7		
13	Rozitis, Davis	* f	1-2	0-0	2-2	2	2	4	1	4	0	1	2	0	8		
21	Brereton, Hauns	* f	0-3	0-1	0-0	1	0	1	0	0	0	1	0	0	9		
Team			18-47	5-16	24-32	15	23	38	16	65	11	22	5	8	200		

FG % 1st Half: 10-18 55.6% 2nd half: 8-29 27.6% Game: 18-47 38.3%
3FG % 1st Half: 3-7 42.9% 2nd half: 2-9 22.2% Game: 5-16 31.3%
FT % 1st Half: 12-17 70.6% 2nd half: 12-15 80.0% Game: 24-32 75.0%

Officials: Ronnie Hernandez, Shawn Lehigh, Ryan Wells
Technical fouls: North Carolina A&T-None, Hawai'i-None.
Attendance: 1412

Score by periods	1st	2nd	Total
North Carolina A&T	30	27	57
Hawai'i	35	30	65

Last FG - NCAT 2nd-00:46, UH 2nd-03:34.
Largest lead - NCAT by 2 1st-16:47, UH by 13 2nd-03:23.

Score tied - 2 times.
Lead changed - 12 times.

North Carolina A&T 52 • 4-9

#	Player	Total			3-Ptr			Rebounds			PF	TP	A	TO	Bk	Stl	Min
		FG-FGA	FG-FGA	FT-FTA	FG-FGA	FG-FGA	FT-FTA	Off	Def	Tot							
00	SMITH, Lawrence	* f	1-3	0-0	0-0	0	8	8	5	2	1	1	0	0	22		
01	POWELL, Adrian	* f	3-6	0-1	0-0	0	4	4	1	6	0	2	0	2	21		
04	UPCHURCH, DaMetrius	* f	0-3	0-0	2-2	0	3	3	4	2	0	1	2	0	16		
10	HILL, Marc	* g	2-12	1-3	2-2	0	1	1	0	7	0	3	0	1	23		
31																	

2011-12 A&T Basketball

North Carolina A&T 66 • 4-10

#	Player	Total			3-Ptr			Rebounds			PF	TP	A	TO	Bk	Stl	Min
		FG	FGA	FT	FTA	FG	FGA	FT	FTA	Off							
00	SMITH, Lawrence	* 3-3	0-0	1-1	3	2	5	2	7	0	1	0	1	0	0	23	
01	POWELL, Adrian	* 3-3	2-2	0-0	0	3	3	1	8	0	4	0	2	0	24		
04	UPCHURCH, DaMetrius	* 5-6	0-0	5-9	0	4	4	3	15	1	1	0	1	0	22		
10	HILL, Marc	* 2-7	0-3	0-0	0	0	0	1	4	3	5	0	0	0	24		
31	WITTER, Austin	* 5-6	2-3	0-0	1	3	4	3	12	0	1	1	1	0	32		
03	UNDERWOOD, Jeremy	0-1	0-1	2-4	0	0	0	1	2	4	5	0	0	0	16		
12	SIMPSON, Nic	5-13	4-10	0-0	0	0	0	0	14	0	2	1	0	0	24		
20	LOUISME, Jean	1-3	1-3	0-0	1	1	2	3	3	0	1	0	0	0	6		
21	BUCK, R.J.	0-1	0-0	0-1	0	2	2	3	0	0	1	0	1	0	11		
42	SHEPHERD, Kam	0-0	0-0	1-2	1	1	2	5	1	2	3	1	0	0	18		
Team					2	6	8										
Totals		24-43	9-22	9-17	8	22	30	22	66	10	24	3	6	200			

FG % 1st Half: 16-23 69.6% 2nd half: 8-20 40.0% Game: 24-43 55.8%
 3FG % 1st Half: 5-8 62.5% 2nd half: 4-12 33.3% Game: 9-22 40.9%
 FT % 1st Half: 2-5 40.0% 2nd half: 7-12 58.3% Game: 9-17 52.9%

Ohio University 82 • 11-1

#	Player	Total			3-Ptr			Rebounds			PF	TP	A	TO	Bk	Stl	Min
		FG	FGA	FT	FTA	FG	FGA	FT	FTA	Off							
03	OFFUTT, Walter	* 5-16	1-7	3-4	3	2	5	0	14	3	0	0	4	2	26		
05	COOPER, D.J.	* 3-9	1-4	1-2	1	2	3	1	8	7	2	0	2	30			
15	KELLOGG, Nick	* 5-12	4-8	0-0	1	1	2	3	14	3	0	0	4	27			
21	SMITH, Jon	* 0-0	0-0	2-2	1	0	1	2	2	1	3	0	0	20			
23	BALTIC, Ivo	* 4-6	1-1	3-8	5	4	9	1	12	0	0	1	0	25			
02	GOKF, Nick	0-0	0-0	0-0	0	1	1	0	0	0	0	0	0	1			
04	MCKINLEY, David	0-0	0-0	0-0	0	0	0	0	0	0	0	0	0	1			
13	HALL, T.J.	0-3	0-3	0-0	1	0	1	0	0	0	1	0	0	12			
20	JOHNSON, Ricardo	0-2	0-2	0-0	0	0	0	2	0	1	2	0	1	12			
22	TAYLOR, Stevie	7-11	5-9	0-0	1	0	1	3	19	1	1	0	1	16			
30	KEELY, Reggie	5-7	0-0	1-2	4	4	8	3	11	0	2	0	0	22			
32	GOARD, TyQuane	1-2	0-0	0-0	1	0	1	1	2	1	0	0	1	7			
53	JACOBS, Ethan	0-0	0-0	0-0	0	0	0	0	0	0	0	0	0	1			
Team					2	1	3										
Totals		30-68	12-34	10-18	20	15	35	17	82	17	10	2	13	200			

FG % 1st Half: 16-36 44.4% 2nd half: 14-32 43.8% Game: 30-68 44.1%
 3FG % 1st Half: 8-20 40.0% 2nd half: 4-14 28.6% Game: 12-34 35.3%
 FT % 1st Half: 2-6 33.3% 2nd half: 8-12 66.7% Game: 10-18 55.6%

Officials: Terry Oglesby, William Ek, Steven Griffith
 Technical fouls: North Carolina A&T-UNDERWOOD, Jeremy. Ohio University-COOPER, D.J..
 Attendance: 4255

Score by periods	1st	2nd	OT	Total
North Carolina A&T	39	27		66
Ohio University	42	40		82

Points	In	Off	2nd	Fast	Bench
NCAT	20	13	11	5	20
OHIO	30	34	23	14	32

Last FG - NCAT 2nd-03:40, OHIO 2nd-00:39.
 Largest lead - NCAT by 2 1st-15:09, OHIO by 16 2nd-01:18.

Score tied - 6 times.
 Lead changed - 8 times.

North Carolina A&T 67 • 4-11

#	Player	Total			3-Ptr			Rebounds			PF	TP	A	TO	Bk	Stl	Min
		FG	FGA	FT	FTA	FG	FGA	FT	FTA	Off							
00	SMITH, Lawrence	f 0-3	0-0	0-0	0	2	2	3	0	1	0	0	0	0	0	10	
01	POWELL, Adrian	f 5-12	2-6	0-2	0	1	1	3	12	0	0	0	1	1	24		
04	UPCHURCH, DaMetrius	f 4-11	0-0	0-0	6	4	10	3	8	0	4	2	2	0	30		
10	HILL, Marc	g 6-14	4-5	2-2	0	2	2	0	18	7	1	0	2	0	32		
31	WITTER, Austin	g 3-7	2-4	0-0	0	4	4	1	8	0	1	1	2	0	30		
03	UNDERWOOD, Jeremy	0-3	0-2	0-0	0	0	0	2	0	3	2	0	0	0	17		
12	SIMPSON, Nic	5-7	4-4	0-0	2	2	4	1	14	0	0	0	0	0	23		
20	LOUISME, Jean	2-6	0-3	0-0	2	2	4	0	4	0	2	0	1	0	13		
21	BUCK, R.J.	1-2	0-0	1-2	2	1	3	3	3	1	1	0	0	0	14		
30	ESTES, Anthony	0-1	0-0	0-0	1	0	1	0	0	0	0	0	0	0	7		
Team					5	1	6	1									
Totals		26-66	12-24	3-6	18	19	37	16	67	12	12	3	8	200			

FG % 1st Half: 12-27 44.4% 2nd half: 14-39 35.9% Game: 26-66 39.4%
 3FG % 1st Half: 6-12 50.0% 2nd half: 6-12 50.0% Game: 12-24 50.0%
 FT % 1st Half: 0-2 0.0% 2nd half: 3-4 75.0% Game: 3-6 50.0%

Houston 71 • 7-5

#	Player	Total			3-Ptr			Rebounds			PF	TP	A	TO	Bk	Stl	Min
		FG	FGA	FT	FTA	FG	FGA	FT	FTA	Off							
02	HARRIS, Alandise	f 3-8	0-2	1-2	3	6	9	2	7	2	4	1	1	35			
35	THOMAS, TaShawn	f 4-8	0-0	1-3	3	7	10	0	9	4	1	6	1	31			
03	THOMPSON, J.J.	g 1-5	0-2	0-0	1	1	2	1	2	0	2	0	2	22			
11	THIBODEAUX, Darian	g 4-9	3-7	2-2	2	3	5	1	13	6	0	2	0	36			
23	SHIMMONS, Jonathon	g 5-9	1-2	2-2	2	1	3	2	13	4	2	0	1	30			
00	YOUNG, Joseph	5-13	2-6	0-0	1	3	4	1	12	1	1	4	1	26			
15	GIBSON, Leon	3-3	0-0	0-0	0	1	1	0	6	0	0	0	0	9			
32	VAN SLYKE, Kirk	2-4	0-1	5-5	1	0	1	3	9	0	0	0	0	11			
Team					1	1	2	1									
Totals		27-59	6-20	11-14	14	23	37	10	71	17	11	13	6	200			

FG % 1st Half: 10-28 35.7% 2nd half: 17-31 54.8% Game: 27-59 45.8%
 3FG % 1st Half: 1-20 5.0% 2nd half: 4-10 40.0% Game: 6-20 30.0%
 FT % 1st Half: 6-8 75.0% 2nd half: 5-6 83.3% Game: 11-14 78.6%

Officials: Antinio Perry, Marc Ellard, Larry Spaulding
 Technical fouls: North Carolina A&T-None. Houston-None.
 Attendance: 4030

Score by periods	1st	2nd	Total
North Carolina A&T	30	37	67
Houston	28	43	71

Points	In	Off	2nd	Fast	Bench
NCAT	24	16	16	6	21
HOU	30	11	19	0	27

Last FG - NCAT 2nd-00:54, HOU 2nd-00:36.
 Largest lead - NCAT by 5 1st-16:31, HOU by 7 2nd-10:14.

Score tied - 3 times.
 Lead changed - 13 times.

Carver College 76 • 9-12

#	Player	Total			3-Ptr			Rebounds			PF	TP	A	TO	Bk	Stl	Min
		FG	FGA	FT	FTA	FG	FGA	FT	FTA	Off							
31	COMER, Joe	f 3-8	0-0	2-4	4	2	6	4	8	0	3	0	1	25			
33	MACK, Demetrius	f 1-7	0-0	0-2	1	5	6	5	2	2	1	0	0	21			
12	MOSES, Levon	c 2-7	0-1	3-9	1	6	7	3	7	0	0	0	1	28			
11	BROWN, Joshua	g 5-13	0-2	5-8	1	0	1	5	15	3	3	0	2	29			
15	BRATTON, Julian	g 3-6	0-2	0-0	3	0	3	6	1	0	0	3	32				
02	DAVIS, Joshua	1-1	0-0	0-0	1	2	3	2	0	0	1	0	8				
05	PARKS, Bernard	5-19	0-8	0-0	2	3	5	2	10	4	2	0	2	40			
22	STRINGFELLOW, Sean	1-4	1-4	0-1	1	1	2	0	3	0	0	0	1	12			
23	DOUGLAS, Derek	4-7	2-4	1-2	2	1	3	2	11	1	2	0	1	13			
24	HOOD, Nickolas	4-7	2-2	2-4	1	0	1	5	12	0	2	1	0	17			
Team					2	4	6										
Totals		29-79	5-23	13-30	19	24	43	32	76	11	13	2	11	225			

FG % 1st Half: 15-38 39.5% 2nd half: 12-31 38.7% OT: 2-10 20.0% Game: 29-79 36.7%
 3FG % 1st Half: 4-13 30.8% 2nd half: 1-7 14.3% OT: 0-3 0.0% Game: 5-23 21.7%
 FT % 1st Half: 3-14 21.4% 2nd half: 7-12 58.3% OT: 3-4 75.0% Game: 13-30 43.3%

North Carolina A&T 85 • 5-11

#	Player	Total			3-Ptr			Rebounds			PF	TP	A	TO	Bk	Stl	Min
		FG	FGA	FT	FTA	FG	FGA	FT	FTA	Off							
00	SMITH, Lawrence	f 1-2	0-0	2-2	1	4	5	5	4	0	1	0	0	0	14		
01	POWELL, Adrian	f 3-6	0-1	3-6	3	5	8	3	9	1	2	1	1	31			
04	UPCHURCH, DaMetrius	f 2-2	0-0	0-0	2	3	5	2	4	0	2	2	0	9			
10	HILL, Marc	g 3-14	1-4	3-6	0	2	2	1	10	5	5	0	0	32			
31	WITTER, Austin	g 5-8	2-4	5-8	4	7	11	3	17	1	1	3	2	27			
03	UNDERWOOD, Jeremy	2-5	1-4	0-0	0	1	1	2	5	1	5	0	2	22			
12	SIMPSON, Nic	5-11	0-5	11-13	4	4	5	1	21	2	1	0	0	33			
15	BEHOHN-TOLLY, D.	0-0	0-0	1-3	0	1	1	0	1	0	0	1	0	7			
20	LOUISME, Jean	0-1	0-1	0-0	1	4	5	0	0	2	0	0	1	11			
21	BUCK, R.J.	4-5	0-0	2-5	3	3	3	3	10	0	3	0	0	26			
30	ESTES, Anthony	2-2	0-0	0-0	2	2	2	4	0	3	0	0	0	8			
33	SIVERAND, Waylan	0-0	0-0	0-0	0	0	0	0	0	0	0	0	0	5			
Team					2	4	6										
Totals		27-56	4-19	27-43	14	40	54	22	85	10	25	6	5	225			

2011-12 A&T Basketball

Florida A&M 82 • 3-14, 1-2

#	Player	Total			3-Ptr			Rebounds			PF	TP	A	TO	Bk	Stl	Min
		FG	FGA	FT	FTA	Off	Def	Off	Def	Total							
22	STEVENS, Amin	f	6-12	0-2	3-6	1	10	11	2	15	2	3	1	2	39		
05	DEAN, Jeremy	f	2-4	0-0	0-2	2	4	6	1	4	1	3	1	0	24		
42	CROWDER, Yannick	c	4-5	0-0	1-2	1	5	6	4	9	0	1	1	1	28		
12	LEWIS, Reggie	g	4-12	2-5	2-2	0	2	2	5	12	6	4	0	0	34		
15	BULLARD, D'Andre	g	2-4	1-3	0-2	1	3	4	1	5	3	2	0	2	17		
01	MOORE, Avery	f	9-15	4-9	0-0	0	3	3	1	22	3	3	0	2	27		
02	ROSE, Vaughn	f	3-5	2-4	1-3	0	1	1	4	9	1	3	0	1	20		
03	DEMPS, Darryl	f	0-0	0-0	0-0	0	0	0	0	0	0	0	0	0	0+		
04	KENNINGS, Jeffrey	f	1-3	0-2	0-2	1	2	3	2	2	3	0	0	0	21		
21	TEAL, Markee	f	2-2	0-0	0-0	0	3	3	4	1	0	0	0	0	10		
33	DRAYTON, Nathaniel	f	0-1	0-0	0-0	1	0	1	0	0	0	0	1	0	5		
	Team					0	1	1									
	Totals		33-63	9-25	7-19	7	34	41	23	82	20	19	4	8	225		

FG % 1st Half: 15-30 50.0% 2nd half: 16-26 61.5% OT: 2-7 28.6% Game: 33-63 52.4% Deadball Rebounds 4
 3FG % 1st Half: 2-9 22.2% 2nd half: 6-12 50.0% OT: 1-4 25.0% Game: 9-25 36.0%
 FT % 1st Half: 0-5 0.0% 2nd half: 2-5 40.0% OT: 5-9 55.6% Game: 7-19 36.8%

North Carolina A&T 85 • 6-12, 1-2

#	Player	Total			3-Ptr			Rebounds			PF	TP	A	TO	Bk	Stl	Min
		FG	FGA	FT	FTA	Off	Def	Off	Def	Total							
00	SMITH, Lawrence	f	1-3	0-0	0-0	0	4	4	4	2	0	2	0	0	21		
01	POWELL, Adrian	f	9-14	3-5	1-1	1	9	10	1	22	2	1	0	1	38		
30	ESTES, Anthony	f	2-2	1-1	0-0	0	0	1	4	5	0	0	0	0	6		
10	HILL, Marc	g	3-9	1-3	3-6	0	1	0	10	1	2	0	0	0	27		
01	WITTER, Austin	g	2-10	1-8	0-1	0	3	3	5	6	3	1	0	0	33		
02	WILLIAMS, Jared	g	3-6	1-4	0-0	0	1	1	0	7	2	1	0	0	13		
03	UNDERWOOD, Jeremy	g	4-6	2-4	4-8	0	1	1	2	14	3	4	0	3	19		
12	SIMPSON, Nic	f	2-9	2-6	2-2	2	2	4	2	8	1	0	0	1	23		
15	BEHOHN-TOLLY, D.	f	0-0	0-0	0-0	0	0	0	0	0	0	0	0	0	2		
20	LOUISME, Jean	f	1-3	0-2	2-2	1	3	4	1	4	0	0	0	0	15		
21	BUCK, R.J.	f	2-6	0-1	4-4	1	3	4	2	8	2	1	0	0	28		
	Team					3	4	7									
	Totals		29-68	11-34	16-24	9	31	40	19	85	17	15	1	5	225		

FG % 1st Half: 15-36 41.7% 2nd half: 10-23 43.5% OT: 4-9 44.4% Game: 29-68 42.6% Deadball Rebounds 4
 3FG % 1st Half: 7-22 31.8% 2nd half: 3-8 37.5% OT: 1-4 25.0% Game: 11-34 32.4%
 FT % 1st Half: 1-2 50.0% 2nd half: 11-16 68.8% OT: 4-6 66.7% Game: 16-24 66.7%

Officials: Everett Summers, Alan Spainhour, Michael Drummond
 Technical fouls: Florida A&M-None. North Carolina A&T-None.
 Attendance: 2509

Score by periods	1st	2nd	OT	Total
Florida A&M	32	40	10	82
North Carolina A&T	38	34	13	85

	In	Off	2nd	Fast	Bench
Points	Paint	T/O	Chance	Break	
FAMU	38	14	7	16	37
NCAT	30	13	4	8	41

Last FG - FAMU OT-00:09, NCAT OT-00:42
 Largest lead - FAMU by 5 1st-12:40, NCAT by 7 2nd-18:51.
 Score tied - 6 times.
 Lead changed - 16 times.

North Carolina A&T 70 • 7-12 |MEAC:2-2

#	Player	Total			3-Ptr			Rebounds			PF	TP	A	TO	Bk	Stl	Min
		FG	FGA	FT	FTA	Off	Def	Off	Def	Total							
00	SMITH, Lawrence	*	4-6	0-1	4-5	3	1	4	5	12	0	0	0	1	27		
01	POWELL, Adrian	*	4-8	2-3	2-3	1	5	6	4	12	0	3	0	1	27		
10	HILL, Marc	*	4-12	1-4	3-4	0	2	2	0	12	5	3	0	0	33		
31	WITTER, Austin	*	0-6	0-4	4-4	4	6	10	3	4	5	4	2	2	33		
33	SIVERAND, Waylan	*	1-2	0-0	0-0	0	0	0	2	0	0	0	0	0	9		
02	WILLIAMS, Jared	*	2-3	1-2	0-0	1	2	3	1	5	0	2	0	1	21		
03	UNDERWOOD, Jeremy	*	3-5	1-2	0-2	0	0	0	3	7	0	5	0	0	7		
12	SIMPSON, Nic	*	3-8	1-4	6-6	0	3	3	2	13	1	0	0	1	26		
20	LOUISME, Jean	*	0-0	0-0	0-0	0	0	0	0	0	0	0	0	0	1		
21	BUCK, R.J.	*	1-4	0-0	1-2	1	3	4	3	0	0	0	0	0	11		
30	ESTES, Anthony	*	0-1	0-0	0-0	0	1	1	1	0	1	0	0	0	5		
	Team					6	1	7									
	Totals		22-55	6-20	20-26	16	24	40	23	70	11	18	2	6	200		

FG % 1st Half: 11-29 37.9% 2nd half: 11-26 42.3% Game: 22-55 40.0%
 3FG % 1st Half: 4-14 28.6% 2nd half: 2-6 33.3% Game: 6-20 30.0%
 FT % 1st Half: 6-7 85.7% 2nd half: 14-19 73.7% Game: 20-26 76.9%

Howard 65 • 4-15 |MEAC:1-5

#	Player	Total			3-Ptr			Rebounds			PF	TP	A	TO	Bk	Stl	Min
		FG	FGA	FT	FTA	Off	Def	Off	Def	Total							
00	ANDREWS, Glen	*	3-13	2-11	8-8	1	1	2	3	16	0	3	0	1	31		
02	THOMPSON, Calvin	*	6-16	2-7	3-6	1	5	6	3	17	5	8	0	1	37		
03	OKOROH, Prince	*	3-8	1-1	2-7	1	0	1	1	9	2	2	2	1	29		
32	LEARY, Alphonso	*	1-1	0-0	5-6	0	2	2	7	0	1	0	1	1	21		
44	ELLISON, Olivier	*	1-1	0-0	1-1	5	4	9	3	3	0	4	0	4	22		
01	LEE, Tre	*	2-4	0-1	0-0	0	3	3	1	4	2	0	0	0	18		
04	DICKERSON, Anton	*	1-1	1-1	0-0	0	0	0	2	3	0	0	0	0	0+		
10	CUFFEE, Clinton	*	0-1	0-0	0-2	0	0	0	1	0	1	0	0	0	3		
13	PHILLIPS, Mike	*	3-7	0-0	0-0	3	0	3	3	6	1	1	0	3	20		
15	BAILEY, Brandon	*	0-0	0-0	0-0	0	2	2	1	0	0	0	0	1	8		
21	COLLINS, Dadrion	*	0-0	0-0	0-0	0	0	0	1	0	0	0	0	0	2		
22	FORD, Brandon	*	0-0	0-0	0-0	0	0	0	2	0	0	0	0	0	4		
25	BOYOMO, Theodore	*	0-0	0-0	0-0	0	2	2	0	0	0	0	0	0	5		
	Team					0	2	1									
	Totals		20-52	6-21	19-30	11	20	31	23	65	11	15	6	8	200		

FG % 1st Half: 8-23 34.8% 2nd half: 12-29 41.4% Game: 20-52 38.5%
 3FG % 1st Half: 3-10 30.0% 2nd half: 3-11 27.3% Game: 6-21 28.6%
 FT % 1st Half: 7-12 58.3% 2nd half: 12-18 66.7% Game: 19-30 63.3%

Officials: Que Crawford, Steve Anderson & Carl Blair
 Technical fouls: North Carolina A&T-None. Howard-None.
 Attendance: 1212

Score by periods	1st	2nd	Total
North Carolina A&T	32	38	70
Howard	26	39	65

	In	Off	2nd	Fast	Bench
Points	Paint	T/O	Chance	Break	
NCAT	24	23	6	4	28
HOWM	26	20	13	0	13

Last FG - NCAT 2nd-01:10, HOWM 2nd-00:02
 Largest lead - NCAT by 11 2nd-05:10, HOWM by 4 2nd-12:54.
 Score tied - 3 times.
 Lead changed - 2 times.

North Carolina A&T 62 • 8-12 (3-2 MEAC)

#	Player	Total			3-Ptr			Rebounds			PF	TP	A	TO	Bk	Stl	Min
		FG	FGA	FT	FTA	Off	Def	Off	Def	Total							
00	SMITH, Lawrence	f	0-3	0-0	1-2	0	2	2	3	1	0	1	0	0	9		
01	POWELL, Adrian	f	5-16	0-4	1-2	3	6	9	1	11	1	4	1	4	29		
33	SIVERAND, Waylan	f	1-2	0-0	0-0	2	0	2	0	2	0	0	1	0	10		
10	HILL, Marc	g	4-9	1-3	2-2	1	0	1	0	11	4	1	0	0	30		
31	WITTER, Austin	g	3-7	0-0	1-1	3	4	7	4	7	0	1	1	2	27		
02	WILLIAMS, Jared	g	0-0	0-0	0-0	0	0	0	0	0	0	0	0	0	3		
03	UNDERWOOD, Jeremy	g	0-2	0-1	2-2	1	3	4	1	2	1	3	0	2	14		
04	UPCHURCH, DaMetrius	g	0-3	0-0	1-2	2	0	2	1	1	0	0	0	0	5		
12	SIMPSON, Nic	g	3-7	1-4	0-1	1	1	2	0	7	2	1	0	2	34		
20	LOUISME, Jean	g	0-1	0-1	0-0	0	1	1	0	0	0	0	0	0	6		
21	BUCK, R.J.	g	6-7	0-0	4-6	0	0	0	1	16	2	0	1	1	19		
30	ESTES, Anthony	g	2-7	0-1	0-0	1	2	3	2	4	1	2	1	1	14		
	Team					5	4	9									
	Totals		24-64	2-14	12-18	19	23	42	13								

2011-12 A&T Basketball

UMES 66 • 4-15, 1-5

#	Player	Total			3-Ptr			Rebounds			PF	TP	A	TO	Blk	Stl	Min
		FG	FGA	FT	FTA	Off	Def	Off	Def	Total							
20	WOMACK, Gregory	f	2-7	1-6	0-0	0	2	2	3	5	0	2	0	1	1	14	
32	HINES, Tyler	f	3-7	0-0	2-3	2	2	4	2	8	0	1	1	0	1	16	
22	SPENCER, Ronald	c	0-2	0-0	3-4	3	2	5	1	3	0	1	0	0	0	19	
02	PITT, Ishaq	g	1-7	0-0	0-0	0	3	3	2	6	1	0	0	1	22		
12	WOODS, Percy	g	5-12	3-7	3-3	1	1	2	0	16	4	6	0	1	29		
05	BELL, Louis	f	1-7	0-4	0-0	0	0	0	2	2	0	1	0	0	25		
24	HALEY, Hillary	f	3-6	1-3	1-2	2	5	7	2	8	2	4	0	2	25		
31	ROBERTSON, Mark	f	4-9	3-8	0-0	0	2	2	1	11	0	2	0	1	19		
33	KOSILE, Olatunji	f	1-2	0-0	3-3	1	2	3	3	5	0	0	0	0	4		
34	ANDERSON, Akeem	f	1-3	0-0	2-4	2	2	4	1	4	1	0	1	0	17		
44	GUILLAUME, Pina	f	1-1	0-0	0-0	0	0	0	1	2	0	0	0	0	10		
	Team					3	3	6									
	Totals		22-63	8-28	14-19	14	24	38	19	66	13	19	2	6	200		

FG % 1st Half: 8-28 28.6% 2nd half: 14-35 40.0% Game: 22-63 34.9% Deadball Rebounds: 1
 3FG % 1st Half: 2-12 16.7% 2nd half: 6-16 37.5% Game: 8-28 28.6%
 FT % 1st Half: 8-10 80.0% 2nd half: 6-9 66.7% Game: 14-19 73.7%

North Carolina A&T 91 • 10-12, 5-2

#	Player	Total			3-Ptr			Rebounds			PF	TP	A	TO	Blk	Stl	Min
		FG	FGA	FT	FTA	Off	Def	Off	Def	Total							
01	POWELL, Adrian	f	5-11	3-7	2-2	1	7	8	2	15	4	2	1	1	28		
04	UPCHURCH, DaMetrius	f	0-2	0-0	4-6	0	2	2	2	4	1	2	0	1	13		
33	SIVERAND, Waylan	f	1-3	0-0	0-0	1	0	1	3	2	0	0	0	0	9		
10	HILL, Marc	g	7-11	4-4	2-2	1	0	1	1	20	2	1	0	1	22		
31	WITTER, Austin	g	5-6	0-1	1-1	2	7	9	0	11	2	2	1	1	21		
00	SMITH, Lawrence	f	0-1	0-0	0-0	1	2	2	0	2	1	0	0	1	11		
02	WILLIAMS, Jared	f	0-2	0-1	0-0	0	2	2	0	0	0	0	0	0	7		
03	UNDERWOOD, Jeremy	f	1-6	1-3	0-0	0	2	2	3	3	1	0	2	1	18		
12	SIMPSON, Nic	f	4-9	3-8	0-0	0	2	2	1	11	2	2	0	2	23		
15	BEHOHN-TOLLY, D.	f	0-0	0-0	1-2	0	0	0	0	1	0	0	0	0	3		
20	LOUISME, Jean	f	1-4	1-4	4-4	0	0	0	2	7	0	0	0	0	8		
21	BUCK, R.J.	f	3-4	0-1	5-5	2	3	5	1	11	3	1	1	0	27		
30	ESTES, Anthony	f	2-3	0-0	2-4	1	1	2	1	6	1	2	0	0	10		
	Team					1	4	5									
	Totals		29-62	12-29	21-26	10	31	41	17	91	20	14	3	8	200		

FG % 1st Half: 17-32 53.1% 2nd half: 12-30 40.0% Game: 29-62 46.8% Deadball Rebounds: 4
 3FG % 1st Half: 6-14 42.9% 2nd half: 6-15 40.0% Game: 12-29 41.4%
 FT % 1st Half: 9-11 81.8% 2nd half: 12-15 80.0% Game: 21-26 80.8%

Officials: Alvin Cox, Rick Pate, Ernest Prevost
 Technical fouls: UMES-None, North Carolina A&T-None.
 Attendance: 2250

Score by periods	1st	2nd	Total
UMES	26	40	66
North Carolina A&T	49	42	91

	In	Off	2nd	Fast	Bench
Points	Paint	T/O	Chance	Break	
UMES	22	12	14	4	32
NCAT	30	20	12	8	39

Last FG - UMES 2nd-00:05, NCAT 2nd-02:13.
 Largest lead - UMES None, NCAT by 36 2nd-10:36.

Score tied - 1 time.
 Lead changed - 0 times.

Delaware State 56 • 7-11, 4-3

#	Player	Total			3-Ptr			Rebounds			PF	TP	A	TO	Blk	Stl	Min
		FG	FGA	FT	FTA	Off	Def	Off	Def	Total							
01	GRAY, Kendall	f	1-3	0-0	0-0	2	5	7	3	2	0	0	5	0	1	19	
22	WALKER, Casey	f	4-14	2-9	0-0	2	4	6	2	10	0	2	2	1	39		
04	THREATT, Jay	g	1-6	1-3	6-6	1	3	4	2	9	7	4	0	1	36		
11	TATE, Tahj	g	6-17	1-6	2-3	1	4	5	2	15	4	2	0	3	39		
32	OLIVER, Marques	f	2-3	0-0	2-4	2	5	7	1	6	1	1	4	0	27		
02	JOYNER, Jabari	f	0-0	0-0	0-0	0	0	0	1	0	0	0	0	0	3		
03	BELL, Tyshawn	f	4-9	4-8	0-0	0	2	2	4	12	1	0	0	1	17		
30	LAWSON, Jordan	f	0-0	0-0	0-0	1	0	1	0	0	0	0	0	0	4		
44	MAY, Amere	f	1-2	0-0	0-0	0	2	2	0	2	0	2	1	0	16		
	Team					3	3	6									
	Totals		19-54	8-26	10-13	12	28	40	15	56	13	12	12	6	200		

FG % 1st Half: 11-29 37.9% 2nd half: 8-25 32.0% Game: 19-54 35.2% Deadball Rebounds: 1
 3FG % 1st Half: 6-17 35.3% 2nd half: 2-9 22.2% Game: 8-26 30.8%
 FT % 1st Half: 0-0 0.0% 2nd half: 10-13 76.9% Game: 10-13 76.9%

North Carolina A&T 41 • 10-13, 5-3

#	Player	Total			3-Ptr			Rebounds			PF	TP	A	TO	Blk	Stl	Min
		FG	FGA	FT	FTA	Off	Def	Off	Def	Total							
01	POWELL, Adrian	f	6-12	1-4	4-4	4	4	8	4	17	0	2	0	0	32		
04	UPCHURCH, DaMetrius	f	0-1	0-0	0-0	0	1	1	1	0	0	0	0	0	8		
33	SIVERAND, Waylan	f	2-2	0-0	1-2	1	0	1	0	5	0	0	0	0	10		
10	HILL, Marc	g	0-9	0-2	0-0	2	1	3	1	0	3	0	0	0	24		
31	WITTER, Austin	g	1-3	0-2	1-2	1	6	7	0	3	1	3	2	1	29		
00	SMITH, Lawrence	f	1-2	0-0	1-2	2	4	6	2	3	0	1	0	0	22		
02	WILLIAMS, Jared	f	0-0	0-0	0-0	0	1	1	0	0	0	0	0	0	7		
03	UNDERWOOD, Jeremy	f	1-7	0-2	1-2	0	1	1	1	3	0	3	0	2	21		
12	SIMPSON, Nic	f	1-9	1-6	1-2	0	2	2	1	4	1	2	0	0	26		
20	LOUISME, Jean	f	0-1	0-1	0-0	0	1	1	0	0	0	0	0	0	3		
21	BUCK, R.J.	f	2-5	0-0	2-5	2	2	4	0	6	1	0	1	0	18		
	Team					1	2	3									
	Totals		14-51	2-17	11-19	13	25	38	10	41	6	12	2	4	200		

FG % 1st Half: 10-26 38.5% 2nd half: 4-25 16.0% Game: 14-51 27.5% Deadball Rebounds: 4
 3FG % 1st Half: 6-17 35.3% 2nd half: 0-10 0.0% Game: 2-17 11.8%
 FT % 1st Half: 5-7 71.4% 2nd half: 6-12 50.0% Game: 11-19 57.9%

Officials: Jackie Sanders, Haywood Bostic, Rick Pate
 Technical fouls: Delaware State-None, North Carolina A&T-TEAM 2.
 Attendance: 2294

Score by periods	1st	2nd	Total
Delaware State	28	28	56
North Carolina A&T	27	14	41

	In	Off	2nd	Fast	Bench
Points	Paint	T/O	Chance	Break	
DSUM	22	9	10	4	14
NCAT	22	8	9	2	16

Last FG - DSUM 2nd-01:26, NCAT 2nd-13:21.
 Largest lead - DSUM by 15 2nd-00:18, NCAT by 6 1st-10:00.

Score tied - 8 times.
 Lead changed - 10 times.

North Carolina A&T 79 • 10-12 (6-2 MEAC)

#	Player	Total			3-Ptr			Rebounds			PF	TP	A	TO	Blk	Stl	Min
		FG	FGA	FT	FTA	Off	Def	Off	Def	Total							
00	SMITH, Lawrence	f	3-6	0-0	5-6	3	4	7	4	11	0	1	1	0	26		
01	POWELL, Adrian	f	6-8	4-4	2-3	0	4	4	3	18	1	3	2	1	33		
33	SIVERAND, Waylan	f	1-2	0-0	2-2	1	0	1	1	4	0	0	0	0	17		
10	HILL, Marc	g	4-8	1-2	2-5	1	0	1	0	11	4	5	0	1	32		
31	WITTER, Austin	g	1-3	0-0	0-0	1	3	4	2	2	2	3	2	0	20		
02	WILLIAMS, Jared	f	0-0	0-0	0-0	0	0	0	0	0	0	0	0	0	6		
04	UPCHURCH, DaMetrius	f	4-5	0-0	3-5	0	0	0	1	11	1	3	0	0	14		
12	SIMPSON, Nic	f	4-8	3-4	3-4	1	2	3	5	14	0	3	0	1	21		
20	LOUISME, Jean	f	1-3	0-1	2-3	1	1	2	1	4	1	1	0	0	15		
21	BUCK, R.J.	f	2-5	0-1	0-0	0	1	1	3	4	0	2	1	1	16		
	Team					2	0	2									
	Totals		26-48	8-12	19-28	10	15	25	20	79	9	21	6	4	200		

FG % 1st Half: 12-19 63.2% 2nd half: 14-29 48.3% Game: 26-48 54.2% Deadball Rebounds: 5
 3FG % 1st Half: 4-4 100.0% 2nd half: 4-8 50.0% Game: 8-12 66.7%
 FT % 1st Half: 4-7 57.1% 2nd half: 15-21 71.4% Game: 19-28 67.9%

Bethune-Cookman 92 • 10-14 (5-4 MEAC)

#	Player	Total			3-Ptr			Rebounds			PF	TP	A	TO	Blk	Stl	Min
		FG	FGA	FT	FTA	Off	Def	Off	Def	Total							
23	HOLLOMAN, Garrius	f	5-8	0-1	1-2	5	5	10	4	11	4	2	1	1	23		
01	COLLEMAN, Adrien	g	4-9	0-1	8-11	2	1	3	1	16	4	2	1	2	31		
05	BREEZE, Anthony	g	5-8	0-0	0-2	2	1	3	4	10	1	3	1	3	28		
10	ELLIOTT, Stanley	g	3-7	0-1	2-4	1	1	2	4	8	3	2	0	4	23		
21	DUKES, Kevin	g	11-18	8-14	0-0	0	2	2	0	30	1	0	1	0	37		
02	SMITH, Alex	f	0-0	0-0	0-0	0	0	0	0	1	0	0	2	0	4		
03	SCOTLAND, Paul	f	2-2	2-2	0-0	0	1	1	1	6	2	1	0	1	9		
11	BRYANT, Javoris	f	1-4	0-0	4-4	4	3	7	3	6	1	3	1	0	24		
15	MACK, Marc	f	1-2	0-1	0-0	1	1	2	0	2	1	0	0	0	7		
22	JOHNSON, Ricky	f	1-4	1-3	0-0	0	1	1	4	3	4	1	0	1	14		

2011-12 A&T Basketball

SCSUM 55 • 5-19, 0-10

#	Player	F	Total			3-Ptr			Rebounds			PF	TP	A	TO	Blk	Stl	Min
			FG	FGA	FT	FTA	FG	FGA	FT	FTA	Off							
00	IKHINMWIN,Joe	f	1-3	0-0	1-2	3	0	3	3	3	1	2	1	1	1	1	18	
23	MARTIN,Aaron	f	0-4	0-4	2-2	2	2	4	3	2	0	3	0	0	0	19		
05	SANDERS,Omar	c	2-4	0-0	3-6	3	4	7	0	7	0	0	0	0	0	31		
01	TOOMBS,Khalif	g	3-12	1-9	2-2	1	0	1	4	9	0	4	0	0	0	22		
02	RILEY,Brandon	g	7-17	2-8	0-0	1	3	4	3	16	1	5	0	2	3	39		
14	BARBER,Shaquill	1-7	0-3	2-5	3	1	4	2	4	1	4	0	0	0	0	22		
15	JOINT,Devin	5-8	2-4	1-2	1	4	5	2	13	2	2	0	1	0	1	29		
20	BELL,Presano	0-2	0-0	1-2	0	2	2	2	1	0	0	1	0	1	1	9		
33	RADOVIC,Luka	0-0	0-0	0-0	1	0	1	2	0	0	1	0	0	0	0	11		
Team						3			1			4						
Totals			19-57	5-28	12-21	18	17	35	21	55	6	21	1	5	2	200		

FG % 1st Half: 10-25 40.0% 2nd half: 9-32 28.1% Game: 19-57 33.3% Deadball Rebounds 3
 3FG % 1st Half: 3-10 30.0% 2nd half: 2-18 11.1% Game: 5-28 17.9%
 FT % 1st Half: 6-10 60.0% 2nd half: 6-11 54.5% Game: 12-21 57.1%

North Carolina A&T 85 • 11-15, 6-5

#	Player	F	Total			3-Ptr			Rebounds			PF	TP	A	TO	Blk	Stl	Min
			FG	FGA	FT	FTA	FG	FGA	FT	FTA	Off							
04	UPCHURCH, DaMetrius	f	5-6	0-0	5-7	1	3	4	3	15	0	0	1	1	1	19		
33	SIVERAND, Waylan	f	0-0	0-0	0-0	1	1	2	3	0	0	2	1	0	0	8		
03	UNDERWOOD, Jeremy	g	0-3	0-1	1-4	0	3	3	1	1	7	1	0	1	0	20		
20	LOUISME, Jean	g	4-5	0-1	2-4	0	2	3	1	1	1	0	2	15				
21	BUCK, R.J.	g	1-4	0-0	1-2	1	3	4	2	3	0	3	0	0	22			
00	SMITH, Lawrence	1-3	0-0	1-1	3	1	4	3	3	1	1	0	0	12				
01	POWELL, Adrian	3-8	0-1	5-6	3	6	9	1	11	2	1	0	4	27				
02	WILLIAMS, Jared	1-1	0-0	0-0	0	0	0	2	0	0	0	0	0	6				
10	HILL, Marc	6-9	1-3	0-0	0	0	0	2	13	2	0	0	1	20				
12	SIMPSON, Nic	6-9	5-7	0-1	0	0	0	0	17	3	2	0	4	24				
15	BEHOHN-TOLLY, D.	1-1	0-0	0	1	0	1	0	2	0	0	0	0	2				
30	ESTES, Anthony	2-4	0-0	0-0	0	4	4	1	4	0	0	0	0	4				
31	WITTER, Austin	2-4	0-1	0-0	2	2	4	2	4	3	4	0	0	21				
Team						1			2									
Totals			32-57	6-14	15-25	13	26	39	21	85	19	15	2	13	200			

FG % 1st Half: 16-26 61.5% 2nd half: 16-31 51.6% Game: 32-57 56.1% Deadball Rebounds 5
 3FG % 1st Half: 4-8 50.0% 2nd half: 2-6 33.3% Game: 5-28 17.9%
 FT % 1st Half: 7-13 53.8% 2nd half: 8-12 66.7% Game: 15-25 60.0%

Officials: Jackie Sanders, Marty McEachean, Timothy Haddix
 Technical fouls: SCSUM-None. North Carolina A&T-None.
 Attendance: 2159
 Nic Simpson scores his 1,000th career point

Score by periods	1st	2nd	Total
SCSUM	29	26	55
North Carolina A&T	43	42	85

Last FG - SCSUM 2nd-02:14, NCAT 2nd-00:44.
 Largest lead - SCSUM by 1 1st-16:42, NCAT by 30 2nd-00:44.
 Score tied - 0 times.
 Lead changed - 2 times.

SSUM 66 • 16-10, 9-2

#	Player	F	Total			3-Ptr			Rebounds			PF	TP	A	TO	Blk	Stl	Min
			FG	FGA	FT	FTA	FG	FGA	FT	FTA	Off							
22	HASSAN, Rashad	f	5-10	0-1	1-5	3	4	7	3	11	3	3	1	0	22			
44	WILSON, Jyles	f	1-1	0-0	0-0	0	3	4	2	2	1	2	1	0	26			
01	BLACKMAN, Preston	g	4-10	2-7	4-4	0	3	3	2	14	6	0	0	1	27			
03	RUDOLPH, Deric	g	3-10	2-9	2-2	1	2	3	2	10	0	1	0	1	34			
23	SMITH, Cedric	g	2-3	0-0	5-6	5	5	10	1	9	2	1	0	0	32			
05	SPEARS, Christopher	0-0	0-0	0-0	0	0	0	0	0	0	0	0	0	0	1			
10	HENDLEY, Patrick	0-2	0-1	0-0	0	0	1	0	0	0	0	0	0	0	5			
11	WILSON, Stephen	1-4	1-2	2-0	0	0	0	0	5	1	0	0	0	6				
12	MONTGOMERY, Joshua	3-5	2-3	1-4	1	3	4	0	9	0	0	0	0	17				
15	RICHARDS, Kelirre	0-1	0-0	0-0	0	2	2	3	0	0	2	0	0	13				
24	CONNOR, Richard	0-0	0-0	0-0	0	1	1	2	0	0	0	0	0	6				
34	LOUIS, Arnold	3-7	0-1	0-0	1	4	5	3	6	0	2	0	0	11				
Team						2			1			3						
Totals			22-53	7-24	15-23	16	30	46	18	66	13	13	2	2	200			

FG % 1st Half: 10-26 38.5% 2nd half: 12-27 44.4% Game: 22-53 41.5% Deadball Rebounds 4
 3FG % 1st Half: 5-14 35.7% 2nd half: 2-10 20.0% Game: 7-24 29.2%
 FT % 1st Half: 7-12 58.3% 2nd half: 7-27 25.9% Game: 15-23 65.2%

North Carolina A&T 59 • 11-16, 6-6

#	Player	F	Total			3-Ptr			Rebounds			PF	TP	A	TO	Blk	Stl	Min
			FG	FGA	FT	FTA	FG	FGA	FT	FTA	Off							
04	UPCHURCH, DaMetrius	f	0-2	0-0	0-0	2	1	3	0	0	2	0	0	0	0	14		
31	WITTER, Austin	f	3-9	2-5	1-2	0	2	2	1	9	3	0	1	0	33			
33	SIVERAND, Waylan	f	1-3	0-0	0-0	0	2	3	0	2	0	1	0	0	8			
10	HILL, Marc	g	3-8	0-1	5-6	0	2	2	0	11	1	0	0	0	28			
20	LOUISME, Jean	g	1-6	0-2	0-2	2	2	4	2	2	1	0	0	0	16			
00	SMITH, Lawrence	1-4	0-0	0-0	2	3	5	1	2	0	0	0	0	13				
01	POWELL, Adrian	4-6	0-1	0-0	1	1	2	2	8	1	2	0	0	24				
03	UNDERWOOD, Jeremy	3-6	1-3	4-4	0	1	1	4	11	1	1	0	0	20				
12	SIMPSON, Nic	2-6	1-3	2-2	0	1	1	3	7	1	2	0	0	21				
21	BUCK, R.J.	3-5	0-0	1-2	0	2	2	2	7	0	0	0	0	23				
Team						0			2									
Totals			21-55	4-15	13-18	8	19	27	15	59	10	6	3	4	200			

FG % 1st Half: 11-29 37.9% 2nd half: 10-26 38.5% Game: 21-55 38.2% Deadball Rebounds 1
 3FG % 1st Half: 1-7 14.3% 2nd half: 3-8 37.5% Game: 4-15 26.7%
 FT % 1st Half: 3-4 75.0% 2nd half: 10-14 71.4% Game: 13-18 72.2%

Officials: Steve Anderson, Everett Summers, Keith Bennett
 Technical fouls: SCSUM-None. North Carolina A&T-None.
 Attendance: 1288

Score by periods	1st	2nd	Total
SSUM	32	34	66
North Carolina A&T	26	33	59

Last FG - SCSUM 2nd-02:45, NCAT 2nd-03:37.
 Largest lead - SSUM by 10 1st-02:28, NCAT None.
 Score tied - 0 times.
 Lead changed - 0 times.

N.C. Central 71 • 14-12, 8-5

#	Player	F	Total			3-Ptr			Rebounds			PF	TP	A	TO	Blk	Stl	Min
			FG	FGA	FT	FTA	FG	FGA	FT	FTA	Off							
01	SUTTON, Dominique	f	7-10	0-0	10-16	2	9	11	3	24	6	0	1	3	40-			
35	CHASTEN, Nick	c	4-7	1-3	0-0	2	7	9	5	9	2	2	0	0	33			
05	LEEMOW, Justin	g	1-2	0-1	0-0	0	1	1	4	2	0	2	0	0	15			
25	WILLIS, Ray	g	4-13	1-5	6-6	2	10	12	2	15	3	4	0	1	35			
32	CHAPMAN, Emanuel	g	2-3	1-2	0-1	1	1	2	5	2	4	0	1	32				
02	BEAMAN, Tramarr	0-0	0-0	1-2	0	0	0	1	1	0	0	0	0	0+				
11	ANYAORAH, Ebuka	0-1	0-1	1-2	0	0	0	1	0	1	0	1	0	5				
13	BEST, David	0-0	0-0	0-0	0	0	0	1	0	0	1	0	0	1				
14	INGRAM, Jeremy	4-10	3-8	1-4	0	4	4	1	12	1	3	1	0	29				
33	JAWARA, Karamo	0-0	0-0	0-0	0	0	0	2	0	0	1	0	0	6				
43	O'NEAL, Tracy	1-1	0-0	0-0	0	0	0	1	2	0	0	0	0	4				
Team						1			2									
Totals			23-47	6-20	19-31	8	33	41	22	71	14	18	2	5	200			

FG % 1st Half: 14-28 50.0% 2nd half: 9-19 47.4% Game: 23-47 48.9% Deadball Rebounds 6
 3FG % 1st Half: 2-12 16.7% 2nd half: 4-8 50.0% Game: 6-20 30.0%
 FT % 1st Half: 7-9 77.8% 2nd half: 12-22 54.5% Game: 19-31 61.3%

North Carolina A&T 66 • 11-17, 6-7

#	Player	F	Total			3-Ptr			Rebounds			PF	TP	A	TO	Blk	Stl	Min
			FG	FGA	FT	FTA	FG	FGA	FT	FTA	Off							
01	POWELL, Adrian	f	6-14	2-6	2-2	1	7	8	4	16	1	2	1	5	31			
04	UPCHURCH, DaMetrius	f	5-10	0-0	1-3	4	2	6	4	11	0	1	0	0	26			
10	HILL, Marc	g	4-12	0-3	5-7	0	1	1	2	13	4	2	0	1	26			
20	LOUISME, Jean	g	0-4	0-3	0-0	1	2	3	1	0	1	0	0	0	17			
31	WITTER, Austin	g	3-4	0-1	2-3	1	6	7	3	8	1	1	0	2	32			
00	SMITH, Lawrence	2-2	0-0	0-1	0	1	1	4	0	1	0	0	0	15				
02	WILLIAMS, Jared	0-0	0-0	0-0	0	0	0	0	1	0	0	0	0	3				
03	UNDERWOOD, Jeremy	1-5	0-2	2-2	0	0	0	1	4	1	1	0	0	16				
12	SIMPSON, Nic	3-7	2-6	0-2	0	0	0	1	8	0	1	0	0	20				
21	BUCK, R.J.	1-1	0-0	0-0	0	0	0	3	2	0	0	0	1	14				
Team						1			3									
Totals			25-59	4-21	12-20	8	22	30	20	66	9	9	1	9	200			

FG % 1st Half: 15-31 48.4% 2nd half: 10-28 35.7% Game: 25-59 42.4% Deadball Rebounds 2
 3FG % 1st Half: 2-9 22.2% 2nd half: 2-12 16.7% Game: 4-21 19.0%
 FT % 1st Half: 7-10 70.0% 2nd half: 5-10 50.0% Game: 12-20 60.0%

Officials: Donald Hudson, Ernest Prevost, Gerald Morrow
 Technical fouls: N.C. Central-SUTTON, Dominique. North Carolina A&T-WITTER, Austin. TEAM.
 Attendance: 5129

Score by periods	1st	2nd	Total
------------------	-----	-----	-------

2011-12 A&T Basketball

North Carolina A&T 50 • 12-18, 7-8

#	Player	Total		FT-FTA	Rebounds			PF	TP	A	TO	Blk	Stl	Min
		FG-FGA	3-Ptr		Off	Def	Tot							
01	POWELL, Adrian	* 1-8	0-2	0-0	0	5	5	1	2	1	4	1	0	28
04	UPCHURCH, DaMetrius	* 4-7	0-0	2-4	3	3	6	1	10	0	1	2	0	19
10	HILL, Marc	* 1-5	1-3	0-0	1	2	3	1	3	2	4	0	1	28
20	LOUISME, Jean	* 1-4	1-2	3-5	0	3	3	2	6	1	2	0	1	14
31	WITTER, Austin	* 1-4	0-3	0-0	0	2	2	0	2	0	1	0	1	26
00	SMITH, Lawrence	2-6	0-0	0-0	1	2	3	0	4	1	1	0	1	16
02	WILLIAMS, Jared	4-4	3-3	1-2	0	2	2	0	12	1	0	0	1	22
03	UNDERWOOD, Jeremy	1-6	1-3	0-2	0	4	4	0	3	3	3	0	0	17
21	BUCK, R.J.	2-4	0-0	2-3	1	0	1	4	6	0	1	0	0	21
30	ESTES, Anthony	1-2	0-0	0-0	0	1	1	0	2	0	0	0	0	7
33	SIVERAND, Waylan	0-1	0-0	0-0	1	0	1	0	0	0	0	0	0	2
	Team				2	3	5							
	Totals	18-51	6-16	8-16	9	27	36	9	50	9	17	3	5	200

FG % 1st Half: 10-29 34.5% 2nd half: 8-22 36.4% Game: 18-51 35.3% Deadball Rebounds 6
 3FG % 1st Half: 3-10 30.0% 2nd half: 3-6 50.0% Game: 6-16 37.5%
 FT % 1st Half: 5-9 55.6% 2nd half: 3-7 42.9% Game: 8-16 50.0%

SSUM 62 • 20-10, 13-2

#	Player	Total		FT-FTA	Rebounds			PF	TP	A	TO	Blk	Stl	Min
		FG-FGA	3-Ptr		Off	Def	Tot							
01	BLACKMAN, Preston	* 4-10	4-8	2-2	1	2	3	2	14	6	5	0	2	24
03	RUDOLPH, Deric	* 5-20	5-20	0-0	0	2	2	0	15	5	0	0	1	34
22	HASSAN, Rashad	* 4-7	0-0	0-0	1	2	3	2	8	1	1	2	0	23
23	SMITH, Cedric	* 2-5	0-0	0-2	3	7	10	1	4	2	1	0	1	33
44	SMITH, Jyles	* 3-4	0-0	0-0	4	2	6	2	6	2	0	1	2	23
05	SPEARS, Christopher	0-0	0-0	0-0	0	1	1	0	0	0	0	0	0	2
10	HENDLEY, Patrick	0-1	0-1	0-0	0	0	0	0	0	0	0	0	0	5
11	WILSON, Stephen	1-4	0-1	3-4	0	2	2	1	5	0	0	0	2	9
12	MONTGOMERY, Joshua	0-0	0-0	0-0	0	0	0	0	0	0	0	0	0	5
15	RICHARDS, Keirre	1-2	0-0	0-0	0	1	1	1	2	0	1	0	1	10
24	CONNOR, Richard	0-0	0-0	0-0	0	1	1	0	1	2	0	0	0	3
33	ANGELO, Davis	0-0	0-0	0-0	0	0	0	0	0	0	0	0	0	2
34	LOUIS, Arnold	4-11	0-2	0-0	4	4	8	3	8	0	0	1	0	27
	Team				1	2	3							
	Totals	24-64	9-32	5-8	14	26	40	13	62	17	10	4	9	200

FG % 1st Half: 16-35 45.7% 2nd half: 8-29 27.6% Game: 24-64 37.5% Deadball Rebounds 2
 3FG % 1st Half: 6-17 35.3% 2nd half: 3-15 20.0% Game: 9-32 28.1%
 FT % 1st Half: 4-6 66.7% 2nd half: 1-2 50.0% Game: 5-8 62.5%

Officials: Harold Harris, Timothy Daughtery, Alvin Cox
 Technical fouls: North Carolina A&T-None. SSUM-None.
 Attendance: 2490

Score by periods	1st	2nd	Total
North Carolina A&T	28	22	50
SSUM	42	20	62

Last FG - NCAT 2nd-00:57, SSUM 2nd-03:50.
 Largest lead - NCAT by 2 1st-19:02, SSUM by 20 2nd-09:16.

Points	In	Off	2nd	Fast	Bench
NCAT	18	6	8	2	27
SSUM	24	17	17	0	15

Score tied - 2 times.
 Lead changed - 4 times.

Norfolk State 72 • 22-9, 13-3

#	Player	Total		FT-FTA	Rebounds			PF	TP	A	TO	Blk	Stl	Min
		FG-FGA	3-Ptr		Off	Def	Tot							
32	TAMARES, Marcos	f 5-8	1-2	1-2	2	3	5	2	12	1	1	0	0	21
35	McEACHIN, Chris	f 4-11	2-9	0-2	0	1	1	2	10	4	3	0	1	34
10	O'QUINN, Kyle	c 6-10	0-1	2-3	1	12	13	3	14	1	2	3	1	30
11	WILLIAMS, Pendarvis	g 4-10	1-5	1-2	2	2	4	3	10	1	1	0	0	23
15	McCAULEY, Rodney	g 3-5	2-2	1-2	1	1	2	3	9	3	0	0	2	19
01	JOHNSON, Rob	3-6	1-3	0-0	1	4	5	3	7	0	1	0	0	20
03	FUENTES, Jamel	1-1	0-0	2-2	0	3	3	1	4	6	3	0	0	26
13	PUGH, Quasim	0-1	0-1	1-2	1	0	1	0	1	1	0	0	0	5
24	WHEELISS, Brandon	1-2	1-1	0-0	1	1	2	3	1	2	0	0	0	12
45	ROGERS, A.J.	1-1	0-0	0-1	0	0	0	1	2	0	0	0	0	10
	Team				2	4	6							
	Totals	28-55	8-24	8-16	11	31	42	20	72	18	13	3	4	200

FG % 1st Half: 14-31 45.2% 2nd half: 14-24 58.3% Game: 28-55 50.9% Deadball Rebounds 4
 3FG % 1st Half: 7-17 41.2% 2nd half: 1-7 14.3% Game: 8-24 33.3%
 FT % 1st Half: 1-3 33.3% 2nd half: 7-13 53.8% Game: 8-16 50.0%

North Carolina A&T 65 • 12-19, 7-9

#	Player	Total		FT-FTA	Rebounds			PF	TP	A	TO	Blk	Stl	Min
		FG-FGA	3-Ptr		Off	Def	Tot							
01	POWELL, Adrian	f 4-12	2-6	1-2	2	2	4	3	11	2	1	1	1	25
04	UPCHURCH, DaMetrius	f 1-4	0-0	0-0	3	0	3	1	2	0	1	0	0	20
31	WITTER, Austin	f 4-8	0-2	3-7	1	6	7	3	11	2	0	0	0	34
02	WILLIAMS, Jared	g 3-6	2-4	0-0	0	3	3	2	8	1	0	0	0	20
10	HILL, Marc	g 1-7	1-4	3-6	0	2	2	1	6	2	2	0	2	20
00	SMITH, Lawrence	2-3	0-0	5-6	0	0	0	0	2	9	0	1	0	20
03	UNDERWOOD, Jeremy	2-7	2-5	1-2	0	2	2	4	7	5	1	0	0	20
20	LOUISME, Jean	3-7	1-3	0-0	3	1	4	2	7	1	0	0	3	18
21	BUCK, R.J.	1-5	0-0	0-0	1	0	1	0	2	0	1	0	1	21
30	ESTES, Anthony	1-2	0-0	0-0	0	0	0	0	2	0	0	0	0	2
	Team				3	4	7							
	Totals	22-61	8-24	13-23	13	20	33	18	65	13	7	1	7	200

FG % 1st Half: 9-24 37.5% 2nd half: 13-37 35.1% Game: 22-61 36.1% Deadball Rebounds 5
 3FG % 1st Half: 2-8 25.0% 2nd half: 6-16 37.5% Game: 8-24 33.3%
 FT % 1st Half: 9-15 60.0% 2nd half: 4-8 50.0% Game: 13-23 56.5%

Officials: Terry Moore, Kyle Neve, Matthew Myers
 Technical fouls: Norfolk State-None. North Carolina A&T-None.
 Attendance: 1827

Score by periods	1st	2nd	Total
Norfolk State	36	36	72
North Carolina A&T	29	36	65

Last FG - NSUM 2nd-00:01, NCAT 2nd-00:53.
 Largest lead - NSUM by 15 2nd-14:26, NCAT by 2 1st-19:16.

Points	In	Off	2nd	Fast	Bench
NSUM	22	12	10	4	17
NCAT	26	19	6	12	27

Score tied - 0 times.
 Lead changed - 1 time.

2011-12 A&T Basketball

RECORD:	OVERALL	HOME	AWAY	NEUTRAL
ALL GAMES	7-9	3-5	4-4	0-0
CONFERENCE	7-9	3-5	4-4	0-0
NON-CONFERENCE	0-0	0-0	0-0	0-0

#	Player	gp-gs	min	avg	Total		3-Point		F-Throw		Rebounds				pf	dq	a	to	blk	stl	pts	avg
					fg-fga	fg%	3fg-fga	3fg%	ft-fa	ft%	off	def	tot	avg								
01	POWELL,Adrian	16-14	459	28.7	67-155	.432	20-54	.370	29-38	.763	22	80	102	6.4	30	0	23	38	7	26	183	11.4
10	HILL,Marc	16-15	420	26.3	59-148	.399	20-53	.377	36-54	.667	7	17	24	1.5	12	0	48	28	0	13	174	10.9
12	SIMPSON,Nic	13-1	328	25.2	45-109	.413	28-68	.412	23-32	.719	5	21	26	2.0	19	1	15	20	1	17	141	10.8
04	UPCHURCH,DaMetriu	12-9	199	16.6	34-64	.531	0-0	.000	19-35	.543	24	24	48	4.0	26	1	7	15	7	6	87	7.3
31	WITTER,Austin	16-14	432	27.0	38-85	.447	8-37	.216	16-29	.552	16	67	83	5.2	36	0	31	30	14	10	100	6.3
21	BUCK,R.J.	15-1	319	21.3	32-73	.438	0-4	.000	26-42	.619	16	28	44	2.9	30	0	12	15	3	6	90	6.0
03	UNDERWOOD,Jeremy	15-1	257	17.1	22-76	.289	12-42	.286	30-48	.625	2	26	28	1.9	31	0	32	32	0	13	86	5.7
00	SMITH,Lawrence	16-8	280	17.5	23-54	.426	0-2	.000	23-32	.719	19	30	49	3.1	43	3	7	19	3	4	69	4.3
02	WILLIAMS,Jared	14-1	158	11.3	20-33	.606	12-23	.522	1-2	.500	3	14	17	1.2	3	0	7	4	1	2	53	3.8
30	ESTES,Anthony	11-2	80	7.3	16-34	.471	3-5	.600	2-4	.500	6	11	17	1.5	13	0	2	9	3	2	37	3.4
20	LOUISME,Jean	16-5	197	12.3	17-51	.333	6-29	.207	13-22	.591	8	22	30	1.9	20	0	9	6	1	6	53	3.3
33	SIVERAND,Waylan	11-9	91	8.3	12-24	.500	0-0	.000	4-6	.667	11	6	17	1.5	11	0	0	6	2	2	28	2.5
15	BEHOHN-TOLLY,D.	3-0	7	2.3	1-1	1.000	0-0	.000	1-2	.500	1	0	1	0.3	0	0	0	0	0	0	3	1.0
42	SHEPHERD,Kam	1-0	8	8.0	0-2	.000	0-0	.000	0-0	.000	0	0	0	0.0	3	0	0	0	1	1	0	0.0
05	HERRERA,Jordan	1-0	15	15.0	0-3	.000	0-2	.000	0-0	.000	0	2	2	2.0	1	0	0	1	0	0	0	0.0
Team												33	42	75				2				
Total.....		16	3250		386-912	.423	109-319	.342	223-346	.645	173	390	563	35.2	278	5	193	225	43	108	1104	69.0
Opponents.....		16	3250		398-944	.422	129-409	.315	201-313	.642	217	421	638	39.9	310	-	233	246	67	104	1126	70.4

TEAM STATISTICS	NCAT	OPP	Date	Opponent	Score	Att.
SCORING	1104	1126	* 12/3/11	at N.C. Central	L 46-65	3039
Points per game	69.0	70.4	* 1/7/12	BETHUNE-COOKMAN	L 56-59	1609
Scoring margin	-1.4	-	* 1/9/12	FLORIDA A&M	Wot 85-82	2509
FIELD GOALS-ATT	386-912	398-944	* 1/14/12	at Howard	W 70-65	1212
Field goal pct	.423	.422	* 1/21/12	at MORGAN STATE	W 62-61	1324
3 POINT FG-ATT	109-319	129-409	* 1/23/12	at Coppin State	Wot 93-92	876
3-point FG pct	.342	.315	* 1/28/12	UMES	W 91-66	2250
3-pt FG made per game	6.8	8.1	* 1/30/12	DELAWARE STATE	L 41-56	2294
FREE THROWS-ATT	223-346	201-313	* 2/4/12	at Bethune-Cookman	L 79-92	982
Free throw pct	.645	.642	* 2.6.12	at Florida A&M	L 77-87	841
F-Throws made per game	13.9	12.6	* 2/11/12	SCSUM	W 85-55	2159
REBOUNDS	563	638	* 2/13/12	SSUM	L 59-66	1288
Rebounds per game	35.2	39.9	* 02/25/12	at SCSUM	W 79-75	988
Rebounding margin	-4.7	-	* 2/18/12	N.C. CENTRAL	L 66-71	5219
ASSISTS	193	233	* 2-27-12	at SSUM	L 50-62	2490
Assists per game	12.1	14.6	* 3/1/12	NORFOLK STATE	L 65-72	1827
TURNOVERS	225	246				
Turnovers per game	14.1	15.4				
Turnover margin	+1.3	-				
Assist/turnover ratio	0.9	0.9				
STEALS	108	104				
Steals per game	6.8	6.5				
BLOCKS	43	67				
Blocks per game	2.7	4.2				
ATTENDANCE	19155	11752				
Home games-Avg/Game	8-2394	8-1469				
Neutral site-Avg/Game	-	0-0				

* - Conference game

Score by Periods	1st	2nd	OT	Totals
North Carolina A&T	538	541	25	1104
Opponents	518	587	21	1126