



G O N A V Y

NAVY

MEN'S LACROSSE 2025 MEDIA GUIDE

www.NAVYSports.com





www.NAVYSports.com

2025 NAVY MEN'S LACROSSE

GENERAL INFORMATION

THE NAVAL ACADEMY

Location	Annapolis, Md.
Founded	October 10, 1845
Enrollment	4,400
Nickname	Midshipmen or Mids
Colors	Navy Blue and Gold
Conference	Patriot League
Superintendent	Vice Adm. Yvette M. Davids, USN
Commandant	Capt. Walter H. Allman III, USN
Director of Athletics	Chet Gladchuk

NAVY LACROSSE

Home Field	Navy-Marine Corps Memorial Stadium
Surface (Capacity)	FieldTurf (34,000)
2024 Overall Record	9-7
Home: 6-3 • Away: 3-3 • Neutral: 0-1	
2024 Patriot League Record	5-3
Home: 3-1 • Away: 2-2 • Neutral: 0-0	
Patriot League Finish	Tied-Third
Patriot League Tournament	
• W, 12-10, vs. 6th-seeded Loyola in Quarterfinals	
• L, 12-8, vs. 2nd-seeded Lehigh in Semifinals	
2024 NCAA Tournament	
• Did not qualify	
Starters Returning / Lost	4 / 6
Letterwinners Returning / Lost	20 / 17

LACROSSE STAFF

Head Coach

Joe Amplo (Hofstra '00), 6th Year

410-293-8613

Career Record

87-79 (12 Yrs.)

Navy Record

35-26 (5 Yrs.)

Associate Head Coach - Defensive Coordinator

John Orsen (Hofstra '06), 6th Year

orsen@usna.edu

410-293-5535

Assistant Coach - Offensive Coordinator

Ken Broschart (New York Tech '02), 1st Year

broschar@usna.edu

410-293-5549

Assistant Coach

Blake Miller (Hofstra '96), 4th Year

jbmiller@usna.edu

Director of Lacrosse Operations

Mark Goers (Towson '95), 24th Year

goers@usna.edu

410-293-5548

SUPPORT STAFF

Officer Representative Capt. Greg Mendenhall, USN

Faculty Representative

Owens Walker

Senior Assoc. AD / Development

Tim Ford

Athletic Trainer

Lindsay Riley

Director of Strength & Conditioning / Operations

Tim Murray

Assistant Sports Dietitian

Bailey Goggin

Assoc. Director of Equipment Operations

Brian Sellers

Technology and Video Associate

Rob Camposa

Assoc. AD / Marketing & Promotions

Kris Morgenthaler

Associate AD / Lacrosse SID

Stacie Michaud

Office Phone

410-293-8773

Cell Phone

410-212-3761

E-Mail

michaud@usna.edu

Navy Web Page

www.NavySports.com

TABLE OF CONTENTS

2025 Outlook

Quick Facts	1
2025 Head Shots	2-3
2025 Rosters (Alphabetical / Numerical)	4
2025 Roster Breakdown	5

Coaching Staff

Head Coach Joe Amplo	6-9
Assistant Coach John Orsen	10
Assistant Coach Ken Broschart	11
Assistant Coach Blake Miller	11-12
Support Staff	13

Midshipmen Profiles

Midshipmen Profiles	14-49
---------------------	-------

2025 Opponents

All-Time Series Records by Conference	50
All-Time Series Records	51-52
All-Time Series Records by Team	53-63
Army-Navy Rivalry	64

2024 Review

Season Review	65-73
Box Scores	74-79
2024 Navy/National Awards and Honors	80

The Patriot League

Patriot League	81
Patriot League Awards and Honors	82-84
Patriot League Tournament History	85-86
Navy's PL Tournament Record Holders	87

The Record Book

Navy's 100-Point Scorers	88-91
Career Leaders	92
Single-Season Leaders	93
Single-Game Leaders	94-95
Miscellaneous Team & Individual Records	96
Class Records	97
Largest Margins - Victory/Defeat	98
Rankings History	99-103
Navy in the NCAA Statistics	104-107
All-Time Season Openers	108
Memorable Navy Lacrosse Games	109
Navy's NCAA Tournament History	110-112
Navy's NCAA Tournament Statistics	113-115
Navy's NCAA Tournament Record Holders	116

Tradition

Navy's National Championship Teams	117-120
Military Award Winners	121-122
National Award Winners	123
Navy Award Winners	123
All-Americans	124-127
All-Time Letter Winners	128-135
Coaching History	136-137
Year-By-Year Records	138-139
All-Time Results	140-149
Bilderback-Moore Navy Lacrosse Hall of Fame	150
Navy-Marine Corps Memorial Stadium	151
NMCMS Records	152
Media Information	153

2025 NAVY LACROSSE BREAKDOWN

STARTERS RETURNING

No.	Name	Pos	Cl	Ht	Wt	Hometown	G	A	Pts	Sh	GB	CT
9	Mac Haley	A / M	Jr.	5-11	181	Shady Side, Md.	9	7	16	41	9	1
10	Henry Tolker	A	Sr.	5-10	180	Catonsville, Md.	30	7	37	87	28	3
41	Ian McGullam	D	Sr.	6-0	205	Centerport, N.Y.	0	0	0	1	17	12
Goalkeeper							GA	GAA	Sv	Sv%		
1	Dan Daly	GK	Jr.	5-10	177	Wayne, N.J.	166	10.69	191	53.5		

TOP RETURNERS

No.	Name	Pos	Cl	Ht	Wt	Hometown	G	A	Pts	Sh	GB	CT
14	Carter Ash	A	Sr.	6-0	194	Leesburg, Va.	8	2	10	19	3	0
3	Evan Conway	M	Sr.	5-11	181	Charleston, S.C.	2	3	5	20	2	0
15	Ryan Landolphi	M	So.	6-2	215	Manhasset, N.Y.	1	0	1	7	1	1
17	Roman LaRocco	M	Sr.	6-0	186	Mt. Airy, Md.	1	2	3	6	1	0
32	Jack Flaherty	M	Jr.	6-5	213	Massapequa, N.Y.	6	7	13	27	13	3
48	Paul Garza	M	Jr.	5-9	170	Frederick, Md.	4	1	5	13	5	1
36	Justin Queen	DM	So.	6-1	190	Crofton, Md.	1	0	1	1	11	3
66	Jack Norton	DM	Sr.	5-10	195	Vienna, Va.	0	0	0	2	11	14
67	Chad Connolly	DM	Jr.	6-2	214	Huntingtown, Md.	1	2	3	3	6	3
11	AJ Marsh	LSM	So.	6-3	195	Reisterstown, Md.	2	3	5	13	26	6
37	Sean Gallagher	LSM	Jr.	6-0	186	Garnet Valley, Pa.	0	0	0	1	29	2
59	Jacob Darrow	LSM	Sr.	5-9	186	Millersville, Md.	0	0	0	0	18	8
Faceoff Specialist							FO	FO%	GB			
20	Zach Hayashi	FO	So.	5-8	190	North Potomac, Md.	214-372	57.5	105			

KEY LOSSES

No.	Name	Pos	Cl	Ht	Wt	Hometown	G	A	Pts	Sh	GB	CT
2	Tommy Hovivian	A / M	Sr.	6-2	200	Dallas, Texas	11	8	19	30	12	1
6	Jon Jarosz	A / M	Sr.	6-5	230	Gambills, Md.	14	2	16	48	11	0
24	Xavier Arline	A	Sr.	5-9	176	Wading River, N.Y.	21	19	40	79	17	2
28	Dane Swanson	M	Sr.	6-4	205	St. Mary's City, Md.	20	7	27	90	8	0
43	Max Hewitt	M	Sr.	6-0	180	Denver, Colo.	18	14	32	66	17	0
8	Jackson Bonitz	D	Sr.	5-10	205	Shrewsbury, Pa.	3	4	7	14	54	29
33	Nick LiCalzi	D	Sr.	6-2	198	Rockville Centre, N.Y.	0	0	0	2	19	9
26	Jackson Peters	DM	Sr.	6-3	205	Darien, Conn.	10	4	14	39	32	1



2025 NAVY MEN'S LACROSSE


TV / RADIO CHART



1 | DAN DALY



2 | PARKER LOVE




3 | EVAN CONWAY




4 | RACE RIPLEY



5 | J.P. UNDERWOOD




6 | ALEC GREGOREK




7 | GAVIN GREGOREK



8 | CHASE GREEN




9 | MAC HALEY



10 | HENRY TOLKER




11 | AJ MARSH



12 | WILLIAM GOERS




13 | JT THOMAS III



14 | CARTER ASH




15 | RYAN LANDOLPHI



16 | PRESTON LUGAR



17 | ROMAN LAROCCO




18 | JACKSON ROBERTS



19 | CHAD CONNOLLY




20 | ZACH HAYASHI




22 | JACK NICHTERN




23 | ANDREW ROSS



24 | JOSH NAGY



25 | AYDAN DIROCCO




26 | PATRICK FLAHERTY



27 | JACK PONZIO




28 | GRAHAM PARKER



29 | GUNNAR SCHWARZ



30 | MATT BYRNES



31 | BOBBY KITTELBERGER



32 | JACK FLAHERTY




33 | RYAN TRAFFORD



34 | NICK GOLINI




35 | CARTER KING




36 | JUSTIN QUEEN

2025 NAVY MEN'S LACROSSE


TV / RADIO CHART




37 | SEAN
GALLAGHER




38 | CHARLIE
BRADY




39 | TRISTAN
MULLAHEY




40 | TAYLOR
LAFAR




41 | IAN
MCGULLAM




42 | TRISTAN
BACH




43 | WILLIAM
PEREZ




44 | RORY
BLANCHARD




45 | COLIN
SHADOWENS




46 | AIDAN
HURDLE




47 | AIDAN
LOUGH




48 | PAUL
GARZA




50 | GEORGE
VLACHOS




53 | MAX
THOMAS



55 | ANDREW
DALY




56 | WILL
WALSH



58 | JOEY
BUCCI




59 | JACOB
DARROW




60 | SAM
MUIR




61 | KADE
SMITH




63 | DAVID
GRAHAM




64 | BEN
RUIZ



65 | LIAM
HURLEY



66 | JACK
NORTON



68 | BILLY
FRANCOIS



JOE AMPLO
HEAD COACH



JOHN ORSEN
ASSOC. HEAD COACH



KEN BROSCHART
ASSISTANT COACH



BLAKE MILLER
ASSISTANT COACH



2025 NAVY MEN'S LACROSSE

NAVY ROSTERS

No	Name	Pronunciation	Yr	Pos	Ht	Wt	Hometown / High School
1	Dan Daly	DAY-lee	Jr	GK	5-10	188	Wayne, N.J. / Wayne Hills
2	Parker Love		Fr	D/LSM	5-10	186	Potomac Falls, Va. / St. Paul VI Catholic
3	Evan Conway		Sr	M	5-10	188	Charleston, S.C. / IMG Academy (Fla.)
4	Race Ripley		Jr	A	5-9	180	Annapolis, Md. / Archbishop Spalding
5	J.P. Underwood		So	LSM	6-0	173	Woodside, Calif. / Sacred Heart Preparatory
6	Alec Gregorek	gruh-GORE-eck	Fr	A	5-9	200	Wading River, N.Y. / Shoreham-Wading River
7	Gavin Gregorek	gruh-GORE-eck	Sr	M	5-10	179	Wading River, N.Y. / Shoreham-Wading River
8	Chase Green		Fr	DM	5-11	203	Westminster, Md. / McDonogh School
9	Mac Haley	HAY-lee	Jr	A	5-11	189	Shady Side, Md. / St. John's College HS
10	Henry Tolker	TOLL-ker	Sr	A	5-11	209	Catonsville, Md. / Loyola Blakefield
11	AJ Marsh		So	D	6-3	220	Reisterstown, Md. / McDonogh School
12	William Goers	GO-ers	Fr	A	6-3	196	Chester, Md. / St. Mary's
13	JT Thomas III		Sr	DM	5-10	175	Upper Marlboro, Md. / Landon School
14	Carter Ash		Sr	A	6-0	193	Leesburg, Va. / Riverside
15	Ryan Landolphi	Ian-DOLPH-ee	So	M	6-2	223	Manhasset, N.Y. / Chaminade
16	Preston Lugar	LOU-ger	Jr	DM	6-2	194	Bethesda, Md. / Landon School
17	Roman LaRocco	Iuh-ROCK-o	Sr	M	6-0	191	Mt. Airy, Md. / Linganore
18	Jackson Roberts		Jr	D	6-0	191	Arnold, Md. / Archbishop Spalding
19	Chad Connolly		Jr	DM	6-1	219	Huntingtown, Md. / McDonogh School
20	Zach Hayashi	hi-YAH-she	So	FO	5-8	221	North Potomac, Md. / McDonogh School
22	Jack Nichtern	NICK-turn	Jr	M	6-1	211	Massapequa Park, N.Y. / Massapequa
23	Andrew Ross		Jr	M	5-11	177	Morris Plains, N.J. / Delbarton School
24	Josh Nagy	NAG-ee	Fr	DM	6-4	201	Westminster, Md. / Calvert Hall
25	Aydan DiRocco	di-ROCK-o	Fr	M	5-8	170	Haverford, Pa. / The Haverford School
26	Patrick Flaherty		Fr	M	6-0	208	Massapequa, N.Y. / Chaminade
27	Jack Ponzio	PON-zee-o	Fr	M	5-11	203	Ronkonkoma, N.Y. / St. Anthony's
28	Graham Parker		So	DM	6-0	206	Owings, Md. / DeMatha Catholic
29	Gunnar Schwarz	SCHWARTZ	Fr	GK	5-8	169	Plantation, Fla. / Saint Andrews School
30	Matt Byrnes		So	A	6-0	176	Wantagh, N.Y. / Chaminade
31	Bobby Kittelberger		Sr	LSM	6-1	193	Wantagh, N.Y. / St. Anthony's
32	Jack Flaherty		Jr	M	6-6	218	Massapequa, N.Y. / Chaminade
33	Ryan Trafford		Fr	DM/FO	6-0	209	West Caldwell, N.J. / Delbarton School
34	Nick Golini	guh-LEAN-ee	So	M	6-0	172	Annapolis, Md. / St. Mary's
35	Carter King		So	LSM	6-4	215	Sammamish, Wash. / Skyline
36	Justin Queen		So	DM	6-2	191	Crofton, Md. / Severn School
37	Sean Gallagher		Jr	LSM	6-1	196	Garnet Valley, Pa. / Garnet Valley
38	Charlie Brady		Sr	DM	5-10	164	Annapolis, Md. / St. Mary's
39	Tristan Mullahey	muh-LAY-he	So	D	6-0	203	Garden City, N.Y. / Garden City
40	Taylor LaFar		Sr	M	5-11	178	Charlotte, N.C. / Charlotte Country Day School
41	Ian McGullam		Sr	D	6-0	207	Centerport, N.Y. / Harborfields
42	Tristan Bach	BOCK	Fr	D	5-10	200	Niskayuna, N.Y. / The Taft School (Conn.)
43	William Perez		Fr	GK	5-10	182	Huntingtown, Md. / Severn School
44	Rory Blanchard		Fr	FO	5-11	193	New Market, Md. / Oakdale
45	Colin Shadowens		Jr	FO	5-11	176	Severna Park, Md. / Severna Park
46	Aidan Hurdle		Jr	D	5-10	186	Annapolis, Md. / McDonogh School
47	Aidan Lough	rhymes with how	So	M	6-0	212	Oyster Bay, N.Y. / Chaminade
48	Paul Garza		Jr	M	5-9	179	Frederick, Md. / Walkersville
50	George Vlahos	vuh-LAH-hoce	Fr	GK	6-0	186	San Francisco, Calif. / St. Ignatius College Prep
53	Max Thomas		Jr	FO	5-7	182	Nyack, N.Y. / Don Bosco Prep
55	Andrew Daly	DAY-lee	Fr	LSM	5-6	153	Wayne, N.J. / Seton Hall Preparatory School
56	Will Walsh		Sr	GK	6-2	196	Wake Forest, N.C. / North Raleigh Christian Academy
58	Joey Bucci	BOO-chee	So	FO	5-11	200	West Chester, Pa. / Malvern Prep
59	Jacob Darrow	DARE-oh	Sr	D	5-10	189	Millersville, Md. / Severn School
60	Sam Muir	MEW-er	Jr	D	6-6	233	Bethesda, Md. / Georgetown Prep
61	Kade Smith		So	LSM	5-11	196	Simsbury, Conn. / Westminster School
63	David Graham		Sr	FO	5-7	166	Littleton, Colo. / Chatfield Senior
64	Ben Ruiz	rue-EASE	Fr	DM	6-1	186	Annapolis, Md. / Archbishop Spalding
65	Liam Hurley		So	M	5-7	157	Williamsburg, Va. / St. Anne's-Belfield School
66	Jack Norton		Sr	DM	5-10	193	Vienna, Va. / Gonzaga
68	Billy Francois	fran-SWAH	So	D	6-1	223	Coram, N.Y. / Longwood

No	Name	Yr	Pos
14	Carter Ash	Sr	A
42	Tristan Bach	Fr	D
44	Rory Blanchard	Fr	FO
38	Charlie Brady	Sr	DM
58	Joey Bucci	So	FO
30	Matt Byrnes	So	A
19	Chad Connolly	Jr	DM
3	Evan Conway	Sr	M
55	Andrew Daly	Fr	LSM
1	Dan Daly	Jr	GK
59	Jacob Darrow	Sr	D
25	Aydan DiRocco	Fr	M
32	Jack Flaherty	Jr	M
26	Patrick Flaherty	Fr	M
68	Billy Francois	So	D
37	Sean Gallagher	Jr	LSM
48	Paul Garza	Jr	M
12	William Goers	Fr	A
34	Nick Golini	So	M
63	David Graham	Sr	FO
8	Chase Green	Fr	DM
6	Alec Gregorek	Fr	A
7	Gavin Gregorek	Sr	M
9	Mac Haley	Jr	A
20	Zach Hayashi	So	FO
46	Aidan Hurdle	Jr	D
65	Liam Hurley	So	M
35	Carter King	So	LSM
31	Bobby Kittelberger	Sr	LSM
4	Taylor LaFar	Sr	M
15	Ryan Landolphi	So	M
17	Roman LaRocco	Sr	M
47	Aidan Lough	So	M
2	Parker Love	Fr	D/LSM
16	Preston Lugar	Jr	DM
11	AJ Marsh	So	D
41	Ian McGullam	Sr	D
60	Sam Muir	Jr	D
39	Tristan Mullahey	So	D
24	Josh Nagy	Fr	DM
22	Jack Nichtern	Jr	M
66	Jack Norton	Sr	DM
28	Graham Parker	So	DM
43	William Perez	Fr	GK
27	Jack Ponzio	Fr	M
36	Justin Queen	So	DM
4	Race Ripley	Jr	A
18	Jackson Roberts	Jr	D
23	Andrew Ross	Jr	M
64	Ben Ruiz	Fr	DM
29	Gunnar Schwarz	Fr	GK
45	Colin Shadowens	Jr	FO
61	Kade Smith	So	LSM
13	JT Thomas III	Sr	DM
53	Max Thomas	Jr	FO
10	Henry Tolker	Sr	A
33	Ryan Trafford	Fr	DM/FO
5	J.P. Underwood	So	LSM
50	George Vlahos	Fr	GK
56	Will Walsh	Sr	GK

Head Coach: Joe Amplo - Hofstra '00, Sixth Year
Associate Head Coach: John Orsen - Hofstra '06, Sixth Year
Assistant Coach: Ken Broschart - New York Tech '02, First Year
Assistant Coach: Blake Miller - Hofstra '96, Fourth Year

2025 Team Captains: Ian McGullam and Jack Norton

2025 NAVY MEN'S LACROSSE

ROSTER BREAKDOWN

MIDSHIPMEN BY CLASS

Seniors (14): Carter Ash, Charlie Brady, Evan Conway, Jacob Darrow, David Graham, Gavin Gregorek, Bobby Kittelberger, Taylor LaFar, Roman LaRocco, Ian McGullam, Jack Norton, JT Thomas III, Henry Tolker, Will Walsh

Juniors (15): Chad Connolly, Dan Daly, Jack Flaherty, Sean Gallagher, Paul Garza, Mac Haley, Aidan Hurdle, Preston Lugar, Sam Muir, Jack Nichtern, Race Ripley, Jackson Roberts, Andrew Ross, Colin Shadowens, Max Thomas

Sophomores (15): Joey Bucci, Matt Byrnes, Billy Francois, Nick Golini, Zach Hayashi, Liam Hurley, Carter King, Ryan Landolphi, Aidan Lough, AJ Marsh, Tristan Mullahey, Graham Parker, Justin Queen, Kade Smith, J.P. Underwood

Freshmen (16): Tristan Bach, Rory Blanchard, Andrew Daly, Aydan DiRocco, Patrick Flaherty, William Goers, Chase Green, Alec Gregorek, Parker Love, Josh Nagy, William Perez, Jack Ponzio, Ben Ruiz, Gunnar Schwarz, Ryan Trafford, George Vlahos

MIDSHIPMEN BY POSITION

Attack (8): Carter Ash, Matt Byrnes, William Goers, Alec Gregorek, Mac Haley, Jack Nichtern, Race Ripley, Henry Tolker

Midfield (14): Evan Conway, Aydan DiRocco, Jack Flaherty, Patrick Flaherty, Paul Garza, Nick Golini, Gavin Gregorek, Liam Hurley, Taylor LaFar, Ryan Landolphi, Roman LaRocco, Aidan Lough, Jack Ponzio, Andrew Ross,

Short-Stick Defensive Midfield (11): Charlie Brady, Chad Connolly, Chase Green, Preston Lugar, Josh Nagy, Jack Norton, Graham Parker, Justin Queen, Ben Ruiz, JT Thomas III, Ryan Trafford

Long-Stick Midfield (6): Andrew Daly, Jacob Darrow, Carter King, Bobby Kittelberger, Kade Smith, J.P. Underwood

Close Defense (10): Tristan Bach, Billy Francois, Sean Gallagher, Aidan Hurdle, Parker Love, AJ Marsh, Ian McGullam, Sam Muir, Tristan Mullahey, Jackson Roberts

Goalkeeper (5): Dan Daly, William Perez, Gunnar Schwarz, George Vlahos, Will Walsh

Faceoff (6): Rory Blanchard, Joey Bucci, David Graham, Zach Hayashi, Colin Shadowens, Max Thomas

MIDSHIPMEN BY STATE

California (2): J.P. Underwood (Woodside), George Vlahos (San Francisco)

Colorado (1): David Graham (Littleton)

Connecticut (1): Kade Smith (Simsbury)

Florida (1): Gunnar Schwarz (Plantation)

Maryland (25): Rory Blanchard (New Market), Charlie Brady (Annapolis), Chad Connolly (Huntingtown), Jacob Darrow (Millersville), Paul Garza (Frederick), William Goers (Chester), Nick Golini (Annapolis), Chase Green (Westminster), Mac Haley (Shady Side), Zach Hayashi (North Potomac), Aidan Hurdle (Annapolis), Roman LaRocco (Mt. Airy), Preston Lugar (Bethesda), AJ Marsh (Reisterstown), Sam Muir (Bethesda), Josh Nagy (Westminster), Graham Parker (Owings), William Perez (Huntingtown), Justin Queen (Crofton), Race Ripley (Annapolis), Jackson Roberts (Arnold), Ben Ruiz (Annapolis), Colin Shadowens (Severna Park), JT Thomas III (Upper Marlboro), Henry Tolker (Catonsville)

New Jersey (4): Andrew Daly (Wayne), Dan Daly (Wayne), Andrew Ross (Morris Plains), Ryan Trafford (West Caldwell)

New York (15): Tristan Bach (Niskayuna), Matt Byrnes (Wantagh), Jack Flaherty (Massapequa), Patrick Flaherty (Massapequa), Billy Francois (Coram), Alec Gregorek (Wading River), Gavin Gregorek (Wading River), Bobby Kittelberger (Wantagh), Ryan Landolphi (Manhasset), Aidan Lough (Oyster Bay), Ian McGullam (Centerport), Tristan Mullahey (Garden City), Jack Nichtern (Massapequa Park), Jack Ponzio (Ronkonkoma), Max Thomas (Nyack)

North Carolina (2): Taylor LaFar (Charlotte), Will Walsh (Wake Forest)

Pennsylvania (3): Joey Bucci (West Chester), Aydan DiRocco (Haverford), Sean Gallagher (Garnet Valley)

South Carolina (1): Evan Conway (Charleston)

Virginia (4): Carter Ash (Leesburg), Liam Hurley (Williamsburg), Parker Love (Potomac Falls), Jack Norton (Vienna)

Washington (1): Carter King (Sammamish)

#40

• For the 15th-consecutive year, Navy will honor the memory of fallen Navy SEAL and former Navy lacrosse player Lt. Brendan Looney, who was killed in Afghanistan on Sept. 21, 2010.

• Marty Gallagher wore the No. 40 jersey as Navy's team captain in 2011. In each of the last nine years, Navy's players voted who among his teammates best represented what Looney stood for as a man, a warrior and a teammate.

• Senior Taylor LaFar has been selected to wear jersey #40 this spring. He is just the fourth offensive player selected to wear #40 in honor of Looney.

Players Who Wore #40 In Honor of Brendan Looney

2011	Marty Gallagher // DM	Class of '11
2012	Cade Norris // DM	Class of '13
2013	Matt Morrison // M	Class of '14
2014	Pat Kiernan // LSM	Class of '14
2015	Brendan Gaine // DM	Class of '15
2016	Patrick Keena // A	Class of '16
2017	John Trainor // DM	Class of '17
2018	DJ Plumer // DM	Class of '18
2019	Ian Burgoyne // M	Class of '19
2020	Brad Alexander // DM	Class of '20
2021	Nick Franchuk // D	Class of '21
2022	Dan Jordon // D	Class of '22
2023	Kyle Fairbanks // D	Class of '23
2024	Scott Stensrud // DM	Class of '24
2025	Taylor LaFar // M	Class of '25

2025 NAVY MEN'S LACROSSE

NAVY COACHING STAFF

JOE AMPLO

HEAD COACH

Sixth Year at Navy

Joe Amplo is in his 13th season as a collegiate head coach and his sixth year as the head coach at Navy after being introduced as the program's ninth head coach on June 5, 2019.

An assistant coach for Team USA who won gold at the 2018 and 2023 World Championships, Amplo has established himself as one of the sport's premier head coaches after building the Marquette program from the ground up. He led the Golden Eagles to consecutive BIG EAST Tournament titles and NCAA Tournament appearances in 2016 and '17, while also guiding MU to at least the BIG EAST semifinals in five of its six seasons competing as a member of the conference.



Taking the Reins at Navy

In his five seasons at the helm of the Navy program, 12 players have garnered All-Patriot League honors, accounting for 18 citations. Among them, Jackson Bonitz became only the second Navy player (Brady Dove 2014-15-16-17) to garner All-Patriot League recognition all four years. Additionally, he is one of only eight Navy players to earn first-team recognition three times. Under his guidance two Mids have earned Patriot League major awards with Spencer Rees named the Patriot League Goalkeeper of the Year in 2021, his first year as the Mids' starting netminder. Meanwhile, Navy heads into the 2025 campaign with the reigning Patriot League Rookie of the Year. Faceoff specialist Zach Hayashi, only the third player to earn rookie of the year honors, set numerous records for the Midshipmen in his freshman season, including the most wins in a single season. Navy has also been recognized nationally, as five players have earned USILA All-America honors under Amplo's watch. Bonitz graduated as a three-time All-American, just one of 35 players in school history to achieve that feat and the first since Chris Fennell who did it in 2015, '16 and '17.

2020

Amplo was well on his way to creating a culture for which the program would thrive upon when the nation was dealt with an unfortunate set of circumstances. The 2020 season, Amplo's first in Annapolis, would be shortened in mid-March due to the worldwide COVID-19 pandemic. Never to be materialized were long-time rivalry games against Maryland, Johns Hopkins and Army, nor would potential Patriot League or NCAA Tournament appearances. Instead, Navy would finish 2020 with a 3-2 record that included a 1-1 mark in Patriot League action.

Navy ushered in the Joe Amplo era on Feb. 7 with a 9-4 victory over Manhattan at Navy-Marine Corps Memorial Stadium. It followed with a 19-3 thrashing of Furman in which Navy scored 19-consecutive goals and held the Paladins scoreless for the first 51 minutes of the contest. It marked the Mids' largest margin of victory since 2004 (Holy Cross, 23-5), saw 58 players earn playing time and 18 players provided either a goal or an assist in the win.

The Mids' first road trip of the year not only resulted in their first loss of the season (12-9 vs. #18 Richmond), it would cost the team the opportunity to play Maryland in the coming days. Upon arrival back to Annapolis, roughly 30 players, coaches and staff contracted the symptoms consistent with the Norovirus and the game against the Terps was postponed. Back on its feet 11 days later, Navy opened the Patriot League season at #19 Lehigh with a 14-6 loss, but answered the challenge of its head coach a week later (March 7) when it posted a 16-14 victory over Colgate at home in what would be the team's final game of 2020.

Despite a shortened season, there were a number of positives to build upon including being ranked among the nation's top 20 in eight statistical categories. Navy's extra-man (#3) and man-down (#11) units were ranked among the nation's top 11. Navy was one of four teams nationally to be ranked among the top 11 in BOTH categories, joining Providence, Marist and Georgetown. The extra-man unit was 10 for 15 (66.7) on the year and 7 for 7 over its final two games (4-4 vs. Lehigh, 3 for 3 vs. Colgate). It was the first time Navy had scored double-digit extra-man goals since 2016 (12 for 33) and the first time since 2011 that it finished inside the top 20. Navy had never finished among the top five in the category until 2020. Meanwhile, the man-down unit squelched 11 of its opponent's 14 opportunities for a 78.6 mark. It was the best average by the Mids since 2002 when they owned an 80.0 mark, allowing just 11 goals on 55 opportunities.

2021

Still coping with the ramifications of the pandemic in 2021, Amplo led the Mids to a 6-3 record that featured a 4-2 mark in league play. Navy opened the season with back-to-back wins over Mount St. Mary's and Jacksonville before the Academy endured a 21-day Restriction of Movement (ROM) due to an uptick in COVID-19 cases with the Brigade. Twenty-eight days after defeating Jacksonville 13-6, Navy returned to action on March 28, defeating Bucknell 13-10 in the Mids' Patriot League opener. The Mids went on to capture the program's first win on Loyola soil on April 17 and followed up with a dominating 9-4 victory over 10th-ranked Army a week later. At 4-2, the Mids qualified for the Patriot League Tournament for the first time since 2018, but would be tripped up by NCAA Tournament-bound Loyola in what would be the third meeting between the two programs in a month's span.

Co-captain Nick Franchuk (Sr/D), Spencer Rees (Sr/GK) and Patrick Skalniak (So/M) garnered First-Team All-Patriot League honors, while co-captain Christian Daniel (Sr/A), Jackson Bonitz (Fr/D) and Tim Griffin (Sr/SSDM) were named to the second team. Additionally, Spencer Rees became the fourth different Navy player and first since 2016 to be named the Patriot League Goalkeeper of the Year. Rees went on to earn Honorable Mention All-America honors, while Daniel was named an Academic All-American for a second-consecutive year. Daniel, who graduated with distinction was ranked among the top 14 percent in academic order of merit in his class (1,107 students). He stood No. 1 among the Class of 2021 in military order of merit, while finishing in the top 3 percent in overall order or merit. On the field, he closed out his career ranked 20th on the Mids' all-time scoring leader board with 122 points after becoming just the 36th player in school history to reach the 100-point milestone.

As a team, Navy finished among the top 20 in eight NCAA statistics including saves per game (#8), extra-man offense (#10) and clearing percentage (#10). Meanwhile, Rees stood among the nation's top five in both save percentage (#3, 58.9) and saves per game (#5, 14.00), while closing out the year 16th in goals-against average (9.88).

2022

In 2022, Amplo guided the Mids to a 9-6 record that included a 5-3 Patriot League mark in what would be his first uninterrupted season in Annapolis. Among Navy's wins were a pair of thrilling one-goal victories on the road over longtime rivals Johns Hopkins (11-10) and Army (12-11 OT). For the first time since 1974, Navy defeated both Johns Hopkins (13-12, Annapolis) and Army (12-9) in the same season. It was also the first time since 1965 that Navy has beaten both teams on their respective home fields (Johns Hopkins 15-6 / Army 18-7). Amplo also became the first Navy coach to defeat Johns Hopkins on its home field since the legendary Willis Bilderback guided the Mids to a 9-6 win over the Blue Jays at Homewood Field in 1969. Meanwhile, Navy co-captain Jack Sweeney cashed in on his only appearance of the game, as the extra-man sniper scored the game-winning goal 58 seconds into overtime to lead the Mids to a 12-11 victory over Army at Michie Stadium.

Patrick Skalniak (Jr/M) and Jackson Bonitz (So/D) earned First-Team All-Patriot League honors, while both received All-America recognition from the USILA, Inside Lacrosse and USA Lacrosse Magazine. Skalniak was named an Honorable Mention All-American by the USILA and is the first Navy offensive midfielder to garner All-America recognition since Greyson Torain in 2017. It is believed Patrick Skalniak and Philip Skalniak ('83) are Navy lacrosse's first father-son combination to earn All-America accolades. Philip Skalniak was a third-team midfielder in 1983. Meanwhile, Bonitz became Navy's first close defenseman to receive All-America honors since Chris Fennell was named to the third team in 2017.

Navy had five players score 30 or more points (48 by Skalniak, 38 by Dane Swanson, 38 by Nick Cole, 34 by Henry Tolker, 32 by Hewitt) for the first time in program history. Skalniak, Swanson and Hewitt became the first trio of midfielders in program history to reach the 30-point milestone this season. Only two previous occasions (Ryan Wade and Greyson Torain in 2018 and '19) has Navy had two midfielders score 30 points in the same season. Meanwhile, Skalniak's team-high 48 points (28G, 20A) tied as the third most in school history by a midfielder and the most since Ryan Wade scored 48 points in 2019.

Attackman Henry Tolker finished the season ranked among the top 10 in points (38), goals (23) and assists (11) by a Navy freshman.

Tolker was the first Navy freshman to record five hat tricks in a season since 1987 when Mike Herger, Navy's third all-time leading scorer and record holder for points and goals by a freshman, pitched seven hat tricks. Tolker also became the first Navy freshman to record hat tricks in three-consecutive games (Hofstra, Manhattan, High Point) since 2003 when All-American Ian Dingman did it.

2025 NAVY MEN'S LACROSSE

NAVY COACHING STAFF

2023

The Mids fought through an injury-riddled to finish the 2023 campaign with an 8-8 record, including a 5-3 mark in conference play. Navy used 10 different starting lineups over the course of its 16 contests.

Jackson Bonitz (Jr/D) garnered Honorable Mention All-America honors by the USILA, Inside Lacrosse and USA Lacrosse Magazine, while Max Hewitt (Jr/M) also earned Honorable Mention All-America recognition from the USILA and USA Lacrosse Magazine. Meanwhile Bonitz and Hewitt earned First-Team All-Patriot League honors, while Jackson Peters (Jr/DM) and Pat Ryan (Sr/GK) were named to the second team. Bonitz is the 14th player in program history to earn all-league honors at least three times and the first since Greyson Torain in 2017, '18 and '19.

Hewitt became only the eighth different midfielder in program history to score 30 points multiple times in a career (36 points in 2023, 32 points in 2022).

Anthony Ghobriel (So/FO) shattered the school record for single-season faceoff wins. He won 185 of the 306 draws (.605) he took, breaking the previous record of 173 wins (173-256, .676) set by Chris Pieczonka in 2004.

Ryan finished 11th nationally in goals-against average (10.29) and 13th in save percentage (.537), while Ghobriel was 12th in faceoff winning percentage (.605). It's the first time a Navy goalkeeper has finished among the top 15 multiple times in their career in GAA average since Matt Russell did it three times from 2004-06. Ghobriel is the first Navy player to finish inside the top 15 nationally in faceoff winning percentage since Brady Dove closed out 2017 ranked third.

2024

Anchored by a veteran senior squash, the 2024 campaign proved to be one of Navy's best under Amplo. Navy put together a 9-7 record that featured a 5-3 mark in the Patriot League and included a No. 3 seed in the Patriot League Tournament. After opening the year 3-3, Navy went on to win four of its next five contests, including a spectacular 10-9 overtime victory at #8 Johns Hopkins. Joe Amplo became one of just four coaches (Dinty Moore, Willis Bilderback, George Finlayson) in Navy history to defeat the Blue Jays multiple times regardless of the venue. He is one of only three Navy coaches (Dinty Moore, Willis Bilderback) to defeat Johns Hopkins at Homewood Field.

Navy went on to win its regular-season finale against Bucknell in overtime 13-12. The Mids played host to sixth-seeded Loyola in the quarterfinals of the Patriot League Tournament, avenging their regular-season loss to the Greyhounds by winning 12-10. It marked Navy's first Patriot League Tournament victory since 2010.

Jackson Bonitz (Sr/D) and Jackson Peters (Sr/DM) garnered First-Team All-Patriot League honors, while Max Hewitt (Sr/M), Zach Hayashi (Fr/FO), AJ Marsh (Fr/D) and Dan Daly (So/GK) were named to the second team. Bonitz is only the second Navy player (Brady Dove, 2014-17) and 15th among any school to earn All-Patriot League honors four times. He is also one of just eight players in program history to earn first-team honors three times. Hayashi and Marsh are just the fourth and fifth freshmen in program history to garner All-Patriot League accolades, joining Basil Daratsos (2007), Brady Dove (2014) and Jackson Bonitz (2021). Additionally, Hayashi was named the Patriot League Rookie of the Year. He is the third Navy player to earn the award, joining Billy Looney (2004) and Tucker Hull (2011) and is just the fourth faceoff specialist in Patriot League history (1991) to earn the award, joining Colgate's Peter Strid (1993), Lehigh's Craig Brown (1995) and Colgate's Parker Gibson (1998).

Bonitz and Peters both garnered All-America recognition from the USILA, Inside Lacrosse and USA Lacrosse. Bonitz is only the 35th player in the program's 117-year history to garner USILA All-America honors three times and the first since Chris Fennell, who earned the honor in 2015, '16 and '17.

Bonitz was awarded the NAAA Sword for Men, which is presented to that man of the graduating class who is considered by the Association's Athletic Council to have personally excelled in men's athletics during his years of varsity competition. He was also voted by the team captains from Navy's other 35 sports to serve as the Captain of the Captains for the 2023-24 academic year.

Bonitz closed out his career ranked #2 on Navy's all-time caused turnovers leader board with 79, just five behind record holder Matt Rees (84 / 2014-17). Bonitz is one of only three players in school history to reach 70-career caused turnovers. Bonitz joins Matt Rees as the only two players in school history to rank among the program's single-season top-20 caused turnovers list three times. Bonitz tied for third (29, 2024), ninth (22, 2023) and 12th (18, 2022).

Hewitt and Henry Tolker (Jr/A) became just the 37th and 38th players, respectively, to reach the 100-point milestone in program history. Hewitt, only the 11th midfielder in program history to achieve the feat, scored his 100th point on April 26 against Bucknell which was also Senior Night, while Tolker scored his 100th in the Mids' final game of the season, May

3 vs. Lehigh in the Patriot League Semifinals.

Hayashi shattered Navy's single-season faceoff wins record and became the first Navy player to reach 200 wins. He won 214 of the 372 draws (.575) he took, breaking the previous record of 185 wins (185-306, .605) set by Anthony Ghobriel in 2023. Both Hayashi and Ghobriel saw action in 16 games in their respective record-setting years. Hayashi also broke the school record for single-season ground balls with 105. He joins Brady Dove (100, 2017) as the only two players to record 100 ground balls in a single season.

Daly closed out the year with 191 saves, the sixth most in program history and the most since 1999 when Mickey Jarboe had 215 saves.

Marquette: Built From the Ground Up

Fifteen Golden Eagles accounted for 30 All-BIG EAST citations under his leadership, while seven players earned USILA All-America recognition. Among those honorees was Liam Byrnes who was a three-time All-BIG EAST defenseman and was named the 2016 BIG EAST Defensive Player of the Year and a Second-Team All-American. Additionally, Noah Richard, a unanimous two-time All-BIG EAST long-stick midfielder, was named the 2019 BIG EAST Defensive Player of the Year and an Honorable Mention All-American after helping Marquette to a No. 5 ranking in man-down defense in 2019.

Four of his Marquette players were named USILA Scholar All-Americans, while better than 120 of his student-athletes garnered BIG EAST All-Academic honors for their classroom success which requires a minimum grade-point average of 3.00 for the preceding academic year. In 2016, B.J. Grill, a three-time All-BIG EAST defenseman, was named to the 2016 Senior CLASS Award First Team, an award that highlights achievement in community, classroom, character and competition.

Eight of his former Golden Eagles players are currently playing professionally in the Premier Lacrosse League (B.J. Grill, Jacob Richard, Noah Richard) and Major League Lacrosse (Zachary Melillo, Ryan McNamara, Conor Gately, Andy DeMichiei, Liam Byrnes).

Amplo, who was named the first head coach in Marquette history on Feb. 4, 2011, garnered 2014 BIG EAST Coach of the Year honors in just his second season at the helm. He led the Golden Eagles to a second-place regular-season finish in what was their first year as a member of the conference, as well as their first of five consecutive semifinal appearances in the BIG EAST Championship. The Golden Eagles played the nation's 14th-toughest schedule according to Inside Lacrosse that season.

In 2015, he guided the Golden Eagles to a 10-win campaign in just their third season of competition and in 2016, led Marquette to the program's first NCAA Tournament appearance on the heels of a victory over No. 1 Denver in the BIG EAST Tournament Championship Game. Marquette earned the sixth seed in the NCAA Tournament and fell to eventual NCAA Champion North Carolina by a single goal in what was the first NCAA Tournament game ever played in the state of Wisconsin.

Amplo was the 2016 recipient of the USILA Howdy Myers Man of the Year Award, presented in honor of one of the sport's most outstanding coaches. The award is presented annually to an individual who has contributed to the game of lacrosse in a capacity over and above the normal efforts and in so doing, has shown unselfish and untiring devotion to the game.

After stringing together seven consecutive wins to open the 2015 campaign, the Golden Eagles were ranked ninth in the Inside Lacrosse Media Poll and closed out the year just two spots outside the top 20. Marquette's hot start was highlighted by four one-goal wins, including a pair over ranked opponents, and thrilling come-from-behind wins at Richmond in overtime and Ohio State, an NCAA Tournament team, in early March. MU began the 2015 season with a 10-9 win at then-No. 18/16 Lehigh on Feb. 7 and picked up a second win against Amplo's alma mater in as many tries by topping then-No. 17/19 Hofstra on Feb. 14.

Marquette's victory over Denver to claim the BIG EAST's 2016 automatic NCAA bid snapped an NCAA-high 22-game home winning streak at Peter Barton Stadium for the Pioneers, while handing them their first loss to a BIG EAST team since joining the league in 2014 (spanned 21 games). The victory also set a new program benchmark with MU's 11th win of the season after the Golden Eagles produced a 4-1 mark in BIG EAST regular-season action.

The Marquette defense ranked among the nation's leaders in 2016, leading to recognition for MU's three MLL draft picks in graduate students Liam Byrnes and B.J. Grill and senior Jacob Richard. Byrnes was named the 2016 BIG EAST Conference Defensive Player of the Year, a first-team all-league performer, the most outstanding player at the BIG EAST tournament and a USILA Second-Team All-American. Grill and Richard were both named third-team USILA All-Americans and were second-team all-conference performers, though Richard was the only short stick defensive midfielder selected to any All-BIG EAST team.

Amplo engineered a spectacular run by Marquette in the 2017 BIG EAST Championship that led to the program's second NCAA Tournament bid in as many years. The Golden Eagles became the first No. 4 seed to win the BIG EAST Championship after upsetting



NAVY COACHING STAFF

top-seeded and second-ranked Denver, 11-8, in the semifinals before downing tournament-host Providence in the final behind the play of goalkeeper Cole Blazer who was named the tournament's most outstanding player. MU earned the league's automatic bid to the NCAA Championship where it fell to fourth-seeded and seventh-ranked Notre Dame, 15-9, in the opening round.

In 2017, attackman Ryan McNamara became the first player in Marquette history to reach 100 career goals and became MU's all-time point leader, while becoming the only player in program history to earn two USILA All-America nods.

In seven seasons of building the Golden Eagles from inception and as head coach, he has amassed an 18-13 record in the BIG EAST and a 52-53 overall mark.

Coaching Roots

Amplo came to Marquette with 11 years of collegiate coaching experience, 10 of which came at his alma mater, Hofstra University. He served as associate head coach with the Pride for three years and was the team's defensive coordinator.

During his time at Hofstra, Amplo participated in 11 NCAA Championships, three as a student-athlete and eight as a coach, the most recent of which was in 2011. That year, Hofstra had the nation's No. 1 defense, boasting the lowest goals-against average in the country.

He joined the Hofstra coaching staff as a graduate assistant in 1999 and remained there until 2001 when he took an assistant coaching position at Penn. After one season with the Quakers, Amplo returned to Long Island where he remained through the 2011 season.

In his first stint with Hofstra, Amplo worked under then-head coach John Danowski, now the coach of three-time NCAA Champion Duke University.

Following his return to Hofstra in 2003, the Pride posted a 76-49 record and advanced to five NCAA Championships. He coached 53 all-conference players at Hofstra, including five conference players of the year, four rookies of the year and 21 All-Americans. One of those players, Doug Shannahan, earned the Tewaaraton Award in 2001, honoring the top player in college lacrosse. Amplo also coached Tewaaraton Award finalist Chris Unterstein, 13 North-South All-Stars and six USILA Scholar All-Americans at Hofstra.

The Man Behind the Whistle

The Farmingville, New York, native attended Sachem High School in Lake Ronkonkoma, New York, where he earned four letters in both lacrosse and football and was an all-conference performer in both sports.

As a student-athlete at Hofstra, he was an All-America East performer as a senior in 1999 when he started all 16 games and led the school to the quarterfinals of the NCAA Championship. He played in 58 games in his career and notched 91 ground balls, 40 of which came during his senior season. Amplo graduated from Hofstra in 2000 with a bachelor's degree in geography and earned a master's degree in college student counseling.

Amplo is active on the lecture circuit and is the founder of the Team Amplify, which operates clinics, camps and competitive club teams for the Milwaukee-area lacrosse community. He has also been involved with the Friends of Jaclyn Foundation and the Milwaukee Eagles wheelchair lacrosse team, which he partners with the Milwaukee VA Hospital to help coach disabled and able-bodied United States veterans.

In March of 2020, he joined forces with his fellow Team USA coaches - John Danowski (Duke), Charley Toomey (Loyola), Seth Tierney (Hofstra) - to create a GoFundMe page in answering a call to help provide meals to hospital staff working countless hours to keep their communities safe. Additionally, they provided Easter baskets for the children of our caregivers. Collectively, they raised over \$20,000.

Amplo and his wife, Jennifer, have three daughters, Sophia, Charlotte and Lily. Sophia is a sophomore at the Naval Academy.

2025 NAVY MEN'S LACROSSE

NAVY COACHING STAFF

JOE AMPLO'S HEAD COACHING LEDGER

Career Record — 87-79, 52.4 (12 Seasons)

Navy (5 Seasons): 35-26, 57.4 | Marquette (7): 52-53, 49.5

Year	School	W	L	Pct	Conference Championships / NCAA Tournament
2013	Marquette	5	8	38.5	Independent
2014	Marquette	6	10	37.5	BIG EAST Tournament Semifinals
2015	Marquette	10	6	62.5	BIG EAST Tournament Semifinals
2016	Marquette	11	5	68.8	BIG EAST Tournament Champions, NCAA First Round
2017	Marquette	8	8	50.0	BIG EAST Tournament Champions, NCAA First Round
2018	Marquette	6	8	42.9	BIG EAST Tournament Semifinals
2019	Marquette	6	8	42.9	
2020	Navy	3	2	60.0	Season cut short due to COVID-19 pandemic
2021	Navy	6	3	66.7	Patriot League Tournament Quarterfinals
2022	Navy	9	6	62.1	Patriot League Tournament Quarterfinals
2023	Navy	8	8	50.0	Patriot League Tournament Quarterfinals
2024	Navy	9	7	56.3	Patriot League Tournament Semifinals

MILESTONE WINS

#	Date	Opponent	Score	Site	Head Coach at
1	3.22.13	Air Force	8-6	Colorado Springs, Colo.	Marquette
25	3.12.16	Robert Morris	13-5	Milwaukee, Wis.	Marquette
50	3.16.19	Michigan	16-13	Milwaukee, Wis.	Marquette
75	3.31.23	#17 Boston U.	10-8	Annapolis, Md.	Navy

87	4.30.24	Loyola	12-10	Annapolis, Md.	Navy

MEMORABLE GAMES AT NAVY

	Date	Site	Result
First Game Played	2.7.20	Annapolis, Md.	def. Manhattan, 9-4
First Win	2.7.20	Annapolis, Md.	def. Manhattan, 9-4
First Home Win	2.7.20	Annapolis, Md.	def. Manhattan, 9-4
First Patriot League Game	2.29.20	Bethlehem, Pa.	lost to Lehigh, 14-6
First Patriot League Win	3.7.20	Annapolis, Md.	def. Colgate, 16-14
First Patriot League Tournament Game	5.4.21	Baltimore, Md.	lost to #16 Loyola, 16-9
First Patriot League Tournament Win	4.30.24	Annapolis, Md.	def. Loyola, 12-10
First NCAA Tournament Win	---		

AMPLO VS. THE OPPONENTS

Opponent	Record	Navy	MU	Last Meeting
• Air Force	2-0	0-0	2-0	3.28.17 W, 7-6
• Army	2-3	2-3	0-0	4.6.24 L, 8-13
• Bellarmine	3-3	0-0	3-3	2.9.19 W, 15-9
• Boston U.	2-1	2-1	0-0	3.2.24 W, 16-9
• Bucknell	4-0	4-0	0-0	4.26.24 W, 13-12 (OT)
• Cleveland State	0-1	0-0	0-1	3.9.19 L, 5-7
• Colgate	3-1	3-1	0-0	3.30.24 W, 10-9
• Denver	2-8	0-0	2-8	4.26.19 L, 8-9
• Detroit	6-1	0-0	6-1	2.23.19 L, 12-15
• Duke	0-7	0-0	0-7	4.20.19 L, 9-10 (OT)
• Furman	1-0	1-0	0-0	2.15.20 W, 19-3
• Georgetown	5-3	0-0	5-3	3.23.19 W, 9-8
• High Point	1-2	0-2	1-0	2.25.23 L, 13-14
• Hofstra	5-0	3-0	2-0	2.10.24 W, 16-8
• Holy Cross	3-0	3-0	0-0	3.23.24 W, 17-7
• Iona First Meeting				
• Jacksonville	5-2	1-0	4-2	2.28.21 W, 13-6
• Johns Hopkins	2-1	2-1	0-0	3.15.24 W, 10-9 (OT)
• Lafayette	4-0	4-0	0-0	4.6.24 W, 10-9
• Lehigh	1-8	0-7	1-1	5.3.24 L, 12-8
• Le Moyne First Meeting				
• Loyola	3-5	3-5	0-0	4.30.24 W, 12-10
• Manhattan	2-1	2-1	0-0	2.18.23 L, 5-6
• Marist	0-1	0-0	0-1	3.2.14 L, 12-16

Opponent	Record	Navy	MU	Last Meeting
• Mercer	3-0	1-0	2-0	2.12.22 W, 15-5
• Michigan	1-1	0-0	1-1	3.16.19 W, 16-13
• Mount St. Mary's	3-1	3-1	0-0	2.3.24 W, 19-6
• North Carolina	0-1	0-0	0-1	5.14.16 L, 9-10
• Notre Dame	0-8	0-0	0-8	4.10.19 L, 6-13
• Ohio State	2-5	0-0	2-5	3.3.19 L, 9-13
• Penn State	0-1	0-1	0-0	2.24.24 L, 3-13
• Providence	5-1	0-0	5-1	4.13.19 L, 8-15
• Queens	1-0	1-0	0-0	2.5.23 W, 19-5
• Quinnipiac	1-0	0-0	1-0	3.19.16 W, 11-5
• Richmond	2-2	0-1	2-1	2.18.20 L, 9-12
• Robert Morris	3-1	0-0	3-1	3.12.19 W, 17-15
• Rutgers	1-0	0-0	1-0	3.29.14 W, 14-13
• Saint Joseph's	0-1	0-0	0-1	3.16.13 L, 7-12
• St. John's	6-1	0-0	6-1	4.6.19 W, 12-8
• Towson	0-1	0-1	0-0	2.17.24 L, 5-17
• Villanova	3-6	0-2	3-4	3.19.24 L, 7-14

2025 opponents in bold



2025 NAVY MEN'S LACROSSE

NAVY COACHING STAFF

JOHN ORSEN

ASSOCIATE HEAD COACH - DEFENSIVE COORDINATOR

Defensive Coordinator John Orsen is in his sixth season at Navy and eighth under Joe Amplo. He was promoted to Associate Head Coach in the summer of 2024.

In his inaugural season at Navy, his defense stood No. 11 in the nation and No. 3 in the Patriot League, allowing 9.40 goals per game. It was Navy's best mark since 2016 when it finished the year ranked #2 nationally and allowed just 7.38 goals per game. Equally as impressive was the Mids' man-down unit which ranked #11 nationally and #2 in the conference, allowing just 3 goals on 14 attempts (78.6). It's the best average by the Mids since 2002 when they owned an 80.0 mark, allowing just 11 goals on 55 opportunities. Navy also finished inside of the top 20 in caused turnovers (9.00, #18) and opponent clear percentage (79.6, #14).

In year two, the Mids once again finished as the #11 scoring defense in the country and No. 3 in the Patriot League, allowing 10.00 goals per game. Orsen's defensive unit was anchored by First-Team All-Patriot League selections Nick Franchuk (D) and Spencer Rees (GK), along with second-team members Jackson Bonitz (D) and Tim Griffin (SSDM). Bonitz, a five-star recruit who was ranked the #8 overall player among the nation's freshmen, became just the third Navy freshman to garner All-Patriot League accolades, joining midfielder Basil Daratsos (2007) and faceoff specialist Brady Dove (2014).

Navy spent a good portion of the 2022 campaign ranked among the nation's top 10 in scoring defense, closing out the season at #12 with its 10.13 average. Navy held 6 of its opponents to single digits, including three-consecutive opponents who scored 6 or fewer goals (5 by Mercer, 6 by Hofstra, 6 by Manhattan). It was the first time Navy has achieved that mark since holding six-straight foes to 5 or fewer goals in 2008. It was an impressive mark, as Orsen was tasked with building his defense around the sole returning player, All-Patriot League close defenseman Jackson Bonitz. The second-year starter paced the team in caused turnovers with 18, the 10th most in a Navy single season, and went on to earn First-Team All-Patriot League recognition, while also being named an All-American by three different organizations - USILA (honorable mention), Inside Lacrosse (honorable mention), USA Lacrosse Magazine (third team). He is Navy's first close defenseman to garner USILA All-America honors since Chris Fennell in 2017.

The Mids finished the 2023 campaign ranked #11 in scoring defense, holding its opponents to 10.44 goals per game. Navy has held 58 of its last 116 opponents (50.0) to single digits, including Mount St. Mary's (7), Queens (5), Manhattan (6), Holy Cross (8), Boston U. (8), Lafayette (6) and Bucknell (9) in 2023. Orsen helped orchestrate a defensive plan that held Boston U., the nation's eighth-ranked scoring offense (14.75), to single digits for the first time since the 2022 NCAA Tournament game against Princeton. Jackson Bonitz, who garnered All-America honors for a second-consecutive year, earned USILA National Team of the Week honors after holding Vince D'Alto, the Terriers' leading scorer and the nation's sixth-ranked scorer (5.25), without a goal for just the third time in his career. He held D'Alto without a point for 58 minutes before he dealt out an assist on Boston U.'s final goal of the game with 1:16 remaining.

Orsen orchestrated the top-ranked scoring defense in 2024, as the Mids stood 24th nationally by holding their foes to 10.75 goals per game. Navy held 7 of its opponents to single digits, including eighth-ranked Johns Hopkins who came into the contest averaging 13 goals per game. The Navy defense held the Blue Jays to just three goals over the final 48 minutes of play and scoring droughts of 19 minutes or more twice in the contest.

The cornerpieces to Navy's defense were senior captains Jackson Bonitz at close defense and Jackson Peters at short stick defensive midfield. Both players garnered First-Team All-Patriot League honors with Bonitz becoming only the second Navy player (Brady Dove, 2014-17) and 15th among any school to earn All-Patriot League honors four times. He is also one of just eight players in program history to earn first-team honors three times.

Both Bonitz and Peters garnered All-America recognition from the USILA, Inside Lacrosse and USA Lacrosse. Bonitz is only the 35th player in the program's 117-year history to garner USILA All-America honors three times and the first since Chris Fennell, who earned the honor in 2015, '16 and '17.

Bonitz was awarded the NAAA Sword for Men, which is presented to that man of the graduating class who is considered by the Association's Athletic Council to have personally excelled in men's athletics during his years of varsity competition. He was also voted by the team captains from Navy's other 35 sports to serve as the Captain of the Captains for the



2023-24 academic year.

Bonitz closed out his career ranked #2 on Navy's all-time caused turnovers leader board with 79, just five behind record holder Matt Rees (84 / 2014-17). Bonitz is one of only three players in school history to reach 70-career caused turnovers. Bonitz joins Matt Rees as the only two players in school history to rank among the program's single-season top-20 caused turnovers list three times. Bonitz tied for third (29, 2024), ninth (22, 2023) and 12th (18, 2022).

Orsen arrived in Annapolis in the summer of 2019 after spending the previous five years as defensive coordinator under the legendary Bill Tierney at Denver. Orsen helped groom arguably the best faceoff specialist in the history of the game in four-time First-Team All-American Trevor Baptiste. Baptiste is just the sixth player in USILA history to garner First-Team All-America recognition in all four collegiate seasons. Additionally, Orsen helped develop four-time All-American defenseman Christian Burgdorf, who went on to be drafted by the Atlanta Blaze in the 2017 MLL Collegiate Draft.

In his first season as the Pioneers' DC and faceoff coach, Denver was ranked 12th in the nation in scoring defense (8.47) and second in scoring margin (+5.26). In six postseason games in 2015, the Pioneers' defense held their opponents to less than 10 goals four times, including limiting Maryland to just five scores in the National Championship game.

Under Orsen's watch, faceoff specialist Trevor Baptiste set the NCAA record for faceoff wins by a freshman and recorded the fourth-most faceoff wins in NCAA history (310). Baptiste was named a USILA First Team All-American in the duo's first year together.

Following the 2015 National Championship, Orsen's second campaign saw the Pioneers win their third-straight BIG EAST regular-season title en route to earning the program's highest national seed in the NCAA Tournament. That season, Denver's defense was 21st in scoring average (9.13), eighth in man-down defense (0.706) and seventh in ground balls per game (32.44).

In 2017, Denver got back to Championship Weekend for the second time in Orsen's tenure. The Pioneers' faceoff crew led the country once again, while the Denver defense finished 13th in scoring defense (8.76). DU was second in scoring margin (+4.71) and 19th in ground balls per game (30.18).

In 2018, Orsen's defense finished third in the country in scoring defense at 7.88 goals per game, including a stretch of 27 goals allowed in five BIG EAST regular-season games, the first time in Denver's program history that the Pioneers held five-consecutive opponents to six goals or less. The 27 goals allowed in a five-game stretch was also the lowest in the program's history since 1970.

In 2019, Denver was ranked fifth in the country in scoring defense and was anchored by Matt Neufeldt who finished sixth in the country in caused turnovers per game. In the first year without Trevor Baptiste, Orsen coached freshman Brett Boos to the 26th-best faceoff percentage in the country at 58 percent.

Orsen and Amplo's relationship dates back to 2003 when Orsen was a freshman at Hofstra and Amplo was an assistant coach for the Pride under then head coach John Danowski. Orsen transitioned from attack to defense while at Hofstra, earning a spot on the USILA All-America Honorable Mention squad in his final collegiate campaign. In that 2006 season, Orsen and the Pride reached the NCAA Quarterfinals after a 14-8 win over Providence in the first round. Orsen captained his club in both his junior and senior seasons, leading the team to a 17-2 mark in 2006 and earning First-Team All-CAA honors.

Professionally, Orsen was picked in the fourth round in the MLL Draft by the Long Island Lizards. Later in his MLL career, Orsen played for and won the league championship with the Chesapeake Bayhawks in 2012. Orsen was also selected by the New York Titans of the NLL for the indoor season. In addition, Orsen suited up for Team USA in 2011 at the FIL World Indoor Championships in Prague, and played for the Colorado Mammoth from 2011-13.

Orsen went on to serve as a member of Marquette's inaugural coaching staff, helping officially start the Golden Eagles' program in 2013. The Cold Spring Harbor, N.Y., native was hired in May of 2011 to assist Amplo in starting the program. In their first campaign, Orsen coached the Golden Eagles' defense to a No. 18 national mark in ground ball margin.

In 2014, Marquette went 4-2 in the BIG EAST, earning a conference tournament semifinal appearance. Orsen's defense played a key role in the Golden Eagles' four BIG EAST wins, including holding Georgetown to one goal in the final 23:36 of regulation, giving the offense the opportunity to turn a 9-3 second half deficit into an 11-10 victory.

Orsen and his wife, Leigh Ann, reside in Annapolis and are the parents of daughters, Emma and Lucy.

2025 NAVY MEN'S LACROSSE

NAVY COACHING STAFF

KEN BROSCART

ASSISTANT COACH - OFFENSIVE COORDINATOR

Ken Broschart was named offensive coordinator for the Navy men's lacrosse team on June 12, 2024, after spending the previous seven years at High Point, including the last four as the Panthers' associate head coach.

Broschart began his tenure at High Point in August of 2017 and worked with the Panthers' faceoff unit, as well as the defense. His impact was immediately felt, as High Point's faceoff winning percentage jumped from 33.9 percent in 2017 to 50.8 percent in his first season. His prized pupil Davis Sampere won 53.7 percent of his draws under Broschart's guidance after winning just 37.0 percent the year before.

The following year (2019) Broschart was promoted to offensive coordinator and under his guidance, High Point flourished. The Panthers averaged at least 13 goals per game every year outside of the COVID season (2020) and ranked among the nation's top 15 three times and the top 25 five times. During that same time frame, at least one High Point player was ranked among the nation's top 20 in points five times, top 10 in assists five times and top 40 in goals five times. The only year a Panther did not qualify was the shortened COVID year.

In his first season as offensive coordinator, he orchestrated a remarkable turnaround that saw the Panthers set single-season school records in points (354), goals (232), assists (122) and shot percentage (.340). They finished 2019 ranked fourth nationally in scoring offense, averaging a program-record 14.50 goals per contest. During that same campaign, High Point broke single-game records with its 22 goals and 37 points in its 22-13 victory over UMBC (3-9-19). The Panthers finished the year with a 13-3 record, the most wins in school history, and captured wins over No. 2 Duke (13-9) in Durham, N.C. and No. 9 Virginia (14-13) in Charlottesville.

The tandem of Asher Nolting and Chris Young was sensational in 2019. Nolting broke the program record for single-season points (92), goals (44-later broken) and assists (48), while Young, who also scored 44 goals, led the nation in shooting percentage (.595).

After a shortened 2020 pandemic season, High Point returned to form in 2021. The Panthers led the SoCon and were ranked 18th nationally with its 13.36 scoring offense that was led by Nolting who stood eighth nationally in points per game (5.14) and second in assists (3.21). High Point went on to capture the program's second SoCon Tournament title and earning its second NCAA Tournament berth.

The Panthers owned a 13.40 scoring average in 2022 and High Point saw the end of an era with Nolting exhausting his eligibility. Nolting, who was fifth nationally in points (5.40) and third in assists per game (3.13) in 2022, closed out his career as the program's record holder in nearly every offensive category - single-season assists (48 / 2019), single-season points (92 / 2019), single-season conference goals (25 / 2019), single-season conference assists (24 / 2018), single-season conference points (45 / 2019), career assists (198 / 2018-22), career points (344 / 2018-22), career conference goals (63 / 2018-22), career conference assists (78 / 2018-22), career conference points (141 / 2018-22). A three-time SoCon Offensive Player of the Year (2018, '19, '22), Nolting garnered First-Team All-SoCon honors in 2018, '19, '21 and '22 and was the 2021 SoCon Tournament Most Valuable Player.

The 2023 and '24 seasons saw High Point once again finish among the top 15 in scoring offense, as the Panthers averaged 14.12 goals per game in 2023 and stood 14th, while this past spring they were ranked 13th with an average of 13.38 goals per game. All-American attackman Brayden Mayea closed out a spectacular career as the program's record holder in career goals (168) and broke Nolting's single-season goals mark of 44 (2018) in both 2023 (45) and 2024 (46).

Nine players on the offensive side of the ball accounted for 16 First (9) or Second-Team (7) All-SoCon or All-Atlantic 10 Conference citations during Broschart's tenure at High Point.

Prior to his seven-year stint at High Point, Broschart spent a decade (2008-17) in Ann Arbor, Mich. as the defensive coordinator at the University of Michigan. Alongside former Michigan head coach John Paul, Broschart played an instrumental role in the Wolverines' transition to its current NCAA Div. I status after the completion of its 2011 club season.

Under Broschart's tutelage, long-stick midfielder Chase Brown garnered All-Big Ten honors in 2016 by leading the conference in caused turnovers. Additionally, goalkeeper Gerald Logan finished fourth in the nation in 2015 in saves per game (12.31).

Prior to the elevation of Michigan's program, the Wolverines played in the Men's Collegiate Lacrosse Association (MCLA). In his four seasons (2008-11) with the team,



Michigan put together a 76-2 record and won three MCLA titles (2018, '09, '10) in four seasons. During that time, he had a hand in all aspects of on-field coaching, while also serving as the coordinator of the team's strength and conditioning program.

Prior to his time at Michigan, he was the head coach of the MCLA Division I program at the University of Arizona for four years. He posted a 57-24 record and was the 2004 WCLL Coach of the Year.

Broschart also has U.S. National Team experience, coaching the U.S. West National Team in 2007 and leading it to victories in the Berlin Open and the Prague Cup. He also was the defensive coordinator in 2005 when the squad won the Asian Pacific Championship in Osaka, Japan.

In the fall of 2020, Broschart joined the coaching staff for the U18 Iroquois National Team.

A 2002 graduate of New York Institute of Technology, Broschart cut his teeth in the coaching ranks as a graduate assistant at his alma mater in 2003. That season the Bears posted a 14-0 record and claimed the NCAA Division II national title.

The Hicksville, N.Y., native was a three-time USILA All-America defenseman at New York Institute of Technology from 1997-2001. During his playing career, the Bears posted an impressive 40-12 record.

Broschart and his wife, Keekan, are the parents of two children, Hadley and Kase.

BLAKE MILLER

ASSISTANT COACH

Blake Miller is in his fourth year overall at the Naval Academy and second as a full-time assistant coach. He spent his first two seasons in Annapolis as the Mids' volunteer assistant coach.

Miller, a phenomenal player in his own right, has helped coach the Mids on the offensive side of the ball since his arrival in Annapolis. Last season, Miller collaborated with offensive coordinator and legendary coach Dave Cottle to lead the Mids' offensive arsenal. Navy had three players close out the season with 30 or more points, including Xavier Arline (Sr/A), who reached 40 points with 21 goals and a team-high 19 assists. Meanwhile, Henry Tolker (Jr/A) and Max Hewitt (Sr/M) turned in 37 and 32 points apiece with Tolker leading the squad with 30 goals. Hewitt and Tolker became just the 37th and 38th players, respectively, to reach the 100-point milestone in program history. Hewitt, only the 11th midfielder in program history to achieve the feat, scored his 100th point on Senior Night against Bucknell, while Tolker scored his 100th in the Mids' final game of the season vs. Lehigh in the Patriot League Semifinals.

Hewitt graduated as one of only four midfielders in school history to score 30 points in a season three times, joining Greyson Torain (2017-19), Jamie Slough (1992-94) and Mike Chanenchuk (1977-79). He is one of just eight to do it multiple times.

In 2023, Navy was faced with mounting injuries to several starters, including All-American midfielder Patrick Skalniak who missed 9 games due to a fracture to his spine, and fellow midfielder Dane Swanson who broke his foot for a second time in three seasons. Phipps and Miller were tasked with shuffling lineups (10 in 16 games) and mentoring several young players along the way.

Max Hewitt (Jr/M) emerged the leader of the offense, as the 2023 Honorable Mention All-American paced the team with 36 points on 24 goals and 12 assists. Despite nursing a season-long injury, he became only the eighth different midfielder in program history to score 30 points multiple times in a career (36 points in 2023, 32 points in 2022).

Meanwhile, Navy's attack line scored 60 goals and added 32 assists. Xavier Arline split his time with football, while Mac Haley overcame inexperience as a freshman to serve as the team's second and third-leading scorers with 33 (17G, 16A) and 30 (16G, 14A) points respectively. Henry Tolker (So/A), meanwhile, was the team's finisher, scoring a team-high 27 goals.

A starter in 15 of the 16 contests, Haley closed out his rookie campaign ranked among the top 10 in points (30) and assists (14) by a Navy freshman. He is just the 15th freshman in program history to score 30 points in a season and his 14 assists were the most by a Navy freshman since Tucker Hull and Sam Jones dealt out 15 apiece in 2011.

In his inaugural season, Miller paired up with Brad Ross to help coach the offense. Among his pupils was Patrick Skalniak (Jr/M) who was a First-Team All-Patriot League selection and received All-America recognition from the USILA, Inside Lacrosse and USA



NAVY COACHING STAFF

Lacrosse Magazine. Skalniak was named an Honorable Mention All-American by the USILA and is the first Navy offensive midfielder to garner All-America recognition since Greyson Torain in 2017. It is believed Patrick Skalniak and Philip Skalniak ('83) are Navy lacrosse's first father-son combination to earn All-America accolades. Philip Skalniak was a third-team midfielder in 1983.

Navy had five players score 30 or more points (48 by Skalniak, 38 by Dane Swanson, 38 by Nick Cole, 34 by Henry Tolker, 32 by Hewitt) for the first time in program history. Skalniak, Swanson and Hewitt became the first trio of midfielders in program history to reach the 30-point milestone this season. Only two previous occasions (Ryan Wade and Greyson Torain in 2018 and '19) has Navy had two midfielders score 30 points in the same season. Meanwhile, Skalniak's team-high 48 points (28G, 20A) tied as the third most in school history by a midfielder and the most since Ryan Wade scored 48 points in 2019.

Attackman Henry Tolker finished the season ranked among the top 10 in points, goals and assists by a Navy freshman. His 34 points are the 10th most by a Navy rookie and the most since Tucker Hull and Sam Jones recorded 38 in 2011. Tolker's 23 goals are tied for sixth on the list and the most since Hull and Jones scored 23 in 2011. Tolker's 11 assists are the 10th most by a Navy freshman and the most since Hull and Jones dealt out 15 in 2011.

Tolker is the first Navy freshman to record five hat tricks in a season since 1987 when Mike Herger, Navy's third all-time leading scorer and record holder for points and goals by a freshman, pitched seven hat tricks. Tolker is the first Navy freshman to record hat tricks in three-consecutive games (Hofstra, Manhattan, High Point) since 2003 when All-American Ian Dingman did it.

Miller arrived in Annapolis in September of 2021 after serving as the boys lacrosse offensive coordinator at Manhasset High School since 2012. Under his direction, Manhasset won three Long Island Championships (2015, '19, '21), made New York State Semifinals appearances in 2015 and '19 and punched its ticket to the 2015 New York State Championship Game. Additionally, Manhasset earned appearances in the Nassau County finals in eight of the last nine years (2013-19, '21). Miller has also served as the head coach of the New York Athletic Club's lacrosse team since 2017, leading it to the 2018 and '19 American Lacrosse League titles.

Miller was part of leading two programs to the Connecticut State Semifinals in back-to-back years - 2000 as head coach at Greenwich High School and 2001 as offensive coordinator at Darien High School. Additionally, he helped guide Darien HS to the 2001 Fairfield County Interscholastic Athletic Conference crown.

As a player, Miller earned All-America honors at Nassau Community College in 1994 before arriving at Hofstra where he would be named an Honorable Mention All-American in 1996. Additionally, he was named the 1996 North Atlantic Conference Lacrosse Player of the Year. A two-time member of the US National Team, he led the United States to gold at the 1998 World Lacrosse Championship and silver at the 2006 World Lacrosse Championship. He played professionally for the Bridgeport Barrage (2001-03), Philadelphia Barrage (2004), Long Island Lizards (2005-2010) and retired as a member of the Chesapeake Bayhawks in 2011. A six-time Major League Lacrosse (MLL) All-Star (2001-06), he was named the 2004 MLL Offensive Player of the Year after guiding the Philadelphia Barrage to the 2004 MLL Championship. The two-time MLL All-Pro (2005 and '06) holds the league record for most goals scored by a midfielder in a single season.

He also played professionally in the National Lacrosse League, seeing stints with the New York Saints (1997-2001), New Jersey Storm (2001-03), Anaheim Storm (2003-04) and New York Titans (2006-07).

Miller was inducted into the Manhasset Lacrosse Hall of Fame in 2004 and the Long Island Lacrosse Hall of Fame in 2011.

Miller and his wife Allison reside in Arnold with their children Blake and Avery.

2025 NAVY MEN'S LACROSSE

NAVY SUPPORT STAFF

MARK GOERS

DIRECTOR OF LACROSSE OPERATIONS

Mark Goers is in his 24th season serving as a member of the Navy men's lacrosse program, including his 20th as the Mids' Director of Lacrosse Operations and his sixth under Joe Ample.

Goers came to the Academy in 2002 as an assistant coach, but in 2006 transitioned into the Mids' Director of Lacrosse Operations. In that role, he oversees Navy's travel, facilities scheduling, camps and clinics, as well as other administrative duties including budget, compliance items and film.

Serving as an assistant coach from 2002-05, Goers molded the Mids into one of the most successful faceoff squads in the country. In 2004, Chris Pieczonka was ranked No. 2 nationally in faceoffs, winning 67.6 percent (173 of 256) of his draws and led Navy as a team to a tie for No. 2 in the national rankings, winning 65.5 percent (268 of 409). By virtue of his ability to face off, Pieczonka was ranked 10th nationally in ground balls, scooping up 5.81 per contest.

Another player Goers is credited in refining is two-time All-American Steve Looney. The middle of three lacrosse playing brothers, Steve was the workhorse of Navy lacrosse during his four-year career. A multi-faceted player, he saw time as a face-off specialist, a wing player on face-offs, a defensive midfielder and an offensive midfielder. Looney, the 2004 Patriot League Tournament MVP, surfaced with the ball in 2004 and '05 in nearly every ground ball opportunity.

Goers came to the Naval Academy after a three-year stint at Ohio State where he oversaw the Buckeyes' offense and face-off strategy.

A 1995 graduate of Towson, Goers was one of the most dominant faceoff specialists the sport has known and was enshrined in the Towson University Athletic Hall of Fame in October of 2016. He garnered Third-Team All-America recognition in 1994 after setting the NCAA record for single-season faceoff winning percentage (166-214, 77.6). That record stood for better than 20 years before Albany's TD Ierlan finished the 2018 season winning 79.1 percent (359-454) of the draws he took. Goers is one of just three men in NCAA history to win 75 percent or more of their faceoffs in a season (Delaware's Steve Shaw in 1985 and '86, Ierlan in 2018 and '19). Goers still holds the Towson record for career faceoff winning percentage (375-535, 70.1), a mark that stands #3 in the NCAA record book behind Denver's Trevor Baptiste (1158-1622, 71.4) and Delaware's Steve Shaw (838-1186, 70.7). Baptiste, Shaw and Goers are the only players in NCAA history to close out their careers having won at least 70 percent of their career faceoff attempts (min. 500 attempts). Additionally, Goers held Towson records in faceoffs won in a game (21 vs. Villanova in '94), ground balls in a season (127 in '94) and ground balls in a career (274, 1993-95) until 2004 when Justin Berry edged out Goers in those categories. He remains the Tigers' all-time leader in ground balls per game (10.58).

Upon graduation, he began his coaching career in 1996 as an assistant coach at his alma mater where he helped lead the Tigers to the quarterfinals of the '96 NCAA Tournament.

In 1998, he returned home and assisted his former high school coach Earl Brewer at Langely High School in Virginia, and helped to direct the prep team to the state regional finals.

Just a year later, he joined the Ohio State program that was beginning to flourish. In 2000, Goers helped develop face-off specialist Anthony Kelly to a .540 percentage — the nation's 27th-best mark.

The Fairfax, Va., native has competed for the Columbus Landsharks of the NLL and was an all-club team member for Team Toyota.

Mark and his wife, the former Jessica Anna Christina duHoffmann, reside in Kent Island with their daughter, Juliette. Their son, Will, is a freshman at the Naval Academy and a member of the Mids' men's lacrosse team.

Goers is an instructor within the Academy's Physical Education Department and in 2022 was the recipient of the Superintendent's Distinguished Athletic Leadership Award. An active member of the faculty, Goers serves on many yard-wide committees as well as representing the Physical Education Department on a global basis. In support of the State Department, Professor Goers has travelled to foreign service academies throughout Africa, as part of the Africa Military Education Program. Professor Goers assists in evaluation, redesign and implementation of physical mission training, based on the US Naval Academy's Martial Arts instruction. Under Goers' leadership, these programs have seen resounding success rates. These dramatic improvements, have resulted in much international good will, expressed from levels as high as the participating countries' Presidents.

Goers comes from an athletic family. His mother, Melissa, a graduate of Ohio Wesleyan, holds multiple indoor track records, his father, Philip, played basketball at Wittenberg and his brother, Matt, played lacrosse at Ohio State and was the team captain his senior campaign.



ROB CAMPOSA
TECHNOLOGY AND VIDEO



TIM FORD
SENIOR ASSOCIATE AD /
LACROSSE
ADMINISTRATOR



BAILEY GOGGIN
DIETITIAN



TIM MURRAY
STRENGTH &
CONDITIONING COACH



LINDSAY RILEY
ATHLETIC TRAINER



BRIAN SELLERS
EQUIPMENT OPERATIONS

2025 NAVY MEN'S LACROSSE


MIDSHIPMEN PROFILES

14 CARTER ASH

SR. | A | 6-0 | 193 | LEESBURG, VA.

2024 // Junior Year

- Closed out the year tied for 2nd on the team with 5 extra-man goals
- Scored a goal and dealt out an assist in the Mids' Patriot League Semifinal game against Lehigh
- Scored a pair of goals in Navy's Patriot League Quarterfinals game against Loyola, including his 5th man-up goal
- A sharp-shooting specialist on extra-man, he targeted both man-up shots he took in Navy's overtime win against Bucknell
- Made the start at #12 Army for an injured Tommy Hovivian ... scored his second extra-man goal of the year on his only shot of the game
- Punched in a pair of goals in Navy's win over Holy Cross, including his first-career extra-man goal ... his 2 goals were scored on 2 shots
- Dealt out an assist in the Mids' 16-8 win over Hofstra



2023 // Sophomore Year

- Played in 8 games (3 starts) in 2023, scoring a goal in each of the first 5 games he played
- Closed out the year with 12 points on 8 goals on 4 assists, while also grabbing 8 ground balls and posting 2 caused turnovers
- Punched in a goal in Navy's game against #9 Johns Hopkins
- Made his first-collegiate start in the Mids' road game against Colgate where he scored 2 goals, added a pair of ground balls and recorded a caused turnover
- Scored off an assist from Xavier Arline in the Mids' league opener against Lehigh ... it marked his first collegiate points against a Patriot League team ... also recorded his second-career caused turnover
- Punched in his fourth goal of the season on his only shot at High Point
- Was sensational against Queens where he led the team with a career-high 7 points on 3 goals and 4 assists ... he came into the game having scored just 1-career point ... scored his 3 goals on 5 shots

2022 // Freshman Year

- Made appearances in 6 contests, including making his collegiate debut in the Mids' win over Mercer where he scored his first-career goal
- Recorded his first-collegiate caused turnover in the Mids' regular-season finale against Bucknell
- Saw significant action at Lafayette as a member of the Mids' second midfield

High School

- 2021 graduate of Riverside High School in Lansdowne, Va.
- Majoring in Quantitative Economics
- Two-sport athlete who lettered in football (2) and lacrosse (4)
- Also played for the DC Express Lacrosse Club
- Two-time (2020, '21) All-District and All-Region lacrosse standout who garnered first-team accolades his senior year
- 2021 First-Team All-Loudoun County selection, he was named the LoCo Player of the Year, District Player of the Year and Region Player of the Year as a senior
- Earned 2021 US Lacrosse All-America honors
- Named the Riverside High School Scholar Athlete of the Year
- Led Riverside HS to the district and region titles his freshman, sophomore and senior years
- Riverside HS claimed the 2019 and '21 Virginia Class 5 State Championships
- Garnered All-District honors as a punter his junior year

Personal

- Son of Will and Kristan Ash
- His service assignment is Navy Pilot
- Major in Quantitative Economics, he owns a 3.13 grade-point average
- Has earned Commandant's (F2021, F2022, S2023, F2023, S2024, F2024) and Dean's (F2023, F2024) List accolades multiple times, while also being named to the Superintendent's (F2022) List
- Also considered Bucknell and Lehigh
- Cousin, William Fitzkee, is a 2003 graduate of the Naval Academy

- Father, Will, is a graduate of Gettysburg College where he was a member of the lacrosse team
- Mother, Kristan, is a 1993 graduate of Gettysburg College where she was a member of the lacrosse team ... she was a four-year starter, multiple-year team captain and the team's leading scorer
- Sister, Sydney, was a two-year (2019, '20) member of the Virginia Tech women's soccer team before transferring to Ole Miss where she is a senior defender on the Rebels' soccer squad ... did not play soccer in high school (played club), instead playing lacrosse where she was an All-State (Va.) performer

CAREER STATISTICS

Yr	GP-S	G	A	Pts	Sh	Up	GB	TO	CT
2022	6-0	1	0	1	4	0	1	2	1
2023	8-3	8	4	12	23	0	8	1	2
2024	15-1	8	2	10	19	5	3	2	0
Total	29-4	17	6	23	46	5	12	5	3

PATRIOT LEAGUE STATISTICS

Yr	GP-S	G	A	Pts	Sh	Up	GB	TO	CT
2022	5-0	0	0	0	3	0	0	1	1
2023	4-1	3	0	3	14	0	4	1	2
2024	8-1	5	0	5	7	4	0	1	0
Total	17-2	8	0	8	24	4	4	3	3

CAREER HIGHS

Goals	3 vs. Queens (2.5.23)
Assists	4 vs. Queens (2.5.23)
Points	7 vs. Queens (2.5.23)
Ground Balls	3 vs. Queens (2.5.23)
Caused Turnovers	1 (3x; last at Colgate, 3.11.23)

MISCELLANEOUS STATISTICS

Miscellaneous	'24	Career	Last
Multi-Point Gms	4	6	vs. Lehigh, 5.3.24
Multi-Goal Gms	3	5	Loyola, 4.30.24
Hat Tricks	0	1	Queens, 2.5.23
Multi-Assist Gms	0	1	Queens, 2.5.23

2022 GAME-BY-GAME

Date	Opponent	GS	G	A	Pts	Sh	Up	GB	TO	CT
2.12	Mercer		1	0	1	1	0	1	1	0
3.26	Holy Cross		0	0	0	0	0	0	0	0
4.2	Boston U.		0	0	0	2	0	0	0	0
3.9	Loyola		0	0	0	0	0	0	0	0
3.16	Lafayette		0	0	0	1	0	0	1	0
4.29	Bucknell		0	0	0	0	0	0	0	1

2023 GAME-BY-GAME

Date	Opponent	GS	G	A	Pts	Sh	Up	GB	TO	CT
2.5	Queens		3	4	7	5	0	3	0	0
2.25	High Point		1	0	1	1	0	0	0	0
3.4	Lehigh		1	0	1	3	0	1	1	1
3.11	Colgate	•	2	0	2	8	0	2	0	1
3.17	Johns Hopkins	•	1	0	1	2	0	0	0	0
3.21	Villanova	•	0	0	0	1	0	1	0	0
3.25	Holy Cross		0	0	0	2	0	0	0	0
3.31	Boston U.		0	0	0	1	0	1	0	0

2024 GAME-BY-GAME

Date	Opponent	GS	G	A	Pts	Sh	Up	GB	TO	CT
2.3	Mount St. Mary's		0	0	0	1	0	1	0	0
2.10	Hofstra		0	1	1	1	0	0	1	0
2.17	at Towson		0	0	0	1	0	0	0	0
2.24	#12 Penn State		0	0	0	0	0	0	0	0
3.2	at Boston U.		0	0	0	0	0	0	0	0
3.9	at Lehigh		0	0	0	1	0	0	0	0
3.19	Villanova		0	0	0	3	0	2	0	0

2025 NAVY MEN'S LACROSSE

MIDSHIPMEN PROFILES

3.23	Holy Cross	2	0	2	2	1	0	0	0
3.30	Colgate	0	0	0	1	0	0	0	0
4.6	at Lafayette	0	0	0	0	0	0	0	0
4.13	at #12 Army	1	0	1	1	1	0	0	0
4.19	Loyola	0	0	0	0	0	0	1	0
4.26	Bucknell	2	0	2	2	2	0	0	0
4.30	Loyola	2	0	2	3	1	0	0	0
5.3	vs. Lehigh	1	1	2	3	0	0	0	0

42 TRISTAN BACH

FR. | D | 5-10 | 200 | NISKAYUNA, N.Y.

High School

- 2023 graduate of The Taft School in Watertown, Conn.
- Attended Niskayuna High School his freshman and sophomore years before reclassifying at The Taft School where he completed his sophomore, junior and senior years
- Three-year lacrosse letter winner
- Garnered All-New England Preparatory School Athletic Council (NEPSAC) Honorable Mention his senior year
- Led The Taft School to the Founders League Championship his sophomore and junior years, while also winning the section championship as a freshman



Personal


- Son of Adam and Laura Bach
- Also considered Colgate

44 RORY BLANCHARD

FR. | FO | 5-11 | 193 | NEW MARKET, MD.

High School

- 2023 graduate of Oakdale High School in Ijamsville, Md.
- Three-sport standout who earned letters in football (2), lacrosse (4) and wrestling (3)
- Four-time First-Team All-County performer in lacrosse
- Served as lacrosse team captain
- Led Oakdale to a pair of region titles



Personal

- Son of Rich and Tristen Blanchard
- Major undeclared, he owns a 3.66 grade-point average
- Has earned Dean's (F2024) List accolades
- Stands #212 in Academic Order of Merit among the Class of 2028 (1,162 students)
- Attended Howard Community College in Columbia, Md. during the 2023-24 academic year
- Also considered Sacred Heart and NJIT

38 CHARLIE BRADY


SR. | DM | 5-10 | 164 | ANNAPOLIS, MD.

2024 // Junior Year

- Appeared in 5 games, including conference contests against Lehigh and Holy Cross

2023 // Sophomore Year

- Appeared in 4 contests in 2023, grabbing a pair of ground balls and posting an assist
- Saw action for an injured Jackson Peters against Lafayette where he grabbed a ground ball
- Navy's defensive unit held Lafayette to its second-fewest goals of the season with 6 and fewest since the Leopards lost



a 14-5 decision to Delaware in the second week of the season ... Navy held Lafayette scoreless for the first 14:19 of the game ... after the Leopards got to within one (6-5) in the third quarter, the Mids held them without a goal for the next 19 minutes, giving up a goal with 1:00 left in the game

- Picked up his first-career ground ball in the loss to Manhattan
- Recorded his first-collegiate point in the win over Queens where he dealt out an assist to Carter Ash

2022 // Freshman Year

- Made his collegiate debut in the Mids' Patriot League contest against Loyola

High School

- 2020 graduate of St. Mary's High School in Annapolis, Md.
- Two-sport athlete who lettered in football (2) and lacrosse (2)
- Garnered All-MIAA Conference honors as a senior safety on the football team
- Led St. Mary's HS to the MIAA B Conference Championship his junior year
- Recipient of the President's Award for Educational Excellence

Personal

- Son of Edward and Kristin Brady
- His service assignment is Marine Corps Pilot
- Majoring in Quantitative Economics
- Attended the Naval Academy Prep School during the 2020-21 academic year
- Grandfather, Frank Brady, is a 1953 graduate of the Naval Academy and was a two-year football letter winner
- Father, Edward, is a 1989 graduate of Delaware where he was a four-year member of the lacrosse team
- Cousin, Rich Dion, is a senior at Delaware and is a member of the lacrosse team (defense)
- Cousin, Madeline Dion, is a 2017 graduate of Michigan where she was a four-year women's lacrosse letter winner (2014-17) ... she garnered All-Big Ten recognition as a junior ... she started 50 of the 67 games in which she played as a midfielder for the Wolverines
- High school teammates Nick Golini (So) and William Goers (Fr) are also members of the Navy lacrosse team

CAREER STATISTICS

Yr	GP-S	G	A	Pts	Sh	GB	TO	CT
2022	1-0	0	0	0	0	0	0	0
2023	4-0	0	1	1	0	2	0	0
2024	5-0	0	0	0	0	0	0	0
Total	10-0	0	1	1	0	2	0	0

PATRIOT LEAGUE STATISTICS

Yr	GP-S	G	A	Pts	Sh	GB	TO	CT
2022	1-0	0	0	0	0	0	0	0
2023	2-0	0	0	0	0	1	0	0
2024	2-0	0	0	0	0	0	0	0
Total	5-0	0	0	0	0	1	0	0

CAREER HIGHS

Goals	---
Assists	1 vs. Queens (2.5.23)
Points	1 vs. Queens (2.5.23)
Ground Balls	1 (2x; last vs. Lafayette, 4.15.23)
Caused Turnovers	---

2022 GAME-BY-GAME

Date	Opponent	GS	G	A	Pts	Sh	GB	TO	CT
4.9	Loyola		0	0	0	0	0	0	0

2023 GAME-BY-GAME

Date	Opponent	GS	G	A	Pts	Sh	GB	TO	CT
2.5	Queens		0	1	1	0	0	0	0
2.18	Manhattan		0	0	0	0	1	0	0
4.15	Lafayette		0	0	0	0	1	0	0
4.28	Bucknell		0	0	0	0	0	0	0



2025 NAVY MEN'S LACROSSE

MIDSHIPMEN PROFILES

2024 GAME-BY-GAME

Date	Opponent	GS	G	A	Pts	Sh	GB	TO	CT
2.3	Mount St. Mary's		0	0	0	0	0	0	0
2.10	Hofstra		0	0	0	0	0	0	0
2.17	at Towson		0	0	0	0	0	0	0
3.9	at Lehigh		0	0	0	0	0	0	0
3.23	Holy Cross		0	0	0	0	0	0	0


58 JOEY BUCCI

SO. | FO | 5-11 | 200 | WEST CHESTER, PA.

• 2024 Patriot League Academic Honor Roll

2024 // Freshman Year

- Tried out for the team in the fall as a walk-on
- Closed out the year winning 16 of the 26 draws (61.5) he took and grabbed 8 ground balls
- Entered the Holy Cross game in the second half in relief of an injured Zach Hayashi ... went on to earn Patriot League Rookie-of-the-Week laurels for winning 10 of the 14 draws he took, including 5 of the 6 in the third quarter when the Mids went on a 5-0 run to pull away from the Crusaders ... also picked up a career-high 5 ground balls.
- Made his Patriot League debut at Boston U. where he won 1 of the final 2 draws of the game
- Was 1 for 2 in the Mids' win over Hofstra
- Made his debut in the Mids' opener against Mount St. Mary's where he won 4 of the 7 draws he took and picked up a ground ball



High School

- 2022 graduate of Malvern Preparatory School in Malvern, Pa.
- Two-year lacrosse letter winner
- Led Malvern Prep to back-to-back (2021-22) Inter-Ac Lacrosse Championships
- Founding member of the CSItizen Speaker Series and Scholarship Initiative at Malvern Prep
- Named to the Blessed Bellisini Honors Society

Personal

- Son of Paul and Colleen Bucci
- Majoring in History, he owns a 3.41 grade-point average
- Has earned Commandant's (F2023, S2024) List accolades multiple times
- Attended the Hill School during the 2022-23 academic year
- Grandfather, Ronald J. Bosken, is a 1964 graduate of the Naval Academy
- Cousin, Jimmy Gabrielsen, is a 2022 graduate of Villanova where he was a member of the lacrosse team (2019-23 / graduate year)
- Cousin, Ryan Antell, is a 2019 graduate of Fairfield where he was a member of the lacrosse team (2016-17)
- Uncle, Stephen Bosken, is a graduate of Saint Joseph's where he was a member of the baseball team (1987-89)

CAREER STATISTICS

Yr	GP-S	G	A	Pts	Sh	GB	TO	CT	FO	Pct
2024	5-0	0	0	0	0	8	2	0	16-26	61.5
Total	5-0	0	0	0	0	8	2	0	16-26	61.5

PATRIOT LEAGUE STATISTICS

Yr	GP-S	G	A	Pts	Sh	GB	TO	CT	FO	Pct
2024	2-0	0	0	0	0	6	2	0	11-16	68.8
Total	2-0	0	0	0	0	6	2	0	11-16	68.8

CAREER HIGHS

Goals	---
Assists	---
Points	---
Ground Balls	5 vs. Holy Cross (3.23.24)
FO Wins	10 vs. Holy Cross (3.23.24)
FO Attempts	14 vs. Holy Cross (3.23.24)
FO Pct. (10 min)	71.4 (10-14) vs. Holy Cross (3.23.24)

2024 GAME-BY-GAME

Date	Opponent	G	A	Pts	Sh	GB	TO	CT	FO	Pct
2.3	Mount St. Mary's	0	0	0	0	1	0	0	4-7	57.1
2.10	Hofstra	0	0	0	0	1	0	0	1-2	50.0
2.24	#12 Penn State	0	0	0	0	0	0	0	0-1	00.0
3.2	at Boston U.	0	0	0	0	1	0	0	1-2	50.0
3.23	Holy Cross	0	0	0	0	5	2	0	10-14	71.4

30 MATT BYRNES


SO. | A | 6-0 | 176 | WANTAGH, N.Y.

2024 // Freshman Year

- Appeared in each of the first-two contests, including making his collegiate debut in the Mids' opener against Mount St. Mary's

High School

- 2022 graduate of Chaminade High School in Mineola, N.Y.
- Two-sport athlete who earned letters in lacrosse (4) and football (2)
- Member of the Chaminade football team that captured the NYCHSFL AA1 Championship his sophomore year
- Member of the National Honor Society



Personal

- Son of James and Diane Byrnes
- Majoring in English
- Attended the Naval Academy Prep School during the 2022-23 academic year where he was the captain of the lacrosse team
- Originally committed to Sacred Heart
- Father, James, is a graduate of St. John's where he was a member of the football team (1987-89) and was a two-time All-Liberty Conference center
- High school teammates Jack Flaherty (Jr), Patrick Flaherty (Fr), Ryan Landolphi (So) and Aidan Lough (So) are also member of the Navy lacrosse team

CAREER STATISTICS

Yr	GP-S	G	A	Pts	Sh	Up	GB	TO	CT
2024	4-0	0	0	0	1	0	0	0	0
Total	4-0	0	0	0	1	0	0	0	0

PATRIOT LEAGUE STATISTICS

Yr	GP-S	G	A	Pts	Sh	Up	GB	TO	CT
2024	1-0	0	0	0	1	0	0	0	0
Total	1-0	0	0	0	1	0	0	0	0

CAREER HIGHS

Goals	---
Assists	---
Points	---
Ground Balls	---
Caused Turnovers	---

2025 NAVY MEN'S LACROSSE

MIDSHIPMEN PROFILES

2024 GAME-BY-GAME

Date	Opponent	GS	G	A	Pts	Sh	Up	GB	TO	CT
2.3	Mount St. Mary's		0	0	0	0	0	0	0	0
2.10	Hofstra		0	0	0	0	0	0	0	0
3.19	Villanova		0	0	0	0	0	0	0	0
3.23	Holy Cross		0	0	0	1	0	0	0	0

19 CHAD CONNOLLY

JR. | DM | 6-1 | 219 | HUNTINGTOWN, MD.

• 2023 Patriot League Academic Honor Roll

2024 // Sophomore Year

- Appeared in 11 of Navy's 16 games where he produced 3 caused turnovers, 6 ground balls and 3 points (1G, 2A)
- He was part of a unit that was ranked 24th nationally and led the Patriot League in scoring defense (10.75) ... the Mids held 7 of their 16 opponents to single digits (Mount St. Mary's, Hofstra, Boston U., Johns Hopkins, Holy Cross, Colgate, Lafayette)
- Member of a Navy defensive unit that held Loyola scoreless for 22:58 between the 3rd (13:03) and 4th (5:05) quarters in the Patriot League Quarterfinals ... it allowed Navy to go on a 3-0 run and take the lead for good
- Punched in his 1st goal of the season and 2nd of his career off and assist from long-stick midfielder AJ Marsh in transition against Loyola
- Navy's defense held #12 Army scoreless for 27:27, including the entire 3rd quarter, allowing the Mids to go on a 5-0 run and tie the game early in the 4th quarter
- Led a Navy defensive effort that held Lafayette to single digits for the 22nd time in the 25-game series history ... it marked the 7th time this spring Navy has held an opponent under 10 goals
- Navy's defensive unit held #17 Colgate to just 2 goals over nearly a 30-minute stretch (8:06 1Qtr - 8:26 4Qtr), allowing Navy to overcome an early 4-0 deficit and eventual 10-9 win ... the Mids held Colgate, who came into the game averaging 13.00 goals per game, to single digits (9) for just the 2nd time (Villanova) this season
- Returned to the field in Navy's win over #8 Johns Hopkins, his first appearance since an injury prior to the Towson contest ... part of a Navy defense that held Johns Hopkins to single digits for the first time this season (avg. 13.00) ... also held the Blue Jays to just 3 goals over the final 48-plus minutes, including forcing scoring droughts of 22:41 between the 1st and 3rd quarters and 19:21 between the 3rd and 4th quarters
- Member of Navy's defensive unit that held Hofstra scoreless for over 19 minutes between the 1st and 3rd quarters, allowing Navy to put together a 6-0 run and hold an 8-2 halftime lead and eventual 16-8 win
- Dealt out his second assist of the season (and his career)
- Part of a defensive effort that held Mount St. Mary's to just 6 goals in the opener ... recorded a caused turnover, ground ball and dealt out his first-career assist



2023 // Freshman Year

- Appeared in 14 of Navy's 16 contests where he recorded 6 ground balls, a caused turnover and scored a goal
- Member of a defensive unit that closed out 2023 ranked 10.44 nationally and #2 in the Patriot League in scoring defense, holding opponents to 10.44 goals per game
- Navy's defensive unit held Lafayette to its second-fewest goals of the season with 6 and fewest since the Leopards lost a 14-5 decision to Delaware in the second week of the season ... Navy held Lafayette scoreless for the first 14:19 of the game ... after the Leopards got to within one (6-5) in the third quarter, the Mids held them without a goal for the next 19 minutes, giving up a goal with 1:00 left in the game
- Part of a Navy's defense that held Boston U., the nation's 8th-ranked scoring offense (14.75), to single digits for the first time since last year's NCAA Tournament game against Princeton
- Produced his first-career caused turnover in the Mids' conference win at Holy Cross
- Scored his first-collegiate goal off an assist from Anthony Ghobriel in the Mids' loss at High Point
- Navy's defense is now 65-1 since 2003 (7-0 under Amplo) when holding an opponent to 5 or fewer goals after defeating Queens 19-5 ... the Mids held the Royals scoreless for the first 34 minutes of the contest before allowing a goal

- Part of a defensive unit that held Mount St. Mary's to just 2 goals in the first half en route to a 13-7 victory in the opener ... turned in a pair of caused turnovers
- Made his collegiate debut in the Mids' opener against Mount St. Mary's

High School

- 2022 graduate of Huntingtown High School in Huntingtown, Md.
- Two-sport athlete who earned letters in football (3) and lacrosse (4)
- Two-year captain (2021, '22) of the lacrosse team, who garnered all-conference honors as a sophomore and junior
- Led Huntingtown to 2 conference titles, 3 region titles and a the 2022 State 2A Championship Game in lacrosse
- Three-time all-conference (2019, '20, '21) football selection who also garnered All-State (Md.) and All-Met honors as a senior while serving as team captain
- Named the 2021 Southern Maryland Athletic Conference Defensive Player of the Year in football ... recorded 101 tackles, 18 tackles for loss and 4 sacks his senior year
- Led Huntingtown to 3 conference titles, 3 region titles and a pair of state semifinal appearances in football
- Member of the National Honor Society
- Peer tutor / mentor for struggling students both academically and socially
- Drew interest from and took recruiting visits to Georgetown and Yale

Personal

- Son of Bill and Nicole Connolly
- Majoring in Operations Research, he owns a 3.27 grade-point average
- Has earned Commandant's (F2022) List accolades
- Brother, Trent, is a senior at Wingate College in North Carolina and a member of the lacrosse team

CAREER STATISTICS

Yr	GP-S	G	A	Pts	Sh	GB	TO	CT
2023	14-0	1	0	1	2	6	0	1
2024	11-0	1	2	3	3	6	2	3
Total	25-0	2	2	4	5	12	2	4

PATRIOT LEAGUE STATISTICS

Yr	GP-S	G	A	Pts	Sh	GB	TO	CT
2023	7-0	0	0	0	1	2	0	1
2024	5-0	1	0	1	2	4	1	1
Total	12-0	1	0	1	3	6	1	2

CAREER HIGHS

Goals	1 (2x; last vs. Loyola, 4.19.24)
Assists	1 (2x; last vs. Hofstra, 2.10.24)
Points	1 (4x; last vs. Loyola, 4.19.24)
Ground Balls	2 vs. Queens (2.5.23)
Caused Turnovers	1 (4x; last at Lafayette, 4.6.24)

2023 GAME-BY-GAME

Date	Opponent	GS	G	A	Pts	Sh	GB	TO	CT
2.4	Mount St. Mary's		0	0	0	0	1	0	0
2.5	Queens		0	0	0	0	2	0	0
2.11	Hofstra		0	0	0	0	0	0	0
2.18	Manhattan		0	0	0	0	1	0	0
2.25	High Point		1	0	1	1	0	0	0
3.4	Lehigh		0	0	0	0	0	0	0
3.11	Colgate		0	0	0	0	0	0	0
3.17	Johns Hopkins		0	0	0	0	0	0	0
3.21	Villanova		0	0	0	0	0	0	0
3.25	Holy Cross		0	0	0	0	1	0	1
3.31	Boston U.		0	0	0	0	1	0	0
4.7	Loyola		0	0	0	0	0	0	0
4.15	Lafayette		0	0	0	1	0	0	0
4.22	Army		0	0	0	0	0	0	0



2025 NAVY MEN'S LACROSSE

MIDSHIPMEN PROFILES

2024 GAME-BY-GAME

Date	Opponent	GS	G	A	Pts	Sh	GB	TO	CT
2.3	Mount St. Mary's		0	1	1	1	1	0	1
2.10	Hofstra		0	1	1	0	1	0	0
3.15	at #8 Johns Hopkins		0	0	0	0	0	1	1
3.19	Villanova		0	0	0	0	0	0	0
3.30	#17 Colgate		0	0	0	0	1	0	0
4.6	at Lafayette		0	0	0	0	1	0	1
4.13	at #12 Army		0	0	0	0	1	1	0
4.19	Loyola		1	0	1	2	1	0	0
4.26	Bucknell		0	0	0	0	0	0	0
4.30	Loyola		0	0	0	0	0	0	0
5.3	vs. Lehigh		0	0	0	0	0	0	0

3 EVAN CONWAY

SR. | M | 5-10 | 188 | CHARLESTON, S.C.

2024 // Junior Year

- Appeared in 15 games and earned his first-career start ... closed out the year with 5 points on 2 goals and 3 assists
- Recorded his 3rd consecutive-game with a point, as he dealt out an assist in Navy's Patriot League Quarterfinals win over Loyola
- Made his first-collegiate start in the Mids' overtime win against Bucknell ... dealt out an assist on Max Hewitt's second goal of the game
- Played the majority of the Loyola game as a member of the 1st midfield where he scored his 2nd-career goal
- Dealt out an assist to Keegan Houser during Navy's 5-0 third quarter run en route to a 17-7 win over Holy Cross
- Scored his first-collegiate goal in the Mids' overtime win against #8 Johns Hopkins ... the goal helped spark a 5-0 run by Navy that allowed the Mids to recover from an early 6-1 deficit



2023 // Sophomore Year

- Saw action in 7 games, including conference games against Colgate and Loyola
- Dealt out an assist to Henry Tolker against Mount St. Mary's in the opener

2022 // Freshman Year

- Appeared in 6 contests, including making his collegiate debut in the Mids' win over Mercer
- Recorded the first point of his collegiate career with his assist on Jack Sweeney's extra-man goal against Colgate
- Member of Navy's extra-man squad at Lehigh in the Patriot League opener

High School

- 2020 graduate of IMG Academy in Bradenton, Fla.
- Attended Oceanside Collegiate Academy as a freshman and sophomore, before transferring to IMG Academy for his final two years
- Led Oceanside Collegiate Academy to a 15-5 victory over Greenville HS to win the 2018 South Carolina Class AAAA State Championship

Personal

- Son of Edward and Suzanne Conway
- His service assignment is Cryptologic Warfare
- Majoring in Mathematics with Economics
- Attended IMG Academy (postgrad) during the 2020-21 academic year

CAREER STATISTICS

Yr	GP-S	G	A	Pts	Sh	Up	GB	TO	CT
2022	6-0	0	1	1	1	0	0	0	0
2023	7-0	0	1	1	2	0	0	0	0
2024	15-1	2	3	5	20	0	2	4	0
Total	28-1	2	5	7	23	0	2	4	0

PATRIOT LEAGUE STATISTICS

Yr	GP-S	G	A	Pts	Sh	Up	GB	TO	CT
2022	5-0	0	1	1	0	0	0	0	0
2023	2-0	0	0	0	0	0	0	0	0
2024	7-1	1	2	3	5	0	0	2	0
Total	14-1	1	3	4	5	0	0	2	0

CAREER HIGHS

Goals	1 (2x; last vs. Loyola, 4.19.24)
Assists	1 (5x; last vs. Loyola, 4.30.24)
Points	1 (7x; last vs. Loyola, 4.30.24)
Ground Balls	1 (2x; last at Towson, 2.17.24)
Caused Turnovers	---

2022 GAME-BY-GAME

Date	Opponent	GS	G	A	Pts	Sh	Up	GB	TO	CT
2.12	Mercer		0	0	0	1	0	0	0	0
3.5	Lehigh		0	0	0	0	0	0	0	0
3.13	Colgate		0	1	1	0	0	0	0	0
3.26	Holy Cross		0	0	0	0	0	0	0	0
4.2	Boston U.		0	0	0	0	0	0	0	0
4.9	Loyola		0	0	0	0	0	0	0	0

2023 GAME-BY-GAME

Date	Opponent	GS	G	A	Pts	Sh	Up	GB	TO	CT
2.4	Mount St. Mary's		0	1	1	1	0	0	0	0
2.5	Queens		0	0	0	1	0	0	0	0
2.11	Hofstra		0	0	0	0	0	0	0	0
2.18	Manhattan		0	0	0	0	0	0	0	0
3.11	Colgate		0	0	0	0	0	0	0	0
3.21	Villanova		0	0	0	0	0	0	0	0
4.7	Loyola		0	0	0	0	0	0	0	0

2024 GAME-BY-GAME

Date	Opponent	GS	G	A	Pts	Sh	Up	GB	TO	CT
2.3	Mount St. Mary's		0	0	0	1	0	1	1	0
2.10	Hofstra		0	0	0	3	0	0	0	0
2.17	at Towson		0	0	0	2	0	1	0	0
2.24	#24 Penn State		0	0	0	3	0	0	0	0
3.2	at Boston U.		0	0	0	1	0	0	0	0
3.15	at #8 Johns Hopkins		1	0	1	2	0	0	1	0
3.19	Villanova		0	0	0	0	0	0	0	0
3.23	Holy Cross		0	1	1	1	0	0	0	0
3.30	#17 Colgate		0	0	0	0	0	0	0	0
4.6	at Lafayette		0	0	0	0	0	0	0	0
4.13	at #12 Army		0	0	0	0	0	0	0	0
4.19	Loyola		1	0	1	2	0	0	1	0
4.26	Bucknell		0	1	1	1	0	0	1	0
4.30	Loyola		0	1	1	1	0	0	0	0
5.3	vs. Lehigh		0	0	0	0	0	0	0	0

55 ANDREW DALY


FR. | LSM | 5-6 | 153 | WAYNE, N.J.

High School

- 2023 graduate of Seton Hall Preparatory School in West Orange, N.J.
- Two-sport standout who earned letters in football (3) and lacrosse (3)

Personal

- Son of Dan and Tara Taly
- Attended the Naval Academy Prep School in Newport, R.I. during the 2023-24 academic year
- Father, Daniel, is a 1996 graduate of Saint Peter's where he



2025 NAVY MEN'S LACROSSE

MIDSHIPMEN PROFILES

- was a member of the baseball team
- Brother, Dan, is a junior at the Naval Academy and an All-Patriot League goalkeeper on the Navy lacrosse team

1 DAN DALY

JR. | GK | 5-10 | 188 | WAYNE, N.J.

• 2024 Second-Team All-Patriot League

- A starter in 18 (2 Fr // 16 So) of the 22 games in which he has played during his career
- With 213-career saves, he is just 22 saves shy of joining Navy's career top-20 leader board



2024 // Sophomore Year

- Garnered Second-Team All-Patriot League recognition in his first year as the Mids' starting goalkeeper
- Navy's starting goalkeeper in all 16 contests, he ranked #23 nationally / #1 in the Patriot League in goals-against average (10.69), #25 / 2 in save % (53.5) and #30 / 4 in saves per game (11.94)
- As a unit, Navy was ranked 24th nationally and led the Patriot League in scoring defense (10.75) ... the Mids held 7 of their 16 opponents to single digits (Mount St. Mary's, Hofstra, Boston U., Johns Hopkins, Holy Cross, Colgate, Lafayette)
- Closed out the season with 191 saves, the 6th most in Navy history and the most by a Navy goalkeeper since Mickey Jarboe won the Kelly Award in 1999 and posted 215 saves ... he is 1 of only 2 goalkeepers to rank among Navy's top 10 list since 2000
- Daly broke Navy postseason records for most saves in a Patriot League Tournament game (18 vs. Loyola) and most saves for the entire tournament (25 vs. Loyola and Lehigh) ... Matt Russell previously held both records 12 in a game (Colgate, 4.30.04) and 21 in a tournament (Colgate and Hobart in 2004)
- Turned in 7 saves and allowed 12 goals in 59 minutes of action against Lehigh in the Patriot League Semifinals
- Played his best game to date, making a career-high 18 saves, including 6 stops in the 4th quarter in the Patriot League Quarterfinals win over Loyola ... collectively, Navy's defense held Loyola scoreless for 22:58 between the 3rd (13:03) and 4th (5:05) quarters ... it allowed Navy to go on a 3-0 run and take the lead for good
- Produced 14 saves in the Mids' overtime win over Bucknell, including a huge stop in overtime on a 12-yard wide-open shot by Hans Huber
- Recorded 12 saves and allowed 12 goals against Loyola
- Led a Navy defense that held #12 Army scoreless for 27:27, including the entire 3rd quarter, allowing the Mids to go on a 5-0 run and tie the game early in the 4th quarter
- Turned in 14 saves against the Black Knights
- Led a Navy defensive effort that held Lafayette to single digits for the 22nd time in the 25-game series history ... it marked the 7th time this spring Navy has held an opponent under 10 goals
- Navy's defensive unit held #17 Colgate to just 2 goals over nearly a 30-minute stretch (8:06 1Qtr - 8:26 4Qtr), allowing Navy to overcome an early 4-0 deficit and eventual 10-9 win ... the Mids held Colgate, who came into the game averaging 13.00 goals per game, to single digits (9) for just the 2nd time (Villanova) this season
- Produced 15 saves against the Raiders, including 10 in the opening half
- Made 7 saves and allowed 5 goals in nearly 50 minutes of action against Holy Cross before handing over the duties to seniors Gabe Craven and Andrew Calabrese
- Part of a defensive effort that held Holy Cross scoreless for 23:19 (2nd-4th Qtr), the longest scoring drought by a Navy opponent this season ... during that time, Navy went on a 7-0 run to extend a 1-goal lead (5-4) to an 8-goal advantage (12-4)
- Turned in 15 saves in the Mids' loss to Villanova
- Helped spearhead a Navy defense that held #8 Johns Hopkins to single digits for the first time this season (avg. 13.00) ... also held the Blue Jays to just 3 goals over the final 48-plus minutes, including forcing scoring droughts of 22:41 between the 1st and 3rd quarters and 19:21 between the 3rd and 4th quarters
- Made 12 saves against the Blue Jays, including 5 stops in the 4th frame
- Turned in 10 saves while yielding 12 goals to Lehigh
- Recorded 14 saves at Boston U. where he allowed 9 goals ... game up with one of the biggest saves of his career with 2 seconds remaining in the opening half, stopping a point-blank shot by Brenden Kelly and securing the Mids' 1-goal lead at the break

- Navy's defense held BU scoreless for nearly 22 minutes between the 2nd (3:33) and 4th (11:44) quarters, while Navy went on a 5-0 run and built a 6-goal advantage (12-6) ... the Mids contained the high-powered offense that entered the game averaging 13.5 goals per game
- Recorded a 14 saves, while allowing 13 goals against #12 Penn State
- Allowed 17 goals while making 10 saves in the loss at Towson
- Part of a defensive unit that held Hofstra scoreless for over 19 minutes between the 1st and 3rd quarters, allowing Navy to put together a 6-0 run and hold an 8-2 halftime lead and eventual 16-8 win
- Made 12 saves and allowed 6 goals against the Pride
- Making his 3rd-career start, he made 7 saves and allowed 4 goals in 45 minutes of action against Mount St. Mary's in the opener ... also grabbed a career-high 5 ground balls

2023 // Freshman Year

- Played in 6 games, including earning a pair of starts
- Finished the year with an 11.73 goals-against average and 44.9 save percentage in 138 minutes of action
- Played the final 3 minutes at Villanova where he made a save
- Earned the start in the Mids' road loss at Colgate where he allowed 9 goals and made 3 saves in just under 21 minutes of play
- Made 4 saves and allowed 5 goals in 30 minutes of action against Manhattan
- Played the second half of the Hofstra game where he made a career-high 6 saves and allowed 8 goals
- Made his first-collegiate start in the win over Queens where he made 5 saves and held the Royals scoreless in just under 24 minutes of action
- Made his collegiate debut against Mount St. Mary's in the opener ... played the second half where he made 3 stops and allowed 5 goals

High School

- 2021 graduate of Wayne Hills High School in Wayne, N.J.
- Two-sport athlete who earned letters in football (3) and lacrosse (4)
- A four-star recruit, he was ranked #65 among the Inside Lacrosse / EVOShield Power 100 Freshman Rankings
- Named a US Lacrosse All-American, the New Jersey Goalkeeper of the Year and Division Player of the Year as a senior
- He broke the Wayne Hills HS career saves record as just a sophomore and finished with 504 saves
- Served as captain of the lacrosse team as a junior and senior
- 2021 Mini Max Award winner from the Maxwell Football Club
- Broke the Wayne Hills HS record for career tackles (243, 31 gms) ... previous record was 242 tackles in 36 games set in 2018 by Jason Modak
- Named the Passaic County Student-Athlete of the Year as a senior
- Led Wayne Hills HS to the Passaic County title in lacrosse as a freshman and sophomore
- Led Wayne Hills HS to the state title in football his sophomore year

Personal

- Son of Daniel and Tara Daly
- Majoring in Ocean Engineering, has earned Commandant's (S2023) List accolades
- Attended the Naval Academy Prep School during the 2021-22 academic year
- Member of the Dean's List at NAPS and was a 2022 Honor Graduate from NAPS presented by the Marine Corps Association
- Father, Daniel, is a 1996 graduate of Saint Peter's where he was a member of the baseball team
- Brother, Andrew, is a freshman at the Naval Academy and also a member of the Navy lacrosse team
- Drew interest from and took recruiting visits to Maryland, Notre Dame and Ohio State



2025 NAVY MEN'S LACROSSE

MIDSHIPMEN PROFILES

CAREER STATISTICS

Yr	GP-S	Min.	GA	GAA	Sv	Sv%	Rec
2023	6-2	138:03	27	11.73	22	44.9	1-2
2024	16-16	932:03	166	10.69	191	53.5	9-7
Total	22-18	1070:06	193	10.82	213	52.5	10-9

PATRIOT LEAGUE STATISTICS

Yr	GP-S	Min.	GA	GAA	Sv	Sv%	Rec
2023	1-1	20:58	9	25.76	3	25.0	0-1
2024	8-8	471:57	81	10.30	96	54.2	5-3
Total	9-9	492:55	90	10.95	99	52.4	5-4

CAREER HIGHS

Goals Allowed	17 at Towson (2.17.24)
Saves	18 vs. Loyola (4.30.24)
Save Pct.	1.000 (5 Sv, 0 GA) vs. Queens (2.5.23)
Ground Balls	5 vs. Mount St. Mary's (2.3.24)
Caused Turnovers	1 at Towson (2.17.24)

2023 GAME-BY-GAME

Date	Opponent	GS	Min	GA	Sv	Sv%	GB	TO	CT
2.4	Mount St. Mary's		30:00	5	3	37.5	0	0	0
2.5	Queens	•	23:46	0	5	1.000	1	0	0
2.11	Hofstra		30:00	8	6	42.9	0	0	0
2.18	Manhattan		30:00	5	4	44.4	1	1	0
3.11	Colgate	•	20:58	9	3	25.0	0	0	0
3.21	Villanova		3:19	0	1	1.000	0	0	0

2024 GAME-BY-GAME

Date	Opponent	GS	Min	GA	Sv	Sv%	GB	TO	CT
2.3	Mount St. Mary's		45:00	4	7	63.6	5	0	0
2.10	Hofstra	•	55:24	6	12	66.7	3	0	0
2.17	at Towson	•	60:00	17	10	37.0	3	0	1
2.24	#12 Penn State	•	60:00	13	14	51.9	4	2	0
3.2	at Boston U.	•	60:00	9	14	60.9	2	1	0
3.9	at Lehigh	•	60:00	12	10	45.5	1	1	0
3.15	at #8 Johns Hopkins	•	60:44	9	12	57.1	3	1	0
3.19	Villanova	•	60:00	14	15	51.7	1	1	0
3.23	Holy Cross	•	49:50	5	7	58.3	2	0	0
3.30	#17 Colgate	•	60:00	9	15	62.5	1	1	0
4.6	at Lafayette	•	60:00	9	10	52.6	3	0	0
4.13	at #12 Army	•	60:00	13	14	51.9	1	0	0
4.19	Loyola	•	60:00	12	12	50.0	1	0	0
4.26	Bucknell	•	62:07	12	14	53.8	1	0	0
4.30	Loyola	•	60:00	10	18	64.3	1	1	0
5.3	vs. Lehigh	•	58:58	12	7	36.8	2	0	0

NAVY CAREER SAVES LEADER BOARD (1956-PRESENT)

---	701	Mickey Jarboe	1997-00
15.	314	Pat Ryan	2020-23
16.	274	Ray Finnegan	1973-74
17.	269	Steve Soroka	1970-72
18.	239	Jon Higdon	1999-02
19.	237	Dennis Wedekind	1963-65
20.	235	Mickey Reeves	1958-59
NR	213	DAN DALY	2023-PRESENT


NAVY SINGLE-SEASON SAVES LEADER BOARD (1956-PRESENT)

1.	236	Bill Mueller	1975
2.	215	Mickey Jarboe	1999
3.	201	Garrett Luebker	1996
4.	196	Bill Mueller	1976
5.	193	Joe Donnelly	1987
6.	191	DAN DALY	2024
7.	188	RJ Wickham	2010

59 JACOB DARROW

SR. | D | 5-10 | 189 | MILLERSVILLE, MD.

- Has appeared in 23 games over his career (3 Fr // 4 So // 16 Jr), including making his collegiate debut in the Mids' win over Mercer (2.12.22)



2024 // Junior Year

- Had a breakout year that saw him play in all 16 contests, record 16 ground balls and force 8 opponent turnovers
- He was part of a unit that was ranked 24th nationally and led the Patriot League in scoring defense (10.75) ... the Mids held 7 of their 16 opponents to single digits (Mount St. Mary's, Hofstra, Boston U., Johns Hopkins, Holy Cross, Colgate, Lafayette)
- Member of a Navy defensive that held Loyola scoreless for 22:58 between the 3rd (13:03) and 4th (5:05) quarters in the Patriot League Quarterfinals ... it allowed Navy to go on a 3-0 run and take the lead for good
- Navy's defense held #12 Army scoreless for 27:27, including the entire 3rd quarter, allowing the Mids to go on a 5-0 run and tie the game early in the 4th quarter
- Led a Navy defensive effort that held Lafayette to single digits for the 22nd time in the 25-game series history ... it marked the 7th time this spring Navy has held an opponent under 10 goals
- Pitched in a pair of caused turnovers and ground balls in the win over the Leopards, while holding starting middle Riley Sullivan to no points and without a shot in the game
- Navy's defensive unit held #17 Colgate to just 2 goals over nearly a 30-minute stretch (8:06 1Qtr - 8:26 4Qtr), allowing Navy to overcome an early 4-0 deficit and eventual 10-9 win ... the Mids held Colgate, who came into the game averaging 13.00 goals per game, to single digits (9) for just the 2nd time (Villanova) this season
- Part of a defensive effort that held Holy Cross scoreless for 23:19 (2nd-4th Qtr), the longest scoring drought by a Navy opponent this season ... during that time, Navy went on a 7-0 run to extend a 1-goal lead (5-4) to an 8-goal advantage (12-4)
- Turned in a career-best 4 ground balls against the Crusaders
- Had one of the best individual performances of his career with a career-high 3 caused turnovers and 3 ground balls against Villanova
- Part of a Navy defense that held #8 Johns Hopkins to single digits for the first time this season (avg. 13.00) ... also held the Blue Jays to just 3 goals over the final 48-plus minutes, including forcing scoring droughts of 22:41 between the 1st and 3rd quarters and 19:21 between the 3rd and 4th quarters
- Navy's defense held Boston U. scoreless for nearly 22 minutes between the 2nd (3:33) and 4th (11:44) quarters, while Navy went on a 5-0 run and built a 6-goal advantage (12-6) ... the Mids contained the high-powered offense that entered the game averaging 13.5 goals per game
- Recorded his first-career caused turnover in the Mids' opener against Mount St. Mary's

2023 // Sophomore Year

- Saw action in 4 contests where he picked up a pair of ground balls
- A member of the Mids' man-down squad at Bucknell
- Appeared in the Queens contest where he grabbed the first-two ground balls of his career

2022 // Freshman Year

- Appeared in 3 contests, including making his collegiate debut in the Mids' win over Mercer

High School

- 2021 graduate of Severn School in Severna Park, Md.
- Two-sport athlete who lettered in football (2) and lacrosse (3)
- Also played for the Annapolis Hawks Club Team since the third grade ... coached by former Navy lacrosse standout Eddie McKinnon
- Served as captain of the lacrosse team his senior year
- Named the 2019 JV football MVP
- Member of the National Honor Society

Personal

- Son of Scott and Debra Darrow
- His service assignment is Surface Warfare
- Majoring in English, he owns a 3.09 grade-point average

2025 NAVY MEN'S LACROSSE

MIDSHIPMEN PROFILES

- Has earned Commandant's (F2022, S2024) List accolades multiple times, while also being named to the Dean's (F2023) List
- A cancer survivor, he was diagnosed with Non-Hodgkins Lymphoma as a seventh-grader

CAREER STATISTICS

Yr	GP-S	G	A	Pts	Sh	GB	TO	CT
2022	3-0	0	0	0	0	0	0	0
2023	4-0	0	0	0	0	2	0	0
2024	16-0	0	0	0	0	16	2	8
Total	23-0	0	0	0	0	18	2	8

PATRIOT LEAGUE STATISTICS

Yr	GP-S	G	A	Pts	Sh	GB	TO	CT
2022	2-0	0	0	0	0	0	0	0
2023	1-0	0	0	0	0	0	0	0
2024	8-0	0	0	0	0	11	1	4
Total	11-0	0	0	0	0	11	1	4

CAREER HIGHS

Goals	---
Assists	---
Points	---
Ground Balls	4 vs. Holy Cross (3.23.24)
Caused Turnovers	3 vs. Villanova (3.19.24)

2022 GAME-BY-GAME

Date	Opponent	GS	G	A	Pts	Sh	GB	TO	CT
2.12	Mercer		0	0	0	0	0	0	0
3.26	Holy Cross		0	0	0	0	0	0	0
4.9	Loyola		0	0	0	0	0	0	0

2023 GAME-BY-GAME

Date	Opponent	GS	G	A	Pts	Sh	GB	TO	CT
2.5	Queens		0	0	0	0	2	0	0
3.17	Johns Hopkins		0	0	0	0	0	0	0
3.21	Villanova		0	0	0	0	0	0	0
4.28	Bucknell		0	0	0	0	0	0	0

2024 GAME-BY-GAME

Date	Opponent	GS	G	A	Pts	Sh	GB	TO	CT
2.3	Mount St. Mary's		0	0	0	0	0	0	1
2.10	Hofstra		0	0	0	0	1	0	0
2.17	at Towson		0	0	0	0	0	0	0
2.24	#12 Penn State		0	0	0	0	2	0	0
3.2	at Boston U.		0	0	0	0	0	0	0
3.9	at Lehigh		0	0	0	0	3	0	0
3.15	at #8 Johns Hopkins		0	0	0	0	0	0	0
3.19	Villanova		0	0	0	0	3	1	3
3.23	Holy Cross		0	0	0	0	4	1	0
3.30	#17 Colgate		0	0	0	0	0	0	0
4.6	at Lafayette		0	0	0	0	2	0	2
4.13	at #12 Army		0	0	0	0	1	0	0
4.19	Loyola		0	0	0	0	1	0	1
4.26	Bucknell		0	0	0	0	0	0	1
4.30	Loyola		0	0	0	0	0	0	0
5.3	vs. Lehigh		0	0	0	0	1	0	0

25 AYDAN DIROCCO

FR. | M | 5-8 | 170 | HAVERFORD, PA.

High School

- 2024 graduate of The Haverford School in Haverford, Pa.
- Three-year lacrosse letter winner
- Earned All-Inter-Academic Athletic League recognition his senior year
- Served as team captain as a senior
- Led The Haverford School to Inter-Ac titles his junior and senior years

Personal

- Son of Matt and Kristi DiRocco
- Brother, Ryan, is a sophomore at Penn State where he is a member of the lacrosse team ... attended Army his freshman year (2024) where he played in 3 lacrosse contests



32 JACK FLAHERTY

JR. | M | 6-6 | 218 | MASSAPEQUA, N.Y.


- A starter in 8 (8 Fr // 0 So) of the 32 games in which he has played during his career

2024 // Sophomore Year

- Scored 13 points on 6 goals and 7 assists in the 16 games in which he played ... also contributed 13 ground balls and 3 caused turnovers
- Dealt out an assist in the 4th quarter of Navy's Patriot League Quarterfinals win over Loyola ... also recorded his 3rd caused turnover of the season
- Played his best game of the year in the win over Bucknell where he scored a goal and assisted on 2 others
- Connected with Henry Tolker for a 2nd-consecutive game, dealing out the assist in the game's first goal against Lafayette
- Dealt out the assist on Henry Tolker's goal at 2:45 in the 3rd quarter that put Navy up for good in its 10-9 win over #17 Colgate
- Scored his 5th goal of the season in the 4th quarter of Navy's loss to Villanova ... also grabbed a career-high tying 3 ground balls and caused a turnover
- Targeted 1 of his 4 shots against #12 Penn State
- Posted a career-high 3 points on 2 goals and an assist against Hofstra ... it marked the first multi-goal game of his career ... scored his 2 goals on 3 shots
- Turned in his fourth-career multi-point game with a goal and an assist in the Mids' 19-6 win over Mount St. Mary's in the opener

2023 // Freshman Year

- A starter in 8 of the 16 contests in which he played, where he turned in 12 points on 7 goals and 5 assists
- Moved into a starting role after the injury to Dane Swanson vs. High Point ... made starts in 8 games before the switch in lineup prior to the Army
- Scored a goal and dealt out an assist against Loyola in the Patriot League Quarterfinals ... also recorded the first caused turnover of his career
- Punched in a goal in his Star Game debut, stuffing his lone shot of the game
- Fed Tommy Hovivian to give Navy a 4-2 halftime lead in its 10-8 win over #17 Boston U.
- Dealt out a career-high 2 assists in Navy's conference win over Holy Cross
- Scored a goal on 3 shots, while grabbing a pair of ground balls against #9 Johns Hopkins
- Made his first-collegiate start in the Mids' league opener against Lehigh where he scored a goal for the third-consecutive game
- Produced his third goal of the season off an assist from Sam Dracobly at High Point
- Punched in an unassisted goal in the loss to Manhattan
- Turned in the first points of his career with a goal and an assist in the win over Queens
- Made his collegiate debut in the Mids' opener against Mount St. Mary's



2025 NAVY MEN'S LACROSSE

MIDSHIPMEN PROFILES

High School

- 2022 graduate of Chaminade High School in Mineola, N.Y.
- Two-sport athlete who earned letters in lacrosse and soccer
- A four-star recruit, he was ranked #100 among the Inside Lacrosse / EVOShield Power 100 Freshman Rankings
- Garnered All-Conference honors in lacrosse and soccer his senior year, while also serving as captain of both programs
- Named the New York Catholic High School Athletic Association (NYCHSAA) Championship MVP in soccer as a senior
- Recipient of the Frank "Boiler" Burns Student-Athlete Award
- Led Chaminade HS to the NYCHSAA LI Championship his sophomore and junior years and the NYCHSAA State Championship his senior year

Personal

- Son of Brian and Jen Flaherty
- Majoring in Mathematics with Economics, he owns a 2.94 grade-point average
- Has earned Commandant's (F2022, F2023) List accolades multiple times
- Brother, Patrick, is a freshman at the Naval Academy and also a member of the Navy lacrosse team
- High school teammates Matt Byrnes (So), Ryan Landolphi (So), and Aidan Lough (So) are also member of the Navy lacrosse team

CAREER STATISTICS

Yr	GP-S	G	A	Pts	Sh	Up	GB	TO	CT
2023	16-8	7	5	12	32	0	15	13	1
2024	16-0	6	7	13	27	0	13	7	3
Total	32-8	13	12	25	59	0	28	20	4

PATRIOT LEAGUE STATISTICS

Yr	GP-S	G	A	Pts	Sh	Up	GB	TO	CT
2023	8-6	2	3	5	19	0	7	8	0
2024	8-0	1	4	5	13	0	4	2	1
Total	16-6	3	7	10	32	0	11	10	1

CAREER HIGHS

Goals	2 vs. Hofstra (2.10.24)
Assists	2 (2x; last vs. Bucknell, 4.26.24)
Points	3 (2x; last vs. Bucknell, 4.26.24)
Ground Balls	3 (2x; last vs. Villanova, 3.19.24)
Caused Turnovers	1 (4x; last vs. Loyola, 4.30.24)

MISCELLANEOUS STATISTICS

Miscellaneous	'24	Career	Last
Multi-Point Gms	3	6	Bucknell, 4.26.24
Multi-Goal Gms	1	1	Hofstra, 2.10.24
Hat Tricks	0	0	---
Multi-Assist Gms	1	2	Bucknell, 4.26.24

2023 GAME-BY-GAME

Date	Opponent	GS	G	A	Pts	Sh	Up	GB	TO	CT
2.4	Mount St. Mary's		0	0	0	2	0	1	1	0
2.5	Queens		1	1	2	1	0	0	1	0
2.11	Hofstra		0	0	0	1	0	0	0	0
2.18	Manhattan		1	0	1	1	0	1	0	0
2.25	High Point		1	0	1	2	0	1	1	0
3.4	Lehigh	•	1	0	1	6	0	1	0	0
3.11	Colgate	•	0	0	0	2	0	0	0	0
3.17	Johns Hopkins	•	1	0	1	3	0	2	1	0
3.21	Villanova	•	0	0	0	2	0	2	1	0
3.25	Holy Cross	•	0	2	2	5	0	3	1	0
3.31	Boston U.	•	0	1	1	3	0	1	2	0
4.7	Loyola	•	0	0	0	1	0	1	3	0
4.15	Lafayette	•	0	0	0	1	0	0	1	0
4.22	Army		1	0	1	1	0	0	0	0
4.28	Bucknell		0	0	0	0	0	1	1	0
5.2	Loyola		1	1	2	1	0	1	0	1

2024 GAME-BY-GAME

Date	Opponent	GS	G	A	Pts	Sh	Up	GB	TO	CT
2.3	Mount St. Mary's		1	1	2	1	0	0	1	0
2.10	Hofstra		2	1	3	3	0	0	1	0
2.17	at Towson		0	0	0	1	0	2	0	0
2.24	#12 Penn State		1	0	1	4	0	0	0	0
3.2	at Boston U.		0	0	0	1	0	0	0	0
3.9	at Lehigh		0	0	0	0	0	0	1	0
3.15	at #8 Johns Hopkins		0	0	0	0	0	0	0	0
3.19	Villanova		1	0	1	4	0	3	0	1
3.23	Holy Cross		0	0	0	1	0	1	0	0
3.30	#17 Colgate		0	1	1	0	0	0	0	0
4.6	at Lafayette		0	1	1	2	0	1	0	0
4.13	at #12 Army		0	0	0	2	0	0	0	1
4.19	Loyola		0	0	0	2	0	1	0	0
4.26	Bucknell		1	2	3	5	0	1	1	0
4.30	Loyola		0	1	1	0	0	2	1	1
5.3	vs. Lehigh		0	0	0	1	0	2	2	0

26 PATRICK FLAHERTY


FR. | M | 6-0 | 208 | MASSAPEQUA, N.Y.

High School

- 2023 graduate of Chaminade High School
- Two-sport athlete who earned 2 letters in lacrosse and also played soccer
- Garnered All-Conference recognition his senior year
- Served as team captain as a senior

Personal

- Son of Brian and Jen Flaherty
- Major undeclared, he owns a 3.00 grade-point average
- Has earned Commandant's (F2024) List accolades
- Attended the Salisbury School in Salisbury, Md. during the 2023-24 academic year
- Brother, Jack, is a junior at the Naval Academy and also a member of the Navy lacrosse team
- High school teammates Matt Byrnes (So), Ryan Landolphi (So), and Aidan Lough (So) are also member of the Navy lacrosse team
- Numerous high school teammates are on Div. I lacrosse rosters, including the following players who will play Navy this season - Ronan Loughman is a freshman midfielder at Army, Philip Verdi is a sophomore goalkeeper at Johns Hopkins, Owen Murphy is a sophomore defenseman at Lehigh, Jude Lynch is a sophomore midfielder at Holy Cross
- Also considered Michigan and Binghamton



68 BILLY FRANCOIS

SO. | D | 6-1 | 223 | CORAM, N.Y.


• 2024 Patriot League Academic Honor Roll

2024 // Freshman Year

- Saw action in 3 contests, including making his collegiate debut in the Mids' 19-6 win over Mount St. Mary's in the opener

High School

- 2023 graduate of Longwood High School in Middle Island, N.Y.
- Two-sport athlete who earned letters in lacrosse (3) and wrestling (3)
- Three-year (2021, '22, '23) lacrosse team captain, he garnered All-County recognition as a junior and senior
- Named the Shore Conference Lacrosse Coaches Association (SCLCA) Rookie of the Year in 2021



2025 NAVY MEN'S LACROSSE

MIDSHIPMEN PROFILES

- Earned Honorable Mention All-America lacrosse honors his senior year
- Garnered Third-Team All-State (N.Y.) and Third-Team All-County wrestling honors as a senior
- Led the Longwood HS lacrosse team to its first playoff berth and victory since 1995 when he scored the double-overtime winner against Bay Shore this past spring
- Earned all-league recognition in wrestling as a junior and was a country qualifier
- Crowned the Section XI League 1 Champion in wrestling his senior year
- Placed third (215 lbs) at the 2023 New York State Wrestling Championship
- Recipient of Longwood HS's 2023 Guy Mastriion Most Outstanding Male Athlete Award
- Member of the Foreign Language and National Honor Societies

Personal

- Son of Keith and Dawn-Marie Francois
- Majoring in History, he owns a 3.92 grade-point average
- Has earned Superintendent's (F2023, S2024) and Commandant's (F2023, S2024, F2024) List accolades multiple times, while also being named to the Dean's (F2024) List
- Stands #91 in Overall Order of Merit in the Class of 2027 (1,114 members) ... ranked #76 in Academic Order of Merit and #161 in Military Order of Merit

CAREER STATISTICS

Yr	GP-S	G	A	Pts	Sh	GB	TO	CT
2024	3-0	0	0	0	0	0	0	0
Total	3-0	0	0	0	0	0	0	0

PATRIOT LEAGUE STATISTICS

Yr	GP-S	G	A	Pts	Sh	GB	TO	CT
2024	---	---	---	---	---	---	---	---
Total	---	---	---	---	---	---	---	---

CAREER HIGHS

Goals	---
Assists	---
Points	---
Ground Balls	---
Caused Turnovers	---

2024 GAME-BY-GAME

Date	Opponent	GS	G	A	Pts	Sh	GB	TO	CT
2.3	Mount St. Mary's		0	0	0	0	0	0	0
2.10	Hofstra		0	0	0	0	0	0	0
3.23	Holy Cross		0	0	0	0	0	0	0


37 SEAN GALLAGHER

JR. | LSM | 6-1 | 196 | GARNET VALLEY, PA.

• 2023, '24 Patriot League Academic Honor Roll

2024 // Sophomore Year

- Appeared in 12 of the 16 games where he grabbed 29 ground balls and forced 2 turnovers ... missed 4 games due to an injury against Boston U.
- He was part of a unit that was ranked 24th nationally and led the Patriot League in scoring defense (10.75) ... the Mids held 7 of their 16 opponents to single digits (Mount St. Mary's, Hofstra, Boston U., Johns Hopkins, Holy Cross, Colgate, Lafayette)
- Member of a Navy defensive that held Loyola scoreless for 22:58 between the 3rd (13:03) and 4th (5:05) quarters ... it allowed Navy to go on a 3-0 run and take the lead for good
- Navy's defense held #12 Army scoreless for 27:27, including the entire 3rd quarter, allowing the Mids to go on a 5-0 run and tie the game early in the 4th quarter
- Led a Navy defensive effort that held Lafayette to single digits for the 22nd time in the 25-game series history ... it marked the 7th time this spring Navy has held an opponent under 10 goals ... he grabbed 4 ground balls against the Leopards
- After missing 4 games (Lehigh, Johns Hopkins, Villanova, Holy Cross) due to injury, returned to the field against #17 Colgate where he had a caused turnover and a ground



ball

- Navy's defensive unit held #17 Colgate to just 2 goals over nearly a 30-minute stretch (8:06 1Qtr - 8:26 4Qtr), allowing Navy to overcome an early 4-0 deficit and eventual 10-9 win ... the Mids held Colgate, who came into the game averaging 13.00 goals per game, to single digits (9) for just the 2nd time (Villanova) this season
- Navy's defense held Boston U. scoreless for nearly 22 minutes between the 2nd (3:33) and 4th (11:44) quarters, while Navy went on a 5-0 run and built a 6-goal advantage (12-6) ... the Mids contained the high-powered offense that entered the game averaging 13.5 goals per game
- Navy's defense held Hofstra scoreless for over 19 minutes between the 1st and 3rd quarters, allowing Navy to put together a 6-0 run and hold an 8-2 halftime lead and eventual 16-8 win ... he tallied 4 ground balls
- Part of a defensive effort that held Mount St. Mary's to just 6 goals in the opener ... equalled his career high in ground balls with 5

2023 // Freshman Year

- Appeared in all 16 contests where he picked up 33 ground balls and recorded 6 caused turnovers
- His 33 ground balls stood 4th on the team and tied for the 10th most by a Navy freshman in school history ... he is just the third Navy freshman since 2000 to record 33 or more ground balls in a season ... he is the first to add his name to the list since Brady Dove set the record in 2014 with 83 ground balls as a faceoff specialist
- Member of a defensive unit that closed out 2023 ranked 10.44 nationally and #2 in the Patriot League in scoring defense, holding opponents to 10.44 goals per game
- Navy's defensive unit held Lafayette to its second-fewest goals of the season with 6 and fewest since the Leopards lost a 14-5 decision to Delaware in the second week of the season ... Navy held Lafayette scoreless for the first 14:19 of the game ... after the Leopards got to within one (6-5) in the third quarter, the Mids held them without a goal for the next 19 minutes, giving up a goal with 1:00 left in the game
- Part of a Navy's defense that held Boston U., the nation's 8th-ranked scoring offense (14.75), to single digits for the first time since last year's NCAA Tournament game against Princeton
- Played a pivotal role in Navy winning the faceoff battle (15-22, 68.2) against #17 Boston U. where he matched his high in ground balls with 5
- Recorded a caused turnover in each of the last 2 contests - Villanova and Holy Cross
- Grabbed 3 ground balls against #9 Johns Hopkins
- Picked up a pair of ground balls and forced a turnover in the Patriot League loss at Colgate
- Turned in a caused turnover and ground ball in the loss to Manhattan
- Navy's defense is now 65-1 since 2003 (7-0 under Amplo) when holding an opponent to 5 or fewer goals after defeating Queens 19-5 ... the Mids held the Royals scoreless for the first 34 minutes of the contest before allowing a goal ... grabbed a pair of ground balls and took the first shot of his career in the win over Queens
- Made his collegiate debut in the Mids' opener against Mount St. Mary's where he proved to be a huge asset on the wings of faceoffs and led the team with 5 ground balls and added a caused turnover
- Part of a defensive unit that held Mount St. Mary's to just 2 goals in the first half en route to a 13-7 victory in the opener

High School

- 2022 graduate of Garnet Valley High School in Garnet Valley, Pa.
- Two-sport athlete who earned letters in football (3) and lacrosse (4)
- A four-star recruit, he was ranked #89 among the Inside Lacrosse / EVOShield Power 100 Freshman Rankings
- Three-time All-Central League (2019 Second Team, 2021, '22 First Team) and All-Delco (2019 Honorable Mention, 2021 Second Team, 2022 First Team) selection in lacrosse
- Named First-Team All-State (Pa.) and a US Lacrosse All-American as a senior
- Two-time (2020, '21) First-Team All-Central League selection in football
- Earned Second-Team All-Eastern PA honors as a junior and honorable mention as a senior
- Also earned First-Team All-Delco recognition as a senior
- Led Garnet Valley HS to three-consecutive (2019, '20, '21) Central League football titles, capping off his career winning the District I Championship as a senior
- Member of the National and French Honor Societies

Personal

- Son of Charles and Karen Gallagher
- Majoring in History, he owns a 3.59 grade-point average
- Has earned Commandant's (F2022, F2023, S2024) and Dean's (S2023, F2023, S2024,



2025 NAVY MEN'S LACROSSE

MIDSHIPMEN PROFILES

F2024) List accolades multiple times, while also being named to the Superintendent's (F2022) List

- Stands #315 in Overall Order of Merit in the Class of 2026 (1,092 members) ... ranked #291 in Academic Order of Merit and #374 in Military Order of Merit
- High school teammate of Navy junior fullback Shane Reynolds

CAREER STATISTICS

Yr	GP-S	G	A	Pts	Sh	GB	TO	CT
2023	16-0	0	0	0	1	33	2	6
2024	12-0	0	0	0	1	29	5	2
Total	28-0	0	0	0	2	62	7	8

PATRIOT LEAGUE STATISTICS

Yr	GP-S	G	A	Pts	Sh	GB	TO	CT
2023	8-0	0	0	0	0	16	1	3
2024	6-0	0	0	0	0	11	3	2
Total	14-0	0	0	0	0	27	4	5

CAREER HIGHS

Goals	---
Assists	---
Points	---
Ground Balls	5 (3x; last vs. Mount St. Mary's, 2.3.24)
Caused Turnovers	1 (8x; last vs. Colgate, 3.30.24)

2023 GAME-BY-GAME

Date	Opponent	GS	G	A	Pts	Sh	GB	TO	CT
2.4	Mount St. Mary's		0	0	0	0	5	1	1
2.5	Queens		0	0	0	1	2	0	0
2.11	Hofstra		0	0	0	0	1	0	0
2.18	Manhattan		0	0	0	0	1	0	1
2.25	High Point		0	0	0	0	1	0	0
3.4	Lehigh		0	0	0	0	0	0	0
3.11	Colgate		0	0	0	0	2	0	1
3.17	Johns Hopkins		0	0	0	0	3	0	0
3.21	Villanova		0	0	0	0	1	0	1
3.25	Holy Cross		0	0	0	0	2	0	1
3.31	Boston U.		0	0	0	0	5	0	0
4.7	Loyola		0	0	0	0	1	0	1
4.15	Lafayette		0	0	0	0	2	0	0
4.22	Army		0	0	0	0	2	0	0
4.28	Bucknell		0	0	0	0	2	1	0
5.2	Loyola		0	0	0	0	3	0	0

2023 GAME-BY-GAME

Date	Opponent	GS	G	A	Pts	Sh	GB	TO	CT
2.3	Mount St. Mary's		0	0	0	0	5	1	0
2.10	Hofstra		0	0	0	0	4	0	0
2.17	at Towson		0	0	0	0	2	0	0
2.24	#12 Penn State		0	0	0	1	3	0	0
3.2	at Boston U.		0	0	0	0	1	0	1
3.30	#17 Colgate		0	0	0	0	1	0	1
4.6	at Lafayette		0	0	0	0	4	1	0
4.13	at #12 Army		0	0	0	0	0	0	0
4.19	Loyola		0	0	0	0	2	0	0
4.26	Bucknell		0	0	0	0	3	2	0
4.30	Loyola		0	0	0	0	3	0	0
5.3	vs. Lehigh		0	0	0	0	1	0	0

48 PAUL GARZA

JR. | M | 5-9 | 179 | FREDERICK, MD.

2024 // Sophomore Year

- Made appearances in 15 games where he scored 4 goals and dealt out an assist
- Punched in his 4th goal of the year in Navy's Patriot League Quarterfinals win over Loyola
- Scored a spectacular goal against Loyola, weaving his way through a triple team and scoring on a one-handed scoop shot
- Dealt out his first assist of the season, finding Henry Tolker, in the Mids' win at Lafayette
- Scored a spectacular goal in the win over #17 Colgate, splitting 2 defenders and sinking a fadeaway shot
- Scored his first goal of the season off an assist from Xavier Arline in the win over Holy Cross
- Recorded the second caused turnover of his career in Navy's win at Boston U.



2023 // Freshman Year

- Appeared in 9 contests where he produced 7 points on 4 goals and 3 assists
- Scored a pair of goals in the win over Lafayette, including a goal at the 11:17 mark in the fourth quarter that sparked a 3-0 run by the Mids to put the game away ... scored his 2 goals on 3 shots
- Recorded a career-high 3 assists (the first 3 of his career) in the Mids' win at #13 Loyola ... one of his 3 assists came with 6:11 remaining in the game where he intercepted a clearing pass by goalkeeper Luke Staudt and quickly fed teammate Henry Tolker for what would prove to be the game-winning goal
- Targeted 1 of his 2 shots in the win over #17 Boston U.
- Scored his first-career goal in Navy's loss to #7 Villanova
- Made his collegiate debut in the Mids' win over Queens where he took 2 shots and grabbed a pair of ground balls

High School

- 2022 graduate of Walkersville High School in Walkersville, Md.
- Attended St. John's College High School his first three years of high school before transferring to Walkersville HS for his senior year
- Two-sport athlete who earned letters in hockey (2) and lacrosse (3)
- Two-year (2021, '22) lacrosse team captain, he garnered USA Lacrosse All-America and First-Team All-County honors as a senior
- Led St. John's College HS to the DC (Interstate Athletic Conference/WCAC) Championship as a junior
- Led Walkersville HS to the region title his senior year

Personal

- Son of Paul and Bobbi Garza
- Majoring in Political Science
- High school teammate (St. John's College HS) of Mac Haley who is a junior at the Naval Academy and a starting attackman on the lacrosse team
- High school teammate of Richard Checo, a junior All-Patriot League defenseman at Lehigh
- High school teammate of Chase Cavalier (So / M), Jack Pilla (So / A) and Kevin Whitty Jr. (So / A), who are members of the Mount St. Mary's lacrosse team and will play the Mids this spring

CAREER STATISTICS

Yr	GP-S	G	A	Pts	Sh	Up	GB	TO	CT
2023	9-0	4	3	7	13	0	5	3	1
2024	15-0	4	1	5	13	0	5	5	1
Total	24-0	8	4	12	26	0	9	8	2

PATRIOT LEAGUE STATISTICS

Yr	GP-S	G	A	Pts	Sh	Up	GB	TO	CT
2023	6-0	3	3	6	9	0	3	2	1
2024	7-0	3	1	4	7	0	1	3	1
Total	13-0	6	4	10	16	0	4	5	2



2025 NAVY MEN'S LACROSSE

MIDSHIPMEN PROFILES

CAREER HIGHS

Goals	2 vs. Lafayette (4.15.23)
Assists	3 at Loyola (4.7.23)
Points	3 at Loyola (4.7.23)
Ground Balls	2 (3x; last vs. Loyola, 4.30.24)
Caused Turnovers	1 (2x; last at Boston U., 3.2.24)

MISCELLANEOUS STATISTICS

Miscellaneous	'24	Career	Last
Multi-Point Gms	0	2	Lafayette, 4.15.23
Multi-Goal Gms	0	1	Lafayette, 4.15.23
Hat Tricks	0	0	---
Multi-Assist Gms	0	1	at Loyola, 4.7.23

2023 GAME-BY-GAME

Date	Opponent	GS	G	A	Pts	Sh	Up	GB	TO	CT
2.5	Queens		0	0	0	2	0	2	0	0
3.21	Villanova		1	0	1	2	0	0	0	0
3.25	Holy Cross		0	0	0	1	0	0	1	0
3.31	Boston U.		1	0	1	2	0	0	0	0
4.7	Loyola		0	3	3	1	0	2	0	1
4.15	Lafayette		2	0	2	3	0	0	0	0
4.22	Army		0	0	0	0	0	1	0	0
4.28	Bucknell		0	0	0	2	0	0	1	0
5.2	Loyola		0	0	0	0	0	0	1	0

2024 GAME-BY-GAME

Date	Opponent	GS	G	A	Pts	Sh	Up	GB	TO	CT
2.3	Mount St. Mary's		0	0	0	1	0	1	0	0
2.10	Hofstra		0	0	0	1	0	0	0	0
2.17	at Towson		0	0	0	0	0	0	0	0
2.24	#12 Penn State		0	0	0	0	0	0	0	0
3.2	at Boston U.		0	0	0	0	0	0	0	1
3.15	at #8 Johns Hopkins		0	0	0	0	0	0	1	0
3.19	Villanova		0	0	0	1	0	0	0	0
3.23	Holy Cross		1	0	1	1	0	1	1	0
3.30	#17 Colgate		1	0	1	1	0	0	1	0
4.6	at Lafayette		0	1	1	2	0	0	0	0
4.13	at #12 Army		0	0	0	1	0	0	0	0
4.19	Loyola		1	0	1	2	0	0	0	0
4.26	Bucknell		0	0	0	0	0	0	1	0
4.30	Loyola		1	0	1	3	0	2	0	0
5.3	vs. Lehigh		0	0	0	0	0	1	1	0

12 WILLIAM GOERS

FR. | A | 6-3 | 196 | CHESTER, MD.

High School

- 2023 graduate of St. Mary's High School in Annapolis, Md.
- Lettered twice in lacrosse

Personal

- Son of Mark and Jessica Goers
- Attended the Naval Academy Prep School in Newport, R.I. during the 2023-24 academic year
- Father, Mark, is a 1995 graduate of Towson where he was a Third-Team All-American in 1994 after setting the NCAA record for single-season faceoff winning percentage, a mark that stood for better than 20 years ... the elder Goers is one of just three men in NCAA history to win 75 percent of more of their faceoffs in a season (Delaware's Steve Shaw in 1985 and '86, TD Ierlan in 2018 and '19) ... Goers remains the record holder at Towson for career faceoff winning percentage (375-535, 70.1), a mark that stands #3 in the NCAA record book
- Grandfather, Philip, Goers, is a graduate of Wittenberg where he was a member of the basketball team



- Uncle, Matt Goers, is a 1990 graduate of Ohio State where he was a four-year letter winner the Buckeyes' lacrosse team and served as team captain his senior year
- High school teammates Charlie Brady (Sr) and Nick Golini (So) are also members of the Navy lacrosse team

34 NICK GOLINI

SO. | A | 6-0 | 172 | ANNAPOLIS, MD.

2024 // Freshman Year

- Missed the entire season due to injury

High School

- 2023 graduate of St. Mary's High School in Annapolis, Md.
- Two-sport athlete who earned letters in football (3) and lacrosse (4)
- Two-time (2022, '23) USA Lacrosse All-American, who also garnered All-State, All-County, All-MIAA, All-Metro (Baltimore and Washington, D.C.) lacrosse honors
- Two-time Kelly Award finalist
- Earned All-County, All-MIAA and All-Metro recognition in football his senior year
- Set the St. Mary's HS record for single-season interceptions (11) his senior year
- Led St. Mary's HS to the MIAA B Conference Championship as a senior
- Member of the National Honor Society



Personal

- Son of Chris Sr. and Suzy Golini
- Majoring in Quantitative Economics, he owns a 3.35 grade-point average
- Father, Chris Sr., is a 1996 graduate of the Naval Academy and four-year member of the lacrosse team (1993-96) and three-year letter winner
- Brother, Chris, is a senior at VMI and is in his fourth season playing as a member of the Keydets' lacrosse team
- Uncle, Dan Golini, is a 2002 graduate of Army where he was a four-year member of the lacrosse team (1999-02)
- Uncle, Matt Golini, is a 2003 graduate of Delaware where he was a four-year member of the lacrosse team (2000-03)
- High school teammates Charlie Brady (Sr) and William Goers (Fr) are also members of the Navy lacrosse team

63 DAVID GRAHAM

SR. | FO | 5-7 | 166 | LITTLETON, COLO.

2024 // Junior Year (Navy)

- Joined the team as a walk-on the week of the Hofstra contest
- Made his only appearance against the Pride where he went 0 for 1

2023 // Sophomore Year (Navy)

- Member of the Navy men's lacrosse club team

2022 // Freshman Year (Navy)

- Member of the Navy men's lacrosse club team



2021 // Freshman Year (RIT)

- Attended Rochester Institute of Technology (RIT) during the 2020-21 academic year before transferring to the Naval Academy
- A member of the RIT men's lacrosse team that posted a 14-0 record and won the 2021 Div. III National Championship ... RIT defeated Salisbury in double overtime to capture the program's first National Championship
- Played in 11 contests where he won 44 of the 78 draws (56.4) he took ... grabbed 23 ground balls



2025 NAVY MEN'S LACROSSE

MIDSHIPMEN PROFILES

High School

- A 2020 graduate of Chatfield Senior High School in Littleton, Colo.
- Two-sport athlete who lettered in lacrosse (4) and football (3)

Personal

- Son of Nelson and Dina Graham
- His service assignment is Naval Officer
- Majoring in Chemistry, he owns a 3.48 grade-point average
- Has earned Superintendent's (F2021, S2022, F2022, S2023) and Commandant's (F2021, S2022, F2022, S2023, F2023) List accolades multiple times
- Ranked among the top 20 percent of the Class of 2025 (1,067 members) in Military Order of Merit

CAREER STATISTICS

Yr	GP-S	G	A	Pts	Sh	GB	TO	CT	FO	Pct
2024	1-0	0	0	0	0	0	0	0	0-1	00.0
Total	1-0	0	0	0	0	0	0	0	0-1	00.0

PATRIOT LEAGUE STATISTICS

Yr	GP-S	G	A	Pts	Sh	GB	TO	CT	FO	Pct
2024	---	---	---	---	---	---	---	---	---	---
Total	---	---	---	---	---	---	---	---	---	---

CAREER HIGHS

Goals	---
Assists	---
Points	---
Ground Balls	---
FO Wins	---
FO Attempts	1 vs. Hofstra (2.10.24)
FO Pct. (10 min)	---

2024 GAME-BY-GAME

Date	Opponent	G	A	Pts	Sh	GB	TO	CT	FO	Pct
2.10	Hofstra	0	0	0	0	0	0	0	0-1	00.0

8 CHASE GREEN

FR. | DM | 5-11 | 203 | WESTMINSTER, MD.

High School

- 2024 graduate of McDonogh School in Owings Mills, Md.
- Three-sport athlete who earned letters in football (4), lacrosse (4) and indoor track & field (1)
- Served as captain of the football and lacrosse teams his senior year
- Led McDonogh School to three-consecutive (2022, '23, '24) MIAA Championships in lacrosse

Personal

- Son of Jerrod and Jennifer Green
- High school teammates Aidan Hurdle (Jr), Zach Hayashi (So) and AJ Marsh (So) are also members of the Navy lacrosse team



6 ALEC GREGOREK


FR. | A | 5-9 | 200 | WADING RIVER, N.Y.

High School

- 2023 graduate of Shoreham-Wading River High School in Shoreham, N.Y.
- Three-sport athlete who earned letters in football, lacrosse and wrestling
- Four-time (2020, '21, '22, '23) all-county selection in lacrosse who was named an All-American as a junior and senior

Personal

- Son of Sergio Ali and Natalie Gregorek
- Brother, Gavin, is a senior at the Naval Academy and a four-year member of the lacrosse team
- Brother, Liam, is a freshman at Johns Hopkins and is an attackman on the lacrosse team
- Brother, Zachary, is a petty officer third class in the Coast Guard
- Attended the Naval Academy Prep School in Norfolk, R.I. during the 2023-34 academic year



7 GAVIN GREGOREK

SR. | M | 5-10 | 179 | WADING RIVER, N.Y.

2024 // Junior Year

- Saw action in 4 games, including 3 of the first-4 games of the season

2023 // Sophomore Year

- Appeared in a pair of games, including the Mids' win over Queens where he recorded the first points of his career with a goal and an assist

2022 // Freshman Year

- Appeared in 3 contests, including making his collegiate debut in the Mids' win over Mercer



High School

- 2020 graduate of Shoreham-Wading River High School in Shoreham, N.Y.
- Two-sport athlete who lettered in football (1) and lacrosse (4)
- Four-star recruit by Inside Lacrosse, he was also among IL's Power 100 Recruits
- Named an Under Armour All-American
- Garnered All-State (N.Y.), All-Division, All-County and All-Long Island recognition as a junior
- Member of the Shoreham-Wading River HS lacrosse team that won the 2019 Class C Suffolk County Lacrosse Championship, as well as the Class C State Lacrosse Championship and was named the MVP
- Served as lacrosse team captain

Personal

- Son of Sergio Ali and Natalie Gregorek
- His service assignment is Naval Flight Officer
- Majoring in Quantitative Economics
- Brother, Alec, is a freshman at the Naval Academy and a member of the lacrosse team
- Brother, Liam, is a freshman at Johns Hopkins and is an attackman on the lacrosse team
- Brother, Zachary, is a petty officer third class in the Coast Guard
- Attended the Naval Academy Prep School during the 2020-21 academic year
- Also considered Army, Air Force, Notre Dame, Virginia and Michigan

CAREER STATISTICS

Yr	GP-S	G	A	Pts	Sh	Up	GB	TO	CT
2022	3-0	0	0	0	0	0	0	0	0
2023	2-0	1	1	2	1	0	2	0	0
2024	4-0	0	0	0	0	0	0	2	0
Total	9-0	1	1	2	1	0	2	2	0

2025 NAVY MEN'S LACROSSE

MIDSHIPMEN PROFILES

PATRIOT LEAGUE STATISTICS

Yr	GP-S	G	A	Pts	Sh	Up	GB	TO	CT
2022	2-0	0	0	0	0	0	0	0	0
2023	---	---	---	---	---	---	---	---	---
2023	1-0	0	0	0	0	0	0	0	0
Total	3-0	0	0	0	0	0	0	0	0

CAREER HIGHS

Goals	1 vs. Queens (2.5.23)
Assists	1 vs. Queens (2.5.23)
Points	2 vs. Queens (2.5.23)
Ground Balls	1 (2x; last vs. Manhattan, 2.18.23)
Caused Turnovers	---

MISCELLANEOUS STATISTICS

Miscellaneous	'24	Career	Last
Multi-Point Gms	0	1	Queens, 2.5.23
Multi-Goal Gms	0	0	---
Hat Tricks	0	0	---
Multi-Assist Gms	0	0	---

2022 GAME-BY-GAME

Date	Opponent	GS	G	A	Pts	Sh	Up	GB	TO	CT
2.12	Mercer		0	0	0	0	0	0	0	0
3.26	Holy Cross		0	0	0	0	0	0	0	0
4.9	Loyola		0	0	0	0	0	0	0	0

2023 GAME-BY-GAME

Date	Opponent	GS	G	A	Pts	Sh	Up	GB	TO	CT
2.5	Queens		1	1	2	1	0	1	0	0
2.18	Manhattan		0	0	0	0	0	1	0	0

2024 GAME-BY-GAME

Date	Opponent	GS	G	A	Pts	Sh	Up	GB	TO	CT
2.3	Mount St. Mary's		0	0	0	0	0	0	0	0
2.10	Hofstra		0	0	0	0	0	0	1	0
2.24	#12 Penn State		0	0	0	0	0	0	1	0
3.23	Holy Cross		0	0	0	0	0	0	0	0

9 MAC HALEY

JR. | A | 5-11 | 189 | SHADY SIDE, MD.

• 2024 Patriot League Academic Honor Roll

- A starter in 27 (15 Fr // 12 So) of the 29 games in which he has played during his career ... played attack all of his rookie year and the first 4 games of 2024 before sliding to midfield

2024 // Sophomore Year

- A starter in 12 of the 13 games in which he played, he finished the year as Navy's 6th-leading scorer with 16 points on 9 goals and 7 assists ... his season was cut short by a hand injury the week of Navy's regular-season game against Loyola
- Played attack the first 4 games of the season before sliding to midfield
- Dealt out an assist on Carter Ash's extra-man goal in the Mids' loss to #12 Army
- Produced a season-high tying 3 points on a goal and 2 assists in the win over #17 Colgate ... his goal and one of the assists came in the 4th quarter
- Scored Navy's first goal of the 4th quarter that capped a 7-0 run by the Mids against Holy Cross
- Dealt out a career-high tying 2 assists in the Mids' overtime win at #8 Johns Hopkins
- Rotated in from the sideline against Lehigh where he finished with 2 goals and an assist
- Moved to midfield for the Boston U. contest where he dealt out an assist in the win
- Saw his 10-game point-scoring streak snapped by #12 Penn State
- One of 4 players to punch in goal at Towson



- Punched in Navy's final goal of its 6-0 first-half run against Hofstra en route to a 16-8 win
- Recorded his fifth-career multi-goal game and third-career hat trick with his 3 goals on 4 shots against Mount St. Mary's in the opener

2023 // Freshman Year

- A starter in 15 of the 16 contests, he closed out his rookie season as Navy's 3rd-leading scorer with 30 points on 16 goals and 14 assists
- With a pair of assists against Loyola in the Patriot League Quarterfinals, he became just the 15th freshman in school history to reach 30 points in a season
- His 14 assists were the second most on the team and the are the 9th most by a freshman in program history and the most since the tandem of Tucker Hull and Sam Jones had 15 apiece in 2011 ... teammate Henry Tolker dealt out 11 assists in 2022
- Quiet for much of the game, his goal with 1:28 left in the game against Bucknell provided Navy an insurance goal en route to its win over the Bison
- Recorded an assist and picked up a career-high 3 ground balls in his Star Game debut
- Scored a goal and added a pair of assists in the win over Lafayette ... his goal and and assist came during the Mids' 3-0 run in the fourth quarter that helped Navy seal the win
- Dealt out the assist to Henry Tolker in what would be the game-winning goal against #17 Boston U.
- Scored a goal and dealt out a pair of assists in the Mids' conference win over Holy Cross
- Paced Navy with his second-career hat trick against #9 Johns Hopkins ... scored his 3 goals on 6 shots
- Extended his goal-scoring streak to 5-consecutive games with a target at Colgate
- Turned in 3 points on a pair of goals and an assist in the league opener against Lehigh ... also forced a turnover for the fourth game this season
- Garnered Patriot League Rookie of the Week honors after leading Navy with a career-high 5 points on 3 goals and 2 assists at High Point ... it marked his first-career hat trick ... among his 3 goals was his first-collegiate extra-man goal ... also recorded a caused turnover
- Punched in a goal off an Anthony Ghobriel assist against Manhattan
- Scored a career-high 2 goals and dealt out an assist in the Mids' win over Hofstra ... his goal with 3:44 left in the game proved to be the game-winner
- Made his collegiate debut in the Mids' opener against Mount St. Mary's where he was a member of the starting attack ... turned in a goal and an assist, grabbed 2 ground balls and forced a turnover in his debut

High School

- 2022 graduate of St. John's College High School in Washington, D.C.
- A four-star recruit, he was ranked #21 among the Inside Lacrosse / EVOSHield Power 100 Freshman Rankings
- An Under Armour All-American, Nike National All-Star Game invitee and First-Team All-Washington Catholic Athletic Conference (WCAC) selection his senior year
- Led St. John's College High School to the DC (Interstate Athletic Conference/WCAC) Championship as a junior at the WCAC Championship his senior year

Personal

- Son of Kevin and Kathy Haley
- Majoring in Political Science, he owns a 3.00 grade-point average
- He has earned Commandant's (F2023, S2024) List accolades multiple times, while also being named to the Dean's (S2024) List
- Father, Kevin, is a graduate of Princeton where he was a four-year member of the track & field team
- Brother, TJ, is a 2024 graduate of Georgetown where he was a two-time All-BIG EAST attackman and was the BIG EAST Freshman of the Year (unanimous) in 2021 ... he is in his first year serving as an assistant coach at Lehigh
- Sister, Maggie, is a 2020 graduate of Wellesley where she was a four-year member of the swimming & diving team
- Cousin, Nate Williams, is a 2021 graduate of Denver where he was a four-year member of the lacrosse team (D)
- Cousin, Henry Williams, is a 2015 graduate of Notre Dame where he was a four-year member of the lacrosse team (LSM)
- Cousin, Rob Posniewski, is a 2015 graduate of Princeton where he was a four-year member of the lacrosse team (D)
- Cousin, Jake Haley, is a 2014 graduate of Georgetown where he was a four-year member of the lacrosse team (GK)
- Cousin, Quinn Haley, is a 2014 graduate of Maryland where he was a four-year member of the lacrosse team (A)



2025 NAVY MEN'S LACROSSE

MIDSHIPMEN PROFILES

- High school teammate Paul Garza (Jr) is also a member of the Mids' lacrosse team
- High school teammate of Richard Checo, a junior All-Patriot League defenseman at Lehigh

CAREER STATISTICS

Yr	GP-S	G	A	Pts	Sh	Up	GB	TO	CT
2023	16-15	16	14	30	87	2	19	18	4
2024	13-12	9	7	16	41	0	9	12	1
Total	29-27	25	21	46	128	2	28	30	5

PATRIOT LEAGUE STATISTICS

Yr	GP-S	G	A	Pts	Sh	Up	GB	TO	CT
2023	8-7	6	8	14	43	1	9	10	1
2024	7-6	4	5	9	17	0	6	7	1
Total	15-13	10	13	23	60	1	15	17	2

CAREER HIGHS

Goals	3 (3x; last vs. Mount St. Mary's, 2.3.24)
Assists	2 (6x; last vs. Colgate, 3.30.24)
Points	5 at High Point (2.25.23)
Ground Balls	3 vs. Army (4.22.23)
Caused Turnovers	1 (5x; last at Army, 4.13.24)

MISCELLANEOUS STATISTICS

Miscellaneous	'24	Career	Last
Multi-Point Gms	4	12	Colgate, 3.30.24
Multi-Goal Gms	2	6	at Lehigh, 3.9.24
Hat Tricks	1	3	Mount St. Mary's, 2.3.24
Multi-Assist Gms	2	6	Colgate, 3.30.24

2023 GAME-BY-GAME

Date	Opponent	GS	G	A	Pts	Sh	Up	GB	TO	CT
2.4	Mount St. Mary's	•	1	1	2	6	0	2	0	1
2.5	Queens	•	0	0	0	4	0	1	1	0
2.11	Hofstra	•	2	1	3	6	0	1	1	1
2.18	Manhattan	•	1	0	1	5	0	2	0	0
2.25	High Point	•	3	2	5	8	1	2	2	1
3.4	Lehigh	•	2	1	3	8	1	1	1	1
3.11	Colgate	•	1	0	1	5	0	0	2	0
3.17	Johns Hopkins	•	3	0	3	6	0	1	4	0
3.21	Villanova	•	0	0	0	3	0	0	0	0
3.25	Holy Cross	•	1	2	3	6	0	2	1	0
3.31	Boston U.	•	0	1	1	6	0	1	1	0
4.7	Loyola	•	0	1	1	4	0	1	2	0
4.15	Lafayette	•	1	2	3	5	0	1	1	0
4.22	Army	•	0	1	1	5	0	3	1	0
4.28	Bucknell	•	1	0	1	4	0	0	1	0
5.2	Loyola	•	0	2	2	6	0	1	0	0

2024 GAME-BY-GAME

Date	Opponent	GS	G	A	Pts	Sh	Up	GB	TO	CT
2.3	Mount St. Mary's	•	3	0	3	4	0	0	1	0
2.10	Hofstra	•	1	0	1	4	0	0	0	0
2.17	Towson	•	1	0	1	5	0	0	2	0
2.24	#12 Penn State	•	0	0	0	5	0	1	0	0
3.2	at Boston U.	•	0	1	1	4	0	1	4	0
3.9	at Lehigh	•	2	1	3	3	0	1	0	0
3.15	at #8 Johns Hopkins	•	0	2	2	3	0	0	1	0
3.19	Villanova	•	0	0	0	3	0	2	1	0
3.23	Holy Cross	•	1	0	1	1	0	0	2	0
3.30	#17 Colgate	•	1	2	3	2	0	2	0	0
4.6	at Lafayette	•	0	0	0	2	0	0	1	0
4.13	at #12 Army	•	0	1	1	5	0	2	0	1
4.19	Loyola	•	0	0	0	0	0	0	0	0

20 ZACH HAYASHI

SO. | FO | 5-8 | 221 | NORTH POTOMAC, MD.

- 2024 Patriot League Rookie of the Year
- 2024 Second-Team All-Patriot League
- 2024 ECAC Rookie of the Year
- 2024 All-ECAC Team
- 2024 Patriot League All-Tournament Team
- 2024 Patriot League Academic Honor Roll



- Hayashi stands 7th on Navy's career top-20 faceoff wins list ... entering his second season, he trails 6th-place Joe Varello (249 / 2015-18) by 35
- Extended an invitation by USA Lacrosse for its training team in advance of the 2025 World Lacrosse Men's U20 Championship ... a final roster has not yet been announced

2024 // Freshman Year

- A 2024 Second-Team All-Patriot League selection, he is one of only 5 Navy freshmen all-time to garner All-Patriot League accolades, joining midfielder Basil Daratsos (2007), faceoff specialist Brady Dove (2014), defenseman Jackson Bonitz (2021) and AJ Marsh (2024)
- Named the 2024 Patriot League Rookie of the Year ... he is just the 3rd Navy player to earn the award, joining Billy Looney (2004) and Tucker Hull (2011) ... he is the 4th faceoff specialist in Patriot League history (since 1991) to earn the award, joining Colgate's Peter Strid (1993), Lehigh's Craig Brown (1995) and Colgate's Parker Gibson (1998)
- Recipient of the Lt. Brendan Looney Award, presented to that player who leads by example, displays mental and physical toughness and shows dedication to his teammates
- Ranked #16 on Inside Lacrosse's list of early season freshmen impact players and #11 on the midseason list
- Ranked #19 nationally and #2 in the Patriot League in faceoff winning percentage (214-372, 57.5) and #22 in ground balls per game (105 / 6.56)
- Officially broke the Navy single-season faceoff wins record against Loyola in the Patriot League Quarterfinals ... he entered the game tied with Anthony Ghobriel (185 / 2023) for the record ... he is the only player in school history to reach 200 faceoff wins in a single season
- His 214 wins tied for the 10th most in program history alongside Lehigh's Conor Gaffney (2018) and Loyola's Graham Savio (2017)
- Won 14 of the 26 draws (53.8) he took against Loyola (4.19) in the regular season to break the Navy freshman records for faceoff wins and attempts ... both records had previously been held by Brady Dove (163-289 / 2014) ... Hayashi's 57.5 winning percentage is 3rd best among Navy freshmen all-time
- Finished the year with 105 ground balls, 1 of only 2 players in school history to reach 100 ground balls in a single season ... he broke the single-season school record with his 11 ground balls against Loyola (4.30) in the Patriot League Quarterfinals ... Brady Dove previously held the record with 100 ground balls in 2017
- Along with teammate Ian McGullam, represented Navy on the Patriot League All-Tournament Team
- Won 11 of the 22 draws (50.0) he took against Lehigh in the Patriot League Semifinals
- Won 18 of the 26 draws (69.2) against Loyola in the Patriot League Quarterfinals and picked up 11 ground balls ... his 18 wins were the most by a Navy player in a Patriot League Tournament contest, as were the 18 total team wins ... the 26 attempts were also the most by a Navy player in tournament history ... his 11 ground balls broke the Navy record for most ground balls in a Patriot League Tournament contest
- Named to the USILA Div. I National Team of the Week, while also garnering Patriot League Faceoff Specialist AND Rookie of the Week honors following his performance against Bucknell in the regular-season finale ... he won 20 of 28 draws (71.4) and scooped up 12 ground balls ... his wins, attempts, winning percentage and ground balls marks were all career highs
- His 20 wins were the most by a Navy player since Joe Varello tied the school record with 21 wins against Loyola in 2018
- The 20 wins are tied as the 4th most in the program's 117-year history (21 wins record / achieved 3 times)
- His 12 ground balls are tied for the 5th most in program history and tied as the most during the Joe Ample era
- His performance against the Bison helped him break the Navy freshman record for ground

2025 NAVY MEN'S LACROSSE

MIDSHIPMEN PROFILES

balls ... the previous record was 83 set by Brady Dove in 2014

- Faced his most difficult foe of the season against #12 Army where he met Will Coletti who is ranked #2 in the nation in faceoff winning percentage ... Coletti bested the rookie by just 1 (13-12), as Hayashi won 12 of the 25 draws and led Navy with 6 ground balls
- Won 11 of 23 (47.8) faceoffs at Lafayette (4.6) where he grabbed 4 ground balls and dealt out his 2nd assist of the season
- Named the Patriot League Faceoff Specialist of the Week for a 3rd time this season following his 13 for 22 (59.1) performance in the win over #17 Colgate ... after going just 4 for 9 in the opening half, he won 9 of the 13 draws in the second half and 5 for 6 in the 4th quarter ... also grabbed a team-high 9 ground balls
- Won 8 of the 12 draws (66.7) he took in the opening half against Holy Cross before retiring due to a vicious hit ... scored his 2nd-career goal to close out the 1st quarter and give Navy the lead for good
- Struggled for the first time this season, winning just 9 of the 24 draws (37.5) against Villanova ... faced 5th-year Justin Coppola (14-22), who came into the game ranked 12th nationally in winning percentage, and Ryan Cunningham (1-2) ... Hayashi became only the 3rd freshman in program history to reach the 100-win milestone, joining Brady Dove (163 in 2014) and Nick Barry (134 in 2019)
- Garnered Patriot League Rookie of the Week for a third time this season with his 13 for 23 (56.5) performance against #8 Johns Hopkins ... won the overtime faceoff that led to the Mids' game-winner by Max Hewitt ... grabbed a team-high 7 ground balls ... scored his first-collegiate goal, winning the draw and scoring 7 seconds into the second half
- Faced his toughest battle to date against Lehigh where he won 13 of the 25 draws (52.0) while grabbing 5 ground balls
- Named to the USILA Div. I National Team of the Week, while also garnering Patriot League Faceoff Specialist AND Rookie of the Week honors following his performance against Boston U. in the league opener ... won a then career-high 19 of the 27 draws (70.4) he took, while also grabbing a then personal-best 10 ground balls ... it was the first time a Navy player had turned in double-digit ground balls since Jacob Jarosz grabbed 10 against Jacksonville on Feb. 28, 2021.
- He is only the 2nd Navy player to be named the league's rookie of the week and earn one of the other player-of-the-week awards (joined the league in 2004) ... Ryan Kern was named the rookie of the week and the league's goalkeeper of the week on April 17, 2017, following the Mids' 10-6 win over eighth-ranked Army in which Kern made 17 saves, including 10 in the fourth quarter.
- Won 11 of the 19 draws (57.9) he took against #12 Penn State ... dominated the opening half, winning 7 of the 9 faceoffs against Colby Baldwin ... grabbed 7 ground balls, caused a turnover and dealt out his first-career assist
- Held his own against veteran Towson faceoff specialist Matt Constantinides, winning 12 of the 26 draws (46.2) and grabbed 5 ground balls ... Constantinides moved into 5th on the Tigers' all-time wins leader board against the Mids
- Earned Patriot League Rookie of the Week honors following his 16 for 23 (69.6) faceoff performance against Hofstra
- Named Patriot League Faceoff Specialist of the Week following Navy's win over Mount St. Mary's in the opener where he won 14 of the 21 draws (66.7) he took
- He is the sixth different Navy player and the Mids' first freshman to earn the weekly faceoff honor since it was established in 2016 ... only the seventh different freshman among all conference schools to win the award and just the second (Conor Gaffney, Lehigh / 2017) to earn the award following his first-collegiate appearance ... only the second Navy player to earn any of the Patriot League weekly awards following the player's first-collegiate game (Sam Jones 2011 / Rookie of the Week).

High School

- 2023 graduate of McDonogh School in Owings Mills, Md.
- Three-sport athlete who was a four-year letter winner in football, lacrosse and wrestling
- Served as the lacrosse team captain his senior year
- Two-time (2022, '23) selection for the Maryland State Lacrosse Coaches Association (MSLCA) All-State Team ... earned honorable mention as a junior and first team as a senior
- Garnered Baltimore Sun First-Team All-Metro recognition as a senior, while also earning All-MIAA honors
- Led McDonogh to back-to-back (2022, '23) MIAA Championships in lacrosse
- Recipient of the 2023 Lyle Memorial Trophy and the W. Taylor Cook Award at McDonogh School

Personal

- Son of Carl and Susan Hayashi
- Majoring in Cyber Operations, he owns a 3.87 grade-point average
- Has been named to the Superintendent's (S2024, F2024) and Commandant's (S2024, F2024) Lists multiple times
- Stands #53 in Overall Order of Merit in the Class of 2027 (1,114 members) ... ranked #106 in Academic Order of Merit and #1 in Military Order of Merit
- Father, Carl, is a graduate of Lewis and Clark College where he was a member of the football team
- Mother, Susan, is a graduate of Hope College where she was a member of the field hockey team
- Sister, Alyssa, is a senior at Swarthmore College where she is a member of the women's basketball team ... she was the team's second-leading scorer (10.4) and top three-point shooter as both a sophomore and junior ... she led the team in assists (40) and was second in steals (63) as a sophomore and flip-flopped the trend in her junior year as the leader in steals (61) and second in assists (42)
- High school teammates Aidan Hurdle (Jr), AJ Marsh (So) and Chase Green (Fr) are also members of the Navy lacrosse team

CAREER STATISTICS

Yr	GP-S	G	A	Pts	Sh	GB	TO	CT	FO	Pct
2024	16-0	2	2	4	3	105	11	2	214-372	57.5
Total	16-0	2	2	4	3	105	11	2	214-372	57.5

PATRIOT LEAGUE STATISTICS

Yr	GP-S	G	A	Pts	Sh	GB	TO	CT	FO	Pct
2024	8-0	1	1	2	2	58	8	1	110-188	58.5
Total	8-0	1	1	2	2	58	8	1	110-188	58.5

CAREER HIGHS

Goals	1 (2x; last vs. Holy Cross, 3.23.24)
Assists	1 (2x; last at Lafayette, 4.6.24)
Points	1 (4x; last at Lafayette, 4.6.24)
Ground Balls	12 vs. Bucknell (4.26.24)
FO Wins	20 vs. Bucknell (4.26.24)
FO Attempts	28 vs. Bucknell (4.26.24)
FO Pct. (10 min)	71.4 (20-28) 12 vs. Bucknell (4.26.24)

2024 GAME-BY-GAME

Date	Opponent	G	A	Pts	Sh	GB	TO	CT	FO	Pct
2.3	Mount St. Mary's	0	0	0	0	3	0	0	14-21	66.7
2.10	Hofstra	0	0	0	0	4	0	0	16-23	69.6
2.17	at Towson	0	0	0	0	5	0	0	12-26	46.2
2.24	#12 Penn State	0	1	1	0	7	0	1	11-19	57.9
3.2	at Boston U.	0	0	0	0	10	1	0	19-27	70.4
3.9	at Lehigh	0	0	0	1	5	0	0	13-25	52.0
3.15	at #8 Johns Hopkins	1	0	1	1	7	1	0	13-23	56.5
3.19	Villanova	0	0	0	0	6	2	0	9-24	37.5
3.23	Holy Cross	1	0	1	1	4	0	0	8-12	66.7
3.30	#17 Colgate	0	0	0	0	9	3	1	13-22	59.1
4.6	at Lafayette	0	1	1	0	4	1	0	11-23	47.8
4.13	at #12 Army	0	0	0	0	6	1	0	12-25	48.0
4.19	Loyola	0	0	0	0	8	0	0	14-26	53.8
4.26	Bucknell	0	0	0	0	12	1	0	20-28	71.4
4.30	Loyola	0	0	0	0	11	1	0	18-26	69.2
5.3	vs. Lehigh	0	0	0	0	4	0	0	11-22	50.0



2025 NAVY MEN'S LACROSSE

MIDSHIPMEN PROFILES

2024 PATRIOT LEAGUE FACEOFF % LEADER BOARD

1.	62.0 (215-347)	Will Coletti, Army
2.	57.5 (214-372)	ZACH HAYASHI, NAVY
3.	56.1 (203-362)	Sean Dow, Lehigh
4.	54.8 (121-221)	Evan Prince, Lafayette
5.	53.4 (155-290)	Matthew Fritz, Boston U.
6.	48.1 (100-208)	Connor DePiero, Holy Cross
7.	46.0 (115-250)	Brendan Coyle, Bucknell
8.	43.1 (75-174)	Eric Pacheco, Loyola
9.	41.9 (131-313)	Kyle Rummel, Colgate
10.	37.3 (82-220)	Carson Hall, Loyola

PATRIOT LEAGUE SINGLE-SEASON FACEOFF WINS LEADER BOARD

1.	255	Mike Sisselberger, Lehigh	2023
2.	252	Will Coletti, Army	2023
3.	249	Conor Gaffney, Lehigh	2019
4.	246	Bailey Savio, Loyola	2019
5.	238	Robert Grabher, Colgate	2012
6.	235	Conor Calderone, Boston U.	2022
7.	225	Mike Sisselberger, Lehigh	2021
8.	226	Mike Sisselberger, Lehigh	2022
9.	215	Will Coletti, Army	2024
10.	214	ZACH HAYASHI	2024
	214	Conor Gaffney, Lehigh	2018
	214	Graham Savio, Loyola	2017

NAVY SINGLE-SEASON FACEOFF WINS LEADER BOARD

(1995 to present)

1.	214	ZACH HAYASHI	2024
2.	185	Anthony Ghobriel	2023
3.	173	Chris Pieczonka	2004
4.	169	Brady Dove	2017
5.	163	Brady Dove	2014

NAVY CAREER FACEOFF WINS LEADER BOARD

1.	637	Brady Dove	2014-17
2.	363	Chris Pieczonka	2002-05
3.	313	William Wallace	2003-07
4.	266	Logan West	2009-12
5.	258	Chris Dingman	2000-03
6.	249	Joe Varello	2015-18
7.	214	ZACH HAYASHI	2024-PRESENT
8.	200	Nick Barry	2019-22

NAVY FRESHMAN FACEOFF RECORD BOOKFACEOFF WINS

1.	214	ZACH HAYASHI	2024
2.	163	Brady Dove	2014
3.	134	Nick Barry	2019
4.	64	Mike Haertel	1997
5.	46	William Wallace	2004

FACEOFF ATTEMPTS

1.	372	ZACH HAYASHI	2024
2.	289	Brady Dove	2014
3.	264	Nick Barry	2019
4.	122	Mike Haertel	1997
5.	73	William Wallace	2004
	73	Tommy Wallin	2004

FACEOFF % (MIN. 50 ATTEMPTS)

1.	63.0 (46-73)	William Wallace	2004
2.	61.6 (45-73)	Tommy Wallin	2004
3.	57.5 (214-372)	ZACH HAYASHI	2024
4.	56.4 (163-289)	Brady Dove	2014
5.	53.2 (33-62)	Joe Varello	2015
6.	52.5 (64-122)	Mike Haertel	1997
7.	50.8 (134-264)	Nick Barry	2019
8.	50.0 (31-62)	Sean Reilly	2013
9.	49.1 (26-53)	Joe Miller	2019

NAVY SINGLE-SEASON GROUND BALLS LEADER BOARD

(1985 to present)

1.	105	ZACH HAYASHI	2024
2.	100	Brady Dove	2017
3.	93	Chris Pieczonka	2004
4.	87	Brady Dove	2016
	87	William Wallace	2006

NAVY FRESHMAN GROUND BALLS LEADER BOARD (1985 to present)

1.	105	ZACH HAYASHI	2024
2.	83	Brady Dove	2014
3.	58	Nick Barry	2019
4.	57	Doug Derocher	1989
5.	49	Tom Hanzsche	1986

46 AIDAN HURDLE

JR. | D | 5-10 | 186 | ANNAPOLIS, MD.

2024 // Sophomore Year

- Saw action in 6 games over the course of the season ... missed 3 games (Lehigh, Johns Hopkins, Villanova) due to injury
- Moved back and forth between close defense and short-stick defensive midfield
- He was part of a unit that was ranked 24th nationally and led the Patriot League in scoring defense (10.75) ... the Mids held 7 of their 16 opponents to single digits (Mount St. Mary's, Hofstra, Boston U., Johns Hopkins, Holy Cross, Colgate, Lafayette)
- Part of a defensive effort that held Holy Cross scoreless for 23:19 (2nd-4th Qtr), the longest scoring drought by a Navy opponent this season ... during that time, Navy went on a 7-0 run to extend a 1-goal lead (5-4) to an 8-goal advantage (12-4)



2023 // Freshman Year

- Made appearances in a pair of games, including making his collegiate debut in the Mids' win over Queens
- Navy's defense is now 65-1 since 2003 (7-0 under Amplo) when holding an opponent to 5 or fewer goals after defeating Queens 19-5 ... the Mids held the Royals scoreless for the first 34 minutes of the contest before allowing a goal ... recorded his first-career caused turnover in his first-career game

High School

- 2022 graduate of McDonogh School in Owings Mills, Md.
- Three-sport athlete who lettered in football (4), lacrosse (4) and wrestling (4)
- Served as team captain of the lacrosse team his senior year
- Placed eighth in the Maryland Wrestling State Championship as a freshman and sophomore
- Led McDonogh to the MIAA Championship his senior year

Personal

- Son of Hans Hurdle and Cindy Cootauco
- Majoring in Quantitative Economics
- Father, Hans, is a 1985 graduate of Swarthmore where he was a two-time (1984, '85) All-American and league MVP on the lacrosse team

2025 NAVY MEN'S LACROSSE

MIDSHIPMEN PROFILES

- Brother, Andrew, is a 2022 graduate of UMBC where he was a four-year member of the lacrosse team (M)
- Brother, Austin, is a 2019 graduate of Dickinson College where he was a four-year member of the lacrosse team (FO)
- Brother, Alex, is a 2018 graduate of Notre Dame where he was a four-year member of the lacrosse team (D)
- High school teammates Zach Hayashi (So), AJ Marsh (So) and Chase Green (Fr) are also members of the Navy lacrosse team
- High school teammate of Hugh Brown is a junior midfielder at Loyola

CAREER STATISTICS

Yr	GP-S	G	A	Pts	Sh	GB	TO	CT
2023	2-0	0	0	0	0	0	0	1
2024	6-0	0	0	0	0	0	0	0
Total	8-0	0	0	0	0	0	0	1

PATRIOT LEAGUE STATISTICS

Yr	GP-S	G	A	Pts	Sh	GB	TO	CT
2023	---	---	---	---	---	---	---	---
2024	3-0	0	0	0	0	0	0	0
Total	3-0	0	0	0	0	0	0	0

CAREER HIGHS

Goals	---
Assists	---
Points	---
Ground Balls	---
Caused Turnovers	1 vs. Queens (2.5.23)

2023 GAME-BY-GAME

Date	Opponent	GS	G	A	Pts	Sh	GB	TO	CT
2.5	Queens		0	0	0	0	0	0	1
3.21	Villanova		0	0	0	0	0	0	0

2024 GAME-BY-GAME

Date	Opponent	GS	G	A	Pts	Sh	GB	TO	CT
2.3	Mount St. Mary's		0	0	0	0	0	0	0
2.10	Hofstra		0	0	0	0	0	0	0
2.24	#12 Penn State		0	0	0	0	0	0	0
3.2	at Boston U.		0	0	0	0	0	0	0
3.23	Holy Cross		0	0	0	0	0	0	0
4.26	Bucknell		0	0	0	0	0	0	0

65 LIAM HURLEY

SO. | M | 5-7 | 157 | WILLIAMSBURG, VA.

2024 // Freshman Year


- Appeared in 4 contests, making his collegiate debut in the Mids' 19-6 win over Mount St. Mary's in the opener

High School

- 2022 graduate of St. Anne's-Belfield School in Charlottesville, Va.
- Three-year lacrosse letter winner
- Two-time (2021, '21) First-Team All-State (Va.) and First-Team All-Prep League

Personal

- Son of Michael and Pamela Hurley
- Majoring in Quantitative Economics
- Attended the Naval Academy Prep School during the 2022-23 academic year
- Family has an extensive military background as both grandfathers, 3 uncles, father and brother all served in the Army ... also has a brother who is serving in the Coast Guard
- Mother, Pamela, is a graduate of Christopher Newport where she was a member of the women's tennis team



CAREER STATISTICS

Yr	GP-S	G	A	Pts	Sh	Up	GB	TO	CT
2024	4-0	0	0	0	0	0	0	1	0
Total	4-0	0	0	0	0	0	0	1	0

PATRIOT LEAGUE STATISTICS

Yr	GP-S	G	A	Pts	Sh	Up	GB	TO	CT
2024	1-0	0	0	0	0	0	0	1	0
Total	1-0	0	0	0	0	0	0	1	0

CAREER HIGHS

Goals	---
Assists	---
Points	---
Ground Balls	---
Caused Turnovers	---

2024 GAME-BY-GAME

Date	Opponent	GS	G	A	Pts	Sh	Up	GB	TO	CT
2.3	Mount St. Mary's		0	0	0	0	0	0	0	0
2.10	Hofstra		0	0	0	0	0	0	0	0
3.9	Villanova		0	0	0	0	0	0	0	0
3.23	Holy Cross		0	0	0	0	0	0	1	0

35 CARTER KING

SO. | LSM | 6-4 | 215 | SAMMAMISH, WASH.

• 2024 Patriot League Academic Honor Roll

2024 // Freshman Year

- Saw action in 3 games, including making his collegiate debut in the Mids' 19-6 win over Mount St. Mary's in the opener
- Picked up a pair of ground balls over the course of the season

High School

- 2022 graduate of Skyline High School in Sammamish, Wash.
- Two-sport athlete who earned letters in football (3) and lacrosse (4)
- Two-year (2021, '22) lacrosse team captain who garnered First-Team All-State (Wash.) and USA Lacrosse All-America honors as a senior
- Member of the Skyline HS lacrosse team that won the state title his senior year and was the runner-up his freshman year



Personal

- Son of Todd and Wendy King
- Majoring in Operations Research, he owns a 3.82 grade-point average
- Has earned Commandant's (F2023, S2024) and Dean's (F2023, F2024) List accolades multiple times, while also being named to the Superintendent's List (S2024)
- Stands #147 in Overall Order of Merit in the Class of 2027 (1,114 members) ... ranked #137 in Academic Order of Merit and #309 in Military Order of Merit
- Attended the Naval Academy Prep School during the 2022-23 academic year

CAREER STATISTICS

Yr	GP-S	G	A	Pts	Sh	GB	TO	CT
2024	3-0	0	0	0	0	2	0	0
Total	3-0	0	0	0	0	2	0	0

PATRIOT LEAGUE STATISTICS

Yr	GP-S	G	A	Pts	Sh	GB	TO	CT
2024	1-0	0	0	0	0	1	0	0
Total	1-0	0	0	0	0	1	0	0



2025 NAVY MEN'S LACROSSE

MIDSHIPMEN PROFILES

CAREER HIGHS

Goals	---
Assists	---
Points	---
Ground Balls	1 (2x; last vs. Holy Cross, 3.23.24)
Caused Turnovers	---

2024 GAME-BY-GAME

Date	Opponent	GS	G	A	Pts	Sh	GB	TO	CT
2.3	Mount St. Mary's		0	0	0	0	1	0	0
2.10	Hofstra		0	0	0	0	0	0	0
3.23	Holy Cross		0	0	0	0	1	0	0


31 BOBBY KITTELBERGER

SR. | LSM | 5-11 | 187 | WANTAGH, N.Y.

- Has appeared in 13 games (1 Fr // 7 So // 5 Jr) during his career

2024 // Junior Year

- Played in 5 games before suffering a season-ending knee injury in the Mids' win at Boston U. ... amassed 5 ground balls, 2 caused turnovers and an assist prior to his injury
- He was part of a unit that was ranked 24th nationally and led the Patriot League in scoring defense (10.75) ... the Mids held 7 of their 16 opponents to single digits (Mount St. Mary's, Hofstra, Boston U., Johns Hopkins, Holy Cross, Colgate, Lafayette)
- Navy's defense held Boston U. scoreless for nearly 22 minutes between the 2nd (3:33) and 4th (11:44) quarters, while Navy went on a 5-0 run and built a 6-goal advantage (12-6) ... the Mids contained the high-powered offense that entered the game averaging 13.5 goals per game
- Recorded a career-best 2 caused turnovers against the Terriers
- Recorded the first point of his career in the win over Hofstra where he dealt out an assist to Xavier Arline ... also picked up a pair of ground balls



2023 // Sophomore Year

- Appeared in 7 games and recorded a pair of ground balls and a caused turnover
- Member of a defensive unit that closed out 2023 ranked 10.44 nationally and #2 in the Patriot League in scoring defense, holding opponents to 10.44 goals per game
- Navy's defense is now 65-1 since 2003 (7-0 under Amplo) when holding an opponent to 5 or fewer goals after defeating Queens 19-5 ... the Mids held the Royals scoreless for the first 34 minutes of the contest before allowing a goal
- Part of a defensive unit that held Mount St. Mary's to just 2 goals in the first half en route to a 13-7 victory in the opener
- Made his first appearance since last year's opener against Mount St. Mary's ... recorded a caused turnover in the win

2022 // Freshman Year

- Made his collegiate debut in the Mids' opener against Mount St. Mary's where he grabbed 3 ground balls and caused a turnover
- Suffered a season-ending knee injury following the opener

High School

- 2020 graduate of St. Anthony's High School in South Huntington, N.Y.
- Lacrosse letter winner who served as co-captain his freshman and sophomore years
- Helped lead St. Anthony's to the 2019 New York Class CHSAAA Championship crown with a 14-13 win over Chaminade
- Member of St. Anthony's National Honor Society

Personal

- Son of Bob and Denise Kittelberger
- His service assignment is Navy Pilot
- Majoring in Quantitative Economics
- Also considered Army, Delaware, Fairfield, Stony Brook and Sacred Heart

- Father, Bob, is a graduate of NYU and was a four-year member of the soccer team

CAREER STATISTICS

Yr	GP-S	G	A	Pts	Sh	GB	TO	CT
2022	1-0	0	0	0	0	3	0	1
2023	7-0	0	0	0	0	2	1	1
2024	5-0	0	1	1	0	5	1	2
Total	13-0	0	1	1	0	10	2	4

PATRIOT LEAGUE STATISTICS

Yr	GP-S	G	A	Pts	Sh	GB	TO	CT
2022	---	---	---	---	---	---	---	---
2023	---	---	---	---	---	---	---	---
2024	1-0	0	0	0	0	0	0	2
Total	1-0	0	0	0	0	0	0	2

CAREER HIGHS

Goals	---
Assists	1 vs. Hofstra (2.10.24)
Points	1 vs. Hofstra (2.10.24)
Ground Balls	3 vs. Mount St. Mary's (2.5.22)
Caused Turnovers	2 at Boston U. (3.2.24)

2022 GAME-BY-GAME

Date	Opponent	GS	G	A	Pts	Sh	GB	TO	CT
2.5	Mount St. Mary's		0	0	0	0	3	0	1

2023 GAME-BY-GAME

Date	Opponent	GS	G	A	Pts	Sh	GB	TO	CT
2.4	Mount St. Mary's		0	0	0	0	0	0	1
2.5	Queens		0	0	0	0	0	0	0
2.11	Hofstra		0	0	0	0	1	0	0
2.18	Manhattan		0	0	0	0	0	0	0
2.25	High Point		0	0	0	0	1	1	0
3.17	Johns Hopkins		0	0	0	0	0	0	0
3.21	Villanova		0	0	0	0	0	0	0

2024 GAME-BY-GAME

Date	Opponent	GS	G	A	Pts	Sh	GB	TO	CT
2.3	Mount St. Mary's		0	0	0	0	1	0	0
2.10	Hofstra		0	1	1	0	2	0	0
2.17	at Towson		0	0	0	0	1	1	0
2.24	#12 Penn State		0	0	0	0	1	0	0
3.2	at Boston U.		0	0	0	0	0	0	2

40 TAYLOR LAFAR

SR. | M | 5-11 | 178 | CHARLOTTE, N.C.

• 2022, '23, '24 Patriot League Academic Honor Roll

- Selected by his teammates to wear jersey #40 in honor of fallen Navy SEAL and former Navy lacrosse player Lt. Brendan Looney, who was killed in Afghanistan on Sept. 21, 2010

2024 // Junior Year


- Made his first appearance since his plebe year in the Mids' win over Holy Cross

2023 // Sophomore Year

- Battled injury throughout the fall and spring seasons

2022 // Freshman Year

- Made his collegiate debut in the Mids' Patriot League contest against Loyola



2025 NAVY MEN'S LACROSSE

MIDSHIPMEN PROFILES

High School

- 2021 graduate of Charlotte Country Day School in Charlotte, N.C.
- Two-sport athlete who lettered in lacrosse (4) and soccer (4)
- Served as captain of the lacrosse and soccer teams his junior and senior seasons
- A 2021 USA Lacrosse High School All-American, who garnered North Carolina Independent Schools Athletic Association (NCISAA) DI All-State (N.C.), Second-Team HSOT All-State and First-Team All-Conference accolades in lacrosse as a senior
- Recipient of the 2021 USA Lacrosse Bob Scott Award which recognizes one player from each area who goes 'above and beyond' in service to his team, school and community
- Two-time (2019, '20) Second-Team All-Conference selection in soccer

Personal

- Son of Daniel III and Virginia LaFar
- His service assignment is Marine Corps Ground
- Majoring in English, he owns a 3.81 grade-point average
- Has earned Superintendent's (S2022, S2023), Commandant's (F2021, S2022, F2022, S2023, F2023, F2024) and Dean's (F2021, F2022, F2023, F2024) List accolades multiple times
- Stands #230 in Overall Order of Merit among the Class of 2025 (1,068 students) ... ranked #153 in Academic Order of Merit and #394 in Military Order of Merit
- Validated out of five classes - Calculus I, Calculus II, Basic French I, Basic French II, Human Behavior
- Also considered Brown, Dartmouth, Harvard, Loyola, Michigan, Richmond and Rutgers
- Father, Daniel III, is a 1990 graduate of Davidson College where he was a member of the golf team
- Active participant in the Leukemia and Lymphoma Society Student of the Year Campaign and was the 2019-20 Candidate Runner Up (2019-2020)
- In 2018, mentored underprivileged youth multiple times a week through reading, writing, and sports activities via I Am 24/7
- In the spring of 2021, helped the Preface Project by tutoring and teaching young children how to develop reading skills.

CAREER STATISTICS

Yr	GP-S	G	A	Pts	Sh	Up	GB	TO	CT
2022	1-0	0	0	0	0	0	0	0	0
2023	---	---	---	---	---	---	---	---	---
2024	1-0	0	0	0	0	0	0	1	0
Total	2-0	0	0	0	0	0	0	1	0

PATRIOT LEAGUE STATISTICS

Yr	GP-S	G	A	Pts	Sh	Up	GB	TO	CT
2022	1-0	0	0	0	0	0	0	0	0
2023	---	---	---	---	---	---	---	---	---
2024	1-0	0	0	0	0	0	0	1	0
Total	2-0	0	0	0	0	0	0	1	0

CAREER HIGHS

Goals	---
Assists	---
Points	---
Ground Balls	---
Caused Turnovers	---

2022 GAME-BY-GAME

Date	Opponent	GS	G	A	Pts	Sh	Up	GB	TO	CT
4.9	Loyola		0	0	0	0	0	0	0	0

2024 GAME-BY-GAME


Date	Opponent	GS	G	A	Pts	Sh	Up	GB	TO	CT
2.23	Holy Cross		0	0	0	0	0	0	1	0

15 RYAN LANDOLPHI

SO. | M | 6-2 | 223 | MANHASSET, N.Y.

2024 // Freshman Year

- Appeared in 11 of Navy's 16 games
- Recorded his first-career caused turnover in the Mids' overtime win over #8 Johns Hopkins
- Scored his first-collegiate goal in the Mids' road loss at Towson
- Made his collegiate debut in the Mids' 19-6 win over Mount St. Mary's in the opener



High School

- 2023 graduate of Chaminade High School in Mineola, N.Y.
- Two-sport athlete who earned letters in hockey and lacrosse
- Two-time (2022, '23) all-league lacrosse selection
- Served as captain of both the hockey and lacrosse teams his senior year
- Member of the Chaminade hockey teams that won New York State Catholic High School Athletic Association Championships his junior and senior years
- Member of the National Honor Society

Personal

- Son of Philip and Susan Landolphi
- Majoring in History, he has been named to the Commandant's (F2024) List
- Cousin, Eamonn McCarey, is a 2014 graduate of the Naval Academy
- Brother, Michael, is a graduate of Holy Cross where he was a member of the club hockey team
- High school teammates Jack Flaherty (Jr), Matt Byrnes (So), Aidan Lough (So) and Patrick Flaherty (Fr) are also members of the Navy lacrosse team

CAREER STATISTICS

Yr	GP-S	G	A	Pts	Sh	Up	GB	TO	CT
2024	11-0	1	0	1	7	0	1	4	1
Total	11-0	1	0	1	7	0	1	4	1

PATRIOT LEAGUE STATISTICS

Yr	GP-S	G	A	Pts	Sh	Up	GB	TO	CT
2024	6-0	0	0	0	2	0	1	2	0
Total	6-0	0	0	0	2	0	1	2	0

CAREER HIGHS

Goals	1 at Towson (2.17.24)
Assists	---
Points	1 at Towson (2.17.24)
Ground Balls	1 at Lehigh (3.9.24)
Caused Turnovers	1 at Johns Hopkins (3.15.24)

2024 GAME-BY-GAME

Date	Opponent	GS	G	A	Pts	Sh	Up	GB	TO	CT
2.3	Mount St. Mary's		0	0	0	2	0	0	0	0
2.10	Hofstra		0	0	0	2	0	0	1	0
2.17	at Towson		1	0	1	1	0	0	1	0
2.24	#12 Penn State		0	0	0	0	0	0	0	0
3.2	at Boston U.		0	0	0	1	0	0	1	0
3.9	at Lehigh		0	0	0	1	0	1	0	0
3.15	at #8 Johns Hopkins		0	0	0	0	0	0	0	1
3.23	Holy Cross		0	0	0	0	0	0	1	0
3.30	#17 Colgate		0	0	0	0	0	0	0	0
4.13	at #12 Army		0	0	0	0	0	0	0	0
4.26	Bucknell		0	0	0	0	0	0	0	0

2025 NAVY MEN'S LACROSSE

MIDSHIPMEN PROFILES

17 ROMAN LAROCCO

SR. | M | 6-0 | 186 | MT. AIRY, MD.

2023, '24 Patriot League Academic Honor Roll

2024 // Junior Year

- Appeared in 13 of Navy's 16 contests where he scored his first-collegiate points
- Had a career night against Bucknell where he turned in a career-high 2 points that included his first-collegiate goal
- Dealt out his first-collegiate assist to Evan Conway in the Mids' overtime win against #8 Johns Hopkins ... Conway's goal helped spark a 5-0 run by Navy that allowed the Mids to recover from an early 6-1 deficit



2023 // Sophomore Year

- Played in a pair of road games for the Mids

2022 // Freshman Year

- Appeared in 4 contests, including making his collegiate debut in the Mids' 15-5 win over Mercer

High School

- 2020 graduate of Linganore High School in Frederick, Md.
- Two-sport athlete who lettered in golf (3) and lacrosse (4)
- Served captain of the lacrosse team his junior and senior years
- Garnered 2019 First-Team All-State Public Schools and was named the 2019 Frederick County Player of the Year
- Scored 147 points as a junior and was a finalist for the C. Markland Kelly Award, recognizing the state's lacrosse player of the year
- Graduated as the Frederick County record holder for single-season points (147), goals (78) and assists (69), while also setting the state record for single-season points

Personal

- Son of Rich and Mary LaRocco
- His service assignment is Marine Corps Ground
- Majoring in History, he owns a 3.39 grade-point average
- Has earned Commandant's (S2023, S2024) List accolades multiple times, while also being named to the Dean's (S2024) List
- Attended the Naval Academy Prep School during the 2020-21 academic year
- Also considered Boston U., Delaware and Drexel
- High school teammate of Army senior faceoff standout Will Coletti
- Father, Rich, is a graduate of 1992 RIT where he was a member of the lacrosse team (1989-92)
- Mother, Mary, is a graduate of Delaware where he was a member of the track & field team
- Uncle, Mike LaRocco, is a 1996 graduate of Cornell where he was an All-America lacrosse player (1996) and a two-time First-Team All-Ivy selection ... his 278 saves during his senior campaign remains Cornell's single-season saves mark ... he is a member of the Cornell Athletics Hall of Fame

CAREER STATISTICS

Yr	GP-S	G	A	Pts	Sh	Up	GB	TO	CT
2022	4-0	0	0	0	0	0	0	1	0
2023	2-0	0	0	0	0	0	0	0	0
2024	13-0	1	2	3	6	0	1	4	0
Total	19-0	1	2	3	6	0	1	5	0

PATRIOT LEAGUE STATISTICS

Yr	GP-S	G	A	Pts	Sh	Up	GB	TO	CT
2022	3-0	0	0	0	0	0	0	0	0
2023	1-0	0	0	0	0	0	0	0	0
2024	7-0	1	1	2	5	0	1	2	0
Total	11-0	1	1	2	5	0	1	2	0

CAREER HIGHS

Goals	1 vs. Bucknell (4.26.24)
Assists	1 (2x; last vs. Bucknell, 4.26.24)
Points	2 vs. Bucknell (4.26.24)
Ground Balls	1 vs. Holy Cross (3.23.24)
Caused Turnovers	---

2022 GAME-BY-GAME

Date	Opponent	GS	G	A	Pts	Sh	Up	GB	TO	CT
2.12	Mercer		0	0	0	0	0	0	1	0
3.26	Holy Cross		0	0	0	0	0	0	0	0
4.9	Loyola		0	0	0	0	0	0	0	0
4.29	Bucknell		0	0	0	0	0	0	0	0

2023 GAME-BY-GAME

Date	Opponent	GS	G	A	Pts	Sh	Up	GB	TO	CT
3.11	Colgate		0	0	0	0	0	0	0	0
3.21	Villanova		0	0	0	0	0	0	0	0

2024 GAME-BY-GAME

Date	Opponent	GS	G	A	Pts	Sh	Up	GB	TO	CT
2.3	Mount St. Mary's		0	0	0	2	0	0	0	0
2.10	Hofstra		0	0	0	2	0	0	1	0
2.17	at Towson		1	0	1	1	0	0	1	0
2.24	#12 Penn State		0	0	0	0	0	0	0	0
3.2	at Boston U.		0	0	0	1	0	0	1	0
3.9	at Lehigh		0	0	0	1	0	1	0	0
3.15	at #8 Johns Hopkins		0	0	0	0	0	0	0	1
3.23	Holy Cross		0	0	0	0	0	0	1	0
3.30	#17 Colgate		0	0	0	0	0	0	0	0
4.13	at #12 Army		0	0	0	0	0	0	0	0
4.26	Bucknell		0	0	0	0	0	0	0	0

47 AIDAN LOUGH

SO. | M | 6-2 | 195 | OYSTER BAY, N.Y..

2024 // Freshman Year

- Appeared in 3 games, including making his collegiate debut in the Mids' 19-6 win over Mount St. Mary's where he also scored his first-collegiate goal

High School

- 2023 graduate of Chaminade High School in Mineola, N.Y.
- Two-sport athlete who lettered in football and lacrosse
- Garnered All-New York State Catholic High School Athletic Association lacrosse honors as a senior
- Member of the National Honor Society



Personal

- Son of Patrick and Kathy Lough
- Majoring in Quantitative Economics, he has been named to the Commandant's (S2024) List
- Father, Patrick, is a 1981 graduate of The Citadel where he was a member of the wrestling and baseball teams and also played club lacrosse ... upon graduation he served as an Army Ranger
- Brother, Brendan, is a 2023 graduate of Bates where he was a four-year member of the Bates lacrosse team
- High school teammates Jack Flaherty (Jr), Matt Byrnes (So), Ryan Landolphi (So) and Patrick Flaherty (Fr) are also members of the Navy lacrosse team
- Long-time friend and teammate Philip Verdi is a sophomore goalkeeper at Johns Hopkins

CAREER STATISTICS

Yr	GP-S	G	A	Pts	Sh	Up	GB	TO	CT
2024	3-0	1	0	1	2	0	2	1	0
Total	3-0	1	0	1	2	0	2	1	0

2025 NAVY MEN'S LACROSSE

MIDSHIPMEN PROFILES

PATRIOT LEAGUE STATISTICS

Yr	GP-S	G	A	Pts	Sh	Up	GB	TO	CT
2024	1-0	0	0	0	1	0	2	1	0
Total	1-0	0	0	0	1	0	2	1	0

CAREER HIGHS

Goals	1 vs. Mount St. Mary's (2.3.24)
Assists	---
Points	1 vs. Mount St. Mary's (2.3.24)
Ground Balls	2 vs. Holy Cross (3.23.24)
Caused Turnovers	---

2024 GAME-BY-GAME


Date	Opponent	GS	G	A	Pts	Sh	Up	GB	TO	CT
2.3	Mount St. Mary's		1	0	1	1	0	0	0	0
2.10	Hofstra		0	0	0	0	0	0	0	0
3.23	Holy Cross		0	0	0	1	0	2	1	0

2 PARKER LOVE

FR. | D/LSM | 5-10 | 186 | POTOMAC FALLS, VA.

High School

- 2023 graduate of Paul VI High School in Chantilly, Va.
- Two-sport standout who lettered in football (2) and lacrosse (4)
- Two-time (2022, '23) All-Washington Catholic Athletic Conference (WCAC) lacrosse selection, earning first-team honors as a senior and honorable mention kudos as a junior
- Two-time Team USA Select Team member (U16 in 2021, U18 in 2022) ... both teams won the Brogden Cup which pits the U.S. against their counterparts from Ontario and the Haudenosaunee Nationals
- Received an invitation to try out for the Team USA U20 squad, but was unable to attend
- Garnered 2023 Washington Post First-Team All-Met honors in lacrosse, while also earning Madlax First-Team All-DMV recognition
- Earned 2022 All-State Honorable Mention honors in lacrosse
- Selected to serve as football team captain his junior year
- Led Paul VI to three-consecutive (2021, '22, '23) state finals, claiming the Virginia Independent Schools Athletic Association (VISAA) Championship his senior year and finishing as the runner-up his sophomore and junior seasons
- Paul VI finished as the WCAC runner-up his senior year
- Served as his Senior Class President



Personal

- Son of Brian and Amye Love
- Major undeclared, he owns a 3.61 grade-point average
- He is ranked #259 in the Class of 2028 (1,162 members) in Academic Order of Merit
- Attended the Naval Academy Prep School in Newport, R.I. during the 2023-24 academic year
- Brother, Bennett, is a senior at Colorado College where he has been a member of the lacrosse team for four years
- High school teammate of senior All-Patriot League goalkeeper Will Barnes from Boston U. and Lehigh junior midfielder Johnny Kidd
- Also considered Army, Bucknell, UMBC, Michigan, Penn State and Utah

16 PRESTON LUGAR

JR. | DM | 6-2 | 194 | BETHESDA, MD.

2024 // Sophomore Year


- Battled a foot injury through the latter half of the season
- Made his collegiate debut in the Mids' 19-6 win over Mount St. Mary's (2.3) in the opener

2023 // Freshman Year

- Missed the entire season due to injury

High School

- 2022 graduate of Landon School in Bethesda, Md.
- Two-sport athlete who lettered in football (3) and lacrosse (3)



Personal

- Son of John and Kelly Lugar
- Majoring in Quantitative Economics
- Also considered Army, Bucknell, Dartmouth and Holy Cross
- High school teammate JT Thomas III (Sr) is also a member of the Navy lacrosse team

CAREER STATISTICS

Yr	GP-S	G	A	Pts	Sh	GB	TO	CT
2023	---	---	---	---	---	---	---	---
2024	1-0	0	0	0	0	0	0	0
Total	1-0	0	0	0	0	0	0	0

PATRIOT LEAGUE STATISTICS

Yr	GP-S	G	A	Pts	Sh	GB	TO	CT
2023	---	---	---	---	---	---	---	---
2024	---	---	---	---	---	---	---	---
Total	---	---	---	---	---	---	---	---

CAREER HIGHS

Goals	---
Assists	---
Points	---
Ground Balls	---
Caused Turnovers	---

2024 GAME-BY-GAME

Date	Opponent	GS	G	A	Pts	Sh	GB	TO	CT
2.3	Mount St. Mary's		0	0	0	0	0	0	0


11 AJ MARSH

SO. | D | 6-3 | 220 | ANNAPOLIS, MD.

• 2024 Second-Team All-Patriot League

2024 // Freshman Year

- A 2024 Second-Team All-Patriot League selection, he is one of only 5 Navy freshmen all-time to garner All-Patriot League accolades, joining midfielder Basil Daratsos (2007), faceoff specialist Brady Dove (2014), defenseman Jackson Bonitz (2021) and Zach Hayashi (2024)
- A starter at close defense in 6 of the 15 games in which he played, he finished the year with 6 caused turnovers, 26 ground balls, 2 goals and 3 assists ... moved to long-stick midfield after the 5th game of the year due to injuries at that position
- He was part of a unit that was ranked 24th nationally and led the Patriot League in scoring defense (10.75) ... the Mids held 7 of their 16 opponents to single digits (Mount St. Mary's, Hofstra, Boston U., Johns Hopkins, Holy Cross, Colgate, Lafayette)
- Scored a goal, grabbed 3 ground balls and forced a turnover in the Mids' Patriot League Semifinals loss to Lehigh



2025 NAVY MEN'S LACROSSE

MIDSHIPMEN PROFILES

- Member of a Navy defensive that held Loyola scoreless for 22:58 between the 3rd (13:03) and 4th (5:05) quarters in the Patriot League Quarterfinals ... it allowed Navy to go on a 3-0 run and take the lead for good
- Dealt out his 3rd assist of the year in the loss to Loyola (4.19) where he also caused a turnover
- Navy's defense held #12 Army scoreless for 27:27, including the entire 3rd quarter, allowing the Mids to go on a 5-0 run and tie the game early in the 4th quarter
- Turned in a career-high 5 ground balls and had a caused turnover against the Black Knights
- Led a Navy defensive effort that held Lafayette to single digits for the 22nd time in the 25-game series history ... it marked the 7th time this spring Navy has held an opponent under 10 goals
- Navy's defensive unit held #17 Colgate to just 2 goals over nearly a 30-minute stretch (8:06 1Qtr - 8:26 4Qtr), allowing Navy to overcome an early 4-0 deficit and eventual 10-9 win ... the Mids held Colgate, who came into the game averaging 13.00 goals per game, to single digits (9) for just the 2nd time (Villanova) this season
- Grabbed 3 ground balls and had a takeaway against Colgate
- Part of a Navy defense that held #8 Johns Hopkins to single digits for the first time this season (avg. 13.00) ... also held the Blue Jays to just 3 goals over the final 48-plus minutes, including forcing scoring droughts of 22:41 between the 1st and 3rd quarters and 19:21 between the 3rd and 4th quarters
- Moved to long-stick midfielder for the Lehigh game where he took 2 shots and grabbed a pair of ground balls
- Navy's defense held Boston U. scoreless for nearly 22 minutes between the 2nd (3:33) and 4th (11:44) quarters, while Navy went on a 5-0 run and built a 6-goal advantage (12-6) ... the Mids contained the high-powered offense that entered the game averaging 13.5 goals per game
- Marked BU's Louis Perfetto who entered the game ranked #2 nationally in points per game (7.00), #3 in goals per game (4.25) and #14 assists per game (2.75) ... held him to 1 goal on 5 shots and forced him into 5 turnovers
- Dealt out an assist to Henry Tolker against BU, as Navy scored its first man-down goal since 2015
- Member of Navy's defensive unit that held Hofstra scoreless for over 19 minutes between the 1st and 3rd quarters, allowing Navy to put together a 6-0 run and hold an 8-2 halftime lead and eventual 16-8 win
- Dealt out his first-career assist, grabbed 3 ground balls and forced a turnover against the Pride.
- Made his collegiate debut as a starter in the Mids' 19-6 win over Mount St. Mary's in the opener ... scored his first-collegiate goal on his first-career shot and also grabbed a pair of ground balls

High School

- 2023 graduate of the McDonogh School in Owings Mills, Md.
- Four-year lacrosse letter winner
- Ranked #6 on Inside Lacrosse's 2023 Power Freshmen Rankings ... the top-ranking defenseman among the top 100 rookies, he was the only defensive player ranked in the top 10
- The team captain his senior year, he led McDonogh to consecutive (2022, '23) Maryland Interscholastic Athletic Association (MIAA) titles, becoming only the third MIAA team to repeat in league history
- Named the 2023 USA Lacrosse Mid-Atlantic Region Boys' Player of the Year after anchoring a defense that allowed only one double-digit scoring game by an opponent all year (14-13 OT loss to Loyola-Blakefield)
- Named the 2023 MIAA Player of the Year and garnered All-MIAA honors
- Also named the Baltimore Sun Player of the Year and Baltimore Banner/VSN Boys Lacrosse Player of the Year
- 2023 USA Lacrosse All-American
- Invited to play in the Senior New Balance All-America Game
- Divisional winner (private school north region) of the 2023 Kelly Award and was a finalist for the overall Kelly Award
- Recorded 20 caused turnovers, 46 ground balls, scored 4 goals and added 4 assists his senior year

Personal

- Son of Steve and Kristin Marsh
- Majoring in Quantitative Economics, he owns a 3.12 grade-point average
- Has earned Commandant's (F2023) and Dean's (F2024) List accolades

- Sister, Isabella (Izzy) Marsh, is a 2024 graduate of Duke where she was a member of the women's lacrosse team
- High school teammates Aidan Hurdle (Jr), Zach Hayashi (So) and Chase Green (Fr) are also members of the Navy lacrosse team

CAREER STATISTICS

Yr	GP-S	G	A	Pts	Sh	GB	TO	CT
2024	15-6	2	3	5	13	26	11	6
Total	15-6	2	3	5	13	26	11	6

PATRIOT LEAGUE STATISTICS

Yr	GP-S	G	A	Pts	Sh	GB	TO	CT
2024	7-2	0	2	2	7	15	6	3
Total	7-2	0	2	2	7	15	6	3

CAREER HIGHS

Goals	1 (2x; last vs. Lehigh, 5.3.24)
Assists	1 (3x; last vs. Loyola, 4.19.24)
Points	1 (5x; last vs. Lehigh, 5.3.24)
Ground Balls	5 at Army (4.13.24)
Caused Turnovers	1 (6x; last vs. Lehigh, 5.3.24)

2024 GAME-BY-GAME

Date	Opponent	GS	G	A	Pts	Sh	GB	TO	CT
2.3	Mount St. Mary's	•	1	0	1	1	2	0	0
2.10	Hofstra	•	0	1	1	2	3	0	1
2.17	at Towson	•	0	0	0	0	0	1	0
2.24	#12 Penn State	•	0	0	0	1	1	1	0
3.2	at Boston U.	•	0	1	1	0	1	0	0
3.9	at Lehigh		0	0	0	2	2	2	0
3.15	at #8 Johns Hopkins		0	0	0	0	2	0	0
3.19	Villanova		0	0	0	0	0	0	0
3.30	#17 Colgate		0	0	0	1	3	1	1
4.6	at Lafayette	•	0	0	0	2	1	1	0
4.13	at #12 Army		0	0	0	0	5	1	1
4.19	Loyola		0	1	1	1	1	1	1
4.26	Bucknell		0	0	0	1	2	0	0
4.30	Loyola		0	0	0	0	0	2	1
5.3	vs. Lehigh		1	0	1	2	3	1	1

41 IAN MCGULLAM


2025 TEAM CO-CAPTAIN

SR. | D | 6-0 | 207 | CENTERPORT, N.Y.

- 2022, '23, '24 Patriot League Academic Honor Roll
- 2024 Patriot League All-Tournament Team

2024 // Junior Year

- A starter in 10 of the last 11 contests at close defense ... closed out the year with 12 caused turnovers, the 3rd most on the team, and 17 ground balls
- He was part of a unit that was ranked 24th nationally and led the Patriot League in scoring defense (10.75) ... the Mids held 7 of their 16 opponents to single digits (Mount St. Mary's, Hofstra, Boston U., Johns Hopkins, Holy Cross, Colgate, Lafayette)
- Along with teammate Zach Hayashi, represented Navy on the Patriot League All-Tournament Team
- Recorded a pair of caused turnovers against Lehigh in the Patriot League Semifinals
- Member of a Navy defensive that held Loyola scoreless for 22:58 between the 3rd (13:03) and 4th (5:05) quarters in the Patriot League Quarterfinals ... it allowed Navy to go on a 3-0 run and take the lead for good
- Produced career highs in ground balls (3) and caused turnovers (2) in Navy's win over



2025 NAVY MEN'S LACROSSE

MIDSHIPMEN PROFILES

Bucknell

- Navy's defense held #12 Army scoreless for 27:27, including the entire 3rd quarter, allowing the Mids to go on a 5-0 run and tie the game early in the 4th quarter
- Navy's defensive unit held #17 Colgate to just 2 goals over nearly a 30-minute stretch (8:06 1Qtr - 8:26 4Qtr), allowing Navy to overcome an early 4-0 deficit and eventual 10-9 win ... the Mids held Colgate, who came into the game averaging 13.00 goals per game, to single digits (9) for just the 2nd time (Villanova) this season
- Turned in 3 ground balls and a pair of caused turnovers against the Raiders
- Part of a defensive effort that held Holy Cross scoreless for 23:19 (2nd-4th Qtr), the longest scoring drought by a Navy opponent this season ... during that time, Navy went on a 7-0 run to extend a 1-goal lead (5-4) to an 8-goal advantage (12-4)
- Named to the USILA Div. I National Team of the Week as a member of the Navy defensive unit that held #8 Johns Hopkins to single digits for the first time this season (avg. 13.00) ... also held the Blue Jays to just 3 goals over the final 48-plus minutes, including forcing scoring droughts of 22:41 between the 1st and 3rd quarters and 19:21 between the 3rd and 4th quarters
- Picked up a career-high 3 ground balls and caused 2 turnovers against the Blue Jays
- Made his first-collegiate start in the Mids' road conference loss at Lehigh ... recorded a career-high 2 caused turnovers
- Navy's defense held Boston U. scoreless for nearly 22 minutes between the 2nd (3:33) and 4th (11:44) quarters, while Navy went on a 5-0 run and built a 6-goal advantage (12-6) ... the Mids contained the high-powered offense that entered the game averaging 13.5 goals per game

2023 // Sophomore Year

- Saw action in 3 games, including the Mids' win over Queens where he turned in a pair of ground balls and forced a turnover
- Navy's defense is now 65-1 since 2003 (7-0 under Amplo) when holding an opponent to 5 or fewer goals after defeating Queens 19-5 ... the Mids held the Royals scoreless for the first 34 minutes of the contest before allowing a goal

2022 // Freshman Year

- Appeared in 5 contests, including making his collegiate debut in the Mids' win over Holy Cross

High School

- 2021 graduate of Harborfields High School in Greenlawn, N.Y.
- Three-sport athlete who lettered in football (3), lacrosse (4) and wrestling (2)
- Three-year (2019, '20, '21) lacrosse team captain, who was a 2019 All-Division selection, named a 2020 Under Armor All-American and 2021 All-County honoree
- Named to Newsday's Top Long Island Players list
- Led Harborfields to back-to-back (2018, '19) Suffolk County titles in lacrosse and a division crown in 2021
- Garnered Academic All-America honors as a senior lacrosse standout
- Two-time (2018, '19) All-League wrestler, who served as team captain in 2019
- Two-time (2018, '19) All-Division football player, who served as team captain in 2019 and '20
- Member of the National Honor Society
- Two-time recipient of the Suffolk County Leadership Award
- Recipient of the Jon B. Grace Athletic Award

Personal

- Son of David and Lisa McGullam
- His service assignment is Marine Corps Ground
- Majoring in Quantitative Economics, he owns a 3.59 grade-point average
- Has earned Superintendent's (F2022, S2023, F2023, S2024, F2024) and Commandant's (F2021, S2022, F2022, S2023, F2023, S2024, F2024) List accolades multiple times, while also being named to the Dean's (F2021) List
- Stands #220 in Overall Order of Merit in the Class of 2025 (1,068 members) ... ranked #315 in Academic Order of Merit and #74 in Military Order of Merit
- Also considered Boston U. and Michigan

CAREER STATISTICS

Yr	GP-S	G	A	Pts	Sh	GB	TO	CT
2022	5-0	0	0	0	0	0	0	0
2023	3-0	0	0	0	0	2	0	1
2024	14-9	0	0	0	1	17	2	12
Total	22-9	0	0	0	1	9	2	13

PATRIOT LEAGUE STATISTICS

Yr	GP-S	G	A	Pts	Sh	GB	TO	CT
2022	4-0	0	0	0	0	0	0	0
2023	1-0	0	0	0	0	0	0	0
2024	7-6	0	0	0	1	9	0	8
Total	12-6	0	0	0	1	9	0	8

CAREER HIGHS

Goals	---
Assists	---
Points	---
Ground Balls	3 (3x; last vs. Bucknell, 4.26.24)
Caused Turnovers	2 (5x; last vs. Lehigh, 5.3.24)

2022 GAME-BY-GAME

Date	Opponent	GS	G	A	Pts	Sh	GB	TO	CT
3.26	Holy Cross		0	0	0	0	0	0	0
4.9	Loyola		0	0	0	0	0	0	0
4.16	Lafayette		0	0	0	0	0	0	0
4.29	Bucknell		0	0	0	0	0	0	0
5.3	Lehigh		0	0	0	0	0	0	0

2023 GAME-BY-GAME

Date	Opponent	GS	G	A	Pts	Sh	GB	TO	CT
2.5	Queens		0	0	0	0	2	0	1
3.4	Lehigh		0	0	0	0	0	0	0
3.21	Villanova		0	0	0	0	0	0	0

2024 GAME-BY-GAME

Date	Opponent	GS	G	A	Pts	Sh	GB	TO	CT
2.3	Mount St. Mary's		0	0	0	0	0	0	0
2.10	Hofstra		0	0	0	0	0	0	0
2.24	#12 Penn State		0	0	0	0	2	1	0
3.2	at Boston U.		0	0	0	0	0	0	0
3.9	at Lehigh	•	0	0	0	0	0	0	2
3.15	at #8 Johns Hopkins	•	0	0	0	0	3	1	2
3.19	Villanova	•	0	0	0	0	1	0	0
3.23	Holy Cross	•	0	0	0	0	1	0	1
3.30	#17 Colgate	•	0	0	0	1	3	0	2
4.13	at #12 Army	•	0	0	0	0	0	0	0
4.19	Loyola	•	0	0	0	0	2	0	1
4.26	Bucknell	•	0	0	0	0	3	0	2
4.30	Loyola	•	0	0	0	0	2	0	0
5.3	vs. Lehigh	•	0	0	0	0	0	0	2



2025 NAVY MEN'S LACROSSE

MIDSHIPMEN PROFILES

60 SAM MUIR

JR. | D | 6-6 | 233 | BETHESDA, MD.


2024 Patriot League Academic Honor Roll

2024 // Sophomore Year

- Appeared in a pair of games, including grabbing his first-career ground ball in the win over Holy Cross

2023 // Freshman Year

- Made his collegiate debut in the Mids' win over Queens
- Navy's defense is now 65-1 since 2003 (7-0 under Amplo) when holding an opponent to 5 or fewer goals after defeating Queens 19-5 ... the Mids held the Royals scoreless for the first 34 minutes of the contest before allowing a goal



High School

- 2022 graduate of Georgetown Preparatory School in North Bethesda, Md.
- Two-sport athlete who lettered in both football and lacrosse
- Two-time All-Interstate Athletic Conference (IAC) standout in football (2020, '21) and lacrosse (2021, '22)
- Recipient of the 2022 US Lacrosse Bob Scott Award which recognizes one player from each area who goes above and beyond in service to his team, school and community
- Recipient of the 2022 All-American Strength and Conditioning Athlete of the Year Award
- Recipient of the 2022 Georgetown Preparatory School Alumni Memorial Award
- Led Georgetown Prep to the 2020 and '21 IAC Championship crowns in lacrosse and the 2021 and '22 titles in football

Personal

- Son of the late Stephen and Suzie Muir
- Majoring in Political Science, he owns a 3.10 grade-point average
- Has earned Commandant's (S2024, F2024) List accolades multiple times, while also being named to the Dean's (S2024) List
- Father, Stephen, was a 1993 graduate of North Carolina where he was a four-year member of the lacrosse team and helped lead the Tar Heels to the 1991 National Championship

CAREER STATISTICS

Yr	GP-S	G	A	Pts	Sh	GB	TO	CT
2023	1-0	0	0	0	0	0	0	0
2024	2-0	0	0	0	0	1	0	0
Total	3-0	0	0	0	0	1	0	0

PATRIOT LEAGUE STATISTICS

Yr	GP-S	G	A	Pts	Sh	GB	TO	CT
2023	---	---	---	---	---	---	---	---
2024	1-0	0	0	0	0	1	0	0
Total	1-0	0	0	0	0	1	0	0

CAREER HIGHS

Goals	---
Assists	---
Points	---
Ground Balls	1 vs. Holy Cross (3.23.24)
Caused Turnovers	---

2023 GAME-BY-GAME

Date	Opponent	GS	G	A	Pts	Sh	GB	TO	CT
2.5	Queens		0	0	0	0	0	0	0

2024 GAME-BY-GAME

Date	Opponent	GS	G	A	Pts	Sh	GB	TO	CT
2.3	Mount St. Mary's		0	0	0	0	0	0	0
2.23	Holy Cross		0	0	0	0	1	0	0

39 TRISTAN MULLAHEY

SO. | D | 6-0 | 203 | GARDEN CITY, N.Y.

2024 // Freshman Year

- Appeared in 3 games, including making his collegiate debut in the Mids' 19-6 win over Mount St. Mary's in the opener

High School

- 2023 graduate of the Garden City High School in Garden City, N.Y.
- Two-sport athlete who earned letters in football (2) and lacrosse (3)
- Two-time (2022, '23) All-County lacrosse selection who served as the lacrosse team captain his senior year
- Led Garden City HS to 3 county and region titles and a state championship (2023) in lacrosse
- Also a member of the football team that won back-to-back (2021, '22) county and region crowns in football
- Also considered Army



Personal

- Son of Peter and Kelli Mullahey
- Majoring in Quantitative Economics
- Mother, Kelli, is a 1992 graduate of North Carolina where she was a four-year member of the women's tennis team
- High school teammate of Lehigh sophomore midfielder Jack Archer

CAREER STATISTICS

Yr	GP-S	G	A	Pts	Sh	GB	TO	CT
2024	3-0	0	0	0	0	0	0	0
Total	3-0	0	0	0	0	0	0	0

PATRIOT LEAGUE STATISTICS

Yr	GP-S	G	A	Pts	Sh	GB	TO	CT
2024	---	---	---	---	---	---	---	---
Total	---	---	---	---	---	---	---	---

CAREER HIGHS

Goals	---
Assists	---
Points	---
Ground Balls	---
Caused Turnovers	---

2024 GAME-BY-GAME


Date	Opponent	GS	G	A	Pts	Sh	GB	TO	CT
2.3	Mount St. Mary's		0	0	0	0	0	0	0
2.10	Hofstra		0	0	0	0	0	0	0
3.23	Holy Cross		0	0	0	0	0	0	0

24 JOSH NAGY

FR. | DM | 6-4 | 201 | WESTMINSTER, MD.

High School

- 2023 graduate of Calvert Hall College in Towson, Md.
- Two-sport athlete who lettered in lacrosse and soccer
- Named an Under Armour All-American in lacrosse as a freshman
- Served as captain of the soccer team his senior year
- Garnered First-Team All-Metro soccer honors as a senior and was named the Baltimore Banner/VSN Boys Soccer Defensive Player of the Year
- Led Calvert Hall to back-to-back Maryland Interscholastic Athletic Association (MIAA) A Championships in soccer, as



2025 NAVY MEN'S LACROSSE

MIDSHIPMEN PROFILES

- well as the National Championship his senior year
- Member of the National Honor Society

Personal

- Son of Jeffrey Nagy and Christos and Jennifer Ballas
- Father, Jeffrey, is a graduate of Findlay where he was a member of the football and baseball teams

22 JACK NICHTERN

JR. | M | 6-1 | 211 | MASSAPEQUA PARK, N.Y.

2024 // Sophomore Year

- Missed the season due to injury

2023 // Freshman Year

- Sidelined the entire fall with a shoulder injury, he returned to practice in mid-March
- Appeared in 3 contests, including making his collegiate debut in the Mids' loss to #7 Villanova where he took a shot and grabbed a ground ball



High School

- 2021 graduate of Massapequa High School in Massapequa, N.Y.
- Lacrosse letter winner who garnered All-County recognition as a senior
- Led Massapequa to the state title in 2019
- Originally committed to play at Albany

Personal

- Son of Lenny and Nancy Nichtern
- Majoring in Quantitative Economics, owns a 3.16 grade-point average
- Has earned Commandant's (F2023) List accolades
- Attended the Naval Academy Prep School during the 2021-22 academic year
- Brother, Brendan, is a 2022 graduate of Army where he graduated as one of the best players in Army lacrosse history ... he was a three-time All-American attackman, two-time Patriot League Offensive Player of the Year and a finalist for the 2022 Tewaaraton Award ... he graduated as the program's leader in career points (284) and assists (168) and ranks second in both categories in the Patriot League record book ... he went on to be named the Premier Lacrosse League Rookie of the Year in the fall of 2022

CAREER STATISTICS

Yr	GP-S	G	A	Pts	Sh	Up	GB	TO	CT
2023	3-0	0	0	0	2	0	1	2	0
2024	---	---	---	---	---	---	---	---	---
Total	3-0	0	0	0	2	0	1	2	0

PATRIOT LEAGUE STATISTICS

Yr	GP-S	G	A	Pts	Sh	Up	GB	TO	CT
2023	2-0	0	0	0	1	0	0	1	0
2024	---	---	---	---	---	---	---	---	---
Total	2-0	0	0	0	1	0	0	1	0

CAREER HIGHS

Goals	---
Assists	---
Points	---
Ground Balls	1 at Villanova (3.21.23)
Caused Turnovers	---

2023 GAME-BY-GAME

Date	Opponent	GS	G	A	Pts	Sh	Up	GB	TO	CT
3.21	Villanova		0	0	0	1	0	1	1	0
3.25	Holy Cross		0	0	0	1	0	0	0	0
3.31	Boston U.		0	0	0	0	0	0	0	0

66 JACK NORTON


2025 TEAM CO-CAPTAIN

SR. | DM | 5-10 | 193 | VIENNA, VA.

2023, '24 Patriot League Academic Honor Roll

2024 // Junior Year

- Appeared in all 16 contests, he was 2nd on the team with 14 caused turnovers and grabbed 11 ground balls
- He was part of a unit that was ranked 24th nationally and led the Patriot League in scoring defense (10.75) ... the Mids held 7 of their 16 opponents to single digits (Mount St. Mary's, Hofstra, Boston U., Johns Hopkins, Holy Cross, Colgate, Lafayette)
- Member of a Navy defensive that held Loyola scoreless for 22:58 between the 3rd (13:03) and 4th (5:05) quarters in the Patriot League Quarterfinals ... it allowed Navy to go on a 3-0 run and take the lead for good
- Navy's defense held #12 Army scoreless for 27:27, including the entire 3rd quarter, allowing the Mids to go on a 5-0 run and tie the game early in the 4th quarter
- Led a Navy defensive effort that held Lafayette to single digits for the 22nd time in the 25-game series history ... it marked the 7th time this spring Navy has held an opponent under 10 goals
- Navy's defensive unit held #17 Colgate to just 2 goals over nearly a 30-minute stretch (8:06 1Qtr - 8:26 4Qtr), allowing Navy to overcome an early 4-0 deficit and eventual 10-9 win ... the Mids held Colgate, who came into the game averaging 13.00 goals per game, to single digits (9) for just the 2nd time (Villanova) this season
- Part of a defensive effort that held Holy Cross scoreless for 23:19 (2nd-4th Qtr), the longest scoring drought by a Navy opponent this season ... during that time, Navy went on a 7-0 run to extend a 1-goal lead (5-4) to an 8-goal advantage (12-4)
- Recorded a pair of caused turnovers against both Villanova and Holy Cross
- Part of a Navy defense that held #8 Johns Hopkins to single digits for the first time this season (avg. 13.00) ... also held the Blue Jays to just 3 goals over the final 48-plus minutes, including forcing scoring droughts of 22:41 between the 1st and 3rd quarters and 19:21 between the 3rd and 4th quarters
- Navy's defense held Boston U. scoreless for nearly 22 minutes between the 2nd (3:33) and 4th (11:44) quarters, while Navy went on a 5-0 run and built a 6-goal advantage (12-6) ... the Mids contained the high-powered offense that entered the game averaging 13.5 goals per game
- Turned in a pair of caused turnovers and ground balls against #12 Penn State
- Member of Navy's defensive unit that held Hofstra scoreless for over 19 minutes between the 1st and 3rd quarters, allowing Navy to put together a 6-0 run and hold an 8-2 halftime lead and eventual 16-8 win
- Produced a pair of ground balls and had a career-high 3 caused turnovers against the Pride
- Part of a defensive effort that held Mount St. Mary's to just 6 goals in the opener ... recorded a caused turnover and a ground ball



2023 // Sophomore Year

- Appeared in 15 of the 16 contests, where he recorded 7 ground balls, 2 caused turnovers and dealt out and assist
- Member of a defensive unit that closed out 2023 ranked 10.44 nationally and #2 in the Patriot League in scoring defense, holding opponents to 10.44 goals per game
- Navy's defensive unit held Lafayette to its second-fewest goals of the season with 6 and fewest since the Leopards lost a 14-5 decision to Delaware in the second week of the season ... Navy held Lafayette scoreless for the first 14:19 of the game ... after the Leopards got to within one (6-5) in the third quarter, the Mids held them without a goal for the next 19 minutes, giving up a goal with 1:00 left in the game
- Part of a Navy's defense that held Boston U., the nation's 8th-ranked scoring offense (14.75), to single digits for the first time since last year's NCAA Tournament game against Princeton
- Recorded his first-career point, an assist, in Navy's league win over Holy Cross
- Navy's defense is now 65-1 since 2003 (7-0 under Ample) when holding an opponent to 5 or fewer goals after defeating Queens 19-5 ... the Mids held the Royals scoreless for the first 34 minutes of the contest before allowing a goal
- Part of a defensive unit that held Mount St. Mary's to just 2 goals in the first half en route to a 13-7 victory in the opener ... grabbed a pair of ground balls and forced a turnover



2025 NAVY MEN'S LACROSSE

MIDSHIPMEN PROFILES

2022 // Freshman Year

- Appeared in all 15 contests for the Mids, grabbing 7 ground balls and posting 2 caused turnovers
- Part of a defensive unit that finished the year ranked #12 nationally and #2 in the Patriot League, holding opponents to 10.13 goals per game ... the Mids held 6 of their 15 opponents to single digits in the spring, including 2 of the last 4 (5 Lafayette, 6 Bucknell)
- Part of a defensive effort that held three-consecutive opponents to 6 or fewer goals (5 by Mercer, 6 by Hofstra, 6 by Manhattan) ... it's the first time Navy has achieved that mark since holding six-straight foes to 5 or fewer goals in 2008
- Recorded his second-career caused turnover in the Mids' home finale against Bucknell
- Navy's defense held Bucknell to more than 8 goals under its average in a 13-6 win ... Bucknell came into the game ranked #3 nationally averaging 14.62 goals per game
- The 6 goals were the fewest by the Bison since dropping an 18-6 decision to Lehigh last spring
- Navy held the Bucknell starting attack (each of which came into the game with 30+ goals and 50+ points) to 1 of 18 shooting and a combined 4 points (1G, 3A)
- The Bison here held to just 1 goal over the final 24:32 of the contest, while the Mids went on a 8-1 run to close out the victory
- Part of a defensive unit that held #6 Army to its second-fewest goals this season in a 12-11 overtime victory (10 vs. Rutgers, 10 vs. Lehigh)
- Held Army scoreless for 8+ minutes on 3 occasions, including 16:07 (2nd/3rd qtrs) that allowed Navy to pull even at 6-6 in the 3rd quarter and 8:41 (3rd/4th qtrs) that allowed Navy to take its first lead in the game (10-8) since the opening goal of the game (14:02, 1Qtr).
- Held Army without a goal over the final 5:16 of regulation, as well as the 58 seconds that elapsed in the extra frame.
- Member of Navy's defensive unit that held Lafayette to its lowest goal output (5) since 2020 when Loyola held the Leopards to 4 ... the Mids held Lafayette scoreless for the first 20:42 of the game and without a goal for another 19:38 stretch ... during both stretches, Navy put together 4-0 scoring runs
- The Mids held Holy Cross scoreless for 8:12 in the second quarter while Navy went on a 4-0 run and built a lead (7-2) it would not relinquish ... also held the Crusaders scoreless for an 11-minute stretch (12:40-1:37) in the final frame
- Navy's defense held #18 Johns Hopkins scoreless over the final 6:05 to post an 11-10 come-from-behind win
- Turned in his first-collegiate caused turnover in the Mids' one-goal loss to High Point
- Navy held Mercer without a goal for the first 30:59, allowing Navy to hold a 7-0 halftime advantage ... also held the Bears scoreless for the final 13:38 in the contest
- Held Mercer to a season-low 5 goals, marking the fifth time under the direction of Joe Amplo that Navy has held an opponent to 5 or fewer goals
- Navy's defense held Mercer to just 24 shots ... it's the fewest shots by a Navy opponent since Furman mustered just 16 shots on Feb. 15, 2020
- Picked up a career-high 3 ground balls against the Bears
- Made his collegiate debut in the Mids' opener against Mount St. Mary's where he grabbed a pair of ground balls

High School

- 2021 graduate of Gonzaga College High School in Washington, D.C.
- Two-sport athlete who lettered in hockey and lacrosse
- Served as captain of the hockey and lacrosse teams his senior year
- Led Gonzaga to the 2019 Washington Catholic Athletic Conference lacrosse crown
- Two-time (2018 and '19) Mid-Atlantic Prep Hockey League All-Academic Team
- Led Gonzaga to the 2018 and '19 MAPHL Championship titles

Personal

- Son of Paul and Jeana Norton
- His service assignment is Marine Corps Ground
- Majoring in Quantitative Economics, he owns a 3.46 grade-point average
- Has earned Commandant's (F2021, S2022, F2022, S2023, F2023, S2024) and Dean's (F2022, S2023, F2023, S2024) List accolades multiple times
- Also considered Air Force, Brown and Richmond

CAREER STATISTICS

Yr	GP-S	G	A	Pts	Sh	GB	TO	CT
2022	15-0	0	0	0	0	7	1	2
2023	15-0	0	1	1	1	7	1	2
2024	16-0	0	0	0	2	11	3	14
Total	46-0	0	1	1	3	25	5	18

PATRIOT LEAGUE STATISTICS

Yr	GP-S	G	A	Pts	Sh	GB	TO	CT
2022	8-0	0	0	0	0	2	0	1
2023	8-0	0	1	1	0	3	0	1
2024	8-0	0	0	0	2	1	1	4
Total	24-0	0	1	1	2	6	1	6

CAREER HIGHS

Goals	---
Assists	1 at Holy Cross (3.25.23)
Points	---
Ground Balls	3 vs. Mercer (2.12.22)
Caused Turnovers	3 vs. Hofstra (2.10.24)

2022 GAME-BY-GAME

Date	Opponent	GS	G	A	Pts	Sh	GB	TO	CT
2.5	Mount St. Mary's	0	0	0	0	0	2	0	0
2.12	Mercer	0	0	0	0	0	3	1	0
2.18	Hofstra	0	0	0	0	0	0	0	0
2.20	Manhattan	0	0	0	0	0	0	0	0
2.26	High Point	0	0	0	0	0	0	0	1
3.5	Lehigh	0	0	0	0	0	0	0	0
3.13	Colgate	0	0	0	0	0	0	0	0
3.18	Johns Hopkins	0	0	0	0	0	0	0	0
3.26	Holy Cross	0	0	0	0	0	0	0	0
4.2	Boston U.	0	0	0	0	0	0	0	0
4.9	Loyola	0	0	0	0	0	0	0	0
4.16	Lafayette	0	0	0	0	0	0	0	0
4.23	Army	0	0	0	0	0	1	0	0
4.29	Bucknell	0	0	0	0	0	1	0	1
5.3	Lehigh	0	0	0	0	0	0	0	0

2023 GAME-BY-GAME

Date	Opponent	GS	G	A	Pts	Sh	GB	TO	CT
2.4	Mount St. Mary's	0	0	0	0	0	2	0	1
2.5	Queens	0	0	0	0	0	0	0	0
2.11	Hofstra	0	0	0	0	0	0	0	0
2.25	High Point	0	0	0	1	0	0	0	0
3.4	Lehigh	0	0	0	0	0	1	0	0
3.11	Colgate	0	0	0	0	0	1	0	0
3.17	Johns Hopkins	0	0	0	0	0	1	0	0
3.21	Villanova	0	0	0	0	0	0	1	0
3.25	Holy Cross	0	1	1	0	0	1	0	0
3.31	Boston U.	0	0	0	0	0	0	0	0
4.7	Loyola	0	0	0	0	0	0	0	1
4.15	Lafayette	0	0	0	0	0	0	0	0
4.22	Army	0	0	0	0	0	0	0	0
4.28	Bucknell	0	0	0	0	0	0	0	0
5.2	Loyola	0	0	0	0	0	1	0	0

2024 GAME-BY-GAME

Date	Opponent	GS	G	A	Pts	Sh	GB	TO	CT
2.3	Mount St. Mary's	0	0	0	0	0	1	0	1
2.10	Hofstra	0	0	0	0	0	2	0	3
2.17	at Towson	0	0	0	0	0	1	1	1
2.24	#12 Penn State	0	0	0	0	0	2	1	2
3.2	at Boston U.	0	0	0	0	0	0	0	1
3.9	at Lehigh	0	0	0	0	0	0	0	0
3.15	at #8 Johns Hopkins	0	0	0	0	0	0	0	1
3.19	Villanova	0	0	0	0	0	1	0	2



2025 NAVY MEN'S LACROSSE

MIDSHIPMEN PROFILES

3.23	Holy Cross	0	0	0	0	1	0	2
3.30	#17 Colgate	0	0	0	0	0	0	0
4.6	at Lafayette	0	0	0	0	0	1	0
4.13	at #12 Army	0	0	0	0	0	0	0
4.19	Loyola	0	0	0	0	1	0	1
4.26	Bucknell	0	0	0	2	0	0	0
4.30	Loyola	0	0	0	0	1	0	0
5.3	vs. Lehigh	0	0	0	0	1	0	0

28 GRAHAM PARKER

SO. | DM | 6-0 | 206 | OWINGS, MD.

2024 // Freshman Year

- Appeared in 7 games, including each of the last 5 contests ... closed out the year with 2 caused turnovers, 7 ground balls and an assist
- He was part of a unit that was ranked 24th nationally and led the Patriot League in scoring defense (10.75) ... the Mids held 7 of their 16 opponents to single digits (Mount St. Mary's, Hofstra, Boston U., Johns Hopkins, Holy Cross, Colgate, Lafayette)
- Member of a Navy defensive that held Loyola scoreless for 22:58 between the 3rd (13:03) and 4th (5:05) quarters in the Patriot League Quarterfinals ... it allowed Navy to go on a 3-0 run and take the lead for good
- Recorded his first-career caused turnover in the Mids' win over the Greyhounds
- Dealt out his first-collegiate assist in the Mids' overtime win over Bucknell where he also grabbed a career-high 3 ground balls
- Saw time late in the game against #12 Army at short-stick defensive midfield ... Navy's defense held the Black Knights scoreless for 27:27, including the entire 3rd quarter, allowing the Mids to go on a 5-0 run and tie the game early in the 4th quarter
- Made his collegiate debut in the Mids' 19-6 win over Mount St. Mary's in the opener



High School

- 2023 graduate of the DeMatha Catholic High School in Hyattsville, Md.
- Three-year lacrosse letter winner
- Two-time (2022, '23) First-Team All-Washington Catholic Athletic Conference (WCAC) selection, who was an Honorable Mention All-Metro honoree as a junior
- Served as team captain his senior year
- Member of the National Honor Society

Personal

- Son of Kevin and Elizabeth Parker
- Majoring in Quantitative Economics
- Brother, Michael, is a 2016 graduate of the Naval Academy and was a four-year member of the men's soccer team
- Sister, Kirsten, is 2022 graduate of Louisville where she was a four-year member of the women's lacrosse team
- Cousins Brendan ('04), Steve ('06) and Billy Looney ('07) are graduates of the Naval Academy and all three were members of the Mids' men's lacrosse team ... all three played on Navy's team that faced Syracuse in the 2004 NCAA Championship Game ... both Billy (2005, '06, '07) and Steve (2004, '05, '06) were three-time All-Americans ... Brendan, a Navy SEAL, was killed in Afghanistan on Sept. 21, 2010, and Navy lacrosse has since had a player wear the #40 to honor his memory

CAREER STATISTICS

Yr	GP-S	G	A	Pts	Sh	Up	GB	TO	CT
2024	7-0	0	1	1	0	0	7	3	2
Total	7-0	0	1	1	0	0	7	3	2

PATRIOT LEAGUE STATISTICS

Yr	GP-S	G	A	Pts	Sh	Up	GB	TO	CT
2024	4-0	0	1	1	0	0	5	3	0
Total	4-0	0	1	1	0	0	5	3	0

CAREER HIGHS

Goals	---
Assists	1 vs. Bucknell (4.26.24)
Points	1 vs. Bucknell (4.26.24)
Ground Balls	3 vs. Bucknell (4.26.24)
Caused Turnovers	1 (2x; last vs. Lehigh, 5.3.24)

2024 GAME-BY-GAME

Date	Opponent	GS	G	A	Pts	Sh	Up	GB	TO	CT
2.3	Mount St. Mary's	0	0	0	0	0	0	0	0	0
3.23	Holy Cross	0	0	0	0	0	1	1	0	0
4.13	at #12 Army	0	0	0	0	0	0	0	0	0
4.19	Loyola	0	0	0	0	0	1	2	0	0
4.26	Bucknell	0	1	1	0	0	3	0	0	0
4.30	Loyola	0	0	0	0	0	1	0	1	0
5.3	vs. Lehigh	0	0	0	0	0	1	0	1	0

43 WILLIAM PEREZ

FR. | GK | 5-10 | 182 | HUNTINGTOWN, MD.

High School

- 2023 graduate of Severn School in Severna Park, Md.
- Two-sport athlete who lettered in cross country and lacrosse
- Two-time (2022, '23) All-County selection in lacrosse

Personal

- Son of William and Michele Perez
- Attended the Naval Academy Prep School in Newport, R.I. during the 2023-24 academic year
- High school teammate of Penn State freshman faceoff specialist Reid Gills




27 JACK PONZIO

FR. | M | 5-11 | 203 | RONKONKOMA, N.Y.

High School

- 2023 graduate of St. Anthony's High School in Melville, N.Y.
- Three-year lacrosse letter winner
- Two-time (2022, '23) All-League selection
- Served as team captain his senior year
- Led St. Anthony's to back-to-back-to-back (2021, '22, '23) league and state titles
- 2020 Under Armour All-America All-Tournament Team
- 2019 Under Armour All-America participant



Personal

- Son of Michael and Christine Ponzio
- Major undeclared, he owns a 3.06 grade-point average
- Attended the Naval Academy Prep School in Newport, R.I. during the 2023-24 academic year
- Also considered Syracuse



2025 NAVY MEN'S LACROSSE

MIDSHIPMEN PROFILES

36 JUSTIN QUEEN

SO. | DM | 6-2 | 191 | CROFTON, MD.

2024 // Freshman Year

- Appeared in 15 games where he amassed 11 ground balls, 3 caused turnovers and scored a goal
- He was part of a unit that was ranked 24th nationally and led the Patriot League in scoring defense (10.75) ... the Mids held 7 of their 16 opponents to single digits (Mount St. Mary's, Hofstra, Boston U., Johns Hopkins, Holy Cross, Colgate, Lafayette)
- Member of a Navy defensive that held Loyola scoreless for 22:58 between the 3rd (13:03) and 4th (5:05) quarters in the Patriot League Quarterfinals ... it allowed Navy to go on a 3-0 run and take the lead for good
- Navy's defense held #12 Army scoreless for 27:27, including the entire 3rd quarter, allowing the Mids to go on a 5-0 run and tie the game early in the 4th quarter
- Led a Navy defensive effort that held Lafayette to single digits for the 22nd time in the 25-game series history ... it marked the 7th time this spring Navy has held an opponent under 10 goals
- Recorded a career-high 3 ground balls against the Leopards
- Navy's defensive unit held #17 Colgate to just 2 goals over nearly a 30-minute stretch (8:06 1Qtr - 8:26 4Qtr), allowing Navy to overcome an early 4-0 deficit and eventual 10-9 win ... the Mids held Colgate, who came into the game averaging 13.00 goals per game, to single digits (9) for just the 2nd time (Villanova) this season
- Part of a defensive effort that held Holy Cross scoreless for 23:19 (2nd-4th Qtr), the longest scoring drought by a Navy opponent this season ... during that time, Navy went on a 7-0 run to extend a 1-goal lead (5-4) to an 8-goal advantage (12-4)
- Part of a Navy defense that held #8 Johns Hopkins to single digits for the first time this season (avg. 13.00) ... also held the Blue Jays to just 3 goals over the final 48-plus minutes, including forcing scoring droughts of 22:41 between the 1st and 3rd quarters and 19:21 between the 3rd and 4th quarters
- Navy's defense held Boston U. scoreless for nearly 22 minutes between the 2nd (3:33) and 4th (11:44) quarters, while Navy went on a 5-0 run and built a 6-goal advantage (12-6) ... the Mids contained the high-powered offense that entered the game averaging 13.5 goals per game
- Member of Navy's defensive unit that held Hofstra scoreless for over 19 minutes between the 1st and 3rd quarters, allowing Navy to put together a 6-0 run and hold an 8-2 halftime lead and eventual 16-8 win
- Made his collegiate debut in the Mids' 19-6 win over Mount St. Mary's in the opener ... scored his first-collegiate goal on his first-career shot



High School

- 2022 graduate of Severn School in Severna Park, Md.
- Attended DeMatha Catholic High School in Hyattsville, Md. his freshman year
- Two-sport athlete who earned letters in basketball (3) and lacrosse (3)
- Garnered All-Maryland Interscholastic Athletic Association (MIAA) and All-County recognition in lacrosse his senior year
- Two-year basketball team captain, he was named the MIAA Defensive Player of the Year his senior year
- Originally committed to UMBC
- Inaugural winner of the Leroy Sparks Award at Severn School ... Distinguished Alumnus Leroy M. Sparks '71 "broke through barriers to become the first Black student to attend Severn School, paving the way for future Black students and other students of color to join the Severn School community"

Personal

- Son of George and Rashida Queen
- Majoring in Political Science
- Attended the Naval Academy Prep School during the 2022-23 academic year
- Brother, Jaden, is a 2024 graduate of Cornell where he played defensive back on the sprint football team
- High school teammate Jacob Darrow (Sr) is also a member of the Navy lacrosse team

CAREER STATISTICS

Yr	GP-S	G	A	Pts	Sh	GB	TO	CT
2024	15-0	1	0	1	1	11	2	3
Total	15-0	1	0	1	1	11	2	3

PATRIOT LEAGUE STATISTICS

Yr	GP-S	G	A	Pts	Sh	GB	TO	CT
2024	7-0	0	0	0	0	7	2	2
Total	7-0	0	0	0	0	7	2	2

CAREER HIGHS

Goals	1 vs. Mount St. Mary's (2.3.24)
Assists	---
Points	1 vs. Mount St. Mary's (2.3.24)
Ground Balls	3 at Lafayette (4.6.24)
Caused Turnovers	1 (3x; last vs. Colgate, 3.30.24)

2024 GAME-BY-GAME

Date	Opponent	GS	G	A	Pts	Sh	GB	TO	CT
2.3	Mount St. Mary's		1	0	1	1	0	0	0
2.10	Hofstra		0	0	0	0	0	0	0
2.17	at Towson		0	0	0	0	1	0	1
2.24	#12 Penn State		0	0	0	0	1	0	0
3.2	at Boston U.		0	0	0	0	1	0	1
3.9	at Lehigh		0	0	0	0	2	1	0
3.15	at #8 Johns Hopkins		0	0	0	0	0	0	0
3.19	Villanova		0	0	0	0	1	0	0
3.23	Holy Cross		0	0	0	0	0	0	0
3.30	#17 Colgate		0	0	0	0	0	0	1
4.6	at Lafayette		0	0	0	0	3	0	0
4.13	at #12 Army		0	0	0	0	0	1	0
4.26	Bucknell		0	0	0	0	1	0	0
4.30	Loyola		0	0	0	0	0	0	0
5.3	vs. Lehigh		0	0	0	0	1	0	0

4 RACE RIPLEY


JR. | A | 5-9 | 180 | ANNAPOLIS, MD.

2024 // Sophomore Year

- Appeared in 8 games where he posted 2 assists and 2 ground balls
- Recorded his second assist of the season on Carter Ash's second extra-man goal against Bucknell
- Dealt out an assist to Carter Ash in the Mids' win over Holy Cross

2023 // Freshman Year

- After battling a toe injury for the first few months of the season, made his collegiate debut in the Mids' conference road game at Colgate where he recorded 2 assists and grabbed a ground ball
- Saw action in 9 games over the season, primarily as a member of the Mids' extra-man unit



High School

- 2022 graduate of Archbishop Spalding High School in Severn, Md.
- Two-time (2021, '22) lacrosse team captain, the first two-time captain in Archbishop Spalding's lacrosse history
- Garnered Second-Team All-County honors as a junior
- Member of club teams that won the NHSLs Fall Championship (2020 and Summer Championship (2021), three time Naptown Summer Championship (2018, '20, '21), Lake Placid Championship (2021) and Nike National All-Star Summer Championship (2020)
- Member of the National Honor Society

Personal

- Son of Tom and Alex Ripley
- Majoring in Quantitative Economics

2025 NAVY MEN'S LACROSSE

MIDSHIPMEN PROFILES

- Has earned Commandant's (F2022, S2023, F2023) List accolades multiple times
- Grandfather, the late Col. John W. Ripley, was a 1962 graduate of the Naval Academy and went on to become a decorated Marine Corps officer ... he received the Navy Cross for his actions in combat during the Vietnam War, as well as the Silver Star ... he was the first Marine to be named a Distinguished Graduate, the highest and most prestigious award given by the Naval Academy
- Father, Tom, is a 1993 graduate of VMI where he was a member of the lacrosse team
- Mother, Alex, is a graduate of Bucknell where she was a member of the equestrian team
- Uncle, Stephen Ripley, is a 1988 graduate of Virginia and was a member of the rugby team
- Cousin, Scout Ripley, is a 2023 graduate of VMI where he served as team captain of the lacrosse team last spring ... he was VMI's leading goal scorer in 2021 and '22 and the team's point leader in 2022
- Cousin, King Ripley, is a 2023 graduate of Maryland and a member of the lacrosse team that went 18-0 and won the 2022 National Championship
- Uncle, John Ripley, is a 1996 graduate of VMI and was a member of the lacrosse team
- Cousin, Jack T. Ripley, is a 2020 graduate of the Naval Academy
- High school teammates Jackson Roberts (Jr) and Coleman Ruiz (Fr) are also members of the Navy lacrosse team

CAREER STATISTICS

Yr	GP-S	G	A	Pts	Sh	Up	GB	TO	CT
2023	9-0	0	2	2	2	0	2	3	0
2024	8-0	0	2	2	1	0	2	1	0
Total	17-0	0	4	4	3	0	4	4	0

PATRIOT LEAGUE STATISTICS

Yr	GP-S	G	A	Pts	Sh	Up	GB	TO	CT
2023	6-0	0	2	2	0	0	1	1	0
2024	3-0	0	2	2	1	0	1	1	0
Total	9-0	0	4	4	1	0	2	2	0

CAREER HIGHS

Goals	---
Assists	2 at Colgate (3.11.23)
Points	2 at Colgate (3.11.23)
Ground Balls	1 (4x; last vs. Holy Cross, 3.23.24)
Caused Turnovers	---

MISCELLANEOUS STATISTICS

Miscellaneous	'24	Career	Last
Multi-Point Gms	0	1	at Colgate, 3.11.23
Multi-Goal Gms	0	0	---
Hat Tricks	0	0	---
Multi-Assist Gms	0	1	at Colgate, 3.11.23

2023 GAME-BY-GAME

Date	Opponent	GS	G	A	Pts	Sh	Up	GB	TO	CT
3.11	Colgate		0	2	2	0	0	1	0	0
3.17	Johns Hopkins		0	0	0	1	0	0	0	0
3.21	Villanova		0	0	0	1	0	1	2	0
3.25	Holy Cross		0	0	0	0	0	0	0	0
4.7	Loyola		0	0	0	0	0	0	1	0
4.15	Lafayette		0	0	0	0	0	0	0	0
4.22	Army		0	0	0	0	0	0	0	0
4.28	Bucknell		0	0	0	0	0	0	0	0
5.2	Loyola		0	0	0	0	0	0	0	0

2024 GAME-BY-GAME

Date	Opponent	GS	G	A	Pts	Sh	Up	GB	TO	CT
2.3	Mount St. Mary's		0	0	0	0	0	1	0	0
2.10	Hofstra		0	0	0	0	0	0	0	0
3.19	Villanova		0	0	0	0	0	0	0	0
3.23	Holy Cross		0	1	1	1	0	1	1	0
4.19	Loyola		0	0	0	0	0	0	0	0
4.26	Bucknell		0	1	1	0	0	0	0	0
4.30	Loyola		0	0	0	0	0	0	0	0
5.3	vs. Lehigh		0	0	0	0	0	0	0	0

18 JACKSON ROBERTS

JR. | D | 6-0 | 191 | ARNOLD, MD.

2024 // Sophomore Year

- Appeared in 5 games, including making his collegiate debut in the Mids' 19-6 win over Mount St. Mary's in the opener where he grabbed a ground ball

2023 // Freshman Year

- Missed the entire season due to injury

High School

- 2022 graduate of Archbishop Spalding High School in Severn, Md.
- Attended Broadneck High School in Annapolis, Md. his freshman and sophomore years before transferring to Archbishop Spalding HS prior to his junior year
- Four-year lacrosse letter winner
- Garnered Honorable Mention Maryland State Lacrosse Coaches' Association (MSLCA) All-State honors as a junior, as well as Second-Team All-County
- Served as lacrosse team captain his senior year
- Member of the National Honor Society



Personal

- Son of Bill and Nicole Roberts
- Majoring in History
- Also considered Denver and Michigan, however, due to COVID he was unable to visit either institution
- Father, Bill, is in his 21st season as the head coach on the men's swimming program at the Naval Academy ... he's led Navy to the Patriot League crown in each of the 19 seasons in which the championship was contested during his time on the Yard and has been named the league's coach of the year 10 times
- His father is a 1992 graduate of Springfield College where he was a four-year swimming letter winner and served as team captain for 2 seasons
- Mother, Nicole, is a graduate of Wells College where she was a member of the field hockey and lacrosse teams
- Brother, Will, was a four-year standout swimmer at Michigan (2018-21) who took a fifth year at Cal ('22) ... he was part of two Big Ten Championship teams while at Michigan and a member of the Cal team that won the 2022 Pac-12 Championship and went on to win the 2022 National Championship ... two-time College Swimming & Diving Coaches Association of America All-American (2020 in 1650 free / 2021 HM in 400 IM)
- Uncle, Jim Zoulas, is a 1997 graduate of the Naval Academy
- High school teammates Race Ripley (Jr) and Ben Ruiz (Fr) are also members of the Navy lacrosse team

CAREER STATISTICS

Yr	GP-S	G	A	Pts	Sh	Up	GB	TO	CT
2023	---	---	---	---	---	---	---	---	---
2024	5-0	0	0	0	0	0	1	0	0
Total	5-0	0	0	0	0	0	1	0	0

PATRIOT LEAGUE STATISTICS

Yr	GP-S	G	A	Pts	Sh	Up	GB	TO	CT
2023	---	---	---	---	---	---	---	---	---
2024	2-0	0	0	0	0	0	0	0	0
Total	2-0	0	0	0	0	0	0	0	0

CAREER HIGHS

Goals	---
Assists	---
Points	---
Ground Balls	1 vs. Mount St. Mary's (2.3.24)
Caused Turnovers	---

2025 NAVY MEN'S LACROSSE

MIDSHIPMEN PROFILES

2024 GAME-BY-GAME

Date	Opponent	GS	G	A	Pts	Sh	GB	TO	CT
2.3	Mount St. Mary's		0	0	0	0	0	0	0
2.10	Hofstra		0	0	0	0	0	0	0
3.9	at Lehigh		0	0	0	0	0	0	0
3.19	Villanova		0	0	0	0	0	0	0
3.23	Holy Cross		0	0	0	0	0	0	0

23 ANDREW ROSS

JR. | M | 5-11 | 177 | MORRIS PLAINS, N.J.

2024 // Sophomore Year

- Saw action in each of the first-two games of the season

2023 // Freshman Year

- Made his collegiate debut in the Mids' win over Queens where he got off a shot and picked up a ground ball

High School

- 2022 graduate of Delbarton School in Morristown, N.J.
- Two-sport athlete who earned letters in football (3) and lacrosse (3)
- Garned First-Team All-State (New Jersey Non-Public A) and First-Team All-New Jersey Interscholastic Lacrosse League (Fitch/Pitt Division) recognition his senior year
- Led Delbarton School to the 2019 Morris County and Non-Public A State Championships in lacrosse

Personal

- Son of Andy and Alexandra Ross
- Majoring in English
- Wears jersey #23, the same number his father, Andy, a 1997 graduate of the Naval Academy, wore for the Midshipmen ... he was a four-year lacrosse letter winner, three-time (1995, '96, '97) All-American and two-time (1998, '02) member of Team USA
- High school teammates Ryan Trafford (Fr) is also a member of the Navy lacrosse team

CAREER STATISTICS

Yr	GP-S	G	A	Pts	Sh	Up	GB	TO	CT
2023	1-0	0	0	0	1	0	1	1	0
2024	2-0	0	0	0	0	0	0	0	0
Total	3-0	0	0	0	1	0	1	1	0

PATRIOT LEAGUE STATISTICS

Yr	GP-S	G	A	Pts	Sh	Up	GB	TO	CT
2023	---	---	---	---	---	---	---	---	---
2024	---	---	---	---	---	---	---	---	---
Total	---	---	---	---	---	---	---	---	---

CAREER HIGHS

Goals	---
Assists	---
Points	---
Ground Balls	1 vs. Queens (2.5.23)
Caused Turnovers	---

2023 GAME-BY-GAME

Date	Opponent	GS	G	A	Pts	Sh	Up	GB	TO	CT
2.5	Queens		0	0	0	1	0	1	1	0

2024 GAME-BY-GAME

Date	Opponent	GS	G	A	Pts	Sh	Up	GB	TO	CT
2.3	Mount St. Mary's		0	0	0	0	0	0	0	0
2.10	Hofstra		0	0	0	0	0	0	0	0

64 BEN RUIZ


FR. | DM | 6-1 | 186 | ANNAPOLIS, MD.

High School

- 2023 graduate of Archbishop Spalding High School in Severn, Md.
- Three-year lacrosse letter winner
- Served as captain of the lacrosse team his junior and senior years

Personal

- Son of Coleman and Bridget Ruiz
- Major undeclared, he owns a 3.67 grade-point average
- Stands #104 in Overall Order of Merit in the Class of 2028 (1,162 members), #207 in Academic Order of Merit and #83 in Military Order of Merit
- Has been named to both the Superintendent's (F2024) and Commandant's (F2024) Lists
- Attended the Naval Academy Prep School in Newport, R.I. during the 2023-24 academic year
- Both of his parents are 1998 graduates of the Naval Academy and both were athletes ... father, Coleman, was a four-year member of the wrestling team, while mother, Bridget, was a four-year member of the swimming team
- Brother, Coleman III, is a senior at NYU where he is a member of the cross country and track & field teams
- High school teammates Race Ripley (Jr) and Jackson Roberts (Jr) are also members of the Navy lacrosse team



29 GUNNAR SCHWARZ


FR. | GK | 5-8 | 169 | PLANTATION, FLA.

High School

- 2022 graduate of Saint Andrew's School in Boca Raton, Fla.
- Two-time (2021, '22) US Lacrosse All-American and First-Team All-Florida selection
- Served as captain of the lacrosse team his senior year
- Led Saint Andrew's to back-to-back (2021, '22) FHSAA Class 1A State Championships

Personal

- Son of Karl and Shauna Schwarz
- Attended the Naval Academy Prep School in Newport, R.I. during the 2022-23 academic year
- Brother, Max, is a 2023 graduate of Catholic University where he was a member of the lacrosse team
- Grandfather, Carl Schwarz, played in the CFL for the Saskatchewan Roughriders



45 COLIN SHADOWENS


JR. | FO | 5-11 | 176 | SEVERNA PARK, MD.

2024 // Sophomore Year

- Missed the season due to an injury

2023 // Freshman Year

- Appeared in 9 of the 16 games, winning 16 of the 27 (59.3) draws he took
- Won his only faceoff in the win over #17 Boston U. ... teamed up with Anthony Ghoziel to post a season-best 68.2 faceoff winning percentage
- Won his lone draw in the league win over Holy Cross
- Grabbed 2 ground balls and went 2 for 3 at the "x" against #7 Villanova
- Won 2 of the 3 draws he took and picked up a pair of ground balls at High Point
- Paced Navy against Queens, winning 5 of 7 faceoffs and picking up a career-best 3



2025 NAVY MEN'S LACROSSE

MIDSHIPMEN PROFILES

ground balls.

- Made his collegiate debut in the Mids' opener against Mount St. Mary's where he won 5 of his 8 draws and grabbed a ground ball

High School

- 2021 graduate of Severna Park High School in Severna Park, Md.
- Three-sport athlete who earned letters in football (2), lacrosse (3) and wrestling (3)
- Two-time (2019, '21) First-Team All-County (Capital Gazette) lacrosse selection
- 2021 First-Team All-State Public Schools honoree in lacrosse
- 2021 lacrosse team captain
- Led Severna Park to three (2018, '19, '21) Maryland 4A/3A State Championships in lacrosse

Personal

- Son of Eric and Christina Shadowens
- Majoring in Cyber Operations
- Has been named to the Dean's (F2024) List
- Attended the Naval Academy Prep School during the 2021-22 academic year

CAREER STATISTICS

Yr	GP-S	G	A	Pts	Sh	GB	TO	CT	FO	Pct
2023	9-0	0	0	0	0	10	4	0	16-27	59.3
2024	---	---	---	---	---	---	---	---	---	---
Total	9-0	0	0	0	0	10	4	0	16-27	59.3

PATRIOT LEAGUE STATISTICS

Yr	GP-S	G	A	Pts	Sh	GB	TO	CT	FO	Pct
2023	4-0	0	0	0	0	2	0	0	2-4	50.0
2024	---	---	---	---	---	---	---	---	---	---
Total	4-0	0	0	0	0	2	0	0	2-4	50.0

CAREER HIGHS

Goals	---
Assists	---
Points	---
Ground Balls	3 vs. Queens (2.5.23)
FO Wins	5 (2x; last vs. Queens, 2.5.23)
FO Attempts	8 vs. Mount St. Mary's (2.4.23)
FO Pct. (10 min)	---

2023 GAME-BY-GAME

Date	Opponent	G	A	Pts	Sh	GB	TO	CT	FO	Pct
2.4	Mount St. Mary's	0	0	0	0	1	1	0	5-8	62.5
2.5	Queens	0	0	0	0	3	0	0	5-7	71.4
2.11	Hofstra	0	0	0	0	0	0	0	0-2	00.0
2.25	High Point	0	0	0	0	2	2	0	2-3	66.7
3.21	Villanova	0	0	0	0	2	1	0	2-3	66.7
3.25	Holy Cross	0	0	0	0	1	0	0	1-1	1.000
3.31	Boston U.	0	0	0	0	1	0	0	1-1	1.000
4.7	Loyola	0	0	0	0	0	0	0	0-1	00.0
4.28	Bucknell	0	0	0	0	0	0	0	0-1	00.0

61 KADE SMITH

SO. | LSM | 5-11 | 196 | SIMSBURY, CONN.

2024 // Freshman Year

- Appeared in 3 games where he grabbed 4 ground balls and had 2 caused turnovers
- Part of a defensive effort that held Holy Cross scoreless for 23:19 (2nd-4th Qtr), the longest scoring drought by a Navy opponent this season ... during that time, Navy went on a 7-0 run to extend a 1-goal lead (5-4) to an 8-goal advantage (12-4)
- Saw substantial playing time in the win over Holy Cross, recorded a career-high 3 ground balls and forcing a turnover
- Saw extensive action in the Mids' loss to Villanova where he



recorded a ground ball and a caused turnover

- Made his collegiate debut in the Mids' 19-6 win over Mount St. Mary's in the opener

High School

- 2023 graduate of Westminster School in Simsbury, Conn.
- Two-sport athlete who lettered in lacrosse and soccer
- Garnered Honorable Mention All-New England and earned All-Founders League recognition in lacrosse his senior year
- Served as lacrosse team captain as a senior
- Also earned All-Founders League honors in soccer his senior year

Personal

- Son of Antawan and Natalia Smith
- Majoring in Operations Research
- Father, Antawan, is a 1996 graduate of North Carolina where he was a member of the baseball team his junior and senior years
- Uncle, Pete Byman, is a 1983 graduate of LSU where he was a four-year letter winner on the men's golf team (1980-83)

CAREER STATISTICS

Yr	GP-S	G	A	Pts	Sh	GB	TO	CT
2024	3-0	0	0	0	0	4	0	2
Total	3-0	0	0	0	0	4	0	2

PATRIOT LEAGUE STATISTICS

Yr	GP-S	G	A	Pts	Sh	GB	TO	CT
2024	1-0	0	0	0	0	3	0	1
Total	1-0	0	0	0	0	3	0	1

CAREER HIGHS

Goals	---
Assists	---
Points	---
Ground Balls	3 vs. Holy Cross (3.23.24)
Caused Turnovers	1 (2x; last vs. Holy Cross, 3.23.24)

2024 GAME-BY-GAME

Date	Opponent	GS	G	A	Pts	Sh	GB	TO	CT
2.3	Mount St. Mary's	0	0	0	0	0	0	0	0
3.19	Villanova	0	0	0	0	0	1	0	1
3.23	Holy Cross	0	0	0	0	0	3	0	1

13 JT THOMAS III

SR. | DM | 5-10 | 175 | UPPER MARLBORO, MD.

2024 // Junior Year

- Made his lone appearance in the Mids' win over Holy Cross

2023 // Sophomore Year

- Made his collegiate debut in the Mids' win over Queens

2022 // Freshman Year

- Fought injuries throughout the spring season

High School

- 2020 graduate of Landon School in Bethesda, Md.
- Three-sport athlete who lettered in basketball (1), football (2) and lacrosse (2)

Personal

- Son of James and Cynthia Thomas
- His service assignment is Navy Pilot
- Majoring in General Science
- Attended the Naval Academy Prep School during the 2020-21 academic year
- Father, James, is a 1991 graduate of Delaware State where he was a member of the football team



2025 NAVY MEN'S LACROSSE

MIDSHIPMEN PROFILES

• High school teammate Preston Lugar (So) is also a member of the Navy lacrosse team

CAREER STATISTICS

Yr	GP-S	G	A	Pts	Sh	GB	TO	CT
2022	---	---	---	---	---	---	---	---
2023	1-0	0	0	0	0	0	0	0
2024	1-0	0	0	0	0	0	0	0
Total	2-0	0	0	0	0	0	0	0

PATRIOT LEAGUE STATISTICS

Yr	GP-S	G	A	Pts	Sh	GB	TO	CT
2022	---	---	---	---	---	---	---	---
2023	---	---	---	---	---	---	---	---
2024	1-0	0	0	0	0	0	0	0
Total	1-0	0	0	0	0	0	0	0

CAREER HIGHS

Goals	---
Assists	---
Points	---
Ground Balls	---
Caused Turnovers	---

2023 GAME-BY-GAME

Date	Opponent	GS	G	A	Pts	Sh	GB	TO	CT
2.5	Queens		0	0	0	0	0	0	0

2024 GAME-BY-GAME

Date	Opponent	GS	G	A	Pts	Sh	GB	TO	CT
3.23	Holy Cross		0	0	0	0	0	0	0

53 MAX THOMAS

JR. | FO | 5-7 | 182 | NYACK, N.Y.

2024 // Sophomore Year

- Appeared in 3 games, including the Holy Cross contest in which he took the first draws of his collegiate career

2023 // Freshman Year


- Made his collegiate debut in the Mids' win over Queens

High School

- 2021 graduate of Don Bosco Preparatory High School in Ramsey, N.J.
- Two-sport athlete who earned letters in lacrosse (4) and soccer (2)
- Garnered All-County and All-Gibbs League recognition in lacrosse his senior year
- Named MVP of the State Championship game against Delbarton School his senior year
- Served as team captain of both the lacrosse and soccer teams his senior year
- Led Don Bosco Prep to the Non-Public A State Championship his senior year

Personal

- Son of Georges and Smaragda Thomas
- Majoring in English
- Attended the Naval Academy Prep School during the 2021-22 academic year
- Mother, Smaragda, is a graduate of Manhattan College where she was a member of the rowing team



PATRIOT LEAGUE STATISTICS

Yr	GP-S	G	A	Pts	Sh	Up	GB	TO	CT	FO	Pct.
2023	---	---	---	---	---	---	---	---	---	---	---
2024	1-0	0	0	0	0	0	0	0	0	0-2	00.0
Total	---	---	---	---	---	---	---	---	---	0-2	00.0

CAREER HIGHS

Goals	---
Assists	---
Points	---
Ground Balls	---
Caused Turnovers	---

2023 GAME-BY-GAME

Date	Opponent	GS	G	A	Pts	Sh	Up	GB	TO	CT
2.5	Queens		0	0	0	0	0	0	0	0


2024 GAME-BY-GAME

Date	Opponent	GS	G	A	Pts	Sh	GB	TO	CT	FO	Pct
2.3	Mount St. Mary's		0	0	0	0	0	0	0	0-0	00.0
2.10	Hofstra		0	0	0	0	0	0	0	0-0	00.0
3.23	Holy Cross		0	0	0	0	0	0	0	0-2	00.0

10 HENRY TOLKER

SR. | A | 5-11 | 209 | CATONSVILLE, MD.

- A starter in 43 (14 Fr // 13 So // 16 Jr) of the 46 games in which he has played over his career
- Has recorded points in 41 of the 46 games in which he's played (Boston '22 / Manhattan, Colgate, Lafayette '23 / Penn State '24)
- Reached the 100-point milestone with his team-best 3 goals against Lehigh (5.3) in the Patriot League Semifinals ... he is the 38th Navy player to score 100-career points ... with exactly 100 points, he is tied with All-American Graham Gill (100 / 2002-05) for 37th on the all-time scoring list
- With his goal against Loyola in the Patriot League Quarterfinals (4.30), he moved into the top 20 on Navy's career goals scored list ... with 80, he stands 16th on the leader board and trails 10th-place Syd Abernethy (87 / 1978-81) by 7



2024 // Junior Year

- A starter in all 16 contests, he was Navy's 2nd-leading scorer with 37 points on a team-high 30 goals and 7 assists ... he fell just 1 goal shy of Navy's all-time single-season top-20 goals scored chart
- Led Navy with 6 extra-man goals on the year after coming in with just 2 in his first-2 years combined
- Closed out the year riding a 12-game point scoring streak, the second-longest on the team behind Max Hewitt's 14-game streak ... scored a point in every game this season except Penn State
- Paced the Mids with 3 goals (all on extra) man against Lehigh (5.3) in the Patriot League Semifinals ... his final goal with 44 seconds remaining in the game marked his 100th-career point
- Recorded a goal and an assist in Navy's Patriot League Quarterfinals win over Loyola
- Contributed a goal and an assist in the Mids' overtime win against Bucknell ... recorded 2 caused turnovers, including what might have been the biggest play of the game ... plowed through the goalkeeper to jar the ball loose on the end line, giving Navy the ball and leading to the game-winner by Dane Swanson in overtime
- Scored his 3rd man-up goal of the season off an assist from Max Hewitt in the loss to Loyola ... also grabbed 3 ground balls
- Saw his 7-game goal-scoring streak come to an end at Army, but did contribute an assist in the contest
- Extended his goal-scoring streak to 7 with his 4 goals in the Mids' win at Lafayette ... scored the game-winner off an assist from Xavier Arline with 2:47 left in the game ... also led the team with 5 ground balls
- Recorded his 3rd hat trick of the season with 3 goals and an assist in the win over #17

2025 NAVY MEN'S LACROSSE

MIDSHIPMEN PROFILES

Colgate ... 2 of his 3 goals were scored during Navy's 4-1 run in the 3rd quarter, including his goal at 7:05 that gave Navy its first lead (6-5) and another at 2:45 that put the Mids up for good (7-6)

- Scored 2 goals and added 2 assists in Navy's 17-7 win over Holy Cross
- Posted 3 points on 2 goals and his first assist of the season in the loss to Villanova
- Turned in a pair of goals in Navy's come-from-behind overtime win over #8 Johns Hopkins
- Produced his second hat trick in as many games with a 4-goal performance at Lehigh ... also caused a turnover
- Recorded his first hat trick of the season with 3 goals in Navy's league opener at Boston U. ... among his 3 goals was a man-down goal, Navy's first since Chris Fennell targeted a goal against Holy Cross in 2015
- Saw his 6-game point-scoring streak and 5-game goal-scoring streak come to an end against #12 Penn State
- Scored 2 of Navy's 5 goals at Towson, including an extra-man goal
- Punched in a goal during Navy's 6-0 first-half run against Hofstra en route to a 16-8 win
- Scored a goal after taking just 2 shots in the Mids' opener against Mount St. Mary's

2023 // Sophomore Year

- A starter in 13 of the 15 games in which he played, he was Navy's fourth-leading scorer (29 pts) with a team-high 27 goals and 2 assists
- Punched in a pair of goals and added an assist against Loyola in the Patriot League Quarterfinals ... also grabbed 3 ground balls and caused a turnover
- Recorded a pair of goals in the regular-season finale at Bucknell
- Scored a goal and forced a turnover in the Mids' loss to #9 Army in the Star Game
- Named the Patriot League Offensive Player of the Week after scoring a career-high 6 goals on 9 shots in Navy's win at #13 Loyola ... the 6 goals are the most by a Navy player since Dave Little scored 9 goals on 9 shots against Lehigh on March 25, 2017 ... also grabbed 3 ground balls and caused a turnover
- Recorded his first hat trick since the second week of the season with his 3 goals in the win over #17 Boston U. ... all 3 goals came in the fourth quarter, including the eventual game-winner ... also had 3 ground balls and forced a turnover
- Punched in a goal and added a pair of ground balls in the league win over Holy Cross
- Sat out the Villanova game with an injury
- Recorded his second extra-man goal of the season and dealt out his first assist of 2023 in Navy's game against #9 Johns Hopkins ... also posted a caused turnover
- Made the start at midfield against Colgate where he was held without a point for just the third time in his career and got off just a single shot
- Scored a spectacular behind the back goal off an assist from Patrick Skalniak at High Point ... also forced a turnover
- Saw his 8-game point-scoring streak come to an end against Manhattan ... the Jaspers also snapped his 6-game goal-scoring streak that dated back to 2022
- Punched in a career-high 5 goals in Navy's win at Hofstra, scoring the 5 goals on 5 shots ... scored 3 of the 5 in the first quarter and the final 2 in the fourth quarter
- Came off the bench to score a goal in 20 minutes of work against Queens
- Opened the season with a hat trick against Mount St. Mary's, the 6th of his career

2022 // Freshman Year

- A starter at attack in 14 of the 15 games (Hofstra), he was Navy's fourth-leading scorer (23-11=34) and second-leading goal scorer ... he recorded a point in 14 of the 15 contests, including each of the last 5
- He is among 5 players (Mike Herger, Ian Dingman, Tucker Hull, Sam Jones) in program history to rank among the top 10 in freshman points, goals AND assists
- He is just the 14th freshman in program history to reach 30 points and the first since Christian Daniel turned in 31 points (21-10) in 2018
- Tolker's 34 points are the 10th most by a Navy freshman and the most since Tucker Hull and Sam Jones recorded 38 points in 2011
- His 23 goals are tied as the sixth most by a Navy freshman and the most since Tucker Hull and Sam Jones scored 23 goals in 2011
- His 11 assists are the 10th most by a Navy freshman and the most since Tucker Hull and Sam Jones dealt out 15 assists in 2011
- He produced the second-most hat tricks of the season with 5, behind Patrick Skalniak's 6
- Tolker is the first Navy freshman to record hat tricks in three-consecutive games (Hofstra, Manhattan, High Point) since Ian Dingman in 2003 (4 vs. UMass, 3 vs. Rutgers, 4 vs. Stony Brook)
- Tolker is the first Navy player with three-consecutive hat tricks in a season since Christian Daniel recorded 5 goals against UMBC, 3 vs. Maryland and 4 vs. Bucknell during the 2019 season

- He is the first Navy freshman to record 5 hat tricks in a season (Hofstra, Manhattan, High Point, 4 vs. Holy Cross, 3 vs. Bucknell) since 1987 when Mike Herger pitched 7 hat tricks - UMBC (3), Delaware (5), Penn (3), Princeton (6), Army (4), Johns Hopkins (3) and Brown (6). Herger is Navy's record holder for both points (55) and goals (37) by a freshman and is third all-time in career points (197)
- Turned in a goal and 2 assists in the Mids' Patriot League Quarterfinals contest against Lehigh ... it marked his first-career multiple assist game
- With his team-high tying 4-point performance against Bucknell in the home finale, he was named the Patriot League Rookie of the Week for a third time this season ... he is the first Navy player to win the award 3 times
- Scored a pair of goals in Navy's overtime win at #6 Army in the Star Game ... scored the first goal in a 4-0 run that began in the third and ended in the fourth quarter ... his second goal of the run gave Navy a 9-8 lead, its first lead in the contest since Patrick Skalniak scored the game's first goal just 58 seconds into the contest
- Dealt out an assist on Tommy Hovivian's second goal of the game in the win over Lafayette ... also grabbed 3 ground balls
- Dealt out an assist to Jack Sweeney on extra-man in Navy's contest against Loyola ... also caused a turnover
- Had his 9-game point-producing streak snapped by No. 14 Boston U. ... got 3 shots off in the game
- Named the Patriot League Rookie of the Week for a second time after pacing the Mids with a career-high 4 goals in their win over league foe Holy Cross
- Turned in a goal and an assist in Navy's 11-10 come-from-behind win at Johns Hopkins ... also turned in a career-high 2 caused turnovers
- Dealt out an assist on the second target of Navy's 5-goal run in the fourth quarter in its come-from-behind victory over Colgate ... also grabbed a pair of ground balls and caused a turnover
- Punched in his team-leading 12th goal of the season in the Mids' Patriot League opener at Lehigh
- Garnered Patriot League Rookie of the Week recognition following the High Point contest in which he turned in his third-consecutive hat trick with a 3-goal, 1-assist effort
- Followed up with his second hat trick in 3 days with 3 goals in the win against Manhattan
- Recorded the first hat trick of his career with a 3-goal, 1-assist effort in the win at Hofstra ... scored his 3 goals on 5 shots
- Turned in an assist in the Mids' 15-5 win over Mercer
- Made his collegiate debut as a starter at attack in the Mids' opener against Mount St. Mary's where he scored 3 points on a pair of goals and an assist ... scored the first goal of his career and the first of Navy's 2022 campaign at the 13:46 mark in the first quarter off an assist from Patrick Skalniak

High School

- 2021 graduate of Loyola Blakefield High School in Towson, Md.
- Attended McDonogh School in Owings Mills, Md. his freshman year where he was a teammate of Jackson Bonitz and Dane Swanson
- Two-sport athlete who lettered in football (1) and lacrosse (1)
- Garnered 2021 Honorable Mention Maryland State Lacrosse Coaches' Association All-State (Md.) Private School honors
- Played in the 2018 Under Armour Underclass Games

Personal

- Son of Greg and Tonia Tolker
- Majoring in General Science
- Father, Greg, is a 1988 graduate of Mount St. Mary's where he was an All-American attackman (HM 1988) on the lacrosse team (1985-88) ... a member of The Mount's Sports Hall of Fame, he is the program's all-time leader in points (235) and assists (107) and stands fifth in goals (128) ... he also holds the top-two marks for single-game points with 14 against New Haven in 1986 and 13 against Wooster in 1987, as well as the top mark for single-game assists, dealing out 9 against New Haven in 1986 and St. Mary's in 1988

CAREER STATISTICS

Yr	GP-S	G	A	Pts	Sh	Up	GB	TO	CT
2022	15-14	23	11	34	70	0	29	17	7
2023	15-13	27	2	29	81	2	30	14	7
2024	16-16	30	7	37	87	6	28	22	3
Total	46-43	80	20	100	238	8	87	53	17



2025 NAVY MEN'S LACROSSE

MIDSHIPMEN PROFILES

PATRIOT LEAGUE STATISTICS

Yr	GP-S	G	A	Pts	Sh	Up	GB	TO	CT
2022	8-8	10	4	14	33	0	21	7	4
2023	8-8	14	0	14	48	0	16	10	3
2024	8-8	18	5	23	57	1	18	10	3
Total	24-24	42	9	51	138	1	58	27	10

CAREER HIGHS

Goals	6 at Loyola (4.7.23)
Assists	2 (2x; last vs. Holy Cross, 3.23.24)
Points	6 at Loyola (4.7.23)
Ground Balls	7 vs. Holy Cross (3.26.22)
Caused Turnovers	2 (2x; last vs. Bucknell, 4.26.24)

MISCELLANEOUS STATISTICS

Miscellaneous	'24	Career	Last
Multi-Point Gms	11	27	vs. Lehigh, 5.3.24
Multi-Goal Gms	9	22	vs. Lehigh, 5.3.24
Hat Tricks	5	14	vs. Lehigh, 5.3.24
Multi-Assist Gms	1	2	Holy Cross, 3.23.24

2022 GAME-BY-GAME

Date	Opponent	GS	G	A	Pts	Sh	Up	GB	TO	CT
2.5	Mount St. Mary's	•	2	1	3	6	0	3	1	1
2.12	Mercer	•	0	1	1	3	0	1	1	0
2.18	Hofstra		3	1	4	5	0	1	1	0
2.20	Manhattan	•	3	0	3	6	0	0	2	0
2.26	High Point	•	3	1	4	8	0	2	0	0
3.5	Lehigh	•	1	0	1	1	0	3	1	1
3.13	Colgate	•	0	1	1	1	0	2	1	1
3.18	Johns Hopkins	•	1	1	2	4	0	1	2	2
3.26	Holy Cross	•	4	0	4	10	0	7	2	0
4.2	Boston U.	•	0	0	0	3	0	1	1	1
4.9	Loyola	•	0	1	1	1	0	2	0	1
4.16	Lafayette	•	0	1	1	3	0	3	0	0
4.23	Army	•	2	0	2	4	0	0	1	0
4.29	Bucknell	•	3	1	4	10	0	3	1	0
5.3	Lehigh	•	1	2	3	5	0	0	3	0

2023 GAME-BY-GAME

Date	Opponent	GS	G	A	Pts	Sh	Up	GB	TO	CT
2.4	Mount St. Mary's	•	3	0	3	7	0	2	0	0
2.5	Queens		1	0	1	2	0	1	1	0
2.11	Hofstra	•	5	0	5	5	1	2	1	0
2.18	Manhattan	•	0	0	0	4	0	4	0	1
2.25	High Point	•	1	0	1	4	0	1	2	1
3.4	Lehigh	•	1	0	1	4	0	1	1	0
3.11	Colgate	•	0	0	0	1	0	0	2	0
3.17	Johns Hopkins		1	1	2	4	1	1	0	1
3.25	Holy Cross	•	1	0	1	8	0	2	2	0
3.31	Boston U.	•	3	0	3	6	0	3	1	1
4.7	Loyola	•	6	0	6	9	0	3	1	1
4.15	Lafayette	•	0	0	0	11	0	4	1	0
4.22	Army	•	1	0	1	4	0	2	2	1
4.28	Bucknell	•	2	0	2	5	0	1	0	0
5.2	Loyola	•	2	1	3	7	0	3	0	1

2024 GAME-BY-GAME

Date	Opponent	GS	G	A	Pts	Sh	Up	GB	TO	CT
2.3	Mount St. Mary's	•	1	0	1	2	0	0	1	0
2.10	Hofstra	•	1	0	1	3	0	0	2	0
2.17	at Towson	•	2	0	2	3	1	2	0	0
2.24	#12 Penn State	•	0	0	0	2	0	3	2	0
3.2	at Boston U.	•	3	0	3	11	0	1	1	0
3.9	at Lehigh	•	4	0	4	9	0	1	0	1
3.15	at #8 Johns Hopkins	•	2	0	2	4	1	2	1	0
3.19	Villanova	•	2	1	3	4	0	0	2	0

3.23	Holy Cross	•	2	2	4	6	0	2	0	0
3.30	#17 Colgate	•	3	1	4	7	0	2	2	0
4.6	at Lafayette	•	4	0	4	11	0	5	2	0
4.13	at #12 Army	•	0	1	1	4	0	2	1	0
4.19	Loyola	•	1	0	1	4	1	3	2	0
4.26	Bucknell	•	1	1	2	5	0	2	2	2
4.30	Loyola	•	1	1	2	5	0	3	3	0
5.3	vs. Lehigh	•	3	0	3	7	3	0	1	0

NAVY'S CAREER POINTS LEADER BOARD

Rk	Pts	Player	Years
1.	233	Jeff Long	1974-77

26.	112	Adam Borcz	1998-01
27.	108	Patrick Keena	2013-16
28.	107	Max Hewitt	2021-24
	107	Rob Bailey	1992-95
30.	106	Matt Pawlikowski	1990-93
31.	104	Jack Ray	2015-18
32.	103	Billy Looney	2004-07
33.	101	Andy Warner	2008-11
	101	Mike Hannan	1976-78
	101	Bob Pell	1970-72
	101	John Carter	1956-58
37.	100	HENRY TOLKER	2022-PRESENT
	100	Graham Gill	2002-05

NAVY'S CAREER GOALS LEADER BOARD

1.	143	James Chambers	1946-49


10.	87	Syd Abernethy	1978-81
11.	85	Sam Jones	2011-14
12.	84	Jeff Long	1974-77
13.	83	Greyson Torain	2016-19
14.	82	Tucker Hull	2011-14
15.	81	Eddie McKinnon	1999-02
16.	80	HENRY TOLKER	2022-PRESENT
17.	79	Jack Ray	2015-18
	79	Jamie O'Leary	1996-99

33 RYAN TRAFFORD

FR. | DM/FO | 6-0 | 209 | WEST CALDWELL, N.J.

High School

- 2024 graduate of Delbarton School in Morristown, N.J.
- Two-sport standout who lettered in football (3) and lacrosse (4)
- Two-time (2022, '23) First-Team All-Northwest Jersey Athletic League selection in lacrosse
- Two-time All-State selection, earning second-team honors as a sophomore and honorable mention as a junior
- Led Delbarton to the 2023 Non-Public A State Championship in lacrosse
- Completed his football career with 2,623 rushing yards and 34 touchdowns
- 2023 First-Team All-State football selection
- Two-time (2022, '23) First-Team Non-Public A and Super Football Conference United White Division selection in football
- Two-time (2022, '23) First-Team All-Morris County in football
- Two-time (2022, '23) All-New Jersey Offense in football
- Ranked among the top-10 running backs in New Jersey and one of the top 75 players over in the state his senior year
- 2023 Maxwell Football Club Mini Max Award winner
- Led Delbarton to the 2023 Super Football Conference United White Division Championship



2025 NAVY MEN'S LACROSSE

MIDSHIPMEN PROFILES

Personal

- Son of Rob and Kimberly Trafford
- Major undeclared, he owns a 3.16 grade-point average
- Named to the Commandant's (F2024) List
- Brother, Robert, is a junior at the Naval Academy and a member of the heavyweight crew team
- Uncle, Rodney Trafford, is a 2002 graduate of South Carolina where he was a tight end for the Gamecocks' football team
- Also recruited by the Navy football staff
- Also considered Harvard, Michigan, Notre Dame, Princeton and Yale
- High school teammates Andrew Ross (Jr) is also a member of the Navy lacrosse team
- High school teammate of Lafayette freshman goalkeeper Patrick Roelke and Lafayette freshman defenseman John Finkeldie

5 J.P. UNDERWOOD


SO. | LSM | 6-0 | 173 | WOODSIDE, CALIF.

2024 // Freshman Year

- Made his collegiate debut in the Mids' win over Holy Cross

High School

- 2023 graduate of Sacred Heart Preparatory School in Atherton, Calif.
- Two-year lacrosse team captain who led Sacred Heart Prep to the CCS Championship his sophomore year



Personal

- Son of John and Amy Underwood
- Majoring in Quantitative Economics
- Brother, Parker, is a 2020 graduate of Marquette where he was a member of the men's lacrosse team
- Mother, Amy, is a graduate of DePauw where he was a member of the field hockey team

CAREER STATISTICS

Yr	GP-S	G	A	Pts	Sh	GB	TO	CT
2024	1-0	0	0	0	0	0	0	0
Total	1-0	0	0	0	0	0	0	0

PATRIOT LEAGUE STATISTICS

Yr	GP-S	G	A	Pts	Sh	GB	TO	CT
2024	1-0	0	0	0	0	0	0	0
Total	1-0	0	0	0	0	0	0	0

CAREER HIGHS

Goals	---
Assists	---
Points	---
Ground Balls	---
Caused Turnovers	---

2024 GAME-BY-GAME


Date	Opponent	GS	G	A	Pts	Sh	GB	TO	CT
3.23	Holy Cross		0	0	0	0	0	0	0

50 GEORGE VLAHOS

FR. | GK | 6-0 | 186 | SAN FRANCISCO, CALIF.

High School

- 2024 graduate of Saint Ignatius College Prep in San Francisco, Calif.
- Three-year lacrosse letter winner
- Named the 2024 West Catholic Athletic League (WCAL) Player of the Year and was selected as a USA Lacrosse All-American (Silicon Valley region)
- Two-time (2023, '24) First-Team All-WCAL
- Led Saint Ignatius to back-to-back-to-back (2022, '23, '24) CIF-Central Coast Section and WCAL titles



Personal

- Son of Bill and Julie Vlahos
- Father, Bill, is a graduate of UCLA where he was a four-year member of the club lacrosse team

56 WILL WALSH

SR. | GK | 6-2 | 196 | WAKE FOREST, N.C.

2024 // Junior Year

- Did not see any varsity action

2023 // Sophomore Year


- Member of the Navy men's club lacrosse team

2022 // Freshman Year

- Member of the Navy men's club lacrosse team

High School

- 2021 graduate of North Raleigh Christian Academy in Raleigh, N.C.
- Two-sport athlete who lettered in lacrosse (4) and soccer (1)
- Three-year (2019, '20, '21) lacrosse team captain



Personal

- Son of Daniel and Michelle Walsh
- His service assignment is Navy Pilot
- Majoring in Operations Research, he owns a 3.15 grade-point average
- Has earned Commandant's (F2021, S2022, F2022, S2023, S2024, F2024) List accolades multiple times, while also being named to the Dean's (F2024) List
- Father, Daniel, is a 1990 graduate of Washington & Lee where he was a member of the men's lacrosse team

2025 NAVY MEN'S LACROSSE

ALL-TIME SERIES RECORDS BY CONFERENCE

AMERICA EAST

Games: 29 (25-4, 86.2)

Last Game: 2.15.2019, def. UMBC, 11-6

Opponent	W	L	T	Pct.	Streak
UAlbany	0	0	0	00.0	---
Binghamton	0	0	0	00.0	---
Bryant	0	0	0	00.0	---
UMBC	24	4	0	85.7	Won 4
UMass-Lowell	0	0	0	00.0	---
NJIT	0	0	0	00.0	---
Vermont	1	0	0	1.000	Won 1

ATLANTIC 10

Games: 15 (9-6, 60.0)

Last Game: 2.25.2023, lost to High Point, 14-13

Opponent	W	L	T	Pct.	Streak
High Point	0	2	0	00.0	Lost 2
Hobart	4	0	0	1.000	Won 4
Massachusetts	2	3	0	40.0	Lost 3
Richmond	0	1	0	00.0	Lost 1
St. Bonaventure	0	0	0	00.0	---
Saint Joseph's	3	0	0	1.000	Won 3

ATLANTIC COAST

Games: 139 (86-52-1, 62.2)

Last Game: 4.20.2019, lost to Syracuse, 18-9

Opponent	W	L	T	Pct.	Streak
Duke	24	10	0	70.6	Lost 7
North Carolina	12	15	0	44.4	Lost 3
Notre Dame	0	0	0	00.0	---
Syracuse	19	9	1	67.2	Lost 1
Virginia	31	18	0	63.3	Lost 5

ATLANTIC SUN

Games: 12 (9-3, 75.0)

Last Game: 2.5.2023, def. Queens, 19-5

Opponent	W	L	T	Pct.	Streak
Air Force	6	1	0	83.3	Won 2
Bellarmino	0	0	0	00.0	---
Jacksonville	1	2	0	33.3	Won 1
Mercer	1	0	0	1.000	Won 1
Queens	1	0	0	1.000	Won 1
Utah	0	0	0	00.0	---

BIG EAST

Games: 27 (8-19, 29.6)

Last Game: 3.19.2024, lost to Villanova, 14-7

Opponent	W	L	T	Pct.	Streak
Denver	0	0	0	00.0	---
Georgetown	7	17	0	29.2	Lost 4
Marquette	0	0	0	00.0	---
Providence	1	0	0	1.000	Won 1
St. John's	0	0	0	00.0	---
Villanova	0	2	0	00.0	Lost 2

BIG TEN

Games: 261 (124-135-2, 47.9)

Last Game: 3.15.2024, def. Johns Hopkins, 10-9 (OT)

Opponent	W	L	T	Pct.	Streak
Johns Hopkins	29	63	1	31.7	Won 1
Maryland	33	60	1	35.6	Lost 10
Michigan	0	0	0	00.0	---
Ohio State	5	1	0	83.3	Won 4
Penn State	36	3	0	92.3	Lost 2
Rutgers	21	7	0	75.0	Lost 1

COASTAL

Games: 66 (50-16, 75.8)

Last Game: 2.17.2024, lost to Towson, 17-5

Opponent	W	L	T	Pct.	Streak
Delaware	17	2	0	89.5	Won 3
Drexel	1	0	0	1.000	Won 1
Fairfield	0	1	0	00.0	Lost 1
Hampton	0	0	0	00.0	---
Hofstra	16	6	0	72.7	Won 3
Monmouth	0	0	0	00.0	---
Stony Brook	8	0	0	1.000	Won 8
Towson	8	7	0	53.3	Lost 1

IVY

Games: 207 (167-38-2, 81.2)

Last Game: 3-5-2019, lost to Princeton, 19-11

Opponent	W	L	T	Pct.	Streak
Brown	2	2	0	50.0	Lost 2
Cornell	15	5	0	75.0	Lost 1
Dartmouth	14	0	0	1.000	Won 14
Harvard	37	5	1	87.2	Won 29
Penn	47	7	0	87.0	Lost 2
Princeton	39	16	1	70.5	Lost 1
Yale	13	3	0	81.3	Won 1

METRO ATLANTIC

Games: 25 (23-2, 92.0)

Last Game: 2.3.2024, def. Mount St. Mary's, 19-6

Opponent	W	L	T	Pct.	Streak
Canisius	1	0	0	1.000	Won 1
Iona	0	0	0	00.0	---
Manhattan	2	1	0	66.7	Lost 1
Marist	1	0	0	1.000	Won 1
Merrimack	0	0	0	00.0	---
Mount St. Mary's	10	1	0	90.9	Won 2
Quinnipiac	0	0	0	00.0	---
Sacred Heart	1	0	0	1.000	Won 1
Siena	0	0	0	00.0	---
Wagner	0	0	0	00.0	---

NORTHEAST CONFERENCE

Games: 9 (9-0, 00.0)

Last Game: 2.8.2015, def. VMI, 21-7

Opponent	W	L	T	Pct.	Streak
Cleveland State	0	0	0	00.0	---
Detroit Mercy	1	0	0	1.000	Won 1
Le Moyne	0	0	0	00.0	---
LIU	0	0	0	00.0	---
Mercyhurst	0	0	0	00.0	---
Robert Morris	0	0	0	00.0	---
VMI	8	0	0	1.000	Won 8

PATRIOT

Games: 274 (181-90-3, 66.6)

Last Game: 5.3.2024, lost to Lehigh, 12-8 (Patriot League Semifinals)

Opponent	W	L	T	Pct.	Streak
Army	63	38	3	62.0	Lost 2
Boston U.	6	3	0	66.7	Won 2
Bucknell	15	8	0	65.2	Won 8
Colgate	18	8	0	69.2	Won 1
Holy Cross	17	3	0	85.0	Won 3
Lafayette	23	2	0	92.0	Won 6
Lehigh	32	15	0	68.1	Lost 9
Loyola	7	13	0	35.0	Won 1

2025 NAVY MEN'S LACROSSE

ALL-TIME SERIES RECORDS

Opponent	W	L	T	Streak	First Meeting	Last Meeting	Last Navy Win	Last Opp Win
Air Force	6	1	0	Won 2	2-26-1994 W 19-3	2-6-2016 W 10-6	2-6-2016 10-6	3-25-2003 8-6
Army	63	38	3	Lost 2	5-31-1924 W 5-0	4-13-2024 L 8-13	4-23-2022 12-11 OT	4-13-2024 13-8
Baltimore	13	0	1	Won 13	5-16-1959 T 6-6	4-12-1972 W 16-3	4-12-1972 16-3	----
Baltimore City College	10	0	0	Won 10	1908 W 4-2	4-13-2018 W 8-0	1920 12-1	----
Boston U.	6	3	0	Won 2	3-29-14 W 13-7	3-2-2024 W 16-9	3-2-2024 16-9	4-2-2022 17-9
Brown	2	2	0	Lost 2	5-2-1931 W 12-2	5-21-2016 L 10-11	5-13-1987 14-6	5-21-2016 11-10
Bucknell	15	8	0	Won 8	4-3-1996 L 5-6	4-26-2024 W 13-12 OT	4-26-2024 13-12 OT	2-21-2015 8-7
Canisius	1	0	0	Won 1	3-13-2007 W 13-5	3-13-2007 W 13-5	3-13-2007 13-5	----
Carlisle	3	0	2	Won 1	1910 W 3-2	1918 W 3-1	1918 3-1	----
City College of N.Y.	2	0	0	Won 2	4-1-1944 W 27-0	3-31-1945 L 0-29	3-31-1945 29-0	----
Colgate	18	8	0	Won 1	4-28-1928 W 14-1	3-30-2024 W 10-9	3-30-2-24 10-9	3-11-2023 17-8
Cornell	15	5	0	Lost 1	1911 W 12-0	2-23-2008 L 7-8	5-23-2004 6-5	2-23-2008 8-7 OT
Cortland State	1	1	0	Won 1	5-20-1972 L 9-10	3-24-1973 W 11-6	3-24-1973 11-6	5-20-1972 10-9
Dartmouth	14	0	0	Won 14	4-3-1937 W 6-2	3-21-2017 W 11-6	3-21-2017 11-6	----
Delaware	17	2	0	Won 3	4-5-1977 W 17-8	2-18-2017 W 11-5	2-18-2017 11-5	3-28-1999 11-8
Denison	1	0	0	Won 1	3-26-1969 W 22-2	3-26-1969 W 22-2	3-26-1969 22-2	----
Detroit	1	0	0	Won 1	2-15-2013 W 11-7	2-15-2013 W 11-7	2-15-2013 11-7	----
Drexel	1	0	0	Won 1	3-24-1943 W 20-6	3-24-1943 W 20-6	3-24-1943 20-6	----
Duke	24	10	0	Lost 7	4-29-1946 W 7-3	5-9-2009 L 5-14	3-20-1993 12-11	5-9-2009 14-5
Fairfield	0	1	0	Lost 1	2-19-2013 L 9-10	2-19-2013 L 9-10	----	2-19-1913 10-9
Furman	1	0	0	Won 1	2-15-2020 W 19-3	2-15-2020 W 19-3	2-15-2020 9-3	----
Georgetown	7	17	0	Lost 4	4-17-1991 W 13-6	2-15-2014 L 8-9 OT	3-28-2009 10-8	2-15-2014 9-8 OT
Georgia Tech	4	0	0	Won 4	4-14-1928 W 14-1	4-18-1931 W 24-1	4-18-1931 24-1	----
Harvard	37	5	1	Won 29	1908 L 1-7	5-18-1988 W 10-9	5-18-1988 10-9	1915 2-1
High Point	0	2	0	Lost 2	2-26-2022 L 13-14	2-25-2023 L 13-14	----	2-25-2023 14-13
Hobart	4	0	0	Won 4	1920 W 2-0	5-2-2004 W 9-8	5-2-2004 9-8	----
Hofstra	16	6	0	Won 3	5-1-1965 W 19-2	2-10-2024 W 16-8	2-10-2024 16-8	5-15-1999 15-7
Holy Cross	17	3	0	Won 3	4-18-2004 W 23-5	3-23-2024 W 17-7	3-23-2024 17-7	3-30-2019 12-9
Jacksonville	1	2	0	Won 1	2-19-2012 L 7-13	2-28-2021 W 13-6	2-28-2021 13-6	2-4-2018 12-7
Johns Hopkins	29	63	1	Won 1	1908 L 1-6	3-15-2024 W 10-9 OT	3-15-2024 10-9 OT	3-17-2023 12-9
Lafayette	23	2	0	Won 6	4-17-1926 W 23-0	4-6-2024 W 10-9	4-6-2024 10-9	3-11-2017 9-8
Lehigh	32	15	0	Lost 9	1910 W 4-2	5-3-2024 L 8-12	3-24-2018 10-7	5-3-2024 12-8
Loyola (Md.)	7	13	0	Won 1	5-6-1939 W 14-4	4-30-2024 W 12-10	4-30-2024 12-10	4-19-2024 12-10
Manhattan	2	1	0	Lost 1	2-7-2020 W 9-4	2-18-2023 L 5-6	2-20-2022 9-6	2-18-2023 6-5
Marist	1	0	0	Won 1	2-15-2003 W 12-1	2-15-2003 W 12-1	2-15-2003 12-1	----
Maryland	33	60	1	Lost 10	4-12-1924 L 3-5	2-23-2019 L 9-14	4-3-2009 10-4	2-23-2019 14-9
UMBC	24	4	0	Won 4	3-20-1974 W 16-7	2-15-2019 W 11-6	2-15-2019 11-6	2-24-2001 9-8*
Massachusetts	2	3	0	Lost 3	5-16-1979 W 16-14	3-8-2003 L 9-10	3-11-2000 6-3	3-8-2003 10-9
Mercer	1	0	0	Won 1	2-12-2022 W 15-5	2-12-2022 W 15-5	2-12-2022 15-5	----
MIT	1	0	0	Won 1	4-30-1932 W 24-0	4-30-1932 W 24-0	4-30-1932 24-0	----
Mount St. Mary's	10	1	0	Won 2	4-14-1998 W 16-8	2-3-2024 W 19-6	2-3-2024 19-6	2-5-2022 11-9
New York	5	0	0	Won 5	4-18-1925 W 3-0	3-30-1929 W 11-0	3-30-1929 11-10	----
North Carolina	12	15	0	Lost 3	3-26-1975 W 11-4	2-25-2012 L 8-9	5-10-2008 8-7	2-25-2012 9-8
Ohio State	5	1	0	Won 4	2-22-2003 W 13-10	2-14-2009 W 8-6	2-14-2009 8-6	2-28-2004 12-9
Penn	47	7	0	Lost 2	1914 W 8-0	3-6-2018 L 3-11	5-16-2004 11-5	3-6-2018 11-3
Penn State	36	3	0	Lost 2	1919 W 13-0	2-24-2024 L 3-13	4-12-2002 9-7	2-24-2024 3-13
Princeton	39	16	1	Lost 1	5-2-1925 W 2-0	3-5-2019 L 11-19	5-29-2004 8-7	3-5-2019 19-11
Providence	1	0	0	Won 1	2-19-2005 W 9-2	2-19-2005 W 9-2	2-19-2005 9-2	----
Queen's U.	1	0	0	Won 1	2-5-2023 W 19-5	2-5-2023 W 19-5	2-5-2023 19-5	----
Radford	4	0	0	Won 4	3-11-1998 W 11-5	3-21-2001 W 14-7	3-21-2001 14-7	----
Randolph Macon	3	0	0	Won 3	4-30-1927 W 7-1	4-6-1929 W 13-1	4-6-1929 13-1	----
Richmond	0	1	0	Lost 1	2-18-2020 L 9-12	2-18-2020 L 9-12	----	2-18-2020 12-9
Rutgers	21	7	0	Lost 1	5-16-1925 W 6-3	3-15-2003 L 8-13	3-16-2002 6-3	3-15-2003 13-8
Sacred Heart	1	0	0	Won 1	4-22-2016 W 7-1	4-22-2016 W 7-1	4-22-2016 7-1	----
St. John's	2	0	0	Won 2	1920 W 5-0	5-2-1923 W 12-1	5-2-1923 12-1	----
Saint Joseph's	3	0	0	Won 3	2-16-2002 W 16-2	2-17-2007 W 10-3	2-17-2007 10-3	----
Stony Brook	8	0	0	Won 8	3-28-1992 W 11-2	3-22-2003 W 10-6	3-22-2003 10-6	----
Swarthmore	16	0	3	Won 7	1910 W 7-5	4-7-1951 W 14-4	4-7-1951 14-4	----
Syracuse	19	9	1	Lost 1	1919 W 13-0	4-20-2019 L 9-18	4-21-2018 13-12	4-20-2019 18-9
Toronto	1	0	0	Won 1	5-23-1925 W 6-2	5-23-1925 W 6-2	5-23-1925 6-2	----
Towson	8	7	0	Lost 1	3-22-1975 W 13-9	2-17-2024 L 5-17	3-3-2015 8-7 3OT	2-17-2024 17-5
Union College	1	0	0	Won 1	3-31-1947 W 29-0	3-31-1947 W 29-0	3-31-1947 29-0	----
Vermont	1	0	0	Won 1	2-9-2019 W 13-8	2-9-2019 W 13-8	2-9-2019 13-8	----
Villanova	0	2	0	Lost 2	3-21-2023 L 6-17	3-19-2024 L 7-14	----	3-19-2024 14-7
Virginia	31	18	0	Lost 5	4-25-1928 W 19-0	5-21-2005 L 8-10	4-21-1990 10-7	5-21-2005 10-8



2025 NAVY MEN'S LACROSSE

ALL-TIME SERIES RECORDS

Opponent	W	L	T	Streak	First Meeting			Last Meeting			Last Navy Win		Last Opp Win	
VMI	8	0	0	Won 8	2-9-2008	W	10-2	2-8-2015	W	21-7	2-8-2015	21-7	----	
Washington College	41	2	0	Won 11	4-1-1950	W	10-5	2-26-1997	W	7-6	2-26-1997	7-6	3-13-1985	10-9
Washington & Lee	8	3	0	Won 6	4-17-1971	W	10-8	3-10-1984	W	13-9	3-10-1984	13-9	5-18-1974	11-9
Western Maryland	3	0	0	Won 3	5-24-1930	W	8-0	4-16-1932	W	10-2	4-16-1932	10-2	----	
Williams College	1	0	0	Won 1	4-4-1949	W	14-3	4-4-1949	W	14-3	4-4-1949	14-3	----	
Yale	13	3	0	Won 1	4-11-1925	W	11-0	5-15-2016	W	13-10	5-15-2016	13-10	5-9-1992	9-3

BOLD denotes 2025 opponent

2025 NAVY MEN'S LACROSSE

ALL-TIME SERIES RECORDS

ALL-TIME NAVY RECORD

839-390-14

Home	584-188-10
Road	234-185-4
Neutral	15-14-0

USILA Rankings began in 1973

Blank - No poll

--- - Not ranked

AIR FORCE

Games: 7

Navy Leads, 6-1

Streak: Navy, 2 game

Home — 5-1; Road — 1-0

Date	Result	Site	Navy / Opp Rank
2-26-1994	W 19-3	Annapolis, Md.	
3-24-1998	W 10-7	Annapolis, Md.	12 ---
3-25-1999	W 16-4	Annapolis, Md.	10 ---
3-29-2000	W 17-2	Annapolis, Md.	9 ---
3-25-2003	L 6-8	Annapolis, Md.	12 ---
5-2-2015	W 9-8	Colo. Springs, Colo.	--- ---
2-6-2016	W 10-6	Annapolis, Md.	18 ---

ARMY

Games: 104

Navy Leads, 63-38-3

Streak: Army, 2 games

Home — 31-19-1; Road — 30-18-2; Neutral 2-1-0

5-31-1924	W 5-0	West Point, N.Y.	
5-30-1925	W 3-2	Annapolis, Md.	
5-29-1926	W 3-2	West Point, N.Y.	
5-28-1927	W 6-1	Annapolis, Md.	
6-2-1928	T 4-4	West Point, N.Y.	
5-27-1933	L 5-8	Annapolis, Md.	
5-26-1934	W 6-5	West Point, N.Y.	
6-1-1935	W 7-6	Annapolis, Md.	
5-30-1936	L 4-10	West Point, N.Y.	
5-29-1937	L 5-6	Annapolis, Md.	
5-28-1938	W 10-3	West Point, N.Y.	
5-27-1939	W 5-4	Annapolis, Md.	
6-1-1940	L 2-13	West Point, N.Y.	
5-31-1941	L 5-7	Annapolis, Md.	
5-27-1942	L 3-6	West Point, N.Y.	
5-29-1943	W 12-5	Annapolis, Md.	
5-27-1944	L 5-7	West Point, N.Y.	
5-26-1945	T 7-7	Annapolis, Md.	
5-25-1946	W 12-10	West Point, N.Y.	
5-24-1947	L 3-9	Annapolis, Md.	
5-29-1948	W 10-9	West Point, N.Y.	
5-28-1949	W 14-5	Annapolis, Md.	
5-27-1950	L 8-11	West Point, N.Y.	
5-26-1951	L 5-11	Annapolis, Md.	
5-24-1952	L 4-15	West Point, N.Y.	
5-23-1953	W 10-7	Annapolis, Md.	
5-29-1954	W 9-3	West Point, N.Y.	
5-28-1955	W 6-2	Annapolis, Md.	
5-26-1956	L 5-8	West Point, N.Y.	
6-1-1957	W 14-6	Annapolis, Md.	
5-31-1958	L 12-17	West Point, N.Y.	
5-30-1959	L 6-11	Annapolis, Md.	

6-4-1960	W 10-7	West Point, N.Y.	
6-3-1961	L 8-10	Annapolis, Md.	
6-2-1962	W 8-5	West Point, N.Y.	
6-1-1963	L 9-11	Annapolis, Md.	
5-30-1964	W 9-4	West Point, N.Y.	
6-5-1965	W 18-7	West Point, N.Y.	
6-4-1966	W 16-7	West Point, N.Y.	
6-3-1967	W 7-5	Annapolis, Md.	
6-1-1968	T 7-7	West Point, N.Y.	
5-31-1969	L 4-14	Annapolis, Md.	
5-30-1970	W 8-7	West Point, N.Y.	
6-1-1971	L 4-7	West Point, N.Y.	
5-13-1972	L 8-9	West Point, N.Y.	
5-12-1973	W 8-5	Annapolis, Md.	7 5
5-11-1974	W 12-9	West Point, N.Y.	6 13
6-1-1975	W 10-5	Annapolis, Md.	3 12
5-30-1976	W 18-10	West Point, N.Y.	4 16
6-4-1977	W 14-7	Annapolis, Md.	6 9
5-17-1978	W 16-13	+ Annapolis, Md.	4 5
6-3-1978	W 16-15	Annapolis, Md.	4 5
5-5-1979	W 10-9	Annapolis, Md.	4 7
5-24-1980	W 12-10	West Point, N.Y.	4 6
4-12-1981	L 8-9	Annapolis, Md.	6 12
5-20-1981	W 16-10	+ West Point, N.Y.	6 3
4-12-1982	W 12-11	(1) West Point, N.Y.	6 3
4-9-1983	W 10-9	Annapolis, Md.	--- 4
4-7-1984	L 6-9	West Point, N.Y.	9 5
4-6-1985	L 6-10	Annapolis, Md.	10 8
4-5-1986	W 12-4	West Point, N.Y.	4 12
4-4-1987	W 10-9	(1) Annapolis, Md.	7 11
4-9-1988	W 6-5	West Point, N.Y.	14 ---
4-8-1989	W 12-1	Annapolis, Md.	6 ---
4-7-1990	W 19-9	West Point, N.Y.	12 18
4-6-1991	L 10-11	(2) Annapolis, Md.	10 14
4-4-1992	L 7-12	West Point, N.Y.	10 14
4-3-1993	W 10-8	Annapolis, Md.	8 9
4-2-1994	W 10-9	West Point, N.Y.	10 ---
4-31-1995	W 13-11	Annapolis, Md.	12 ---
4-27-1996	L 8-15	West Point, N.Y.	--- 16
4-25-1997	L 12-14	Annapolis, Md.	19 13
4-25-1998	W 11-5	West Point, N.Y.	18 22
4-1-1999	W 11-9	Annapolis, Md.	14 ---
4-29-00	W 10-8	West Point, N.Y.	10 ---
4-27-2001	W 10-4	Annapolis, Md.	13 19
4-27-2002	W 9-6	West Point, N.Y.	14 ---
4-26-2003	W 12-11	Annapolis, Md.	--- 16
4-27-2004	W 18-10	West Point, N.Y.	8 9
4-16-2005	W 12-9	Annapolis, Md.	T6 4
5-1-2005	W 15-8	= Annapolis, Md.	4 9
4-15-2006	W 11-10	West Point, N.Y.	5 16
4-30-2006	W 8-5	= Hamilton, N.Y.	8 17
4-14-2007	W 12-9	Annapolis, Md.	8 ---
4-27-2007	W 12-1	= Annapolis, Md.	10 ---
4-12-2008	L 6-9	West Point, N.Y.	6 17
4-11-2009	W 8-4	Baltimore, Md.	13 ---
4-17-2010	L 6-7	Baltimore, Md.	--- ---
5-2-2010	L 8-11	= West Point, N.Y.	--- ---
4-16-2011	L 9-14	Annapolis, Md.	--- 17
4-14-2012	L 6-9	West Point, N.Y.	--- ---
4-13-2013	L 7-14	Annapolis, Md.	--- ---
4-12-2014	L 7-14	West Point, N.Y.	--- ---
4-11-2015	W 10-7	Annapolis, Md.	--- 13
4-24-2015	L 7-11	= Annapolis, Md.	15 ---
4-16-2016	W 11-10	(1) West Point, N.Y.	9 20
4-29-2016	L 3-9	= Annapolis, Md.	7 ---
4-15-2017	W 10-6	Annapolis, Md.	--- 8
4-14-2018	W 9-8	West Point, N.Y.	--- ---

4-13-2019	L 8-9	(1) Annapolis, Md.	18 20
4-24-2021	W 9-4	Annapolis, Md.	16 10
4-23-2022	W 12-11	(1) West Point, N.Y.	--- 6
4-22-2023	L 6-11	Annapolis, Md.	--- 9
4-13-2024	L 8-13	West Point, N.Y.	--- 12

(#) - overtime

+ - NCAA Tournament

= - Patriot League Tournament

AUSTRALIAN ALL-STARS

Games: 1

Navy Leads, 1-0

Home — 1-0; Road — 0-0

5-4-1967	W 17-14	Annapolis, Md.
----------	---------	----------------

BALTIMORE

Games: 14

Navy Leads, 13-0-1

Home — 13-0-1; Road — 0-0

5-16-1959	T 6-6	Annapolis, Md.
5-21-1960	W 10-3	Annapolis, Md.
5-20-1961	W 12-10	Annapolis, Md.
5-19-1962	W 15-8	Annapolis, Md.
5-18-1963	W 19-7	Annapolis, Md.
5-16-1964	W 16-4	Annapolis, Md.
5-22-1965	W 22-5	Annapolis, Md.
5-21-1966	W 18-2	Annapolis, Md.
5-20-1967	W 19-2	Annapolis, Md.
5-18-1968	W 15-1	Annapolis, Md.
5-17-1969	W 23-1	Annapolis, Md.
5-16-1970	W 19-0	Annapolis, Md.
5-15-1971	W 13-4	Annapolis, Md.
4-12-1972	W 16-3	Annapolis, Md.

BALTIMORE CITY

Games: 10

Navy Leads, 10-0

Home — 10-0; Road — 0-0

1908	W 4-2	Annapolis, Md.
1909	W 5-2	Annapolis, Md.
3-21-1912	W 4-2	Annapolis, Md.
1913	W 9-1	Annapolis, Md.
1914	W 5-0	Annapolis, Md.
1915	W 10-1	Annapolis, Md.
1916	W 15-1	Annapolis, Md.
1917	W 10-1	Annapolis, Md.
1918	W 8-0	Annapolis, Md.
1920	W 12-1	Annapolis, Md.

BALTIMORE LACROSSE CLUB

Games: 2

Series Tied, 1-1

Home — 1-1; Road — 0-0

5-26-1962	L 13-16	Annapolis, Md.
4-6-1966	W 15-4	Annapolis, Md.



2025 NAVY MEN'S LACROSSE

ALL-TIME SERIES RECORDS

BOSTON U.

Games: 9

Navy Leads, 6-3

Streak: Navy, 2 games

Home — 3-1; Road — 3-2

3-29-2014	W	13-7	Boston, Mass.	---	---
3-28-2015	W	14-6	Annapolis, Md.	---	---
2-27-2016	L	9-10 (2)	Boston, Mass.	16	---
2-25-2017	L	7-8	Annapolis, Md.	18	---
2-24-2018	W	10-8	Boston, Mass.	---	---
4-26-2019	W	13-12	Annapolis, Md.	---	16
4-2-2022	L	9-17	Boston, Mass.	---	14
3-31-2023	W	10-8	Annapolis, Md.	---	17
3-2-2024	W	16-9	Boston, Mass.	---	---

BROWN

Games: 4

Series Tied, 2-2

Streak: Brown, 2 games

NCAA Tournament: 1-2

Home — 2-0; Road — 0-2

5-2-1931	W	12-2	Annapolis, Md.		
5-13-1987	W	14-6	+ Annapolis, Md.	6	10
5-14-1994	L	5-12	+ Providence, R.I.	11	8
5-21-2016	L	10-11	+ Providence, R.I.	15	4
+ - NCAA Tournament					

BUCKNELL

Games: 23

Navy Leads, 15-8

Streak: Navy, 8 games

Patriot League Tournament: 1-0

Home — 9-3; Road — 5-5; Neutral — 1-0

4-3-1996	L	5-6	Annapolis, Md.	---	17
4-25-1997	W	17-7	Annapolis, Md.	10	---
3-13-2004	W	11-5	Annapolis, Md.	15	---
3-12-2005	L	7-8 (1)	Lewisburg, Pa.	2	---
3-11-2006	W	9-5	San Diego, Calif.	4	---
3-25-2007	W	6-3	Lewisburg, Pa.	4	16
3-19-2008	W	4-3 (1)	Annapolis, Md.	8	12
2-28-2009	L	7-8	Lewisburg, Pa.	12	---
4-26-2009	W	9-8	= Lewisburg, Pa.	11	15
3-6-2010	W	8-7 (1)	Annapolis, Md.	---	---
3-7-2011	L	11-12 (2)	Lewisburg, Pa.	---	---
3-3-2012	L	9-14	Annapolis, Md.	---	---
3-2-2013	L	2-11	Lewisburg, Pa.	---	---
2-22-2014	L	6-9	Lewisburg, Pa.	---	---
2-21-2015	L	7-8	Annapolis, Md.	---	---
3-5-2016	W	13-6	Lewisburg, Pa.	---	---
3-4-2017	W	13-7	Annapolis, Md.	---	---
3-3-2018	W	13-8	Lewisburg, Pa.	---	20
3-2-2019	W	14-8	Annapolis, Md.	---	---
3-28-2021	W	13-10	Annapolis, Md.	18	---
4-29-2022	W	13-6	Annapolis, Md.	---	---
4-28-2023	W	12-9	Lewisburg, Pa.	---	---
4-26-2024	W	13-12 (1)	Annapolis, Md.	---	---
(#) - overtime					
= - Patriot League Tournament					

CANISIUS

Games: 1

Navy Leads, 1-0

Streak: Navy, 1 game

Home — 1-0; Road — 0-0

3-13-2007	W	13-5	Annapolis, Md.	5	---
-----------	---	------	----------------	---	-----

CARLING LACROSSE CLUB

Games: 2

Series Tied, 1-1

Home — 1-1; Road — 0-0

3-29-1969	L	8-10	Annapolis, Md.		
3-28-1970	W	5-4	Annapolis, Md.		

CARLISLE

Games: 5

Navy Leads, 3-0-2

Home — 3-0-2; Road — 0-0

1910	W	3-2	Annapolis, Md.		
1913	W	5-2	Annapolis, Md.		
1914	T	3-3	Annapolis, Md.		
1915	T	1-1	Annapolis, Md.		
1918	W	3-1	Annapolis, Md.		

CITY COLLEGE OF NEW YORK

Games: 2

Navy Leads, 2-0

Home — 2-0; Road — 0-0

4-1-1944	W	27-0	Annapolis, Md.		
3-31-1945	W	29-0	Annapolis, Md.		

COLGATE

Games: 26

Navy Leads, 18-8

Streak: Navy, 1 game

Patriot League Tournament: 3-1

Home — 10-3; Road — 5-3; Neutral — 3-2

4-28-1928	W	14-1	Annapolis, Md.		
4-9-1958	W	15-2	Annapolis, Md.		
3-20-2004	W	21-6	Orlando, Fla.	9	---
4-30-2004	W	15-5	= Annapolis, Md.	2	---
3-19-2005	W	11-6	Orlando, Fla.	6	---
3-18-2006	L	3-6	Hamilton, N.Y.	4	---
3-21-2007	W	15-10	Annapolis, Md.	4	---
4-29-2007	W	15-9	= Annapolis, Md.	10	---
3-23-2008	W	8-3	Hamilton, N.Y.	8	---
4-25-2008	L	9-12	= West Point, N.Y.	14	---
3-21-2009	L	9-10	Annapolis, Md.	15	---
4-24-2009	W	9-8 (3)=	Lewisburg, Pa.	11	17
3-27-2010	W	10-9 (1)	Hamilton, N.Y.	---	---
3-26-2011	L	4-5	Annapolis, Md.	---	---
3-24-2012	W	12-11	Hamilton, N.Y.	---	12
3-23-2013	L	3-11	Baltimore, Md.	---	---
3-22-2014	L	7-10	Annapolis, Md.	---	---
3-21-2015	W	7-6	Hamilton, N.Y.	---	---
4-9-2016	W	16-9	Annapolis, Md.	9	---
4-8-2017	L	4-10	Hamilton, N.Y.	---	---
4-7-2018	W	12-10	Annapolis, Md.	---	---

4-6-2019	W	16-11	Hamilton, N.Y.	---	---
3-7-2020	W	16-14	Annapolis, Md.	---	---
3-13-2022	W	11-10	Annapolis, Md.	---	---
3-11-2023	L	8-17	Hamilton, N.Y.	---	---
3-30-2024	W	10-9	Annapolis, Md.	---	17

(#) - overtime

= - Patriot League Tournament

CORNELL

Games: 20

Navy Leads, 15-5

Streak: Cornell, 1 game

NCAA Tournament: 2-2

Home — 10-1; Road — 5-3; Neutral — 0-1

1911	W	12-0	Annapolis, Md.		
1915	W	4-1	Annapolis, Md.		
1916	W	5-2	Annapolis, Md.		
1921	W	15-2	Annapolis, Md.		
4-8-1922	W	20-1	Annapolis, Md.		
5-8-1926	W	3-0	Ithaca, N.Y.		
4-9-1927	W	11-1	Annapolis, Md.		
5-16-1942	W	7-2	Annapolis, Md.		
5-5-1945	W	20-1	Annapolis, Md.		
5-4-1946	W	24-5	Ithaca, N.Y.		
5-18-1946	W	25-4	Annapolis, Md.		
4-1-1972	W	12-9	Ithaca, N.Y.		
3-31-1973	W	5-4	Annapolis, Md.	4	9
3-30-1974	L	11-17	Ithaca, N.Y.	5	6
4-5-1975	L	7-16	Annapolis, Md.	5	2
5-24-1975	W	15-12	+ Ithaca, N.Y.	3	2
5-21-1977	L	6-22	+ Ithaca, N.Y.	6	1
5-20-1978	L	7-13	+ Ithaca, N.Y.	4	1
5-23-2004	W	6-5	+ Ithaca, N.Y.	2	7
2-23-2008	L	7-8 (1)	Uniondale, N.Y.	12	6

(#) - overtime

+ - NCAA Tournament

CORTLAND STATE

Games: 2

Series Tied, 1-1

Streak: Navy, 1 game

NCAA Tournament: 0-1

Home — 1-1; Road — 0-0

5-20-1972	L	9-10 (2)+	Annapolis, Md.		
3-24-1973	W	11-6	Annapolis, Md.	4	15

(#) - overtime

+ - NCAA Tournament

CRESCENT ATHLETIC CLUB

Games: 1

Navy Leads, 1-0

Home — 1-0; Road — 0-0

5-4-1912	W	6-4	Annapolis, Md.		
----------	---	-----	----------------	--	--

2025 NAVY MEN'S LACROSSE

ALL-TIME SERIES RECORDS

DARTMOUTH

Games: 14

Navy Leads, 14-0

Streak: Navy, 14 games

Home — 14-0; Road — 0-0

4-3-1937	W	6-2	Annapolis, Md.		
4-2-1938	W	11-4	Annapolis, Md.		
4-1-1939	W	11-3	Annapolis, Md.		
4-3-1940	W	13-3	Annapolis, Md.		
3-29-1941	W	11-5	Annapolis, Md.		
4-2-1942	W	9-8	Annapolis, Md.		
5-5-1945	W	14-0	Annapolis, Md.		
4-3-1947	W	19-5	Annapolis, Md.		
3-31-1948	W	13-6	Annapolis, Md.		
4-3-1952	W	12-3	Annapolis, Md.		
3-17-1973	W	16-2	Annapolis, Md.		
3-16-1974	W	23-4	Annapolis, Md.	6	---
3-27-1977	W	17-7	Annapolis, Md.	7	19
3-21-2017	W	11-6	Annapolis, Md.	---	---

DELAWARE

Games: 19

Navy Leads, 17-2

Streak: Navy, 3 games

NCAA Tournament: 1-0

Home — 10-0; Road — 7-2

4-5-1977	W	17-8	Annapolis, Md.	6	15
4-11-1978	W	18-10	Newark, Del.	4	15
3-22-1986	W	16-12	Newark, Del.		
3-21-1987	W	21-10	Annapolis, Md.		
3-26-1988	W	19-7	Newark, Del.	---	---
3-25-1989	W	13-6	Annapolis, Md.	3	---
4-3-1990	W	16-8	Newark, Del.	12	---
3-23-1991	W	16-8	Annapolis, Md.	16	20
3-25-1992	W	13-8	Newark, Del.	12	18
3-27-1993	W	11-7	Annapolis, Md.	7	19
3-26-1994	W	14-7	Newark, Del.	12	16
3-25-1995	W	11-6	Annapolis, Md.	13	20
3-23-1996	L	7-13	Newark, Del.	20	---
3-22-1997	W	18-10	Annapolis, Md.	8	19
3-21-1998	W	18-7	Annapolis, Md.	17	16
3-28-1999	L	8-11	Newark, Del.	10	8
5-15-2005	W	9-7	+ Annapolis, Md.	3	16
2-21-2016	W	5-1	Annapolis, Md.	16	---
2-18-2017	W	11-5	Newark, Del.	17	---

+ - NCAA Tournament

DENISON

Games: 1

Streak: Navy, 1 game

Home — 1-0; Road — 0-0

3-26-1969	W	22-2	Annapolis, Md.
-----------	---	------	----------------

DETROIT

Games: 1

Navy Leads, 1-0

Streak: Navy, 1 game

Home — 1-0; Road — 0-0

2-15-2013	W	11-7	Annapolis, Md.	---	---
-----------	---	------	----------------	-----	-----

DREXEL

Games: 1

Navy Leads, 1-0

Streak: Navy, 1 game

Home — 1-0; Road — 0-0

3-24-1943	W	20-6	Annapolis, Md.
-----------	---	------	----------------

DUKE

Games: 34

Navy Leads, 24-10

Streak: Duke, 7 games

NCAA Tournament: 0-1

Home — 20-4; Road — 4-6

4-29-1946	W	7-3	Annapolis, Md.		
5-3-1947	W	10-4	Annapolis, Md.		
4-28-1948	L	8-14	Annapolis, Md.		
4-13-1949	W	13-7	Annapolis, Md.		
4-10-1950	W	10-9	Annapolis, Md.		
4-28-1951	L	6-17	Durham, N.C.		
4-25-1953	W	9-5	Annapolis, Md.		
4-24-1954	W	17-3	Annapolis, Md.		
4-12-1955	W	15-8	Annapolis, Md.		
5-5-1956	W	23-4	Durham, N.C.		
4-20-1957	W	21-0	Annapolis, Md.		
5-13-1958	W	23-2	Annapolis, Md.		
5-12-1959	W	16-1	Annapolis, Md.		
5-7-1960	W	18-5	Annapolis, Md.		
5-6-1961	W	17-2	Annapolis, Md.		
5-5-1962	W	16-2	Annapolis, Md.		
5-4-1963	W	15-2	Annapolis, Md.		
4-18-1964	W	16-2	Annapolis, Md.		
4-17-1965	W	19-2	Annapolis, Md.		
4-27-1966	W	22-3	Annapolis, Md.		
3-17-1984	W	14-5	Annapolis, Md.		
3-16-1985	W	13-6	Durham, N.C.		
4-1-1989	L	8-10	Durham, N.C.	3	---
3-31-1990	W	12-8	Annapolis, Md.	13	---
3-30-1991	W	9-8	Durham, N.C.	12	18
3-21-1992	W	11-8	Annapolis, Md.		
3-20-1993	W	12-11	Durham, N.C.	11	8
3-19-1994	L	9-14	Annapolis, Md.	7	9
3-18-1995	L	9-11	Durham, N.C.	11	9
3-16-1996	L	4-15	Annapolis, Md.	18	10
3-16-1997	L	9-12	Durham, N.C.	4	11
3-15-1998	L	6-7	Annapolis, Md.	14	7
3-21-1999	L	4-9	Durham, N.C.	11	3
5-9-2009	L	5-14	+ Durham, N.C.	12	3

+ - NCAA Tournament

FAIRFIELD

Games: 1

Fairfield Leads, 1-0

Streak: Fairfield, 1 game

Home — 0-0; Road — 0-1

2-19-2013	L	9-10	Fairfield, Conn.	---	15
-----------	---	------	------------------	-----	----

FURMAN

Games: 1

Navy Leads, 1-0

Streak: Navy, 1 game

Home — 1-0; Road — 0-0

2-15-2020	W	19-3	Annapolis, Md.	---	---
-----------	---	------	----------------	-----	-----

GEORGETOWN

Games: 24

Georgetown Leads, 17-7

Streak: Georgetown, 4 games

NCAA Tournament: 0-1

Home — 4-8; Road — 3-9; Neutral — 0-0

4-17-1991	W	13-6	Annapolis, Md.	15	---
4-15-1992	W	12-4	Washington, D.C.	9	18
4-14-1993	W	11-7	Annapolis, Md.	8	17
4-13-1994	L	9-11	Washington, D.C.	12	13
4-12-1995	L	13-14	Annapolis, Md.	13	12
3-30-1996	L	12-14	Washington, D.C.	---	14
3-28-1997	L	8-13	Annapolis, Md.	6	9
3-28-1998	L	7-9	Washington, D.C.	12	10
4-3-1999	W	12-11	(1) Annapolis, Md.	12	7
4-1-2000	L	10-14	Washington, D.C.	9	7
4-1-2001	W	11-4	Annapolis, Md.	20	3
3-30-2002	L	7-14	Washington, D.C.	14	6
3-30-2003	L	3-4	(1) Annapolis, Md.	12	4
4-3-2004	W	7-5	Washington, D.C.	6	4
4-2-3-2005*	L	6-11	Annapolis, Md.	6	7
4-1-2006	L	5-9	Annapolis, Md.	8	5
5-14-2006	L	7-9	+ Washington, D.C.	9	5
3-31-2007	L	9-10	Washington, D.C.	4	7
3-29-2008	L	10-11	(1) Annapolis, Md.	10	4
3-28-2009	W	10-8	Washington, D.C.	16	---
4-2-2010	L	12-13	(1) Annapolis, Md.	---	13
4-1-2011	L	8-9	Washington, D.C.	---	---
2-24-2013	L	8-9	(1) Washington, D.C.	---	---
2-15-2014	L	8-9	(1) Annapolis, Md.	---	---

*game suspended due to death of official Scott Boyle following the first quarter of play, resumed the following day.

(#) - overtime

+ - NCAA Tournament

GEORGIA TECH

Games: 4

Navy Leads, 4-0

Home — 4-0; Road — 0-0

4-14-1928	W	14-1	Annapolis, Md.
4-27-1929	W	14-0	Annapolis, Md.
4-19-1930	W	23-1	Annapolis, Md.
4-18-1931	W	24-1	Annapolis, Md.

HARVARD

Games: 43

Navy Leads, 37-5-1

Streak: Navy, 29 games

NCAA Tournament: 1-0

Home — 35-5-1; Road — 2-0

1908	L	1-7	Annapolis, Md.
1909	W	6-3	Annapolis, Md.
1910	L	0-1	Annapolis, Md.



2025 NAVY MEN'S LACROSSE

ALL-TIME SERIES RECORDS

1911	L	2-4	Annapolis, Md.	
1913	L	4-8	Annapolis, Md.	
1914	W	11-4	Annapolis, Md.	
1915	L	1-2	Annapolis, Md.	
1916	W	6-3	Annapolis, Md.	
1920	W	5-2	Annapolis, Md.	
1921	W	11-0	Annapolis, Md.	
5-3-1930	W	15-1	Annapolis, Md.	
5-16-1931	W	12-1	Cambridge, Mass.	
5-14-1932	W	6-2	Annapolis, Md.	
4-8-1933	T	6-6	Annapolis, Md.	
4-6-1935	W	7-1	Annapolis, Md.	
4-4-1936	W	8-2	Annapolis, Md.	
4-10-1937	W	19-2	Annapolis, Md.	
4-9-1938	W	13-2	Annapolis, Md.	
4-8-1939	W	14-0	Annapolis, Md.	
4-6-1940	W	7-2	Annapolis, Md.	
4-5-1941	W	12-0	Annapolis, Md.	
4-4-1942	W	17-4	Annapolis, Md.	
4-5-1947	W	15-1	Annapolis, Md.	
4-3-1948	W	13-3	Annapolis, Md.	
4-6-1949	W	18-2	Annapolis, Md.	
4-8-1950	W	15-0	Annapolis, Md.	
4-4-1951	W	14-3	Annapolis, Md.	
4-5-1952	W	8-7	Annapolis, Md.	
4-4-1953	W	13-1	Annapolis, Md.	
4-8-1954	W	21-2	Annapolis, Md.	
4-4-1955	W	21-3	Annapolis, Md.	
4-7-1956	W	18-2	Annapolis, Md.	
4-6-1957	W	14-1	Annapolis, Md.	
4-7-1962	W	17-4	Annapolis, Md.	
4-7-1965	W	16-1	Annapolis, Md.	
4-5-1967	W	15-1	Annapolis, Md.	
4-3-1968	W	14-3	Annapolis, Md.	
4-2-1969	W	17-8	Annapolis, Md.	
4-1-1970	W	9-7	Annapolis, Md.	
4-7-1971	W	8-4	Annapolis, Md.	
4-6-1972	W	16-3	Annapolis, Md.	
4-4-1973	W	21-4	Annapolis, Md.	4 ---
5-18-1988	W	10-9 +	Cambridge, Mass.	7 10
+ - NCAA Tournament				

HIGH POINT

Games: 2

High Point Leads, 2-0

Streak: High Point, 2 games

Home — 0-1; Road — 0-1; Neutral — 0-0

2-26-2022	L	13-14	Annapolis, Md.	---
2-25-2023	L	13-14	High Point, N.C.	---

HOBERT

Games: 4

Navy Leads, 4-0

Streak: Navy, 4 games

Patriot League Tournament: 1-0

Home — 4-0; Road — 0-0

1920	W	2-0	Annapolis, Md.	
4-19-1941	W	17-4	Annapolis, Md.	
3-16-2004	W	13-8	Annapolis, Md.	15 ---
5-2-2004	W	9-8 =	Annapolis, Md.	2 19
= - Patriot League Tournament				

HOFSTRA

Games: 22

Navy Leads, 16-6

Streak: Navy, 3 games

NCAA Tournament: 0-1

Home — 7-2; Road — 9-3; Neutral — 0-1

5-1-1965	W	19-2	Hempstead, N.Y.	
4-27-1966	W	11-2	Annapolis, Md.	
5-3-1969	W	11-0	Annapolis, Md.	
5-2-1970	W	9-4	Hempstead, N.Y.	
5-1-1971	W	8-5	Annapolis, Md.	
5-6-1972	W	8-3	Hempstead, N.Y.	
4-28-1973	L	9-10	Annapolis, Md.	4 6
4-6-1974	W	17-6	Hempstead, N.Y.	6 7
4-19-1975	W	15-10	Annapolis, Md.	7 5
4-17-1976	W	17-13	Hempstead, N.Y.	3 7
4-16-1977	W	15-7	Annapolis, Md.	6 8
4-11-1979	W	19-12	Hempstead, N.Y.	7 ---
4-13-1980	W	14-9	Annapolis, Md.	7 12
3-16-1983	L	10-14	Hempstead, N.Y.	--- ---
5-12-1984	L	13-14	Annapolis, Md.	11 14
5-11-1985	W	20-9	Hempstead, N.Y.	--- ---
4-10-1998	L	8-9	Hempstead, N.Y.	17 9
4-16-1999	L	7-8	Hempstead, N.Y.	10 12
5-15-1999	L	7-15 +	Providence, R.I.	13 8
2-18-2022	W	13-6	Hempstead, N.Y.	--- ---
2-11-2023	W	13-12	Hempstead, N.Y.	--- ---
2-10-2024	W	16-8	Annapolis, Md.	--- ---
+ - NCAA Tournament				

HOLY CROSS

Games: 20

Navy Leads, 17-3

Streak: Navy, 3 games

Patriot League Tournament: 0-1

Home — 9-1; Road — 6-1; Neutral — 2-1

4-18-2004	W	23-5	Annapolis, Md.	2 ---
3-27-2005	W	8-5	Worcester, Mass.	T6 ---
3-26-2006	W	17-3	Annapolis, Md.	8 ---
3-17-2007	W	12-2	Dallas, Texas	5 ---
3-15-2008	W	16-3	Dallas, Texas	11 ---
3-14-2009	W	10-5	Worcester, Mass.	T15 ---
3-20-2010	W	12-3	Annapolis, Md.	--- ---
3-19-2011	W	8-3	Worcester, Mass.	--- ---
3-17-2012	W	13-7	Annapolis, Md.	--- ---
3-17-2013	L	5-7	Flushing, N.Y.	--- ---
3-1-2014	W	21-12	Annapolis, Md.	--- ---
2-28-2015	W	7-6	Worcester, Mass.	--- 19
4-2-2016	W	12-3	Annapolis, Md.	13 ---
4-2-2017	W	11-4	Worcester, Mass.	--- ---
4-25-2017	L	7-11 =	Annapolis, Md.	--- ---
3-31-2018	W	5-4	Annapolis, Md.	--- ---
3-30-2019	L	9-12	Worcester, Mass.	--- ---
3-26-2022	W	14-8	Annapolis, Md.	--- ---
3-25-2023	W	13-8	Worcester, Mass.	--- ---
3-23-2024	W	17-7	Annapolis, Md.	--- ---
= - Patriot League Tournament				

JACKSONVILLE

Games: 3

Jacksonville Leads, 2-1

Streak: Navy, 1 game

Home — 1-0; Road — 0-1; Neutral — 0-1

2-19-2012	L	7-13	Jacksonville, Fla. (N)	---
2-4-2018	L	7-12	Jacksonville, Fla.	---
2-28-2021	W	13-6	Annapolis, Md.	19 ---

JOHNS HOPKINS

Games: 93

Johns Hopkins leads, 63-29-1

Streak: Navy, 1 game

NCAA Tournament: 0-1

Home — 19-35-1; Road — 9-28; Neutral — 1-0

1908	L	1-6	Annapolis, Md.	
1909	L	4-7	Annapolis, Md.	
1910	W	7-6	Annapolis, Md.	
1911	L	1-2	Annapolis, Md.	
1913	T	4-4	Annapolis, Md.	
1914	W	5-2	Annapolis, Md.	
1915	L	2-4	Annapolis, Md.	
1916	L	3-6	Annapolis, Md.	
1918	W	12-0	Annapolis, Md.	
1919	W	5-3	Annapolis, Md.	
1921	W	9-0	Annapolis, Md.	
5-6-1922	W	9-1	Annapolis, Md.	
5-12-1923	W	6-3	Annapolis, Md.	
4-26-1924	L	4-5	Baltimore, Md.	
5-9-1925	W	8-1	Annapolis, Md.	
5-7-1927	L	5-6	Baltimore, Md.	
5-12-1928	W	5-3	Annapolis, Md.	
4-14-1943	W	7-4	Annapolis, Md.	
4-20-1946	L	9-12	Annapolis, Md.	
5-10-1947	L	7-14	Baltimore, Md.	
5-8-1948	L	8-9	Annapolis, Md.	
5-13-1950	L	4-8	Annapolis, Md.	
5-12-1951	L	10-13	Baltimore, Md.	
5-10-1952	W	10-9	Annapolis, Md.	
5-9-1953	W	7-4	Baltimore, Md.	
5-8-1954	W	12-3	Annapolis, Md.	
5-14-1955	W	13-3	Annapolis, Md.	
5-12-1956	L	6-8	Annapolis, Md.	
5-11-1957	L	6-15	Baltimore, Md.	
5-10-1958	L	7-14	Annapolis, Md.	
5-9-1959	W	13-11	Baltimore, Md.	
5-14-1960	W	15-7	Annapolis, Md.	
5-13-1961	W	15-9	Baltimore, Md.	
5-12-1962	W	16-11	Annapolis, Md.	
5-11-1963	W	10-5	Baltimore, Md.	
5-9-1964	W	15-3	Annapolis, Md.	
5-8-1965	W	15-6	Baltimore, Md.	
5-14-1966	W	12-7	Annapolis, Md.	
5-13-1967	L	6-9	Baltimore, Md.	
5-11-1968	L	3-11	Annapolis, Md.	
5-10-1969	W	9-6	Baltimore, Md.	
5-9-1970	L	7-9	Annapolis, Md.	
5-8-1971	W	9-6	Houston, Texas	
4-29-1972	L	3-17	Annapolis, Md.	
5-5-1973	L	7-12	Baltimore, Md.	6 1
5-4-1974	W	13-12	Annapolis, Md.	6 2
5-10-1975	L	11-16	Baltimore, Md.	3 1
5-8-1976	L	10-18	Annapolis, Md.	3 5
5-7-1977	L	11-17	Baltimore, Md.	4 3

2025 NAVY MEN'S LACROSSE

ALL-TIME SERIES RECORDS

5-6-1978	L	11-22	Annapolis, Md.	4	2
5-5-1979	L	10-17	Baltimore, Md.	5	1
5-3-1980	L	8-13	Annapolis, Md.	5	2
5-2-1981	L	6-9	Annapolis, Md.	6	1
5-1-1982	L	7-12	Annapolis, Md.	8	3
4-30-1983	L	8-13	Baltimore, Md.	10	1
4-28-1984	L	6-9	Annapolis, Md.	8	2
4-27-1985	L	10-24	Baltimore, Md.	13	1
4-26-1986	L	11-14	Annapolis, Md.	6	1
4-25-1987	L	9-10	Baltimore, Md.	3	6
4-30-1988	L	7-10	Annapolis, Md.	7	2
4-29-1989	L	5-7	Baltimore, Md.	8	1
4-28-1990	L	4-6	Annapolis, Md.	10	11
4-27-1991	L	11-15	Baltimore, Md.	15	7
4-25-1992	L	12-22	Annapolis, Md.	7	6
4-24-1993	L	8-11	Baltimore, Md.	8	4
4-22-1994	L	11-12	Annapolis, Md.	11	6
4-22-1995	L	8-16	Baltimore, Md.	17	1
4-19-1996	L	11-18	Annapolis, Md.	---	5
4-19-1997	L	5-24	Baltimore, Md.	13	4
4-17-1998	L	14-15	Annapolis, Md.	18	3
4-24-1999	L	1-11	Baltimore, Md.	13	2
4-22-2000	L	6-7 (1)	Annapolis, Md.	10	8
4-21-2001	L	11-13	Baltimore, Md.	13	6
4-20-2002	L	8-9	Annapolis, Md.	14	2
4-19-2003	L	3-17	Baltimore, Md.	---	1
4-24-2004	L	9-10 (1)	Annapolis, Md.	2	1
4-23-2005	L	8-9 (1)	Baltimore, Md.	5	1
4-22-2006	L	8-9	Annapolis, Md.	4	12
4-21-2007	L	9-10	Baltimore, Md.	9	7
4-19-2008	L	5-12	Annapolis, Md.	10	7
5-17-2008	L	4-10 +	Annapolis, Md.	14	4
4-18-2009	L	7-15	Baltimore, Md.	11	9
4-24-2010	W	9-8 (1)	Annapolis, Md.	---	17
4-23-2011	L	5-14	Baltimore, Md.	---	2
4-21-2012	W	8-2	Annapolis, Md.	---	6
4-20-2013	L	4-15	Baltimore, Md.	---	11
4-18-2014	L	5-6	Annapolis, Md.	---	6
3-7-2015	L	8-13	Baltimore, Md.	---	17
2-9-2016	L	11-12 (2)	Annapolis, Md.	18	5
2-7-2017	L	8-15	Baltimore, Md.	10	8
3-18-2022	W	11-10	Baltimore, Md.	---	18
3-17-2023	L	9-12	Annapolis, Md.	---	9
3-15-2024	W	10-9 (1)	Baltimore, Md.	---	8
(#) - overtime					
+ - NCAA Tournament					

JOHNS HOPKINS CLUB

Games: 4

Johns Hopkins Club leads, 3-1

Home — 0-2; Road — 1-1

4-22-1944	L	3-4	Annapolis, Md.
5-13-1944	W	5-4	Baltimore, Md.
4-21-1945	L	7-8	Annapolis, Md.
5-12-1945	L	5-7	Baltimore, Md.

LAFAYETTE

Games: 25

Navy Leads, 23-2

Streak: Navy, 6 games

Home — 13-0; Road — 9-2; Neutral — 1-0

4-17-1926	W	23-0	Annapolis, Md.
4-20-1929	W	17-1	Annapolis, Md.
4-26-1930	W	13-0	Annapolis, Md.
4-25-1931	W	11-0	Annapolis, Md.
2-21-2004	W	14-1	Easton, Pa.
3-15-2005	W	14-1	Annapolis, Md.
3-15-2006	W	11-6	Annapolis, Md.
2-24-2007	W	9-4	Easton, Pa.
3-8-2008	W	8-5	Easton, Pa.
3-7-2009	W	14-9	Annapolis, Md.
3-12-2010	L	8-15	Easton, Pa.
4-30-2010	W	11-9 =	West Point, N.Y.
3-12-2011	W	15-6	Annapolis, Md.
3-10-2012	W	12-7	Easton, Pa.
3-9-2013	W	12-11	Annapolis, Md.
3-7-2014	W	11-3	Annapolis, Md.
3-10-2015	W	18-4	Easton, Pa.
3-22-2016	W	11-4	Annapolis, Md.
3-11-2017	L	8-9	Easton, Pa.
3-10-2018	W	15-5	Annapolis, Md.
3-9-2019	W	12-7	Easton, Pa.
5-1-2021	W	14-10	Easton, Pa.
4-16-2022	W	9-5	Easton, Pa.
4-15-2023	W	9-6	Annapolis, Md.
4-6-2024	W	10-9	Easton, Pa.
= - Patriot League Tournament			

LEHIGH

Games: 47

Navy Leads, 32-15

Streak: Lehigh, 9 games

Patriot League Tournament: 2-4

Home — 23-4; Road — 8-9; Neutral — 1-2

1910	W	4-2	Annapolis, Md.
1911	W	7-2	Annapolis, Md.
4-4-12	W	11-1	Annapolis, Md.
1913	L	3-4	Annapolis, Md.
1914	W	5-1	Annapolis, Md.
1919	W	4-1	Annapolis, Md.
1920	W	9-1	Annapolis, Md.
4-22-1922	W	5-3	Annapolis, Md.
4-21-1923	W	10-1	Annapolis, Md.
4-24-1926	W	8-1	Annapolis, Md.
5-14-1927	W	18-1	Annapolis, Md.
4-21-1928	W	11-0	Annapolis, Md.
4-13-1929	W	11-1	Annapolis, Md.
5-10-1930	W	6-1	Bethlehem, Pa.
5-9-1931	W	18-1	Annapolis, Md.
4-23-1932	W	23-0	Annapolis, Md.
4-15-1933	W	16-2	Annapolis, Md.
5-22-1948	W	14-1	Annapolis, Md.
3-27-2001	W	13-4	Bethlehem, Pa.
3-26-2002	W	7-4	Annapolis, Md.
4-16-2004	W	16-7	Annapolis, Md.
3-25-2005	W	11-5	Bethlehem, Pa.
4-29-2005	W	10-6 =	Annapolis, Md.
3-24-2006	W	9-4	Annapolis, Md.
4-28-2006	W	9-2 =	Hamilton, N.Y.
3-10-2007	W	9-5	Bethlehem, Pa.

3-11-2008	W	14-3	Annapolis, Md.
3-10-2009	W	10-8	Bethlehem, Pa.
3-2-2010	W	8-3	Bethlehem, Pa.
3-1-2011	L	10-14	Bethlehem, Pa.
3-30-2012	L	4-9	Annapolis, Md.
3-30-2013	L	7-12	Bethlehem, Pa.
3-15-2014	L	2-13	Bethlehem, Pa.
4-22-2014	L	6-10 =	Bethlehem, Pa.
3-14-2015	W	13-12	Annapolis, Md.
3-26-2016	W	12-7	Bethlehem, Pa.
3-25-2017	W	14-9	Annapolis, Md.
3-24-2018	W	10-7	Bethlehem, Pa.
4-27-2018	L	9-10 (1) =	Baltimore, Md.
3-23-2019	L	8-15	Annapolis, Md.
2-29-2020	L	6-14	Bethlehem, Pa.
4-10-2021	L	7-13	Bethlehem, Pa.
3-5-2022	L	7-11	Bethlehem, Pa.
5-3-2022	L	8-14 =	Bethlehem, Pa.
3-4-2023	L	10-13	Annapolis, Md.
3-9-2024	L	10-12	Bethlehem, Pa.
5-3-2024	L	8-12 =	West Point, N.Y.
= - Patriot League Tournament			

LOYOLA

Games: 20

Loyola Leads, 13-7

Streak: Navy, 1 game

Patriot League Tournament: 1-2

NCAA Tournament: 0-1

Home — 5-8; Road — 2-5

5-6-1939	W	14-4	Annapolis, Md.
4-18-1942	W	12-8	Annapolis, Md.
4-3-1943	W	8-1	Annapolis, Md.
5-15-1993	L	8-19 +	Annapolis, Md.
2-20-2010	L	7-8 (1)	Annapolis, Md.
2-19-2011	L	8-9	Baltimore, Md.
4-5-2014	L	6-7 (2)	Annapolis, Md.
4-4-2015	L	7-17	Baltimore, Md.
3-19-2016	W	10-9	Annapolis, Md.
3-18-2017	L	7-18	Baltimore, Md.
3-17-2018	L	9-15	Annapolis, Md.
3-16-2019	L	5-18	Baltimore, Md.
4-3-2021	L	10-14	Annapolis, Md.
4-17-2021	W	14-12	Baltimore, Md.
5-4-2021	L	9-16 =	Baltimore, Md.
4-9-2022	L	7-18	Annapolis, Md.
4-7-2023	W	11-10	Baltimore, Md.
5-2-2023	L	7-12 =	Annapolis, Md.
4-19-2024	L	10-12	Annapolis, Md.
4-30-2024	W	12-10 =	Annapolis, Md.
(#) - overtime			
= - Patriot League Tournament			
+ - NCAA Tournament			

MANHATTAN

Games: 3

Navy Leads, 2-1

Streak: Manhattan, 1 game

Home — 1-1; Road — 0-0; Neutral — 1-0

2-7-2020	W	9-4	Annapolis, Md.
2-20-2022	W	9-6	Hempstead, N.Y.
2-18-2023	L	5-6	Annapolis, Md.



2025 NAVY MEN'S LACROSSE

ALL-TIME SERIES RECORDS

MARIST

Games: 1

Navy Leads, 1-0

Streak: Navy, 1 game

Home — 1-0; Road — 0-0

2-24-2003* W 12-1 Annapolis, Md.

* Only 3 qtrs played due to weather and field conditions

MARYLAND

Games: 94

Maryland Leads, 60-33-1

Streak: Maryland, 10 games

NCAA Tournament: 0-4

Home — 20-32-1; Road — 13-26; Neutral — 0-2

4-12-1924	L	3-5	Washington, D.C.
4-16-1927	W	6-2	Annapolis, Md.
5-5-1928	L	2-3	College Park, Md.
6-1-1929	W	4-3	Annapolis, Md.
5-31-1930	L	1-5	Annapolis, Md.
5-30-1931	L	1-8	Annapolis, Md.
5-28-1932	L	2-4	Annapolis, Md.
4-22-1933	L	3-7	Annapolis, Md.
5-12-1934	T	6-6	Annapolis, Md.
5-11-1935	L	5-6	Annapolis, Md.
5-9-1936	L	2-7	Annapolis, Md.
5-15-1937	L	2-6	Annapolis, Md.
5-14-1938	W	8-7	Annapolis, Md.
5-13-1939	L	3-5	Annapolis, Md.
5-11-1940	L	3-12	Annapolis, Md.
5-8-1943	W	9-8	Annapolis, Md.
5-15-1946	W	11-4	Annapolis, Md.
4-12-1947	W	10-9	Annapolis, Md.
4-24-1948	L	3-8	College Park, Md.
4-23-1949	W	14-4	Annapolis, Md.
4-22-1950	W	6-5	College Park, Md.
4-21-1951	L	9-10	Annapolis, Md.
4-19-1952	W	10-9	College Park, Md.
4-18-1953	L	9-10	Annapolis, Md.
4-17-1954	W	12-7	College Park, Md.
4-30-1955	L	8-9	Annapolis, Md.
4-28-1956	L	5-10	College Park, Md.
4-27-1957	L	4-5	Annapolis, Md.
4-26-1958	L	10-17	College Park, Md.
4-25-1959	L	8-15	Annapolis, Md.
4-30-1960	W	15-14	College Park, Md.
4-29-1961	W	9-7	Annapolis, Md.
4-28-1962	W	22-12	College Park, Md.
4-27-1963	W	17-9	Annapolis, Md.
4-25-1964	W	11-7	College Park, Md.
4-24-1965	W	13-7	Annapolis, Md.
4-23-1966	W	11-9	College Park, Md.
4-22-1967	W	10-8	Annapolis, Md.
4-20-1968	L	3-5	College Park, Md.
4-19-1969	W	7-6	Annapolis, Md.
4-18-1970	W	6-3	Annapolis, Md.
5-25-1971	W	10-5	Annapolis, Md.
5-29-1971	L	7-10	+ College Park, Md.
3-25-1972	L	10-12	College Park, Md.
4-14-1973	L	7-14	Annapolis, Md. 4 3
4-20-1974	L	7-12	College Park, Md. 6 1
4-26-1975	W	10-9	Annapolis, Md. 5 4
5-31-1975	L	13-20	+ Baltimore, Md. 3 4
4-24-1976	L	10-14	College Park, Md. 3 2
5-23-1976	L	11-22	+ College Park, Md. 4 1

4-23-1977	L	13-16	Annapolis, Md. 5 2
4-22-1978	L	13-16	College Park, Md. 4 2
4-21-1979	L	12-17	Annapolis, Md. 5 2
5-19-1979	L	10-15	+ College Park, Md. 3 2
4-19-1980	W	11-9	College Park, Md. 7 5
4-18-1981	W	16-15	Annapolis, Md. 6 8
4-17-1982	L	10-12	College Park, Md. 6 7
4-16-1983	W	10-9	Annapolis, Md. 15 7
4-14-1984	L	9-14	College Park, Md. 8 12
4-13-1985	W	7-5	Annapolis, Md. 13 6
4-12-1986	L	8-11	College Park, Md. 4 2
4-11-1987	L	5-17	Annapolis, Md. 6 1
4-16-1988	W	8-7	(2) College Park, Md. 14 7
4-15-1989	L	5-6	Annapolis, Md. 5 4
4-15-1990	L	6-18	College Park, Md. 11 12
4-13-1991	L	6-10	Annapolis, Md. 13 7
4-11-1992	W	11-3	College Park, Md. 13 7
4-10-1993	L	10-11	Annapolis, Md. 8 13
4-9-1994	L	4-11	College Park, Md. 10 8
4-8-1995	L	11-19	Annapolis, Md. 12 3
4-6-1996	L	10-11	College Park, Md. --- 2
4-5-1997	L	5-10	Annapolis, Md. 10 4
4-4-1998	L	7-21	College Park, Md. 14 1
4-10-1999	L	5-6	Annapolis, Md. 9 7
4-8-2000	L	5-6	College Park, Md. 11 7
4-7-2001	L	5-6	Annapolis, Md. 12 6
4-5-2002	L	5-6	College Park, Md. 16 6
4-5-2003	L	7-9	Annapolis, Md. 16 4
4-10-2004	W	9-6	College Park, Md. 4 1
4-8-2005	W	9-8	Annapolis, Md. 8 6
4-8-2006	W	7-6	College Park, Md. 11 4
4-6-2007	L	7-8	(2) Annapolis, Md. 6 11
4-4-2008	W	5-4	College Park, Md. 9 3
4-3-2009	W	10-4	Annapolis, Md. 17 8
4-10-2010	L	9-11	College Park, Md. --- 4
4-8-2011	L	4-10	Annapolis, Md. --- 7
4-6-2012	L	6-13	College Park, Md. --- 12
4-5-2013	L	8-11	Annapolis, Md. --- 1
5-3-2014	L	6-12	College Park, Md. --- 8
2-14-2015	L	1-8	Annapolis, Md. --- 8
4-19-2016	L	5-10	College Park, Md. 7 5
4-25-2017	L	12-15	Annapolis, Md. 10 2
2-10-2018	L	4-10	College Park, Md. --- 1
2-23-2019	L	9-14	Annapolis, Md. --- 3
(#) - overtime			
+ - NCAA Tournament			

MARYLAND CLUB

Games: 3

Navy Leads, 3-0

Home — 3-0; Road — 0-0

3-28-1912	W	30-1	Annapolis, Md.
4-1-1922	W	16-0	Annapolis, Md.
4-14-1923	W	4-2	Annapolis, Md.

MARYLAND BALTIMORE COUNTY (UMBC)

Games: 28

Navy Leads, 24-4

Streak: Navy, 4 games

Home — 14-2; Road — 10-2

3-20-1974	W	16-7	Annapolis, Md. 4 ---
3-19-1975	L	9-10	Catonsville, Md. 5 ---
4-3-1976	W	13-9	Annapolis, Md. 4 ---

4-2-1977	W	22-10	Catonsville, Md. 6 ---
4-1-1978	W	15-8	Annapolis, Md. 4 ---
3-31-1979	W	13-12	Catonsville, Md. 7 ---
3-29-1980	W	19-14	Annapolis, Md. 9 ---
3-28-1981	W	13-8	Catonsville, Md.
3-27-1982	W	12-8	Annapolis, Md. 8 13
3-26-1983	L	6-10	Catonsville, Md. 12 15
3-21-1984	W	16-10	Annapolis, Md. 8 14
3-9-1985	W	9-8	(1) Annapolis, Md.
3-8-1986	W	11-6	Catonsville, Md.
3-7-1987	W	14-4	Annapolis, Md.
3-5-1988	W	13-6	Catonsville, Md.
3-29-1989	W	11-5	Annapolis, Md. 3 ---
3-28-1990	W	16-6	Catonsville, Md. 13 ---
2-25-1995	W	16-13	Annapolis, Md.
2-24-1996	W	14-13	Annapolis, Md.
2-22-1997	W	11-10	Catonsville, Md.
2-21-1998	W	15-12	Catonsville, Md.
2-27-1999	L	3-9	Annapolis, Md.
2-26-2000	W	11-2	Catonsville, Md.
2-24-2001	L	8-9	(1) Annapolis, Md.
2-23-2002	W	11-4	Catonsville, Md.
4-15-2003	W	13-10	Annapolis, Md. --- 10
2-17-2018	W	7-5	Annapolis, Md. --- ---
215-2019	W	11-6	Annapolis, Md. --- ---
(#) - overtime			

MARYLAND STATE

Games: 2

Navy leads, 2-0

Home — 2-0; Road — 0-0

1920	W	11-1	Annapolis, Md.
1921	W	15-0	Annapolis, Md.

MASSACHUSETTS

Games: 5

Massachusetts Leads, 3-2

Streak: Massachusetts, 3 games

NCAA Tournament: 1-0

Home — 1-1; Road — 0-2; Neutral — 1-0

5-16-1979	W	16-14	+ Annapolis, Md. 3 10
3-11-2000	W	6-3	Piscataway, N.J. 11 13
3-10-2001	L	8-11	Amherst, Mass. 19 9
3-9-2002	L	10-13	Annapolis, Md. 12 14
3-8-2003	L	9-10	Amherst, Mass. 9 7
+ - NCAA Tournament			

MERCER

Games: 1

Navy Leads, 1-0

Home — 1-0; Road — 0-0

2-12-2022	W	15-5	Annapolis, Md. --- ---
-----------	---	------	------------------------

MIT

Games: 1

Navy Leads, 1-0

Home — 1-0; Road — 0-0

4-30-1932	W	24-0	Annapolis, Md.
-----------	---	------	----------------

2025 NAVY MEN'S LACROSSE

ALL-TIME SERIES RECORDS

MOUNT ST. MARY'S

Games: 11

Navy Leads, 10-1

Streak: Navy, 2 games

Home — 7-1; Road — 3-0

4-14-1998	W	16-8	Annapolis, Md.	18	---
4-20-1999	W	11-7	Annapolis, Md.	13	---
4-18-2000	W	13-5	Emmitsburg, Md.	10	---
4-17-2001	W	16-3	Annapolis, Md.	13	---
4-16-2002	W	10-5	Emmitsburg, Md.	14	---
2-29-2008	W	12-5	Annapolis, Md.	10	---
3-3-2009	W	6-2	Emmitsburg, Md.	16	---
2-20-2021	W	8-5	Annapolis, Md.	---	---
2-5-2022	L	9-11	Annapolis, Md.	---	---
2-4-2023	W	13-7	Annapolis, Md.	---	---
2-3-2024	W	19-6	Annapolis, Md.	---	---

MT. WASHINGTON LACROSSE CLUB

Games: 27

Mount Washington L.C. leads, 17-10

Home — 10-17; Road — 0-0

1909	L	3-7	Annapolis, Md.		
1910	W	6-1	Annapolis, Md.		
1911	W	6-0	Annapolis, Md.		
5-9-1912	W	2-0	Annapolis, Md.		
1913	W	8-0	Annapolis, Md.		
1915	L	1-2	Annapolis, Md.		
1916	W	4-1	Annapolis, Md.		
5-13-1922	W	3-2	Annapolis, Md.		
4-7-1923	W	8-2	Annapolis, Md.		
4-9-1932	L	4-5	Annapolis, Md.		
5-13-1933	L	2-10	Annapolis, Md.		
4-28-1934	L	4-11	Annapolis, Md.		
5-18-1935	L	4-14	Annapolis, Md.		
5-16-1936	L	1-9	Annapolis, Md.		
5-11-1946	L	9-10	Annapolis, Md.		
4-30-1947	L	3-8	Annapolis, Md.		
5-19-1948	L	5-8	Annapolis, Md.		
4-27-1949	L	4-10	Annapolis, Md.		
5-28-1960	L	7-11	Annapolis, Md.		
5-27-1961	L	10-15	Annapolis, Md.		
4-3-1965	W	11-10	Annapolis, Md.		
4-16-1966	L	11-12	Annapolis, Md.		
4-15-1967	L	8-9	Annapolis, Md.		
4-6-1968	L	5-10	Annapolis, Md.		
4-5-1969	W	15-4	Annapolis, Md.		
4-4-1970	W	6-4	Annapolis, Md.		
4-3-1971	L	4-10	Annapolis, Md.		

MT. WASHINGTON JRS.

Games: 1

Navy leads, 1-0

Home — 1-0; Road — 0-0

1910	W	6-0	Annapolis, Md.		
------	---	-----	----------------	--	--

NEW YORK UNIVERSITY

Games: 5

Navy leads, 5-0

Home — 5-0; Road — 0-0

4-18-1925	W	3-0	Annapolis, Md.		
4-3-1926	W	4-0	Annapolis, Md.		
4-2-1927	W	11-1	Annapolis, Md.		
3-31-1928	W	7-3	Annapolis, Md.		
3-30-1929	W	11-0	Annapolis, Md.		

NORTH CAROLINA

Games: 27

Series North Carolina Leads, 15-12

Streak: North Carolina, 4 games

NCAA Tournament: 2-4

Home — 8-5; Road — 4-10

3-26-1975	W	11-4	Annapolis, Md.	5	6	
4-14-1976	W	10-4	Annapolis, Md.	3	3	
5-19-1976	W	13-9	+	Annapolis, Md.	4	5
5-13-1978	W	16-11	Chapel Hill, N.C.	4	13	
5-21-1980	L	11-18	+	Annapolis, Md.	4	9
5-23-1981	L	8-17	+	Chapel Hill, N.C.	6	2
5-19-1982	L	2-16	+	Chapel Hill, N.C.	9	1
3-24-1984	L	4-11	Chapel Hill, N.C.	8	4	
3-23-1985	L	11-15	Annapolis, Md.			
3-2-1996	L	7-24	Chapel Hill, N.C.			
3-2-1997	W	13-12	Annapolis, Md.			
2-28-1998	L	7-17	Chapel Hill, N.C.			
3-6-1999	W	8-6	Annapolis, Md.			
3-4-2000	L	10-11	(1) Chapel Hill, N.C.			
3-3-2001	L	10-11	Annapolis, Md.			
3-2-2002	L	10-11	(6) Chapel Hill, N.C.			
2-28-2003	W	9-8	(4) Annapolis, Md.			
3-5-2004	W	9-8	(1) Chapel Hill, N.C.	---	4	
3-5-2005	W	9-6	Annapolis, Md.			
3-4-2006	W	11-3	Chapel Hill, N.C.			
3-2-2007	W	19-8	Annapolis, Md.	12	5	
5-13-2007	L	8-12	+	Chapel Hill, N.C.	8	9
5-10-2008	W	8-7	+	Chapel Hill, N.C.	14	9
2-20-2009	L	8-9	Chapel Hill, N.C.	9	6	
2-25-2010	L	4-11	Annapolis, Md.	16	4	
2-25-2011	L	8-10	Chapel Hill, N.C.	---	12	
2-25-2012	L	8-9	Annapolis, Md.	---	4	
#) - overtime						
+ - NCAA Tournament						

OHIO STATE

Games: 6

Navy Leads, 5-1

Streak: Navy, 4 games

Home — 2-1; Road — 3-0

2-22-2003	W	13-10	Columbus, Ohio		
2-28-2004	L	9-12	Annapolis, Md.		
2-26-2005	W	11-5	Columbus, Ohio		
2-24-2006	W	9-3	Annapolis, Md.		
2-16-2008	W	8-7	(1) Columbus, Ohio	12	---
2-14-2009	W	8-6	Annapolis, Md.	12	19
(#) - overtime					

ONONDAGA INDIAN TRIBE

Games: 1

Navy leads, 1-0

Home — 1-0; Road — 0-0

5-15-1926	W	14-3	Annapolis, Md.		
-----------	---	------	----------------	--	--

OXFORD-CAMBRIDGE

Games: 1

Oxford-Cambridge leads, 1-0

Home — 0-1; Road — 0-0

4-5-1930	L	4-5	Annapolis, Md.		
----------	---	-----	----------------	--	--

PENN

Games: 54

Navy Leads, 47-7

Streak: Penn, 2 games

NCAA Tournament: 4-0

Home — 31-2; Road — 16-4; Neutral — 0-1

1914	W	8-0	Annapolis, Md.		
1915	W	5-0	Annapolis, Md.		
1916	W	6-2	Annapolis, Md.		
1917	W	4-1	Annapolis, Md.		
1921	W	11-1	Annapolis, Md.		
4-12-1922	W	17-0	Annapolis, Md.		
4-28-1923	W	5-1	Annapolis, Md.		
5-3-1924	W	16-1	Annapolis, Md.		
5-18-1929	W	7-4	Annapolis, Md.		
5-7-1932	W	9-2	Philadelphia, Pa.		
4-29-1933	W	6-1	Annapolis, Md.		
4-7-1934	W	13-1	Annapolis, Md.		
5-21-1938	W	14-0	Annapolis, Md.		
5-27-1939	W	15-2	Annapolis, Md.		
5-18-1940	W	16-2	Philadelphia, Pa.		
5-14-1941	W	11-4	Annapolis, Md.		
5-2-1942	W	18-0	Annapolis, Md.		
5-14-1949	W	20-4	Annapolis, Md.		
5-20-1950	W	18-2	Philadelphia, Pa.		
5-19-1951	W	18-2	Annapolis, Md.		
5-17-1952	W	17-2	Philadelphia, Pa.		
5-16-1953	W	12-5	Annapolis, Md.		
5-15-1954	W	15-5	Annapolis, Md.		
4-20-1955	W	23-1	Philadelphia, Pa.		
5-17-1958	W	18-0	Philadelphia, Pa.		
5-21-1975	W	17-6	+	Annapolis, Md.	3 6
5-13-1977	L	12-19		Philadelphia, Pa.	4 5
5-17-1977	W	14-12	+	Philadelphia, Pa.	6 4
4-5-1978	W	15-7		Annapolis, Md.	4 8
4-4-1979	W	14-9		Philadelphia, Pa.	7 ---
4-2-1980	W	24-6		Annapolis, Md.	9 ---
4-1-1981	W	8-7		Philadelphia, Pa.	8 9
3-31-1982	W	8-7		Annapolis, Md.	7 ---
3-30-1983	W	13-9		Philadelphia, Pa.	--- 10
3-28-1984	L	3-5		Annapolis, Md.	9 11
3-27-1985	L	10-11	(1)	Philadelphia, Pa.	13 7
3-26-1986	W	12-11		Annapolis, Md.	4 ---
3-25-1987	L	9-11		Philadelphia, Pa.	3 12
3-30-1988	L	10-11		Annapolis, Md.	15 10
3-18-1989	W	12-11		Philadelphia, Pa.	8 10
5-17-1989	W	12-11	+	Annapolis, Md.	
3-17-1990	W	16-10		Annapolis, Md.	8 11
3-16-1991	W	8-7		Philadelphia, Pa.	10 17
3-15-1992	W	9-3		Annapolis, Md.	



2025 NAVY MEN'S LACROSSE

ALL-TIME SERIES RECORDS

3-24-1993	W	14-11	Philadelphia, Pa.	7	20
3-12-1994	W	13-12 (1)	Annapolis, Md.	7	---
3-11-1995	W	16-6	Philadelphia, Pa.	11	---
3-9-1996	W	10-6	Annapolis, Md.	18	---
3-8-1997	W	9-8	Philadelphia, Pa.	10	---
3-7-1998	W	12-11	Annapolis, Md.	17	---
3-13-1999	W	12-8	Philadelphia, Pa.	10	20
5-16-2004	W	11-5 +	Annapolis, Md.	2	13
3-7-2017	L	9-11	Philadelphia, Pa.	---	10
3-6-2018	L	3-11	Sparks, Md.	---	17
(#) - overtime					
+ - NCAA Tournament					

PENN STATE

Games: 39

Navy Leads, 36-3

Streak: Penn State, 1 game

Home — 30-1; Road — 6-2

1919	W	13-0	Annapolis, Md.		
1920	W	13-0	Annapolis, Md.		
1921	W	18-0	Annapolis, Md.		
4-29-1922	W	13-0	Annapolis, Md.		
5-5-1923	W	12-2	Annapolis, Md.		
5-10-1924	W	14-0	Annapolis, Md.		
5-11-1929	W	7-4	Annapolis, Md.		
5-6-1933	W	11-4	State College, Pa.		
4-21-1934	W	13-3	Annapolis, Md.		
4-13-1940	W	10-1	Annapolis, Md.		
4-12-1941	W	13-4	Annapolis, Md.		
4-11-1942	W	8-5	Annapolis, Md.		
4-24-1943	W	4-2	Annapolis, Md.		
4-29-1944	W	21-1	Annapolis, Md.		
4-28-1945	W	20-0	State College, Pa.		
5-19-1945	W	23-0	Annapolis, Md.		
4-27-1946	W	14-4	Annapolis, Md.		
4-26-1947	W	10-1	Annapolis, Md.		
5-1-1948	W	9-3	Annapolis, Md.		
4-30-1949	W	19-7	State College, Pa.		
4-15-1950	W	9-6	Annapolis, Md.		
4-14-1951	W	10-1	Annapolis, Md.		
4-12-1952	W	21-0	Annapolis, Md.		
4-11-1953	W	19-1	Annapolis, Md.		
4-14-1954	W	23-1	Annapolis, Md.		
4-16-1955	W	16-2	State College, Pa.		
4-14-1956	W	17-4	Annapolis, Md.		
4-13-1957	W	19-8	Annapolis, Md.		
4-12-1958	W	18-2	Annapolis, Md.		
4-11-1959	W	29-3	State College, Pa.		
4-6-1960	W	17-3	Annapolis, Md.		
4-8-1961	W	16-5	Annapolis, Md.		
2-29-1992	L	9-16	State College, Pa.		
2-27-1993	W	11-9	Annapolis, Md.	11	17
4-14-2000	W	12-5	Annapolis, Md.	12	20
4-14-2001	W	10-9 (1)	State College, Pa.	13	17
4-12-2002	W	9-7	Annapolis, Md.	15	17
4-12-2003	L	4-5	State College, Pa.	15	---
2-24-2024	L	3-13	Annapolis, Md.	---	12
(#) - overtime					

PHILADELPHIA LACROSSE CLUB

Games: 8

Navy leads, 8-0

Home — 8-0; Road — 0-0

5-6-1944	W	19-1	Annapolis, Md.		
5-23-1964	W	18-8	Annapolis, Md.		
5-29-1965	W	14-5	Annapolis, Md.		
5-28-1966	W	15-2	Annapolis, Md.		
5-27-1967	W	15-4	Annapolis, Md.		
5-25-1968	W	11-2	Annapolis, Md.		
5-24-1969	W	9-6	Annapolis, Md.		
5-23-1970	W	15-1	Annapolis, Md.		

PRINCETON

Games: 56

Navy Leads, 39-16-1

Streak: Princeton, 1 game

NCAA Tournament: 1-0

Home — 21-7; Road — 17-9-1; Neutral — 1-0

5-2-1925	W	2-0	Princeton, N.J.		
4-14-1934	T	2-2	Princeton, N.J.		
4-13-1935	L	3-4	Annapolis, Md.		
4-11-1936	W	8-5	Princeton, N.J.		
4-17-1937	L	4-5	Annapolis, Md.		
4-16-1938	W	8-3	Annapolis, Md.		
4-15-1939	W	7-2	Princeton, N.J.		
4-20-1940	L	4-9	Annapolis, Md.		
4-26-1941	L	4-13	Princeton, N.J.		
5-9-1942	L	1-12	Annapolis, Md.		
5-1-1943	L	6-7	Princeton, N.J.		
5-20-1944	W	15-1	Annapolis, Md.		
4-19-1947	L	5-8	Princeton, N.J.		
5-15-1948	W	5-4	Annapolis, Md.		
5-7-1949	W	11-8	Princeton, N.J.		
5-6-1950	L	6-11	Annapolis, Md.		
5-5-1951	L	7-16	Princeton, N.J.		
5-3-1952	W	10-5	Annapolis, Md.		
5-2-1953	L	8-13	Princeton, N.J.		
5-1-1954	W	13-4	Annapolis, Md.		
5-7-1955	W	16-7	Princeton, N.J.		
5-19-1956	W	14-4	Annapolis, Md.		
5-18-1957	W	12-10	Princeton, N.J.		
4-19-1958	W	15-12	Annapolis, Md.		
4-18-1959	L	7-8	Princeton, N.J.		
4-16-1960	W	16-5	Annapolis, Md.		
4-15-1961	W	10-5	Princeton, N.J.		
4-14-1962	W	13-3	Annapolis, Md.		
4-13-1963	W	9-6	Princeton, N.J.		
4-11-1964	W	16-1	Annapolis, Md.		
4-10-1965	W	17-9	Princeton, N.J.		
4-9-1966	W	14-9	Princeton, N.J.		
4-8-1967	W	12-6	Princeton, N.J.		
4-13-1968	W	8-6	Annapolis, Md.		
4-12-1969	L	8-10	Princeton, N.J.		
4-11-1970	W	9-3	Annapolis, Md.		
4-10-1971	W	15-4	Princeton, N.J.		
4-7-1973	W	19-5	Princeton, N.J.	4	---
4-13-1974	W	19-5	Annapolis, Md.	6	12
4-12-1975	L	14-15	Princeton, N.J.	5	8
4-10-1976	W	10-8	Annapolis, Md.	3	13
4-9-1977	W	12-9	Princeton, N.J.	6	11
4-8-1978	W	16-8	Annapolis, Md.	4	15
4-7-1979	W	15-4	Princeton, N.J.	7	15
4-5-1980	W	9-6	Annapolis, Md.	9	14

4-4-1981	W	14-9	Princeton, N.J.	8	---
4-3-1982	W	14-9	Annapolis, Md.	7	14
4-2-1983	L	12-14	Princeton, N.J.	---	---
3-31-1984	W	9-5	Annapolis, Md.	9	---
3-30-1985	W	15-10	Princeton, N.J.	13	11
3-29-1986	W	19-7	Annapolis, Md.	4	---
3-28-1987	W	11-8	Princeton, N.J.	3	---
4-2-1988	W	11-4	Annapolis, Md.	15	---
3-21-1990	L	8-9 (2)	Annapolis, Md.	8	---
5-29-2004	W	8-7 +	Baltimore, Md.	2	8
3-5-2019	L	11-19	Annapolis, Md.	20	---
(#) - overtime					
+ - NCAA Tournament					

PROVIDENCE

Games: 1

Navy Leads, 1-0

Streak: Navy, 1 game

Home — 0-0; Road — 0-0; Neutral — 1-0

2-19-2005	W	9-2	Branford, Conn.		
-----------	---	-----	-----------------	--	--

QUEENS U.

Games: 1

Navy Leads, 1-0

Home — 1-0; Road — 0-0

2-5-2023	W	19-5	Annapolis, Md.	---	---
----------	---	------	----------------	-----	-----

RADFORD

Games: 4

Navy leads, 4-0

Home — 4-0; Road — 0-0

3-11-1998	W	11-5	Annapolis, Md.	14	---
3-16-1999	W	19-3	Annapolis, Md.	11	---
3-7-2000	W	13-3	Annapolis, Md.	11	---
3-21-2001	W	14-7	Annapolis, Md.	20	---

RANDOLPH MACON

Games: 3

Navy leads, 3-0

Home — 3-0; Road — 0-0

4-30-1927	W	7-1	Annapolis, Md.		
5-19-1928	W	9-2	Annapolis, Md.		
4-6-1929	W	13-1	Annapolis, Md.		

RICHMOND

Games: 1

Richmond Leads, 1-0

Streak: Richmond, 1 game

Home — 0-0; Road — 0-1

2-18-2020	L	9-12	Richmond, Va.	---	18
-----------	---	------	---------------	-----	----

2025 NAVY MEN'S LACROSSE

ALL-TIME SERIES RECORDS

RUTGERS

Games: 28

Navy Leads, 21-7

Streak: Rutgers, 1 game

Home — 12-4; Road — 9-3

5-16-1925	W	6-3	Annapolis, Md.	
5-1-1926	W	10-2	Annapolis, Md.	
4-25-1942	W	10-6	Piscataway, N.J.	
3-28-1959	W	10-9	Annapolis, Md.	
4-2-1960	W	15-2	Piscataway, N.J.	
4-1-1961	W	12-3	Annapolis, Md.	
3-31-1962	W	17-6	Piscataway, N.J.	
3-30-1963	W	13-3	Annapolis, Md.	
3-28-1964	W	20-3	Piscataway, N.J.	
5-3-1972	W	7-6	Annapolis, Md.	
4-25-1973	W	6-4	Piscataway, N.J.	4 7
4-24-1974	W	12-8	Annapolis, Md.	6 8
4-16-1975	W	8-6	Piscataway, N.J.	7 8
3-20-1976	W	14-10	Annapolis, Md.	
3-19-1977	L	7-9	Annapolis, Md.	
3-18-1978	W	13-7	Annapolis, Md.	
3-17-1979	L	15-16	Piscataway, N.J.	
3-14-1981	L	11-14	Annapolis, Md.	
3-4-1986	W	14-12	Piscataway, N.J.	
3-4-1987	W	7-6	Annapolis, Md.	
3-12-1988	L	4-9	Piscataway, N.J.	
3-11-1989	W	11-8	Annapolis, Md.	
3-10-1990	L	9-11	Piscataway, N.J.	8 15
3-9-1991	L	6-13	Annapolis, Md.	10 12
3-18-2000	W	11-8	Piscataway, N.J.	10 ---
3-17-2001	W	11-9	Annapolis, Md.	--- ---
3-16-2002	W	6-3	Piscataway, N.J.	14 ---
3-15-2003	L	8-13	Annapolis, Md.	10 13

SACRED HEART

Games: 1

Navy Leads, 1-0

Home — 1-0; Road — 0-0

4-22-2016	W	7-1	Annapolis, Md.	7 ---
-----------	---	-----	----------------	-------

ST. JOHN'S COLLEGE

Games: 2

Navy leads, 2-0

Home — 2-0; Road — 0-0

1920	W	5-0	Annapolis, Md.	
5-2-1923	W	12-1	Annapolis, Md.	

SAINT JOSEPH'S

Games: 3

Navy Leads, 3-0

Streak: Navy, 3 games

Home — 2-0; Road — 1-0

2-16-2002	W	16-2	Annapolis, Md.	
2-18-2006	W	12-2	Philadelphia, Pa.	
2-17-2007	W	10-3	Annapolis, Md.	9 ---

STEVENS INST. OF TECHNOLOGY

Games: 3

Navy leads, 3-0

Home — 3-0; Road — 0-0

3-31-1923	W	12-1	Annapolis, Md.	
4-19-1924	W	12-0	Annapolis, Md.	
4-8-1925	W	14-0	Annapolis, Md.	

STONY BROOK

Games: 8

Navy Leads, 8-0

Streak: Navy, 8 games

Home — 4-0; Road — 4-0

3-28-1992	W	11-2	Stony Brook, N.Y.	12 ---
5-1-1993	W	13-5	Stony Brook, N.Y.	8 ---
4-30-1994	W	12-6	Annapolis, Md.	11 ---
4-29-1995	W	10-6	Annapolis, Md.	18 ---
3-25-2000	W	16-4	Annapolis, Md.	10 ---
3-24-2001	W	14-6	Stony Brook, N.Y.	20 ---
3-23-2002	W	11-10 (3)	Annapolis, Md.	14 ---
3-22-2003	W	10-6	Stony Brook, N.Y.	12 ---
(#) - overtime				

SWARTHMORE

Games: 19

Navy leads, 16-0-3

Home — 15-0-3; Road — 1-0

1910	W	7-5	Annapolis, Md.	
1911	W	7-1	Annapolis, Md.	
4-18-1912	T	6-6	Annapolis, Md.	
1913	T	5-5	Annapolis, Md.	
1914	W	6-0	Annapolis, Md.	
1915	W	11-0	Annapolis, Md.	
1916	W	4-2	Annapolis, Md.	
1918	W	2-0	Annapolis, Md.	
1919	W	10-0	Annapolis, Md.	
1920	W	10-0	Annapolis, Md.	
1921	W	15-0	Annapolis, Md.	
5-10-1941	T	9-9	Annapolis, Md.	
5-15-1943	W	16-3	Annapolis, Md.	
4-15-1944	W	6-0	Swarthmore, Pa.	
4-14-1945	W	17-1	Annapolis, Md.	
4-13-1946	W	13-0	Annapolis, Md.	
5-17-1947	W	18-2	Annapolis, Md.	
5-21-1949	W	18-3	Annapolis, Md.	
4-7-1951	W	14-4	Annapolis, Md.	

SYRACUSE

Games: 29

Navy Leads, 19-9-1

Streak: Syracuse, 1 game

NCAA Tournament: 0-4

Home — 15-3; Road — 4-5-1; Neutral — 0-1

1919	W	13-0	Annapolis, Md.	
1920	W	7-1	Annapolis, Md.	
5-19-1923	T	2-2	Syracuse, N.Y.	
5-17-1924	L	1-2	Annapolis, Md.	
4-27-1929	W	6-3	Syracuse, N.Y.	
5-17-1930	W	4-0	Annapolis, Md.	
5-5-1934	W	11-8	Annapolis, Md.	

4-27-1935	W	16-10	Annapolis, Md.	
4-25-1936	W	8-6	Annapolis, Md.	
5-8-1937	W	15-3	Syracuse, N.Y.	
5-4-1940	W	10-9	Annapolis, Md.	
5-3-1941	W	14-9	Annapolis, Md.	
5-1-1946	W	20-4	Annapolis, Md.	
4-10-1948	W	14-2	Annapolis, Md.	
4-3-1956	W	20-6	Annapolis, Md.	
4-1-1967	W	18-4	Annapolis, Md.	
3-30-1968	W	14-0	Annapolis, Md.	
4-15-1978	W	14-10	Syracuse, N.Y.	4 9
4-14-1979	W	18-11	Annapolis, Md.	7 6
3-22-1980	L	8-11	Annapolis, Md.	3 11
3-21-1981	L	10-14	Syracuse, N.Y.	
3-20-1982	W	12-11	Annapolis, Md.	
3-19-1983	L	9-17	Syracuse, N.Y.	
5-17-1987	L	5-19 +	Syracuse, N.Y.	6 3
5-21-1988	L	5-23 +	Syracuse, N.Y.	7 1
5-22-1989	L	11-18 +	Syracuse, N.Y.	8 1
5-31-2004	L	13-14 +	Baltimore, Md.	2 4
4-21-2018	W	13-12	Syracuse, N.Y.	16 9
4-20-2019	L	9-18	Annapolis, Md.	16 9
+ - NCAA Tournament				

TORONTO

Games: 1

Navy leads, 1-0

Home — 1-0; Road — 0-0

5-23-1925	W	6-2	Annapolis, Md.	
-----------	---	-----	----------------	--

TOWSON

Games: 15

Navy Leads, 8-7

Streak: Towson, 1 game

Home — 6-1; Road — 2-6

3-22-1975	W	13-9	Annapolis, Md.	5 ---
4-20-1991	L	8-15	Towson, Md.	15 9
4-18-1992	W	12-2	Annapolis, Md.	9 5
4-17-1993	W	8-7	Towson, Md.	8 13
4-16-1994	W	13-12	Annapolis, Md.	12 7
4-15-1995	L	7-14	Towson, Md.	13 19
4-13-1996	W	9-8	Annapolis, Md.	--- 15
4-12-1997	L	6-14	Towson, Md.	13 ---
3-16-2010	L	9-10	Towson, Md.	--- ---
3-15-2011	W	14-11	Annapolis, Md.	--- ---
3-13-2012	W	10-6	Towson, Md.	--- ---
3-12-2013	L	7-8	Annapolis, Md.	--- ---
3-11-2014	L	9-14	Towson, Md.	--- ---
3-3-2015	W	8-7 (3)	Annapolis, Md.	--- ---
2-17-2024	L	5-17	Towson, Md.	--- ---

UNION COLLEGE

Games: 1

Navy Leads, 1-0

Streak: Navy, 1 game

Home — 1-0; Road — 0-0

3-31-1947	W	29-0	Annapolis, Md.	
-----------	---	------	----------------	--



2025 NAVY MEN'S LACROSSE

ALL-TIME SERIES RECORDS

UNIVERSITY CLUB

Games: 1

Navy leads, 1-0

Home — 1-0; Road — 0-0

5-4-1968 W 9-7 Annapolis, Md.

VERMONT

Games: 1

Navy leads, 1-0

Home — 1-0; Road — 0-0

2-9-2019 W 13-8 Annapolis, Md. --- ---

VILLANOVA

Games: 2

Villanova leads, 2-0

Home — 1-0; Road — 0-1

3-21-2023 L 6-17 Villanova, Pa. --- 7

3-19-2024 L 7-14 Annapolis, Md. --- ---

VIRGINIA

Games: 49

Navy Leads, 31-18

Streak: Virginia, 6 games

NCAA Tournament: 1-2

Home — 17-8; Road — 14-9; Neutral — 0-1

4-25-1928 W 19-0 Annapolis, Md.

4-9-1949 W 13-2 Annapolis, Md.

4-26-1952 L 8-9 Annapolis, Md.

4-7-1953 W 8-7 Annapolis, Md.

4-10-1954 W 14-3 Charlottesville, Va.

4-23-1955 W 17-5 Annapolis, Md.

4-21-1956 W 8-5 Annapolis, Md.

5-4-1957 W 10-5 Charlottesville, Va.

5-3-1958 L 14-15 Annapolis, Md.

5-2-1959 W 9-5 Charlottesville, Va.

4-23-1960 W 9-2 Annapolis, Md.

4-22-1961 W 8-7 Charlottesville, Va.

4-21-1962 W 11-8 Annapolis, Md.

4-20-1963 W 10-3 Charlottesville, Va.

5-2-1964 W 12-4 Annapolis, Md.

5-15-1965 W 13-5 Annapolis, Md.

4-30-1966 W 14-3 Charlottesville, Va.

4-29-1967 W 8-3 Charlottesville, Va.

4-27-1968 W 12-6 Annapolis, Md.

4-26-1969 W 6-5 Charlottesville, Va.

4-25-1970 W 11-7 Annapolis, Md.

4-24-1971 L 7-11 Charlottesville, Va.

5-22-1971 W 9-6 + Charlottesville, Va.

4-22-1972 W 12-10 Annapolis, Md.

4-21-1973 L 9-11 Charlottesville, Va. 4 3

4-27-1974 L 9-13 Annapolis, Md. 6 5

5-3-1975 W 15-11 Charlottesville, Va. 4 3

5-1-1976 W 15-12 Annapolis, Md. 3 6

4-30-1977 W 12-8 Charlottesville, Va. 5 7

4-29-1978 W 15-8 Annapolis, Md. 4 5

4-29-1979 W 11-8 Charlottesville, Va. 5 4

4-26-1980 L 9-12 Annapolis, Md. 5 1

4-26-1981 W 13-12 Charlottesville, Va. 6 4

4-24-1982 L 15-26 Annapolis, Md. 7 3

4-23-1983 L 10-14 Charlottesville, Va. 11 14

4-21-1984 W 7-6 Annapolis, Md. 11 4

4-20-1985 L 6-12 Charlottesville, Va. 12 4

4-19-1986 L 6-10 Annapolis, Md. 4 6

5-19-1986 L 9-12 + Charlottesville, Va. 6 3

4-18-1987 W 15-13 Charlottesville, Va. 6 13

4-23-1988 W 7-5 Annapolis, Md. 12 6

4-22-1989 L 7-8 Charlottesville, Va. 5 15

4-21-1990 W 10-7 Annapolis, Md. 13 4

3-3-1991 L 7-14 Charlottesville, Va. 10 3

3-8-1992 L 9-10 Annapolis, Md.

3-6-1993 L 7-9 Charlottesville, Va. 11 5

3-5-1994 L 7-14 Annapolis, Md. 7 5

3-4-1995 L 13-24 Charlottesville, Va. 11 2

5-21-2005 L 8-10 + Baltimore, Md. 3 6

+ - NCAA Tournament

VMI

Games: 8

Navy Leads, 8-0

Streak: Navy, 8 games

Home — 8-0; Road — 0-0

2-9-2008 W 10-2 Annapolis, Md. 12 ---

2-7-2009 W 13-5 Annapolis, Md. 12 ---

2-13-2010 W 16-5 Annapolis, Md. 11 ---

2-12-2011 W 14-8 Annapolis, Md. --- ---

2-11-2012 W 14-7 Annapolis, Md. --- ---

2-9-2013 W 20-7 Annapolis, Md. --- ---

2-8-2014 W 18-5 Annapolis, Md. --- ---

2-8-2015 W 21-7 Annapolis, Md. --- ---

WALBROOK ATHLETIC CLUB

Games: 1

Navy leads, 1-0

Home — 1-0; Road — 0-0

1913 W 6-2 Annapolis, Md.

WASHINGTON COLLEGE

Games: 43

Navy Leads, 41-2

Streak: Navy, 11 games

Home — 31-1; Road — 10-1

4-1-1950 W 10-5 Annapolis, Md.

3-28-1951 W 8-6 Annapolis, Md.

3-29-1952 W 12-7 Annapolis, Md.

3-28-1953 W 13-5 Annapolis, Md.

4-3-1954 W 18-0 Annapolis, Md.

3-26-1955 W 13-4 Annapolis, Md.

3-24-1956 W 18-10 Annapolis, Md.

3-30-1957 W 18-11 Annapolis, Md.

3-29-1958 W 17-8 Annapolis, Md.

4-4-1959 W 8-6 Annapolis, Md.

4-9-1960 W 19-0 Annapolis, Md.

4-12-1961 W 18-5 Annapolis, Md.

5-2-1962 W 16-1 Annapolis, Md.

4-6-1963 W 12-2 Annapolis, Md.

4-4-1964 W 13-4 Annapolis, Md.

4-28-1965 W 22-1 Annapolis, Md.

4-2-1966 W 18-3 Annapolis, Md.

5-14-1969 W 8-3 Annapolis, Md.

5-13-1970 W 12-3 Chestertown, Md.

5-12-1971 W 20-4 Annapolis, Md.

3-22-1972 W 18-3 Chestertown, Md.

3-21-1973 W 14-5 Annapolis, Md. 4 14

4-7-1976 W 12-11 Chestertown, Md. 3 ---

3-23-1977 W 9-6 Annapolis, Md. 7 ---

3-29-1978 W 14-6 Chestertown, Md. 4 ---

3-28-1979 W 14-6 Annapolis, Md. 7 ---

3-19-1980 W 14-7 Chestertown, Md. 3 ---

3-18-1981 W 20-9 Annapolis, Md.

3-17-1982 L 10-14 Chestertown, Md.

3-23-1983 W 13-9 Annapolis, Md. 12 ---

3-14-1984 W 12-1 Chestertown, Md.

3-13-1985 L 9-10 Annapolis, Md.

3-12-1986 W 15-7 Chestertown, Md.

3-11-1987 W 9-6 Annapolis, Md.

3-16-1988 W 17-7 Annapolis, Md.

3-4-1989 W 15-9 Chestertown, Md.

3-3-1990 W 16-4 Annapolis, Md. 8 ---

3-20-1991 W 17-5 Annapolis, Md. 16 ---

3-18-1992 W 13-4 Chestertown, Md.

3-1-1994 W 20-10 Annapolis, Md. 7 ---

3-1-1995 W 12-1 Chestertown, Md.

2-28-1996 W 12-4 Annapolis, Md.

2-26-1997 W 7-6 Annapolis, Md.

WASHINGTON & LEE

Games: 11

Navy leads, 8-3

NCAA Tournament: 0-2

Home — 3-1; Road — 5-2

4-17-1971 W 10-8 Annapolis, Md.

4-15-1972 W 19-8 Lexington, Va.

5-19-1973 L 12-13 (3)+ Lexington, Va. 6 4

3-23-1974 L 10-13 + Annapolis, Md. 4 5

5-18-1974 L 9-11 Lexington, Va. 6 3

3-28-1975 W 14-8 Lexington, Va. 5 8

3-27-1976 W 8-7 Annapolis, Md. 4 7

3-25-1977 W 13-12 Lexington, Va. 7 6

3-13-1982 W 11-10 (1) Lexington, Va.

3-12-1983 W 13-7 Annapolis, Md.

3-10-1984 W 13-9 Lexington, Va.

(#) - overtime

+ - NCAA Tournament

WESTERN MARYLAND

Games: 3

Navy leads, 3-0

Home — 3-0; Road — 0-0

5-24-1930 W 8-0 Annapolis, Md.

4-11-1931 W 10-0 Annapolis, Md.

4-16-1932 W 10-2 Annapolis, Md.

WILLIAMS COLLEGE

Games: 1

Navy leads, 1-0

Home — 1-0; Road — 0-0

4-4-1949 W 14-3 Annapolis, Md.

2025 NAVY MEN'S LACROSSE

ALL-TIME SERIES RECORDS

YALE

Games: 16

Navy Leads, 13-3

Streak: Navy, 1 game

NCAA Tournament: 1-1

Home — 9-2; Road — 4-1

4-11-1925	W	11-0	Annapolis, Md.		
5-4-1935	W	24-6	New Haven, Conn.		
5-2-1936	W	8-3	Annapolis, Md.		
4-24-1937	W	13-1	Annapolis, Md.		
4-23-1938	W	14-4	New Haven, Conn.		
4-27-1940	W	11-5	Annapolis, Md.		
4-17-1948	W	13-2	New Haven, Conn.		
4-16-1949	W	13-4	Annapolis, Md.		
4-29-1950	L	1-5	New Haven, Conn.		
3-17-1971	W	8-4	Annapolis, Md.		
3-15-1986	W	16-11	Annapolis, Md.		
3-14-1987	W	15-10	Annapolis, Md.		
3-19-1988	L	7-10	Annapolis, Md.		
3-21-1989	W	15-7	Annapolis, Md.	3	10
5-9-1992	L	3-9	+	Annapolis, Md.	8 10
5-15-2016	W	13-10	+	New Haven, Conn.	15 3
+ - NCAA Tournament					



2025 NAVY MEN'S LACROSSE

ARMY-NAVY RIVALRY

Not just a rivalry played on the gridiron, the Army-Navy lacrosse tradition dates back over 90 years. The Academies played the inaugural game on May 31, 1924, with the Mids prevailing, 5-0, at West Point.

Army and Navy battled each other from there out on a yearly basis until 1929 when the series was sidelined for four years because of war times. The series resumed in 1933 with an 8-5 Army victory and had not been interrupted again until 2020 when the worldwide COVID-19 pandemic broke out and shortened the spring season. The rivalry returned in 2021 when the Midshipmen scored a 9-4 victory over their archrivals in Annapolis in what was the 101st game between the two lacrosse programs.

In 2004, Navy joined the Patriot League for lacrosse. With the new conference affiliation, it guaranteed the two service academies would meet at least once a year and possibly a second time in the Patriot League Tournament.

There have been only eight years in which the two programs have met twice in a season - 1978, '81, '05, '06, '07, '10, '15, '16.

The Mids and Cadets met one another in the NCAA Tournament in 1978 and '81, while the two programs faced one another in the Patriot League Tournament in 2005, '06, '07, '10, '15 and '16. They squared off in the Patriot League Championship Game in 2005, '06, '07 and '10.

The annual Army-Navy Star Game was played on neutral soil for the first time in the history of the series when the two programs participated in the inaugural Day of Rivals on April 11, 2009, at M&T Bank Stadium in Baltimore, Md. Anchored by a three-goal, two-assist effort by Brendan Connors, along with a career-high tying 16-save performance by Smartlink Player of the Game Tommy Phelan, the Mids scored an 8-4 win over the Cadets.

The two have played at a neutral site three times total (2006, '09, '10). Outside of the 2009 and '10 Star Games played in Baltimore, the only other time the two have faced one other on neutral ground was on April 30, 2006, in a Patriot League Tournament matchup in Hamilton, N.Y.

In April of 2019, the two programs met for the 100th time with Army scoring a 9-8 decision in overtime at Navy-Marine Corps Memorial Stadium.

The Mids lead the overall series, 63-38-3, winning 20 of the last 32 meetings. Navy's 13-game winning streak, spanning nearly an entire decade (1998-07), is the longest winning streak by either team in the series.

Additionally, Navy owns a 58-35-3 advantage in Star Games, including 10 straight between 1998-07. The Mids have won 20 of the last 31 Star Games, including six of the last nine.

ARMY-NAVY HISTORY

Overall Games: Navy Leads, 63-38-3

Star Games: Navy Leads, 58-35-3

Home: 31-19-1

Road: 30-18-2

Neutral: 2-1-0

Date	W/L	Score	Site
5-31-24	W	5-0	West Point
5-30-25	W	3-2	Annapolis
5-29-26	W	3-2	West Point
5-28-27	W	6-1	Annapolis
6-2-28	T	4-4	West Point
5-27-33	L	8-5	Annapolis
5-26-34	W	6-5	West Point
6-1-35	W	7-6	Annapolis
5-30-36	L	10-4	West Point
5-29-37	L	6-5	Annapolis
5-28-38	W	10-3	West Point
5-27-39	W	5-4	Annapolis
6-1-40	L	13-2	West Point
5-31-41	L	7-5	Annapolis
5-27-42	L	6-3	West Point
5-29-43	W	12-5	Annapolis
5-27-44	L	7-5	West Point
5-26-45	T	7-7	Annapolis
5-25-46	W	12-10	West Point
5-24-47	L	9-3	Annapolis
5-29-48	W	10-9	West Point
5-28-49	W	14-5	Annapolis
5-27-50	L	11-8	West Point
5-26-51	L	11-5	Annapolis
5-24-52	L	15-4	West Point
5-23-53	W	10-7	Annapolis
5-29-54	W	9-3	West Point
5-28-55	W	6-2	Annapolis
5-26-56	L	8-5	West Point
6-1-57	W	14-6	Annapolis
5-31-58	L	17-12	West Point
5-30-59	L	11-6	Annapolis
6-4-60	W	10-7	West Point
6-3-61	L	10-8	Annapolis
6-2-62	W	8-5	West Point
6-1-63	L	11-9	Annapolis
5-30-64	W	9-4	West Point
6-5-65	W	18-7	West Point

Date	W/L	Score	Site
6-4-66	W	16-7	West Point
6-3-67	W	7-5	Annapolis
6-1-68	T	7-7	West Point
5-31-69	L	14-4	Annapolis
5-30-70	W	8-7	West Point
6-1-71	L	7-4	West Point
5-13-72	L	9-8	West Point
5-12-73	W	8-5	Annapolis
5-11-74	W	12-9	West Point
6-1-75	W	10-5	Annapolis
5-30-76	W	18-10	West Point
6-4-77	W	14-7	Annapolis
5-17-78	W	16-13	+ Annapolis
6-3-78	W	16-15	Annapolis
5-5-79	W	10-9	Annapolis
5-24-80	W	12-10	West Point
4-12-81	L	9-8	Annapolis
5-20-81	W	16-10	+ West Point
4-12-82	W	12-11	(1) West Point
4-9-83	W	10-9	Annapolis
4-7-84	L	9-6	West Point
4-6-85	L	10-6	Annapolis
4-5-86	W	12-4	West Point
4-4-87	W	10-9	(1) Annapolis
4-9-88	W	6-5	West Point
4-8-89	W	12-1	Annapolis
4-7-90	W	19-9	West Point
4-6-91	L	11-10	(1) Annapolis
4-4-92	L	12-7	West Point
4-3-93	W	10-8	Annapolis
4-2-94	W	10-9	West Point
4-31-95	W	13-11	Annapolis
4-27-96	L	15-8	West Point
4-25-97	L	14-12	Annapolis
4-25-98	W	11-5	West Point
4-1-99	W	11-9	Annapolis
4-29-00	W	10-8	West Point
4-27-01	W	10-4	Annapolis

Date	W/L	Score	Site
4-27-02	W	9-6	West Point
4-26-03	W	12-11	Annapolis
4-27-04	W	18-10	West Point
4-16-05	W	12-9	Annapolis
5-1-05	W	15-8	\$ Annapolis
4-15-06	W	11-10	West Point
4-30-06	W	8-5	\$ Hamilton, N.Y.
4-14-07	W	12-9	Annapolis
4-27-07	W	12-1	\$ Annapolis
4-12-08	L	6-9	West Point
4-11-09	W	8-4	Baltimore, Md.
4-17-10	L	7-6	Baltimore, Md.
5-2-10	L	11-8	\$ West Point
4-16-11	L	9-14	Annapolis
4-14-12	L	6-9	West Point
4-13-13	L	7-14	Annapolis
4-12-14	L	7-14	West Point
4-11-15	W	10-7	Annapolis
4-24-15	L	7-11	\$ Annapolis
4-16-16	W	11-10	(1) West Point
4-29-16	L	3-9	\$ Annapolis
4-15-17	W	10-6	Annapolis
4-14-18	W	9-8	West Point
4-13-19	L	8-9	(1) Annapolis
4-24-21	W	9-4	Annapolis
4-23-22	W	12-11	(1) West Point
4-22-23	L	6-11	Annapolis
4-13-24	L	8-13	West Point

(#) - Overtime; + - NCAA Tournament;
\$ - Patriot League Tournament

SERIES MISCELLANY

First Meeting	5-31-1924 — Navy, 5-0
Last Meeting	4-13-2024 — Army, 13-8
Current Winning Streak	Army, 2 Games
Last Navy Win	4-23-2022 — Navy, 12-11 OT
In Annapolis	4-24-2021 — Navy, 9-4
In West Point	4-23-2022 — Navy, 12-11 OT
Neutral Site	4-11-2009 — Navy, 8-4
Last Army Win	4-13-2024 — Army, 13-8
In Annapolis	4-22-2023 — Army, 11-6
In West Point	4-13-2024 — Army, 13-8
Largest Margin of Victory	11 — five times, last by Navy, 12-1 (4-27-2007)
Most Navy Goals	19 — 4-7-1090
Most Army Goals	17 — 5-31-1958
Most Goals Combined	31 — N16, A15 (6-3-1978)
Largest Margin of Defeat	11 — A, 13-2 (6-1-1940)
	11 — A, 15-4 (5-24-1952)
Fewest Navy Goals	2 (6-1-1940)
Fewest Army Goals	0 (5-31-1924)
Fewest Goals Combined	5 — N5, A0 (5-31-1924)

2025 NAVY MEN'S LACROSSE

2024 SEASON RESULTS

Overall: 9-7 Home: 6-3 • Away: 3-3 • Neutral: 0-1
Patriot League: 5-3 Home: 3-1 • Away: 2-2 • Neutral: 0-0

GAME SITE	GM	W-L	ATTENDANCE	AVG./GAME
Home	9	6-3	12,525	1391.7
Away	6	3-3	14,397	2399.5
Neutral	1	0-1	1,216	1216.0
TOTAL	16	9-7	28,138	1758.6

Date	Opponent (Navy/Opp Rk)	Result/Score	Att.	Record	Keeper (Sv)	Scoring (Goals-Assists-Points)
2.3	Mount St. Mary's (- / -)	W 19-6	762	1-0 / 0-0	Daly 7, Craven 1	Hewitt 4-0=4, Arline 3-0=3, Haley 3-0=3, Bonitz 1-1=2, Flaherty 1-1=2, Houser 1-1=2, Jarosz 1-1=2, Connolly 0-1=1, Hovivian 0-1=1, Lough 1-0=1, Marsh 1-0=1, Queen 1-0=1, Schifffenhaus 1-0=1, Tolker 1-0=1,
2.10	Hofstra (RV / -)	W 16-8	905	2-0 / 0-0	Daly 12, Craven 2	Arline 4-2=6, Flaherty 2-1=3, Schifffenhaus 2-1=3, Houser 2-0=2, Peters 2-0=2, Ash 0-1=1, Bonitz 1-0=1, Connolly 0-1=1, Haley 1-0=1, Jarosz 0-1=1, Kittelberger 0-1=1, Marsh 0-1=1, Rhee 1-0=1, Tolker 1-0=1
2.17	at Towson (RV / -)	L 5-17	625	2-1 / 0-0	Daly 10	Tolker 2-0=2, Haley 1-0=1, Hewitt 0-1=1, Jarosz 1-0=1, Landolphi 1-0=1, Schifffenhaus 0-1=1, Swanson 0-1=1,
2.24	Penn State (NR / 12)	L 3-13	2,553	2-2 / 0-0	Daly 14	Arline 0-1=1, Flaherty 1-0=1, Hayashi 0-1=1, Hewitt 1-0=1, Peters 1-0=1
3.2	at Boston U. * (- / -)	W 16-9	566	3-2 / 1-0	Daly 14	Arline 3-2=5, Swanson 5-0=5, Hovivian 2-2=4, Hewitt 0-3=3, Tolker 3-0=3, Bonitz 1-1=2, Peters 2-0=2, Haley 0-1=1, Houser 0-1=1, Marsh 0-1=1
3.9	at Lehigh * (- / -)	L 10-12	367	3-3 / 1-1	Daly 10	Tolker 4-0=4, Haley 2-1=3, Swanson 3-0=3, Hewitt 0-2=2, Peters 1-1=2
3.15	at Johns Hopkins (8 / 7)	W 10-9 OT	1,923	4-3 / 1-1	Daly 12	Swanson 3-0=3, Arline 1-1=2, Peters 0-2=2, Hewitt 1-1=2, Hovivian 1-0=1, Haley 0-2=2, Tolker 2-0=2, Conway 1-0=1, Hayashi 1-0=1, LaRocco 0-1=1
3.19	Villanova (RV / RV)	L 7-14	672	4-4 / 1-1	Daly 15	Hovivian 2-1=3, Tolker 2-1=3, Hewitt 1-1=2, Swanson 1-1=2, Arline 0-1=1, Flaherty 1-0=1
3.23	Holy Cross * (RV / -)	W 17-7	1,056	5-4 / 2-1	Daly 7	Arline 1-3=4, Tolker 2-2=4, Hewitt 3-0=3, Peters 2-1=3, Ash 2-0=2, Houser 2-0=2, Hovivian 1-1=2, Swanson 1-1=2, Conway 0-1=1, Haley 1-0=1, Hayashi 1-0=1, Garza 1-0=1, Ripley 0-1=1
3.30	Colgate * (RV / 17)	W 10-9	1,748	6-4 / 3-1	Daly 15	Tolker 3-1=4, Haley 1-2=3, Arline 1-1=2, Hewitt 1-1=2, Hovivian 1-1=2, Swanson 2-0=2, Bonitz 0-1=1, Flaherty 0-1=1, Garza 1-0=1
4.6	at Lafayette * (RV / -)	W 10-9	516	7-4 / 4-1	Daly 11	Arline 3-2=5, Tolker 4-0=4, Flaherty 0-1=1, Garza 0-1=1, Hayashi 0-1=1, Hewitt 1-0=1, Hovivian 1-0=1, Jarosz 1-0=1, Swanson 0-1=1
4.13	at Army * (RV / 12)	L 8-13	10,400	7-5 / 4-2	Daly 14	Jarosz 4-0=4, Hewitt 2-0=2, Arline 0-1=1, Ash 1-0=1, Haley 0-1=1, Peters 1-0=1, Tolker 0-1=1
4.19	Loyola * (RV / RV)	L 10-12	2,251	7-6 / 4-3	Daly 12	Jarosz 4-0=4, Arline 1-1=2, Connolly 1-0=1, Conway 1-0=1, Garza 1-0=1, Hewitt 0-1=1, Marsh 0-1=1, Peters 1-0=1, Tolker 1-0=1
4.26	Bucknell * (RV / -)	W 13-12 OT	1,782	8-6 / 5-3	Daly 14	Arline 3-1=4, Flaherty 1-2=3, Hewitt 2-1=3, Swanson 2-1=3, Ash 2-0=2, LaRocco 1-1=2, Tolker 1-1=2, Conway 0-1=1, Jarosz 1-0=1, Parker 0-1=1, Ripley 0-1=1
4.30	Loyola ^ (- / RV)	W 12-10	796	9-6 / 5-3	Daly 18	Hovivian 2-2=4, Hewitt 2-1=3, Swanson 2-1=3, Arline 1-1=2, Ash 2-0=2, Tolker 1-1=2, Conway 0-1=1, Flaherty 0-1=1, Garza 1-0=1, Jarosz 1-0=1
5.3	vs. Lehigh ^ (- / RV)	L 8-12	1,216	9-7 / 5-3	Daly 7	Tolker 3-0=3, Arline 0-2=2, Ash 1-1=2, Hewitt 0-2=2, Swanson 1-1=2, Bonitz 0-1=1, Hovivian 1-0=1, Jarosz 1-0=1, Marsh 1-0=1

* — Patriot League game

^ — Patriot League Tournament



2025 NAVY MEN'S LACROSSE

2024 TEAM STATISTICS

ALL GAMES NAVY OPPONENTS

SHOT STATISTICS

Goals-Shot attempts	174-652	172-620
Goals scored per game	10.88	10.75
Shot pct.	.267	.277
Shots on goal-Attempts	375-652	370-620
SOG pct.	.575	.597
Shots/Game	40.8	38.8
Assists	102	90

MAN-UP OPPORTUNITIES

Goals-Opportunities	19-52	12-34
Conversion Percent	.365	.353

GOAL BREAKDOWN

Total Goals	174	172
Man-up	19	12
Man-down	1	0
Unassisted	72	82
Overtime	2	0
Goals scored average	10.84	10.72

PENALTIES

Number	35	55
Minutes	29:00	40:30

GROUND BALLS

	530	506
--	-----	-----

TURNOVERS

	276	257
--	-----	-----

CAUSED TURNOVERS

	108	141
--	-----	-----

FACEOFFS (W-L)

	230-403	173-403
--	---------	---------

FACEOFF W-L Pct.

	.571	.429
--	------	------

CLEARs

	305-361	328-373
--	---------	---------

Clear Pct.

	.845	.879
--	------	------

BY QUARTER BREAKDOWN

GOALS BY PERIOD

	1	2	3	4	OT	TOTAL
Navy	36	46	44	46	2	174
Opponents	52	36	34	50	0	172

SAVES BY PERIOD

	1	2	3	4	OT	TOTAL
Navy	57	49	40	51	1	198
Opponents	57	60	42	42	0	201

SHOTS BY PERIOD

	1	2	3	4	OT	TOTAL
Navy	177	172	151	149	3	652
Opponents	176	150	131	162	1	620

SHOTS ON GOAL BY PRD

	1	2	3	4	OT	TOTAL
Navy	93	106	86	88	2	375
Opponents	109	85	74	101	1	370

PATRIOT LEAGUE GAMES NAVY OPPONENTS

SHOT STATISTICS

Goals-Shot attempts	94-352	83-310
Goals scored per game	11.75	10.38
Shot pct.	.267	.268
Shots on goal-Attempts	199-352	183-310
SOG pct.	.565	.590
Shots/Game	44.0	38.8
Assists	55	38

MAN-UP OPPORTUNITIES

Goals-Opportunities	11-28	3-17
Conversion Percent	.393	.176

GOAL BREAKDOWN

Total Goals	94	83
Man-up	11	3
Man-down	1	0
Unassisted	39	45
Overtime	1	0
Goals scored average	11.70	10.33

PENALTIES

Number	19	31
Minutes	14:00	25:00

GROUND BALLS

	264	259
--	-----	-----

TURNOVERS

	135	132
--	-----	-----

CAUSED TURNOVERS

	54	65
--	----	----

FACEOFFS (W-L)

	121-206	85-206
--	---------	--------

FACEOFF W-L Pct.

	.587	.413
--	------	------

CLEARs

	305-361	328-373
--	---------	---------

Clear Pct.

	.832	.890
--	------	------

BY QUARTER BREAKDOWN

GOALS BY PERIOD

	1	2	3	4	OT	TOTAL
Navy	17	24	26	26	1	94
Opponents	23	17	17	26	0	83

SAVES BY PERIOD

	1	2	3	4	OT	TOTAL
Navy	30	26	19	24	1	100
Opponents	31	29	22	23	0	105

SHOTS BY PERIOD

	1	2	3	4	OT	TOTAL
Navy	92	94	86	79	1	352
Opponents	94	75	59	81	1	310

SHOTS ON GOAL BY PRD

	1	2	3	4	OT	TOTAL
Navy	48	53	48	49	1	199
Opponents	53	43	36	50	1	183

2024 OVERALL STATISTICS

TOTAL	16	174	102	276	652	.267	375	.575	19	1	530	276	108	230-403	.571	35	29.0
OPPONENTS	16	172	90	262	620	.277	370	.597	12	0	506	257	141	173-403	.429	55	40.5

No.	Name	GP	GS	-----GOAL AVERAGE-----			---SAVES---		--RECORD--		Shots Faced
				Minutes	GA	GAA	Saves	Pct.	W	L	
50	Calabrese, Andrew	2	0	9:05	1	6.61	1	.500	0	0	3
1	Daly, Dan	16	16	932:03	166	10.69	191	.535	9	7	602
19	Craven, Gabe	4	0	21:43	5	13.81	6	.545	0	0	15
TOTAL		16		962:51	172	10.72	198	.535	9	7	620
OPPONENTS		16		962:51	174	10.84	201	.536	7	9	652

2025 NAVY MEN'S LACROSSE

2024 PATRIOT LEAGUE STATISTICS

No.	Name	GP	GS	G	A	Pts	Sh	Shot%	SOG	SOG%	UP	DN	GB	TO	CT	FO	FO%	Pen	Time
10	Tolker, Henry	8	8	18	5	23	57	.316	35	.614	1	1	18	10	3	0-0	.000	1	2.0
24	Arline, Xavier	8	8	12	11	23	49	.245	22	.449	1	0	10	11	1	0-0	.000	2	1.5
43	Hewitt, Max	8	8	9	8	17	37	.243	22	.595	1	0	10	10	0	0-0	.000	2	1.0
28	Swanson, Dane	8	7	13	3	16	53	.245	30	.566	4	0	4	4	0	0-0	.000	1	0.5
6	Jarosz, Jon	5	2	10	0	10	28	.357	24	.857	0	0	7	4	0	0-0	.000	1	0.5
26	Peters, Jackson	8	2	7	2	9	21	.333	12	.571	0	0	14	11	0	0-0	.000	5	3.0
2	Hovivian, Tommy	6	5	5	4	9	15	.333	12	.800	0	0	5	3	0	0-0	.000	0	0.0
9	Haley, Mac	7	6	4	5	9	17	.235	9	.529	0	0	6	7	1	0-0	.000	0	0.0
14	Ash, Carter	8	1	5	0	5	7	.714	6	.857	4	0	0	1	0	0-0	.000	0	0.0
32	Flaherty, Jack	8	0	1	4	5	13	.077	7	.538	0	0	4	2	1	0-0	.000	0	0.0
51	Garza, Paul	7	0	3	1	4	7	.429	3	.429	0	0	1	3	1	0-0	.000	0	0.0
12	Houser, Keegan	6	0	2	1	3	6	.333	4	.667	0	0	1	0	0	0-0	.000	0	0.0
8	Bonitz, Jackson	8	8	1	2	3	10	.100	4	.400	0	0	27	8	16	0-0	.000	1	0.5
3	Conway, Evan	7	1	1	2	3	5	.200	2	.400	0	0	0	2	0	0-0	.000	1	0.5
17	LaRocco, Roman	7	0	1	1	2	5	.200	2	.400	0	0	1	2	0	0-0	.000	0	0.0
20	Hayashi, Zach	8	0	1	1	2	2	.500	1	.500	0	0	58	8	1	110-188	.585	0	0.0
11	Marsh, AJ	7	2	0	2	2	7	.000	0	.000	0	0	15	6	3	0-0	.000	0	0.0
4	Ripley, Race	3	0	0	2	2	1	.000	0	.000	0	0	1	1	0	0-0	.000	0	0.0
67	Connolly, Chad	5	0	1	0	1	2	.500	2	1.000	0	0	4	1	1	0-0	.000	0	0.0
48	Parker, Graham	4	0	0	1	1	0	.000	0	.000	0	0	5	3	0	0-0	.000	0	0.0
66	Norton, Jack	8	0	0	0	0	2	.000	0	.000	0	0	2	1	4	0-0	.000	0	0.0
33	LiCalzi, Nick	8	8	0	0	0	2	.000	0	.000	0	0	4	3	3	0-0	.000	1	1.0
15	Landolphi, Ryan	6	0	0	0	0	2	.000	1	.500	0	0	1	2	0	0-0	.000	0	0.0
47	Lough, Aidan	1	0	0	0	0	1	.000	0	.000	0	0	2	1	0	0-0	.000	0	0.0
41	McGullam, Ian	7	6	0	0	0	1	.000	0	.000	0	0	9	0	8	0-0	.000	2	1.5
30	Byrnes, Matt	1	0	0	0	0	1	.000	0	.000	0	0	0	0	0	0-0	.000	0	0.0
27	Schiffenhaus, Will	3	0	0	0	0	1	.000	1	1.000	0	0	1	1	0	0-0	.000	0	0.0
68	Francois, Billy	1	0	0	0	0	0	.000	0	.000	0	0	0	0	0	0-0	.000	0	0.0
65	Hurley, Liam	1	0	0	0	0	0	.000	0	.000	0	0	0	1	0	0-0	.000	0	0.0
61	Smith, Kade	1	0	0	0	0	0	.000	0	.000	0	0	3	0	1	0-0	.000	0	0.0
60	Muir, Sam	1	0	0	0	0	0	.000	0	.000	0	0	1	0	0	0-0	.000	0	0.0
59	Darrow, Jacob	8	0	0	0	0	0	.000	0	.000	0	0	11	1	4	0-0	.000	1	1.0
58	Bucci, Joey	2	0	0	0	0	0	.000	0	.000	0	0	6	2	0	11-16	.688	0	0.0
53	Thomas, Max	1	0	0	0	0	0	.000	0	.000	0	0	0	0	0	0-2	.000	0	0.0
50	Calabrese, Andrew	1	0	0	0	0	0	.000	0	.000	0	0	0	0	0	0-0	.000	0	0.0
49	Sasaki, Kai	1	0	0	0	0	0	.000	0	.000	0	0	0	0	0	0-0	.000	0	0.0
46	Hurdle, Aidan	3	0	0	0	0	0	.000	0	.000	0	0	0	0	0	0-0	.000	0	0.0
44	Marion, Cam	2	0	0	0	0	0	.000	0	.000	0	0	1	0	0	0-0	.000	0	0.0
40	Stensrud, Scott	1	0	0	0	0	0	.000	0	.000	0	0	1	0	0	0-0	.000	0	0.0
39	Mullahey, Tristan	1	0	0	0	0	0	.000	0	.000	0	0	0	0	0	0-0	.000	0	0.0
38	Brady, Charlie	2	0	0	0	0	0	.000	0	.000	0	0	0	0	0	0-0	.000	0	0.0
37	Gallagher, Sean	6	0	0	0	0	0	.000	0	.000	0	0	11	3	2	0-0	.000	0	0.0
36	Queen, Justin	7	0	0	0	0	0	.000	0	.000	0	0	7	2	2	0-0	.000	0	0.0
35	King, Carter	1	0	0	0	0	0	.000	0	.000	0	0	1	0	0	0-0	.000	1	1.0
31	Kittelberger, Bobby	1	0	0	0	0	0	.000	0	.000	0	0	0	0	2	0-0	.000	0	0.0
21	LaFar, Taylor	1	0	0	0	0	0	.000	0	.000	0	0	0	1	0	0-0	.000	0	0.0
19	Craven, Gabe	1	0	0	0	0	0	.000	0	.000	0	0	0	0	0	0-0	.000	0	0.0
18	Roberts, Jackson	2	0	0	0	0	0	.000	0	.000	0	0	0	0	0	0-0	.000	0	0.0
13	Thomas III, JT	1	0	0	0	0	0	.000	0	.000	0	0	0	0	0	0-0	.000	0	0.0
7	Gregorek-Ali, Gavin	1	0	0	0	0	0	.000	0	.000	0	0	0	0	0	0-0	.000	0	0.0
5	Underwood, J.P.	1	0	0	0	0	0	.000	0	.000	0	0	0	0	0	0-0	.000	0	0.0
1	Daly, Dan	8	8	0	0	0	0	.000	0	.000	0	0	12	3	0	0-0	.000	0	0.0
TOTAL		8		94	55	149	352	.267	199	.565	11	1	264	135	54	121-206	.587	19	14.0
OPPONENTS		8		83	38	121	310	.268	183	.590	3	0	259	132	65	85-206	.413	31	25.0

No.	Name	GP	GS	-----GOAL AVERAGE-----			---SAVES---		---RECORD---		Shots Faced
				Minutes	GA	GAA	Saves	Pct.	W	L	
19	Craven, Gabe	1	0	6:07	1	9.81	3	.750	0	0	5
1	Daly, Dan	8	8	471:57	81	10.30	96	.542	5	3	303
50	Calabrese, Andrew	1	0	4:03	1	14.81	1	.500	0	0	2
TOTAL		8		482:07	83	10.33	100	.546	5	3	310
OPPONENTS		8		482:07	94	11.70	105	.528	3	5	352

2025 NAVY MEN'S LACROSSE

GAME-BY-GAME STATS

NAVY GAME BY GAME

Opponent	Score By Qtr.	Shots By Qtr.	GB By Qtr	Turnovers By Qtr	Saves By Qtr	FO	FO%	CT	EMO	EMO%	Clears	Clear %	Penalty					
Mount St. Mary's	2-6-5-6	19	17-8-12-15	52	10-8-15-9	42	5-3-4-0	12	2-3-2-1	8	18-28	64.3	7	1-2	50.0	25-27	92.6	2 - 2:00
Hofstra	5-3-3-5	16	13-12-8-10	43	8-8-5-7	28	4-3-6-3	16	2-2-5-5	14	17-26	65.4	5	0-1	00.0	21-22	95.5	3 - 2:30
at Towson	1-2-1-1	5	9-15-5-9	38	5-8-5-5	23	4-4-6-5	19	5-2-2-1	10	12-26	46.2	9	1-6	16.7	15-16	93.8	4 - 3:30
Penn State	0-2-1-0	3	9-14-8-4	35	10-14-12-5	41	7-3-5-4	19	4-2-5-3	14	11-20	55.0	6	0-1	00.0	16-21	76.2	1 - 1:00
at Boston U.	4-3-3-6	16	15-12-10-12	49	10-8-7-17	42	5-3-4-3	15	4-4-5-1	14	20-29	69.0	11	2-4	50.0	22-23	95.7	5 - 3:00
at Lehigh	3-0-4-3	10	14-10-7-9	40	9-5-6-6	26	5-2-4-4	15	3-3-1-3	10	13-25	52.0	4	0-4	00.0	16-21	76.2	1 - 0:30
at Johns Hopkins	2-3-4-0-1	10	10-7-9-5-2	33	9-6-11-3-1	30	4-2-6-5-0	17	3-4-0-5-0	12	13-23	56.5	6	1-2	50.0	20-24	83.3	0 - 0:00
Villanova	2-2-1-2	7	10-10-7-10	37	13-13-10-3	39	5-4-8-2	19	4-5-2-4	15	9-24	37.5	10	0-3	00.0	17-23	73.9	2 - 1:30
Holy Cross	4-2-5-6	17	8-12-7-11	38	10-6-11-12	39	6-6-6-8	26	3-1-3-4	11	18-28	64.3	6	2-4	50.0	26-30	86.7	4 - 4:30
Colgate	0-3-4-3	10	9-10-12-8	39	7-8-7-10	32	7-2-3-8	20	5-5-3-2	15	13-22	59.1	8	1-4	25.0	15-23	65.2	1 - 1:00
at Lafayette	2-3-2-3	10	8-14-15-11	48	8-7-11-7	33	5-2-1-5	13	2-3-1-4	10	11-23	47.8	7	0-3	00.0	23-28	82.1	1 - 0:30
at Army	1-5-0-2	8	12-12-14-8	46	7-8-9-5	29	4-2-2-5	13	4-4-3-3	14	12-25	48.0	4	1-2	50.0	22-27	81.5	3 - 2:00
Loyola	1-4-3-2	10	10-10-10-15	45	7-9-4-10	30	4-5-4-4	17	3-4-1-4	12	14-26	53.8	8	1-1	1.000	17-19	89.5	2 - 1:00
Bucknell	2-4-5-1-1	13	16-14-11-5-1	47	7-8-9-8-1	33	4-2-3-6-1	16	6-2-2-3-1	14	20-28	71.4	6	4-6	66.7	17-19	89.5	2 - 1:30
Loyola	4-3-2-3	12	8-7-11-8	34	11-8-12-6	37	7-4-9-3	23	4-5-3-6	18	18-26	69.2	5	1-2	50.0	19-24	79.2	1 - 1:00
Lehigh	3-1-1-3	8	9-5-5-9	28	8-7-6-5	26	3-3-5-5	16	3-0-2-2	7	11-24	45.8	6	4-7	57.1	14-14	1.000	3 - 3:30

OPPONENT GAME BY GAME

Opponent	Score By Qtr.	Shots By Qtr.	GB By Qtr	Turnovers By Qtr	Saves By Qtr	FO	FO%	CT	EMO	EMO%	Clears	Clear %	Penalty					
Mount St. Mary's	2-1-1-2	6	10-12-11-6	39	4-4-5-6	19	4-4-5-2	15	4-1-2-5	12	10-28	35.7	3	2-2	1.000	21-22	95.5	2 - 1:30
Hofstra	2-0-2-4	8	6-5-8-12	31	6-6-8-7	27	4-7-2-2	15	2-4-2-0	8	9-26	34.6	7	1-3	33.3	23-25	92.0	1 - 0:30
at Towson	5-6-4-2	17	15-11-9-6	41	10-8-8-8	34	3-4-4-7	18	1-7-1-2	11	14-26	53.8	11	2-4	50.0	23-26	88.5	6 - 4:00
Penn State	4-1-3-5	13	12-6-16-11	45	9-5-8-9	31	4-4-3-4	15	4-6-3-2	15	9-20	45.0	8	0-1	00.0	20-25	80.0	1 - 1:00
at Boston U.	4-2-0-3	9	12-13-8-7	40	7-9-11-7	34	2-3-7-5	17	2-4-4-4	14	9-29	31.0	10	0-5	00.0	21-23	91.3	5 - 3:30
at Lehigh	1-3-4-4	12	7-9-9-8	33	6-7-6-6	25	3-1-5-4	13	6-6-0-4	16	12-25	48.0	7	0-1	00.0	16-16	1.000	4 - 3:00
at Johns Hopkins	6-0-1-2-0	9	14-8-6-11-0	39	9-5-9-7-0	30	2-4-6-2-0	14	3-3-3-0-0	9	10-23	43.5	9	0-0	00.0	21-24	87.5	2 - 1:00
Villanova	4-6-2-2	14	11-15-6-12	44	12-12-10-11	45	5-5-6-5	21	3-6-3-4	15	15-24	62.5	12	1-2	50.0	22-25	88.0	3 - 1:30
Holy Cross	3-1-0-3	7	13-4-3-13	33	10-6-3-14	33	6-7-4-4	21	2-5-0-1	8	10-28	35.7	7	1-4	25.0	21-24	87.5	4 - 6:00
Colgate	3-1-2-3	9	14-14-9-11	48	10-12-8-7	37	5-7-6-5	23	4-3-3-3	13	9-22	40.9	11	1-2	50.0	18-23	78.3	4 - 3:30
at Lafayette	2-2-2-3	9	11-9-5-13	38	5-8-2-11	26	3-2-4-4	13	2-5-3-1	11	12-23	52.2	10	0-0	00.0	20-21	95.2	3 - 2:00
at Army	3-4-0-6	13	13-12-5-14	44	8-10-7-8	33	5-3-6-2	16	5-3-9-2	19	13-25	52.0	5	0-2	00.0	20-21	95.2	3 - 1:30
Loyola	4-3-4-1	12	14-9-10-8	41	11-5-11-12	39	3-3-5-6	17	4-2-1-5	12	12-26	46.2	5	1-1	1.000	23-26	88.5	2 - 1:30
Bucknell	3-1-5-3-0	12	10-5-10-7-1	33	9-6-7-8-2	32	2-3-1-5-1	12	6-1-2-3-0	12	8-28	28.6	10	0-2	00.0	22-27	81.5	6 - 4:00
Loyola	4-2-1-3	10	8-11-6-15	40	6-9-7-10	32	3-3-4-2	12	4-3-4-4	15	8-26	30.8	16	0-1	00.0	18-21	85.7	2 - 2:00
Lehigh	2-3-3-4	12	6-7-10-8	31	6-6-9-8	29	4-5-4-2	15	5-1-2-2	10	13-24	54.2	10	3-4	75.0	19-24	79.2	3 - 3:30

INDIVIDUAL SCORING BREAKDOWN

No.	Name (G-A-Pts.)	1st Qtr.	2nd Qtr.	3rd Qtr.	4th Qtr.	OT	Total	Home	Away	Neutral	EMO	Down	UA Goal
2	Tommy Hovivian	5-1=6	2-2=4	0-3=3	4-2=6	0-0=0	11-8=19	6-6=12	4-2=6	1-0=1	0-0=0	0-0=0	1
3	Evan Conway	1-1=2	0-0=0	0-2=2	1-0=1	0-0=0	2-3=5	1-3=4	1-0=1	0-0=0	0-0=0	0-0=0	1
4	Race Ripley	0-0=0	0-1=1	0-0=0	0-1=1	0-0=0	0-2=2	0-2=2	0-0=0	0-0=0	0-1=1	0-0=0	0
6	Jon Jarosz	2-0=2	6-1=7	3-0=3	3-1=4	0-0=0	14-2=16	7-2=9	6-0=6	1-0=1	0-0=0	0-0=0	10
8	Jackson Bonitz	2-1=3	0-2=2	1-1=2	0-0=0	0-0=0	3-4=7	2-2=4	1-1=2	0-1=1	0-0=0	0-0=0	3
9	Mac Haley	1-0=1	3-3=6	2-3=5	3-1=4	0-0=0	9-7=16	6-2=8	3-5=8	0-0=0	0-3=3	0-0=0	4
10	Henry Tolker	5-3=8	8-3=11	10-0=10	7-1=8	0-0=0	30-7=37	12-6=18	15-1=16	3-0=3	6-2=8	1-0=1	4
11	AJ Marsh	1-1=2	1-0=1	0-2=2	0-0=0	0-0=0	2-3=5	1-2=3	0-1=1	1-0=1	0-0=0	0-1=1	1
12	Keegan Houser	1-0=2	0-1=1	2-0=2	2-1=3	0-0=0	5-2=7	5-1=6	0-1=1	0-0=0	0-0=0	0-0=0	2
14	Carter Ash	0-1=1	3-0=3	2-0=2	3-1=4	0-0=0	8-2=10	6-1=7	1-0=1	1-1=2	5-1=6	0-0=0	0
15	Ryan Landolphi	0-0=0	0-0=0	0-0=0	1-0=1	0-0=0	1-0=1	0-0=0	1-0=1	0-0=0	0-0=0	0-0=0	1
17	Roman LaRocco	1-1=2	0-0=0	0-1=1	0-0=0	0-0=0	1-2=3	1-1=2	0-1=1	0-0=0	0-0=0	0-0=0	0
20	Zach Hayashi	1-0=1	0-0=0	1-2=3	0-0=0	0-0=0	2-2=4	1-1=2	1-1=2	0-0=0	0-0=0	0-0=0	2
24	Xavier Arline	6-4=10	4-3=7	5-5=10	6-7=13	0-0=0	21-19=40	14-11=25	7-6=13	0-2=2	1-2=3	0-0=0	12
25	Bryson Rhee	0-0=0	0-0=0	0-0=0	1-0=1	0-0=0	1-0=1	1-0=1	0-0=0	0-0=0	0-0=0	0-0=0	1
26	Jackson Peters	4-0=4	3-0=3	2-3=5	1-1=2	0-0=0	10-4=14	6-1=7	4-3=7	0-0=0	0-0=0	0-0=0	5
27	Will Schiftenhaus	0-0=0	0-1=1	1-0=1	2-1=3	0-0=0	3-2=5	3-1=4	0-1=1	0-0=0	0-0=0	0-0=0	1
28	Dane Swanson	1-2=3	5-3=8	9-1=10	4-1=5	1-0=1	20-7=27	8-4=12	11-2=13	1-1=2	5-2=7	0-0=0	9
32	Bobby Kittelberger	0-0=0	0-0=0	0-0=0	0-1=1	0-0=0	0-1=1	0-1=1	0-0=0	0-0=0	0-0=0	0-0=0	0
32	Jack Flaherty	0-4=4	2-0=2	1-1=2	3-2=5	0-0=0	6-7=13	6-6=12	0-1=1	0-0=0	0-0=0	0-0=0	3
36	Justin Queen	0-0=0	1-0=1	0-0=0	0-0=0	0-0=0	1-0=1	1-0=1	0-0=0	0-0=0	0-0=0	0-0=0	0
43	Max Hewitt	4-5=9	7-6=13	3-1=4	3-2=5	1-0=1	18-14=32	14-5=19	4-7=11	0-2=2	2-7=9	0-0=0	9
47	Aidan Lough	0-0=0	0-0=0	0-0=0	1-0=1	0-0=0	1-0=1	1-0=1	0-0=0	0-0=0	0-0=0	0-0=0	1
48	Graham Parker	0-0=0	0-0=0	0-1=1	0-0=0	0-0=0	0-1=1	0-1=1	0-0=0	0-0=0	0-0=0	0-0=0	0
51	Paul Garza	1-0=1	1-0=1	1-1=2	1-0=1	0-0=0	4-1=5	4-0=4	0-1=1	0-0=0	0-0=0	0-0=0	2
67	Chad Connolly	0-0=0	0-2=2	1-0=1	0-0=0	0-0=0	1-2=3	1-2=3	0-0=0	0-0=0	0-0=0	0-0=0	0
Totals		36-24=60	46-28=74	44-27=71	46-23=69	2-0=2	2174-102=2072	107-61=168	59-34=93	8-7=15	19-18=37	1-1=2	72 / 174



2025 NAVY MEN'S LACROSSE

INDIVIDUAL GAME-BY-GAME STATS

INDIVIDUAL GAME-BY GAME OFFENSIVE STATISTICS (GOALS-ASSISTS-POINTS)

No.	Name	MSM	Hofstra	Towson	Penn St	BU	Lehigh	JH	Nova	HC	Colgate	Laf	Army	Loyola	Buck	Loyola	Lehigh
2	Hovivian	0-1=1	0-0=0	0-0=0	0-0=0	2-2=4	0-0=0	1-0=1	2-1=3	1-1=2	1-1=2	1-0=1	---	---	0-0=0	2-2=4	1-0=1
3	Conway	0-0=0	0-0=0	0-0=0	0-0=0	0-0=0	---	1-0=1	0-0=0	0-1=1	0-0=0	0-0=0	0-0=0	1-0=1	0-1=1	0-1=1	0-0=0
4	Ripley	0-0=0	0-0=0	---	---	---	---	---	0-0=0	0-1=1	---	---	---	0-0=0	0-1=1	0-0=0	0-0=0
6	Jarosz	1-1=2	0-1=1	1-0=1	0-0=0	0-0=0	---	---	---	---	---	1-0=1	4-0=4	4-0=4	1-0=1	1-0=1	1-0=1
7	Gregorek-Ali	0-0=0	0-0=0	---	0-0=0	---	---	---	---	0-0=0	---	---	---	---	---	---	---
9	Haley	3-0=3	1-0=1	1-0=1	0-0=0	0-1=1	2-1=3	0-2=2	0-0=0	1-0=1	1-2=3	0-0=0	0-1=1	0-0=0	---	---	---
10	Tolker	1-0=1	1-0=1	2-0=2	0-0=0	3-0=3	4-0=4	2-0=2	2-1=3	2-2=4	3-1=4	4-0=4	0-1=1	1-0=1	1-1=2	1-1=2	3-0=3
12	Houser	1-1=2	2-0=2	0-0=0	0-0=0	0-1=1	0-0=0	0-0=0	0-0=0	2-0=2	0-0=0	0-0=0	0-0=0	---	---	---	---
14	Ash	0-0=0	0-1=1	0-0=0	0-0=0	0-0=0	0-0=0	---	0-0=0	2-0=2	0-0=0	0-0=0	1-0=1	0-0=0	2-0=2	2-0=2	1-1=2
15	Landolphi	0-0=0	0-0=0	1-0=1	0-0=0	0-0=0	0-0=0	0-0=0	---	0-0=0	0-0=0	---	0-0=0	---	0-0=0	---	---
17	LaRocco	0-0=0	0-0=0	---	---	---	0-0=0	0-1=1	0-0=0	0-0=0	0-0=0	0-0=0	0-0=0	0-0=0	1-1=2	0-0=0	0-0=0
21	LaFar	---	---	---	---	---	---	---	---	0-0=0	---	---	---	---	---	---	---
23	Ross	0-0=0	0-0=0	---	---	---	---	---	---	---	---	---	---	---	---	---	---
24	Arline	3-0=3	4-2=6	0-0=0	0-1=1	3-2=5	0-0=0	1-1=2	0-1=1	1-3=4	1-1=2	3-2=5	0-1=1	1-1=2	3-1=4	1-1=2	0-2=2
25	Rhee	0-0=0	1-0=1	---	---	---	---	---	---	---	---	---	---	---	---	---	---
27	Schiffenhaus	1-0=1	2-1=3	0-1=1	0-0=0	0-0=0	---	0-0=0	0-0=0	0-0=0	---	---	0-0=0	---	---	---	---
28	Swanson	0-0=0	0-0=0	0-1=1	0-0=0	5-0=5	3-0=3	3-0=3	1-1=2	1-1=2	2-0=2	0-1=1	0-0=0	0-0=0	2-1=3	2-1=3	1-1=2
30	Byrnes	0-0=0	0-0=0	---	---	---	---	---	0-0=0	0-0=0	---	---	---	---	---	---	---
32	Flaherty	1-1=2	2-1=3	0-0=0	1-0=1	0-0=0	0-0=0	0-0=0	1-0=1	0-0=0	0-1=1	0-1=1	0-0=0	0-0=0	1-2=3	0-1=1	0-0=0
34	Golini	---	---	---	---	---	---	---	---	---	---	---	---	---	---	---	---
43	Hewitt	4-0=4	0-0=0	0-1=1	1-0=1	0-3=3	0-2=2	1-1=2	1-1=2	3-0=3	1-1=2	1-0=1	2-0=2	0-1=1	2-1=3	2-1=3	0-2=2
47	Lough	1-0=1	0-0=0	---	---	---	---	---	---	0-0=0	---	---	---	---	---	---	---
51	Garza	0-0=0	0-0=0	0-0=0	0-0=0	0-0=0	---	0-0=0	0-0=0	1-0=1	1-0=1	0-1=1	0-0=0	1-0=1	0-0=0	1-0=1	0-0=0
53	M. Thomas	0-0=0	0-0=0	---	---	---	---	---	---	0-0=0	---	---	---	---	---	---	---
65	Hurley	0-0=0	0-0=0	---	---	---	---	---	0-0=0	0-0=0	---	---	---	---	---	---	---
8	Bonitz	1-1=2	1-0=1	0-0=0	0-0=0	1-1=2	0-0=0	0-0=0	0-0=0	0-0=0	0-1=1	0-0=0	0-0=0	0-0=0	0-0=0	0-0=0	0-1=1
11	Marsh	1-0=1	0-1=1	0-0=0	0-0=0	0-1=1	0-0=0	0-0=0	0-0=0	---	0-0=0	0-0=0	0-0=0	0-1=1	0-0=0	0-0=0	1-0=1
20	Hayashi	0-0=0	0-0=0	0-0=0	0-1=1	0-0=0	0-0=0	1-0=1	0-0=0	1-0=1	0-0=0	0-1=1	0-0=0	0-0=0	0-0=0	0-0=0	0-0=0
26	Peters	0-0=0	2-0=2	0-0=0	1-0=1	2-0=2	1-1=2	0-2=2	0-0=0	2-1=3	0-0=0	0-0=0	1-0=1	1-0=1	0-0=0	0-0=0	0-0=0
31	Kittelberger	0-0=0	0-1=1	0-0=0	0-0=0	---	---	---	---	---	---	---	---	---	---	---	---
36	Queen	1-0=1	0-0=0	0-0=0	0-0=0	0-0=0	0-0=0	0-0=0	0-0=0	0-0=0	0-0=0	0-0=0	0-0=0	---	0-0=0	0-0=0	0-0=0
48	Parker	0-0=0	---	---	---	---	---	---	---	0-0=0	---	---	0-0=0	0-0=0	0-1=1	0-0=0	0-0=0
67	Connolly	0-1=1	0-1=1	---	---	---	---	0-0=0	0-0=0	---	0-0=0	0-0=0	0-0=0	1-0=1	0-0=0	0-0=0	0-0=0

INDIVIDUAL GAME-BY GAME DEFENSIVE STATISTICS (GROUND BALLS-CAUSED TURNOVERS)

No.	Name	MSM	Hofstra	Towson	Penn St	BU	Lehigh	JH	Nova	HC	Colgate	Laf	Army	Loyola	Buck	Loyola	Lehigh
5	Underwood	---	---	---	---	---	---	---	---	0-0	---	---	---	---	---	---	---
8	Bonitz	6-3	3-1	0-3	5-2	7-4	2-1	2-0	5-1	2-2	3-2	2-3	5-1	5-3	1-0	4-1	2-2
11	Marsh	2-0	3-1	0-0	1-0	1-0	2-0	2-0	0-0	---	3-1	1-0	5-1	1-1	2-0	0-1	3-1
13	JT Thomas III	---	---	---	---	---	---	---	---	0-0	---	---	---	---	---	---	---
16	Lugar	0-0	---	---	---	---	---	---	---	---	---	---	---	---	---	---	---
18	Roberts	0-0	0-0	---	---	---	0-0	---	0-0	0-0	---	---	---	---	---	---	---
26	Peters	3-1	0-0	3-0	1-0	6-0	2-0	3-0	4-0	2-0	3-0	1-0	0-0	0-0	0-0	0-0	2-0
31	Kittelberger	1-0	0-0	1-0	1-0	0-2	---	---	---	---	---	---	---	---	---	---	---
33	LiCalzi	3-0	1-0	0-2	0-1	0-0	1-0	3-1	5-1	1-0	0-0	1-1	1-0	0-1	0-1	1-1	2-0
35	King	1-0	0-0	---	---	---	---	---	---	1-0	---	---	---	---	---	---	---
36	Queen	0-0	0-0	1-1	1-0	1-1	2-0	0-0	1-0	0-0	0-1	3-0	0-0	---	1-0	0-0	1-0
37	Gallagher	5-0	4-0	2-0	3-0	1-1	---	---	---	---	1-1	4-0	0-0	2-0	3-0	3-0	1-0
38	Brady	0-0	0-0	0-0	---	---	0-0	---	---	0-0	---	---	---	---	---	---	---
39	Mullahey	0-0	0-0	---	---	---	---	---	---	0-0	---	---	---	---	---	---	---
40	Stensrud	0-0	0-0	---	---	---	---	---	---	1-0	---	---	---	---	---	---	---
41	McGullam	0-0	0-0	---	2-0	0-0	0-2	3-2	1-0	1-1	1-2	---	0-0	2-1	3-2	2-0	0-2
44	Marion	---	---	---	---	1-0	---	---	---	0-0	---	---	---	---	---	---	---
46	Hurdle	0-0	0-0	---	0-0	0-0	---	---	---	0-0	---	---	---	---	0-0	---	---
48	Parker	0-0	---	---	---	---	---	---	---	0-0	---	---	0-0	1-0	3-0	1-1	1-1
49	Sasaki	0-0	---	---	---	---	---	---	---	0-0	---	---	---	---	---	---	---
59	Darrow	0-1	1-0	0-0	2-0	0-0	3-0	0-0	3-3	4-0	0-0	2-2	1-0	1-1	0-1	0-0	1-0
60	Muir	0-0	---	---	---	---	---	---	---	1-0	---	---	---	---	---	---	---
61	Smith	0-0	---	---	---	---	---	---	1-1	3-1	---	---	---	---	---	---	---
66	Norton	1-1	2-3	1-1	2-2	0-1	0-0	0-1	1-2	1-2	0-0	0-0	0-0	1-1	0-0	1-0	1-0
67	Connolly	1-1	1-0	---	---	---	---	0-1	0-0	---	1-0	1-1	1-0	1-0	0-0	0-0	0-0
68	Francois	0-0	0-0	---	---	---	---	---	---	0-0	---	---	---	---	---	---	---

INDIVIDUAL GAME-BY GAME GOALTENDING (GOALS ALLOWED-SAVES)

No.	Name	MSM	Hofstra	Towson	Penn St	BU	Lehigh	JH	Nova	HC	Colgate	Laf	Army	Loyola	Buck	Loyola	Lehigh
1	Daly	4-7	6-12	17-10	13-14	9-14	12-10	9-12	14-15	5-7	9-15	9-10	13-14	12-12	12-14	10-18	12-7
19	Craven	2-1	2-2	---	---	---	---	---	---	1-3	---	---	---	---	---	---	0-0
50	Calabrese	0-0	---	---	---	---	---	---	---	1-1	---	---	---	---	---	---	---

INDIVIDUAL GAME-BY GAME FACEOFFS (WON-ATTEMPTED)

No.	Name	MSM	Hofstra	Towson	Penn St	BU	Lehigh	JH	Nova	HC	Colgate	Laf	Army	Loyola	Buck	Loyola	Lehigh
20	Hayashi	14-21	16-23	12-26	11-19	19-27	13-25	13-23	9-24	8-12	13-22	11-23	12-25	14-26	20-28	18-26	11-22
55	Lobosco	---	---	---	---	---	---	---	---	---	---	---	---	---	---	---	0-2
53	M. Thomas	0-0	0-0	---	---	---	---	---	---	0-2	---	---	---	---	---	---	---
58	Bucci	4-7	1-2	---	0-1	1-2	---	---	---	10-14	---	---	---	---	---	---	---
63	Graham	---	0-1	---	---	---	---	---	---	---	---	---	---	---	---	---	---

BOLD designates starter



2025 NAVY MEN'S LACROSSE

MISCELLANEOUS STATISTICS

MISCELLANEOUS CATEGORIES

Consecutive Games With A ...

Player	Point	Goal	Ast	Last time without a pt.
Max Hewitt	14	0	4	Hofstra, 2.10.24
Henry Tolker	12	4	0	Penn State, 2.24.24
Xavier Arline	10	0	10	at Lehigh, 3.9.24
Jon Jarosz	6	6	0	Boston U., 3.2.24
Carter Ash	3	3	1	Loyola, 4.19.24
Dane Swanson	3	3	3	Loyola, 4.19.24
Tommy Hovivian	2	2	0	Bucknell, 4.26.24
Jackson Bonitz	1	0	1	Loyola, 4.30.24
AJ Marsh	1	1	0	Loyola, 4.30.24
Bryson Rhee	1	1	0	Mount St. Mary's, 2.3.24

Streak does not end if you do not play in a game

MULTI-POINT GMS	2024	CAREER	LAST	G-A-P
Max Hewitt	11	33	vs. Lehigh 5.3.24	0-2=2
Henry Tolker	11	27	vs. Lehigh 5.3.24	3-0=3
Xavier Arline	11	21	vs. Lehigh 5.3.24	0-2=2
Dane Swanson	9	22	vs. Lehigh 5.3.24	1-1=2
Tommy Hovivian	5	10	Loyola, 4.30.24	2-2=4
Jackson Peters	5	6	Holy Cross, 3.23.24	2-1=3
Mac Haley	4	12	Colgate, 3.30.24	1-2=3
Carter Ash	4	6	vs. Lehigh 5.3.24	1-1=2
Jon Jarosz	3	20	Loyola, 4.19.24	4-0=4
Jack Flaherty	3	5	Bucknell, 4.26.24	1-2=3
Keegan Houser	3	3	Holy Cross, 3.23.24	2-0=2
Jackson Bonitz	2	2	at Boston U., 3.2.24	1-1=2
Roman LaRocco	1	1	Bucknell, 4.26.24	1-1=2
Will Schifffenhaus	1	1	Hofstra, 2.10.24	2-1=3
Paul Garza	0	2	Lafayette, 4.15.23	2-0=2
Jeff Lachenmeyer	0	2	at Villanova, 3.21.23	1-1=2
Bryson Rhee	0	2	at Boston U., 4.2.22	1-1=2
Gavin Gregorek-Ali	0	1	Queens, 2.5.23	1-1=2
Race Ripley	0	1	at Colgate, 3.11.23	0-2=2

MULTI-GOAL GMS	2024	CAREER	LAST	G
Henry Tolker	9	22	vs. Lehigh 5.3.24	3
Dane Swanson	6	15	Loyola, 4.30.24	2
Max Hewitt	5	19	Loyola, 4.30.24	2
Xavier Arline	5	11	Bucknell, 4.26.24	3
Tommy Hovivian	3	6	Loyola, 4.30.24	2
Carter Ash	3	5	Loyola, 4.30.24	2
Jackson Peters	3	4	Holy Cross, 3.23.24	2
Jon Jarosz	2	16	Loyola, 4.19.24	4
Mac Haley	2	6	at Lehigh, 3.9.24	2
Keegan Houser	2	2	Holy Cross, 3.23.24	2
Jack Flaherty	1	1	Hofstra, 2.10.24	2
Will Schifffenhaus	1	1	Hofstra, 2.10.24	2
Paul Garza	0	1	Lafayette, 4.15.23	2
Jeff Lachenmeyer	0	1	Queens, 2.5.23	3
Bryson Rhee	0	1	Jacksonville, 2.28.21	2

HAT TRICKS	2024	CAREER	LAST	G
Henry Tolker	5	14	vs. Lehigh 5.3.24	3
Xavier Arline	5	7	Bucknell, 4.26.24	3
Dane Swanson	3	7	at Johns Hopkins, 3.15.24	3
Jon Jarosz	2	8	Loyola, 4.19.24	4
Max Hewitt	2	8	Holy Cross, 3.23.24	3
Mac Haley	1	3	Mount St. Mary's, 2.3.24	3
Carter Ash	0	1	Queens, 2.5.23	3
Tommy Hovivian	0	1	Boston U., 3.31.23	3
Jeff Lachenmeyer	0	1	Queens, 2.5.23	3

MULTI-ASSIST GMS	2024	CAREER	LAST	A
Xavier Arline	5	11	vs. Lehigh 5.3.24	2
Max Hewitt	3	8	vs. Lehigh 5.3.24	2
Mac Haley	2	6	Colgate, 3.30.24	2
Tommy Hovivian	2	2	Loyola, 4.30.24	2
Jack Flaherty	1	2	Bucknell, 4.26.24	2
Henry Tolker	1	2	Holy Cross, 3.23.24	2
Jackson Peters	1	1	at Johns Hopkins, 3.15.24	2
Dane Swanson	0	4	at Army, 4.23.22	3
Jon Jarosz	0	3	at Bucknell, 4.28.23	2
Carter Ash	0	1	Queens, 2.5.23	4
Paul Garza	0	1	at Loyola, 4.7.23	3
Race Ripley	0	1	at Colgate, 3.11.23	2

GAME LEADERS BY CATEGORY (INCLUDES TIES)

POINTS	2024	RECORD	CAREER	RECORD
Xavier Arline	6	5-1	11	8-3
Henry Tolker	6	2-4	10	4-6
Max Hewitt	2	1-1	13	5-8
Jon Jarosz	2	0-2	8	3-5
Dane Swanson	2	2-0	6	5-1
Tommy Hovivian	2	1-1	2	1-1
Jack Flaherty	1	0-1	2	0-2
Zach Hayashi	1	0-1	1	0-1
Jackson Peters	1	0-1	1	0-1
Mac Haley	0	0-0	3	0-3
Carter Ash	0	0-0	2	1-1
Keegan Houser	0	0-0	1	0-1
Race Ripley	0	0-0	1	0-1

GOALS	2024	RECORD	CAREER	RECORD
Henry Tolker	6	2-4	14	8-6
Max Hewitt	4	3-1	13	6-7
Dane Swanson	3	3-0	8	6-2
Jon Jarosz	2	0-2	9	3-6
Xavier Arline	2	2-0	5	3-2
Tommy Hovivian	2	1-1	3	2-1
Carter Ash	1	1-0	3	2-1
Jack Flaherty	1	0-1	2	0-1
Jackson Peters	1	0-1	1	0-1
Mac Haley	0	0-0	4	0-4
Keegan Houser	0	0-0	1	0-1
Jeff Lachenmeyer	0	0-0	1	1-0

ASSISTS	2024	RECORD	CAREER	RECORD
Xavier Arline	8	3-5	12	6-6
Max Hewitt	6	1-5	12	4-8
Mac Haley	3	2-1	7	4-3
Tommy Hovivian	3	2-1	5	2-3
Dane Swanson	2	0-2	7	2-5
Henry Tolker	2	0-2	5	1-4
Jack Flaherty	2	2-0	3	3-0
Jon Jarosz	1	1-0	4	3-1
Jackson Bonitz	1	1-0	1	1-0
Chad Connolly	1	1-0	1	1-0
Zach Hayashi	1	0-1	1	0-1
Keegan Houser	1	1-0	1	1-0
AJ Marsh	1	0-1	1	0-1
Jackson Peters	1	1-0	1	1-0
Will Schifffenhaus	1	0-1	1	0-1
Bryson Rhee	0	0-0	2	0-2
Carter Ash	0	0-0	1	1-0
Paul Garza	0	0-0	1	1-0
Jeff Lachenmeyer	0	0-0	1	0-1
Race Ripley	0	0-0	1	0-1



2025 NAVY MEN'S LACROSSE

CAREER / SEASON START CHART

Opponent	Attack	Attack	Attack	Midfield	Midfield	Midfield	Defense	Defense	Defense	GK	Different Lineups
Mount St. Mary's	Haley	Tolker	Arline	Jarosz	Swanson	Hewitt	Bonitz	Marsh	LiCalzi	Daly	1
Hofstra	Haley	Tolker	Arline	Jarosz	Swanson	Hewitt	Bonitz	Marsh	LiCalzi	Daly	---
Towson	Haley	Tolker	Arline	Jarosz	Swanson	Hewitt	Bonitz	Marsh	LiCalzi	Daly	---
Penn State	Haley	Tolker	Arline	Jarosz	Swanson	Hewitt	Bonitz	Marsh	LiCalzi	Daly	---
Boston U.	Hovivian	Tolker	Arline	Peters	Haley	Hewitt	Bonitz	Marsh	LiCalzi	Daly	2
Lehigh	Hovivian	Tolker	Arline	Peters	Swanson	Hewitt	Bonitz	McGullam	LiCalzi	Daly	3
Johns Hopkins	Hovivian	Tolker	Arline	Haley	Swanson	Hewitt	Bonitz	McGullam	LiCalzi	Daly	4
Villanova	Hovivian	Tolker	Arline	Haley	Swanson	Hewitt	Bonitz	McGullam	LiCalzi	Daly	---
Holy Cross	Hovivan	Tolker	Arline	Haley	Swanson	Hewitt	Bonitz	McGullam	LiCalzi	Daly	---
Colgate	Hovivian	Tolker	Arline	Haley	Swanson	Hewitt	Bonitz	McGullam	LiCalzi	Daly	---
Lafayette	Hovivian	Tolker	Arline	Haley	Swanson	Hewitt	Bonitz	Marsh	LiCalzi	Daly	5
Army	Ash	Tolker	Arline	Haley	Swanson	Hewitt	Bonitz	McGullam	LiCalzi	Daly	6
Loyola	Jarosz	Tolker	Arline	Haley	Swanson	Hewitt	Bonitz	McGullam	LiCalzi	Daly	7
Bucknell	Jarosz	Tolker	Arline	Conway	Swanson	Hewitt	Bonitz	McGullam	LiCalzi	Daly	8
Loyola	Jarosz	Tolker	Arline	Hovivian	Swanson	Hewitt	Bonitz	McGullam	LiCalzi	Daly	9
Lehigh	Jarosz	Tolker	Arline	Hovivian	Swanson	Hewitt	Bonitz	McGullam	LiCalzi	Daly	---

OFFENSIVE CAREER START CHART

Offense	Yr.	Pos.	Career Starts	Consec. Starts	----- By Year -----			
					2024	'23	'22	'21
Max Hewitt	Sr.	M	50	45	16	16	14	4
Henry Tolker	Jr.	A	43	23	16	13	14	---
Xavier Arline	Sr.	A	31	18	16	10	5	---
Dane Swanson	Sr.	M	40	11	15	5	15	5
Jon Jarosz	Sr.	M	30	4	8	10	4	8
Tommy Hovivian	Sr.	A/M	17	2	9	7	1	0
Mac Haley	So.	A/M	27	0	12	15	---	---
Jack Flaherty	So.	M	80	0	8	---	---	---
Carter Ash	Jr.	A	40	1	3	0	---	---
Jackson Peters	Sr.	M / SSDM	20	2	0	0	0	0
Evan Conway	Jr.	M	10	1	0	0	---	---

DEFENSIVE CAREER START CHART

Defense	Yr.	Pos.	Career Starts	Consec. Starts	----- By Year -----			
					2024	'23	'22	'21
Jackson Bonitz	Sr.	D	55	40	16	16	14	9
Nick LiCalzi	Sr.	D	40	16	16	9	15	0
Dan Daly	So.	GK	18	16	16	2	---	---
Ian McGullam	Jr.	D	10	5	10	0	0	---
AJ Marsh	Fr.	D/LSM	6	0	6	---	---	---

2025 NAVY MEN'S LACROSSE

PLAYER HIGHS

TOP 10 NAVY INDIVIDUAL PERFORMANCES

POINTS

1.	6 (4-2)	Xavier Arline	Hofstra, 2.10
2.	5 (3-2)	Xavier Arline	at Lafayette, 4.6
	5 (3-2)	Xavier Arline	at Boston U., 3.2
	5 (5-0)	Dane Swanson	at Boston U., 3.2
5.	4 (2-2)	Tommy Hovivian	Loyola PLQ, 4.30
	4 (3-1)	Xavier Arline	Bucknell, 4.26
	4 (4-0)	Jon Jarosz	Loyola, 4.19
	4 (4-0)	Jon Jarosz	at Army, 4.13
	4 (4-0)	Henry Tolkner	at Lafayette, 4.6
	4 (3-1)	Henry Tolkner	Colgate, 3.30
	4 (1-3)	Xavier Arline	Holy Cross, 3.23
	4 (2-2)	Henry Tolkner	Holy Cross, 3.23
	4 (4-0)	Henry Tolkner	at Lehigh, 3.9
	4 (2-2)	Tommy Hovivian	at Boston U., 3.2
	4 (4-0)	Max Hewitt	Mount St. Mary's, 2.3

GOALS

1.	5	Dane Swanson	at Boston U., 3.2
2.	4	Jon Jarosz	Loyola, 4.19
	4	Jon Jarosz	at Army, 4.13
	4	Henry Tolkner	at Lafayette, 4.6
	4	Henry Tolkner	at Lehigh, 3.9
	4	Xavier Arline	Hofstra, 2.10
	4	Max Hewitt	Mount St. Mary's, 2.3
8.	3	Henry Tolkner	vs. Lehigh, 5.3
	3	Xavier Arline	Bucknell, 4.26
	3	Xavier Arline	at Lafayette, 4.6
	3	Henry Tolkner	Colgate, 3.30
	3	Max Hewitt	Holy Cross, 3.23
	3	Dane Swanson	at Johns Hopkins, 3.15
	3	Dane Swanson	at Lehigh, 3.9
	3	Xavier Arline	at Boston U., 3.2
	3	Henry Tolkner	at Boston U., 3.2
	3	Xavier Arline	Mount St. Mary's, 2.3
	3	Mac Haley	Mount St. Mary's, 2.3

ASSISTS

1.	3	Xavier Arline	Holy Cross, 3.23
	3	Max Hewitt	at Boston U., 3.2
3.	2	13 times; last by	
		Xavier Arline & Max Hewitt	vs. Lehigh, 5.3

SHOTS

1.	11	Xavier Arline	at Lafayette, 4.6
	11	Henry Tolkner	at Lafayette, 4.6
	11	Henry Tolkner	at Boston U., 3.2
4.	9	Xavier Arline	Bucknell, 4.26
	9	Jon Jarosz	Loyola, 4.19
	9	Henry Tolkner	at Lehigh, 3.9
7.	8	Max Hewitt	Bucknell, 4.26
	8	Dane Swanson	Loyola, 4.19
	8	Dane Swanson	Colgate, 3.30
	8	Dane Swanson	at Johns Hopkins, 3.15
	8	Dane Swanson	at Boston U., 3.2
	8	Max Hewitt	Mount St. Mary's, 2.3

SAVES

1.	18	Dan Daly	Loyola PLQ, 4.30
2.	15	Dan Daly	Colgate, 3.30
	15	Dan Daly	Villanova, 3.19
4.	14	Dan Daly	Bucknell, 4.26
	14	Dan Daly	at Army, 4.13
	14	Dan Daly	at Boston U., 3.2
	14	Dan Daly	Penn State, 2.24
8.	12	Dan Daly	Loyola, 4.19
	12	Dan Daly	at Johns Hopkins, 3.15
	12	Dan Daly	Hofstra, 2.10

GROUND BALLS

1.	12	Zach Hayashi	Bucknell, 4.26
2.	11	Zach Hayashi	Loyola PLQ, 4.30
3.	10	Zach Hayashi	at Boston U., 3.2
4.	9	Zach Hayashi	Colgate, 3.30
5.	8	Zach Hayashi	Loyola, 4.19

NAVY HIGHS

Points	27	2x; last vs. Holy Cross, 3.23
Goals	19	Mount St. Mary's, 2.3
Goals in Qtr.	6	4x; last vs. Holy Cross, 3.23
Assists	11	at Boston U., 3.2
Shots	52	Mount St. Mary's, 2.3
Shots on Goal	31	Mount St. Mary's, 2.3
Shots in Qtr.	17	Mount St. Mary's, 2.3
Saves	18	Loyola PLQ, 4.30
Ground Balls	42	2x; last at Boston U., 3.2
Ground Balls in Qtr.	17	at Boston U., 3.2
Faceoff Wins	20	2x; last vs. Bucknell, 4.26
Faceoff Attempts	29	at Boston U., 3.2
Faceoff Pct.	71.4 (20-28)	Bucknell, 4.26
Clear Pct.	1.000 (14-14)	vs. Lehigh, 5.3
Extra-Man Goals	4	2x; last vs. Lehigh, 5.3
Extra-Man Pct.	1.000	Loyola, 4.19
Penalties	5	at Boston U., 3.2
Penalty Minutes	4:30	Holy Cross, 3.23

NAVY LOWS

Points	5 (3-2)	Penn State, 2.24
Goals	3	Penn State, 2.24
Goals in Qtr.	0	5x; last at Army, 4.13
Assists	2	Penn State, 2.24
Shots	28	vs. Lehigh, 5.3
Shots on Goal	16	at Towson, 2.17
Shots in Qtr.	4	Penn State, 2.24
Saves	7	vs. Lehigh, 5.3
Ground Balls	23	at Towson, 2.17
Ground Balls in Qtr.	3	2x; last vs. Villanova, 3.19
Faceoff Wins	9	Villanova, 3.19
Faceoff Attempts	20	Penn State, 2.24
Faceoff Pct.	37.5 (9-24)	Villanova, 3.19
Clear Pct.	65.2 (15-23)	Colgate, 3.30
Extra-Man Goals	0	5x; last at Lafayette, 4.6
Extra-Man Pct.	0.00	5x; last at Lafayette, 4.6
Penalties	0	at Johns Hopkins, 3.15
Penalty Minutes	0:00	at Johns Hopkins, 3.15

6.	7	Zach Hayashi	at Johns Hopkins, 3.15
	7	Jackson Bonitz	at Boston U., 3.2
	7	Zach Hayashi	Penn State, 2.24
9.	6	Zach Hayashi	at Army, 4.13
	6	Zach Hayashi	Villanova, 3.19
	6	Jackson Peters	at Boston U., 3.2
	6	Jackson Bonitz	Mount St. Mary's, 2.3

CAUSED TURNOVERS

1.	4	Jackson Bonitz	at Boston U., 3.2
2.	3	Jackson Bonitz	Loyola, 4.19
	3	Jackson Bonitz	at Lafayette, 4.6
	3	Jacob Darrow	Villanova, 3.19
	3	Jackson Bonitz	at Towson, 2.17
	3	Jack Norton	Hofstra, 2.10
	3	Jackson Bonitz	Mount St. Mary's, 2.3

TURNOVERS

1.	5	Dane Swanson	vs. Lehigh, 5.3
2.	4	Tommy Hovivian	Loyola PLQ, 4.30
	4	Mac Haley	at Boston U., 3.2
4.	3	Xavier Arline	Loyola PLQ, 4.30
	3	Henry Tolkner	Loyola PLQ, 4.30
	3	Max Hewitt	Bucknell, 4.26
	3	Xavier Arline	Colgate, 3.30
	3	Jackson Bonitz	Villanova, 3.19
	3	Dane Swanson	at Johns Hopkins, 3.15
10.	2	By several players	

FACEOFF WINS

1.	20	Zach Hayashi	Bucknell, 4.26
2.	19	Zach Hayashi	at Boston U., 3.2
3.	18	Zach Hayashi	Loyola PLQ, 4.30

OPPONENT HIGHS

Points	28 (17-11)	Towson, 2.17
Goals	17	Towson, 2.17
Goals in Qtr.	6	4x; last by Army, 4.13
Assists	11	Towson, 2.17
Shots	48	Colgate, 3.30
Shots on Goal	29	Villanova, 3.19
Shots in Qtr.	16	Penn State, 2.24
Saves	19	Army, 4.13
Ground Balls	45	Villanova, 3.19
Ground Balls in Qtr.	14	Holy Cross, 3.23
Faceoff Wins	15	Villanova, 3.19
Faceoff Attempts	29	Boston U., 3.2
Faceoff Pct.	62.5 (14-22)	Villanova, 3.19
Clear Pct.	1.000 (16-16)	Lehigh, 3.9
Extra-Man Goals	3	Lehigh, 5.3
Extra-Man Pct.	1.000	2x; last by Loyola, 4.19
Penalties	7	Lehigh, 5.3
Penalty Minutes	6:00	Holy Cross, 3.23

OPPONENT LOWS

Points	9 (6-3)	Mount St. Mary's, 2.3
Goals	6	Mount St. Mary's, 2.3
Goals in Qtr.	0	5x; last by Army, 4.13
Assists	0	Lehigh, 3.9
Shots	31	2x; last by Lehigh, 5.3
Shots on Goal	14	Mount St. Mary's, 2.3
Shots in Qtr.	3	Holy Cross, 3.23
Saves	8	2x; last by Holy Cross, 3.23
Ground Balls	19	Mount St. Mary's, 2.3
Ground Balls in Qtr.	2	Lafayette, 4.6
Faceoff Wins	8	Bucknell, 4.26
Faceoff Attempts	20	Penn State, 2.24
Faceoff Pct.	28.6 (8-28)	Bucknell, 4.26
Clear Pct.	78.3 (18-23)	Colgate, 3.30
Extra-Man Goals	0	8x; last by Loyola PLQ, 4.30
Extra-Man Pct.	00.0	8x; last by Loyola PLQ, 4.30
Penalties	1	2x; last by Penn State, 2.24
Penalty Minutes	0:30	Hofstra, 2.10

4.	16	Zach Hayashi	Hofstra, 2.10
5.	14	Zach Hayashi	Loyola, 4.19
	14	Zach Hayashi	Mount St. Mary's, 2.3
7.	13	Zach Hayashi	Colgate, 3.30
	13	Zach Hayashi	at Johns Hopkins, 3.15
	13	Zach Hayashi	at Lehigh, 3.9
10.	12	Zach Hayashi	at Army, 4.13
	12	Zach Hayashi	at Towson, 2.17

FACEOFF ATTEMPTS

1.	28	Zach Hayashi	Bucknell, 4.26
2.	27	Zach Hayashi	at Boston U., 3.2
3.	26	Zach Hayashi	Loyola PLQ, 4.30
	26	Zach Hayashi	Loyola, 4.19
	26	Zach Hayashi	at Towson, 2.17
6.	25	Zach Hayashi	at Army, 4.13
	25	Zach Hayashi	at Lehigh, 3.9
8.	24	Zach Hayashi	Villanova, 3.19
9.	23	Zach Hayashi	at Lafayette, 4.6
	23	Zach Hayashi	at Johns Hopkins, 3.15
	23	Zach Hayashi	Hofstra, 2.10

FACEOFF PCT. (MIN. 10 ATT)

1.	71.4 (20-28)	Zach Hayashi	Bucknell, 4.26
	71.4 (10-14)	Joey Bucci	Holy Cross, 3.23
3.	70.4 (19-27)	Zach Hayashi	at Boston U., 3.2
4.	69.6 (16-23)	Zach Hayashi	Hofstra, 2.10
5.	69.2 (18-26)	Zach Hayashi	Loyola PLQ, 4.30
6.	66.7 (14-21)	Zach Hayashi	Mount St. Mary's, 2.3
	66.7 (8-12)	Zach Hayashi	Holy Cross, 3.23
8.	59.1 (13-22)	Zach Hayashi	Colgate, 3.30
9.	57.9 (11-19)	Zach Hayashi	Penn State, 2.24
10.	56.5 (13-23)	Zach Hayashi	at Johns Hopkins, 3.15



2025 NAVY MEN'S LACROSSE

2024 BOX SCORES

GAME 1 • NAVY 19, MOUNT ST. MARY'S 6 FEB. 3, 2024 | ANNAPOLIS, MD.

Score By Quarters	1	2	3	4	F
Mount St. Mary's (0-1)	2	1	1	2	-- 6
Navy (1-0, 0-0 PL)	2	6	5	6	-- 19

Scoring Summary			H-V
1	13:54	M Giblin from Barrett	0-1
1	8:34	N Arline unassisted	1-1
1	7:36	N Arline unassisted	2-1
1	4:56	M Cullen unassisted	2-2
2	11:51	N Marsh unassisted	3-2
2	11:11	N Haley from Connolly	4-2
2	10:20	N Haley from Houser	5-2
2	5:47	N Queen from Bonitz	6-2
2	5:30	N Hewitt unassisted	7-2
2	4:52	N Hewitt unassisted	8-2
2	3:16	M Giblin from Atkinson (EMG)	8-3
3	12:37	N Arline unassisted	9-3
3	10:21	N Haley unassisted	10-3
3	9:00	N Bonitz unassisted	11-3
3	3:45	N Houser unassisted	12-3
3	2:04	M Whitty unassisted	12-4
3	1:22	N Jarosz unassisted	13-4
4	14:24	M McKay from Whitty (EMG)	13-5
4	13:39	M Atkinson unassisted	13-6
4	12:41	N Hewitt from Jarosz	14-6
4	11:45	N Flaherty unassisted	15-6
4	7:06	N Hewitt unassisted (EMG)	16-6
4	5:41	N Tolker from Flaherty	17-6
4	3:54	N Schifffenhaus from Hovivian	18-6
4	2:38	N Lough unassisted	19-6

Team Stats	Mount St. Mary's	Navy
Shots	10-12-11-6=39	17-8-12-15=52
Ground Balls	4-4-5-6=19	9-8-15-9=41
Faceoffs	10-28, 35.7	18-28, 64.3
Clears	21-22, 95.5	25-27, 92.6
Extra-Man	2-2, 1.000	1-2, 50.0
Saves	4-1-2-5=12	2-3-2-1=8
Turnovers	4-4-5-2=15	5-3-4-0=12

MOUNT ST. MARY'S:

Scoring: Atkinson 1-1=2, Giblin 2-0=2, Whitty 1-1=2, Barrett 0-1=1, Cullen 1-0=1, McKay 1-0=1

Goalkeeping: Peters (L, 56:06, 10 svs, 18 GA); McGinley (3:54, 2 svs, 1 GA)

Faceoffs: Holobinko 9-23, Chodnicki 1-5

NAVY:

Scoring: Hewitt 4-0=4, Arline 3-0=3, Haley 3-0=3, Bonitz 1-1=2, Flaherty 1-1=2, Houser 1-1=2, Jarosz 1-1=2, Connolly 0-1=1, Hovivian 0-1=1, Lough 1-0=1, Marsh 1-0=1, Queen 1-0=1, Schifffenhaus 1-0=1, Tolker 1-0=1

Goalkeeping: Daly (W, 45:00, 7 svs, 4 GA); Craven (9:58, 1 svs, 2 GA); Calabrese (5:02, 0 svs, 0 GA)

Faceoffs: Hayashi 14-21, Bucci 4-7

GAME HIGHLIGHTS / NOTES

- The game was the 11th meeting between the two programs with Navy claiming its 10th victory in the series.
- Max Hewitt was 1 of 12 players to score a goal for the Midshipmen, as he led the way with 4 goals ... both Xavier Arline (Sr / A) and Mac Haley (So / A) turned in hat tricks.
- Co-captain Jackson Bonitz (Sr / D) moved into 4th on Navy's career caused turnovers list with his 3-takeaway effort ... he also led Navy with 6 ground balls.
- Zach Hayashi (Fr) won 14 of the 21 draws (66.7) he took to earn Patriot League Faceoff Specialist of the Week in what was his collegiate debut.

GAME 2 • NAVY 16, HOFSTRA 8 FEB. 10, 2024 | ANNAPOLIS, MD.

Score By Quarters	1	2	3	4	F
Hofstra (1-1)	2	0	2	4	-- 8
Navy (2-0, 0-0 PL)	5	3	3	5	-- 16

Scoring Summary			H-V
1	14:49	N Peters from Marsh	1-0
1	5:53	H Turner from Rudd	1-1
1	4:42	N Peters unassisted	2-1
1	2:55	H Madsen from Roselle	2-2
1	2:19	N Arline from Ash	3-2
1	2:05	N Bonitz unassisted	4-2
1	0:39	N Houser from Flaherty	5-2
2	10:26	N Flaherty from Connolly	6-2
2	3:05	N Tolker from Arline	7-2
2	2:22	N Haley from Jarosz	8-2
3	13:11	H Natalie from Turner	8-3
3	11:34	N Arline unassisted	9-3
3	4:17	H Natalie unassisted	9-4
3	2:59	N Arline unassisted	10-4
3	0:36	N Schifffenhaus from Arline	11-4
4	14:07	N Schifffenhaus unassisted	12-4
4	11:56	N Houser from Schifffenhaus	13-4
4	11:44	N Arline from Kittelberger	14-4
4	10:13	N Rhee unassisted	15-4
4	9:09	H Rudd from Turner	15-5
4	7:43	H Sykes from Veit	15-6
4	4:02	N Flaherty unassisted	16-6
4	1:57	H Madsen unassisted	16-7
4	1:21	H Madsen from Sykes (EMG)	16-8

Team Stats	Hofstra	Navy
Shots	6-5-8-12=31	13-12-8-10=43
Ground Balls	6-6-8-7=27	8-8-5-7=28
Faceoffs	9-26, 34.6	17-26, 65.4
Clears	23-25, 92.0	21-22, 95.5
Extra-Man	1-3, 33.3	0-1, 00.0
Saves	2-4-2-0=8	2-2-5-5=14
Turnovers	4-7-2-2=15	4-3-6-3=16

HOFSTRA:

Scoring: Madsen 3-0=3, Turner 1-2=3, Natalie 2-0=2, Rudd

1-1=2, Sykes 1-1=2, Roselle 0-1=1, Veit 0-1=1

Goalkeeping: Henderson (L, 60:00, 8 svs, 18 GA)

Faceoffs: Patterson 6-18, Niesman 2-3, Myers 1-5

NAVY:

Scoring: Arline 4-2=6, Flaherty 2-1=3, Schifffenhaus 2-1=3, Peters 2-0=2, Ash 0-1=1, Bonitz 1-0=1, Connolly 0-1=1, Haley 1-0=1, Houser 1-0=1, Jarosz 0-1=1, Kittelberger 0-1=1, Marsh 0-1=1, Rhee 1-0=1, Tolker 1-0=1

Goalkeeping: Daly (W, 55:24, 12 svs, 2 GA); Craven (4:36, 2 svs, 2 GA)

Faceoffs: Hayashi 16-23, Bucci 1-2, Graham 0-1

GAME HIGHLIGHTS / NOTES

- The game was the 22nd meeting between the two programs with Navy claiming its 16th victory in the series.
- The game marked the first time Hofstra had played in Annapolis since 1984 and the first time at the stadium since 1980.
- 9 players accounted for Navy's 16 goals, including Xavier Arline (Sr / A) who paced the team with a career-high tying 4 goals.
- Navy's defense held Hofstra scoreless for more than 19 minutes, while the offense put together a 6-0 run to break away.
- Zach Hayashi (Fr) won 16 of the 23 draws (69.6) he took to earn Patriot League Rookie of the Week honors.

GAME 3 • TOWSON 17, NAVY 5 FEB. 17, 2024 | ANNAPOLIS, MD.

Score By Quarters	1	2	3	4	F
Navy (2-1, 0-0 PL)	1	2	1	1	-- 5
Towson (2-1)	5	6	4	2	-- 17

Scoring Summary			H-V
1	12:51	T DeMaio unassisted	1-0
1	12:01	T Weisshaar unassisted	2-0
1	11:17	T DeMaio unassisted	3-0
1	7:12	N Haley from Swanson	3-1
1	4:17	T Gallagher from Weisshaar	4-1
1	1:21	T Gallagher from Villagomez	5-1
2	13:47	T Weisshaar unassisted	6-1
2	11:24	T Maurer from Morin	7-1
2	9:53	N Jarosz from Schifffenhaus	7-2
2	7:05	T Weisshaar from DeMaio (EMG)	8-2
2	6:59	T Constantinides unassisted	9-2
2	6:25	N Tolker from Hewitt (EMG)	9-3
2	4:43	T DeMaio from Gallagher	10-3
2	0:18	T Weisshaar unassisted	11-3
3	13:28	T Roussel from DeMaio (EMG)	12-3
3	11:28	T Gallagher from Webber	13-3
3	7:40	T Ducommun from DeMaio	14-3
3	6:38	N Tolker unassisted	14-4
3	0:54	T Maurer from DeMaio	15-4
4	12:11	N Landolphi unassisted	15-5
4	8:31	T Spagnolli from DeMaio	16-5
4	6:11	T DeMaio from Weisshaar	17-5

Team Stats	Navy	Towson
Shots	9-15-5-9=38	15-11-9-6=41
Ground Balls	5-8-5-5=23	10-8-8-8=34
Faceoffs	12-26, 46.2	14-26, 53.8
Clears	15-16, 93.8	23-26, 88.5
Extra-Man	1-6, 16.7	2-4, 50.0
Saves	5-2-2-1=10	1-7-1-2=11
Turnovers	4-4-6-5=19	3-4-4-7=18

NAVY:

Scoring: Tolker 2-0=2, Haley 1-0=1, Hewitt 0-1=1, Jarosz 1-0=1, Landolphi 1-0=1, Schifffenhaus 0-1=1, Swanson 0-1=1

Goalkeeping: Daly (L, 60:00, 10 svs, 17 GA)

Faceoffs: Hayashi 12-26

TOWSON:

Scoring: DeMaio 4-5=9, Weisshaar 4-2=6, Gallagher 3-1=4, Maurer 2-0=2, Constantinides 1-0=1, Ducommun 1-0=1, Morin 0-1=1, Roussel 1-0=1, Spagnolli 1-0=1, Villagomez 0-1=1, Webber 0-1=1

Goalkeeping: Downs (W, 60:00, 11 svs, 5 GA)

Faceoffs: Constantinides 14-26

GAME HIGHLIGHTS / NOTES

- The game was the 15th meeting between the two programs and the first since 2015.
- Navy entered the game ranked 10th in shooting percentage (36.8), but shot just 13.2 percent, scoring 5 goals on 38 shots.
- Navy's defense was ranked 7th nationally in goals allowed per game (7.00), but gave up the most goals since dropping a 17-6 game to #7 Villanova last March.
- Zach Hayashi (Fr) played a solid game, winning 12 of 26 draws (46.2) against one of the best faceoff specialists in Towson history.
- Mac Haley (So / A) extended his point-scoring streak to 9-consecutive games with his goal to put the Mids on the scoreboard in the first quarter



2025 NAVY MEN'S LACROSSE

2024 BOX SCORES

GAME 4 • #12 PENN STATE 13, NAVY 3 FEB. 24, 2024 | ANNAPOLIS, MD.

Score By Quarters	1	2	3	4	F
Penn State (3-1)	4	1	3	5	-- 13
Navy (2-2, 0-0 PL)	0	2	1	0	-- 3

Scoring Summary				H-V
1	14:16	PS	Peden from Morin	0-1
1	13:03	PS	Peden from Mercer	0-2
1	10:37	PS	Traynor unassisted	0-3
1	2:36	PS	Malone from Traynor	0-4
2	12:57	N	Hewitt unassisted	1-4
2	4:19	N	Flaherty from Arline	2-4
2	1:52	PS	Peden from Long	2-5
3	14:50	N	Peters from Hayashi	3-5
3	9:08	PS	Traynor from Malone	3-6
3	5:21	PS	Walstrum from Malone	3-7
3	3:34	PS	Morin unassisted	3-8
4	13:08	PS	Long from Costin	3-9
4	11:10	PS	Peden unassisted	3-10
4	10:13	PS	Traynor unassisted	3-11
4	8:02	PS	Long from Traynor	3-12
4	2:19	PS	Costin unassisted	3-13

Team Stats	Penn State	Navy
Shots	12-6-16-11=45	9-14-8-4=35
Ground Balls	9-5-8-9=31	10-14-12-5=41
Faceoffs	9-20, 45.0	11-20, 55.0
Clears	20-25, 80.0	16-21, 76.2
Extra-Man	0-1, 00.0	0-1, 00.0
Saves	4-6-3-2=15	4-2-5-3=14
Turnovers	4-4-3-4=15	7-3-5-4=19

PENN STATE:

Scoring: Traynor 3-2=5, Peden 4-0=4, Long 2-1=3, Malone 1-2=3, Costin 1-1=2, Morin 1-1=2, Mercer 0-1=1, Walstrum 1-0=1

Goalkeeping: Fracyon (W, 57:41, 15 svs, 3 GA), Johnson (2:19, 0 svs, 0 GA)

Faceoffs: Baldwin 2-9, Mullins 7-11

NAVY:

Scoring: Arline 0-1=1, Flaherty 1-0=1, Hayashi 0-1=1, Hewitt 1-0=1, Peters 1-0=1

Goalkeeping: Daly (L, 60:00, 14 svs, 13 GA)

Faceoffs: Hayashi 11-19, Bucci 0-1

GAME HIGHLIGHTS / NOTES

- The game was the 39th meeting between the two programs, but the first since 2003 when the two teams were members of the ECAC Lacrosse League.
- The 3 goals by the Mids were the fewest since dropping an 11-3 game to #17 Penn on March 6, 2018.
- Penn State held Navy scoreless for the first 17:03 of the game and the final 29:50 of the contest.
- After Navy closed to within 2 goals thanks to a Jackson Peters (Sr / SSDM) goal off the faceoff win by Zach Hayashi (Fr), Penn State rattle off 8-consecutive goals to capture the 10-goal win.
- Hayashi (Fr) dominated the faceoffs in the opening half, winning 7 of the 9 draws ... Penn State inserted Chase Mullins into the game in the second half, who won 7 of the 11 draws over the final 30 minutes.
- Dan Daly (So / GK) finished the game with a career-high 14 saves

GAME 5 • NAVY 16, BOSTON U. 9 MARCH 2, 2024 | BOSTON, MASS.

Score By Quarters	1	2	3	4	F
Navy (3-2, 1-0 PL)	4	3	3	6	-- 16
Boston U. (3-2, 0-1 PL)	4	2	0	3	-- 9

Scoring Summary				H-V
1	14:12	N	Arline from Hewitt	0-1
1	12:55	B	Jepson from Brown	1-1
1	12:41	N	Bonitz unassisted	1-2
1	9:50	B	D'Alto from Lipton	2-2
1	6:24	N	Swanson unassisted	2-3
1	5:41	B	Kelly from D'Alto	3-3
1	2:28	B	Kelly from D'Alto	4-3
1	2:09	N	Peters unassisted	4-4
2	12:58	B	Bourque unassisted	5-4
2	9:00	N	Tolker from Hovivian	5-5
2	8:40	N	Swanson from Haley (EMG)	5-6
2	4:15	N	Swanson from Hewitt (EMG)	5-7
2	3:33	B	Perfetto unassisted	6-7
3	14:43	N	Peters from Bonitz	6-8
3	9:00	N	Swanson unassisted	6-9
3	3:50	N	Tolker from Marsh (MDG)	6-10
4	14:25	N	Hovivian from Arline	6-11
4	12:44	N	Hovivian from Arline	6-12
4	11:44	B	Bourque unassisted	7-12
4	10:19	B	Kelly from Bourque	8-12
4	9:02	N	Swanson from Hewitt	8-13
4	8:17	N	Arline from Houser	8-14
4	6:14	B	Cates unassisted	9-14
4	2:36	N	Arline unassisted	9-15
4	2:13	N	Tolker from Hovivian	9-16

Team Stats	Navy	Boston U.
Shots	15-12-10-12=49	12-13-8-7=40
Ground Balls	10-8-7-17=42	7-9-11-7=34
Faceoffs	20-29, 69.0	9-29, 31.0
Clears	22-23, 95.7	21-23, 91.3
Extra-Man	2-4, 50.0	0-5, 00.0
Saves	4-4-5-1=14	2-4-4-4=14
Turnovers	5-3-4-3=15	2-3-7-5=17

NAVY:

Scoring: Arline 3-2=5, Swanson 5-0=5, Hovivian 2-2=4, Hewitt 0-3=3, Tolker 3-0=3, Bonitz 1-1=2, Peters 2-0=2, Haley 0-1=1, Houser 0-1=1, Marsh 0-1=1

Goalkeeping: Daly (W, 60:00, 14 svs, 9 GA)

Faceoffs: Hayashi 19-27, Bucci 1-2

BOSTON U.:

Scoring: Bourque 2-1=3, D'Alto 1-2=3, Kelly 3-0=3, Brown 0-1=1, Cates 1-0=1, Jepson 1-0=1, Lipton 0-1=1, Perfetto 1-0=1

Goalkeeping: Barnes (L, 60:00, 14 svs, 16 GA)

Faceoffs: Calderone 7-19, Fritz 2-9, Rindos 0-1

GAME HIGHLIGHTS / NOTES

- It was the Patriot League opener for both programs.
- Navy held Boston U. scoreless for nearly 22 minutes between the 2nd and 4th quarters with Navy going on a 5-0 run to build a 12-6 lead.
- Zach Hayashi (Fr) garnered Patriot League Rookie of the Week and Faceoff Specialist of Week honors after dominating the game ... he won 19 of the 27 draws (70.4) he took, while grabbing a team-high 10 ground balls.
- Dane Swanson (Sr / M) came into the game without a goal, but targeted 5 of his 8 shots to lead the Mids.
- Henry Tolker (Jr / A) used a Max Hewitt pass to convert Navy's first man-down goal since Chris Fennell's goal against Holy Cross in 2015.

GAME 6 • LEHIGH 12, NAVY 10 MARCH 9, 2024 | BETHLEHEM, PA.

Score By Quarters	1	2	3	4	F
Navy (3-3, 1-1 PL)	3	0	4	3	-- 10
Lehigh (3-1, 1-0 PL)	1	3	4	4	-- 12

Scoring Summary				H-V
1	11:23	L	Kelly unassisted	1-0
1	9:25	N	Peters from Hewitt	1-1
1	4:14	N	Tolker from Hewitt	1-2
1	1:04	N	Tolker unassisted	1-3
2	9:42	L	Eierman unassisted	2-3
2	6:17	L	Rodny unassisted	3-3
2	1:14	L	Mullen unassisted	4-3
3	14:41	N	Swanson unassisted	4-4
3	10:29	L	Kelly unassisted	5-4
3	9:47	L	Rodny unassisted	6-4
3	6:13	L	Polonkey unassisted	7-4
3	4:01	N	Haley unassisted	7-5
3	3:20	L	Kelly unassisted	8-5
3	2:57	N	Swanson unassisted	8-6
3	2:00	N	Tolker from Haley	8-7
4	13:02	L	Rodny unassisted	9-7
4	10:46	N	Tolker from Peters	9-8
4	7:17	N	Swanson unassisted	9-9
4	6:10	L	Kelly unassisted	10-9
4	5:22	N	Haley unassisted	10-10
4	5:00	L	Armstrong unassisted	11-10
4	0:37	L	Cole unassisted	12-10

Team Stats	Navy	Lehigh
Shots	14-10-7-9=40	7-9-9=8=33
Ground Balls	9-5-6-6=26	6-7-6-6=25
Faceoffs	13-25, 52.0	12-25, 48.0
Clears	16-21, 76.2	16-16, 1.000
Extra-Man	0-4, 00.0	0-1, 00.0
Saves	3-3-1-3=10	6-6-0-4=16
Turnovers	5-2-4-4=15	3-1-5-4=13

NAVY:

Scoring: Tolker 4-0=4, Haley 2-1=3, Swanson 3-0=3, Hewitt 0-2=2, Peters 1-1=2

Goalkeeping: Daly (L, 60:00, 10 svs, 12 GA)

Faceoffs: Hayashi 13-25

LEHIGH:

Scoring: Kelly 4-0=4, Rodny 3-0=3, Armstrong 1-0=1, Cole 1-0=1, Eierman 1-0=1, Mullen 1-0=1, Polonkey 1-0=1

Goalkeeping: Pecora (W, 60:00, 16 svs, 10 GA)

Faceoffs: Dow 8-17, Brock 4-8

GAME HIGHLIGHTS / NOTES

- The game was the 46th meeting between the two programs with Lehigh extending its winning streak to 8 in a row against the Mids.
- Henry Tolker (Jr / A) and Dane Swanson (Sr / M) led the offense with 4 and 3 goals, respectively ... Navy had won 8-consecutive games when at least one player turned in a hat trick and 11 in a row when 2 players posted a hat trick.
- After Navy held Lehigh scoreless for 16:41 between the first and second quarters and built a 3-1 lead, the Mountain Hawks did the same, holding the Mids without a goal for 16:24 and held a 4-3 at halftime.
- Jackson Bonitz (Sr / D) did a fantastic job marking 2023 Patriot League Offensive Player of the Year Scott Cole, holding the attackman scoreless ... Cole's lone point came in the form of a goal with 36.8 seconds left in the game when he intercepted Dan Daly's (So / GK) clearing pass and poked it into an empty net.



2025 NAVY MEN'S LACROSSE

2024 BOX SCORES

GAME 7 • NAVY 10, #8 JOHNS HOPKINS 9 (OT) MARCH 15, 2024 | BALTIMORE, MD.

Score By Quarters	1	2	3	4	OT	F
Navy (4-3, 1-1 PL)	2	3	4	0	1	10
Johns Hopkins (5-3)	6	0	1	2	0	9

Scoring Summary			H-V
1 12:41	JH	Degnon from Angelus	1-0
1 11:55	JH	Chauvette unassisted	2-0
1 11:08	N	Hovivian from Arline	2-1
1 9:03	JH	Chauvette from Grimes	3-1
1 6:40	JH	Bauer unassisted	4-1
1 5:03	JH	Jaronski unassisted	5-1
1 3:05	JH	Degnon unassisted	6-1
1 2:55	N	Conway from LaRocco	6-2
2 7:35	N	Swanson unassisted	6-3
2 3:42	N	Tolker from Hewitt (EMG)	6-4
2 0:56	N	Swanson from Haley	6-5
3 14:53	N	Hayashi unassisted	6-6
3 10:24	JH	Collison from Peshko	7-6
3 7:58	N	Arline from Peters	7-7
3 3:16	N	Swanson from Haley	7-8
3 1:21	N	Tolker from Peters	7-9
4 6:03	JH	Degnon from Collison	8-9
4 2:46	JH	Peshko from Angelus	9-9
OT 3:16	N	Hewitt unassisted	9-10

Team Stats	Navy	Johns Hopkins
Shots	10-7-9-5-2=33	14-8-6-11-0=39
Ground Balls	9-6-11-3-1=30	9-5-9-7-0=30
Faceoffs	13-23, 56.5	10-23, 43.5
Clears	20-24, 83.3	21-24, 87.5
Extra-Man	1-2, 50.0	0-0, 00.0
Saves	3-4-0-5-0=12	3-3-3-0-0=9
Turnovers	4-2-6-5-0=17	2-4-6-2-0=14

NAVY:

Scoring: Swanson 3-0=3, Arline 1-1=2, Haley 0-2=2, Hewitt 1-1=2, Peters 0-2=2, Tolker 2-0=2, Conway 1-0=1, Hayashi 1-0=1, Hovivian 1-0=1, LaRocco 0-1=1
Goalkeeping: Daly (W, 60:44, 12 svs, 9 GA)
Faceoffs: Hayashi 13-23

JOHNS HOPKINS:

Scoring: Degnon 3-0=3, Angelus 0-2=2, Chauvette 2-0=2, Collison 1-1=2, Peshko 1-1=2, Bauer 1-0=1, Grimes 0-1=1, Jaronski 1-0=1
Goalkeeping: Ierlan (L, 60:44, 9 svs, 10 GA)
Faceoffs: Dunn 10-21, Callahan 0-2

GAME HIGHLIGHTS / NOTES

- It was just the 6th overtime game in series history (2000, '04, '05, '10, '16, '24) and only the 2nd time Navy has beaten the Blue Jays in overtime (2010, '24).
- It was only the 9th time in series history that Navy has beaten Johns Hopkins on its home field.
- Max Hewitt (Sr / M) scored the game-winner in 2022 at Homewood Field and once again hit the game-winner in this year's contest in Baltimore.
- Johns Hopkins built a 6-1 lead in the opening quarter, but Navy's defense held the Blue Jays to just 3 goals over the final 45-plus minutes ... Hopkins was held scoreless for two stints of nearly 20 minutes (22:41 and 19:21).
- Dan Daly (So / GK) was stout in goal where he made 12 saves, including 5 in the 4th frame.
- Zach Hayashi (Fr) won the faceoff war 13-10, including the draw in overtime that led to Navy's game-winner ... Hayashi also scored his first-collegiate goal which capped a 5-0 run by the Mids and tied the game at 6-all just 7 seconds into the 3rd quarter.

GAME 8 • VILLANOVA 14, NAVY 7 MARCH 19, 2024 | ANNAPOLIS, MD.

Score By Quarters	1	2	3	4	F
Villanova (5-3)	4	6	2	2	14
Navy (4-4, 1-1 PL)	2	2	1	2	7

Scoring Summary			H-V
1 12:58	V	Michener unassisted	0-1
1 7:42	N	Hovivian from Tolker	1-1
1 3:32	V	McIntire unassisted	1-2
1 2:40	N	Hewitt from Arline	2-2
1 1:41	V	Licata from Michener	2-3
1 0:50	V	Boes unassisted	2-4
2 14:18	V	Zupicich from Kopecky	2-5
2 11:48	N	Tolker from Hewitt	3-5
2 10:00	N	Tolker from Swanson	4-5
2 8:35	V	Martin from Boes	4-6
2 6:42	V	Lucchesi unassisted	4-7
2 4:47	V	Michener unassisted	4-8
2 1:13	V	Licata unassisted	4-9
2 0:00	V	Lucchesi from Licata	4-10
3 11:40	V	Newton from Licata	4-11
3 10:34	V	McIntire from Michener	4-12
3 2:31	N	Swanson from Hovivian	5-12
4 8:55	N	Flaherty unassisted	6-12
4 7:56	V	McIntire from Michener (EMG)	6-13
4 5:49	N	Hovivian unassisted	7-13
4 2:04	V	Licata unassisted	7-14

Team Stats	Villanova	Navy
Shots	11-15-6-12=44	10-10-7-10=37
Ground Balls	12-12-10-11=45	13-13-10-3=39
Faceoffs	15-24, 62.5	9-24, 37.5
Clears	22-25, 88.0	17-23, 73.9
Extra-Man	1-2, 50.0	0-3, 00.0
Saves	3-6-3-4=16	4-5-2-4=15
Turnovers	5-5-6-5=22	5-4-8-2=19

VILLANOVA:

Scoring: Licata 3-2=5, Michener 2-3=5, McIntire 3-0=3, Boes 1-1=2, Lucchesi 2-0=2, Kopecky 0-1=1, Martin 1-0=1, Newton 1-0=1, Zupicich, 1-0=1
Goalkeeping: Wilson (W, 60:00, 15 svs, 7 GA)
Faceoffs: Coppola 14-22, Cunningham 1-2

NAVY:

Scoring: Hovivian 2-1=3, Tolker 2-1=3, Hewitt 1-1=2, Swanson 1-1=2, Arline 0-1=1, Flaherty 1-0=1
Goalkeeping: Daly (L, 60:00, 15 svs, 14 GA)
Faceoffs: Hayashi 9-24

GAME HIGHLIGHTS / NOTES

- The game marked just the 2nd meeting between the two programs and Villanova's first trip to Annapolis.
- Villanova went on a 7-0 run between the 2nd (5-0) and 3rd quarters (2-0), holding Navy without a goal for 22:29.
- Navy's defense held Villanova without a goal for 17:38 in the 3rd and 4th quarters, but the Mids managed just 2 goals during that frame.
- Zach Hayashi (Fr) had an epic battle with 5th-year faceoff specialist Justin Coppola. The two came in ranked 16th and 12th respectively in winning percentage. Coppola (14-22) and Ryan Cunningham (1-2) combined to win 15 of the 24 draws, while Hayashi won just 9 of the 24 draws.
- Dan Daly (So / GK) produced a then career-high 15 saves.
- Jacob Darrow (Jr / LSM) led the Mids with a career-high 3 caused turnovers, while Jackson Bonitz (Sr / D) moved into 20th on Navy's single-season takeaways list.

GAME 9 • NAVY 17, HOLY CROSS 7 MARCH 23, 2024 | ANNAPOLIS, MD.

Score By Quarters	1	2	3	4	F
Holy Cross (2-6, 0-4 PL)	3	1	0	3	7
Navy (5-4, 2-1 PL)	4	2	5	6	17

Scoring Summary			H-V
1 13:11	N	Arline from Hovivian	1-0
1 12:47	N	Hewitt unassisted	2-0
1 11:37	HC	Major from Webster	2-1
1 10:30	HC	Stahl unassisted	2-2
1 7:39	HC	Messineo from Mitchell (EMG)	2-3
1 4:42	N	Hovivian from Tolker	3-3
1 4:35	N	Hayashi unassisted	4-3
2 10:05	N	Peters from Arline	5-3
2 5:27	HC	Ward from Major	5-4
2 3:23	N	Hewitt unassisted	6-4
3 14:19	N	Tolker from Peters	7-4
3 13:07	N	Hewitt from Swanson	8-4
3 10:23	N	Houser from Conway	9-4
3 9:42	N	Tolker unassisted	10-4
3 5:34	N	Swanson from Arline (EMG)	11-4
4 14:15	N	Haley unassisted	12-4
4 12:08	HC	Ward unassisted	12-5
4 11:22	N	Garza from Arline	13-5
4 10:39	N	Houser unassisted	14-5
4 10:21	N	Peters unassisted	15-5
4 9:28	N	Ash from Tolker (EMG)	16-5
4 5:54	N	Ash from Ripley	17-5
4 5:42	HC	Bonomo from Reding	17-6
4 2:21	HC	Kratovil from Bonomo	17-7

Team Stats	Holy Cross	Navy
Shots	13-4-3-13=33	8-12-7-11=38
Ground Balls	10-6-3-14=33	10-6-11-12=39
Faceoffs	10-28, 35.7	18-28, 64.3
Clears	21-24, 87.5	26-30, 86.7
Extra-Man	1-4, 25.0	2-4, 50.0
Saves	2-5-0-1=8	3-1-3-4=11
Turnovers	6-7-4-4=21	6-6-6-8=26

HOLY CROSS:

Scoring: Bonomo 1-1=2, Major 1-1=2, Ward 2-0=2, Kratovil 1-0=1, Messineo 1-0=1, Mitchell 0-1=1, Reding 0-1=1, Stahl 1-0=1, Webster 0-1=1
Goalkeeping: Friers (L, 30:00, 7 svs, 6 GA); Long (27:17, 0 svs, 11 GA); Stanton (2:43, 1 sv, 0 GA)
Faceoffs: Golden 5-8, DePiero 3-8, Larson 1-7, Ouhrabka 1-5

NAVY:

Scoring: Arline 1-3=4, Tolker 2-2=4, Hewitt 3-0=3, Peters 2-1=3, Ash 2-0=2, Houser 2-0=2, Hovivian 1-1=2, Swanson 1-1=2, Conway 0-1=1, Garza 1-0=1, Haley 1-0=1, Hayashi 1-0=1, Ripley 0-1=1
Goalkeeping: Daly (W, 49:50, 7 svs, 5 GA); Craven (6:07, 3 svs, 1 GA); Calabrese (4:03, 1 sv, 1 GA)
Faceoffs: Hayashi 8-12, Bucci 10-14, M. Thomas 0-2

GAME HIGHLIGHTS / NOTES

- Navy used an 11-1 run to open the second half and extend a 2-goal halftime lead (6-4) to a 12-goal advantage (17-5) with just under 6 minutes to go.
- Joey Bucci (Fr / FO), a walk-on, came in relief of starter Zach Hayashi (Fr / FO) in the second half and won 10 of the 14 draws, including going 5 of 6 in the third quarter when the Mids outscored the Crusaders 5-0.
- With a pair of ground balls, co-captain Jackson Bonitz (Sr / D) joined Navy's career ground balls top-20 list.



2025 NAVY MEN'S LACROSSE

2024 BOX SCORES

GAME 10 • NAVY 10, #17 COLGATE 9 MARCH 30, 2024 | ANNAPOLIS, MD.

Score By Quarters	1	2	3	4	F
Colgate (6-4, 3-1 PL)	3	1	2	3	-- 9
Navy (6-4, 3-1 PL)	0	3	4	3	-- 10

Scoring Summary				H-V
1	13:48	C	Minicus from R. Connor	0-1
1	9:52	C	Drouin unassisted	0-2
1	2:01	C	Favaro unassisted	0-3
2	8:06	C	Turner from Drouin	0-4
2	5:24	N	Hovivian from Tolker	1-4
2	3:12	N	Tolker from Bonitz	2-4
2	2:32	N	Garza unassisted	3-4
3	14:28	C	Turner from Sposita	3-5
3	13:38	N	Hewitt from Arline	4-5
3	9:25	N	Swanson from Haley (EMG)	5-5
3	7:05	N	Tolker from Hovivian	6-5
3	3:19	C	Trumble unassisted	6-6
3	2:45	N	Tolker from Flaherty	7-6
4	8:41	N	Swanson from Haley	8-6
4	8:26	C	R. Connor from Yates	8-7
4	5:58	N	Haley from Hewitt	9-7
4	1:36	C	Drouin unassisted	9-8
4	0:40	N	Arline unassisted	10-8
4	0:28	C	Drouin from R. Connor (EMG)	10-9

Team Stats	Colgate	Navy
Shots	14-14-9-11=48	9-10-12-8=39
Ground Balls	10-12-8-7=37	7-8-7-10=32
Faceoffs	9-22, 40.9	13-22, 59.1
Clears	18-23, 78.3	15-23, 65.2
Extra-Man	1-2, 50.0	1-4, 25.0
Saves	4-3-3-3=13	5-5-3-2=15
Turnovers	5-7-6-5=23	7-2-3-8=20

COLGATE:

Scoring: Drouin 3-1=4, R. Connor 1-2=3, Turner 2-0=2, Favaro 1-0=1, Minicus 1-0=1, Sposita 0-1=1, Trumble 1-0=1, Yates 0-1=1
Goalkeeping: LaCombe (L, 60:00, 13 svs, 10 GA)
Faceoffs: Rummel 8-21, Hartzell 1-1

NAVY:

Scoring: Tolker 3-1=4, Haley 1-2=3, Arline 1-1=2, Hewitt 1-1=2, Hovivian 1-1=2, Swanson 2-0=2, Bonitz 0-1=1, Flaherty 0-1=1, Garza 1-0=1
Goalkeeping: Daly (W, 60:00, 15 svs, 9 GA)
Faceoffs: Hayashi 13-22

GAME HIGHLIGHTS / NOTES

- Navy was held without a goal for the first 24:36 of the game, as Colgate built a 4-0 lead.
- Navy scored the final 3 goals of the opening half and held Colgate scoreless for the last 8:06 to trim the Raiders' lead to one (4-3) at the half
- After Colgate scored a goal 32 seconds into the second half, Navy went on a 4-1 run to take the lead for good at 2:45 in the 3rd on a Henry Tolker goal
- Following Xavier Arline's (Sr / A) goal with 40.3 seconds left in the contest, Navy was assessed a 1:00 unreleasable penalty in which Colgate scored on with 28.5 seconds remaining ... the Raiders got a shot off before an errant pass by Colgate secured the win by the Mids.
- Henry Tolker (Jr / A) led Navy with 3 goals and an assist, marking his 3rd hat trick in 4 PL games this spring.
- Dan Daly (So / GK) played a solid game between the pipes where he made 15 saves.
- Zach Hayashi (Fr / FO) won 13 of the 22 draws, including 9 of 13 in the 2nd half and 5 of 6 in the 4th frame.

GAME 11 • NAVY 10, LAFAYETTE 9 APRIL 6, 2024 | EASTON, PA.

Score By Quarters	1	2	3	4	F
Navy (7-4, 4-1 PL)	2	3	2	3	-- 10
Lafayette (4-6, 1-5 PL)	2	2	2	3	-- 9

Scoring Summary				H-V
1	10:09	N	Tolker from Flaherty	0-1
1	8:47	L	Lehman unassisted	1-1
1	7:33	L	Cunniffe unassisted	2-1
1	6:07	N	Hewitt from Swanson	2-2
2	14:53	L	Lehman from Massotto	3-2
2	12:14	N	Arline unassisted	3-3
2	11:07	N	Jarosz unassisted	3-4
2	4:58	N	Arline unassisted	3-5
2	1:34	L	Kopen from Lehman	4-5
3	9:29	L	Mathes unassisted	5-5
3	8:28	N	Tolker from Garza	5-6
3	8:09	N	Arline from Hayashi	5-7
3	3:26	L	Kraham from Lehman	6-7
4	12:35	N	Tolker unassisted	6-8
4	12:23	L	Baloh unassisted	7-8
4	9:58	N	Hovivian from Arline	7-9
4	8:56	L	Sargent unassisted	8-9
4	5:37	L	Lehman unassisted	9-9
4	2:47	N	Tolker from Arline	9-10

Team Stats	Navy	Lafayette
Shots	8-14-15-11=48	11-9-5-13=38
Ground Balls	8-7-11-7=33	5-8-2-11=26
Faceoffs	11-23, 47.8	12-23, 52.2
Clears	23-28, 82.1	20-21, 95.2
Extra-Man	0-3, 00.0	0-0, 00.0
Saves	2-3-1-4=10	2-5-3-1=11
Turnovers	5-2-1-5=13	3-2-4-4=13

NAVY:

Scoring: Arline 3-2=5, Tolker 4-0=4, Flaherty 0-1=1, Garza 0-1=1, Hayashi 0-1=1, Hewitt 1-0=1, Hovivian 1-0=1, Jarosz 1-0=1, Swanson 0-1=1
Goalkeeping: Daly (W, 60:00, 10 svs, 9 GA)
Faceoffs: Hayashi 11-23

LAFAYETTE:

Scoring: Lehman 3-2=5, Baloh 1-0=1, Cunniffe 1-0=1, Kraham 1-0=1, Massotto 0-1=1, Mathes 1-0=1
Goalkeeping: Doherty (L, 60:00, 11 svs, 10 GA)
Faceoffs: Prince 12-23

GAME HIGHLIGHTS / NOTES

- The win marked Navy's third one-goal win of the year and all three were by the identical 10-9 score (Johns Hopkins in overtime, Colgate and Lafayette).
- Henry Tolker (Jr / A) and Xavier Arline (Sr / A) combined to score 7 of Navy's 10 goals ... the two worked together to put the game away with Tolker scoring the game-winning goal (2:47, 4Qtr) off an Arline assist.
- Tolker turned in his 8th multiple-goal performance of the year, including each of the last 7 contests.
- Navy's defense held Lafayette to single digits, marking the 7th game (of 11) in which the Mids have held their opponent under 10 goals.
- Co-captain Jackson Bonitz (Sr / D) led Navy with 3 caused turnovers and in doing so became only the 3rd player in program history to reach 70-career caused turnovers (72).
- Zach Hayashi (Fr / FO) won 11 of 23 faceoffs to move into second on Navy's all-time freshman faceoff wins record book with 139 on the year. He also joined Navy's single-season ground balls list with 4 in the game (64).

GAME 12 • #12 ARMY 13, NAVY 8 APRIL 13, 2024 | WEST POINT, N.Y.

Score By Quarters	1	2	3	4	F
Navy (7-5, 4-2 PL)	1	5	0	2	-- 8
Army (9-2, 4-2 PL)	3	4	0	6	-- 13

Scoring Summary				H-V
1	8:05	A	O'Connor from Plunkett	1-0
1	7:02	A	Plunkett unassisted	2-0
1	5:28	A	Eicher from Plunkett	3-0
1	0:25	N	Jarosz from Arline	3-1
2	10:22	A	Eicher from Burek	4-1
2	9:11	N	Peters unassisted	4-2
2	7:56	A	Fellows from Burek	5-2
2	7:19	A	Plunkett unassisted	6-2
2	7:14	A	Coletti unassisted	7-2
2	4:52	N	Hewitt from Tolker	7-3
2	4:05	N	Jarosz unassisted	7-4
2	3:00	N	Ash from Haley (EMG)	7-5
2	0:06	N	Jarosz unassisted	7-6
3	11:09	N	Hewitt unassisted	7-7
4	9:47	A	Johnson from Sposito	8-7
4	6:33	A	Fellows unassisted	9-7
4	5:29	A	Plunkett from Burek	10-7
4	5:24	A	Fellows from Coletti	11-7
4	4:08	A	Burek from Morin	12-7
4	2:47	N	Jarosz unassisted	12-8
4	0:30	A	Eicher unassisted	13-8

Team Stats	Navy	Army
Shots	12-12-14-8=46	13-12-5-14=44
Ground Balls	7-8-9-5=29	8-10-7-8=33
Faceoffs	12-25, 48.0	13-25, 52.0
Clears	22-27, 81.5	20-21, 95.2
Extra-Man	1-2, 50.0	0-2, 00.0
Saves	4-4-3-3=14	5-3-9-2=19
Turnovers	4-2-2-5=13	5-3-6-2=16

NAVY:

Scoring: Jarosz 4-0=4, Hewitt 2-0=2, Arline 0-1=1, Ash 1-0=1, Haley 0-1=1, Peters 1-0=1, Tolker 0-1=1
Goalkeeping: Daly (L, 60:00, 14 svs, 13 GA)
Faceoffs: Hayashi 12-25

ARMY:

Scoring: Plunkett 3-2=5, Burek 1-3=4, Eicher 3-0=3, Fellows 3-0=3, Coletti 1-1=2, Johnson 1-0=1, Morin 0-1=1, O'Connor 1-0=1, Sposito 0-1=1
Goalkeeping: Byrne (W, 59:40, 19 svs, 9 GA), Chess (0:20, 0 svs, 0 GA)
Faceoffs: Coletti 13-24, Vaccaro 0-1

GAME HIGHLIGHTS / NOTES

- The game marked 104th meeting between the two programs in what is the 7th-longest rivalry in college lacrosse.
- Army snapped a 3-game losing skid to the Mids in games played at Michie Stadium ... it was the Black Knights' first win on their home field in the series since 2014.
- After Navy put together a 5-0 run (4:52 2Qtr - 11:09 4Qtr) and tied the game at 7-7, Army went on a 6-1 run to end the game.
- Jon Jarosz (Sr / A) paced the Mids with a career-high tying 4 goals.
- While Henry Tolker (Jr / A) extended his point-scoring streak to 8 in a row, his 7-game goal-scoring streak was snapped.
- Zach Hayashi (Fr / FO) did a solid job against the nation's #2 faceoff player in Will Coletti ... Coletti came out on top by 1 (13-12).



2025 NAVY MEN'S LACROSSE

2024 BOX SCORES

GAME 13 • LOYOLA 12, NAVY 10

APRIL 19, 2024 | ANNAPOLIS, MD.

Score By Quarters	1	2	3	4	F
Loyola (7-6, 5-2 PL)	4	3	4	1	-- 12
Navy (7-6, 4-3 PL)	1	4	3	2	-- 10

Scoring Summary			H-V
1 14:04	L	Minicus from Kamis	0-1
1 11:01	N	Jarosz unassisted	1-1
1 10:31	L	Binney unassisted	1-2
1 7:25	L	Poitrass unassisted	1-3
1 6:14	L	Poitrass from Kamish	1-4
2 11:44	N	Jarosz unassisted	2-4
2 9:25	L	Kamish from James (EMG)	2-5
2 7:37	N	Tolker from Hewitt (EMG)	3-5
2 6:44	L	Minicus from Lindsey	3-6
2 5:51	N	Arline unassisted	4-6
2 4:01	N	Peters unassisted	5-6
2 0:12	L	Binney from Poitrass	5-7
3 12:36	N	Garza unassisted	6-7
3 8:53	L	James from Lindsey	6-8
3 7:38	L	Poitrass unassisted	6-9
3 7:09	N	Connolly from Marsh	7-9
3 4:55	L	Heuston unassisted	7-10
3 3:45	L	James from Minicus	7-11
3 0:03	N	Jarosz unassisted	8-11
4 13:05	L	James from Sally	8-12
4 8:39	N	Jarosz from Arline	9-12
4 1:40	N	Conway unassisted	10-12

Team Stats	Loyola	Navy
Shots	14-9-10-8=41	10-10-10-15=45
Ground Balls	11-5-11-12=39	7-9-4-10=30
Faceoffs	12-26, 46.2	14-26, 53.8
Clears	23-26, 88.5	17-19, 89.5
Extra-Man	1-1, 1.000	1-1, 1.000
Saves	4-2-1-5=12	3-4-1-4=12
Turnovers	3-3-5-6=17	4-5-4-4=17

LOYOLA:

Scoring: James 3-1=4, Poitrass 3-1=4, Kamis 1-2=3, Minicus 2-1=3, Binney 2-0=2, Lindsey 0-2=2, Heuston 1-0=1, Sally 0-1=1

Goalkeeping: Staudt (W, 60:00, 12 svs, 10 GA)

Faceoffs: Hall 11-25, Pacheco 1-1

NAVY:

Scoring: Jarosz 4-0=4, Arline 1-1=2, Connolly 1-0=1, Conway 1-0=1, Garza 1-0=1, Hewitt 0-1=1, Marsh 0-1=1, Peters 1-0=1, Tolker 1-0=1

Goalkeeping: Daly (L, 60:00, 12 svs, 12 GA)

Faceoffs: Hayashi 14-26

GAME HIGHLIGHTS / NOTES

- Loyola used a 3-0 run to close out the 1st quarter with a 4-1 lead, a lead it would never relinquish
- Jon Jarosz (Sr / A) paced the Mids with a career-high tying 4 goals for a 2nd-consecutive game.
- Zach Hayashi (Fr / FO) broke Navy's record for most faceoffs won and attempted in a season behind his 14-for-26 (53.8) performance ... also led the team with 8 ground balls.
- With a team-high 3 caused turnovers, co-captain Jackson Bonitz (Sr / D) moved into 2nd on the Mids' career caused turnover leader board.
- Navy got 3 points from defensive players with Jackson Peters (Sr / SSDM) and Chad Connolly (So / SSDM) scoring goals and AJ Marsh (Fr / LSM) added an assist.

GAME 14 • NAVY 13, BUCKNELL 12 (OT)

APRIL 26, 2024 | ANNAPOLIS, MD.

Score By Quarters	1	2	3	4	OT	F
Bucknell (4-10, 2-6 PL)	3	1	5	3	0	12
Navy (8-6, 5-3 PL)	2	4	5	1	1	13

Scoring Summary			H-V
1 11:15	N	LaRocco from Flaherty	1-0
1 10:08	B	Meyer unassisted	1-1
1 8:53	N	Arline from Flaherty	2-1
1 7:50	B	Gyllenhaal from Berrigan	2-2
1 6:51	B	Grandolfo unassisted	2-3
2 13:02	N	Ash from Hewitt (EMG)	3-3
2 8:20	B	Boykin unassisted	3-4
2 2:48	N	Arline from Swanson (EMG)	4-4
2 1:07	N	Hewitt from Tolker (EMG)	5-4
2 0:43	N	Ash from Ripley (EMG)	6-4
3 13:59	B	Doolan unassisted	6-5
3 13:29	N	Hewitt from Conway	7-5
3 11:28	N	Jarosz from Parker	8-5
3 10:47	N	Flaherty from LaRocco	9-5
3 8:12	B	Malas from Berrigan	9-6
3 7:26	B	Ciquera unassisted	9-7
3 6:07	B	Meyer unassisted	9-8
3 5:41	B	Berrigan from Boykin	9-9
3 3:23	N	Swanson unassisted	10-9
3 2:27	N	Tolker from Arline	11-9
4 12:55	N	Arline unassisted	12-9
4 10:58	B	Brunner unassisted	12-10
4 5:53	B	Davis from Boykin	12-11
4 2:19	B	Striano unassisted	12-12
OT 1:53	N	Swanson unassisted	13-12

Team Stats	Bucknell	Navy
Shots	10-5-10-7-1=33	16-14-11-5-1=47
Ground Balls	9-6-7-8-2=32	7-8-9-8-1=33
Faceoffs	8-28, 28.6	20-28, 71.4
Clears	22-27, 81.5	17-19, 89.5
Extra-Man	0-2, 00.0	4-6, 66.7
Saves	6-1-2-3-0=12	6-2-2-3-1=14
Turnovers	2-3-1-5-1=12	4-2-3-6-1=16

BUCKNELL:

Scoring: Berrigan 1-2=3, Boykin 1-2=3, Meyer 2-0=2, Brunner 1-0=1, Ciquera 1-0=1, Davis 1-0=1, Doolan 1-0=1, Grandolfo 1-0=1, Gyllenhaal 1-0=1, Malas 1-0=1, Striano 1-0=1

Goalkeeping: Zanelli (L, 62:07, 12 svs, 13 GA)

Faceoffs: McLoy 8-23, Coyle 0-5

NAVY:

Scoring: Arline 3-1=4, Flaherty 1-2=3, Hewitt 2-1=3, Swanson 2-1=3, Ash 2-0=2, LaRocco 1-1=2, Tolker 1-1=2, Conway 0-1=1, Jarosz 1-0=1, Parker 0-1=1, Ripley 0-1=1

Goalkeeping: Daly (W, 62:07, 14 svs, 12 GA)

Faceoffs: Hayashi 20-28

GAME HIGHLIGHTS / NOTES

- It was Navy's 8th-consecutive win over Bucknell.
- Bucknell rallied to score the final 3 goals to force OT ... Bucknell held Navy scoreless for 12:55 in the 4th quarter
- Dane Swanson (Sr / M) scored the game-winning goal with his unassisted goal with 1:53 remaining in OT.
- Zach Hayashi (Fr / FO) tied the school record for single-season faceoff wins (185) and won 20 of the 28 draws (71.4) in the game ... it was one off the school record and the most since Joe Varello's 21 against Loyola in 2018.
- With his assist on Carter Ash's (Jr / A) extra-man goal in the 2nd quarter, Max Hewitt (Sr) became the 37th player and 11th midfielder to reach the 100-point milestone.

GAME 15 • NAVY 12, LOYOLA 10

PATRIOT LEAGUE QUARTERFINALS

APRIL 30, 2024 | ANNAPOLIS, MD.

Score By Quarters	1	2	3	4	F
Loyola (7-8, 5-3 PL)	4	2	1	3	-- 10
Navy (9-6, 5-3 PL)	4	3	2	3	-- 12

Scoring Summary			H-V
1 10:12	N	Hewitt unassisted	1-0
1 8:42	N	Tolker from Arline	2-0
1 6:51	L	Poitrass unassisted	2-1
1 5:12	L	Poitrass from Lindsey	2-2
1 4:51	L	Poitrass unassisted	2-3
1 3:43	L	James unassisted	2-4
1 2:24	N	Hovivian from Tolker	3-4
1 0:58	N	Garza from Conway	4-4
2 13:13	L	Heuston unassisted	4-5
2 11:42	N	Swanson unassisted	5-5
2 11:14	N	Hovivian from Swanson	6-5
2 8:46	L	Minicus from Heuston	6-6
2 8:19	N	Hewitt from Hovivian	7-6
3 13:03	L	Fairey from McGillicuddy	7-7
3 11:12	N	Ash from Hewitt (EMG)	8-7
3 1:37	N	Swanson from Hovivian	9-7
4 5:18	N	Arline unassisted	10-7
4 5:05	L	James from Gregory	10-8
4 3:06	N	Ash from Flaherty	11-8
4 2:36	L	Heuston unassisted	11-9
4 1:25	N	Jarosz unassisted	12-9
4 1:00	L	James from Higgins	12-10

Team Stats	Loyola	Navy
Shots	8-11-6-15=40	8-7-11-8=34
Ground Balls	6-9-7-10=32	11-8-12-6=37
Faceoffs	8-26, 30.8	18-26, 69.2
Clears	18-21, 85.7	19-24, 79.2
Extra-Man	0-1, 00.0	1-2, 50.0
Saves	4-3-4-4=15	4-5-3-6=18
Turnovers	3-3-4-2=1	2-7-4-9-3=23

LOYOLA:

Scoring: Heuston 2-1=3, James 3-0=3, Poitrass 3-0=3, Fairey 1-0=1, Gregory 0-1=1, Higgins 0-1=1, Lindsey 0-1=1, McGillicuddy 0-1=1, Minicus 1-0=1

Goalkeeping: Staudt (L, 60:00, 15 svs, 12 GA)

Faceoffs: Hall 5-20, Pacheco 3-6

NAVY:

Scoring: Hovivian 2-2=4, Hewitt 2-1=3, Swanson 2-1=3, Arline 1-1=2, Ash 2-0=2, Tolker 1-1=2, Conway 0-1=1, Flaherty 0-1=1, Garza 1-0=1, Jarosz 1-0=1

Goalkeeping: Daly (W, 60:00, 18 svs, 10 GA)

Faceoffs: Hayashi 18-26

GAME HIGHLIGHTS / NOTES

- The win was Navy's first against Loyola in Annapolis since March 19, 2016 and the Mids' first Patriot League Tournament victory since 2010. The Mids had lost 8-consecutive tournament games.
- Dan Daly (So / GK) recorded a career-high 18 saves, including 6 in the 4th quarter.
- Zach Hayashi (Fr / FO) became the first player in program history to reach 200 faceoff wins in a season and just the 2nd player to the 100-ground ball milestone ... he broke both school records with his performance against Loyola.
- Tommy Hovivian (Sr / M) turned in a career-high tying 4 points (2G, 2A) to lead the Mids.
- Navy held Loyola scoreless for nearly 23 minutes between the 3rd and 4th quarters while putting together a 3-0 run to take the lead for good.

2025 NAVY MEN'S LACROSSE

2024 BOX SCORES

GAME 16 • LEHIGH 12, NAVY 8

PATRIOT LEAGUE SEMIFINALS

MAY 3, 2024 | WEST POINT, N.Y.

Score By Quarters	1	2	3	4		F
Navy (9-7, 5-3 PL)	3	1	1	3	--	8
Lehigh (9-6, 6-2 PL)	2	3	3	4	--	12

Scoring Summary					H-V
1	12:10	N	Tolker from Hewitt (EMG)		0-1
1	8:29	L	Rodny frm Vasile (EMG)		1-1
1	6:09	N	Hovivian from Hewitt		1-2
1	4:57	L	Polonkey from Armstrong (EMG)		2-2
1	1:20	N	Marsh from Bonitz		2-3
2	12:31	L	Cole from Amato		3-3
2	8:52	L	Armstrong unassisted		4-3
2	5:43	N	Jarosz unassisted		4-4
2	4:40	L	Rodny from Amato		5-4
3	6:38	N	Ash from Arline		5-5
3	5:49	L	Eierman unassisted		6-5
3	4:45	L	Cole unassisted		7-5
3	3:50	L	Armstrong from Eierman		8-5
4	11:24	L	Kelly from Cole (EMG)		9-5
4	8:15	L	Cole unassisted		10-5
4	5:37	L	Theodoropoulos unassisted		11-5
4	5:01	N	Tolker from Ash (EMG)		11-6
4	3:41	L	Eierman from Kelly		12-6
4	2:31	N	Swanson from Arline (EMG)		12-7
4	0:44	N	Tolker from Swanson (EMG)		12-8

Team Stats	Navy	Lehigh
Shots	9-5-5-9=28	6-7-10-8=31
Ground Balls	8-7-6-5=26	6-6-9-8=29
Faceoffs	11-24, 45.8	13-24, 54.2
Clears	14-14, 1.000	19-24, 79.2
Extra-Man	4-7, 57.1	3-4, 75.0
Saves	3-0-2-2=7	5-1-2-3=10
Turnovers	3-3-5-5=16	4-5-4-2=15

NAVY:

Scoring: Tolker 3-0=3, Arline 0-2=2, Ash 1-1=2, Hewitt 0-2=2, Swanson 1-1=2, Bonitz 0-1=1, Hovivian 1-0=1, Jarosz 1-0=1, Marsh 1-0=1

Goalkeeping: Daly (L, 58:58, 7 svs, 12 GA); Craven (1:02, 0 svs, 0 GA)

Faceoffs: Hayashi 11-22, Lobosco 0-2

LEHIGH:

Scoring: Cole 3-1=4, Eierman 2-1=3, Armstrong 2-1=3, Amato 0-2=2, Kelly 1-1=2, Rodny 2-0=2, Polonkey 1-0=1, Theodoropoulos 1-0=1, Vasile 0-1=1

Goalkeeping: Pecora (W, 60:00, 10 svs, 8 GA)

Faceoffs: Dow 13-24


GAME HIGHLIGHTS / NOTES

- Lehigh has now won 9 in a row against the Midshipmen.
- Zach Hayashi (Fr / FO) and Ian McGullam (Jr / D) were named to the Patriot League All-Tournament Team.
- Navy scored 4 of its 8 goals on extra-man, including 3 by Henry Tolker (Jr / A) who was the first Mid with 3 man-up goals since Jack Sweeney had 3 against Loyola in 2021.
- With his 3 goals, Tolker became the second player this season to reach the 100-point milestone for their career. He is also the first Navy player to score 30 goals in a season since Christian Daniel scored 31 in 2019.
- Max Hewitt (Sr / M) dealt out a pair of assists in the losses and closed out his career having scored a point in each of the last 14 contests.
- Jackson Bonitz (Sr / D) recorded a pair of caused turnovers to finish his career 2nd on the Mids' career take-aways list with 79 and tied for 3rd in a single season (29).



2025 NAVY MEN'S LACROSSE

2024 NATIONAL, PATRIOT LEAGUE AND TEAM AWARDS



Jackson Peters




Xavier Arline



Dane Swanson




Nick LiCalzi



Scott Stensrud



Zach Hayashi



Gabe Craven

★ LT. ROBERT T. BIANCHI AWARD

Presented to Navy's Most Valuable Player // 2024 Recipient - Jackson Peters

Lt. Bianchi, Class of 1983, was a four-year letterman and captain of the 1983 squad. He played on three NCAA Tournament teams and was the 1983 recipient of the Lt. Frank McKeone Award. On March 23, 1987, he lost his life when the helicopter he was piloting crashed in the Philippines.

★ COACH WILLIAM H. "DINTY" MOORE AWARD

Presented to Navy's Outstanding Offensive Player // 2024 Recipient - Xavier Arline

Coach "Dinty" Moore retired in 1958 after serving as Navy's head coach for 23 years. His teams compiled an impressive 157-46-2 record, capturing the National Championship six years. Three of coach Moore's teams went undefeated, while 146 of his players received All-America accolades. Coach Moore is a member of the Lacrosse Hall of Fame.

★ LT. J.G. DONALD MACLAUGHLIN AWARD

Presented to Navy's Outstanding Midfielder // 2024 Recipient - Dane Swanson

During his athletic career at Navy, Don MacLaughlin earned three letters in both lacrosse and soccer, was the 1962 soccer team captain and a two-time All-American in lacrosse. MacLaughlin was killed in action while flying jets over Vietnam.

★ COACH WILLIS P. BILDERBACK AWARD

Presented to Navy's Outstanding Defensive Player // 2024 Recipient - Nick LiCalzi

During his 14 years at Navy, from 1959-72, Coach Bilderback directed the Mids to a 131-26-2 record (.830). His teams won nine National Championships, eight consecutively from 1960-67. Two of Bilderback's teams went undefeated and 92 of his players received All-America honors. Bilderback is a member of the Lacrosse Hall of Fame and is the winningest coach (by pct.) in college lacrosse.

★ VICE ADM. E.C. WALLER AWARD

Presented to those players who display spirit, morale and dedication // 2024 Recipient - Scott Stensrud

Vice Admiral E.C. Waller was Superintendent of the Naval Academy from 1981-83, a graduate of the Class of 1948 and a varsity letter winner. The Admiral Waller award consists of an engraved wrist watch and will be presented during graduation week at the Prizes and Awards Ceremony.

★ LT. BRENDAN LOONEY AWARD

Presented to that player who leads by example, displays mental and physical toughness and shows dedication to his teammates // 2024 Recipient - Zach Hayashi

Lt. Looney was a 2004 graduate of the Naval Academy who went on to graduate from SEAL Qualification Training as the Honorman for Class 265 and served proudly as a member of SEAL Team THREE. He was killed on Sept. 21, 2010 in a helicopter accident in Afghanistan.

★ CAPT. OWEN G. THORP SCHOLAR-ATHLETE AWARD

Presented to the first class student-athlete who displays a commitment to excellence in the classroom and on the lacrosse field // 2024 Recipient - Gabe Craven

Capt. Thorp, Class of 1977, was a valuable member of the Navy men's lacrosse support staff for nearly 20 years. Serving dual roles as officer and faculty representative from 1999-2017, Capt. Thorp mentored thousands of future Navy and Marine Corps officers with his wise counsel and deep experience with service, leadership and ethics of officership. His lasting impact extends far beyond the Brigade and deep into the hearts of countless former midshipmen, faculty, coaches and staff at the Naval Academy.

USILA ALL-AMERICAN

- Jackson Peters, Third Team
- Jackson Bonitz, Honorable Mention

USA LAX MAGAZINE ALL-AMERICAN

- Jackson Peters, Second Team Mention
- Jackson Bonitz, Honorable Mention

INSIDE LACROSSE ALL-AMERICAN

- Jackson Bonitz, Honorable Mention
- Jackson Peters, Honorable Mention

ALL-PATRIOT LEAGUE

- Jackson Bonitz (D / Sr), First Team
- Jackson Peters (SSDM / Sr), First Team
- Max Hewitt (M / Sr), Second Team
- Zach Hayashi (FO / Fr), Second Team
- AJ Marsh (LSM / Fr), Second Team
- Dan Daly (GK / So), Second Team

ACADEMIC ALL-PATRIOT LEAGUE TEAM

- Jackson Peters (Sr / Operations Research, 3.75)

2025 NAVY MEN'S LACROSSE

THE PATRIOT LEAGUE

Now in its fourth decade as an all-sport conference combining academic and athletic excellence, the Patriot League sponsors championships in 24 men's and women's sports. Initially beginning as an NCAA Division I-AA football conference in 1986, the Patriot League became an all-sport conference in 1990 and now includes American, Army West Point, Boston University, Bucknell, Colgate, Holy Cross, Lafayette, Lehigh, Loyola Maryland and Navy as full members. Fordham, Georgetown, MIT and Richmond (2025 football) are associate members. These institutions are among the oldest and most prestigious in the nation, while their alumni have and continue to play leadership roles in shaping our country.

The Patriot League's mission is simple: to provide successful competitive athletic experiences while maintaining high academic standards and preparing its student-athletes to be leaders in society. During the 2023-24 academic year, Patriot League student-athletes and teams accomplished the following:

- ★ The League's 94 percent graduation success rate (GSR) is the second-best mark in the nation, finishing in the top three each year since the rating was released in 2013. All 10 member schools were 91 percent or higher, exceeding the record-high national GSR of 90 percent. In addition, the League's 86 percent Federal Graduation Rate (FGR) is the national leader for the 11th consecutive year.
- ★ The Patriot League continues to lead the 32 NCAA Division I conferences in Academic Progress Rate (APR) and retention trends by conference. In the latest data release by the NCAA, the League is tied for first in retention trends and second in eligibility trends by conference. The League had 172 of its 195 teams score at or above the national average multi-year APR of 984. Seventy-five squads earned a perfect score of 1,000.
- ★ Nine student-athletes earned College Sports Communicators (CSC) Academic All-America recognition including first-team accolades for Holy Cross's Jacob Dobbs (Football) and **Navy's Braden Presser** (Men's Cross Country/Track and Field) and Annie Taylor (Women's Cross Country/Track and Field). Second-team honorees include Boston University's Caitlin Coker (Softball), Holy Cross's Jordan Fuller (Football), and **Navy's Ellie Abraham** (Women's Cross Country/Track and Field) and McKenna Brophy (Women's Cross Country/Track and Field). Bucknell's Sean Keys (Baseball), Holy Cross's Brian Fennelly (Men's Cross Country/Track and Field) and **Navy's Gabi Baldwin** (Women's Swimming and Diving) received third-team accolades.
- ★ There were 3,876 student-athletes named to the Patriot League Academic Honor Roll in 2023-24. The total marked the seventh-consecutive year the League has topped 3,000 honorees and a 260-member improvement from the 2022-23 academic year.
- ★ Holy Cross's Jacob Dobbs (Football) and **Navy's Annie Taylor** (Women's Track and Field) were named the Patriot League Female and Male Scholar-Athlete of the Year honorees, respectively.
- ★ American's Aldrich Elvambuena (Men's Swimming and Diving) and Bryn Underwood (Field Hockey) each received the 2023-24 Patriot League Award of Outstanding Leadership and Character, recognizing their shared excellence in leadership and service.
- ★ Colgate's Kyra Lucey (Women's Lacrosse) and Jeff Woodward (Men's Basketball) were named the League's 2023-24 Sportsmanship Award winners for demonstrating fairness, equality and excellence in academics and athletics.
- ★ **Navy** collected its 10th-consecutive Patriot League Presidents' Cup following the 2023-24 academic year. The Mids previously broke Bucknell's record of seven straight titles. Navy finished atop the men's standings, while Boston University topped the women's standings for the second straight season.
- ★ Twenty-five Patriot League graduates have participated in the Victory Scholarship program, through the Sport Changes Life Foundation (SCLF), allowing them to attend graduate school in Ireland or Northern Ireland. A pair of League basketball student-athletes – Colgate's Zach Light and Lafayette's Naomi Ganpo – were the most recent recipients (2022-23 academic year).
- ★ Forty-three Patriot Leaguers were All-America selections during the 2023-24 athletic year with first-team status for Army West Point's Evan Plunkett (Men's Lacrosse), Holy Cross's Jalen Coker (Football) and Jacob Dobbs (Football), Lafayette's Billy Shaeffer (Football) and Loyola Maryland's Chase Boyle (Women's Lacrosse).



- ★ One Patriot League men's lacrosse student-athlete was selected in the 2024 Premier Lacrosse League (PLL) College Draft, with Loyola Maryland's Adam Poitras being selected by the Whipsnakes with the third pick in the fourth round.
- ★ Four Patriot League baseball student-athletes were selected during the 2024 Major League Baseball (MLB) Draft, including Army West Point's Derek Berg (10th round, 294th pick, Pittsburgh Pirates), Bucknell's Sean Keys (4th, 125th, Toronto Blue Jays) and Lehigh's Rafe Perich (7th, 225th, Texas Rangers) and Alex Bouchard (14th, 417th, Boston Red Sox).
- ★ Four Patriot League men's basketball student-athletes played on NBA rosters during the 2023-24 season, including Bucknell's Mike Muscala (Detroit Pistons/Oklahoma City Thunder) and Andrew Funk (Chicago Bulls), Lehigh's C.J. McCollum (New Orleans Pelicans) and Loyola Maryland's Santi Aldama (Memphis Grizzlies). McCollum has been the President of the National Basketball Players Association since before the 2021-22 season. Former Bucknell men's basketball student-athlete Charles Lee was named head coach of the Charlotte Hornets in May 2024.
- ★ Boston University's Tyler Johnson (Men's Soccer) is the Patriot League's representative to the NCAA Division I Student-Athlete Advisory Committee (SAAC), beginning the first year of his two-year term.
- ★ Army West Point's Isabella Sullivan (Women's Volleyball) became the eighth student-athlete in Patriot League history to receive the prestigious Rhodes Scholarship.
- ★ Two Patriot League Women's Lacrosse programs finished the 2024 season ranked in the ILWomen/IWLCA Top 25 Poll, including Loyola Maryland at No. 11 and **Navy** at No. 20.
- ★ The **Navy** women's golf team finished 10th at the NCAA Women's Golf Regionals in Bermuda Run, N.C., with Emma Tang tying for 32nd out of 66 golfers, while Navy concluded their record-breaking season with a 12th-place finish at the Raleigh Regional. The Loyola Maryland men's team placed 13th in the NCAA Men's Golf Baton Rouge Regional.
- ★ Seven Patriot League student-athletes qualified for the NCAA Outdoor Track & Field Championships. Army West Point's Emily Fink (Hammer Throw) was a Second Team All-America honoree, while Luke Griner (800 meters) was an Honorable Mention All-American. Bucknell's Evelyn Bliss (Javelin) earned Second Team All-America honors, **Navy's Joshua Boamah** (Shot Put, Hammer Throw) earned Honorable Mention All-America honors. At the same time, the Mids' **Nathan Kent** (400m), **Braden Presser** (Javelin) and **Brahmir Vick** (100m-hurdles) claimed Second Team All-America accolades.
- ★ Three more former Patriot League student-athletes represented their respective countries in the 2024 Paris Olympic Games, including Loyola Maryland's Santi Aldama (Spain, Men's Basketball), Boston University's Julimar Avila (Honduras, Women's Swimming and Diving) and **Navy's Regine Tugade** (Guam, Women's Track and Field).
- ★ Three Patriot Leaguers were selected to represent Team USA for the 2024 Paralympics. Bucknell's Rayven Sample represented the USA after competing at the 2021 Paralympic Games in Tokyo. Loyola Maryland's McKenzie Coan qualified for her fourth Paralympic Games. **Navy's Eric McElvenny** competed in his second Paralympics in the paratriathlon.

2025 NAVY MEN'S LACROSSE

PATRIOT LEAGUE AWARDS AND HONORS

OFFENSIVE PLAYER OF THE YEAR

2006 Jon Birsner

DEFENSIVE PLAYER OF THE YEAR

2008 Jordan DiNola
2015 Chris Fennell
2016 Chris Fennell
2017 Chris Fennell

GOALKEEPER OF THE YEAR

2005 Matt Russell
2006 Matt Russell
2010 RJ Wickham
2016 John Connors
2021 Spencer Rees

FACEOFF SPECIALIST OF THE YEAR

2018 Joe Varello

ROOKIE OF THE YEAR

2004 Billy Looney
2011 Tucker Hull
2024 ZACH HAYASHI

COACH OF THE YEAR

2004 Richie Meade
2007 Richie Meade
2015 Rick Sowell
2016 Rick Sowell

FOUR-TIME

ALL-PATRIOT LEAGUE SELECTIONS

Bonitz, Jackson 2021 (2), 2022 (1), 2023 (1), 2024 (1)
Dove, Brady 2014 (2), 2015 (1), 2016 (2), 2017 (2)

THREE-TIME

ALL-PATRIOT LEAGUE SELECTIONS

Dingman, Ian 2004 (1), 2006 (1), 2007 (1)
DiNola, Jordan 2006 (1), 2007 (1), 2008 (1)
Fennell, Chris 2015 (1), 2016 (1), 2017 (1)
Kiernan, Pat 2012 (2), 2013 (1), 2014 (2)
Leone, Geoff 2007 (2), 2008 (1), 2009 (1)
Looney, Billy 2005 (1), 2006 (1), 2007 (1)
Looney, Steve 2004 (2), 2005 (2), 2006 (2)
Moran, Patrick 2008 (1), 2009 (1), 2010 (1)
Rees, Matt 2015 (2), 2016 (1), 2017 (1)
Russell, Matt 2004 (1), 2005 (1), 2006 (1)
Teague, Brendan 2006 (2), 2007 (2), 2008 (2)
Torain, Greyson 2017 (1), 2018 (1), 2019 (1)

TWO-TIME

ALL-PATRIOT LEAGUE SELECTIONS

Barger, Victor 2006 (2), 2007 (1)
Birsner, Jon 2005 (2), 2006 (1)
Daratsos, Basil 2007 (2), 2008 (2)
Dow, Andrew 2006 (2), 2007 (2)
Gill, Graham 2004 (1), 2005 (1)
Hendler, Mitch 2004 (1), 2005 (1)
Hewitt, Max 2023 (1), 2024 (2)
Hirsch, Michael 2010 (1), 2011 (1)
Lennon, Joe 2009 (2), 2010 (2)
Paul, Tim 2008 (2), 2009 (2)
Pieczonka, Chris 2004 (1), 2005 (1)
Skalniak, Patrick 2021 (1), 2022 (1)
Wade, Ryan 2018 (2), 2019 (1)
Warner, Andy 2010 (2), 2011 (1)
Wickham, RJ 2010 (1), 2012 (1)

Woepfel, Jaren

2008 (2), 2009 (2)

THREE-TIME FIRST-TEAM

ALL-PATRIOT LEAGUE SELECTIONS

Bonitz, Jackson 2022 (1), 2023 (1), 2024 (1)
Dingman, Ian 2004 (1), 2006 (1), 2007 (1)
DiNola, Jordan 2006 (1), 2007 (1), 2008 (1)
Fennell, Chris 2015 (1), 2016 (1), 2017 (1)
Looney, Billy 2005 (1), 2006 (1), 2007 (1)
Moran, Patrick 2008 (1), 2009 (1), 2010 (1)
Russell, Matt 2004 (1), 2005 (1), 2006 (1)
Torain, Greyson 2017 (1), 2018 (1), 2019 (1)

ALL-PATRIOT LEAGUE

2004 Ben Bailey M Sr. First Team
Ian Dingman A So. First Team
Graham Gill M Jr. First Team
Mitch Hendler D Jr. First Team
Chris Pieczonka FO Jr. First Team
Matt Russell GK So. First Team
Jared Bosanko D Sr. Second Team
Joe Bossi A Sr. Second Team
Steve Looney M So. Second Team
Thomas Morris LSM Sr. Second Team
2005 Graham Gill M Sr. First Team
Mitch Hendler D Sr. First Team
Billy Looney M So. First Team
Chris Pieczonka FO Sr. First Team
Matt Russell GK Jr. First Team
Jon Birsner M Jr. Second Team
Mike Felber D Sr. Second Team
Clipper Lennon DM Sr. Second Team
Steve Looney M Jr. Second Team
2006 Jon Birsner A Sr. First Team
Ian Dingman A Jr. First Team
Jordan DiNola D So. First Team
Ward Hackett DM Sr. First Team
Billy Looney M Jr. First Team
Matt Russell GK Sr. First Team
William Wallace FO Jr. First Team
Victor Barger LSM Jr. Second Team
Andrew Dow D Jr. Second Team
Steve Looney M Sr. Second Team
Brendan Teague D So. Second Team
2007 Victor Barger LSM Sr. First Team
Ian Dingman A Sr. First Team
Jordan DiNola D Jr. First Team
Billy Looney M Sr. First Team
Nick Mirabito A Jr. First Team
William Wallace FO Sr. First Team
Tommy Wallin M Sr. First Team
Basil Daratsos M Fr. Second Team
Andrew Dow D Sr. Second Team
Geoff Leone DM So. Second Team
Brendan Teague D Jr. Second Team
2008 Jordan DiNola D Sr. First Team
Geoff Leone DM Jr. First Team
Nick Mirabito A Sr. First Team
Patrick Moran M So. First Team
Basil Daratsos M So. Second Team
Tim Paul A So. Second Team
Brendan Teague D Sr. Second Team
Mikelis Visgauss FO Sr. Second Team
Jaren Woepfel LSM So. Second Team
2009 Geoff Leone DM Sr. First Team
Patrick Moran M Jr. First Team
Andy Tormey D Sr. First Team

Frankie Coppola FO Jr. Second Team
Joe Lennon M Jr. Second Team
Tim Paul A Jr. Second Team
Jaren Woepfel LSM Jr. Second Team
2010 Michael Hirsch D Jr. First Team
Patrick Moran M Sr. First Team
RJ Wickham GK So. First Team
Joe Lennon M Sr. Second Team
Andy Warner A Jr. Second Team
2011 Michael Hirsch D Sr. First Team
Andy Warner M Sr. First Team
2012 RJ Wickham GK Sr. First Team
Tucker Hull A So. Second Team
Pat Kiernan LSM So. Second Team
2013 Pat Kiernan LSM Jr. First Team
2014 Gabe Voumard M Jr. First Team
Brady Dove FO Fr. Second Team
Sam Jones A Sr. Second Team
Pat Kiernan LSM Sr. Second Team
Nik Mullen D Sr. Second Team
2015 Brady Dove FO So. First Team
Chris Fennell D So. First Team
John Connors GK Jr. Second Team
Matt Rees LSM So. Second Team
2016 John Connors GK Sr. First Team
Chris Fennell D Jr. First Team
Patrick Keena A Sr. First Team
Casey Rees M So. First Team
Matt Rees LSM Jr. First Team
Brady Dove FO Jr. Second Team
2017 Chris Fennell D Sr. First Team
Matt Rees LSM Sr. First Team
Greyson Torain M So. First Team
Brady Dove FO Sr. Second Team
2018 Michael Strack D Sr. First Team
Greyson Torain M Jr. First Team
Joe Varello FO Sr. First Team
Ryan Kern GK So. Second Team
DJ Plumer DM Sr. Second Team
Ryan Wade M Jr. Second Team
2019 Greyson Torain M Sr. First Team
Ryan Wade M Sr. First Team
2020 Season canceled due to COVID-19 pandemic
2021 Nick Franchuk D Sr. First Team
Spencer Rees GK Sr. First Team
Patrick Skalniak M So. First Team
Jackson Bonitz D Fr. Second Team
Christian Daniel A Sr. Second Team
Tim Griffin DM Sr. Second Team
2022 Jackson Bonitz D So. First Team
Patrick Skalniak M Jr. First Team
2023 Jackson Bonitz D Jr. First Team
Max Hewitt M Jr. First Team
Jackson Peters DM Jr. Second Team
Pat Ryan GK Sr. Second Team
2024 Jackson Bonitz D Sr. First Team
Jackson Peters DM Sr. First Team
Max Hewitt M Sr. Second Team
ZACH HAYASHI FO FR. SECOND TEAM
AJ MARSH LSM FR. SECOND TEAM
DAN DALY GK SO. SECOND TEAM

2025 NAVY MEN'S LACROSSE

PATRIOT LEAGUE AWARDS AND HONORS

ALPHABETICAL LISTING OF NAVY'S ALL-PATRIOT LEAGUE SELECTIONS

Bailey, Ben	2004 (1)
Barger, Victor	2006 (2), 2007 (1)
Birsner, Jon	2005 (2), 2006 (1)
Bonitz, Jackson	2021 (2), 2022 (1), 2023 (1), 2024 (1)
Bosanko, Jared	2004 (2)
Bossi, Joe	2004 (2)
Connors, John	2015 (2), 2016 (1)
Coppola, Frankie	2009 (2)
DALY, DAN	2024 (2)
Daniel, Christian	2021 (2)
Daratsos, Basil	2007 (2), 2008 (2)
Dingman, Ian	2004 (1), 2006 (1), 2007 (1)
DiNola, Jordan	2006 (1), 2007 (1), 2008 (1)
Dove, Brady	2014 (2), 2015 (1), 2016 (2), 2017 (2)
Dow, Andrew	2006 (2), 2007 (2)
Felber, Mike	2005 (2)
Fennell, Chris	2015 (1), 2016 (1), 2017 (2)
Franchuk, Nick	2021 (1)
Gill, Graham	2004 (1), 2005 (1)
Griffin, Tim	2021 (2)
Hackett, Ward	2006 (1)
HAYASHI, ZACH	2024 (2)
Hendler, Mitch	2004 (1), 2005 (1)
Hewitt, Max	2023 (1), 2024 (2)
Hirsch, Michael	2010 (1), 2011 (1)
Hull, Tucker	2012 (2)
Jones, Sam	2014 (2)
Keena, Patrick	2016 (1)
Kern, Ryan	2018 (2)
Kiernan, Pat	2012 (2), 2013 (1), 2014 (2)
Lennon, Clipper	2005 (2)
Lennon, Joe	2009 (2), 2010 (2)
Leone, Geoff	2007 (2), 2008 (1), 2009 (1)
Looney, Billy	2005 (1), 2006 (1), 2007 (1)
Looney, Steve	2004 (2), 2005 (2), 2006 (2)
MARSH, AJ	2024 (2)
Mirabito, Nick	2007 (1), 2008 (1)
Moran, Patrick	2008 (1), 2009 (1), 2010 (1)
Morris, Thomas	2004 (2)
Mullen, Nik	2014 (2)
Paul, Tim	2008 (2), 2009 (2)
Peters, Jackson	2023 (2), 2024 (1)
Pieczonka, Chris	2004 (1), 2005 (1)
Plumer, DJ	2018 (2)
Rees, Casey	2016 (1)
Rees, Matt	2015 (2), 2016 (1), 2017 (1)
Rees, Spencer	2021 (1)
Russell, Matt	2004 (1), 2005 (1), 2006 (1)
Ryan, Pat	2023 (2)
Skalniak, Patrick	2021 (1), 2022 (1)
Strack, Michael	2018 (1)
Teague, Brendan	2006 (2), 2007 (2), 2008 (2)
Torain, Greyson	2017 (1), 2018 (1), 2019 (1)
Tormey, Andy	2009 (1)
Varello, Joe	2018 (1)
Visgauss, Mikelis	2008 (2)
Voumard, Gabe	2014 (1)
Wade, Ryan	2018 (2), 2019 (1)
Wallace, William	2007 (1)
Wallin, Tommy	2007 (1)
Warner, Andy	2010 (2), 2011 (1)
Wickham, RJ	2010 (1), 2012 (1)
Woepfel, Jaren	2008 (2), 2009 (2)

PATRIOT LEAGUE TOURNAMENT MVP

2004	Steve Looney
2005	Graham Gill
2006	Jon Birsner
2007	Nick Mirabito
2009	Tommy Phelan

PATRIOT LEAGUE ALL-TOURNAMENT TEAM

2007	Ian Dingman
	Jordan DiNola
	Colin Finnegan
	Nick Mirabito (MVP)
	Tommy Wallin
2008	Shane Durkin
	Nick Mirabito
2009	Brendan Connors
	Joe Lennon
	Geoff Leone
	Tommy Phelan (MVP)
	Andrew Tormey
2010	Brian Striffler
	Andy Warner
	Logan West
2015	Gabe Voumard
	Chris Fennell
2016	John Connors
	Chris Fennell
2018	DJ Plumer
2024	ZACH HAYASHI
	IAN MCGULLAM

PATRIOT LEAGUE MALE SCHOLAR-ATHLETE OF THE YEAR

2004	Clipper Lennon
2005	Clipper Lennon

PATRIOT LEAGUE MEN'S LACROSSE SCHOLAR-ATHLETE OF THE YEAR

2004	Clipper Lennon
2005	Clipper Lennon
2007	Colin Finnegan

ACADEMIC ALL-PATRIOT LEAGUE TEAM

2012	Logan West
2013	Erik Hoffstadt
2014	Erik Hoffstadt
2015	Jules Godino
2016	Jules Godino
2019	Christian Daniel
	Nick Franchuk
2021	Christian Daniel
	Nick Franchuk
2022	Kyle Fairbanks
2023	Kyle Fairbanks
2024	Jackson Peters

PATRIOT LEAGUE ACADEMIC HONOR ROLL

Philip Arnold	2020-21-22-23
Ben Balser	2020
Victor Barger	2005-07
Chris Barnard	2006
Robby Battle	2010
Gerard Berzins	2020
Jackson Bonitz	2021
JOEY BUCCI	2024
Ian Burgoyne	2016-17-18-19

Joe Byrne	2021
Hiram Carter	2015-17-18
Ryan Chase	2019-20-21-22
Gregory Clement	2008
Dom Cole	2021-23
Nick Cole	2020
Mike Collett	2009
CHAD CONNOLLY	2023
John Connors	2015-16
Gabe Craven	2021-22-23-24
Christian Daniel	2018-19-20-21
Dan Decker	2006-07-08
Joe deLyra	2021
Ted Demiris	2013-15-16
Luke Dennen	2017
Seth DiNola	2004-05
Kevin Doyle	2011
Pat Durkin	2014
Shane Durkin	2007-09
Kyle Fairbanks	2020-21-22-23
Mike Felber	2005
Colin Finnegan	2006-07
James Flannery	2020
Michael Foster	2021
Nick Franchuk	2018-19-20-21
BILLY FRANCOIS	2024
Brye French	2013
Brendan Gaine	2015
Marty Gallagher	2011
SEAN GALLAGHER	2023-24
Zack Genereaux	2020
Graham Gill	2005
Jules Godino	2014
Beau Gomez	2016
Matt Guido	2007
MAC HALEY	2024
T.J. Hanzsche	2016
Dan Harris	2004-05
Grayson Hassell	2020-21-22
Karl Hassenfratz	2005
ZACH HAYASHI	2024
Shaun Herock Jr.	2020
Max Hewitt	2022-24
Chris Hill	2018
Michael Hirsch	2011
Zach Hirsch	2015-16
Erik Hoffstadt	2011-12-13-14
Jack Hogan	2020
Ben Horn	2005
Tommy Hovivian	2022-24
Tucker Hull	2013
Jacob Jarosz	2020-22
David Jones	2017-18
Dan Jordon	2022
Chris Kalafut	2020
Kyle Kapron	2010
Ryan Kern	2020
CARTER KING	2024
Sam Kopf	2016-19
TAYLOR LAFAR	2022-23-24
ROMAN LAROCCO	2023-24
Bobby Lennon	2007-08-09
Clipper Lennon	2004-05
Joe Lennon	2008-09-10
Dave Little	2015
Jacob Mandish	2021
Joel Mandish	2020-21-22



2025 NAVY MEN'S LACROSSE

PATRIOT LEAGUE AWARDS AND HONORS

Tom Mansfield	2008-09-10
Cam Marion	2023-24
George Martin	2019
Matty Mayer	2022
IAN MCGULLAM	2022-23-24
Andrew McKenna	2021
Colin Meehan	2019-21
Will Mendizabal	2005
Joe Miller	2020-22
Jack Morgenthaler	2014-15
Thomas Morris	2004
Matt Morrison	2012
SAM MUIR	2024
JACK NORTON	2023-24
Darren Pastrana	2010-11
Jackson Peters	2021-22-23-24
Connor Prevost	2014
Nick Ramsey	2016-17-18
Kevin Raspet	2005-06
Jack Ray	2018
Adam Reel	2004
Casey Rees	2018
Spencer Rees	2021
Henry Rentz	2020-21-22-23
Taylor Reynolds	2011
Jimmy Rubino	2019-20-21
Matt Russell	2006
Pat Ryan	2020-21-23
John Salcedo	2019-20-21
Kai Sasaki	2023
Logan Spilker	2018-19-20-21
Brian Striffler	2011
Evan Sullivan	2009-10
Jack Sweeney	2020-21-22
Andy Tormey	2008
Ryan Verducci	2020-21
Connor Wade	2016
William Wallace	2007
Ray Wardell	2017-18
Kevin Wendel	2016
Logan West	2011-12
Turner Wine	2020
Jaren Woepfel	2008-09-10
Thomas Zimmerman	2006-07-08-09
Aaron Zimmerman	2014-15-16
Paul Zimmerman	2011-12-13

PATRIOT LEAGUE OFFENSIVE PLAYER OF THE WEEK

Joe Bossi	1x, last on 3-23-04
Jon Birsner	1x, last on 3-30-04
Steve Looney	2x, last on 4-18-05
Ian Dingman	2x, last on 4-9-06
Billy Looney	1x, last on 4-16-06
William Wallace	1x, last on 3-26-07
Nick Mirabito	3x, last on 3-17-08
Patrick Moran	1x, last on 3-29-10
Andy Warner	1x, last on 3-21-11
Sam Jones	2x, last on 2-10-14
Patrick Keena	1x, last on 2-8-16
Casey Rees	2x, last on 4-18-16
Dave Little	1x, last on 3-27-17
Jack Ray	1x, last on 4-23-18
Tyler Perreten	1x, last on 3-9-20
Christian Daniel	2x, last on 4-19-21
Max Hewitt	1x, last on 3-21-22

PATRIOT LEAGUE DEFENSIVE PLAYER OF THE WEEK

Mitch Hendler	1x, last on 3-16-04
Mike Felber	1x, last on 3-28-05
Matt Russell	7x, last on 2-26-06
Andrew Dow	1x, last on 3-6-07
Jordan DiNola	4x, last on 3-17-08
Geoff Leone	3x, last on 2-26-09
Andy Tormey	2x, last on 4-6-09
Jaren Woepfel	1x, last on 3-8-10
Matt Vernam	1x, last on 3-14-11
Pat Kiernan	5x, last on 3-11-13
Matt Rees	3x, last on 3-7-16
DJ Plumer	1x, last on 3-21-16
John Trainor	1x, last on 4-18-16
Chris Fennell	3x, last on 4-17-17
Michael Strack	1x, last on 3-5-18
Jacob Mandish	1x, last on 4-29-19
Nick Franchuk	2x, last on 4-26-21
Kyle Fairbanks	1x, last on 2-14-22
Jackson Bonitz	1x, last on 4-1-24

PATRIOT LEAGUE FACEOFF SPECIALIST OF THE WEEK (est. 2016)

Brady Dove	6x, last on 4-3-17
Joe Varello	5x, last on 4-23-18
Nick Barry	1x, last on 3-18-19
Jacob Jarosz	1x, last on 3-1-21
Anthony Ghobriel	2x, last on 4-17-23
ZACH HAYASHI	4X, LAST ON 4-29-24

PATRIOT LEAGUE GOALKEEPER OF THE WEEK (est. 2007)

Colin Finnegan	3x, last on 3-19-07
Matt Coughlin	2x, last on 2-19-09
Tommy Phelan	3x, last on 4-13-09
RJ Wickham	8x, last on 4-23-12
John Connors	5x, last on 3-7-16
Ryan Kern	6x, last on 4-29-19
Spencer Rees	2x, last on 4-26-21
Pat Ryan	3x, last on 4-10-23

PATRIOT LEAGUE ROOKIE OF THE WEEK

Billy Looney	1x, last on 4-26-04
Nick Mirabito	1x, last on 3-21-05
Basil Daratsos	1x, last on 3-26-07
Tim Paul	1x, last on 4-24-07
RJ Wickham	1x, last on 3-11-09
Sam Jones	1x, last on 2-21-11
Harrison Chaires	1x, last on 3-21-11
Tucker Hull	2x, last on 4-4-11
T.J. Hanzsche	1x, last on 3-11-13
Jack Ray	1x, last on 3-23-15
Ryan Kern	1x, last on 4-17-17
Jeff Durden	1x, last on 2-19-18
Christian Daniel	1x, last on 3-12-18
Nick Cole	1x, last on 4-29-19
Jon Jarosz	2x, last on 5-3-21
HENRY TOLKER	3X, LAST ON 5-2-22
MAC HALEY	1X, LAST ON 2-27-23
JOEY BUCCI	1X, LAST ON 3-25-24
ZACH HAYASHI	4X, LAST ON 4-29-24

2025 NAVY MEN'S LACROSSE

NAVY'S PATRIOT LEAGUE TOURNAMENT HISTORY

2004 - PATRIOT LEAGUE TOURNAMENT CHAMPION

4.30.04	Annapolis, Md.	Semifinals	No. 1 Navy def. No. 4 Colgate, 15-2
		Semifinals	No. 2 Hobart def. No. 3 Bucknell, 10-9
5.2.04	Annapolis, Md.	Final	No. 1 Navy def. No. 2 Hobart, 9-8
MVP — Steve Looney, So., M (4G, 1A, 5Pts, 7GB, scored game-winner vs. Hobart in championship gm)			

2005 - PATRIOT LEAGUE TOURNAMENT CHAMPION

4.29.05	Annapolis, Md.	Semifinals	No. 1 Navy def. No. 4 Lehigh, 10-6
		Semifinals	No. 2 Army def. No. 3 Bucknell, 9-8 OT
5.1.05	Annapolis, Md.	Final	No. 1 Navy def. No. 2 Army West Point, 15-8
MVP — Graham Gill, Sr., M (6G, 3A, 9Pts, incl 4G, 2A vs. Army in championship game)			

2006 - PATRIOT LEAGUE TOURNAMENT CHAMPION

4.28.06	Hamilton, N.Y.	Semifinals	No. 4 Army def. No. 1 Colgate, 10-8
		Semifinals	No. 2 Navy def. No. 3 Lehigh, 9-2
4.30.06	Hamilton, N.Y.	Final	No. 2 Navy def. No. 4 Army West Point, 8-5
MVP — Jon Birsner, Sr., A (2G, 6A, 8Pts, game-winner vs. Army)			

2007 - PATRIOT LEAGUE TOURNAMENT CHAMPION

4.27.07	Annapolis, Md.	Semifinals	No. 1 Navy def. No. 4 Army, 12-1
		Semifinals	No. 2 Colgate def. No. 3 Bucknell, 11-10
4.29.07	Annapolis, Md.	Final	No. 1 Navy def. No. 2 Colgate, 15-9
MVP — Nick Mirabito, Jr., A (6G, 3A, 9Pts, in championship game vs. Colgate, 4G, 2A)			

2008 - PATRIOT LEAGUE TOURNAMENT SEMIFINALIST

4.25.08	West Point, N.Y.	Semifinals	No. 4 Bucknell def. No. 1 Army, 8-7
		Semifinals	No. 3 Colgate def. No. 2 Navy, 12-9
4.27.08	West Point, N.Y.	Final	No. 3 Colgate def. No. 4 Bucknell, 13-9
MVP — Colgate's Brandon Corp, Jr., A (scored a then tournament-record 11Pts on 8G and 3A)			

2009 - PATRIOT LEAGUE TOURNAMENT CHAMPION

4.24.09	Lewisburg, Pa.	Semifinals	No. 1 Bucknell def. No. 4 Army, 10-8
		Semifinals	No. 3 Navy def. No. 2 Colgate, 9-8 (3OT)
4.26.09	Lewisburg, Pa.	Final	No. 3 Navy def. No. 1 Bucknell, 9-8
MVP — Navy's Tommy Phelan, Sr., GK (19 combined saves, 10 in championship game)			

2010 - PATRIOT LEAGUE TOURNAMENT RUNNER-UP

4.30.10	West Point, N.Y.	Semifinals	No. 1 Army def. No. 4 Bucknell, 9-7
		Semifinals	No. 2 Navy def. No. 3 Lafayette, 11-9
5.2.10	West Point, N.Y.	Final	No. 1 Army West Point def. No. 2 Navy, 11-8
MVP — Army's Tom Palesky, Jr., GK, (12 saves in championship game)			

2014 - PATRIOT LEAGUE TOURNAMENT QUARTERFINALIST

4.22.14	Bethlehem, Pa.	Quarterfinals	No. 3 Lehigh def. No. 6 Navy, 10-6
	Hamilton, N.Y.	Quarterfinals	No. 4 Colgate def. No. 5 Bucknell, 10-9 (2OT)
4.25.14	Baltimore, Md.	Semifinals	No. 1 Loyola def. No. 4 Colgate, 12-6
		Semifinals	No. 3 Lehigh def. No. 2 Army, 12-11
4.27.14	Baltimore, Md.	Final	No. 1 Loyola def. No. 3 Lehigh, 16-7
MVP — Loyola's Jack Runkel, GK, (26 combines saves, 15 in championship game)			

2015 - PATRIOT LEAGUE TOURNAMENT SEMIFINALIST

4.21.15	Lewisburg, Pa.	Quarterfinals	No. 3 Bucknell def. No. 6 Lehigh, 13-6
	Baltimore, Md.	Quarterfinals	No. 5 Army def. No. 4 Loyola, 12-11
4.24.15	Annapolis, Md.	Semifinals	No. 2 Colgate def. No. 3 Bucknell, 18-5
		Semifinals	No. 5 Army West Point def. No. 1 Navy, 11-7
4.26.15	Annapolis, Md.	Final	No. 2 Colgate def. No. 5 Army West Point, 11-8
MVP — Colgate's Ryan Walsh, A, (6G, 5A, 8Pts, in championship game vs. Army, 2G, 2A)			

2016 - PATRIOT LEAGUE TOURNAMENT SEMIFINALIST

4.26.16	West Point, N.Y.	Quarterfinals	No. 4 Army def. No. 5 Lehigh, 13-6
	Lewisburg, Pa.	Quarterfinals	No. 3 Bucknell def. No. 6 Holy Cross, 13-7
4.29.16	Annapolis, Md.	Semifinals	No. 4 Army West Point def. No. 1 Navy, 9-3
		Semifinals	No. 2 Loyola def. No. 3 Bucknell, 7-6 (2OT)
5.1.16	Annapolis, Md.	Final	No. 2 Loyola def. Army, 14-6
MVP — Loyola's Graham Savio, FO, (26-40, .650, in championship game vs. Army, 15-23, .652, 11 GB)			

NAVY'S MISCELLANEOUS

PATRIOT LEAGUE TOURNAMENT FACTS

Appearances	16
Championships	5
Championship Game Appearances	6
Championship Game Record	5-1
Overall Record	12-11
In Overtime	1-1
Appearances as No. 1 Seed	5
Appearances vs. No. 1 Seed	1

PATRIOT LEAGUE TOURNAMENT GRID

Opp Seed	1	2	3	4	5	6
Navy 1	-	3-0	-	3-1	0-1	-
Navy 2	0-1	-	2-1	1-1	-	-
Navy 3	1-0	1-1	-	-	-	1-0
Navy 4	-	-	-	-	0-2	-
Navy 5	-	-	-	0-1	-	-
Navy 6	-	-	0-1	-	-	-

* 2021 tournament split into divisions, not included in grid

RECORD BY ROUND

Quarterfinal	1-5
Semifinal	6-5
Championship	5-1

RECORD BY SITE

Annapolis, Md.	7-4
Baltimore, Md.	0-2
Bethlehem, Pa.	0-2
Hamilton, N.Y.	2-0
Lewisburg, Pa.	2-0
West Point, N.Y.	1-3

RECORD BY OPPONENT

Army	3-3
Boston U.	0-0
Bucknell	1-0
Colgate	3-1
Hobart*	1-0
Holy Cross	0-1
Lafayette	1-0
Lehigh	2-4
Loyola	1-2

* left the Patriot League following 2004 season



2025 NAVY MEN'S LACROSSE

NAVY'S PATRIOT LEAGUE TOURNAMENT HISTORY

2017 - PATRIOT LEAGUE TOURNAMENT QUARTERFINALIST

4.25.17	Annapolis, Md.	Quarterfinals	No. 5 Holy Cross def. No. 4 Navy , 11-7
	Boston, Mass.	Quarterfinals	No. 3 Boston U. def. No. 6 Lehigh, 10-4
4.28.17	Baltimore, Md.	Semifinals	No. 1 Loyola def. No. 5 Holy Cross, 13-3
		Semifinals	No. 2 Army def. No. 3 Boston U., 10-7
4.30.17	Baltimore, Md.	Final	No. 1 Loyola def. No. 2 Army, 13-4

MVP — Loyola's Jacob Stover, Sr., GK (24 combined saves, 7 goals allowed in 2 contests)

2018 - PATRIOT LEAGUE TOURNAMENT SEMIFINALIST

4.24.18	Bethlehem, Pa.	Quarterfinals	No. 4 Lehigh def. No. 5 Colgate, 11-6
	Lewisburg, Pa.	Quarterfinals	No. 6 Boston U. def. No. 3 Bucknell, 12-11
4.27.18	Baltimore, Md.	Semifinals	No. 1 Loyola def. No. 6 Boston U., 13-8
		Semifinals	No. 4 Lehigh def. No. 2 Navy , 10-9 (OT)
4.29.18	Baltimore, Md.	Final	No. 1 Loyola def. No. 4 Lehigh, 15-8

MVP — Loyola's Pat Spencer, Sr., A (3G, 7A, 10Pts, incl. 1G, 4A vs. Lehigh in championship game)

2021 - PATRIOT LEAGUE TOURNAMENT QUARTERFINALIST

5.4.21	Boston, Mass.	Quarterfinals	North Division: No. 3 Colgate def. No. 2 Boston U., 11-8
	Baltimore, Md.	Quarterfinals	South Division: No. 2 Loyola def. No. 3 Navy , 16-9
5.7.21	Bethlehem, Pa.	Semifinals	No. 1 Lehigh def. No. 3 Colgate, 13-9
		Semifinals	No. 2 Loyola def. No. 1 Army, 11-10
5.9.21	Bethlehem, Pa.	Final	No. 1 Lehigh vs. No. 2 Loyola - Cancelled due to COVID-19

2022 - PATRIOT LEAGUE TOURNAMENT QUARTERFINALIST

5.3.22	Baltimore, Md.	Quarterfinals	No. 3 Loyola def. No. 6 Bucknell, 11-7
	Bethlehem, Pa.	Quarterfinals	No. 4 Lehigh def. No. 5 Navy , 14-8
5.6.22	Boston, Mass.	Semifinals	No. 1 Boston U. def. No. 4 Lehigh, 13-12 OT
		Semifinals	No. 2 Army def. No. 3 Loyola, 14-13
5.8.22	Boston, Mass.	Final	No. 1 Boston U. def. No. 2 Army, 14-10

MVP — Boston U.'s Louis Perfetto, Jr., A (4G, 5A, 9Pts, incl. 2G, 2A vs. Army in championship game)

2023 - PATRIOT LEAGUE TOURNAMENT QUARTERFINALIST

5.2.23	Bethlehem, Pa.	Quarterfinals	No. 3 Lehigh def. No. 6 Lafayette, 12-8
	Annapolis, Md.	Quarterfinals	No. 5 Loyola def. No. 4 Navy , 12-7
5.5.23	Boston, Mass.	Semifinals	No. 5 Loyola def. No. 1 Boston U., 12-11
		Semifinals	No. 2 Army def. No. 3 Lehigh, 19-13
5.7.23	Boston, Mass.	Final	No. 2 Army def. No. 5 Loyola, 10-8

MVP — Army's Will Coletti, So., FO (combined to win 37 of the 56 draws, incl. 18 of 22 vs. Loyola in the championship game)

2024 - PATRIOT LEAGUE TOURNAMENT SEMIFINALIST

4-30-24	Annapolis, Md.	Quarterfinals	No. 3 Navy def. No. 6 Loyola, 12-10
	Boston, Mass.	Quarterfinals	No. 4 Boston U. def. No. 5 Colgate, 18-17 3OT
5-3-24	West Point, N.Y.	Semifinals	No. 4 Boston U. def. No. 1 Army, 11-10 OT
		Semifinals	No. 2 Lehigh def. No. 3 Navy , 12-8
5-5-24	West Point, N.Y.	Final	No. 2 Lehigh def. No. 4 Boston U., 11-10

MVP — Lehigh's Luke McAuliffe, So., D

2025 NAVY MEN'S LACROSSE

NAVY'S PATRIOT LEAGUE TOURNAMENT RECORDS

POINTS

In a game, team

25 vs. Colgate, 4-29-07
25 vs. Army, 5-1-05

In a game, individual

6, Nick Mirabito vs. Colgate, 4-29-07
6, Jon Birsner vs. Army, 5-1-05
6, Graham Gill vs. Army, 5-1-05

In a tournament, team

44 vs. Army (19) and Colgate (25), 4-27, 4-29

In a tournament, individual

9, N. Mirabito vs. Army (3), Colgate (6), 4-27, 4-29-07
9, Jon Birsner vs. Lehigh (3), Army (6), 4-29, 5-1-05
9, Graham Gill vs. Lehigh (3), Army (6), 4-29, 5-1-05

GOALS

In a game, team

15 vs. Colgate, 4-29-07
15 vs. Army, 5-1-05
15 vs. Colgate, 4-30-04

In a game, individual

4, Joe Lennon vs. Colgate, 4-24-09
4, Shane Durkin vs. Colgate, 4-25-08
4, Nick Mirabito vs. Colgate, 4-29-07
4, Graham Gill vs. Army, 5-1-05
4, Joe Bossi vs. Colgate, 4-30-04

In a tournament, team

27 vs. Army (12) and Colgate (15), 4-27, 4-29-07

In a tournament, individual

6, N. Mirabito vs. Army (2), Colgate (4), 4-27, 4-29-07
6, Graham Gill vs. Lehigh (2), Army (4), 4-29, 5-1-05

ASSISTS

In a game, team

10 vs. Colgate, 4-29-07
10 vs. Army, 5-1-05

In a game, individual

5, Jon Birsner vs. Army, 5-1-05

In a tournament, team

17 vs. Army (7) and Colgate (10), 4-27, 4-29-07

In a tournament, individual

7, Jon Birsner vs. Lehigh (2), Army (5), 4-29, 5-1-05

SHOTS

In a game, team

45 vs. Colgate, 4-30-04

In a game, individual

9, Billy Looney vs. Army, 4-30-06

In a tournament, team

79 vs. Colgate (45) and Hobart (34), 4-30, 5-2-04

In a tournament, individual

15, G. Gill vs. Lehigh (7), Army (8), 4-29, 5-1-05

GROUND BALLS

In a game, team

55 vs. Hobart, 5-2-04

In a game, individual

11, Zach Hayashi vs. Loyola, 4-30-24

In a tournament, team

102 vs. Colgate (47) and Hobart (55), 4-30, 5-2-04

In a tournament, individual

19, William Wallace vs. Colgate (10) and Hobart (9), 4-30, 5-2-04

SAVES

In a game, team

18 vs. Loyola, 4-30-24

In a game, individual

18, Dan Daly vs. Loyola, 4-30-24

In a tournament, team

25 vs. Loyola (18) and Lehigh (7), 4-30, 5-3-24

In a tournament, individual

25, Dan Daly vs. Loyola (18) and Lehigh (7), 4-30, 5-3-24

FACEOFFS WON

In a game, team

18 vs. Loyola, 4-30-24

In a game, individual

18, Zach Hayashi vs. Loyola, 4-30-24

In a tournament, team

29 vs. Loyola (18) and Lehigh (11), 4-30, 5-3-24

In a tournament, individual

29, Zach Hayashi vs. Loyola (18) and Lehigh (11), 4-30, 5-3-24

FACEOFFS ATTEMPTED

In a game, team

27 vs. Army, 5-1-05

In a game, individual

26, Zach Hayashi vs. Loyola, 4-30-24

In a tournament, team

50 vs. Loyola (26) and Lehigh (24), 4-30, 5-3-24

In a tournament, individual

48, Zach Hayashi vs. Loyola (26) and Lehigh (22), 4-30, 5-3-24

EXTRA-MAN GOALS

In a game, team

4 vs. Loyola, 4-30-24

In a game, individual

3, Henry Tolker vs. Lehigh, 5-3-24

In a tournament, team

5 vs. Loyola (1) and Lehigh (4), 4-30, 5-3-24

In a tournament, individual

3, Henry Tolker vs. Loyola (0) and Lehigh (3), 5-3-24

EXTRA-MAN OPPORTUNITIES

In a game, team

7 vs. Lehigh (4 of 7), 5-3-24

In a tournament, team

9 vs. Loyola (2) and Lehigh (7), 4-30, 5-3-24

Best Extra-Man Percentage In a Tournament

.667 vs. Loyola (2-3), 5-2-23

CLEARs

Best Clear Percentage In a Game

1.000 (14 of 14) vs. Lehigh, 5-3-24

Best Clear Percentage In a Tournament

.881 vs. Army (17 of 21) and Colgate (20 of 21), 4-27, 4-29-07

PENALTIES

In a game, team

6 vs. Lehigh, 4-29-05

In a game, individual

2, Ian McGullam vs. Lehigh, 5-3-24
2, John Trainor vs. Holy Cross, 3-25-17
2, Graham Gill vs. Lehigh, 4-29-05
2, Clipper Lennon vs. Lehigh, 4-29-05

In a tournament, team

9 vs. Lehigh (6) and Army (3), 4-29, 5-1-05

In a tournament, individual

3, Graham Gill vs. Lehigh (2), Army (1), 4-29, 5-1-05

MISCELLANEOUS

Quickest Goal to Start the Game

14:42, Nick Mirabito (from Jon Birsner) vs. Lehigh, 4-29-05

Quickest Back-to-Back Goals

0:06 vs. Army, 5-1-05
11:37 by Graham Gill unassisted (Navy)
11:31 by Tony Vozzolo unassisted (Army)
0:06 vs. Army, 4-30-06
13:03 by William Wallace from Jon Birsner
12:57 by Ian Dingman from William Wallace

Quickest Back-to-Back Goals (by One Team)

0:06 vs. Army, 4-30-06
13:03 by William Wallace from Jon Birsner
12:57 by Ian Dingman from William Wallace

2025 NAVY MEN'S LACROSSE

NAVY'S 100-POINT SCORERS

NAVY'S 100-POINT CLUB

	Name	Yrs	G	A	Pts
1.	Jeff Long	1974-77	84	149	233
2.	Mike Buzzell	1977-80	111	111	222
3.	Mike Herger	1987-90	107	90	197
4.	Ian Dingman	2003-07	125	63	188
5.	Paul Basile	1986-89	54	129	183
6.	Jimmy Lewis	1964-66	78	91	169
7.	Nick Mirabito	2005-08	96	62	158
8.	Jon Birsner	2003-06	49	105	154
9.	Dave Bayly	1972-74	72	81	153
10.	James Chambers	1946-49	148	---	148
11.	Sam Jones	2011-14	85	59	144
12.	Syd Abernethy	1978-81	87	54	141
13.	Glen Miles	1983-86	65	75	140
14.	Tucker Hull	2011-14	82	53	135
15.	Brian Keith	1987-90	105	29	134
16.	Greyson Torain	2016-19	89	49	132
	Dennis Nealon	1988-91	64	68	132
18.	Rich Wehman	1980-83	95	35	130
19.	Eddie McKinnon	1999-02	81	45	126
20.	Christian Daniel	2018-21	76	46	122
21.	Brendan Schneck	1977-78	73	48	121
22.	Ryan Wade	2016-19	42	77	119
	Mike Chanenchuck	1976-79	50	69	119
24.	Jamie O'Leary	1996-99	79	38	117
25.	Karl Rippelmeyer	1958-60	72	43	115
26.	Adam Borcz	1998-01	95	17	112
27.	Patrick Keena	2013-16	43	65	108
28.	Max Hewitt	2021-24	68	39	107
	Rob Bailey	1992-95	70	37	107
30.	Matt Pawlikowski	1990-93	64	42	106
31.	Jack Ray	2015-18	79	25	104
32.	Billy Looney	2004-07	73	30	103
33.	Andy Warner	2008-11	49	52	101
	Mike Hannan	1976-78	91	10	101
	Bob Pell	1970-72	75	26	101
	John Carter	1956-58	71	30	101
37	HENRY TOLKER	2022-PRESENT	80	20	100
	Graham Gill	2002-05	59	41	100

FASTEST TO 100 POINTS

Rk	Gms	Player	100th Point	Year / Eligibility
1.	Under 22	Jimmy Lewis	Unknown	Junior / 2nd year eligibility /
			Assists kept for season, but not game by game	
2.	22	Dave Bayly	Hofstra / 4-28-1973	Junior / 2nd year eligibility
3.	23	Mike Herger	Virginia / 4-23-1988	Sophomore
4.	25	Brenden Schneck	Virginia / 4-29-1978	Sophomore
5.	26	Karl Rippelmeyer	Maryland / 4-30-1960	Senior / 3rd year eligibility
6.	27	Paul Basile	Rutgers / 3-12-1988	Junior
7.	28	Jeff Long	Rutgers / 3-20-1976	Junior
8.	29	Mike Buzzell	Washington College / 3-28-1979	Junior
	29	John Carter	Army / 5-31-1958	Senior / 3rd year eligibility
10.	31	Ian Dingman	Syracuse / 5-31-2004	Sophomore
	31	James Chambers	Lehigh / 5-22-1948	Junior
12.	32	Tucker Hull	Towson / 3-12-2013	Junior
13.	34	Rich Wehman	Hofstra / 3-16-1983	Senior
14.	35	Christian Daniel	Loyola / 4-3-2021	Senior
15.	36	Bob Pell	Army / 5-13-1972	Senior / 3rd year eligibility
16.	37	Sam Jones	Army / 4-13-2013	Junior
	37	Glen Miles	Washington College / 3-12-1986	Senior
18.	38	Dennis Nealon	Washington College / 3-20-1991	Senior
19.	39	Ryan Wade	Holy Cross / 3-30-2019	Senior / played in 2 gms as plebe
	39	Brian Keith	Syracuse / 5-22-1989	Junior
21.	40	Syd Abernethy	Washington College / 3-18-1981	Junior
22.	43	Nick Mirabito	Johns Hopkins / 4-21-2007	Junior
	43	Jamie O'Leary	Air Force / 3-25-1999	Senior
	43	Matt Pawlikowski	Georgetown / 4-14-1993	Senior
25.	45	Greyson Torain	Vermont, 2-9-2019	Senior
	45	Jon Birsner	Army / 5-1-2005	Junior
	45	Eddie McKinnon	Rutgers / 3-16-2002	Senior
28.	46	HENRY TOLKER	LEHIGH / 5-3-2024	JUNIOR
	46	Mike Hannan	Maryland / 5-19-1979	Senior
30.	47	Rob Bailey	Georgetown / 4-12-1995	Senior
	47	Mike Chanenchuk	Syracuse / 4-14-1979	Senior
32.	49	Jack Ray	Syracuse / 4-21-2018	Senior
33.	50	Adam Borcz	Penn State / 4-14-2001	Senior
34.	53	Patrick Keena	Sacred Heart / 4-22-2016	Senior
35.	54	Max Hewitt	Bucknell / 4-26-2024	Senior
	54	Andy Warner	Army / 4-16-2011	Senior
37.	59	Graham Gill	Virginia / 5-21-2005	Senior
38.	64	Billy Looney	North Carolina / 5-13-2007	Senior

2025 NAVY MEN'S LACROSSE

NAVY'S 100-POINT SCORERS

1. JEFF LONG

- Class of 1977
- All-American; 1975-76-77
- National Hall of Fame Member

Yrs	GP-S	Gls	Asts	Pts
1974	12-0	19	19	38
1975	15-15	27	34	61
1976	13-11	16	43	59
1977	15-15	22	53	75
Totals	55-41	84	149	233

2. MIKE BUZZELL

- Class of 1980
- All-American; 1978-79-80
- Turnbull Memorial Award; 1980
- National Hall of Fame Member

Yrs	GP-S	Gls	Asts	Pts
1977	13-0	3	6	9
1978	14-13	38	40	78
1979	13-13	41	44	85
1980	11-11	29	21	50
Totals	51-37	111	111	222

3. MIKE HERGER

- Class of 1990
- All-American; 1987-88-89-90

Yrs	GP-S	Gls	Asts	Pts
1987	13-13	37	18	55
1988	13-13	26	28	54
1989	12-12	23	20	43
1990	11-11	21	24	45
Totals	49-49	107	90	197

4. IAN DINGMAN

- Class of 2007
- All-American; 2004

Yrs	GP-S	Gls	Asts	Pts
2003	13-2	23	17	40
2004	18-18	36	26	62
2006	15-14	33	11	44
2007	15-15	33	9	42
Totals	61-49	125	63	188

5. PAUL BASILE

- Class of 1989
- All-American; 1987-89

Yrs	GP-S	Gls	Asts	Pts
1986	12-12	11	26	37
1987	13-13	10	46	56
1988	13-13	17	23	40
1989	13-13	16	34	50
Totals	51-51	54	129	183

6. JIMMY LEWIS

- Class of 1966
- All-American; 1964-65-66
- Turnbull Memorial Award; 1964-65-66
- National Hall of Fame Member

Yrs	GP-S	Gls	Asts	Pts
1964	10-10	27	20	47
1965	12-12	27	36	63
1966	12-12	24	35	59
Totals	34-34	78	91	169

7. NICK MIRABITO

- Class of 2008
- All-American; 2008

Yrs	GP-S	Gls	Asts	Pts
2005	16-16	27	6	33
2006	15-15	23	12	35
2007	15-15	23	21	44
2008	16-16	23	23	46
Totals	62-62	96	62	158

8. JON BIRSNER

- Class of 2006
- All-American; 2005-06

Yrs	GP-S	Gls	Asts	Pts
2003	13-4	9	9	18
2004	18-18	11	29	40
2005	14-14	11	31	42
2006	15-15	18	36	54
Totals	60-51	49	105	154

9. DAVE BAYLY

- Class of 1974
- All-American; 1972-73-74

Yrs	GP-S	Gls	Asts	Pts
1972	12-12	27	30	57
1973	13-12	23	30	53
1974	12-12	22	21	43
Totals	37-36	72	81	153

10. JAMES CHAMBERS

- Class of 1949
- All-American; 1946-47-48-49
- Turnbull Memorial Award; 1949
- National Hall of Fame Member

Yrs	GP-S	Gls	Asts	Pts
1946	10-10	33	---	33
1947	11-11	37	---	37
1948	12-12	36	---	36
1949	12-12	42	---	42
Totals	45-45	148	---	148

11. SAM JONES

- Class of 2014

Yrs	GP/S	Gls	Asts	Pts
2011	13-13	23	15	38
2012	12-12	18	13	31
2013	13-13	21	12	33
2014	14-14	23	19	42
Totals	52-52	85	59	144

12. SYD ABERNETHY

- Class of 1981
- All-American; 1980-81

Yrs	GP-S	Gls	Asts	Pts
1978	13-0	4	2	6
1979	13-13	21	16	37
1980	11-11	23	19	42
1981	12-12	39	17	56
Totals	49-36	87	54	141

13. GLEN MILES

- Class of 1986
- All-American; 1984-85-86
- MacLaughlin Award; 1986

Yrs	GP-S	Gls	Asts	Pts
1983	11-6	6	5	11
1984	12-11	17	13	30
1985	11-11	19	27	46
1986	12-12	23	30	53
Totals	46-40	65	75	140

14. TUCKER HULL

- Class of 2014

Yrs	GP-S	Gls	Asts	Pts
2011	13-13	23	15	38
2012	12-12	23	24	47
2013	13-13	13	8	21
2014	14-14	23	6	29
Totals	52-52	82	53	135

15. BRIAN KEITH

- Class of 1990
- All-American; 1988-89-90

Yrs	GP-S	Gls	Asts	Pts
1987	13-0	12	2	14
1988	13-13	27	7	34
1989	13-13	41	12	53
1990	11-11	25	8	33
Totals	50-37	105	29	134

T16. GREYSON TORAIN

- Class of 2019
- All-American; 2017

Yrs	GP-S	Gls	Asts	Pts
2016	16-16	17	7	24
2017	14-14	23	15	38
2018	14-14	19	14	33
2019	13-13	24	13	37
Totals	57-57	83	49	132

T16. DENNIS NEALON

- Class of 1991
- All-American; 1990

Yrs	GP-S	Gls	Asts	Pts
1988	10-0	0	1	1
1989	13-12	21	14	35
1990	11-11	22	29	51
1991	11-11	21	24	45
Totals	45-34	64	68	132



2025 NAVY MEN'S LACROSSE

NAVY'S 100-POINT SCORERS

18. RICH WEHMAN

- Class of 1983
- All-American; 1981-82-83

Yrs	GP-S	Gls	Asts	Pts
1980	11-11	21	5	26
1981	10-10	21	13	34
1982	11-11	27	12	39
1983	10-8	26	5	31
Totals	42-40	95	35	130

19. EDDIE MCKINNON

- Class of 2002

Yrs	GP-S	Gls	Asts	Pts
1999	14-13	6	5	11
2000	13-13	24	18	42
2001	13-13	23	11	34
2002	13-13	28	11	39
Totals	53-52	81	45	126

20. CHRISTIAN DANIEL

- Class of 2021

Yrs	GP-S	Gls	Asts	Pts
2018	13-12	21	10	31
2019	13-13	31	12	43
2020	5-5	8	9	17
2021	9-9	16	15	31
Totals	40-39	76	46	122

21. BRENDAN SCHNECK

- Transferred to Johns Hopkins

Yrs	GP-S	Gls	Asts	Pts
1977	15-15	22	21	43
1978	14-14	51	27	78
Totals	29-29	73	48	121

T22. RYAN WADE

- Class of 2019

Yrs	GP-S	Gls	Asts	Pts
2016	2-0	0	0	0
2017	14-13	13	25	38
2018	14-14	9	24	33
2019	13-13	20	28	48
Totals	43-40	42	77	119

T22. MIKE CHANENCHUK

- Class of 1979
- All-American; 1977-78-79

Yrs	GP-S	Gls	Asts	Pts
1976	13-0	6	13	19
1977	15-0	17	15	32
1978	12-8	13	18	31
1979	13-13	14	23	37
Totals	53-21	50	69	119

24. JAMIE O'LEARY

- Class of 1999

Yrs	GP-S	Gls	Asts	Pts
1996	12-0	11	5	16
1997	12-12	24	6	30
1998	13-13	29	13	42
1999	14-14	15	14	29
Totals	51-39	79	38	117

25. KARL RIPPELMEYER

- Class of 1960
- All-American; 1958-59-60
- National Hall of Fame Member

Yrs	GP-S	Gls	Asts	Pts
1958	10-10	25	32	57
1959	10-9	16	11	27
1960	11-11	31	NA	31
Totals	31-30	72	43	115

26. ADAM BORCZ

- Class of 2001
- All-American; 2000-01

Yrs	GP-S	Gls	Asts	Pts
1998	13-12	23	4	27
1999	14-14	18	6	24
2000	13-13	22	6	28
2001	13-13	32	1	33
Totals	53-52	95	17	112

27. PATRICK KEENA

- Class of 2016

Yrs	GP-S	Gls	Asts	Pts
2013	12-0	3	4	7
2014	14-0	2	8	10
2015	14-14	14	22	36
2016	16-16	24	31	55
Totals	56-30	43	65	108

T28. MAX HEWITT

- Class of 2024
- All-American; 2023

Yrs	GP-S	Gls	Asts	Pts
2021	9-4	6	1	7
2022	15-14	20	12	32
2023	16-16	24	12	36
2024	16-16	18	14	32
Totals	56-50	68	39	107

T28. ROB BAILEY

- Class of 1995

Yrs	GP-S	Gls	Asts	Pts
1992	13-6	11	1	12
1993	12-12	14	5	19
1994	13-12	23	17	40
1995	12-12	22	14	36
Totals	50-42	70	37	107

30. MATT PAWLIKOWSKI

- Class of 1993

Yrs	GP-S	Gls	Asts	Pts
1990	11-5	16	3	19
1991	11-3	16	4	20
1992	13-13	15	20	35
1993	12-12	17	15	32
Totals	47-33	64	42	106

31. JACK RAY

- Class of 2018

Yrs	GP-S	Gls	Asts	Pts
2015	13-12	22	4	26
2016	16-16	26	12	38
2017	7-7	5	2	7
2007	14-14	26	7	33
Totals	50-49	79	25	104

32. BILLY LOONEY

- Class of 2007
- All-American; 2005-06-07

Yrs	GP-S	Gls	Asts	Pts
2004	18-18	13	8	21
2005	16-16	22	4	26
2006	15-15	18	4	22
2007	15-15	20	14	34
Totals	64-64	73	30	103

T33. ANDY WARNER

- Class of 2011

Yrs	GP-S	Gls	Asts	Pts
2008	12-0	2	2	4
2009	16-16	13	14	27
2010	15-15	22	15	37
2011	12-12	12	21	33
Totals	55-43	49	52	101

T33. MIKE HANNAN

- Class of 1979
- All-American; 1979

Yrs	GP-S	Gls	Asts	Pts
1976	6-0	0	0	0
1977	13-0	5	1	6
1978	14-2	45	7	52
1979	13-13	41	2	43
Totals	46-15	91	10	101

T33. BOB PELL

- Class of 1972
- All-American; 1971-72

Yrs	GP-S	Gls	Asts	Pts
1970	12-11	17	3	20
1971	14-14	31	14	45
1972	10-10	27	9	36
Totals	36-35	75	26	101

2025 NAVY MEN'S LACROSSE

NAVY'S 100-POINT SCORERS

T33. JOHN CARTER

- Class of 1958
- All-American; 1956-57-58

Yrs	GP-S	Gls	Asts	Pts
1956	10-6	18	8	26
1957	9-7	36	10	46
1958	10-10	17	12	29
Totals	29-25	71	30	101

T37. HENRY TOLKER

- Class of 2025

Yrs	GP-S	Gls	Asts	Pts
2022	15-14	23	11	34
2023	15-13	27	2	29
2024	16-16	30	7	37
Totals	46-43	80	20	100

T37. GRAHAM GILL

- Class of 2005
- All-American; 2004-05

Yrs	GP-S	Gls	Asts	Pts
2002	12-4	3	6	9
2003	13-12	13	9	22
2004	18-18	24	10	34
2005	16-16	19	16	35
Totals	59-50	59	41	100



2025 NAVY MEN'S LACROSSE

CAREER LEADERS

POINTS

1.	233	Jeff Long	1974-77
2.	222	Mike Buzzell	1977-80
3.	197	Mike Herger	1987-90
4.	188	Ian Dingman	2003-07
5.	183	Paul Basile	1986-89
6.	169	James Lewis	1964-66
7.	158	Nick Mirabito	2005-08
8.	154	Jon Birsner	2003-06
9.	153	Dave Bayly	1972-74
10.	144	Sam Jones	2011-14
11.	143	James Chambers	1946-49
12.	141	Syd Abernethy	1978-81
13.	140	Glen Miles	1983-86
14.	135	Tucker Hull	2011-14
15.	134	Brian Keith	1987-90
16.	132	Greyson Torain	2016-19
	132	Dennis Nealon	1988-91
18.	130	Rich Wehman	1980-83
19.	126	Eddie McKinnon	1999-02
20.	122	Christian Daniel	2018-21

GOALS

1.	143	James Chambers	1946-49
2.	125	Ian Dingman	2003-07
3.	111	Mike Buzzell	1977-80
4.	107	Mike Herger	1987-90
5.	105	Brian Keith	1987-90
6.	96	Nick Mirabito	2005-08
7.	95	Adam Borcz	1998-01
	95	Rich Wehman	1980-83
9.	91	Mike Hannan	1976-79
10.	87	Syd Abernethy	1978-81
11.	85	Sam Jones	2011-14
12.	84	Jeff Long	1974-77
13.	83	Greyson Torain	2016-19
14.	82	Tucker Hull	2011-14
15.	81	Eddie McKinnon	1999-02
16.	80	HENRY TOLKER	2022-PRESENT
17.	79	Jack Ray	2015-18
	79	Jamie O'Leary	1996-99
19.	78	Jamie Slough	1991-94
	78	James Lewis	1964-66

ASSISTS

1.	149	Jeff Long	1974-77
2.	129	Paul Basile	1986-89
3.	111	Mike Buzzell	1977-80
4.	105	Jon Birsner	2003-06
5.	91	James Lewis	1964-66
6.	90	Mike Herger	1987-90
7.	81	Dave Bayly	1972-74
8.	77	Ryan Wade	2016-19
9.	75	Glen Miles	1983-86
10.	69	Mike Chanchuk	1976-79
11.	68	Dennis Nealon	1988-91
12.	65	Patrick Keena	2013-16
13.	63	Ian Dingman	2003-07
14.	62	Nick Mirabito	2005-08
15.	59	Sam Jones	2011-14
16.	56	Shannon Heyward	1955-57
17.	54	Syd Abernethy	1978-81
18.	53	Tucker Hull	2011-14
19.	52	Andy Warner	2008-11
20.	49	Greyson Torain	2016-19

SHOTS

1.	393	Jeff Long	1974-77
2.	373	Ian Dingman	2003-07
3.	355	Billy Looney	2004-07
4.	325	Jamie O'Leary	1996-99
5.	322	James Lewis	1964-66
6.	321	Greyson Torain	2016-19
7.	313	Adam Borcz	1998-01
8.	312	Bob Pell	1970-72
9.	304	Jamie Slough	1991-94
10.	296	Mike Herger	1987-90
	296	Brian Keith	1987-90
12.	292	Sam Jones	2011-14
13.	290	Nick Mirabito	2005-08
	290	Andy Ross	1994-97
15.	268	Bob DeSimone	1974-75
16.	261	Tucker Hull	2011-14
17.	257	Charles Bertrand	1992-95
18.	256	Dane Swanson	2021-24
	256	T.J. Hanzsche	2013-16
	256	Patrick Moran	2007-10

GROUND BALLS

1.	348	Brady Dove	2014-17
2.	222	William Wallace	2004-07
3.	214	John Duthie	1988-91
4.	207	Steve Looney	2003-06
5.	187	Pat Kiernan	2011-14
6.	186	Matt Rees	2014-17
7.	184	Mickey Jarboe	1997-00
8.	183	Frank Snyder	1985-88
9.	178	Kevin Caradona	1990-93
10.	177	Chris Pieczonka	2002-05
11.	172	Chad Donnelly	1997-00
12.	159	Matt Russell	2003-06
13.	157	Jackson Bonitz	2021-24
14.	155	Paul Basile	1986-89
15.	149	Dan Sullivan	1993-95
16.	147	Jamie Slough	1991-94
17.	142	Kevin Farrington	1990-93
18.	141	Nick Amatuccio	1985-88
19.	139	Greyson Torain	2016-19
	139	Matt Pawlikowski	1990-93

CAUSED TURNOVERS

1.	84	Matt Rees	2014-17
2.	79	Jackson Bonitz	2021-24
3.	74	Pat Kiernan	2011-14
4.	67	Chris Fennell	2014-17
5.	52	John Trainor	2014-17
6.	47	DJ Plumer	2015-18
7.	45	Austin Miller	2010-13
8.	37	Michael Hirsch	2008-11
9.	34	Jules Godino	2013-16
	34	Sam Jones	2011-14
11.	32	Andy Tormey	2006-09
	32	Matt Vernam	2009-12
13.	31	Andrew McKenna	2018-21
14.	27	Nick LiCalzi	2021-24
	27	Zach Snider	2020-23
16.	26	Nik Mullen	2011-14
17.	24	Nick Franchuk	2018-21
	24	Hiram Carter	2015-18
19.	22	Kyle Fairbanks	2020-23
	22	Alex Heyward	2012-15

FACEOFF WINS

1.	637	Brady Dove	2014-17
2.	363	Chris Pieczonka	2002-05
3.	313	William Wallace	2003-07
4.	266	Logan West	2009-12
5.	258	Chris Dingman	2000-03
6.	249	Joe Varello	2015-18
7.	214	ZACH HAYASHI	2024-PRESENT
8.	200	Nick Barry	2019-22
9.	191	Anthony Ghobriel	2022-23
10.	183	Jason Hull	1995-98
11.	181	Mikelis Visgauss	2005-08
12.	165	Jay James	1998-00
13.	156	Max Grant	1986-87
14.	154	Dan Sullivan	1993-95
15.	139	Jacob Jarosz	2019-22
	139	Frankie Coppola	2006-10
	139	Chris Messineo	1994-97
18.	127	Nate Hammond	2020-23
19.	109	Michael Schaal	1999-02
20.	108	Evan McGoogan	2010-13

SAVES

1.	701	Mickey Jarboe	1997-00
2.	545	Jeff Johnson	1976-79
3.	513	Kevin Farrington	1990-93
4.	509	Joe Donnelly	1985-88
5.	495	Garrett Luebker	1994-96
6.	479	RJ Wickham	2009-12
7.	465	Ryan Kern	2017-20
8.	441	Bill Mueller	1974-76
9.	439	Scott Bartkowski	1980-83
10.	427	John Connors	2013-16
11.	380	Matt Russell	2003-06
12.	355	Louis Brown	1987-90
13.	334	Steve Nims	1983-86
14.	316	Malcolm Ogilvie	1966-68
15.	314	Pat Ryan	2020-23
16.	274	Ray Finnegan	1973-74
17.	269	Steve Soroka	1970-72
18.	239	Jon Higdon	1999-02
19.	237	Dennis Wedekind	1963-65
20.	235	Mickey Reeves	1958-59

2025 NAVY MEN'S LACROSSE

SINGLE-SEASON LEADERS

POINTS

1.	85	Mike Buzzell	1979
2.	78	Mike Buzzell	1978
	78	Brendan Schneck	1978
4.	75	Jeff Long	1977
5.	63	James Lewis	1965
6.	62	Ian Dingman	2004
7.	61	Jeff Long	1975
8.	59	Jeff Long	1976
	59	James Lewis	1966
10.	57	Dave Bayly	1972
	57	Karl Rippelmeyer	1958
12.	56	Paul Basile	1987
	56	Syd Abernethy	1981
14.	55	Patrick Keena	2016
	55	Mike Herger	1987
16.	54	Jon Birsner	2006
	54	Mike Herger	1988
18.	53	Brian Keith	1989
	53	Glen Miles	1986
	53	Dave Bayly	1973

GOALS

1.	51	Brendan Schneck	1978
2.	45	Mike Hannan	1978
3.	44	Joe Bossi	2004
4.	41	Brian Keith	1989
	41	Mike Buzzell	1979
	41	Mike Hannan	1979
7.	39	Syd Abernethy	1981
	39	James Chambers	1949
9.	38	Mike Buzzell	1978
10.	37	Mike Herger	1987
	37	Bob DeSimone	1975
	37	James Chambers	1947
13.	36	Ian Dingman	2004
	36	John Carter	1957
15.	34	Casey Rees	2016
	34	James Chambers	1948
17.	33	Ian Dingman	2007
	33	Ian Dingman	2006
19.	32	Adam Borcz	2001
20.	31	Christian Daniel	2019
	31	Bob Pell	1971
	31	Karl Rippelmeyer	1960
	31	Samuel Moncure	1931

ASSISTS

(1956 TO PRESENT-EXCLUDES 57, 58, 60, 61, 64)

1.	53	Jeff Long	1977
2.	46	Paul Basile	1987
3.	44	Mike Buzzell	1979
4.	43	Jeff Long	1976
5.	40	Mike Buzzell	1978
6.	36	Jon Birsner	2006
	36	James Lewis	1965
8.	35	James Lewis	1966
9.	34	Paul Basile	1989
	34	Jeff Long	1975
11.	33	Bruce Seitz	1983
12.	32	Karl Rippelmeyer	1958
13.	31	Patrick Keena	2016
	31	Jon Birsner	2005
15.	30	Glen Miles	1986
	30	Dave Bayly	1973
	30	Dave Bayly	1972
18.	29	Jon Birsner	2004

29	Dennis Nealon	1990
29	Shannon Heyward	1956

SHOTS (1978-84 SHOTS NOT RECORDED)

1.	174	Bob DeSimone	1975
2.	144	Bob Pell	1971
3.	126	Jeff Long	1975
4.	115	Jamie O'Leary	1998
	115	James Lewis	1966
6.	111	Ian Dingman	2004
7.	109	Billy Looney	2006
8.	108	Adam Borcz	2001
	108	Jamie Slough	1994
10.	106	Dane Swanson	2022
	106	Casey Rees	2016
	106	Patrick Moran	2010
13.	105	Christian Daniel	2019
	105	Jim Lewis	1965
15.	104	Ian Dingman	2006
	104	Jamie O'Leary	1997
	104	Brian Keith	1989
18.	103	Joe Bossi	2004
	103	Jeff Long	1977
20.	102	James Lewis	1964

GROUND BALLS (1985 TO PRESENT)

1.	105	ZACH HAYASHI	2024
2.	100	Brady Dove	2017
3.	93	Chris Pieczonka	2004
4.	87	Brady Dove	2016
	87	William Wallace	2006
6.	85	Steve Looney	2004
7.	83	Anthony Ghobriel	2023
	83	Brady Dove	2014
9.	80	Joe Varello	2018
	80	Mikelis Visgauss	2008
11.	78	Brady Dove	2015
	75	William Wallace	2007
13.	73	John Duthie	1991
14.	71	Glen Miles	1986
15.	69	Jamie Slough	1994
16.	68	Pat Kiernan	2013
17.	67	Kevin Caradona	1992
18.	65	Mickey Jarboe	1999
19.	62	Matt Rees	2016
	62	Louis Brown	1990
	62	John Duthie	1989

CAUSED TURNOVERS (2009 TO PRESENT)

1.	32	Andy Tormey	2009
2.	30	Austin Miller	2013
3.	29	Jackson Bonitz	2024
	29	Matt Rees	2017
5.	26	Matt Rees	2016
	26	Pat Kiernan	2013
7.	23	Chris Fennell	2016
	23	Pat Kiernan	2014
9.	22	Jackson Bonitz	2023
	22	DJ Plumer	2016
11.	20	Matt Rees	2015
12.	18	Jackson Bonitz	2022
	18	Geoff Leone	2009
14.	17	John Trainor	2017
	17	Chris Fennell	2015
	17	John Trainor	2015
	17	Sam Jones	2013
	17	Michael Hirsch	2010

	17	Michael Hirsch	2011
20.	15	Austin Miller	2012
	15	Zack Schroeder	2009

FACEOFF WINS (1995 TO PRESENT)

1.	214	ZACH HAYASHI	2024
2.	185	Anthony Ghobriel	2023
3.	173	Chris Pieczonka	2004
4.	169	Brady Dove	2017
5.	163	Brady Dove	2014
6.	160	Joe Varello	2018
7.	158	Brady Dove	2016
8.	156	Max Grant	1987
9.	154	Dan Sullivan	1995
10.	147	Brady Dove	2015
11.	137	Chris Pieczonka	2005
12.	134	Nick Barry	2019
13.	129	William Wallace	2006
	126	Mikelis Visgauss	2008
15.	110	Logan West	2011
16.	106	Frankie Coppola	2009
17.	104	William Wallace	2007
18.	101	Jason Hull	1998
19.	93	Chris Dingman	2002
20.	92	Nate Hammond	2022

SAVES (1956 TO PRESENT)

1.	236	Bill Mueller	1975
2.	215	Mickey Jarboe	1999
3.	201	Garrett Luebker	1996
4.	196	Bill Mueller	1976
5.	193	Joe Donnelly	1987
6.	191	DAN DALY	2024
7.	188	RJ Wickham	2010
8.	186	Garrett Luebker	1994
9.	183	Jeff Johnson	1978
10.	180	Kevin Farrington	1993
11.	179	Mickey Jarboe	1997
12.	176	Louis Brown	1990
	176	Louis Brown	1989
14.	175	Jeff Johnson	1977
15.	171	Kevin Farrington	1992
16.	167	Ryan Kern	2019
	167	Mickey Jarboe	1998
18.	165	Jeff Johnson	1979
19.	163	Joe Donnelly	1988
20.	161	Kevin Farrington	1991



2025 NAVY MEN'S LACROSSE

SINGLE-GAME INDIVIDUAL LEADERS

POINTS

1.	13 (5-8)	Mike Buzzell at Delaware, 4-11-78
2.	12 (4-8)	Dennis Nealon at Wash. College, 3-20-91
3.	11 (2-9)	Bruce Seitz at Princeton, 4-2-83
	11 (2-9)	Jeff Long at Hofstra, 4-17-76
5.	10 (4-6)	Sam Jones vs. VMI, 2-8-14
	10 (3-7)	Mike Herger at Army, 4-7-90
	10 (7-3)	Mike Buzzell at Rutgers, 3-17-79
	10 (4-6)	Mike Buzzell at Hofstra, 4-11-79
9.	9 (9-0)	Dave Little vs. Lehigh, 3-25-17
	9 (2-7)	Patrick Keena vs. VMI, 2-8-15
	9 (5-4)	Sam Jones vs. VMI (2-11-12)
	9 (5-4)	Dennis Nealon at Army, 4-7-90
	9 (2-7)	Paul Basile vs. Delaware, 3-21-87
	9 (6-3)	Brendan Schneck at Delaware, 4-11-78
	9 (1-8)	Jeff Long vs. Delaware, 4-5-77
	9 (4-5)	Brendan Schneck at Penn, 5-17-77
	9 (5-4)	William Kordis at Washington & Lee, 4-15-72
	9 (2-7)	Tom Mitchell vs. Duke, 5-6-61
19.	8 (5-3)	Christian Daniel vs. Boston U., 4-26-19
	8 (3-5)	Tucker Hull vs. Holy Cross, 3-17-12
	8 (2-6)	Andy Warner vs. Towson, 3-15-11
	8 (0-8)	Jon Birsner vs. Colgate, 3-19-05
	8 (5-3)	Matt Pawlikowski at Penn, 3-24-93
	8 (5-3)	Dennis Nealon vs. Delaware, 3-23-91
	8 (4-4)	Dennis Nealon vs. Penn, 3-17-90
	8 (2-6)	Dennis Nealon at MBC, 3-28-90
	8 (7-1)	Brian Keith at Wash. College, 3-4-89
	8 (6-2)	Brian Keith vs. Washington College, 3-16-88
	8 (1-7)	Mike Herger at Delaware, 3-26-88
	8 (0-8)	Paul Basile vs. Brown 5-13-87
	8 (3-5)	Bruce Seitz at Penn, 3-30-83
	8 (6-2)	Syd Abernethy vs. Rutgers, 3-14-81
	8 (6-2)	Syd Abernethy at Princeton, 4-4-81
	8 (3-5)	Mike Buzzell vs. N. Carolina, 5-21-80
	8 (6-2)	Mike Buzzell vs. Maryland, 4-21-79
	8 (6-2)	Brendan Schneck vs. Princeton, 4-8-78
	8 (3-5)	Mike Buzzell at Maryland, 4-22-78
	8 (5-3)	Mike Buzzell vs. Army, 5-17-78
	8 (1-7)	Jeff Long at Virginia, 4-30-77
	8 (7-1)	Robert DeSimone at Wash. & Lee, 3-28-75
	8 (4-4)	Dave Bayly at Hofstra, 4-6-74
	8 (3-5)	Dave Bayly vs. Dartmouth, 3-17-73
	8 (5-3)	Dave Bayly at Washington & Lee, 4-15-72
	8 (4-4)	Tom Mitchell vs. Mt. Washington L.C., 5-27-61

GOALS

1.	9	Dave Little vs. Lehigh, 3-25-17
2.	8	Robert Booze vs. Drexel, 3-27-43
3.	7	Brian Keith at Washington College, 3-4-89
	7	Mike Buzzell at Rutgers, 3-17-79
	7	Robert DeSimone at Wash. & Lee, 3-28-75
	7	John Carter vs. Harvard, 4-6-57
	7	Robert Pirie at Princeton, 5-7-55
	7	James Chambers vs. Dartmouth, 4-3-47
	7	Samuel Moncure vs. Lehigh, 4-23-32
	7	Samuel Moncure vs. Lehigh, 5-9-31
	7	Elliott Parish vs. Randolph Macon, 4-6-29
	7	Robert Hull vs. New York Univ., 4-2-27
13.	6	HENRY TOLKER AT LOYOLA, 4-7-23
	6	T.J. Hanzsche vs. Holy Cross, 3-1-14
	6	Tucker Hull vs. VMI, 2-11-12
	6	Taylor Harris vs. Holy Cross, 3-26-06
	6	Matt Pawlikowski vs. Penn, 3-17-90
	6	Brian Keith vs. Washington College, 3-16-88
	6	Mike Herger at Princeton, 3-28-87
	6	Mike Herger vs. Brown 5-13-87
	6	John Hawley at Princeton, 3-30-85
	6	Tom Calabrese vs. Hofstra, 5-8-84

6	Syd Abernethy vs. Rutgers, 3-14-81
6	Syd Abernethy at Princeton, 4-4-81
6	Syd Abernethy vs. Maryland, 4-18-81
6	Mike Hannan at Penn, 4-4-79
6	Mike Hannan at Hofstra, 4-11-79
6	Mike Buzzell vs. Maryland, 4-21-79
6	Brendan Schneck vs. Princeton, 4-8-78
6	Brendan Schneck at Delaware, 4-11-78
6	Mike Hannan vs. Army, 5-17-78
6	Nick Smilari vs. Harvard, 4-4-73
6	Pete Taylor vs. Princeton, 4-14-62
6	John Carter vs. Duke, 4-20-57
6	Robert Pirie vs. Harvard, 4-8-54
6	James Chambers vs. Yale, 4-16-49
6	James Chambers vs. Harvard, 4-3-48
6	James Chambers vs. Union College, 3-31-47
6	James Chambers vs. Harvard, 4-5-47
6	Stewart McLean vs. Syracuse, 5-1-46
6	John Carroll vs. City College of NY, 3-31-45
6	Francis Brady vs. Syracuse, 5-3-41
6	Stuart Miller at Army, 5-28-38
6	John Sullivan vs. Harvard, 4-10-37
6	Kenneth Schacht vs. Syracuse, 4-27-35
6	Samuel Moncure vs. Brown, 5-2-31
6	Samuel Moncure at Harvard, 5-16-31
6	Walter Linaweaver vs. Lafayette, 4-17-26
6	Richard Dole vs. Cornell, 4-8-22

ASSISTS (1962-PRESENT, EXCLUDES 1964, '65)

1.	9	Bruce Seitz at Princeton, 4-2-83
	9	Jeff Long at Hofstra, 4-17-76
3.	8	Jon Birsner vs. Colgate, 3-19-05
	8	Dennis Nealon at Washington College, 3-20-91
	8	Paul Basile vs. Brown 5-13-87
	8	Mike Buzzell at Delaware, 4-11-78
	8	Jeff Long vs. Delaware, 4-5-77
8.	7	Patrick Keena vs. VMI, 2-8-15
	7	Mike Herger at Army, 4-7-90
	7	Mike Herger at Delaware, 3-26-88
	7	Paul Basile vs. Delaware, 3-21-87
	7	Jeff Long at Virginia, 4-30-77
	7	Tom Mitchell vs. Duke, 5-6-61

SHOTS (1995-PRESENT)

1.	18	Billy Looney vs. Johns Hopkins, 4-22-06
2.	15	Adam Borcz at Johns Hopkins, 4-21-01
3.	14	Patrick Skalniak vs. Mount St. Mary's, 2-4-23
	14	Tucker Hull vs. VMI, 2-11-12
	14	Jamie O'Leary vs. Johns Hopkins, 4-17-98
6.	13	Xavier Arline vs. Manhattan, 2-18-23
	13	Patrick Skalniak at Lehigh, 5-3-22
	13	Christian Daniel vs. Boston U., 4-26-19
	13	Christian Daniel vs. Lehigh, 3-23-19
	13	Jack Ray at Boston University, 2-24-18
	13	Tucker Hull vs. VMI, 2-8-14
	13	Tim Paul at North Carolina, 5-10-08
	13	Billy Looney at Army, 4-15-06
	13	Ian Dingman vs. Syracuse, 5-31-04

GROUND BALLS (1995-PRESENT)

1.	17	Brady Dove vs. Lehigh, 3-25-17
2.	14	Joe Varello vs. Loyola, 3-17-18
	14	Logan West vs. Bucknell, 3-3-12
4.	13	Dan Sullivan at Virginia, 3-4-95
5.	12	ZACH HAYASHI VS. BUCKNELL, 4-26-24
	12	Anthony Ghobriel at Bucknell, 4-28-23
	12	Brady Dove at Holy Cross, 4-2-17
	12	Brady Dove vs. Lehigh, 3-14-15
	12	Pat Kiernan vs. Towson, 3-12-13
	12	William Wallace at Army, 4-15-06

12	William Wallace vs. Bucknell, 3-11-06
12	Chris Pieczonka vs. Ohio State, 2-28-04
12	Mickey Jarboe at Delaware, 3-28-99
12	Jason Hull vs. North Carolina, 3-2-97

FACEOFF WINS (1995-PRESENT)

1.	21	Joe Varello vs. Loyola, 3-17-18
	21	Brady Dove vs. Lehigh, 3-25-17
	21	Brady Dove vs. Maryland, 2-11-17
4.	20	ZACH HAYASHI VS. BUCKNELL, 4-26-24
	20	Chris Pieczonka vs. Syracuse, 5-31-04
	20	Dan Sullivan vs. Maryland, 4-8-95

FACEOFF ATTEMPTS (1995-PRESENT)

1.	34	Brady Dove vs. Holy Cross, 3-1-14
2.	32	Dan Sullivan at Virginia, 3-4-95
	32	Dan Sullivan vs. Maryland, 4-8-95
4.	29	Brady Dove vs. Maryland, 2-11-17
	29	Logan West vs. Towson, 3-15-11
	29	Jason Hull vs. Delaware, 3-21-98

FACEOFF % (MIN. 10 ATTEMPTS // 1995-PRESENT)

1.	1.000 (10-10)	Brady Dove vs. VMI, 2-8-15
	1.000 (13-13)	W. Wallace vs. Lafayette, 3-15-05
3.	94.1 (16-17)	W. Wallace vs. Bucknell, 3-11-06
4.	93.8 (15-16)	D. Sullivan vs. Delaware, 3-25-95
5.	93.3 (14-15)	C. Pieczonka vs. Colgate, 3-20-04
6.	92.3 (12-13)	C. Pieczonka at Cornell, 5-23-04

PERFECT FACEOFF GAMES (MIN. OF 5 ATT.)

13-13	William Wallace vs. Lafayette, 3-15-05
10-10	Brady Dove vs. VMI, 2-8-15
9-9	Jacob Jarosz vs. Manhattan, 2-20-22
8-8	William Wallace at Bucknell, 3-25-07
7-7	Michael Schaal at Stony Brook, 3-24-01
7-7	Bart Orr vs. Mt. St. Mary's, 4-14-98
5-5	Chris Dingman vs. Radford, 3-21-01

SAVES (1968-PRESENT)

1.	28	Louis Brown vs. Rutgers, 3-11-89
2.	27	Kevin Farrington at Maryland, 4-11-92
	27	Louis Brown vs. Johns Hopkins, 4-28-90
	27	Joe Donnelly vs. Rutgers, 3-4-87
	27	Steve Nims vs. UMBC, 3-9-85

EXTRA-MAN GOALS (2000-PRESENT)

1.	3	HENRY TOLKER VS. LEHIGH, 5-3-24
	3	Jack Sweeney at Loyola, 4-17-21
	3	Tyler Perreten at Lehigh, 2-29-20
	3	Harrison Chaires at Holy Cross, 3-19-11
	3	Adam Borcz at Penn State, 4-14-01

MAN-DOWN GOALS (2000-PRESENT)

1.	1	Henry Tolker at Boston U., 3-2-24
	1	Chris Fennell at Holy Cross, 2-21-15
	1	T.J. Hanzsche vs. Georgetown, 2-15-14
	1	Patrick Keena vs. VMI, 2-8-14
	1	Pat Kiernan vs. Detroit, 2-15-13
	1	Austin Heneveld vs. VMI, 2-9-13
	1	Sam Jones vs. VMI, 2-11-12
	1	Tucker Hull vs. Lafayette, 3-12-11
	1	Andy Tormey vs. Holy Cross, 3-17-07
	1	Nick Mirabito vs. Ohio State, 2-24-06
	1	Billy Looney vs. Lehigh, 4-29-05
	1	Graham Gill vs. UMBC, 4-15-03
	1	Ben Bailey vs. UMBC, 4-15-03
	1	Eddy Holton vs. Lehigh, 3-26-02
	1	Eddy Holton vs. Radford, 3-21-01



2025 NAVY MEN'S LACROSSE

SINGLE-GAME TEAM LEADERS

POINTS

1.	49	at Delaware, 4-11-78
2.	37	Penn, 4-2-80
	37	Dartmouth, 3-16-74
	37	Harvard, 4-4-73
5.	36	at Delaware, 3-26-88
6.	35	VMI, 2-8-15
	35	vs. Colgate, 3-20-04
8.	34	Holy Cross, 4-18-04
	34	at UMBC, 4-2-77
	34	at Army, 5-30-76
	34	at Maryland, 4-28-62

GOALS

1.	30	Maryland Club, 3-28-12
2.	29	at Penn State, 4-11-59
	29	Union College, 3-31-47
	29	City College of NY, 3-31-45
5.	28	at Delaware, 4-11-78
6.	27	City College of NY, 4-1-44
7.	24	Penn, 4-2-80
	24	at Yale, 5-4-35
	24	Georgia Tech, 4-18-31
10.	23	Holy Cross, 4-18-04
	23	Dartmouth, 3-16-74
	23	Baltimore, 5-17-69
	23	vs. Duke, 5-13-58
	23	at Duke, 5-5-56
	23	at Penn, 4-20-55
	23	Penn State, 4-14-54
	23	Lehigh, 4-23-32
	23	Georgia Tech, 4-19-30
	23	vs. Lafayette, 4-17-26

EXTRA-MAN GOALS

1.	6	Air Force, 2-26-94
2.	5	Colgate, 3-13-22
	5	at Holy Cross, 3-19-11
	5	at Lafayette, 2-21-04
	5	Radford, 3-7-00
	5	Johns Hopkins, 4-19-96
7.	4	vs. Lehigh, 5-3-24
	4	Bucknell, 4-26-24
	4	at Loyola, 4-17-21
	4	at Lehigh, 2-29-20
	4	VMI, 2-7-09
	4	vs. Bucknell, 3-11-06
	4	Maryland, 4-8-05
	4	at Penn State, 4-14-01
	4	at UMBC, 2-26-00
	4	Georgetown, 4-3-99
	4	Delaware, 3-21-98
	4	at Penn, 3-11-95
	4	at Delaware, 3-26-94
	4	at Delaware, 3-25-92
	4	at Army, 4-7-90

EXTRA-MAN ATTEMPTS

1.	15	Air Force, 2-26-94
2.	11	Rutgers, 3-17-01
	11	Virginia, 3-4-94
4.	10	at Holy Cross, 3-19-11
	10	at Maryland, 4-5-02
	10	Georgetown, 4-1-01
	10	at Rutgers, 3-18-00
	10	Penn, 3-7-98
	10	Johns Hopkins, 4-19-96

10	Penn, 3-12-94
10	at Army, 4-4-92

EXTRA-MAN % (MIN. 2 ATTEMPTS)

1.	1.000 (4-4)	at Lehigh, 2-29-20
	1.000 (4-4)	VMI, 2-7-09
	1.000 (3-3)	Lehigh, 4-16-04
	1.000 (3-3)	Air Force, 3-29-00
	1.000 (2-2)	vs. Lafayette, 4-30-10
	1.000 (2-2)	at Colgate, 3-27-10
	1.000 (2-2)	vs. Holy Cross, 3-15-08
	1.000 (2-2)	at Penn, 3-8-97
	1.000 (2-2)	Maryland, 4-17-91

ASSISTS

1.	21	at Delaware, 4-11-78
2.	17	at Delaware, 3-26-88
3.	16	at Washington College, 3-20-91
	16	at Hofstra, 4-17-76
	16	at Army, 5-30-76
	16	at Hofstra, 4-6-74
	16	Harvard, 4-4-73
8.	15	at Princeton, 3-30-85
9.	14	VMI, 2-8-15
	14	vs. Colgate, 3-20-04
	14	at Washington College, 3-4-89
	14	Delaware, 4-5-77
	14	Dartmouth, 3-16-74
	14	Princeton, 4-13-74
	14	at Washington College, 3-22-72

SHOTS

1.	80	Harvard, 4-4-73
2.	76	Dartmouth, 3-27-77
	76	vs. Hofstra, 5-3-69
4.	75	Penn, 5-21-75
5.	73	Philadelphia Lax Club, 5-23-70

GROUND BALLS

1.	73	at Delaware, 4-3-90
2.	71	at Washington College, 3-20-91
3.	66	Holy Cross, 4-18-04
4.	62	Lehigh, 4-16-04
	62	Stony Brook, 3-25-00
	62	at Towson, 4-17-93
	62	vs. Duke, 3-31-90
	62	at Army, 4-7-90
	62	at Duke, 4-1-89

FACEOFF WINS

1.	25	vs. Colgate, 3-20-04
2.	23	VMI, 2-8-15
3.	22	Furman, 2-15-20
	22	Holy Cross, 4-18-04
	22	at Army, 3-27-04
	22	UMBC, 2-25-95
	22	at Virginia, 3-4-95

FACEOFF ATTEMPTS

1.	38	at Virginia, 3-4-95
2.	37	Holy Cross, 3-1-14
	37	Johns Hopkins, 4-25-92
4.	35	at Army, 4-7-90
5.	34	Furman, 2-15-20
	34	at North Carolina, 3-2-96
	34	Maryland, 4-8-95
	34	Washington College, 3-1-94

FACEOFF % (MIN. 10 ATTEMPTS)

1.	1.000 (12-12)	at Bucknell, 3-25-07
2.	94.4 (17-18)	Lafayette, 3-15-05
3.	94.1 (16-17)	vs. Bucknell, 3-11-06
4.	92.3 (12-13)	at Cornell, 5-23-04
5.	88.9 (16-18)	vs. Manhattan, 2-20-22

LOWEST FACEOFF % (MIN. 10 ATTEMPTS)

1.	10.0 (2-20)	North Carolina, 2-25-12
2.	13.6 (3-22)	at Jacksonville, 2-4-18
3.	15.0 (3-20)	at Johns Hopkins, 4-20-13
4.	16.7 (4-24)	at Massachusetts, 3-10-01
5.	17.4 (4-23)	Army, 4-13-13

PERFECT FACEOFF GAMES

12-12	at Bucknell, 3-25-07
William Wallace 8-8, Mikelis Visgauss 4-4	

SAVES

1.	30	at Maryland, 4-11-92
2.	28	Rutgers, 3-11-89
	28	Brown 5-13-87
	28	vs. UMBC, 3-9-85
5.	27	Johns Hopkins, 4-28-90
	27	Rutgers, 3-4-87

CLEAR % (MIN. 15 ATTEMPTS)

1.	1.000 (25-25)	Air Force, 3-24-98
	1.000 (24-24)	Johns Hopkins, 4-17-98
	1.000 (21-21)	Lafayette, 4-15-23
	1.000 (21-21)	Maryland, 4-17-91
	1.000 (20-20)	Delaware, 2-21-16
	1.000 (19-19)	at Lafayette, 5-1-21
	1.000 (18-18)	Lafayette, 3-15-05
	1.000 (17-17)	at Colgate, 3-11-23
	1.000 (17-17)	Lafayette, 3-22-16
	1.000 (17-17)	at Army, 5-2-10
	1.000 (17-17)	Duke, 3-15-98
	1.000 (15-15)	at Jacksonville, 2-19-12

LOWEST CLEAR %

1.	46.2 (12-26)	at Maryland, 4-10-04
2.	46.7 (7-15)	vs. Bucknell, 3-11-06
3.	51.3 (20-39)	at Georgetown, 4-15-92
4.	51.7 (15-29)	at Georgetown, 3-28-98
5.	52.6 (10-19)	at Johns Hopkins, 4-21-07

1962-present: assists (excludes 1964, '65)

1968-present: saves, shots (excludes 1978-84)

1989-present: ground balls, face-offs, extra-man goals, extra-man attempts and % (excludes 1995), clear % (excludes 1995)



2025 NAVY MEN'S LACROSSE

MISCELLANEOUS TEAM RECORDS

Most games played in a season

18 - 2004

Most wins in a season

15 - 2004

Most losses in a season

10 - 2013 (3-10)

10 - 2014 (4-10)

Number of shutouts in school history

69 - most recent: 19-0 vs. Baltimore, 5-16-70

Number of times shut out in school history

1 - 1-0 by Harvard, 1910

Number of undefeated seasons

17 - most recent: 12-0-0 in 1965

Number of seasons without a loss

13 - most recent: 12-0-0 in 1965

Most goals in a game

30 vs. Maryland Club, 3-28-2012 (W, 30-1)

Most goals in a game (by two teams)

41 - #3 Virginia 26, Navy 15, 4-24-1982

Most goals allowed in a game

26 by #3 Virginia, 4-24-1982 (L, 26-15)

Consecutive games scoring a goal

1218 - 1910 (vs. Lehigh) - present

Consecutive games scoring 10-plus goals (season)

13 - 1979

Consecutive games scoring 10-plus goals (over multiple seasons)

27 - 4-3-1965 - 4-8-1967

Most wins by a graduating class

49 (49-15, .766) by Class of 2007

Largest margin of victory

29 (29-0) vs. Union College, 3-31-1947

29 (29-0) vs. City College of NY, 3-31-1945

29 (30-1) vs. Maryland Club, 3-28-1912

Largest margin of defeat

19 (24-5) at #4 Johns Hopkins, 4-19-1997

Longest winning streak

45, 1916 - 5-12-1923

Longest undefeated streak

46, 1916 - 5-19-1923

Longest home winning streak

45, 1916 - 5-12-1923

Longest road/neutral site winning streak

24, 5-2-1959 - 4-29-1967

Longest winning streak vs. one team

32 vs. Penn State, 1919 - 4-8-1961

Longest losing streak vs. one team

36 vs. Johns Hopkins, 5-10-1975 - 4-18-2009

Number of Patriot League regular-season titles

8 - 2004-05-06-07-08-15-16-18

Number of Patriot League Tournament titles

5 - 2004-05-06-07-09

Number of NCAA Tournament bids

27 - 1971-72-73-74-75-76-77-78-79-80-81-82-86-87-88-89-92-93-94-99-04-05-06-07-08-09-16

Number of NCAA Semifinal appearances

8 - 1971-75-76-77-78-79-81-04

Number of NCAA Championship appearances

2 - 1975-04

Number of USILA Championships

17 Total

12 - Outright: 1928-29-38-43-46-54-60-62-63-64-65-66

5 - Shared: 1945-49-61-67-70

TOP 10 SINGLE-SEASON TEAM PERFORMANCES

POINTS

1.	347	2004
2.	329	1977
3.	323	1978
4.	303	1965
5.	291	1979
6.	278	1975
7.	276	2024
8.	269	1976
9.	266	1966
10.	264	2023

GOALS

1.	221	2004
2.	209	1978
3.	199	1965
4.	194	1977
5.	182	1975
6.	177	1979
	177	1966
8.	174	2024
9.	167	1949
10.	165	2007

ASSISTS

1.	135	1977
2.	126	2004
3.	114	1979
	114	1978
5.	108	1976
6.	104	1965
7.	103	1974
8.	102	2024
9.	100	2023
	100	2022

* beginning with 1956; info unavailable between 1960-63

SHOTS

1.	796	1975
2.	733	1977
3.	727	2023
4.	709	2004
5.	699	1976
6.	682	1969
7.	670	1966
8.	652	2024
9.	642	1973
10.	616	1971

* beginning with 1956; info unavailable between 1960-63, 1978-84

GROUND BALLS

1.	806	2004
2.	645	1994
3.	627	1999
4.	623	1992
5.	620	1986
6.	617	1987
7.	581	1993
8.	578	1989
9.	575	2000
10.	559	1998

* beginning with 1985

FACEOFF WINS

1.	268	2004
2.	230	2024
3.	222	2023
4.	199	2017
5.	188	2005
6.	185	2016
7.	183	2015
8.	176	2007
9.	173	2022
10.	172	2019

* beginning with 1985; info unavailable between 1990-97

SAVES

1.	247	1975
2.	224	1976
3.	222	1999
4.	215	1977
5.	212	1981
	212	1978
7.	208	1981
8.	207	1996
9.	205	1979
10.	198	2024

* beginning with 1956; info unavailable between 1960-63

2025 NAVY MEN'S LACROSSE

CLASS RECORDS

CLASS RECORD HOLDERS				
Statistic	Freshman	Sophomore	Junior	Senior
Points	55 by Mike Herger, 1987	78 by Mike Buzzell, 1978 78 by Brendan Schneck, 1978	85 by Mike Buzzell, 1979	75 by Jeff Long, 1977
Goals	37 by Mike Herger, 1987	51 by Brendan Schneck, 1978	45 by Mike Hannan, 1978	44 by Joe Bossi, 2004
Assists	26 by Paul Basile, 1986	46 by Paul Basile, 1987	44 by Mike Buzzell, 1979	53 by Jeff Long, 1977
Shots	94 by Bob DeSimone, 1974	174 by Bob DeSimone, 1975	144 by Bob Pell, 1971	115 by Jimmy Lewis, 1966
Ground Balls	105 BY ZACH HAYASHI, 2024	85 by Steve Looney, 2004	93 by Chris Pieczonka, 2004	100 by Brady Dove, 2017
Caused Turnovers	13 by Andrew McKenna, 2018 13 by Chris Fennell, 2014	22 by DJ Plumer, 2016	26 by Matt Rees, 2016 26 by Pat Kiernan, 2013	32 by Andy Tormey, 2009
Faceoff Wins	214 BY ZACH HAYASHI, 2024	185 by Anthony Ghobriel, 2023	173 by Chris Pieczonka, 2004	169 by Brady Dove, 2017
Faceoff Attempts	372 BY ZACH HAYASHI, 2024	306 by Anthony Ghobriel, 2023	281 by Max Grant, 1987	273 by Joe Varello, 2018
Faceoff %	63.0 by William Wallace, 2004	69.6 by Dan Decker, 2006	67.6 by Chris Pieczonka, 2004	66.5 by Brady Dove, 2017
Saves	179 by Mickey Jarboe, 1997	191 BY DAN DALY, 2024	236 by Bill Mueller, 1975	201 by Garrett Luebker, 1996

FRESHMAN RECORDS

POINTS (30-PT SCORERS)

1.	55 (37-18)	Mike Herger	1987
2.	43 (22-21)	Brendan Schneck	1977
3.	40 (23-17)	Ian Dingman	2003
4.	38 (23-15)	Tucker Hull	2011
	38 (23-15)	Sam Jones	2011
	38 (19-19)	Jeff Long	1974
7.	37 (11-26)	Paul Basile	1986
	37 (28-9)	Tom Hanzsche	1986
	37 (27-10)	John Hawley	1985
10.	34 (23-11)	HENRY TOLKER	2022
11.	33 (27-6)	Nick Mirabito	2005
	33 (33-0)	James Chambers	1946
13.	31 (21-10)	Christian Daniel	2018
	31 (12-19)	Dave Pittard	2001
15.	30 (16-14)	MAC HALEY	2023

GOALS

1.	37	Mike Herger	1987
2.	33	James Chambers	1946
3.	28	Tom Hanzsche	1986
4.	27	Nick Mirabito	2005
	27	John Hawley	1985
6.	23	HENRY TOLKER	2022
	23	Tucker Hull	2011
	23	Sam Jones	2011
	23	Ian Dingman	2003
	23	Adam Borcz	1998

ASSISTS

1.	26	Paul Basile	1986
2.	21	Brendan Schneck	1977
3.	19	Dave Pittard	2001
	19	Jeff Long	1974
5.	18	Mike Herger	1987
6.	17	Ian Dingman	2003
7.	15	Tucker Hull	2011
	15	Sam Jones	2011
9.	14	MAC HALEY	2023
10.	13	Mike Chanenchuk	1976

SHOTS

1.	94	Bob DeSimone	1974
2.	93	Mike Herger	1987
3.	70	MAC HALEY	2023
4.	82	Nick Mirabito	2005
5.	72	Jeff Long	1974
6.	70	HENRY TOLKER	2022
	70	Nick Cole	2019
8.	66	Basil Daratsos	2007
9.	65	Greyson Torain	2016
10.	63	John Hawley	1985

GROUND BALLS

1.	105	ZACH HAYASHI	2024
2.	83	Brady Dove	2014
3.	57	Doug Derocher	1989
4.	49	Tom Hanzsche	1986
5.	41	Chad Donnelly	1997
	41	Joe Bonacci	1987
	41	Mike Herger	1987
	41	Nick Amatuccio	1985
9.	39	Paul Basile	1986
10.	35	Jaren Woeppel	2007

CAUSED TURNOVERS

1.	13	Andrew McKenna	2018
	13	Chris Fennell	2014
3.	12	AJ Hernandez	2023
	12	Matt Vernam	2009
5.	11	Pat Kiernan	2011
6.	10	Jackson Bonitz	2021
7.	9	Matt Rees	2014
	9	Sam Jones	2011
9.	8	Jack Sweeney	2019
	8	John Trainor	2014

SAVES

1.	179	Mickey Jarboe	1997
2.	127	Scott Bartkowski	1980
3.	126	Steve Nims	1983
4.	125	Ryan Kern	2017
5.	42	RJ Wickham	2009
6.	22	DAN DALY	2023
	22	Jeff Johnson	1976
8.	10	Joe Donnelly	1985
9.	9	John Connors	2013
	9	Joe Solomon	1987

FACEOFF WINS

1.	214	ZACH HAYASHI	2024
2.	163	Brady Dove	2014
3.	134	Nick Barry	2019
4.	64	Mike Haertel	1997
5.	46	William Wallace	2004
6.	45	Tommy Wallin	2004
7.	33	Joe Varello	2015
8.	31	Sean Reilly	2013
9.	26	Joe Miller	2019
10.	21	Chris Dingman	2000

FACEOFF ATTEMPTS

1.	372	ZACH HAYASHI	2024
2.	289	Brady Dove	2014
3.	264	Nick Barry	2019
4.	122	Mike Haertel	1997
5.	73	William Wallace	2004
	73	Tommy Wallin	2004
7.	62	Joe Varello	2015
	62	Sean Reilly	2013
9.	53	Joe Miller	2019
10.	43	Chris Dingman	2000

FACEOFF % (MIN. 50 ATTEMPTS)

1.	63.0 (46-73)	William Wallace	2004
2.	61.6 (45-73)	Tommy Wallin	2004
3.	57.5 (214-372)	ZACH HAYASHI	2024
4.	56.4 (163-289)	Brady Dove	2014
5.	53.2 (33-62)	Joe Varello	2015
6.	52.5 (64-122)	Mike Haertel	1997
7.	50.8 (134-264)	Nick Barry	2019
8.	50.0 (31-62)	Sean Reilly	2013
9.	49.1 (26-53)	Joe Miller	2019



2025 NAVY MEN'S LACROSSE

LARGEST MARGIN OF VICTORY / DEFEAT

LARGEST MARGIN OF VICTORY

29 (29-0)	vs. Union College	3-31-47
29 (29-0)	vs. City College of NY	3-31-45
29 (30-1)	vs. Maryland Club	3-28-12
27 (27-0)	vs. City College of NY	4-1-44
26 (29-3)	at Penn State	4-11-59
24 (24-0)	vs. MIT	4-30-32
23 (23-0)	vs. Penn State	5-19-45
23 (23-0)	vs. Lehigh	4-23-32
23 (24-1)	vs. Georgia Tech	4-18-31
23 (23-0)	vs. Lafayette	4-17-26
22 (23-1)	vs. Univ. of Baltimore	5-17-69
22 (23-1)	at Penn	4-20-55
22 (23-1)	vs. Penn State	4-14-54
22 (23-1)	vs. Georgia Tech	4-19-30
21 (22-1)	vs. Washington College	4-28-65
21 (23-2)	vs. Duke	5-13-58
21 (21-0)	vs. Duke	4-20-57
21 (21-0)	vs. Penn State	4-12-52
21 (25-4)	vs. Cornell	5-18-46
20 (22-2)	vs. Denison	3-26-69
20 (20-0)	at Penn State	4-28-45
20 (21-1)	vs. Penn State	4-29-44

AT HOME

29 (29-0)	vs. Union College	3-31-47
29 (29-0)	vs. City College of NY	3-31-45
29 (30-1)	vs. Maryland Club	3-28-12
27 (27-0)	vs. City College of NY	4-1-44
24 (24-0)	vs. MIT	4-30-32
23 (23-0)	vs. Penn State	5-19-45
23 (23-0)	vs. Lehigh	4-23-32
23 (24-1)	vs. Georgia Tech	4-18-31
23 (23-0)	vs. Lafayette	4-17-26
22 (23-1)	vs. Univ. of Baltimore	5-17-69
22 (23-1)	vs. Penn	4-20-55
22 (23-1)	vs. Penn State	4-14-54
22 (23-1)	vs. Georgia Tech	4-19-30

ON THE ROAD

26 (29-3)	at Penn State	4-11-59
22 (23-1)	at Penn	4-20-55
20 (20-0)	at Penn State	4-28-45
19 (23-4)	at Duke	5-5-56
19 (24-5)	at Cornell	5-4-46
18 (18-0)	at Penn	5-17-58
18 (24-6)	at Yale	5-4-35
17 (19-2)	at Hofstra	5-1-65
17 (20-3)	at Rutgers	3-28-64
16 (18-2)	at Penn	5-20-50

AT A NEUTRAL SITE

15 (21-6)	vs. Colgate	3-20-04
10 (12-2)	vs. Holy Cross	3-17-07
7 (9-2)	vs. Lehigh	\$ 4-28-06
7 (9-2)	vs. Providence	2-19-05
5 (11-6)	vs. Colgate	3-19-05
4 (8-4)	vs. Army	4-11-09
4 (9-5)	vs. Bucknell	3-11-06
3 (9-6)	vs. Manhattan	2-20-22
3 (8-5)	vs. #17 Army	\$ 4-30-06
3 (6-3)	vs. #13 Massachusetts	3-11-00
3 (9-6)	vs. Johns Hopkins	5-8-71

LARGEST MARGIN OF VICTORY IN A CONFERENCE GAME

(Regular Season or Tournament)

18 (23-5)	vs. Holy Cross	4-18-04
15 (21-6)	vs. Colgate	^ 3-20-04
14 (18-4)	at Lafayette	3-10-15
14 (17-3)	vs. Holy Cross	3-26-06
13 (16-3)	vs. Holy Cross	+ 3-15-08
13 (14-1)	vs. Lafayette	3-15-05
13 (14-1)	at Lafayette	2-21-04
11 (14-3)	vs. Lehigh	+ 3-11-08
11 (12-1)	vs. Army	\$ 4-27-07
10 (15-5)	vs. Lafayette	3-10-18
10 (12-2)	vs. Holy Cross	^ 3-17-07
10 (15-5)	vs. Colgate	\$ 4-30-04

LARGEST MARGIN OF DEFEAT IN A CONFERENCE GAME

(Regular Season or Tournament)

13 (5-18)	at #9 Loyola	3-16-19
11 (7-18)	Loyola	4-9-22
11 (7-18)	at #17 Loyola	3-18-17
11 (2-13)	at #15 Lehigh	3-15-14
10 (7-17)	at #20 Loyola	4-4-15
9 (8-17)	at Colgate	3-11-23
9 (2-11)	at Bucknell	3-2-13
8 (9-17)	at #14 Boston U.	4-2-22
8 (6-14)	at #19 Lehigh	2-29-20
8 (3-11)	vs. Colgate	^ 3-23-13
7 (9-16)	at #16 Loyola	\$ 5-4-21
7 (8-15)	#17 Lehigh	3-23-19
7 (7-14)	at Army	4-12-14
7 (7-14)	Army	4-13-13
7 (8-15)	at Lafayette	3-12-10

LARGEST MARGIN OF DEFEAT

19 (5-24)	at #4 Johns Hopkins	4-19-97
18 (5-23)	at #1 Syracuse	5-21-88
17 (7-24)	at North Carolina	3-2-96
16 (6-22)	at #1 Cornell	5-21-77
14 (3-17)	at #1 Johns Hopkins	4-19-03
14 (7-21)	at #1 Maryland	4-4-98
14 (5-19)	at #3 Syracuse	5-17-87
14 (10-24)	at #1 Johns Hopkins	4-27-85
14 (2-16)	at #1 North Carolina	5-19-82
14 (3-17)	vs. Johns Hopkins	4-29-72
13 (5-18)	at #9 Loyola	3-16-19
12 (5-17)	at Towson	2-17-24
12 (6-18)	at #12 Maryland	4-14-90
12 (5-17)	vs. #1 Maryland	4-11-87

AT HOME

14 (3-17)	Johns Hopkins	4-29-72
12 (5-17)	#1 Maryland	4-11-87
11 (7-18)	Loyola	4-9-22
11 (4-15)	Duke	3-16-96
11 (8-19)	#9 Loyola	5-15-93
11 (15-26)	#3 Virginia	4-24-82
11 (11-22)	#2 Johns Hopkins	5-6-78
11 (1-12)	Princeton	5-9-42
10 (3-13)	#12 Penn State	2-24-24
10 (12-22)	#6 Johns Hopkins	4-25-92
10 (4-14)	Army	5-31-69
10 (4-14)	Mt. Washington L.C.	5-18-35

ON THE ROAD

19 (5-24)	at #4 Johns Hopkins	4-19-97
18 (5-23)	at #1 Syracuse	5-21-88
17 (7-24)	at North Carolina	3-2-96
16 (6-22)	at #1 Cornell	5-21-77
14 (3-17)	at #1 Johns Hopkins	4-19-03
14 (7-21)	at #1 Maryland	4-4-98
14 (5-19)	at #3 Syracuse	5-17-87
14 (10-24)	at #1 Johns Hopkins	4-27-85
14 (2-16)	at #1 North Carolina	5-19-82
13 (5-18)	at #9 Loyola	3-16-19

AT A NEUTRAL SITE

8 (3-11)	vs. #17 Penn	3-6-18
8 (3-11)	vs. Colgate	+ 3-23-13
8 (7-15)	vs. #8 Hofstra	5-15-99
7 (13-20)	vs. #4 Maryland	5-31-75
6 (7-13)	vs. Jacksonville	2-19-12
4 (8-12)	vs. Lehigh	\$ 5-3-24
2 (5-7)	vs. Holy Cross	+ 3-17-13
2 (8-10)	vs. #6 Virginia	! 5-21-05
2 (3-5)	vs. Maryland	4-12-1924
1 (13-14)	vs. #4 Syracuse	! 5-31-04
1 (6-7)	vs. Army	+ 4-17-10

+ - Patriot League game

^ Neutral site game

\$ Patriot League Tournament game

! NCAA Tournament game

2025 NAVY MEN'S LACROSSE

RANKINGS HISTORY

BY THE NUMBERS

Record vs. Teams Ranked in Top 25	155-202
Record vs. Teams Ranked in Top 20	154-202
Record vs. Teams Ranked in Top 15	117-186
Record vs. Teams Ranked in Top 10	81-148
Record vs. Teams Ranked in Top 5	30-87

Record vs. Teams When Ranked in Top 25	256-179
Record vs. Teams When Ranked in Top 20	256-179
Record vs. Teams When Ranked in Top 15	229-158
Record vs. Teams When Ranked in Top 10	163-109
Record vs. Teams When Ranked in Top 5	65-42

NAVY'S RECORD AGAINST...

Rk	Record	Last Game
1	1-25 L 4-10	at Maryland 2.10.18
2	2-17 L 12-15	Maryland 2.11.17
3	7-15 L 9-14	Maryland 2.23.19
4	11-18 L 10-11	at Brown 5.23.16
5	9-12 L 5-10	at Maryland 4.19.16
6	11-14 W 12-11	at Army (OT) 4.23.22
7	12-16 L 6-17	at Villanova 3.21.23
8	11-11 W 10-9	at J. Hopkins (OT) 3.15.24
9	9-15 L 6-11	Army 4.22.23
10	8-5 W 9-4	vs. Army 4.24.21
11	4-6 L 4-15	Johns Hopkins 4.20.13
12	7-12 L 8-13	at Army 4.13.24
13	10-5 W 11-10	at Loyola 4.7.23
14	6-7 L 17-9	at Boston U. 4.2.22
15	9-8 W 14-12	Loyola 4.17.21
16	8-2 L 9-16	at Loyola 5.4.21
17	10-7 W 10-9	Colgate 3.30.24
18	5-3 W 11-10	at Johns Hopkins 3.18.22
19	7-2 L 6-14	at Lehigh 2.29.20
20	7-2 L 8-9	Army (OT) 4.13.19
21	0-0	
22	1-0 W 11-5	at Army 4.25.98
23-25	0-0	
All-Time Record	155-202 // 43.4	

NAVY'S RECORD WHEN RANKED...

Rk	Record	Last Game
1	0-0	
2	7-3 L 8-7	at Bucknell (OT) 3.12.05
3	15-10 L 10-8	vs. #6 Virginia 5.21.05
4	33-17 L 10-9	at #7 Georgetown 3.31.07
5	10-12 W 12-2	vs. Holy Cross 3.17.07
6	26-19 L 6-9	at #17 Army 4.12.08
7	24-9 L 3-9	Army 4.29.16
8	21-13 W 8-3	at Colgate 3.23.08
9	13-9 W 11-10	at #20 Army (OT) 4.16.16
10	14-17 L 12-15	#2 Maryland 2.11.17
11	13-12 L 7-8	#15 Loyola (OT) 2.20.10
12	20-12 L 5-14	at #3 Duke 5.9.09
13	14-11 W 14-10	at Lafayette 5.1.21
14	10-6 L 4-10	#4 Johns Hopkins 5.17.08
15	9-8 L 9-16	at #16 Loyola 5.4.21
16	10-4 W 9-4	#10 Army 4.24.21
17	4-4 L 10-14	#15 Loyola 4.3.21
18	7-5 W 13-10	Bucknell 3.28.21
19	1-2 W 13-6	Jacksonville 2.28.21
20	5-6 W 12-7	at Lafayette 3.9.19
21-25	0-0	
All-Time Record	256-179 // 58.9	

NAVY VS. TOP-5 OPPONENTS

Date	Opponent	Navy Result	Rk
4-14-73	#3 Maryland	L 7-14	4
4-21-73	at #3 Virginia	L 9-11	4
5-5-73	at #1 Johns Hopkins	L 7-12	6
5-12-73	#5 Army	W 8-5	7
5-19-73	at #4 Wash. & Lee (3OT)	L 12-13	6
3-23-74	#5 Washington & Lee	L 10-13	4
4-20-74	at #1 Maryland	L 7-12	6
4-27-74	#5 Virginia	L 9-13	6
5-4-74	#2 Johns Hopkins	W 13-12	6
5-18-74	at #3 Washington & Lee	L 9-11	6
4-5-75	#2 Cornell	L 7-16	5
4-19-75	#5 Hofstra	W 15-10	7
4-26-75	#4 Maryland	W 10-9	5
5-3-75	at #3 Virginia	W 15-11	4
5-10-75	at #1 Johns Hopkins	L 11-16	3
5-24-75	at #2 Cornell	W 15-12	3
5-31-75	vs. #4 Maryland	L 13-20	3
4-14-76	#3 North Carolina	W 10-4	3
4-24-76	at #2 Maryland	L 10-14	3
5-8-76	#5 Johns Hopkins	L 10-18	3
5-19-76	#5 North Carolina	W 13-9	4
5-23-76	at #1 Maryland	L 11-22	4
4-23-77	#2 Maryland	L 13-16	5
5-7-77	at #3 Johns Hopkins	L 11-17	4
5-13-77	at #5 Penn	L 12-19	4
5-17-77	at #4 Penn	W 14-12	6
5-21-77	at #1 Cornell	L 6-22	6
4-22-78	at #2 Maryland	L 13-16	4
4-29-78	#5 Virginia	W 15-8	4
5-6-78	#2 Johns Hopkins	L 11-22	4
5-17-78	#5 Army	W 16-13	4
5-20-78	at #1 Cornell	L 7-13	4
6-3-78	at #5 Army	W 16-15	4
4-21-79	#2 Maryland	L 12-17	5
4-29-79	at #4 Virginia	W 11-8	5
5-5-79	at #1 Johns Hopkins	L 10-17	5
5-19-79	at #2 Maryland	L 10-15	3
4-19-80	at #5 Maryland	W 11-9	7
4-26-80	#1 Virginia	L 9-12	5
5-3-80	#2 Johns Hopkins	L 8-13	5
4-26-81	at #4 Virginia	W 13-12	6
5-2-81	#1 Johns Hopkins	L 6-9	6
5-20-81	at #3 Army	W 16-10	6
5-23-81	at #2 North Carolina	L 8-17	6
4-14-82	at #3 Army (OT)	W 12-11	6
4-24-82	#3 Virginia	L 15-26	7
5-1-82	#3 Johns Hopkins	L 7-12	8
5-19-82	at #1 North Carolina	L 2-16	9
4-9-83	#4 Army	W 10-9	NR
4-23-83	at #4 Virginia	L 10-14	11
4-30-83	at #1 Johns Hopkins	L 8-13	10

Date	Opponent	Navy Result	Rk
3-24-84	at #4 North Carolina	L 4-11	8
4-7-84	at #5 Army	L 6-9	9
4-21-84	#4 Virginia	W 7-6	11
4-28-84	#2 Johns Hopkins	L 6-9	8
4-20-85	at #4 Virginia	L 6-12	12
4-27-85	at #1 Johns Hopkins	L 10-24	13
4-12-86	at #2 Maryland	L 8-11	4
4-26-86	#1 Johns Hopkins	L 11-14	6
5-19-86	at #3 Virginia	L 9-12	6
4-11-87	#1 Maryland	L 5-17	6
5-17-87	at #3 Syracuse	L 5-19	6
4-30-88	#2 Johns Hopkins	L 7-10	7
5-21-88	at #1 Syracuse	L 5-23	7
4-15-89	#4 Maryland	L 5-6	5
4-29-89	at #1 Johns Hopkins	L 5-7	8
5-22-89	at #1 Syracuse	L 11-18	8
4-21-90	#4 Virginia	W 10-7	13
3-3-91	at #3 Virginia	L 7-14	10
4-18-92	#5 Towson	W 12-2	9
3-6-93	at #5 Virginia	L 7-9	11
4-24-93	at #4 Johns Hopkins	L 8-11	8
3-5-94	#5 Virginia	L 7-14	7
3-4-95	at #2 Virginia	L 13-24	T11
4-8-95	#3 Maryland	L 11-19	12
4-22-95	at #1 Johns Hopkins	L 8-16	17
4-6-96	at #2 Maryland	L 10-11	NR
4-19-96	#5 Johns Hopkins	L 11-18	NR
4-5-97	#4 Maryland	L 5-10	10
4-19-97	at #4 Johns Hopkins	L 5-24	13
4-4-98	at #1 Maryland	L 7-21	14
4-17-98	#3 Johns Hopkins	L 14-15	18
3-21-99	at #3 Duke	L 4-9	11
4-24-99	at #2 Johns Hopkins	L 1-11	13
4-1-01	#3 Georgetown	W 11-4	20
4-20-02	#2 Johns Hopkins	L 8-9	14
3-30-03	#4 Georgetown (OT)	L 3-4	12
4-5-03	#4 Maryland	L 7-9	16
4-19-03	at #1 Johns Hopkins	L 3-17	NR
3-5-04	at #4 North Carolina (OT)	W 9-8	NR
4-3-04	at #4 Georgetown	W 7-5	6
4-10-04	at #1 Maryland	W 9-6	4
4-24-04	#1 Johns Hopkins (OT)	L 9-10	2
5-31-04	vs. #4 Syracuse	L 13-14	2



2025 NAVY MEN'S LACROSSE

RANKINGS HISTORY

NAVY VS. TOP-5 OPPONENTS

Date	Opponent	Navy Result	Rk
4-16-05	#4 Army	W 12-9	T6
4-23-05	at #1 Johns Hopkins (OT)	L 8-9	5
4-1-06	#5 Georgetown	L 5-9	8
4-8-06	at #4 Maryland	W 7-6	11
5-14-06	at #5 Georgetown	L 7-9	9
3-2-07	#5 North Carolina	W 19-8	12
3-29-08	#4 Georgetown (OT)	L 10-11	10
4-4-08	at #3 Maryland	W 5-4	9
5-17-08	#4 Johns Hopkins	L 4-10	14
5-9-09	at #3 Duke	L 5-14	12
2-25-10	#4 North Carolina	L 4-11	16
4-10-10	at #4 Maryland	L 9-11	NR
4-23-11	at #2 Johns Hopkins	L 5-14	NR
2-25-12	#4 North Carolina	L 8-9	NR
4-5-13	#1 Maryland	L 8-11	NR
4-5-14	#1 Loyola	L 7-14	NR
2-9-16	#5 Johns Hopkins (2OT)	L 11-12	18
4-19-16	at #5 Maryland	L 5-10	7
5-15-16	at #3 Yale	W 13-10	15
5-21-16	at #4 Brown	L 10-11	15
2-11-17	#2 Maryland	L 12-15	10
2-10-18	#1 Maryland	L 4-10	NR
2-23-19	#3 Maryland	L 9-14	RV

VS. #1 RANKED OPPONENT:

1-25

Home: 0-7	Away: 1-18	Neutral: 0-0
Cornell (2): 0-2	H: 0-0 A: 0-0	
Johns Hopkins (12): 0-12	H: 0-3 A: 0-9	
Loyola (1): 0-1	H: 0-1 A: 0-0	
Maryland (7): 1-6	H: 0-2 A: 1-4	
North Carolina (1): 0-1	H: 0-0 A: 0-1	
Syracuse (2): 0-2	H: 0-0 A: 0-2	
Virginia (1): 0-1	H: 0-1 A: 0-0	
5-5-73	at #1 Johns Hopkins	L 7-12 6
4-20-74	at #1 Maryland	L 7-12 6
5-10-75	at #1 Johns Hopkins	L 11-16 3
5-23-76	at #1 Maryland	L 11-22 4
5-21-77	at #1 Cornell	L 6-22 6
5-20-78	at #1 Cornell	L 7-13 4
5-5-79	at #1 Johns Hopkins	L 10-17 5
4-26-80	#1 Virginia	L 9-12 5
5-2-81	#1 Johns Hopkins	L 6-9 6
5-19-82	at #1 North Carolina	L 2-16 9
4-30-83	at #1 Johns Hopkins	L 8-13 10
4-27-85	at #1 Johns Hopkins	L 10-24 13
4-26-86	#1 Johns Hopkins	L 11-14 6
4-11-87	#1 Maryland	L 5-17 6
5-21-88	at #1 Syracuse	L 5-23 7
4-29-89	at #1 Johns Hopkins	L 5-7 8
5-22-89	at #1 Syracuse	L 11-18 8
4-22-95	at #1 Johns Hopkins	L 8-16 17
4-4-98	at #1 Maryland	L 7-21 14
4-19-03	at #1 Johns Hopkins	L 3-17 NR
4-10-04	at #1 Maryland	W 9-6 4
4-24-04	#1 Johns Hopkins (OT)	L 9-10 2
4-23-05	at #1 Johns Hopkins (OT)	L 8-9 5
4-5-13	#1 Maryland	L 8-11 NR
4-5-14	#1 Loyola (2OT)	L 6-7 NR
2-10-18	at #1 Maryland	L 4-10 NR

VS. #2 RANKED OPPONENT:

2-17

Home: 1-9	Away: 1-8	Neutral: 0-0
Cornell (2): 1-1	H: 0-1 A: 1-0	
Johns Hopkins (8): 1-7	H: 1-5 A: 0-2	
Maryland (8): 0-8	H: 0-3 A: 0-5	
N. Carolina (1): 0-1	H: 0-0 A: 0-1	
5-4-74	#2 Johns Hopkins	W 13-12 6
4-5-75	#2 Cornell	L 7-16 5
5-24-75	at #2 Cornell	W 15-12 3
4-24-76	at #2 Maryland	L 10-14 3
4-23-77	#2 Maryland	L 13-16 5
4-22-78	at #2 Maryland	L 13-16 4
5-6-78	#2 Johns Hopkins	L 11-22 4
4-21-79	#2 Maryland	L 12-17 5
5-19-79	at #2 Maryland	L 10-15 3
5-3-80	#2 Johns Hopkins	L 8-13 5
5-23-81	at #2 North Carolina	L 8-17 6
4-28-84	#2 Johns Hopkins	L 6-9 8
4-12-86	at #2 Maryland	L 8-11 4
4-30-88	#2 Johns Hopkins	L 7-10 7
4-6-96	at #2 Maryland	L 10-11 NR
4-24-99	at #2 Johns Hopkins	L 1-11 13
4-20-02	#2 Johns Hopkins	L 8-9 14
4-23-11	at #2 Johns Hopkins	L 5-14 NR
2-11-17	#2 Maryland	L 12-15 10

VS. #3 RANKED OPPONENT:

7-15

Home: 2-6	Away: 5-9	Neutral: 0-0
Army (2): 2-0	H: 0-0 A: 2-0	
Duke (2): 0-2	H: 0-0 A: 0-2	
Georgetown (1): 1-0	H: 1-0 A: 0-0	
Johns Hopkins (3): 0-3	H: 0-2 A: 0-1	
Maryland (4): 1-3	H: 0-3 A: 1-0	
N. Carolina (1): 1-0	H: 1-0 A: 0-0	
Syracuse (1): 0-1	H: 0-0 A: 0-1	
Virginia (6): 1-5	H: 0-1 A: 1-4	
Wash. & Lee (1): 0-1	H: 0-0 A: 0-1	
Yale (1): 1-0	H: 0-0 A: 1-0	
4-14-73	#3 Maryland	L 7-14 4
4-21-73	at #3 Virginia	L 9-11 4
5-18-74	at #3 Washington & Lee	L 9-11 6
5-3-75	at #3 Virginia	W 15-11 4
4-14-76	#3 North Carolina	W 10-4 3
5-7-77	at #3 Johns Hopkins	L 11-17 4
5-20-81	at #3 Army	W 16-10 6
4-14-82	at #3 Army (OT)	W 12-11 6
4-24-82	#3 Virginia	L 15-26 7
5-1-82	#3 Johns Hopkins	L 7-12 8
5-19-86	at #3 Virginia	L 9-12 6
5-17-87	at #3 Syracuse	L 5-19 6
3-3-91	at #3 Virginia	L 7-14 10
3-4-95	at #3 Virginia	L 13-24 11
4-8-95	#3 Maryland	L 11-19 12
4-17-98	#3 Johns Hopkins	L 14-15 18
3-21-99	at #3 Duke	L 4-9 11
4-1-01	#3 Georgetown	W 11-4 20
4-4-08	at #3 Maryland	W 5-4 9
5-9-09	at #3 Duke	L 5-14 12
5-15-16	at #3 Yale	W 13-10 15
2-23-19	#3 Maryland	L 9-14 RV

VS. #4 RANKED OPPONENT:

11-18

Home: 5-8	Away: 6-8	Neutral: 0-2
Army (2): 2-0	H: 2-0 A: 0-0	
Brown (1): 0-1	H: 0-0 A: 0-1	
Georgetown (3): 1-2	H: 0-2 A: 1-0	
Johns Hopkins (3): 0-3	H: 0-1 A: 0-2	
Maryland (7): 2-5	H: 1-3 A: 1-1 N: 0-1	
N. Carolina (4): 1-3	H: 0-2 A: 1-1	
Penn (1): 1-0	H: 0-0 A: 1-0	
Syracuse (2): 0-1	H: 0-0 A: 0-0 N: 0-1	
Virginia (6): 4-2	H: 2-0 A: 2-2	
Wash. & Lee (1): 0-1	H: 0-0 A: 0-1	
5-19-73	at #4 Wash. & Lee (3OT)	L 12-13 6
4-26-75	#4 Maryland	W 10-9 5
5-31-75	vs. #4 Maryland	L 13-20 3
5-17-77	at #4 Penn	W 14-12 6
4-29-79	at #4 Virginia	W 11-8 5
4-26-81	at #4 Virginia	W 13-12 6
4-9-83	#4 Army	W 10-9 NR
4-23-83	at #4 Virginia	L 10-14 11
3-24-84	at #4 North Carolina	L 4-11 8
4-21-84	#4 Virginia	W 7-6 11
4-20-85	at #4 Virginia	L 6-12 12
4-15-89	#4 Maryland	L 5-6 5
4-21-90	#4 Virginia	W 10-7 13
4-24-93	at #4 Johns Hopkins	L 8-11 8
4-5-97	#4 Maryland	L 5-10 10
4-19-97	at #4 Johns Hopkins	L 5-24 13
3-30-03	#4 Georgetown (OT)	L 3-4 12

2025 NAVY MEN'S LACROSSE

RANKINGS HISTORY

4-5-03	#4 Maryland	L	7-9	16
3-5-04	at #4 North Carolina (OT)	W	9-8	NR
4-3-04	at #4 Georgetown	W	7-5	6
5-31-04	vs. #4 Syracuse	L	13-14	2
4-16-05	#4 Army	W	12-9	T6
4-8-06	at #4 Maryland	W	7-6	11
3-29-08	#4 Georgetown (OT)	L	10-11	10
5-17-08	#4 Johns Hopkins	L	4-10	14
2-25-10	#4 North Carolina	L	4-11	16
4-10-10	at #4 Maryland	L	9-11	NR
2-25-12	#4 North Carolina	L	8-9	NR
5-21-16	at #4 Brown	L	10-11	15

VS. #5 RANKED OPPONENT: 9-12

Home: 7-7	Away: 2-5	Neutral: 0-0
Army (4): 3-1	H: 2-0 A: 1-1	
Georgetown (2): 0-2	H: 0-1 A: 0-1	
Hofstra (1): 1-0	H: 1-0 A: 0-0	
Johns Hopkins (3): 0-3	H: 0-3 A: 0-0	
Maryland (2): 1-1	H: 0-0 A: 1-1	
N. Carolina (2): 2-0	H: 2-0 A: 0-0	
Penn (1): 0-1	H: 0-0 A: 0-1	
Towson (1): 1-0	H: 1-0 A: 0-0	
Virginia (4): 1-3	H: 1-2 A: 0-1	
Wash. & Lee (1): 0-1	H: 0-1 A: 0-0	

5-12-73	#5 Army	W	8-5	7
3-23-74	#5 Washington & Lee	L	10-13	4
4-27-74	#5 Virginia	L	9-13	6
4-19-75	#5 Hofstra	W	15-10	7
5-8-76	#5 Johns Hopkins	L	10-18	3
5-19-76	#5 North Carolina	W	13-9	4
5-13-77	at #5 Penn	L	12-19	4
4-29-78	#5 Virginia	W	15-8	4
5-17-78	#5 Army	W	16-13	4
6-3-78	at #5 Army	W	16-15	4
4-19-80	at #5 Maryland	W	11-9	7
4-7-84	at #5 Army	L	6-9	9
4-18-92	#5 Towson	W	12-2	9
3-6-93	at #5 Virginia	L	7-9	11
3-5-94	#5 Virginia	L	7-14	7
4-19-96	#5 Johns Hopkins	L	11-18	NR
4-1-06	#5 Georgetown	L	5-9	8
5-14-06	at #5 Georgetown	L	7-9	9
3-2-07	#5 North Carolina	W	19-8	12
2-9-16	#5 Johns Hopkins (2OT)	L	11-12	18
4-19-16	at #5 Maryland	L	5-10	7

VS. #6 RANKED OPPONENT: 11-14

Home: 7-6	Away: 4-6	Neutral: 0-2
Army (2): 2-0	H: 0-0 A: 2-0	
Cornell (2): 0-2	H: 0-0 A: 0-1 N: 0-1	
Georgetown (1): 0-1	H: 0-0 A: 0-1	
Hofstra (1): 0-1	H: 1-0 A: 0-0	
Johns Hopkins (6): 1-5	H: 1-3 A: 0-2	
Maryland (4): 2-2	H: 2-1 A: 0-1	
N. Carolina (2): 1-1	H: 0-0 A: 1-1	
Penn (1): 1-0	H: 1-0 A: 0-0	
Syracuse (1): 1-0	H: 1-0 A: 0-0	
Virginia (4): 2-2	H: 2-1 A: 0-0 N: 0-1	
Wash. & Lee (1): 1-0	H: 0-0 A: 1-0	

4-28-73	#6 Hofstra	L	9-10	4
3-30-74	at #6 Cornell	L	12-17	5
3-26-75	at #6 North Carolina	W	11-4	5

5-21-75	#6 Penn	W	17-6	3
5-1-76	#6 Virginia	W	15-12	3
3-25-77	at #6 Washington & Lee	W	13-12	7
4-14-79	#6 Syracuse	W	18-11	7
5-24-80	at #6 Army	W	12-10	4
4-13-85	#6 Maryland	W	7-5	13
4-19-86	#6 Virginia	L	6-10	4
4-25-87	at #6 Johns Hopkins	L	9-10	3
4-23-88	#6 Virginia	W	7-5	12
4-25-92	#6 Johns Hopkins	L	12-22	7
4-22-94	#6 Johns Hopkins	L	11-12	11
4-7-01	#6 Maryland	L	5-6	12
4-21-01	at #6 Johns Hopkins	L	11-13	13
3-30-02	at #6 Georgetown	L	7-14	14
4-5-02	at #6 Maryland	L	5-6	16
4-8-05	#6 Maryland	W	9-8	8
5-21-05	vs. #6 Virginia	L	8-10	3
2-23-08	vs. #6 Cornell (OT)	L	7-8	12
2-20-09	at #6 North Carolina	L	8-9	9
4-21-12	#6 Johns Hopkins	W	8-2	NR
4-18-14	#6 Johns Hopkins	L	5-6	NR
4-23-22	#6 Army (OT)	W	12-11	NR

VS. #7 RANKED OPPONENT: 12-16

Home: 5-7	Away: 7-9	Neutral: 0-0
Army (1): 1-0	H: 1-0 A: 0-0	
Cornell (1): 1-0	H: 0-0 A: 0-1	
Duke (1): 0-1	H: 0-1 A: 0-0	
Georgetown (4): 1-3	H: 1-1 A: 0-2	
Hofstra (2): 2-0	H: 0-0 A: 0-2	
Johns Hopkins (3): 0-3	H: 0-1 A: 0-2	
Lehigh (1): 0-1	H: 0-1 A: 0-0	
Maryland (8): 3-5	H: 1-3 A: 2-2	
Massachusetts (1): 0-1	H: 0-0 A: 0-1	
Penn (1): 0-1	H: 0-0 A: 0-1	
Rutgers (1): 1-0	H: 0-0 A: 1-0	
Towson (1): 1-0	H: 1-0 A: 0-0	
Villanova (1) 0-1	H: 0-0 A: 0-1	
Virginia (1): 1-0	H: 0-0 A: 1-0	
Wash. & Lee (1): 1-0	H: 1-0 A: 0-0	

4-25-73	at #7 Rutgers	W	6-4	4
4-6-74	at #7 Hofstra	W	17-6	6
3-27-76	#7 Washington & Lee	W	8-7	4
4-17-76	at #7 Hofstra	W	17-13	3
4-30-77	at #7 Virginia	W	12-8	5
5-8-79	#7 Army	W	10-9	4
4-17-82	at #7 Maryland	L	10-12	6
4-16-83	#7 Maryland	W	10-9	15
3-27-85	at #7 Penn (OT)	L	10-11	13
4-16-88	at #7 Maryland (2OT)	W	8-7	14
4-13-91	#7 Maryland	L	6-10	13
4-27-91	at #7 Johns Hopkins	L	11-15	15
4-11-92	at #7 Maryland	W	11-3	13
4-16-94	#7 Towson	W	13-12	12
3-15-98	#7 Duke	L	6-7	14
4-3-99	#7 Georgetown (OT)	W	12-11	12
4-10-99	#7 Maryland	L	5-6	9
4-1-00	at #7 Georgetown	L	10-14	9
4-8-00	at #7 Maryland	L	5-6	11
3-8-03	at #7 Massachusetts	L	9-10	9
5-23-04	at #7 Cornell	W	6-5	2
4-2-05	#7 Georgetown	L	6-11	6
3-31-07	at #7 Georgetown	L	9-10	4
4-21-07	at #7 Johns Hopkins	L	9-10	9
4-19-08	#7 Johns Hopkins	L	5-12	10

4-8-11	#7 Maryland	L	4-10	NR
3-30-12	#7 Lehigh	L	4-9	NR
3-21-23	at #7 Villanova	L	6-17	NR

VS. #8 RANKED OPPONENT: 11-11

Home: 6-3	Away: 4-7	Neutral: 1-1
Army (2): 1-1	H: 1-1 A: 0-0	
Brown (1): 0-1	H: 0-0 A: 0-1	
Delaware (1): 0-1	H: 0-0 A: 0-1	
Duke (1): 1-0	H: 0-0 A: 1-0	
Hofstra (2): 1-1	H: 1-0 A: 0-0 N: 0-1	
Johns Hopkins (2): 1-2	H: 0-0 A: 1-2	
Lehigh (1): 0-1	H: 0-0 A: 0-1	
Maryland (5): 2-3	H: 2-1 A: 0-2	
Penn (1): 1-0	H: 1-0 A: 0-0	
Princeton (2): 1-1	H: 0-0 A: 0-1 N: 1-0	
Rutgers (2): 2-0	H: 1-0 A: 1-0	
Wash. & Lee (1): 1-0	H: 0-0 A: 1-0	

4-24-74	#8 Rutgers	W	12-8	6
3-28-75	at #8 Washington & Lee	W	14-8	5
4-12-75	at #8 Princeton	L	14-15	5
4-16-75	at #8 Rutgers	W	8-6	7
4-16-77	#8 Hofstra	W	15-7	6
4-5-78	#8 Penn	W	15-7	4
4-18-81	#8 Maryland	W	16-15	6
4-6-85	#8 Army	L	6-10	10
3-20-93	at #8 Duke	W	12-11	11
4-9-94	at #8 Maryland	L	4-11	10
5-14-94	at #8 Brown	L	5-12	11
3-28-99	at #8 Delaware	L	8-11	10
5-15-99	vs. #8 Hofstra	L	7-15	13
4-22-00	#8 Johns Hopkins (OT)	L	6-7	10
5-29-04	vs. #8 Princeton	W	8-7	2
4-3-09	#8 Maryland	W	10-4	17
5-3-14	at #8 Maryland	L	6-12	NR
2-14-15	#8 Maryland	L	1-8	NR
2-7-17	at #8 Johns Hopkins	L	8-15	10
4-15-17	#8 Army	W	10-6	NR
4-10-21	at #8 Lehigh	L	7-13	RV
3-15-24	at #8 Johns Hopkins (OT)	W	10-9	Nr

VS. #9 RANKED OPPONENT: 9-15

Home: 4-8	Away: 5-7	Neutral: 0-0
Army (5): 4-1	H: 3-1 A: 1-0	
Cornell (1): 1-0	H: 1-0 A: 0-0	
Duke (2): 0-2	H: 0-1 A: 0-1	
Georgetown (1): 0-1	H: 0-1 A: 0-0	
Hofstra (1): 0-1	H: 0-0 A: 0-1	
Johns Hopkins (2): 0-2	H: 0-1 A: 0-1	
Loyola (3): 0-3	H: 0-2 A: 0-1	
Massachusetts (1): 0-1	H: 0-0 A: 0-1	
N. Carolina (3): 1-2	H: 0-1 A: 1-1	
Penn (1): 1-0	H: 0-0 A: 0-1	
Syracuse (3): 2-1	H: 0-1 A: 2-0	
Towson (1): 0-1	H: 0-0 A: 0-1	

3-31-73	#9 Cornell	W	5-4	4
6-4-77	#9 Army	W	14-7	6
4-15-78	at #9 Syracuse	W	14-10	4
5-21-80	#9 North Carolina	L	11-18	4
4-1-81	at #9 Penn	W	8-7	8
4-20-91	at #9 Towson	L	8-15	15
4-3-93	#9 Army	W	10-8	8
5-15-93	#9 Loyola	L	8-19	6



2025 NAVY MEN'S LACROSSE

RANKINGS HISTORY

3-19-94	#9 Duke	L	9-14	7
3-18-95	at #9 Duke	L	9-11	11
3-28-97	#9 Georgetown	L	8-13	6
4-10-98	at #9 Hofstra	L	8-9	17
3-10-01	at #9 Massachusetts	L	8-11	19
3-27-04	at #9 Army	W	18-10	8
5-1-05	#9 Army	W	15-8	4
5-12-07	at #9 North Carolina	L	8-12	8
5-10-08	at #9 North Carolina	W	8-7	14
4-18-09	at #9 Johns Hopkins	L	7-15	11
3-17-18	#9 Loyola	L	9-15	NR
4-21-18	at #9 Syracuse	W	13-12	16
3-15-19	at #9 Loyola	L	5-18	RV
4-20-19	#9 Syracuse	L	9-18	NR
3-17-23	#9 Johns Hopkins	L	9-12	NR
4-22-23	#9 Army	L	6-11	RV

VS. #10 RANKED OPPONENT: 8-5				
Home: 6-3		Away: 2-2		Neutral: 0-0
Army (2): 2-0	H: 1-0	A: 1-0		
Brown (1): 1-0	H: 1-0	A: 0-0		
Duke (1): 0-1	H: 0-1	A: 0-0		
Georgetown (1): 0-1	H: 0-0	A: 0-1		
Harvard (1): 1-0	H: 0-0	A: 1-0		
UMBC (1): 1-0	H: 1-0	A: 0-0		
Massachusetts (1): 1-0	H: 1-0	A: 0-0		
Penn (4): 2-2	H: 1-1	A: 1-1		
Yale (2): 1-1	H: 1-1	A: 0-0		

5-16-79	#10 Massachusetts	W	16-14	3
3-30-83	at #10 Penn	W	13-9	NR
5-13-87	#10 Brown	W	14-6	6
3-30-88	#10 Penn	L	10-11	15
5-18-88	at #10 Harvard	W	10-9	7
3-21-89	#10 Yale	W	15-7	3
5-17-89	#10 Penn	W	12-11	8
5-9-92	#10 Yale	L	3-9	8
3-16-96	#10 Duke	L	4-15	18
3-28-98	at #10 Georgetown	L	7-9	12
4-15-03	#10 UMBC	W	13-10	NR
3-7-17	at #10 Penn	L	9-11	NR
4-24-21	#10 Army	W	9-4	16

VS. #11 RANKED OPPONENT: 4-6				
Home: 2-4		Away: 2-2		Neutral: 0-0
Army (1): 1-0	H: 1-0	A: 0-0		
Duke (1): 0-1	H: 0-0	A: 0-1		
Johns Hopkins (2): 0-2	H: 0-1	A: 0-1		
Maryland (1): 0-1	H: 0-1	A: 0-0		
Penn (2): 1-1	H: 1-1	A: 0-0		
Princeton (2): 2-0	H: 0-0	A: 2-0		
Syracuse (1): 0-1	H: 0-1	A: 0-0		

4-9-77	at #11 Princeton	W	12-9	6
3-22-80	#11 Syracuse	L	8-11	3
3-28-84	#11 Penn	L	3-5	9
3-30-85	at #11 Princeton	W	15-10	13
4-4-87	#11 Army (OT)	W	10-9	7
3-17-90	#11 Penn	W	16-10	8
4-28-90	#11 Johns Hopkins	L	4-6	10
3-16-97	at #11 Duke	L	9-12	4
4-6-07	#11 Maryland (2OT)	L	7-8	6
4-20-13	at #11 Johns Hopkins	L	4-15	NR

VS. #12 RANKED OPPONENT: 7-12				
Home: 2-6		Away: 4-4		Neutral: 0-0
Army (4): 2-2	H: 1-1	A: 1-1		
Bucknell (1): 1-0	H: 1-0	A: 0-0		
Colgate (1): 1-0	H: 0-0	A: 1-0		
Georgetown (1): 0-1	H: 0-1	A: 0-0		
Hofstra (2): 1-1	H: 1-0	A: 0-1		
Johns Hopkins (1): 0-1	H: 0-1	A: 0-0		
Lehigh (1): 1-0	H: 0-0	A: 1-0		
Maryland (3): 0-3	H: 0-0	A: 0-3		
N. Carolina (1): 0-1	H: 0-0	A: 0-1		
Penn (1): 0-1	H: 0-0	A: 0-1		
Penn State (1): 0-1	H: 0-1	A: 0-0		
Princeton (1): 1-0	H: 1-0	A: 0-0		
Rutgers (1): 0-1	H: 0-1	A: 0-0		

4-13-74	#12 Princeton	W	19-5	6
6-1-75	#12 Army	W	10-5	3
4-13-80	#12 Hofstra	W	14-9	7
4-12-81	#12 Army	L	8-9	6
4-14-84	at #12 Maryland	L	9-14	8
4-5-86	at #12 Army	W	12-4	4
3-25-87	at #12 Penn	L	9-11	3
4-14-90	at #12 Maryland	L	6-18	11
3-9-91	#12 Rutgers	L	6-13	10
4-12-95	#12 Georgetown	L	13-14	13
4-16-99	at #12 Hofstra	L	7-8	10
4-22-06	#12 Johns Hopkins	L	8-9	4
3-19-08	#12 Bucknell (OT)	W	4-3	8
2-25-11	at #12 North Carolina	L	8-10	NR
3-24-12	at #12 Colgate	W	12-11	NR
4-6-12	at #12 Maryland	L	6-13	NR
3-24-18	at #12 Lehigh	W	10-7	NR
2-24-24	#12 Penn State	L	3-13	NR
4-13-24	at #12 Army	L	8-13	NR

VS. #13 RANKED OPPONENT: 10-5				
Home: 4-4		Away: 5-1		Neutral: 1-0
Army (3): 2-1	H: 1-1	A: 1-0		
Georgetown (2): 0-2	H: 0-1	A: 0-1		
Loyola (1): 1-0	H: 1-0	A: 0-0		
Maryland (1): 0-1	H: 0-1	A: 0-0		
UMBC (1): 1-0	H: 1-0	A: 0-0		
Massachusetts (1): 1-0	H: 0-0	A: 0-0	N: 1-0	
N. Carolina (1): 1-0	H: 0-0	A: 1-0		
Penn (1): 1-0	H: 1-0	A: 0-0		
Princeton (1): 1-0	H: 1-0	A: 0-0		
Rutgers (1): 0-1	H: 0-1	A: 0-0		
Towson (1): 1-0	H: 0-0	A: 1-0		
Virginia (1): 1-0	H: 0-0	A: 1-0		

5-11-74	at #13 Army	W	12-9	6
4-10-76	#13 Princeton	W	10-8	3
5-13-78	at #13 North Carolina	W	16-11	4
3-27-82	#13 UMBC	W	12-8	8
4-18-87	at #13 Virginia	W	15-13	6
4-10-93	#13 Maryland	L	10-11	8
4-17-93	at #13 Towson	W	8-7	8
4-13-94	at #13 Georgetown	L	9-11	12
4-25-97	#13 Army	L	12-14	19
3-11-00	vs. #13 Massachusetts	W	6-3	11
3-15-03	#13 Rutgers	L	8-13	10
5-16-04	#13 Penn	W	11-5	2
4-2-10	#13 Georgetown (OT)	L	12-13	NR
4-11-15	#13 Army	W	10-7	NR
4-7-23	at #13 Loyola	W	11-10	NR

VS. #14 RANKED OPPONENT: 6-7				
Home: 5-3		Away: 1-4		Neutral: 0-0
Army (2): 0-2	H: 0-1	A: 0-1		
Boston U. (1): 0-1	H: 0-0	A: 0-1		
Georgetown (1): 0-1	H: 0-0	A: 0-1		
Hofstra (1): 0-1	H: 0-1	A: 0-0		
Lehigh (1): 1-0	H: 0-0	A: 1-0		
Loyola (1): 0-1	H: 0-0	A: 0-1		
UMBC (1): 1-0	H: 1-0	A: 0-0		
Massachusetts (1): 0-1	H: 0-1	A: 0-0		
Princeton (2): 2-0	H: 2-0	A: 0-0		
Towson (1): 1-0	H: 1-0	A: 0-0		
Wash. College (1): 1-0	H: 1-0	A: 0-0		

3-21-73	#14 Washington College	W	14-5	4
4-5-80	#14 Princeton	W	9-6	9
4-3-82	#14 Princeton	W	14-9	7
3-21-84	#14 UMBC	W	16-10	8
5-12-84	#14 Hofstra	L	13-14	11
4-6-91	#14 Army (2OT)	L	10-11	10
4-4-92	at #14 Army	L	7-12	10
3-30-96	at #14 Georgetown	L	12-14	NR
3-9-02	#14 Massachusetts	L	10-13	12
2-19-11	at #14 Loyola	L	8-9	NR
3-3-15	#14 Towson (3OT)	W	8-7	NR
3-24-18	at #14 Lehigh	W	10-7	NR
4-2-22	at #14 Boston U.	L	9-17	NR

VS. #15 RANKED OPPONENT: 9-8				
Home: 5-2		Away: 4-6		Neutral: 0-0
Bucknell (1): 1-0	H: 0-0	A: 1-0		
Cortland State (1): 1-0	H: 1-0	A: 0-0		
Delaware (2): 2-0	H: 1-0	A: 1-0		
Fairfield (1): 0-1	H: 0-0	A: 0-1		
Lafayette (1): 0-1	H: 0-0	A: 0-1		
Lehigh (1): 0-1	H: 0-0	A: 0-1		
Loyola (4): 2-2	H: 1-2	A: 1-0		
UMBC (1): 0-1	H: 0-0	A: 0-1		
Princeton (2): 2-0	H: 1-0	A: 1-0		
Rutgers (1): 0-1	H: 0-0	A: 0-1		
Towson (1): 1-0	H: 1-0	A: 0-0		
Virginia (1): 0-1	H: 0-0	A: 0-1		

3-24-73	#15 Cortland State	W	11-6	4
4-5-77	#15 Delaware	W	17-8	6
4-8-78	#15 Princeton	W	16-8	4
4-11-78	at #15 Delaware	W	18-10	4
4-7-79	at #15 Princeton	W	15-4	7
3-26-83	at #15 UMBC	L	6-10	12
4-22-89	at #15 Virginia	L	7-8	5
3-10-90	at #15 Rutgers	L	9-11	8
4-13-96	#15 Towson	W	9-8	NR
4-26-09	at #15 Bucknell	W	9-8	11
2-20-10	#15 Loyola (OT)	L	7-8	11
3-12-10	at #15 Lafayette	L	8-15	17
2-19-13	at #15 Fairfield	L	9-10	NR
3-15-14	at #15 Lehigh	L	2-13	NR
3-19-16	#15 Loyola	W	10-9	NR
4-3-21	#15 Loyola	L	10-14	17
4-17-21	at #15 Loyola	W	14-12	RV



2025 NAVY MEN'S LACROSSE

RANKINGS HISTORY

VS. #16 RANKED OPPONENT: 8-2

Home: 4-0	Away: 4-2	Neutral: 0-0
Army (4): 3-1	H: 1-0	A: 2-1
Boston U. (1): 1-0	H: 1-0	A: 0-0
Bucknell (1): 1-0	H: 0-0	A: 1-0
Delaware (3): 3-0	H: 2-0	A: 1-0
Loyola (1): 0-1	H: 0-0	A: 0-1

5-30-76	at #16 Army	W	18-10	4
3-26-94	at #16 Delaware	W	14-7	12
4-27-96	at #16 Army	L	8-15	NR
3-21-98	#16 Delaware	W	18-7	17
4-26-03	#16 Army	W	12-11	NR
5-14-05	#16 Delaware	W	9-7	3
4-15-06	at #16 Army	W	11-10	5
3-25-07	at #16 Bucknell	W	6-3	4
4-26-19	#16 Boston U.	W	13-12	NR
5-4-21	at #16 Loyola	L	9-16	15

VS. #17 RANKED OPPONENT: 10-7

Home: 6-3	Away: 2-3	Neutral: 2-1
Army (3): 1-2	H: 0-1	A: 0-1 N: 1-0
Boston U. (1): 1-0	H: 1-0	A: 0-0
Bucknell (1): 0-1	H: 0-1	A: 0-0
Colgate (2): 2-0	H: 1-0	A: 0-0 N: 1-0
Georgetown (1): 1-0	H: 1-0	A: 0-0
J. Hopkins (2): 1-1	H: 1-0	A: 0-1
Lehigh (1): 0-1	H: 0-1	A: 0-0
Loyola (1): 0-1	H: 0-0	A: 0-1
Penn (2): 1-1	H: 0-0	A: 1-0 N: 0-1
Penn State (3): 3-0	H: 2-0	A: 1-0

3-16-91	at #17 Penn	W	8-7	10
2-27-93	#17 Penn State	W	11-9	11
4-14-93	#17 Georgetown	W	11-7	8
4-3-96	#17 Bucknell	L	5-6	NR
4-14-01	at #17 Penn State (OT)	W	10-9	13
4-12-02	#17 Penn State	W	9-7	15
4-30-06	vs. #17 Army	W	8-5	8
4-12-08	at #17 Army	L	6-9	6
4-24-09	vs. #17 Colgate (3OT)	W	9-8	11
4-24-10	#17 Johns Hopkins (OT)	W	9-8	NR
4-16-11	#17 Army	L	9-14	NR
3-7-15	at #17 Johns Hopkins	L	8-13	NR
3-18-17	at #17 Loyola	L	7-18	NR
3-6-18	vs. #17 Penn	L	3-11	NR
3-22-19	#17 Lehigh	L	8-15	RV
3-31-23	#17 Boston U.	W	10-8	NR
3-30-24	#17 Colgate	W	10-9	RV

VS. #18 RANKED OPPONENT: 5-3

Home: 0-0	Away: 5-3	Neutral: 0-0
Army (1): 1-0	H: 0-0	A: 1-0
Delaware (1): 1-0	H: 0-0	A: 1-0
Duke (1): 1-0	H: 0-0	A: 1-0
Georgetown (1): 1-0	H: 0-0	A: 1-0
Johns Hopkins (1): 1-0	H: 0-0	A: 1-0
Lehigh (2): 0-2	H: 0-0	A: 0-2
Richmond (1): 0-1	H: 0-0	A: 0-1

4-7-90	at #18 Army	W	19-9	12
3-30-91	at #18 Duke	W	9-8	12
3-25-92	at #18 Delaware	W	13-8	12
4-15-92	at #18 Georgetown	W	12-4	9
3-30-13	at #18 Lehigh	L	7-12	NR

4-22-14	at #18 Lehigh	L	6-10	NR
2-18-20	at #18 Richmond	L	9-12	RV
3-18-22	at #18 Johns Hopkins	W	11-10	NR

VS. #19 RANKED OPPONENT: 7-2

Home: 6-0	Away: 1-2	Neutral: 0-0
Army (1): 1-0	H: 1-0	A: 0-0
Dartmouth (1): 1-0	H: 1-0	A: 0-0
Delaware (2): 2-0	H: 2-0	A: 0-0
Hobart (1): 1-0	H: 1-0	A: 0-0
Holy Cross (1): 1-0	H: 0-0	A: 1-0
Lehigh (1): 0-1	H: 0-0	A: 0-1
Ohio State (1): 1-0	H: 1-0	A: 0-0
Towson (1): 0-1	H: 0-0	A: 0-1

3-27-77	#19 Dartmouth	W	17-7	7
3-27-93	#19 Delaware	W	11-7	7
4-15-95	at #19 Towson	L	7-14	13
3-22-97	#19 Delaware	W	18-10	8
4-27-01	#19 Army	W	10-4	13
5-2-04	#19 Hobart	W	9-8	2
2-14-09	#19 Ohio State	W	8-6	12
2-28-15	at #19 Holy Cross	W	7-6	NR
2-29-20	at #19 Lehigh	L	6-14	NR

VS. #20 RANKED OPPONENT: 7-2

Home: 3-1	Away: 4-1	Neutral: 0-0
Army (2): 1-1	H: 0-1	A: 1-0
Bucknell (1): 1-0	H: 0-0	A: 1-0
Delaware (2): 2-0	H: 2-0	A: 0-0
Loyola (1): 0-1	H: 0-0	A: 0-1
Penn (2): 2-0	H: 0-0	A: 2-0
Penn State (1): 1-0	H: 1-0	A: 0-0

3-23-91	#20 Delaware	W	16-8	16
3-24-93	at #20 Penn	W	14-11	7
3-25-95	#20 Delaware	W	11-6	13
3-13-99	at #20 Penn	W	12-8	10
4-14-00	#20 Penn State	W	12-5	12
4-4-15	at #20 Loyola	L	7-17	18
4-16-16	at #20 Army (OT)	W	11-10	9
3-3-18	at #20 Bucknell	W	13-8	NR
4-13-19	#20 Army (OT)	L	8-9	NR

VS. #22 RANKED OPPONENT: 1-0

Home: 0-0	Away: 1-0	Neutral: 0-0
Army (1): 1-0	H: 0-0	A: 1-0

4-25-98	at # 22 Army	W	11-5	18
---------	--------------	---	------	----



2025 NAVY MEN'S LACROSSE

NCAA STATISTICS HISTORY

TEAM

SCORING OFFENSE

2000	26	10.77 (140 G, 13 Gm)
2001	17	10.85 (141 G, 13 Gm)
2002	----	
2003	----	
2004	3	12.28 (221 G, 18 Gm)
2005	----	
2006	T-29	9.07 (136 G, 15 Gm)
2007	10	11.00 (165 G, 15 Gm)
2008	35	8.38 (134 G, 16 Gm)
2009	32	8.94 (143 G, 16 Gm)
2010	38	9.13 (137 G, 15 Gm)
2011	37	9.08 (118 G, 13 Gm)
2012	39	9.08 (109 G, 12 Gm)
2013	58	7.92 (103 G, 13 Gm)
2014	51	8.93 (125 G, 14 Gm)
2015	38	9.79 (137 G, 14 Gm)
2016	33	9.88 (158 G, 16 Gm)
2017	47	9.43 (132 G, 14 Gm)
2018	48	9.00 (126 G, 14 Gm)
2019	49	10.62 (138 G, 13 Gm)
2020	40	11.80 (59 G, 5 Gm)
2021	35	10.78 (97 G, 9 Gm)
2022	47	10.67 (160 G, 15 Gm)
2023	62	10.25 (164 G, 16 Gm)
2024	47	10.88 (174 G, 16 Gm)

SCORING DEFENSE

2000	1	6.00 (78 GA, 13 Gm)
2001	4	7.38 (96 GA, 13 Gm)
2002	4	7.23 (94 GA, 13 Gm)
2003	----	
2004	2	7.06 (127 GA, 18 Gm)
2005	1	6.63 (106 GA, 16 Gm)
2006	1	5.47 (82 GA, 15 Gm)
2007	3	6.60 (99 GA, 15 Gm)
2008	3	6.50 (104 GA, 16 Gm)
2009	7	7.69 (123 GA, 16 Gm)
2010	13	8.67 (130 GA, 15 Gm)
2011	38	9.62 (125 GA, 13 Gm)
2012	14	8.92 (107 GA, 12 Gm)
2013	32	10.23 (133 GA, 13 Gm)
2014	20	9.36 (131 GA, 14 Gm)
2015	13	8.57 (120 GA, 14 Gm)
2016	2	7.38 (118 GA, 16 Gm)
2017	22	9.57 (134 GA, 14 Gm)
2018	15	8.93 (125 GA, 14 Gm)
2019	50	12.08 (157 GA, 13 Gm)
2020	11	9.40 (47 GA, 5 Gm)
2021	11	10.00 (90 GA, 9 Gm)
2022	12	10.13 (152 GA, 15 Gm)
2023	11	10.44 (167 GA, 16 Gm)
2024	24	10.75 (172 GA, 16 Gm)

SCORING MARGIN

2000	4	+4.77 (10.77 - 6.00)
2001	9	+3.46 (10.85 - 73.8)
2002	16	+1.92 (9.15 - 7.23)
2003	----	
2004	1	+5.22 (12.28 - 7.06)
2005	6	+3.19 (9.81 - 6.62)
2006	4	+3.60 (9.07 - 5.47)
2007	4	+4.40 (11.00 - 6.60)
2008	15	+1.88 (8.38 - 6.50)
2009	T-19	+1.25 (8.94 - 7.69)
2010	29	+0.47 (9.13 - 8.67)
2011	38	-0.54 (9.08 - 9.62)
2012	31	+0.17 (9.08 - 8.92)
2013	52	-2.31 (7.92 - 10.23)
2014	34	-0.43 (8.93 - 9.36)
2015	19	+1.21 (9.79 - 8.57)
2016	17	+2.50 (9.88 - 7.38)
2017	37	-0.14 (9.43 - 9.57)
2018	33	+0.07 (9.00 - 8.93)
2019	51	-1.46 (10.62 - 12.08)
2020	26	+2.40 (11.80 - 9.40)
2021	27	+0.78 (10.78 - 10.00)
2022	35	+0.53 (10.67 - 10.13)
2023	42	-0.19 (10.25 - 10.44)
2024	43	+0.13 (10.88 - 10.75)

EXTRA-MAN OFFENSE

2000	25	31.8 (28 of 88)
2001	13	34.2 (25 of 73)
2002	----	
2003	----	
2004	9	40.4 (23 of 57)
2005	13	37.5 (21 of 56)
2006	15	33.9 (19 of 56)
2007	11	36.5 (19 of 52)
2008	17	35.0 (14 of 40)
2009	7	44.1 (15 of 34)
2010	21	37.9 (22 of 58)
2011	20	34.5 (19 of 55)
2012	59	18.4 (7 of 38)
2013	55	24.3 (9 of 37)
2014	66	17.9 (7 of 39)
2015	48	30.2 (13 of 43)
2016	35	36.4 (12 of 33)
2017	55	29.2 (7 of 24)
2018	59	25.9 (7 of 27)
2019	62	26.5 (9 of 34)
2020	3	66.7 (10 of 15)
2021	10	43.3 (13 of 30)
2022	34	37.2 (16 of 43)
2023	61	24.4 (10 of 41)
2024	36	36.5 (19 of 52)

MAN-DOWN DEFENSE

2000	16	75.9 (41 of 54)
2001	24	72.5 (37 of 51)
2002	T-9	80.0 (44 of 55)
2003	----	
2004	----	
2005	----	
2006	12	75.0 (30 of 40)
2007	6	78.4 (40 of 51)
2008	T-16	74.3 (52 of 70)
2009	1	85.0 (34 of 40)
2010	29	66.1 (39 of 59)
2011	36	67.5 (27 of 40)
2012	8	75.0 (30 of 40)
2013	22	67.8 (40 of 59)
2014	22	66.7 (32 of 48)
2015	53	58.3 (28 of 48)
2016	53	59.0 (23 of 39)
2017	38	63.9 (23 of 36)
2018	42	65.4 (17 of 26)
2019	69	51.4 (18 of 37)
2020	11	78.6 (11 of 14)
2021	23	69.0 (20 of 29)
2022	48	62.9 (22 of 35)
2023	72	50.0 (15 of 30)
2024	33	64.7 (22 of 34)

POINTS PER GAME

2009	29	14.50 (232 Pt, 16 Gm)
2010	40	14.20 (213 Pt, 15 Gm)
2011	32	14.54 (189 Pt, 13 Gm)
2012	38	14.33 (172 Pt, 12 Gm)
2013	59	11.85 (154 Pt, 13 Gm)
2014	53	13.43 (188 Pt, 14 Gm)
2015	41	14.86 (207 Pt, 14 Gm)
2016	34	15.19 (243 Pt, 16 Gm)
2017	44	15.21 (213 Pt, 14 Gm)
2018	50	14.43 (202 Pt, 14 Gm)
2019	39	17.69 (230 Pt, 13 Gm)
2020	28	20.00 (100 Pt, 5 Gm)
2021	33	17.11 (154 Pt, 9 Gm)
2022	45	17.33 (260 Pt, 15 Gm)
2023	55	16.50 (264 Pt, 16 Gm)
2024	48	17.25 (276 Pt, 16 Gm)

ASSISTS PER GAME

2009	20	5.56 (89 A, 16 Gm)
2010	41	5.07 (76 A, 15 Gm)
2011	27	5.46 (71 A, 13 Gm)
2012	38	5.25 (63 A, 12 Gm)
2013	58	3.92 (51 A, 13 Gm)
2014	56	4.50 (63 A, 14 Gm)
2015	43	5.07 (71 A, 14 Gm)
2016	36	5.31 (85 A, 16 Gm)
2017	34	5.79 (81 A, 14 Gm)
2018	44	5.43 (76 A, 14 Gm)
2019	25	7.08 (92 A, 13 Gm)
2020	20	8.20 (41 A, 5 Gm)
2021	31	6.33 (57 A, 9 Gm)
2022	35	6.67 (100 A, 15 Gm)
2023	48	6.25 (100 A, 16 Gm)
2024	43	6.38 (102 A, 16 Gm)

2025 NAVY MEN'S LACROSSE

NCAA STATISTICS HISTORY

SHOT PERCENTAGE

2010	37	27.8 (137 G, 492 Sh)
2011	28	28.0 (118 G, 421 Sh)
2012	13	31.1 (109 G, 351 Sh)
2013	54	24.8 (103 G, 416 Sh)
2014	58	24.3 (125 G, 514 Sh)
2015	28	29.0 (137 G, 472 Sh)
2016	34	28.0 (158 G, 566 Sh)
2017	24	30.6 (132 G, 431 Sh)
2018	46	27.4 (126 G, 460 Sh)
2019	53	26.6 (138 G, 518 Sh)
2020	20	32.4 (59 G, 182 Sh)
2021	17	30.4 (97 G, 319 Sh)
2022	52	26.6 (160 G, 602 Sh)
2023	71	22.6 (164 G, 727 Sh)
2024	55	26.7 (174 G, 652 Sh)

FACEOFF PERCENTAGE

2000	18	53.6 (141 of 263)
2001	----	
2002	12	56.7 (148 of 409)
2003	14	53.9 (145 of 269)
2004	3	65.5 (268 of 409)
2005	7	59.1 (188 of 318)
2006	10	56.6 (154 of 272)
2007	13	56.1 (176 of 314)
2008	13	55.3 (163 of 295)
2009	34	48.6 (156 of 321)
2010	44	45.0 (143 of 318)
2011	39	46.9 (137 of 292)
2012	54	42.0 (110 of 262)
2013	47	45.8 (126 of 275)
2014	18	55.9 (171 of 306)
2015	8	60.0 (183 of 305)
2016	12	56.6 (185 of 327)
2017	3	64.2 (199 of 310)
2018	18	55.3 (166 of 300)
2019	34	50.6 (173 of 340)
2020	37	50.8 (64 of 126)
2021	45	44.2 (96 of 217)
2022	47	47.5 (173 of 364)
2023	12	57.7 (222 of 385)
2024	14	57.1 (230 of 403)

GROUND BALLS PER GAME

2009	24	30.75 (492 GB, 16 Gm)
2010	39	27.87 (418 GB, 15 Gm)
2011	38	28.54 (371 GB, 13 Gm)
2012	43	27.67 (332 GB, 12 Gm)
2013	29	30.62 (398 GB, 13 Gm)
2014	37	29.29 (410 GB, 14 Gm)
2015	13	32.00 (448 GB, 14 Gm)
2016	21	29.63 (474 GB, 16 Gm)
2017	12	31.21 (437 GB, 14 Gm)
2018	26	28.86 (404 GB, 14 Gm)
2019	34	31.92 (415 GB, 13 Gm)
2020	12	37.20 (186 GB, 5 Gm)
2021	10	34.67 (312 GB, 9 Gm)
2022	10	34.93 (524 GB, 15 Gm)
2023	25	32.56 (521 GB, 16 Gm)
2024	22	33.13 (530 GB, 16 Gm)

TURNOVERS PER GAME

2010	19	16.07 (241 TO, 15 Gm)
2011	21	15.54 (202 TO, 13 Gm)
2012	11	14.08 (169 TO, 12 Gm)
2013	45	16.08 (209 TO, 13 Gm)
2014	30	14.50 (203 TO, 14 Gm)
2015	43	14.43 (202 TO, 14 Gm)
2016	37	13.38 (214 TO, 16 Gm)
2017	65	16.43 (230 TO, 14 Gm)
2018	57	14.93 (209 TO, 14 Gm)
2019	49	17.77 (231 TO, 13 Gm)
2020	43	17.00 (85 TO, 5 Gm)
2021	19	15.33 (138 TO, 9 Gm)
2022	53	17.60 (264 TO, 15 Gm)
2023	32	15.94 (255 TO, 16 Gm)
2024	52	17.25 (276 TO, 16 Gm)

CAUSED TURNOVERS PER GAME

2010	43	6.73 (101 CT, 15 Gm)
2011	20	8.31 (108 CT, 13 Gm)
2012	41	6.58 (79 CT, 12 Gm)
2013	2	10.00 (130 CT, 13 Gm)
2014	21	7.71 (108 CT, 14 Gm)
2015	8	8.07 (113 CT, 14 Gm)
2016	12	7.81 (125 CT, 16 Gm)
2017	34	6.57 (92 CT, 14 Gm)
2018	46	6.00 (84 CT, 14 Gm)
2019	66	6.31 (82 CT, 13 Gm)
2020	19	9.00 (45 CT, 5 Gm)
2021	49	6.89 (62 CT, 9 Gm)
2022	33	7.73 (116 CT, 15 Gm)
2023	49	7.19 (115 CT, 16 Gm)
2024	59	6.75 (108 CT, 16 Gm)

SAVES PER GAME

2009	51	9.19 (147 Sv, 16 Gm)
2010	6	12.6 (188 Sv, 15 Gm)
2011	52	8.77 (114 Sv, 13 Gm)
2012	14	11.42 (135 Sv, 12 Gm)
2013	24	11.62 (151 Sv, 13 Gm)
2014	37	10.64 (149 Sv, 14 Gm)
2015	62	9.14 (128 Sv, 14 Gm)
2016	46	9.75 (156 Sv, 16 Gm)
2017	59	9.43 (132 Sv, 14 Gm)
2018	58	8.86 (125 Sv, 14 Gm)
2019	16	13.31 (173 Sv, 13 Gm)
2020	61	10.20 (51 Sv, 5 Gm)
2021	8	14.22 (126 Sv, 9 Gm)
2022	59	11.33 (170 Sv, 15 Gm)
2023	47	11.25 (180 Sv, 16 Gm)
2024	34	12.38 (198 Sv, 16 Gm)

Individual (Top 50)

POINTS PER GAME

2000	----		
2001	----		
2002	----		
2003	----		
2004	14	Ian Dingman	3.44 (62 Pt, 18 Gm)
2005	----		
2006	12	Jon Birsner	3.60 (54 Pt, 15 Gm)
	T-30	Ian Dingman	2.93 (44 Pt, 15 Gm)
2007	T-43	Nick Mirabito	2.93 (44 Pt, 15 Gm)
2008	T-38	Nick Mirabito	2.88 (46 Pt, 16 Gm)
2009	----		
2010	----		
2011	T47	Tucker Hull	2.92 (38 Pt, 13 Gm)
	T47	Sam Jones	2.92 (38 Pt, 13 Gm)
2012	13	Tucker Hull	3.92 (47 Pt, 12 Gm)
2013	----		
2014	----		
2015	----		
2016	44	Patrick Keena	3.44 (55 Pt, 16 Gm)
2017	----		
2018	----		
2019	48	Ryan Wade	3.69 (48 Pt, 13 Gm)
2020	----		
2021	----		
2022	----		
2023	----		
2024	----		

GOALS PER GAME

2000	----		
2001	23	Adam Borcz	2.46 (32 G, 13 Gm)
2002	T-29	Eddie McKinnon	2.15 (28 G, 13 Gm)
2003	----		
2004	13	Joe Bossi	2.44 (44 G, 18 Gm)
2005	----		
2006	T-14	Ian Dingman	2.20 (33 G, 15 Gm)
2007	T-19	Ian Dingman	2.20 (33 G, 15 Gm)
2008	----		
2009	----		
2010	----		
2011	----		
2012	----		
2013	----		
2014	----		
2015	----		
2016	44	Casey Rees	2.13 (34 G, 16 Gm)
2017	----		
2018	----		
2019	----		
2020	----		
2021	----		
2022	----		
2023	----		
2024	----		

2025 NAVY MEN'S LACROSSE

NCAA STATISTICS HISTORY

EXTRA-MAN GOALS

2016	48	Casey Rees	5
2017	----		
2018	36	Christian Daniel	5
2019	----		
2020	28	Nick Cole	3
	28	Tyler Perreten	3
2021	11	Jack Sweeney	6
2022	19	Jack Sweeney	6
	38	Patrick Skalniak	5
2023	----		
2024	16	Henry Tolker	6
	30	Carter Ash	5
	30	Dane Swanson	5

ASSISTS PER GAME

2000	----		
2001	----		
2002	----		
2003	----		
2004	16	Jon Birsner	1.61 (29 A, 18 Gm)
2005	5	Jon Birsner	2.21 (31 A, 14 Gm)
2006	3	Jon Birsner	2.40 (36 A, 15 Gm)
2007	24	Nick Mirabito	1.40 (21 A, 15 Gm)
2008	26	Nick Mirabito	1.44 (23 A, 16 Gm)
2009	----		
2010	----		
2011	16	Andy Warner	1.75 (21 A, 12 Gm)
2012	11	Tucker Hull	2.00 (24 A, 12 Gm)
2013	----		
2014	----		
2015	36	Patrick Keena	1.57 (22 A, 14 Gm)
2016	16	Patrick Keena	1.94 (31 A, 16 Gm)
2017	21	Ryan Wade	1.79 (25 A, 14 Gm)
2018	26	Ryan Wade	1.71 (24 A, 14 Gm)
2019	19	Ryan Wade	2.15 (28 A, 13 Gm)
2020	48	Christian Daniel	1.80 (9 A, 5 Gm)
2021	37	Christian Daniel	1.67 (15 A, 9 Gm)
2022	----		
2023	----		
2024	----		

SHOT PERCENTAGE

2010	36	Andy Warner	40.7 (22 G, 54 Sh)
2011	39	Tucker Hull	37.7 (23 G, 61 Sh)
	50	Sam Jones	35.9 (23 G, 64 Sh)
2012	50	Tucker Hull	36.5 (23 G, 63 Sh)
2013	----		
2014	----		
2015	40	Jack Ray	39.3 (22 G, 56 Sh)
2016	----		
2017	35	Dave Little	40.4 (23 G, 57 Sh)
2018	44	Christian Daniel	40.4 (21 G, 52 Sh)
2019	----		
2020	----		
2021	39	Jon Jarosz	40.0 (12 G, 30 Sh)
2022	----		
2023	----		
2024	----		

FACEOFF PERCENTAGE

2000	18	Jay James	57.5 (88 of 153)
2001	----		
2002	14	Chris Dingman	58.1 (93 of 160)
2003	----		
2004	2	Chris Pieczonka	67.6 (173 of 256)
2005	10	Chris Pieczonka	59.8 (137 of 229)
2006	14	William Wallace	57.3 (129 of 225)
2007	4	William Wallace	64.2 (104 of 162)
2008	13	Mikelis Visgauss	57.5 (126 of 295)
2009	36	Frankie Coppola	49.5 (106 of 214)
2010	40	Logan West	49.2 (64 of 130)
2011	29	Logan West	52.1 (110 of 211)
2012	----		
2013	----		
2014	20	Brady Dove	56.4 (163 of 289)
2015	8	Brady Dove	62.6 (147 of 235)
2016	17	Brady Dove	57.9 (158 of 273)
2017	3	Brady Dove	66.5 (169 of 254)
2018	17	Joe Varello	58.6 (160 of 273)
2019	43	Nick Barry	50.8 (134 of 264)
2020	45	Nick Barry	51.7 (45 of 87)
2021	28	Jacob Jarosz	53.8 (71 of 132)
2022	----		
2023	12	Anthony Ghobriel	60.5 (185 of 306)
2024	18	Zach Hayashi	57.5 (214 of 372)

GROUND BALLS PER GAME

2000	----		
2001	----		
2002	----		
2003	----		
2004	10	Chris Pieczonka	5.81 (93 GB, 16 Gm)
2005	----		
2006	9	William Wallace	5.80 (87 GB, 15 Gm)
2007	17	William Wallace	5.00 (75 GB, 15 Gm)
2008	T12	Mikelis Visgauss	5.00 (80 GB, 16 Gm)
	37	Andy Tormey	4.07 (61 GB, 15 Gm)
2009	----		
2010	35	RJ Wickham	4.00 (60 GB, 15 Gm)
2011	----		
2012	31	Logan West	4.50 (54 GB, 12 Gm)
2013	32	Pat Kiernan	5.23 (68 GB, 13 Gm)
2014	25	Brady Dove	5.93 (83 GB, 14 Gm)
2015	16	Brady Dove	5.57 (78 GB, 14 Gm)
2016	17	Brady Dove	5.44 (87 GB, 16 Gm)
	41	Matt Rees	3.88 (62 GB, 16 Gm)
2017	11	Brady Dove	7.14 (100 GB, 14 Gm)
2018	16	Joe Varello	6.15 (80 GB, 13 Gm)
2019	45	Nick Barry	4.83 (58 GB, 12 Gm)
2020	42	Nick Barry	4.80 (24 GB, 5 Gm)
2021	----		
2022	----		
2023	41	Anthony Ghobriel	5.19 (83 GB, 16 Gm)
2024	22	Zach Hayashi	6.56 (105 GB, 16 Gm)

CAUSED TURNS PER GAME

2010	----		
2011	49	Michael Hirsch	1.31 (17 CT, 13 Gm)
2012	36	Pat Kiernan	1.40 (14 CT, 10 Gm)
	48	Austin Miller	1.25 (15 CT, 12 Gm)
2013	7	Austin Miller	2.31 (30 CT, 13 Gm)
	12	Pat Kiernan	2.00 (26 CT, 13 Gm)
2014	21	Pat Kiernan	1.64 (23 CT, 14 Gm)
2015	27	Matt Rees	2.43 (20 CT, 14 Gm)
	43	Chris Fennell	1.21 (17 CT, 14 Gm)
	43	John Trainor	1.21 (17 CT, 14 Gm)
2016	16	Matt Rees	1.63 (26 CT, 16 Gm)
	30	Chris Fennell	1.44 (23 CT, 16 Gm)
	36	DJ Plumer	1.38 (22 CT, 16 Gm)
2017	8	Matt Rees	2.07 (29 CT, 14 Gm)
2018	----		
2019	----		
2020	----		
2021	49	Nick Franchuk	1.22 (11 CT, 9 Gm)
2022	47	Jackson Bonitz	1.29 (18 CT, 14 Gm)
2023	48	Jackson Bonitz	1.38 (22 CT, 16 Gm)
2024	17	Jackson Bonitz	1.81 (29 CT, 16 Gm)

GOALS-AGAINST AVERAGE

2000	1	M. Jarboe	6.09 (76 GA, 748.4 min)
2001	4	Jon Higdon	7.18 (80 GA, 668 min)
2002	3	Jon Higdon	7.05 (94 GA, 800 min)
2003	----		
2004	2	Matt Russell	6.69 (103 GA, 924 min)
2005	2	Matt Russell	6.69 (106 GA, 952 min)
2006	1	Matt Russell	5.45 (78 GA, 859 min)
2007	3	Colin Finnegan	6.46 (96 GA, 904 min)
2008	----	utilized multiple keepers	
2009	----	utilized multiple keepers	
2010	11	RJ Wickham	8.55 (129 GA, 905 min)
2011	32	RJ Wickham	9.27 (118 GA, 765 min)
2012	18	RJ Wickham	8.87 (102 GA, 690 min)
2013	37	N. Hickey	10.38 (126 GA, 729 min)
2014	18	J. Connors	9.14 (126 GA, 827 min)
2015	16	J. Connors	8.57 (115 GA, 806 min)
2016	2	J. Connors	7.25 (117 GA, 969 min)
2017	19	Ryan Kern	9.19 (121 GA, 791 min)
2018	14	Ryan Kern	8.82 (123 GA, 837 min)
2019	48	Ryan Kern	12.00 (147 GA, 735 min)
2020	18	Ryan Kern	9.78 (44 GA, 270 min)
2021	16	Spencer Rees	9.88 (88 GA, 535 min)
2022	11	Pat Ryan	10.07 (140 GA, 834 min)
2023	11	Pat Ryan	10.29 (133 GA, 776 min)
2024	22	Dan Daly	10.69 (166 GA, 932 min)

2025 NAVY MEN'S LACROSSE

NCAA STATISTICS HISTORY

SAVE PERCENTAGE

2000	1	Mickey Jarboe	.64.8 (76 GA, 140 Sv)
2001	28	Jon Higdon	.57.9 (80 GA, 110 Sv)
2002	26	Jon Higdon	.57.5 (94 GA, 127 Sv)
2003	----		
2004	----		
2005	----		
2006	18	Matt Russell	57.1 (78 GA, 104 Sv)
2007	12	Colin Finnegan	58.8 (96 GA, 137 Sv)
2008	----	utilized multiple keepers	
2009	----	utilized multiple keepers	
2010	5	RJ Wickham	59.3 (129 GA, 188 Sv)
2011	48	RJ Wickham	49.1 (118 GA, 114 Sv)
2012	10	RJ Wickham	57.0 (102 GA, 135 Sv)
2013	31	Nolan Hickey	53.0 (126 GA, 142 Sv)
2014	24	J. Connors	53.5 (126 GA, 145 Sv)
2015	40	J. Connors	50.9 (115 GA, 119 Sv)
2016	9	J. Connors	56.8 (117 GA, 154 Sv)
2017	38	Ryan Kern	50.8 (121 GA, 125 Sv)
2018	34	Ryan Kern	50.2 (123 GA, 124 Sv)
2019	28	Ryan Kern	53.2 (147 GA, 167 Sv)
2020	26	Ryan Kern	52.7 (44 GA, 49 Sv)
2021	3	Spencer Rees	58.9 (77 GA, 126 Sv)
2022	26	Pat Ryan	53.0 (140 GA, 158 Sv)
2023	13	Pat Ryan	53.7 (133 GA, 154 Sv)
2024	21	Dan Daly	53.5 (166 GA, 191 Sv)

SAVES PER GAME

2011	40	RJ Wickham	8.77 (114 Sv, 13 Gm)
2012	9	RJ Wickham	11.25 (135 Sv, 12 Gm)
2013	26	Nolan Hickey	10.92 (142 Sv, 13 Gm)
2014	26	J. Connors	10.36 (145 Sv, 14 Gm)
2015	48	J. Connors	8.50 (119 Sv, 14 Gm)
2016	35	J. Connors	9.63 (154 Sv, 16 Gm)
2017	50	Ryan Kern	8.93 (125 Sv, 14 Gm)
2018	46	Ryan Kern	8.86 (124 Sv, 14 Gm)
2019	12	Ryan Kern	12.85 (167 Sv, 13 Gm)
2020	47	Ryan Kern	9.80 (49 Sv, 5 Gm)
2021	5	Spencer Rees	14.00 (126 Sv, 9 Gm)
2022	----		
2023	----		
2024	30	Dan Daly	11.94 (191 Sv, 16 Gm)



2025 NAVY MEN'S LACROSSE

ALL-TIME SEASON OPENERS

ALL-TIME RECORD

Current Streak	98-18-1
Last Win	Feb. 3, 2024; def. Mount St. Mary's, 19-6
Last Loss	Feb. 5, 2022; lost to Mount St. Mary's, 11-9

1908	Johns Hopkins	L	1-6
1909	Johns Hopkins	L	4-7
1910	Mt. Washington Jr.	W	6-0
1911	Johns Hopkins	L	1-2
3-21-12	Baltimore City	W	4-2
1913	Baltimore City	W	9-1
1914	Lehigh	W	5-1
1915	Mt. Washington L.C.	L	1-2
1916	Baltimore City	W	15-1
1917	Baltimore City	W	10-1
1918	Baltimore City	W	8-0
1919	Penn State	W	13-0
1920	Maryland State	W	11-1
1921	Maryland State	W	15-0
4-1-22	Maryland Club	W	16-0
3-31-23	Stevens Inst. of Tech	W	12-1
4-12-24	& vs. Maryland	L	3-5
4-8-25	Stevens Inst. of Tech	W	14-0
4-3-26	New York	W	4-0
4-2-27	New York	W	11-1
3-31-28	New York	W	7-3
3-30-29	New York	W	11-0
4-5-30	Oxford-Cambridge	L	4-5
4-11-31	Western Maryland	W	10-0
4-9-32	Mt. Washington L.C.	L	4-5
4-8-33	Harvard	T	6-6
4-7-34	Penn	W	13-1
4-6-35	Harvard	W	7-1
4-4-36	Harvard	W	8-2
4-3-37	Dartmouth	W	6-2
4-2-38	Dartmouth	W	11-4
4-1-39	Dartmouth	W	11-3
4-3-40	Dartmouth	W	13-3
3-29-41	Dartmouth	W	11-5
4-2-42	Dartmouth	W	9-8
3-24-43	Drexel	W	20-6
4-1-44	City College of NY	W	27-0
3-31-45	City College of NY	W	29-0
4-13-46	Swarthmore	W	13-0
3-31-47	Union College	W	29-0
3-31-48	Dartmouth	W	13-6
4-4-49	Williams College	W	14-3
4-1-50	Washington College	W	10-5
3-28-51	Washington College	W	8-6
3-29-52	Washington College	W	12-7
3-28-53	Washington College	W	13-5
4-3-54	Washington College	W	18-0
3-26-55	Washington College	W	13-4
3-24-56	Washington College	W	18-10
3-30-57	Washington College	W	18-11
3-29-58	Washington College	W	17-8
3-28-59	Rutgers	W	10-9
4-2-60	at Rutgers	W	15-2
4-1-61	Rutgers	W	12-3
3-31-62	at Rutgers	W	17-6
3-30-63	Rutgers	W	13-3
3-28-64	at Rutgers	W	20-3
4-3-65	Mt. Washington L.C.	W	11-10
4-2-66	Washington College	W	18-3
4-1-67	Syracuse	W	18-4
3-30-68	Syracuse	W	14-0
3-26-69	Denison	W	22-2

3-28-70	Carling L.C.	W	5-4
3-17-71	Yale	W	8-4
3-22-72	at Washington College	W	18-3
3-17-73	Dartmouth	W	16-2
3-16-74	Dartmouth	W	23-4
3-19-75	at UMBC	L	9-10
3-20-76	Rutgers	W	14-10
3-19-77	Rutgers	L	7-9
3-18-78	Rutgers	W	13-7
3-17-79	at Rutgers	L	15-16
3-19-80	at Washington College	W	14-7
3-14-81	Rutgers	L	11-14
3-13-82	at Washington & Lee	W	11-10 OT
3-12-83	Washington & Lee	W	13-7
3-10-84	at Washington & Lee	W	13-9
3-9-85	UMBC	W	9-8 OT
3-4-86	at Rutgers	W	14-12
3-4-87	Rutgers	W	7-6
3-5-88	at UMBC	W	13-6
3-4-89	at Washington College	W	15-9
3-30-90	Washington College	W	16-4
3-3-91	at #3 Virginia	L	7-14
2-29-92	at #18 Penn State	L	9-16
2-27-93	#17 Penn State	W	11-9
2-26-94	Air Force	W	19-3
2-25-95	UMBC	W	16-13
2-24-96	UMBC	W	14-13
2-22-97	at UMBC	W	11-10
2-21-98	at UMBC	W	15-12
2-27-99	#11 UMBC	L	3-9
2-26-00	* at #11 UMBC	W	11-2
2-24-01	* UMBC	L	8-9 OT
2-16-02	St. Joseph's	W	16-2
2-15-03	Marist (3 Qtrs.)	W	12-1
2-21-04	+ at Lafayette	W	14-1
2-19-05	= vs. Providence	W	9-2
2-18-06	at Saint Joseph's	W	12-2
2-17-07	Saint Joseph's	W	10-3
2-9-08	VMI	W	10-2
2-7-09	VMI	W	13-5
2-13-10	VMI	W	16-5
2-12-11	VMI	W	14-8
2-11-12	VMI	W	14-7
2-9-13	VMI	W	20-7
2-8-14	VMI	W	18-5
2-8-15	VMI	W	21-7
2-6-16	Air Force	W	10-6
2-7-17	at #8 Johns Hopkins	L	8-15
2-4-18	at Jacksonville	L	7-12
2-9-19	Vermont	W	13-8
2-7-20	Manhattan	W	9-4
2-20-21	Mount St. Mary's	W	8-5
2-5-22	Mount St. Mary's	L	9-11
2-4-23	Mount St. Mary's	W	13-7
2-3-24	Mount St. Mary's	W	19-6

& - game played in Washington, D.C.

= - game played in Branford, Conn.

* - ECAC Lacrosse League game

+ - Patriot League game

NAVY IN CONFERENCE OPENERS

PATRIOT LEAGUE

All-Time Record	9-12
Current Streak	Won 1
Last Win	March 2, 2024; def. Boston U., 16-9
Last Loss	March 4, 2023; lost to Lehigh, 13-10

Home	2-4
Road	6-8
Neutral Site	1-0

vs. Army	0-0
vs. Boston U.	2-2
vs. Bucknell	3-6
vs. Colgate	0-0
vs. Holy Cross	0-0
vs. Lafayette	3-0
vs. Lehigh	1-4
vs. Loyola	0-0

2-21-04	at Lafayette	W	14-1
3-12-05	at Bucknell	L	8-7 OT
3-11-06	= vs. Bucknell	W	9-5
2-24-07	at Lafayette	W	9-4
3-8-08	at Lafayette	W	8-5
2-28-09	at Bucknell	L	7-8
3-6-10	at Lehigh	W	8-3
3-1-11	at Lehigh	L	10-14
3-3-12	Bucknell	L	9-14
3-2-13	at Bucknell	L	2-11
2-22-14	at Bucknell	L	6-9
2-21-15	Bucknell	L	7-8
2-27-16	at Boston U.	L	9-10 2OT
2-25-17	Boston U.	L	7-8
2-24-18	at Boston U.	W	10-8
3-2-19	Bucknell	W	14-8
2-29-20	at Lehigh	L	6-14
3-28-21	Bucknell	W	13-10
3-5-22	at Lehigh	L	7-11
3-4-23	Lehigh	L	10-13
3-2-24	at Boston U.	W	16-9

= - First 4 Invitational (San Diego, Calif.)

ECAC LACROSSE LEAGUE

All-Time Record	2-2
-----------------	-----

Home	0-0
Road	2-2
Neutral Site	0-0

vs. Georgetown	0-0
vs. UMBC	2-1
vs. Massachusetts	0-1
vs. Penn State	0-0
vs. Rutgers	0-0
vs. Stony Brook	0-0

2-21-04	at Lafayette	W	14-1
2-26-00	at UMBC	W	11-2
2-24-01	UMBC	L	9-8 OT
2-23-02	at UMBC	W	11-4
3-8-03	at Massachusetts	L	10-9

2025 NAVY MEN'S LACROSSE

MEMORABLE NAVY LACROSSE GAMES

MEMORABLE WINS IN NAVY LACROSSE HISTORY

Win #	Date	Site	Result
1	1908	Annapolis, Md.	def. Baltimore City, 4-2
50	1920	Annapolis, Md.	def. Maryland State, 11-1
100	4-2-27	Annapolis, Md.	def. New York Univ., 11-1
150	4-4-36	Annapolis, Md.	def. Harvard, 8-2
200	5-6-44	Annapolis, Md.	def. Philadelphia Lacrosse Club, 19-1
250	4-4-51	Annapolis, Md.	def. Harvard, 14-3
300	5-4-57	Charlottesville, Va.	def. Virginia, 10-5
350	5-11-63	Baltimore, Md.	def. Johns Hopkins, 10-5
400	5-25-68	Annapolis, Md.	def. Philadelphia Lacrosse Club, 11-2
450	4-6-74	Hempstead, N.Y.	def. #7 Hofstra, 17-6
500	4-11-79	Hempstead, N.Y.	def. Hofstra, 19-12
550	3-7-87	Annapolis, Md.	def. UMBC, 14-4
600	4-17-93	Towson, Md.	def. #13 Towson, 8-7
650	3-24-01	Stony Brook, N.Y.	def. Stony Brook, 14-6
700	3-11-06	San Diego, Calif.	def. Bucknell, 9-5
750	3-19-11	Worcester, Mass.	def. Holy Cross, 8-3
800	2-15-19	Annapolis, Md.	def. UMBC, 11-6
Current			
839	4-30-24	Annapolis, Md.	def. Loyola, 12-10

MEMORABLE GAMES IN NAVY LACROSSE HISTORY

	Date	Site	Result
First Game Played	1908	Site Unknown	loss to Johns Hopkins, 6-1
First Win	1908	Site Unknown	def. Baltimore City, 4-2
First Home Win	1908	Site Unknown	def. Baltimore City, 4-2 OR
	4-21-23	Annapolis, Md.	def. Lehigh, 10-1
First Patriot League Game	2-21-04	Easton, Pa.	def. Lafayette, 14-1
First Patriot League Tournament Game	4-30-04	Annapolis, Md.	def. Colgate, 15-5
First Patriot League Tournament Win (Game)	4-30-04	Annapolis, Md.	def. Colgate, 15-5
First Patriot League Tournament Win (Tournament)	4-30-04	Annapolis, Md.	def. Colgate, 15-5
	5-2-04	Annapolis, Md.	def. #19 Hobart, 9-8
First NCAA Tournament Game	5-22-71	Charlottesville, Va.	def. Virginia, 9-6
First NCAA Tournament Win	5-22-71	Charlottesville, Va.	def. Virginia, 9-6

LARGEST NAVY HOME ATTENDANCE RECORDS

	Attendance	Opponent	Stadium	Date
1.	18,694	Johns Hopkins	Navy-Marine Corps Memorial Stadium, Annapolis, Md.	April 24, 2004
2.	17,017	Johns Hopkins (NCAA Tournament; Quarterfinals)	Navy-Marine Corps Memorial Stadium, Annapolis, Md.	May 17, 2008
3.	16,056	Army (via Washington Post report)	Navy-Marine Corps Memorial Stadium, Annapolis, Md.	May, 31, 1969
4.	16,042	Johns Hopkins	Navy-Marine Corps Memorial Stadium, Annapolis, Md.	April 19, 2008
5.	15,271	Johns Hopkins	Navy-Marine Corps Memorial Stadium, Annapolis, Md.	April 20, 2002
6.	15,109	Maryland	Navy-Marine Corps Memorial Stadium, Annapolis, Md.	April 3, 2009
7.	14,625	Maryland	Navy-Marine Corps Memorial Stadium, Annapolis, Md.	April 6, 2007
8.	14,124	Maryland	Navy-Marine Corps Memorial Stadium, Annapolis, Md.	April 8, 2005
9.	14,000	Johns Hopkins	Navy-Marine Corps Memorial Stadium, Annapolis, Md.	May 12, 1962
10.	13,857	Johns Hopkins	Navy-Marine Corps Memorial Stadium, Annapolis, Md.	April 22, 2006

*** Attendance figures reflect documented records on box scores...consistently kept beginning with the 1995 season



2025 NAVY MEN'S LACROSSE

NCAA TOURNAMENT HISTORY

	No.	School	Record	Pct.	1st	2nd	Years Participated
1.	49	Johns Hopkins	73-40	64.6	9	9	1972-73-74-75-76-77-78-79-80-81-82-83-84-85-86-87-88-89-90-91-92-93-94-95-96-97-98-99-00-01-02-03-04-05-06-07-08-09-10-11-12-14-15-16-17-18-19-23-24
2.	46	Maryland	73-42	63.5	4	13	1971-72-73-74-75-76-77-78-79-81-82-83-86-87-89-91-92-93-94-95-96-97-98-00-01-03-04-05-06-07-08-09-10-11-12-13-14-15-16-17-18-19-21-22-23-24
3.	43	Virginia	61-36	62.9	7	4	1971-72-73-74-78-79-80-81-82-83-84-85-86-88-90-91-93-94-95-96-97-98-99-00-01-02-03-05-06-07-08-09-10-11-12-14-15-18-19-21-22-23-24
4.	40	Syracuse	66-30	68.8	10	6	1979-80-81-83-84-85-86-87-88-89-91-92-93-94-95-96-97-98-99-00-01-02-03-04-05-06-08-09-10-11-12-13-14-15-16-17-18-19-21-24
5.	33	North Carolina	35-27	56.5	5	1	1976-77-80-81-82-83-84-85-86-87-88-89-90-91-92-93-94-95-96-98-04-07-08-09-10-11-12-13-14-15-16-17-21
6.	30	Cornell	36-27	57.1	3	5	1971-74-75-76-77-78-79-80-82-83-87-88-89-95-00-02-04-05-06-07-08-09-10-11-13-14-15-18-22-23
7.	27	Navy	17-27	38.6	0	2	1971-72-73-74-75-76-77-78-79-80-81-82-86-87-88-89-92-93-94-99-04-05-06-07-08-09-16
	27	Notre Dame	29-25	53.7	2	2	1990-92-93-94-95-96-97-99-00-01-06-07-08-09-10-11-12-13-14-15-16-17-18-19-21-23-24
9.	26	Duke	44-23	65.7	3	4	1992-94-95-97-98-99-00-01-02-05-07-08-09-10-11-12-13-14-15-16-17-18-19-21-23-24
10.	25	Loyola	18-24	42.9	1	1	1988-89-90-91-92-93-94-95-96-97-98-99-00-01-07-08-10-12-13-14-16-17-18-19-21
11.	23	Princeton	32-17	65.3	6	2	1990-91-92-93-94-95-96-97-98-99-00-01-02-03-04-06-07-09-10-12-22-23-24
12.	20	Massachusetts	9-20	31.0	0	1	1976-77-79-81-86-87-88-89-90-91-93-95-97-02-03-05-06-09-12-18
13.	18	Army	5-18	21.7	0	0	1971-72-73-78-81-82-83-84-85-87-93-96-03-04-05-10-19-23
14.	17	Georgetown	13-17	43.3	0	0	1997-98-99-00-01-02-03-04-05-06-07-18-19-21-22-23-24
	17	Hofstra	5-17	22.7	0	0	1971-73-74-75-78-93-96-97-99-00-01-03-06-08-09-10-11
16.	15	Brown	7-15	31.8	0	0	1971-73-76-85-87-90-91-92-94-95-97-09-15-16-22
	15	Towson	12-16	42.9	0	1	1989-91-92-94-96-01-03-05-07-13-15-16-17-19-24
18.	14	Penn	4-14	22.2	0	0	1975-77-83-84-85-87-88-89-04-06-11-14-19-22
19.	13	Denver	16-12	57.1	1	0	2006-08-10-11-12-13-14-15-16-17-18-21-24
20.	12	Yale	11-11	50.0	1	1	1988-90-92-12-13-15-16-17-18-19-22-23
21.	11	Albany	7-11	38.9	0	0	2003-04-05-07-13-14-15-16-17-18-24
	11	Rutgers	5-11	31.3	0	0	1972-74-75-84-86-90-91-03-04-21-22
23.	8	Delaware	5-8	38.5	0	0	1984-99-05-07-10-11-22-23
	8	Washington & Lee	3-8	27.3	0	0	1972-73-74-75-76-77-78-80
25.	7	Harvard	2-7	22.2	0	0	1980-88-90-96-06-13-22
	7	UMBC	2-7	22.2	0	0	1998-99-06-07-08-09-19
	7	Ohio State	6-7	46.2	0	1	2003-04-08-13-15-17-22
	7	Penn State	4-7	36.4	0	0	2003-05-13-17-19-23-24
29.	6	Bryant	3-6	33.3	0	0	2013-14-15-17-21-23
30.	5	Air Force	1-5	16.7	0	0	1971-88-13-16-17
	5	Hobart	0-5	00.0	0	0	1998-00-02-04-16
32.	4	Adelphi	2-4	33.3	0	0	1982-85-87-89
	4	Lehigh	0-4	00.0	0	0	2012-13-21-24
	4	Marist	1-3	25.0	0	0	2005-15-19-23
	4	Richmond	0-4	00.0	0	0	2018-19-22-23
36.	3	Canisius	0-3	00.0	0	0	2008-12-18
	3	Colgate	0-3	00.0	0	0	2008-12-15
	3	Michigan State	0-3	00.0	0	0	1987-89-91
	3	Providence	0-3	00.0	0	0	2004-06-07
	3	Robert Morris	1-3	25.0	0	0	2018-19-22
	3	Stony Brook	1-3	25.0	0	0	2002-10-12
	3	Villanova	0-3	00.0	0	0	2009-11-18
43.	2	Bucknell	0-2	00.0	0	0	2001-11
	2	Drexel	1-2	33.3	0	0	2014-21
	2	Fairfield	0-2	00.0	0	0	2002-05
	2	Hartford	0-2	00.0	0	0	2011-16
	2	High Point	0-2	00.0	0	0	2015-21
	2	Manhattan	0-2	00.0	0	0	2002-22
	2	Marquette	0-2	00.0	0	0	2016-17
	2	Michigan	1-2	33.3	0	0	2023-24
	2	Monmouth	0-2	00.0	0	0	2017-21
	2	Mount St. Mary's	0-2	00.0	0	0	2003-10
	2	Saint Joseph's	0-2	00.0	0	0	2022-24
	2	Siena	0-2	00.0	0	0	2009-11
	2	Utah	0-2	00.0	0	0	2023-24
	2	Vermont	1-2	33.3	0	0	2021-22
57.	1	Boston U.	0-1	00.0	0	0	2022
	1	Butler	0-1	00.0	0	0	1998
	1	C.W. Post	0-1	00.0	0	0	1986
	1	Cortland State	1-1	50.0	0	0	1972
	1	Dartmouth	0-1	00.0	0	0	2003
	1	Detroit	0-1	00.0	0	0	2013

2025 NAVY MEN'S LACROSSE

NCAA TOURNAMENT HISTORY

No.	School	Record	Pct.	1st	2nd	Years Participated
1	New Hampshire	0-1	00.0	0	0	1986
1	N.C. State	0-1	00.0	0	0	1979
1	Quinnipiac	0-1	00.0	0	0	2016
1	Sacred Heart	0-1	00.0	0	0	2024

* 2020 NCAA Tournament canceled due to COVID-19 pandemic

* 2021 Ivy League did not play due to COVID-19 pandemic

MOST CONSECUTIVE NCAA TOURNAMENT APPEARANCES (ACTIVE)

1.	Maryland	21	03-04-05-06-07-08-09-10-11-12-13-14-15-16-17-18-19-21-22-23-24
2.	Georgetown	6	18-19-21-22-23-24
	Virginia	6	18-19-21-22-23-24
4.	Princeton	3	22-23-24
5.	Duke	2	23-24
	Johns Hopkins	2	23-24
	Michigan	2	23-24
	Notre Dame	2	23-24
	Penn State	2	23-24
	Utah	2	23-24

NAVY'S NCAA TOURNAMENT HISTORY

NAVY IN THE NCAA TOURNAMENT	
Appearances	27
NCAA Championships Won	0
Overall Record	17-27
First Round	7-7
Quarterfinals	8-12
Semifinals	2-6
Finals	0-2
Home Record	8-5
Road Record	8-18
Neutral Site Record	1-4
Under Joe Amplo	0-0
First Round	0-0
Quarterfinals	0-0
Semifinals	0-0
Finals	0-0

RECORD BY SEED		
	Navy as	Opponent as
1	0-0	1-6
2	4-2	0-2
3	1-1	1-7
4	4-4	3-3
5	2-3	3-3
6	2-5	2-0
7	0-1	2-2
8	1-3	1-2
NS	3-8	4-2

RECORD BY OPPONENT	
Army	Navy leads, 2-0
<i>Last Meeting ...</i>	Navy, 16-10 — 1981
Brown	Brown leads, 2-1
<i>Last Meeting ...</i>	Brown, 11-10 — 2016
Cornell	Tied, 2-2
<i>Last Meeting ...</i>	Navy, 6-5 — 2004
Cortland State	Cortland State leads, 1-0
<i>Last Meeting ...</i>	Cortland St., 10-9 (2OT) — 1972
Delaware	Navy leads, 1-0
<i>Last Meeting ...</i>	Navy, 9-7 — 2005
Duke	Duke leads, 1-0
<i>Last Meeting ...</i>	Duke, 14-5 — 2009
Georgetown	Georgetown leads, 1-0
<i>Last Meeting ...</i>	Georgetown, 9-7 — 2006
Harvard	Navy leads, 1-0
<i>Last Meeting ...</i>	Navy, 10-9 — 1988
Hofstra	Hofstra leads, 1-0
<i>Last Meeting ...</i>	Hofstra, 15-7 — 1999
Johns Hopkins	Johns Hopkins leads, 1-0
<i>Last Meeting ...</i>	Johns Hopkins, 10-4 — 2008
Loyola	Loyola leads, 1-0
<i>Last Meeting ...</i>	Loyola, 19-8 — 1993
Maryland	Maryland leads, 4-0
<i>Last Meeting ...</i>	Maryland, 15-10 — 1979
Massachusetts	Navy leads, 1-0
<i>Last Meeting ...</i>	Navy, 16-14 — 1979
North Carolina	North Carolina leads, 4-2
<i>Last Meeting ...</i>	Navy, 8-7 — 2008
Pennsylvania	Navy leads, 4-0
<i>Last Meeting ...</i>	Navy, 11-5 — 2004
Princeton	Navy leads, 1-0
<i>Last Meeting ...</i>	Navy, 8-7 — 2004
Syracuse	Syracuse leads, 4-0
<i>Last Meeting ...</i>	Syracuse, 14-13 — 2004
Virginia	Virginia leads, 2-1
<i>Last Meeting ...</i>	Virginia, 10-8 — 2005
Washington & Lee	Washington & Lee leads, 2-0
<i>Last Meeting ...</i>	Washington & Lee, 11-9 — 1974
Yale	Tied, 1-1
<i>Last Meeting ...</i>	Navy, 13-10 — 2016



2025 NAVY MEN'S LACROSSE

NAVY'S NCAA TOURNAMENT HISTORY

NAVY'S OVERALL NCAA TOURNAMENT RECORD: 17-27

First Round:	7-7		10-Team: 0-0	12-Team: 3-4	16-Team: 3-3
Quarterfinals:	8-12	8-Team: 7-5	10-Team: 0-1	12-Team: 0-3	16-Team: 1-3
Semifinals:	2-6	8-Team: 1-6	10-Team: 0-0	12-Team: 0-0	16-Team: 1-0
Championship:	0-2	8-Team: 0-1	10-Team: 0-0	12-Team: 0-0	16-Team: 0-1

Year	Round	Opponent	Score	Site	Navy Seed	Opp. Seed	Coach
Inaugural NCAA Lacrosse Championship — 8-team tournament							
1971	Quarterfinals	Virginia	W 9-6	Charlottesville, Va.	2	7	Bilderback
	Semifinals	Maryland	L 7-10	College Park, Md.	2	3	Bilderback
1972	Quarterfinals	Cortland State	L 9-10	Annapolis, Md.	6	3	Bilderback
1973	Quarterfinals	Washington & Lee	L 12-13	Lexington, Va.	5	4	Szlasa
1974	Quarterfinals	Washington & Lee	L 9-11	Lexington, Va.	6	3	Szlasa
1975	Quarterfinals	Pennsylvania	W 17-6	Annapolis, Md.	4	5	Szlasa
	Semifinals	Cornell	W 15-12	Ithaca, N.Y.	4	1	Szlasa
	Championship	Maryland	L 13-20	Baltimore, Md.	4	3	Szlasa
1976	Quarterfinals	North Carolina	W 13-9	Annapolis, Md.	4	5	Szlasa
	Semifinals	Maryland	L 11-22	College Park, Md.	4	1	Szlasa
1977	Quarterfinals	Pennsylvania	W 14-12	Philadelphia, Pa.	5	4	Szlasa
	Semifinals	Cornell	L 6-22	Ithaca, N.Y.	5	1	Szlasa
1978	Quarterfinals	Army	W 16-13	Annapolis, Md.	4	5	Szlasa
	Semifinals	Cornell	L 7-13	Ithaca, N.Y.	4	1	Szlasa
1979	Quarterfinals	Massachusetts	W 16-14	Annapolis, Md.	3	6	Szlasa
	Semifinals	Maryland	L 10-15	College Park, Md.	3	2	Szlasa
1980	Quarterfinals	North Carolina	L 11-18	Annapolis, Md.	4	5	Szlasa
1981	Quarterfinals	Army	W 16-10	West Point, N.Y.	6	3	Szlasa
	Semifinals	North Carolina	L 8-17	Chapel Hill, N.C.	6	2	Szlasa
1982	Quarterfinals	North Carolina	L 2-16	Chapel Hill, N.C.	8	1	Szlasa

1986 NCAA Lacrosse Championship Expansion — 10-team tournament

1986	First Round	Bye					
	Quarterfinals	Virginia	L 9-12	Charlottesville, Va.	6	3	Matthews

1987 NCAA Lacrosse Championship Expansion — 12-team tournament

1987	First Round	Brown	W 14-6	Annapolis, Md.	6	NA	Matthews
	Quarterfinals	Syracuse	L 5-19	Syracuse, N.Y.	6	3	Matthews
1988	First Round	Harvard	W 10-9	Cambridge, Mass.	NA	8	Matthews
	Quarterfinals	Syracuse	L 5-23	Syracuse, N.Y.	NA	1	Matthews
1989	First Round	Pennsylvania	W 12-11	Annapolis, Md.	8	NA	Matthews
	Quarterfinals	Syracuse	L 11-19	Syracuse, N.Y.	8	1	Matthews
1992	First Round	Yale	L 3-9	Annapolis, Md.	8	NA	Matthews
1993	First Round	Loyola	L 8-19	Annapolis, Md.	7	NA	Matthews
1994	First Round	Brown	L 5-12	Providence, R.I.	NA	7	Matthews
1999	First Round	Hofstra	L 7-15	Providence, R.I.	NA	7	Meade

2003 NCAA Lacrosse Championship Expansion — 16-team tournament

2004	First Round	Pennsylvania	W 11-5	Annapolis, Md.	2	NA	Meade
	Quarterfinals	Cornell	W 6-5	Ithaca, N.Y.	2	7	Meade
	Semifinals	Princeton	W 8-7	Baltimore, Md.	2	6	Meade
	Championship	Syracuse	L 13-14	Baltimore, Md.	2	4	Meade
2005	First Round	Delaware	W 9-7	Annapolis, Md.	5	NA	Meade
	Quarterfinals	Virginia	L 8-10	Baltimore, Md.	5	4	Meade
2006	First Round	Georgetown	L 7-9	Washington, D.C.	NA	8	Meade
2007	First Round	North Carolina	L 8-12	Chapel Hill, N.C.	NA	8	Meade
2008	First Round	North Carolina	W 8-7	Chapel Hill, N.C.	NA	4	Meade
	Quarterfinals	Johns Hopkins	L 4-10	Annapolis, Md.	NA	5	Meade
2009	First Round	Duke	L 5-14	Durham, N.C.	NA	3	Meade
2016	First Round	Yale	W 13-10	New Haven, Conn.	NA	4	Sowell
	Quarterfinals	Brown	L 10-11	Providence, R.I.	NA	5	Sowell

2025 NAVY MEN'S LACROSSE

NAVY'S NCAA TOURNAMENT STATISTICS

YEAR-BY-YEAR STAT COMPARISON

Date	Opponent	Result	Sh	Sv	GB	FO	Clears	EMO	Pen	Atten.
5-22-71	at Virginia	W, 9-6	34 / 44	18 / 11	----	----	----	----	7 / 3	----
5-29-71	at Maryland	L, 7-10	32 / 37	14 / 10	----	----	----	----	9 / 11	----
5-20-72	Corland State	L, 9-10 (OT)	53 / 25	5 / 15	----	----	----	----	4 / 8	----
5-19-73	at Wash. & Lee	L, 12-13 (OT)	63 / 39	16 / 23	----	21 / 11	25-29 / 27-34	----	9 / 6	----
5-18-74	at Wash. & Lee	L, 9-11	55 / 40	18 / 24	----	----	----	----	11 / 7	----
5-21-75	Penn	W, 17-6	75 / 30	16 / 19	----	----	----	----	10 / 15	----
5-24-75	at Cornell	W, 15-12	42 / 51	17 / 16	----	----	----	----	7 / 5	----
5-31-75	vs. Maryland	L, 13-20	58 / 64	19 / 18	----	----	----	----	7 / 6	----
5-19-76	North Carolina	W, 13-9	58 / 40	12 / 17	----	----	----	----	6 / 7	----
5-23-76	at Maryland	L, 11-22	49 / 57	19 / 16	----	----	----	----	13 / 9	----
5-17-77	at Penn	W, 14-12	53 / 40	17 / 19	----	----	----	----	4 / 7	----
5-21-77	at Cornell	L, 6-22	26 / 56	15 / 9	----	----	----	----	8 / 10	----
5-17-78	Army	W, 16-13	45 / 45	15 / 18	----	----	----	3-10 / 4-12	12 / 10	----
5-20-78	at Cornell	L, 7-13	36 / 44	20 / 11	----	----	----	2-7 / 2-8	8 / 7	----
5-16-79	Massachusetts	W, 16-14	53 / 52	15 / 15	----	----	----	----	14 / 5	----
5-19-79	at Maryland	L, 10-15	50 / 52	17 / 21	----	----	----	----	11 / 4	----
5-21-80	North Carolina	L, 11-18	45 / 36	9 / 15	----	----	----	----	10 / 11	----
5-20-81	at Army	W, 16-10	59 / 42	12 / 22	----	----	----	----	9 / 9	----
5-23-81	at North Carolina	L, 8-17	49 / 51	21 / 20	----	----	----	----	5 / 11	----
5-19-82	at North Carolina	L, 2-16	30 / 51	15 / 8	----	----	----	----	12 / 6	----
5-19-86	at Virginia	L, 9-12	48 / 48	12 / 14	----	----	----	----	4 / 8	----
5-13-87	Brown	W, 14-6	38 / 50	28 / 9	----	10 / 10	----	----	6 / 6	----
5-17-87	at Syracuse	L, 5-19	40 / 56	22 / 9	----	13 / 15	----	----	6 / 5	----
5-18-88	at Harvard	W, 10-9	36 / 48	19 / 12	----	----	----	----	6 / 5	534
5-22-88	at Syracuse	L, 5-23	20 / 50	14 / 10	----	----	----	----	5 / 6	3,271
5-17-89	Penn	W, 12-11	43 / 54	23 / 19	----	9 / 18	23-31 / 22-25	2-5 / 0-6	6 / 5	1,736
5-22-89	at Syracuse	L, 11-18	44 / 46	9 / 15	----	15 / 18	18-22 / 22-26	1-4 / 4-7	7 / 4	4,572
5-9-92	Yale	L, 3-9	39 / 25	11 / 18	50 / 46	4 / 10	21-28 / 18-31	1-5 / 1-5	5 / 5	2,618
5-8-93	Loyola	L, 8-19	39 / 55	17 / 10	53 / 53	16 / 13	31-42 / 34-43	2-4 / 1-3	3 / 4	5,428
5-14-94	at Brown	L, 5-12	48 / 36	13 / 21	55 / 49	11 / 10	22-24 / 25-33	2-9 / 2-5	5 / 9	1,560
5-15-99	vs. Hofstra	L, 7-15	36 / 29	----	45 / 50	11 / 15	----	----	3 / 6	5,727
5-16-04	Penn	W, 11-5	36 / 18	7 / 9	38 / 37	12 / 8	20-23 / 17-22	3-4 / 1-3	3 / 4	3,314
5-23-04	at Cornell	W, 6-5	35 / 28	12 / 14	31 / 24	12 / 1	11-15 / 16-24	2-4 / 0-4	4 / 4	9,516
5-29-04	vs. Princeton	W, 8-7	32 / 22	5 / 8	43 / 27	15 / 4	12-14 / 14-17	0-1 / 0-2	2 / 1	46,923
5-31-04	vs. Syracuse	L, 13-14	40 / 44	6 / 15	60 / 39	20 / 8	14-16 / 15-24	3-6 / 2-2	3 / 7	43,898
5-14-05	Delaware	W, 9-7	41 / 32	13 / 12	36 / 35	9 / 11	17-19 / 18-22	0-1 / 1-6	6 / 1	3,548
5-21-05	vs. Virginia	L, 8-10	30 / 32	12 / 10	46 / 38	16 / 6	19-23 / 23-37	2-4 / 1-2	2 / 4	6,504
5-19-06	at Georgetown	L, 7-9	28 / 40	10 / 6	31 / 32	9 / 11	19-28 / 17-21	2-4 / 0-0	0 / 4	2,455
5-13-07	at North Carolina	L, 8-12	43 / 32	10 / 12	40 / 40	11 / 11	18-20 / 19-22	2-5 / 1-5	5 / 5	1,615
5-10-08	at North Carolina	W, 8-7	41 / 33	12 / 13	39 / 41	6 / 13	18-21 / 14-26	0-2 / 0-2	2 / 2	1,735
5-17-08	Johns Hopkins	L, 4-10	35 / 23	6 / 13	28 / 20	11 / 7	19-23 / 20-24	0-3 / 0-2	3 / 4	17,017
5-9-09	at Duke	L, 5-14	26 / 36	5 / 10	33 / 51	11 / 12	26-29 / 27-32	0-0 / 0-1	1 / 0	852
5-15-16	at Yale	W, 13-10	34 / 39	12 / 6	23 / 30	16 / 10	17-20 / 22-24	1-1 / 2-4	4 / 1	3,526
5-21-16	at Brown	L, 10-11	34 / 46	21 / 12	30 / 50	7 / 18	16-21 / 16-17	0-3 / 1-3	3 / 3	11,012

2025 NAVY MEN'S LACROSSE

NAVY'S NCAA TOURNAMENT LEADERS

NAVY'S ALL-TIME NCAA GOAL SCORERS

Player	GP/GS	G	A	Pts
Syd Abernethy	5/5	13	6	19
Bill Anderson	6/1	6	2	8
Tim Andrews	3/1	1	0	1
Joe Avvedutui	3/1	5	0	5
Ben Bailey	4/4	4	0	4
Rob Bailey	3/3	2	1	3
Paul Basile	7/7	7	17	24
Dave Bayly	3/3	7	5	12
Michael Beggins	3/0	1	0	1
Jeff Bellistri	1/1	1	0	1
Bob Bianchi	4/3	1	0	1
Jim Bianchi	5/3	1	1	2
Jon Birsner	7/7	5	8	13
Alex Borcz	1/0	1	0	1
Joe Bossi	4/4	8	0	8
Chris Burgin	5/0	1	1	2
Mike Buzzell	7/5	14	16	30
Michael Canders	7/2	6	6	12
Michael Chanenchuk	8/4	7	7	14
Emory Chenoweth	5/2	2	0	2
Bill Claridge	7/0	3	0	3
Gregory Clement	2/2	2	0	2
Jeff Connelly	6/3	8	1	9
Fred Cook	6/3	8	0	8
Rich Costello	1/0	1	0	1
Chuck Coughlin	3/0	1	1	2
Basil Daratsos	4/3	2	1	3
Nikk Davis	1/1	1	0	1
Bob DeSimone	4/3	8	2	10
Ian Dingman	6/6	11	7	18
Seth DiNola	6/0	1	0	1
Mike Dow	2/1	1	0	1
Justin Dunne	2/0	1	0	1
David Ellison	1/0	1	0	1
Colin Flounlacker	2/0	1	1	2
Graham Gill	6/6	9	3	12
Max Grant	2/0	1	0	1
Mike Gubosh	4/0	2	0	2
Dave Guill	4/0	2	0	2
Michael Gurny	5/0	2	0	2
Paul Gustin	6/3	3	4	7
Jim Hamill	4/0	1	0	1
Mike Hannan	6/2	19	1	20
Tom Hanzsche	6/1	2	0	2
T.J. Hanzsche	2/2	3	0	3
Taylor Harris	6/0	2	0	2
Michael Herger	6/6	14	7	21
Terence Higgins	5/0	2	0	2
Bob Holman	7/4	8	1	9
John Holmes	6/1	1	0	1
Ben Horn	6/2	6	2	8
David Jones	4/3	1	0	1
Patrick Keena	2/2	3	4	7
Brian Keith	6/5	10	2	12
Bill Kordis	4/3	10	4	14
Chris Ladd	2/0	1	0	1
Patrick Lee	3/2	1	0	1
Clipper Lennon	6/0	2	0	2
Joe Lennon	3/3	1	1	2
Jeff Long	8/7	11	20	31
Matt Long	3/1	1	0	1
Billy Looney	8/8	11	3	14
Ed Mapes	5/0	1	0	1
Charles Mark	7/2	1	1	2

Player	GP/GS	G	A	Pts
Marty Mason	6/2	6	5	11
Kim McCauley	2/1	2	1	3
Kevin McConnell	3/0	1	0	1
Eddie McKinnon	1/0	1	1	2
Kevin Meehan	1/0	1	0	1
Glen Miles	1/1	4	1	5
Skip Miller	7/4	3	2	5
Nick Mirabito	6/6	7	5	12
George Moore	3/2	2	0	2
Steven Nastro	2/2	5	1	6
Bruce Nechanicky	2/2	1	0	1
Dennis Nealon	3/2	3	6	9
Jamie O'Leary	1/1	1	0	1
Tim O'Rourke	5/4	3	1	4
Tim Paul	4/3	5	1	6
Bob Pell	2/2	2	2	4
DJ Plumer	2/0	1	0	1
John Quinn	4/0	2	0	2
Jack Ray	2/2	3	1	4
Adam Reel	4/0	1	2	3
Casey Rees	2/2	9	0	9
Matt Rees	2/0	1	0	1
J.L. Reppert	1/1	3	0	3
Thomas Roszko	2/2	2	0	2
Brendan Schneck	4/2	8	9	17
Zack Schroeder	3/0	1	0	1
Rich Schwarz	5/2	4	0	4
Roger Sexauer	6/2	5	1	6
Cody Shea	3/0	1	0	1
Jim Shulson	7/7	3	6	9
Phil Skalniak	4/2	3	1	4
Jamie Slough	3/2	7	1	8
Nicholas Smilari	4/2	2	0	2
Frank Snyder	5/4	2	4	6
Bill Stulb	7/2	4	1	5
Bob Sturgell	3/1	3	0	3
Ernie Styron	7/3	1	0	1
Brian Sullivan	7/0	3	1	4
Michael Supko	2/1	2	3	5
Tim Supko	3/0	1	0	1
John Tierney	2/2	2	1	3
Greyson Torain	2/2	1	2	3
Andy Tormey	4/3	1	0	1
Tom Venier	2/1	2	2	4
Chris Virtue	1/0	1	0	1
Mikelis Visgauss	5/0	1	0	1
John Wade	5/2	2	0	2
Skip Wagner	8/0	3	0	3
William Wallace	4/0	1	3	4
Mark Wehman	6/4	5	3	8
Robert Wehman	3/3	6	0	6
Kevin Wendel	2/2	1	3	4

2025 NAVY MEN'S LACROSSE

NAVY'S NCAA TOURNAMENT LEADERS

CAREER POINTS

Rk	Player	GP/GS	G	A	Pts
1.	Jeff Long	8/7	11	20	31
2.	Mike Buzzell	7/5	14	16	30
3.	Paul Basile	7/7	7	17	24
4.	Michael Herger	6/6	14	7	21
5.	Mike Hannan	6/2	19	1	20
6.	Syd Abernethy	5/5	13	6	19
7.	Ian Dingman	6/6	11	7	18
8.	Brendan Schneck	4/2	8	9	17
9.	Mike Chanenchuk	8/4	7	7	14
	Bill Kordis	4/3	10	4	14
	Billy Looney	8/8	11	3	14

SEASON POINTS

Rk	Player	Gm	G	A	Pts
1.	Jeff Long, '75	3	5	9	14
2.	Ian Dingman, '04	4	6	5	11
	Mike Buzzell, '79	2	5	6	11
4.	Jon Birsner, '04	4	3	7	10
	Paul Basile, '89	2	4	6	10
	Brian Keith, '89	2	8	2	10
	Syd Abernethy, '81	2	7	3	10
	Mike Buzzell, '78	2	6	4	10
	Mike Hannan, '78	2	9	1	10
	Brendan Schneck, '77	2	5	5	10

GAME POINTS

Rk	Player	G	A	Pts
1.	Brendan Schneck vs. Penn '77	4	5	9
2.	Paul Basile vs. Brown '87	0	8	8
	Mike Buzzell vs. UNC '80	3	5	8
	Mike Buzzell vs. Army '78	5	3	8
5.	Dennis Nealon vs. Penn '89	2	5	7
	Michael Herger vs. Brown '87	6	1	7
	Mike Hannan vs. Army '78	6	1	7
8.	Patrick Keena vs. Yale '16	2	4	6
	Paul Basile vs. Syracuse '89	2	4	6
	Bill Anderson vs. Army '81	4	2	6
	Mike Buzzell vs. UMass '79	3	3	6
	M. Canders vs. Maryland '76	4	2	6
	Jeff Long vs. Cornell '75	1	5	6
	Dave Bayly vs. Wash & Lee '73	3	3	6
	Bill Kordis vs. Wash & Lee '73	4	2	6

CAREER GOALS

Rk	Player	GP/GS	G	A	Pts
1.	Mike Hannan	6/2	19	1	20
2.	Mike Buzzell	7/5	14	16	30
	Michael Herger	6/6	14	7	21
4.	Syd Abernethy	5/5	13	6	19
5.	Jeff Long	8/7	11	20	31
	Ian Dingman	6/6	11	7	18
	Billy Looney	8/8	11	3	14
8.	Brian Keith	6/5	10	2	12
	Bill Kordis	4/3	10	4	14
	Graham Gill	6/6	9	3	12

SEASON GOALS

Rk	Player	Gm	G	A	Pts
1.	Casey Rees '16	2	9	0	9
	Mike Hannan, '78	2	9	1	10
3.	Joe Bossi, '04	4	8	0	8
	Brian Keith, '89	2	8	2	10
	Mike Hannan, '79	2	8	0	8
	Bob DeSimone, '75	3	8	1	9
	Fred Cook, '75	3	8	0	8
8.	Graham Gill, '04	4	7	1	8
	Michael Herger, '90	2	7	2	9
	Syd Abernethy, '81	2	7	3	10
	Jeff Connelly, '75	3	7	1	8

GAME GOALS

Rk	Player	G	A	Pts
1.	Michael Herger vs. Brown '87	6	1	7
	Mike Hannan vs. Army '78	6	1	7
3.	Casey Rees vs. Brown '16	5	0	5
	Mike Hannan vs. UMass '79	5	0	5
	Mike Buzzell vs. Army '78	5	3	8
	Bill Kordis vs. Virginia '71	5	0	5
7.	Casey Rees vs. Yale '16	4	0	4
	Tim Paul at N. Carolina '08	4	0	4
	Joe Bossi vs. Penn '04	4	0	4
	Jamie Slough vs. Loyola '93	4	1	5
	Brian Keith vs. Syracuse '89	4	1	5
	Brian Keith vs. Penn '89	4	1	5
	Glen Miles vs. Virginia '86	4	1	5
	Bill Anderson vs. Army '81	4	2	6
	Syd Abernethy vs. UNC '81	4	1	5
	Syd Abernethy vs. UNC '80	4	1	5
	Bob Holman vs. Penn '77	4	0	4
	Brendan Schneck vs. Penn '77	4	5	9
	M. Canders vs. Maryland '76	4	2	6
	Bob DeSimone vs. Maryland '75	4	0	4
	Bill Kordis vs. Wash & Lee '73	4	2	6

CAREER ASSISTS

Rk	Player	GP/GS	G	A	Pts
1.	Jeff Long	8/7	11	20	31
2.	Paul Basile	7/7	7	17	24
3.	Mike Buzzell	7/5	14	16	30
4.	Brendan Schneck	4/2	8	9	17
5.	Jon Birsner	7/7	5	8	13
6.	Mike Chanenchuk	8/4	7	7	14
	Ian Dingman	6/6	11	7	18
	Michael Herger	6/6	14	7	21
9.	Syd Abernethy	5/5	13	6	19
	Michael Canders	7/2	6	6	12
	Dennis Nealon	3/2	3	6	9
	Jim Shulson	7/7	3	6	9

SEASON ASSISTS

Rk	Player	Gm	G	A	Pts
1.	Jeff Long, '75	3	5	9	14
2.	Paul Basile, '87	2	1	8	9
3.	Jon Birsner, '04	4	3	7	10
4.	Dennis Nealon, '91	2	3	6	9
	Paul Basile, '89	2	4	6	10
	Mike Chanenchuk, '79	2	3	6	9
	Mike Buzzell, '79	2	5	6	11
	Jeff Long, '76	2	2	6	8
9.	Ian Dingman, '04	4	6	5	11
	Mike Buzzell, '80	1	3	5	8
	Brendan Schneck, '77	2	5	5	10

GAME ASSISTS

Rk	Player	G	A	Pts
1.	Paul Basile vs. Brown '87	0	8	8
2.	Dennis Nealon vs. Penn '89	2	5	7
	Mike Buzzell vs. UNC '80	3	5	8
	Brendan Schneck vs. Penn '77	4	5	9
	Jeff Long vs. Cornell '75	1	5	6
6.	Patrick Keena vs. Yale '16	2	4	6
	Paul Basile vs. Syracuse '89	2	4	6
8.	Nick Mirabito at N. Carolina '07	0	3	3
	Jon Birsner vs. Syracuse '04	2	3	5
	Frank Snyder vs. Virginia '86	0	3	3
	Mike Buzzell vs. Maryland '79	3	3	6
	Mike Buzzell vs. UMass '79	3	3	6
	Mike Chanenchuk vs. UMass '79	2	3	5
	Mike Chanenchuk vs. Maryland, '79	1	3	4
	Mike Buzzell vs. Army '78	5	3	8
	Jeff Long vs. UNC '76	2	3	5
	Jeff Long vs. Maryland '76	0	3	3
	Paul Gustin vs. Cornell '75	2	3	5
	Dave Bayly vs. Wash & Lee '73	3	3	6

2025 NAVY MEN'S LACROSSE

NAVY'S NCAA TOURNAMENT RECORD HOLDERS

POINTS

In a game, team

26 vs. Penn (5-21-75), 26 vs. Cornell (5-24-75)

In a game, individual

9 (4-5), Brendan Schneck vs. Penn (5-17-77)

In a tournament, team

70, 1975 (3 games)

In a tournament, individual

14 (5-9), Jeff Long vs. Penn (4), Cornell (6) and Maryland (4) (5-21-75 - 5-31-75)

In a tournament career, individual

31, Jeff Long (1974-1977)

GOALS

In a game, team

17 vs. Penn (5-21-75)

In a game, individual

6, Mike Hannan vs. Army (5-17-78)
6, Michael Herger vs. Brown (5-13-87)

In a tournament, team

45, 1975 (3 games)

In a tournament, individual

9, Mike Hannan vs. Army (6) and Cornell (3) (5-17-78 - 5-20-78)
9, Casey Rees vs. Yale (4) and Brown (9) (5-15-16 - 5-21-16)

In a tournament career, individual

19, Mike Hannan (1977 - 1979)

ASSISTS

In a game, team

11 vs. Cornell (5-24-75)

In a game, individual

8, Paul Basile vs. Brown (5-13-87)

In a tournament, team

25, 1975 (3 games)

In a tournament, individual

9, Jeff Long vs. Penn (2), Cornell (5) and Maryland (2) (5-21-75 - 5-31-75)

In a tournament career, individual

20, Jeff Long (1974 - 1977)

SHOTS

In a game, team

75 vs. Penn (5-21-75)

In a game, individual

13, Tim Paul at North Carolina (5-10-08)
13, Ian Dingman vs. Syracuse (5-31-04)

In a tournament, team

175, 1975 (3 games)

In a tournament, individual

32, Ian Dingman vs. Penn (7), Cornell (9), Princeton (3) and Syracuse (13) (5-16-04 - 5-31-04)

In a tournament career, individual

42, Ian Dingman (2004, 2006-07)

GROUND BALLS

In a game, team

60 vs. Syracuse (5-31-04)

In a game, individual

11, Chris Pieczonka vs. Syracuse (5-31-04)

In a tournament, team

172, 2004 (4 games)

In a tournament, individual

29, Chris Pieczonka vs. Penn (6), Cornell (5), Princeton (7) and Syracuse (11) (5-16-04 - 5-31-04)

In a tournament career, individual

38, Chris Pieczonka (2004-05)

SAVES

In a game, team

28 vs. Brown (5-13-87)

In a game, individual

26, Joe Donnelly vs. Brown (5-13-87)

In a tournament, team

52, 1975 (3 games)

In a tournament, individual

52, Bill Mueller vs. Penn (16), Cornell (17) and Maryland (19) (5-21-75 - 5-31-75)

In a tournament career, individual

89, Jeff Johnson (1976 - 79)

FACEOFFS WON

In a game, team

20 vs. Syracuse (5-31-04)

In a game, individual

20, Chris Pieczonka vs. Syracuse (5-31-04)

In a tournament, team

59 (2004)

In a tournament, individual

55, Chris Pieczonka vs. Penn (8), Cornell (12), Princeton (15) and Syracuse (20) (5-16-04 - 5-31-04)

In a tournament career, individual

78, Chris Pieczonka (2004-05)

FACEOFFS ATTEMPTED

In a game, team

30 vs. Syracuse (5-31-04)

In a game, individual

28, Chris Pieczonka vs. Syracuse (5-31-04)

In a tournament, team

82 (2004)

In a tournament, individual

75, Chris Pieczonka vs. Penn (15), Cornell (13), Princeton (19) and Syracuse (28) (5-16-04 - 5-31-04)

In a tournament career, individual

109, Chris Pieczonka (2004-05)

EXTRA-MAN GOALS

In a game, team

3 vs. Syracuse (5-31-04), 3 vs. Penn (5-16-04)

In a game, individual

2, Ian Dingman at North Carolina (5-13-07)
2, Joe Bossi vs. Penn (5-16-04)

In a tournament, team

8 (2004)

In a tournament, individual

3, Joe Bossi vs. Penn (2), Cornell (0), Princeton (0) and Syracuse (1) (5-16-04 - 5-31-04)

In a tournament career, individual

4, Ian Dingman (2004, 2006-07)

EXTRA-MAN OPPORTUNITIES

In a game, team

9 vs. Brown (5-14-94)

In a tournament, team

15 (2004)

Best EMO percentage in a tournament

.533 (8-of-15), 2004

CLEARs

Best clear pct in a game

.917 (22-of-24) vs. Brown (5-14-94)

Best clear pct. in a tournament

.917 (22-of-24) vs. Brown (5-14-94)

PENALTIES

In a game, team

5 (Three Times; last at North Carolina, 5-13-07)

In a game, individual

3, Brendan Teague at North Carolina (5-13-07)

In a tournament, team

12 (2004)

In a tournament, individual

3, Brendan Teague at North Carolina (5-13-07)

MISCELLANEOUS

Most NCAA Tournament games played

9 by Stephen Hincks (1975 - 78)
9 by Brian McCormack (1975-78)

Quickest goal to start a game

1:36 vs. Brown (5-21-16)

Quickest back-to-back goals (two teams)

0:05 vs. Johns Hopkins (5-17-08)
1st qtr. time remaining - 0:59 Steven Boyle (Johns Hopkins); 1st qtr. time remaining - 0:54 by Mikelis Visgauss (Navy)

Quickest back-to-back goals (one team)

0:13 at Georgetown
1st qtr. time remaining - 9:35 by Ian Dingman (Navy); 1st qtr. time remaining - 9:22 by Jon Birsner (Navy)

2025 NAVY MEN'S LACROSSE

USILA / WINGATE MEMORIAL CHAMPIONSHIP TEAMS

The first intercollegiate lacrosse tournament was held in 1881 with Harvard defeating Princeton, 3-0, in the championship game. From this point through 1970, United States Intercollegiate Lacrosse Association (USILA) and the collegiate lacrosse associations from which it evolved - the Intercollegiate Lacrosse Association (ILA) (1882-1905), Inter-University Lacrosse League (IULL) (1894-1905), United States Intercollegiate Lacrosse League (USILL) (1906-1925) and USILA (1926-1970) - chose the annual champions based on season records. The USILL was established in 1906 and was split into Northern and Southern divisions, corresponding to the former IULL and ILA, respectively. The USILL was a closed-member organization which included Columbia, Cornell, Harvard, Johns Hopkins, Lehigh, Penn, Stevens Tech and Swarthmore. Some strong teams of the era, such as Army and Navy, were never members, meaning the USILL champion was not necessarily the best team in the United States.

The USILL acted as the governing body for lacrosse until it was disbanded and in 1926, the USILA was formed as an open-membership governing body. From 1926-31, the USILA executive board awarded gold medals after each season to the teams it selected as the most outstanding in the nation. The USILA did not name champions for the 1932, '33, '34 and '35 seasons, however, Johns Hopkins (1932, '33, '34) and Princeton (1935) claim the national championship based on being the leading team in the nation for those years. From 1936 through 1970, the Wingate Memorial Trophy was awarded to the USILA National Champion. The National Collegiate Athletic Association (NCAA) held its first national tournament in 1971 and the Wingate Memorial Trophy was presented to the first two NCAA champions before it was retired following the 1972 season. The NCAA has since been holding the annual Men's Lacrosse Championships.

NAVY'S 17 USILA / WINGATE MEMORIAL NATIONAL CHAMPIONSHIP TEAMS

Year	Coach	Record	Postseason
1928	George Finlayson	7-1-1	USILA National Champion (4 teams)
1929	George Finlayson	9-0-0	USILA National Champion
1938	William "Dinty" Moore	7-0-0	Wingate Memorial Champion
1943	William "Dinty" Moore	7-1-0	Wingate Memorial Champion
1945	William "Dinty" Moore	6-2-1	Wingate Memorial Champion (2 teams)
1946	William "Dinty" Moore	8-2-0	Wingate Memorial Champion
1949	William "Dinty" Moore	11-1-0	Wingate Memorial Champion (2 teams)
1954	William "Dinty" Moore	10-0-0	Wingate Memorial Champion
1960	Willis Bilderback	10-1-0	Wingate Memorial Champion

Year	Coach	Record	Postseason
1961	Willis Bilderback	9-2-0	Wingate Memorial Champion (2 teams)
1962	Willis Bilderback	10-1-0	Wingate Memorial Champion
1963	Willis Bilderback	8-1-0	Wingate Memorial Champion
1964	Willis Bilderback	10-0-0	Wingate Memorial Champion
1965	Willis Bilderback	12-0-0	Wingate Memorial Champion
1966	Willis Bilderback	11-1-0	Wingate Memorial Champion
1967	Willis Bilderback	9-2-0	Wingate Memorial Champion (3 teams)
1970	Willis Bilderback	11-1-0	Wingate Memorial Champion (3 teams)

1928 USILA NATIONAL CHAMPIONS (Navy, Johns Hopkins, Maryland, Rutgers)

Record: 7-1-1

Head Coach: George Finlayson

Captain: Howard Ransford

3-31	New York	W	7-3
4-14	Georgia Tech	W	14-1
4-21	Lehigh	W	11-0
4-25	Virginia	W	19-0
4-28	Colgate	W	14-1
5-5	at Maryland	L	2-3
5-12	Johns Hopkins	W	5-3
5-19	Randolph-Macon	W	9-2
6-2	at Army	T	4-4

All-Americans

- Arthur (Art) Spring, First Team
- James Kiernan, Alternate
- Howard Ransford, Alternate
- William (Bill) Cashman, Honorable Mention
- Elliott Parish Jr., Honorable Mention

1929 USILA NATIONAL CHAMPIONS

Record: 9-0-0

Head Coach: George Finlayson

Captain: Elliott Parish Jr.

3-30	New York	W	11-0
4-6	Randolph-Macon	W	13-1
4-13	Lehigh	W	11-1
4-20	Lafayette	W	17-1
4-27	Georgia Tech	W	14-0
5-4	at Syracuse	W	6-3
5-11	Penn State	W	7-4
5-18	Penn	W	7-4
6-1	Maryland	W	4-3

All-Americans

- Elliott Parish Jr., First Team
- Arthur (Art) Spring, First Team
- William Allen, Alternate
- William (Bill) Cashman, Honorable Mention
- Robert (Benny) Haven, Honorable Mention
- David Welsh, Honorable Mention

1938 WINGATE MEMORIAL TROPHY

Record: 7-0-0

Head Coach: William "Dinty" Moore

Captain: Frank Case Jr.

4-2	Dartmouth	W	11-4
4-9	Harvard	W	13-2
4-16	Princeton	W	8-3
4-23	at Yale	W	14-4
5-14	Maryland	W	8-7
5-21	Penn	W	14-0
5-28	at Army	W	10-3

All-Americans

- Nathaniel (Nat) James, First Team
- Stuart (Stew) Miller, First Team
- Heber (Butch) Player, First Team
- Frank Case Jr., Second Team
- Raymond (Ray) DuBois, Third Team
- Richard (Chuck) Bowers, Honorable Mention
- Charles Hendrix, Honorable Mention
- Stephen (Steve) Mann, Honorable Mention
- George Muse, Honorable Mention
- Maurice (Mike) Rindskopf, Honorable Mention



2025 NAVY MEN'S LACROSSE

USILA / WINGATE MEMORIAL CHAMPIONSHIP TEAMS

1943 WINGATE MEMORIAL TROPHY

Record: 7-1-0

Head Coach: William "Dinty" Moore

Captain: Robert Booze

3-24	Drexel	W	20-6
4-3	Loyola	W	8-1
4-14	Johns Hopkins	W	7-4
4-24	Penn State	W	4-2
5-1	at Princeton	L	6-7
5-8	Maryland	W	9-8
5-15	Swarthmore	W	16-3
5-29	Army	W	12-5

All-Americans

- Robert (Bobby) Booze, First Team
- Gordon (Bud) Ochenrider Jr., First Team
- John (Jack) Laboon, Second Team
- Clyde Siegfried, Second Team
- Raymond (Ray) Strassle, Second Team
- Warren Montgomery, Honorable Mention

1945 WINGATE MEMORIAL TROPHY (Navy, Army)

Record: 6-2-1

Head Coach: William "Dinty" Moore

Captain: Charles Guy

3-31	City College of NY	W	29-0
4-14	Swarthmore	W	17-1
4-21	Johns Hopkins L.C.	L	7-8
4-28	at Penn State	W	20-0
5-5	Cornell	W	20-1
5-5	Dartmouth	W	14-0
5-12	at Johns Hopkins L.C.	L	5-7
5-19	Penn State	W	23-0
5-26	Army	T	7-7

All-Americans

- John (Jack) Albright, First Team
- Charles (Charlie) Guy, First Team
- Hubert (Herb) Stiles, First Team
- William Graham, Second Team
- Edgar Hanson, Second Team
- Ferdinand (Freddy) Koch, Second Team
- Ernest (Ernie) Litty, Second Team
- James (Jim) Carrington, Honorable Mention
- John (Jack) Haupt, Honorable Mention

Major Award Winners

- Charles Guy, Schmeisser Award

1946 WINGATE MEMORIAL TROPHY

Record: 8-2-0

Head Coach: William "Dinty" Moore

Captain: Edgar Hanson

4-13	Swarthmore	W	13-0
4-20	Johns Hopkins	L	12-9
4-27	Penn State	W	14-4
4-29	Duke	W	7-3
5-1	Syracuse	W	20-4
5-4	at Cornell	W	24-5
5-11	Mt. Washington L.C.	L	9-10
5-15	Maryland	W	11-4
5-18	Cornell	W	25-4
5-25	at Army	W	12-10

All-Americans

- James (Jim) Carrington, First Team
- James (Lee) Chambers II, First Team
- Edgar Hanson, First Team
- George (Eli) Kirk, Second Team
- Arthur (Art) Markel, Second Team
- Stewart (Stu) McLean, Second Team
- Donald (Don) Haggerty, Honorable Mention
- Donald (Don) Houck, Honorable Mention
- Robert (Bob) Metzger, Honorable Mention

Major Award Winners

- Stewart (Stu) McLean, Turnbull Award

1949 WINGATE MEMORIAL TROPHY (Navy, Johns Hopkins)

Record: 11-1-0

Head Coach: William "Dinty" Moore

Captain: James (Lee) Chambers II

4-4	Williams College	W	14-3
4-6	Harvard	W	18-2
4-9	Virginia	W	13-2
4-13	Duke	W	13-7
4-16	Yale	W	13-4
4-23	Maryland	W	14-4
4-27	Mt. Washington L.C.	L	4-10
4-30	at Penn State	W	19-7
5-7	at Princeton	W	11-8
5-14	Penn	W	20-4
5-21	Swarthmore	W	18-3
5-28	Army	W	14-5

All-Americans

- James (Lee) Chambers II, First Team
- Philip (Phil) Ryan, First Team
- Richard (Dick) Seth, First Team
- Stephen (Steve) Schoen, Second Team
- Robert (Bob) Sivinski, Second Team
- Milton (Milt) Allen, Honorable Mention
- John Stinson, Honorable Mention

Major Award Winners

- James Chambers II, Turnbull Award
- Richard Seth, Kelly Award

1954 WINGATE MEMORIAL TROPHY

Record: 10-0-0

Head Coach: William "Dinty" Moore

Captain: John (Jack) Jones Jr.

4-3	Washington College	W	18-0
4-8	Harvard	W	21-2
4-10	at Virginia	W	14-3
4-14	Penn State	W	23-1
4-17	at Maryland	W	12-7
4-24	Duke	W	17-3
5-1	Princeton	W	13-4
5-8	Johns Hopkins	W	12-3
5-15	Penn	W	15-5
5-29	at Army	W	9-3

All-Americans

- William (Bill) Hunter, First Team
- Stanley (Stan) Swanson, First Team
- John (Jack) Jones Jr., First Team
- John Raster, Second Team
- John (Jack) Horner, Third Team
- William (Bill) Hoover, Third Team
- Jo Brendel, Honorable Mention
- William (Bill) Hargrave, Honorable Mention
- Robert (Bob) Pirie, Honorable Mention
- Simon (Si) Ulcickas, Honorable Mention

Major Award Winners

- John (Jack) Jones, Kelly Award
- Stanley (Stan) Swanson, Schmeisser Award

1960 WINGATE MEMORIAL TROPHY

Record: 10-1-0

Head Coach: Willis Bilderback

Captain: Richard (Dick) Pariseau

4-2	at Rutgers	W	15-2
4-6	Penn State	W	17-3
4-9	Washington College	W	19-0
4-16	Princeton	W	16-5
4-23	Virginia	W	9-2
4-30	at Maryland	W	15-14
5-7	Duke	W	18-5
5-14	Johns Hopkins	W	15-7
5-21	Baltimore	W	10-3
5-28	Mt. Washington L.C.	L	7-11
6-4	at Army	W	10-7

All-Americans

- Richard (Dick) Pariseau, First Team
- Karl Rippelmeyer, First Team
- John (Jack) Prudhomme, Second Team
- Neal Reich, Second Team
- Henry (Hank) Chiles, Third Team
- George Huffman, Honorable Mention
- Thomas (Tom) Mitchell, Honorable Mention
- Malcolm (Mickey) Reeves, Honorable Mention

Major Award Winners

- Willis Bilderback, Touchstone Award



2025 NAVY MEN'S LACROSSE

USILA / WINGATE MEMORIAL CHAMPIONSHIP TEAMS

1961 WINGATE MEMORIAL TROPHY (Navy, Army)

Record: 9-2-0

Head Coach: Willis Bilderback

Captain: Neal Reich

4-1	Rutgers	W	12-3
4-8	Penn State	W	16-5
4-12	Washington College	W	18-5
4-15	at Princeton	W	10-5
4-22	at Virginia	W	8-7
4-29	Maryland	W	9-7
5-6	Duke	W	17-2
5-13	at Johns Hopkins	W	15-9
5-20	Baltimore	W	12-10
5-27	Mt. Washington L.C.	L	10-15
6-3	Army	L	8-10

All-Americans

- Thomas (Tom) Mitchell, First Team
- Neal Reich, First Team
- Donald (Don) Chinn, Second Team
- George Huffman, Second Team
- John (Jack) Prudhomme, Honorable Mention
- George Tracy, Honorable Mention

Major Award Winners

- Thomas (Tom) Mitchell, Turnbull Award

1963 WINGATE MEMORIAL TROPHY

Record: 8-1-0

Head Coach: Willis Bilderback

Captain: George Tracy

3-30	Rutgers	W	13-3
4-6	Washington College	W	12-2
4-13	at Princeton	W	9-6
4-20	at Virginia	W	10-3
4-27	Maryland	W	17-9
5-4	Duke	W	15-2
5-11	at Johns Hopkins	W	10-5
5-18	Baltimore	W	19-7
6-1	Army	L	9-11

All-Americans

- Michael (Mike) Coughlin, First Team
- Donald (Don) MacLaughlin, First Team
- George Tracy, First Team
- John Newton, Second Team
- John (Pete) Taylor, Second Team
- William (Pat) Donnelly, Honorable Mention
- Joseph (Joe) Fossella, Honorable Mention
- Arnold Glassner, Honorable Mention
- Dudley (Dud) Hendrick, Honorable Mention
- Brian Lantier, Honorable Mention

Major Award Winners

- Michael (Mike) Coughlin, Schmeisser Award
- Dennis Wedekind, Kelly Award

1965 WINGATE MEMORIAL TROPHY

Record: 12-0-0

Head Coach: Willis Bilderback

Captain: Brian Lantier

4-3	Mt. Washington L.C.	W	11-10
4-7	Harvard	W	16-1
4-10	at Princeton	W	17-9
4-17	Duke	W	19-2
4-24	Maryland	W	13-7
4-28	Washington College	W	22-1
5-1	at Hofstra	W	19-2
5-8	at Johns Hopkins	W	15-6
5-15	Virginia	W	13-5
5-22	Baltimore	W	22-5
5-29	Philadelphia L.C.	W	14-5
6-5	Army	W	18-7

All-Americans

- William (Pat) Donnelly, First Team
- Neil Henderson, First Team
- Brian Lantier, First Team
- James (Jimmy) Lewis, First Team
- Stewart (Stew) Overton, Second Team
- Patrick (Pat) Philbin, Second Team
- Dennis Wedekind, Second Team

Major Award Winners

- William (Pat) Donnelly, Schmeisser Award
- James (Jimmy) Lewis, Turnbull Award
- Dennis Wedekind, Kelly Award

1962 WINGATE MEMORIAL TROPHY

Record: 10-1-0

Head Coach: Willis Bilderback

Captain: Roger Kisiel

3-31	at Rutgers	W	17-6
4-7	Harvard	W	17-4
4-14	Princeton	W	13-3
4-21	Virginia	W	11-8
4-28	at Maryland	W	22-12
5-2	Washington College	W	16-1
5-5	Duke	W	16-2
5-12	Johns Hopkins	W	16-11
5-19	Baltimore	W	15-8
5-26	Baltimore L.C.	L	13-16
6-2	at Army	W	8-5

All-Americans

- Roger Kisiel, First Team
- Frederick (Fred) Lewis, First Team
- George Tracy, First Team
- Donald (Don) MacLaughlin, Second Team
- John (Pete) Taylor, Third Team
- John Newton, Honorable Mention

1964 WINGATE MEMORIAL TROPHY

Record: 10-0-0

Head Coach: Willis Bilderback

Captain: John (Pete) Taylor

3-28	at Rutgers	W	20-3
4-4	Washington College	W	13-4
4-11	Princeton	W	16-1
4-18	Duke	W	16-2
4-25	at Maryland	W	11-7
5-2	Virginia	W	12-4
5-9	Johns Hopkins	W	15-3
5-16	Baltimore	W	16-4
5-23	Philadelphia L.C.	W	18-8
5-30	at Army	W	9-4

All-Americans

- James (Jim) Campbell, First Team
- Michael (Mike) Coughlin, First Team
- James (Jimmy) Lewis, First Team
- John (Pete) Taylor, First Team
- Dennis Wedekind, Third Team
- Brian Lantier, Honorable Mention
- Robert (Bob) Sutton, Honorable Mention

Major Award Winners

- James (Jim) Campbell, Schmeisser Award
- James (Jimmy) Lewis, Turnbull Award

1966 WINGATE MEMORIAL TROPHY

Record: 11-1-0

Head Coach: Willis Bilderback

Captain: Owen McFadden

4-2	Washington College	W	18-3
4-6	Baltimore L.C.	W	15-4
4-9	Princeton	W	14-9
4-16	Mt. Washington L.C.	L	11-12
4-23	at Maryland	W	11-9
4-27	Hofstra	W	11-2
4-30	at Virginia	W	14-3
5-7	Duke	W	22-3
5-14	Johns Hopkins	W	12-7
5-21	Baltimore	W	18-2
5-28	Philadelphia L.C.	W	15-2
6-4	at Army	W	16-7

All-Americans

- Howard (Howie) Crisp, First Team
- James (Jimmy) Lewis, First Team
- Richard (Dick) Salmon, First Team
- Owen McFadden, Second Team
- Malcolm (Mac) Ogilvie, Honorable Mention

Major Award Winners

- James (Jimmy) Lewis, Turnbull Award



2025 NAVY MEN'S LACROSSE

USILA / WINGATE MEMORIAL CHAMPIONSHIP TEAMS

1967 WINGATE MEMORIAL TROPHY (Navy, Johns Hopkins, Maryland)

Record: 9-2-0

Head Coach: Willis Bilderback

Captain: Samuel (Al) Davey

4-1	Syracuse	W	18-4
4-5	Harvard	W	15-1
4-8	at Princeton	W	12-6
4-15	Mt. Washington L.C. (2OT)	L	8-9
4-22	Maryland	W	10-8
4-29	at Virginia	W	8-3
5-4	Australian All-Stars	W	17-14
5-13	at Johns Hopkins	L	6-9
5-20	Baltimore	W	19-2
5-27	Philadelphia L.C.	W	15-4
6-3	Army	W	7-5

All-Americans

- Samuel (Al) Davey, First Team
- John McIntosh, First Team
- Carl Tamulevich, First Team
- James (Jim) Mixon, Second Team
- John Bodine, Honorable Mention
- Dennis Colin, Honorable Mention
- Henry (Hank) Giffin, Honorable Mention
- Robert (Bob) Havasy, Honorable Mention
- Malcolm (Mac) Ogilvie, Honorable Mention
- Joseph (Joe) Schwanebeck, Honorable Mention
- Dennis Yatras, Honorable Mention

1970 WINGATE MEMORIAL TROPHY (Navy, Johns Hopkins, Virginia)

Record: 11-1-0

Head Coach: Willis Bilderback

Captain: Henry (Harry) MacLaughlin

3-28	Carling L.C.	W	5-4
4-1	Harvard	W	9-7
4-4	Mt. Washington L.C.	W	6-4
4-11	Princeton	W	9-3
4-18	Maryland	W	6-3
4-25	Virginia	W	11-7
5-2	at Hofstra	W	9-4
5-9	Johns Hopkins	L	7-9
5-13	at Washington College	W	12-3
5-16	Baltimore	W	19-0
5-23	Philadelphia L.C.	W	15-1
5-30	at Army	W	8-7

All-Americans

- Henry (Harry) MacLaughlin, First Team
- Gregory (Greg) Murphy, First Team
- Leonard (Len) Supko, First Team
- Karl Schwelm, Third Team
- Edward (Ed) Tempesta, Third Team

Major Award Winners

- Gregory (Greg) Murphy, Schmeisser Award
- Leonard (Len) Supko, Kelly Award

2025 NAVY MEN'S LACROSSE

MILITARY HONORS

The lacrosse players of today recognize the heroic and devoted service of those who have come before us. Their examples of honor, courage and selfless service are aspirations for our competitive spirit on the playing fields. It is their fighting spirit and devotion to the ideals of our Academy and committed service to our country that serve as a model for our future naval service. The following are Navy lacrosse players who have been awarded our nation's highest awards for Bravery in Battle. We recognize their courage and contribution for giving us the freedom we now enjoy.



MEDAL OF HONOR

For conspicuous gallantry and intrepidity at the risk of life, above and beyond the call of duty, in action involving actual conflict with an opposing armed force.

EDWARD ORRICK MCDONNELL

Rank and organization: Ensign, U.S. Navy. Born: 13 November 1891, Baltimore, Md. Accredited to: Maryland. G.O. No.: 177, 4 December 1915.

Citation: For extraordinary heroism in battle, engagements of Vera Cruz, 21 and 22 April 1914. Posted on the roof of the Terminal Hotel and landing, Ens. McDonnell established a signal station there day and night, maintaining communication between troops and ships. At this exposed post he was continually under fire. One man was killed and three wounded at his side during the two day's fighting. He showed extraordinary heroism and striking courage and maintained his station in the highest degree of efficiency. All signals got through, largely due to his heroic devotion to duty.

HAROLD WILLIAM BAUER

Rank and organization: Lieutenant Colonel, U.S. Marine Corps. Born: 20 November 1908, Woodruff, Kan. Appointed from: Nebraska.

Citation: For extraordinary heroism and conspicuous courage as Squadron Commander of Marine Fighting Squadron 212 in the South Pacific Area during the period 10 May 14 November 1942. Volunteering to pilot a fighter plane in defense of our positions on Guadalcanal, Lt. Col. Bauer participated in two air battles against enemy bombers and fighters outnumbering our force more than 2 to 1, boldly engaged the enemy and destroyed 1 Japanese bomber in the engagement of 28 September and shot down four enemy fighter planes in flames on 3 October, leaving a fifth smoking badly. After successfully leading 26 planes on an over-water ferry flight of more than 600 miles on 16 October, Lt. Col. Bauer, while circling to land, sighted a squadron of enemy planes attacking the U.S.S. McFarland. Undaunted by the formidable opposition and with valor above and beyond the call of duty, he engaged the entire squadron and, although alone and his fuel supply nearly exhausted, fought with his plane so brilliantly that four of the Japanese planes were destroyed before he was forced down by lack of fuel. His intrepid fighting spirit and distinctive ability as a leader and an airman, exemplified in his splendid record of combat achievement, were vital factors in the successful operations in the South Pacific Area.

THOMAS JEROME HUDNER JR.

Rank and organization: Lieutenant j.g., U.S. Navy. Born: 31 August 1924, Fall River, Mass. Accredited to: Fall River, Bristol County, Mass.

Citation: For conspicuous gallantry and intrepidity at the risk of his life above and beyond the call of duty as a pilot in Fighter Squadron 32, while attempting to rescue a squadron mate whose plane, struck by anti-aircraft fire and trailing smoke, was forced down behind enemy lines. Quickly maneuvering to circle the downed pilot and protect him from enemy troops infesting the area, Lt. (j.g.) Hudner risked his life to save the injured flier who was trapped alive in the burning wreckage. Fully aware of the extreme danger in landing on the rough mountainous terrain, and the scant hope of escape or survival in subzero temperature, he put his plane down skillfully in a deliberate wheels-up landing in the presence of enemy troops. With his bare hands, he packed the fuselage with snow to keep the flames away from the pilot and struggled to pull him free. Unsuccessful in this he returned to his crashed aircraft and radioed other airborne planes, requesting that a helicopter be dispatched with an ax and fire extinguisher. He then remained on the spot despite the continuing danger from enemy action and, with the assistance of the rescue pilot, renewed a desperate but unavailing battle against time, cold, and flames. Lt. (j.g.) Hudner's exceptionally valiant action and selfless devotion to a shipmate sustain and enhance the highest traditions of the U.S. Naval Service.



2025 NAVY MEN'S LACROSSE

MILITARY HONORS



NAVY CROSS

For extraordinary heroism in connection with military operations against an opposing armed force.

Name	Academy Class
Capt. Morris D. Gilmore, USN	1911
Vice Adm. Edward O. McDonnell, USN	1912
Capt. Robert C. Starkey, USN	1914
Vice Adm. Lloyd J. Wiltse, USN	1914
Rear Adm. Herbert V. Wiley, USN	1915
Cmdr. William B. Ault, USN	1922
Rear Adm. Charles A. Buchanan, USN	1926
Rear Adm. Charles K. Bergin, USN	1927
Rear Adm. William H. Brockman Jr., USN	1927
Rear Adm. Thomas B. Klakring, USN	1927
Rear Adm. James R. Lee, USN	1928
Cmdr. Clair L. Miller, USN	1929
Lt. Cmdr. Egbert A. Roth, USN	1929
Brig. Gen. Fred D. Beans, USMC	1930
Lt. Cmdr. Alfred B. Tucker, III	1931
Capt. Thomas K. Bowers, USN	1932
Lt. Nathaniel M. Dial, USN	1932
Capt. Terrell A. Nisewaner, USN	1932
Capt. Kerfoot B. Smith, USN	1933
Maj. Gen. Marshall A. Tyler, USMC	1933
Cmdr. Philip H. Torrey Jr., USN	1934
Capt. Grafton B. Campbell, USN	1935
Capt. Robert E. Dornin, USN	1935
Capt. Harold H. Larsen, USN	1935
Capt. Kenneth G. Schacht, USN	1935
Capt. William C. Thompson Jr., USN	1935
Rear Adm. Norvell G. Ward, USN	1935
Mr. Charles H. Hutchins	1936
Capt. William B. Parham, USN	1936
Rear Adm. Maurice H. Rindskopf, USN	1938
Rear Adm. David M. Rubel, USN	1941



SILVER STAR

For gallantry in action against an opposing armed force.

Name	Academy Class
Adm. Harold M. Martin, USN	1919
Vice Adm. Robert B. Pirie, USN	1926
Rear Adm. William H. Brockman, USN	1927
Rear Adm. Thomas B. Klakring, USN	1927
Rear Adm. Allen Smith Jr., USN	1927
Rear Adm. Delbert F. Williamson, USN	1927
Rear Adm. Neale R. Curtin, USN	1928
Brig. Gen. Fred D. Beans, USMC	1930
Rear Adm. Mell A. Peterson, USN	1930
Rear Adm. Allan B. Roby, USN	1930
Rear Adm. David L. Whelchel, USN	1930
Capt. Glover T. Ferguson, USN	1933
Lt. Gen. Henry W. Buse Jr., USMC	1934
Capt. Hugh Q. Murray, USN	1934
Capt. Ellis B. Rittenhouse, USN	1934
Capt. Robert E. Dornin, USN	1935
Capt. Stephen H. Gimber, USN	1935
Capt. William C. Thompson Jr., USN	1935
Rear Adm. Norvell G. Ward, USN	1935
Capt. Joseph H. Wesson, USN	1935
Col. Jean W. Moreau, USMC	1936
Capt. William B. Parham, USN	1936
Capt. John S. Schmidt, USN	1937
Capt. William S. Stewart, USN	1937
Rear Adm. Raymond F. Dubois, USN	1938
Capt. Stephen S. Mann Jr., USN	1938
Rear Adm. George R. Muse, USN	1938
Rear Adm. Maurice H. Rindskopf, USN	1938
Capt. Charles N. Hendrix, USN	1939
Capt. William J. Ruhe, USN	1939
Capt. Russell S. Crenshaw Jr., USN	1941
Capt. Frank A. Andrews, USN	1942
Capt. Laurence B. Green, USN	1942
Lt. Cmdr. George T. Weems, USN	1942
Rear Adm. John M. Barrett, USN	1943
Capt. John F. Laboon, Jr., CHC, USN	1944
Mr. Robert G. Tobin Jr., USN	1948
Rear Adm. Henry D. Arnold, USN	1950
Col. Lee R. Bendell, USMC	1950
Col. William C. Martin, USAF	1955
Maj. Gen. John I. Hopkins, USMC	1956
Cmdr. Ralph C. Schwartz, USN	1956
Brig. Gen. James D. Beans, USMC	1957
Capt. John M. Quarterman Jr., USN	1961
Capt. Michael B. O'Connor Jr., USN	1962
Capt. John P. Costello, II, USN	1964
Gen. Charles C. Krulak, USMC	1964
Col. Jeffrey A. Gaugush, USMC	1965
Mr. Simone J. Pace	1965
Mr. Joseph K. Taussig, III	1966
Cmdr. Jeffrey Rucker, USN	1979
Lt. Cmdr. Ken Niederberger, USN	1990
Lt. Clint Burke, USN	1999

2025 NAVY MEN'S LACROSSE

AWARD WINNERS

NATIONAL AWARDS

NATIONAL LACROSSE HALL OF FAME

Player	Years Played	Induction
Fred Billing	1923-25	1962
Royce Flippin	1923-26	1966
Morris Gilmore	1908-11	1968
Arthur (Art) Spring	1928-30	1971
James (Lee) Chambers II	1946-49	1975
James (Jimmy) Lewis	1964-66	1981
Carl Tamulevich	1966-68	1989
Donald Albertson	1923-26	1990
Michael (Mike) Buzzell	1977-80	2000
Michael (Mike) Coughlin	1962-64	2006
Karl Rippelmeyer	1958-60	2007
George Tracy	1961-63	2008
Jeff Long	1974-77	2009
John Lawlor	1972-75	2011
Glen Miles	1983-86	2016

WILLIAM C. SCHMEISSER AWARD

*Presented to the nation's top defenseman •
First awarded in 1942*

	GA	GAA
1945 Charles Guy	16	2.00
1954 Stanley Swanson	31	3.10
1955 John Raster	44	4.40
1963 Michael Coughlin	48	5.33
1964 James Campbell	32	3.56
1965 William (Pat) Donnelly	45	4.50
1968 Carl Tamulevich	39	4.88
1970 Gregory Murphy	43	4.78
1975 John Lawlor	157	10.47

LT. COL. JACK TURNBULL MEMORIAL AWARD

*Presented to the nation's top attackman •
First awarded in 1946*

	G	A	P
1946 Stewart McLean	18	---	18
1949 James Chambers II	39	---	39
1955 Percy Williams Jr.	24	---	24
1961 Thomas Mitchell	27	4	31
1964 James Lewis	27	20	47
1965 James Lewis	27	36	63
1966 James Lewis	24	35	59
1980 Michael Buzzell	29	21	50

LT. J.G. DONALD MACLAUGHLIN JR. AWARD

*Presented to the nation's top midfielder •
First awarded in 1973*

	G	A	P
1986 Glen Miles	23	30	53

ENS. C. MARKLAND KELLY AWARD

*Presented to the nation's top goalkeeper •
First awarded in 1949*

	GAA	GA	Sv%	SV
1949 Richard Seth	---	---	---	---
1954 John (Jack) Jones Jr.	---	---	---	---
1963 Dennis Wedekind	---	---	---	77
1965 Dennis Wedekind	---	---	---	97
1968 Malcolm Ogilvie	---	---	---	119
1970 Leonard Supko	---	---	---	86
1999 Mickey Jarboe	8.57	116	65.0	215

2000	Mickey Jarboe	6.09	76	64.8	140
2004	Matt Russell	6.69	103	57.6	140

MORRIS TOUCHSTONE MEMORIAL AWARD

*Presented to the national coach of the year •
First awarded in 1958*

		Team	Scoring	Scoring
		Record	Off	Def
1960	Willis Bilderback	10-1	14.40	4.80
1975	Dick Szlasa	10-5	12.13	10.47
1986	Bryan Matthews	8-4	12.42	9.75
2004	Richie Meade	15-3	12.28	7.06

TEAM USA

1978	Jeff Long, A
1986	Jeff Long, A
1990	Glen Miles, M
1998	Jeff Long, Asst. Coach
1998	Andy Ross, M
2002	Andy Ross, M

TEAM USA - U21

2022	Jackson Bonitz, D
------	-------------------

TEWAARATON LEGENDS AWARD

Annually honors one recipient whose collegiate performance would have earned them a Tewaaraton Award had the award existed when they played (pre-2001).

2014	James (Jimmy) Lewis
------	---------------------

SPIRIT OF TEWAARATON AWARD

Presented to an individual who has contributed to the sport of lacrosse in a way that reflects the spirit of the values and mission of The Tewaaraton Award.

2014	Brendan Looney
------	----------------

COSIDA ACADEMIC ALL-AMERICANS

Player	Year	Award
Tom Calabrese	1983-84	3rd Team
Clipper Lennon	2004-05	2nd Team
Joe Lennon	2009-10	3rd Team
Christian Daniel	2019-20	3rd Team
Christian Daniel	2020-21	2nd Team

NAVAL ACADEMY AWARDS

SWORD FOR MEN

Presented to the midshipman of the graduating class declared by the Association's Athletic Committee to have personally excelled in athletics during his years of varsity competition

Players	Year	Class
Harold Martin	1918	1919
Howard Clark	1920	1921
Royce Flippin	1926	1926
Howard Ransford	1928	1928
Bryan Swan	1930	1930
Hugh Murray	1934	1934
Allen Bergner	1940	1940
Gordon Ochenrider Jr.	1943	1944
James Carrington	1947	1948

James Chambers II	1949	1949
James Hunt Jr.	1951	1951
Ronald Beagle	1956	1956
Karl Rippelmeyer	1960	1960
Don MacLaughlin	1963	1963
James Lewis	1966	1966
John McNallen	1971	1971
Jeffrey Johnson	1979	1979
Mickey Jarboe	2000	2000
Adam Borcz	2001	2001
Matt Russell	2006	2006
Chris Fennell	2017	2017
Jackson Bonitz	2024	2024

THOMPSON TROPHY CUP

Presented to the midshipman, male or female, declared by the Association's Athletic Committee to have done the most during the year for the promotion of athletics at the Naval Academy

Players	Year	Class
Donald Hamilton	1912	1912
K.P. Gilchrist	1914	1914
Emery Larson	1922	1922
Fred Billing	1925	1925
Elliott Parish Jr.	1929	1929
William Clark	1935	1935
Robert Dornin	1935	1935
Carl Fellows	1936	1936
Archie Soucek	1937	1937
Edmond Gillette Jr.	1940	1940
David Barksdale	1945	1946
Philip Ryan	1950	1950
William Earl	1951	1951
Robert McDonald	1952	1952
Donovan Kniss	1953	1953
Henry Chiles Jr.	1960	1960
John Hewitt	1962	1962
John Bodine	1969	1969
Daniel Pike	1970	1970
Charles Voith	1972	1973
Jamie Slough	1994	1994
Tommy Phelan	2009	2009

COACHES' CALVERT AWARD

Presented in honor of Vice Admiral James Calvert, Superintendent (1968-72), to the varsity letterman of the graduating class selected by the varsity coaches as having persevered the most in his or her career

Players	Year	Class
Georgie Moore	1976	1976
Arthur Athens	1978	1978
John Quinn	1991	1991
Jon Brianas	2000	2000



2025 NAVY MEN'S LACROSSE

NAVY'S USILA ALL-AMERICANS

FOUR-TIME HONOREE (3)

Albertson, Donald (Bruno)	1923-24-25-26
Chambers, James (Lee)	1946-47-48-49
Herger, Michael (Mike)	1987-88-89-90

THREE-TIME HONOREE (35)

Amatuccio, Nicholas (Nick)	1986-87-88
Bayly, David (Dave)	1972-73-74
Billing, Fred	1923-24-25
Bonitz, Jackson	2022-23-24
Buzzell, Michael (Mike)	1978-79-80
Carrington, James (Jim)	1945-46-47
Carter, John (Jack)	1956-57-58
Chanenchuk, Michael (Mike)	1977-78-79
DiNola, Jordan	2006-07-08
Donnelly, Joseph (Joe)	1986-87-88
Donnelly, Chad	1998-99-00
Chris Fennell	2015-16-17
Gazze, Sylvius (Syl)	1925-26-27
Heyward, Shannon	1955-56-57
James, Nathaniel (Nat)	1937-38-39
Keith, Brian	1988-89-90
Lantier, Brian	1963-64-65
Lawlor, John	1973-74-75
Lewis, James (Jimmy)	1964-65-66
Long, Jeffrey (Jeff)	1975-76-77
Looney, Stephen (Steve)	2004-05-06
Looney, William (Billy)	2005-06-07
McLaughlin, Michael (Mike)	1979-80-81
Miles, Glen	1984-85-86
Ogilvie, Malcolm (Mac)	1966-67-68
Ripplmeyer, Karl	1958-59-60
Ross, Andy	1995-96-97
Russell, Matthew (Matt)	2004-05-06
Ryan, Phillip (Phil)	1948-49-50
Seth, Richard (Dick)	1947-48-49
Slough, Jamie	1992-93-94
Spring, Arthur (Art)	1928-29-30
Taylor, John (Pete)	1962-63-64
Tracy, George	1961-62-63
Wehman, Richard (Rich)	1981-82-83

ALL-TIME FIRST-TEAM ALL-AMERICANS (CURRENT D-I PROGRAMS)

1. 185 Johns Hopkins	21. 11 Denver
2. 134 Maryland	11 Massachusetts
3. 105 NAVY	23. 9 Albany
4. 100 Syracuse	24. 8 Harvard
5. 88 Army	8 Hofstra
6. 78 Princeton	26. 6 Colgate
7. 77 Virginia	27. 5 Penn State
8. 58 Cornell	28. 4 Towson
9. 50 Duke	4 Villanova
10. 42 North Carolina	30. 3 Lehigh
11. 37 Rutgers	31. 2 Boston U.
12. 25 Yale	2 Delaware
13. 23 St. John's	2 Drexel
14. 20 Notre Dame	2 Ohio State
15. 18 Loyola	2 Stony Brook
16. 17 Penn	36. 1 Bryant
17. 15 Brown	1 UMBC
15 Georgetown	1 Michigan
19. 13 Hobart	1 Richmond
20. 12 Dartmouth	

1922 Richard (Dick) Dole	1st Center
1922 Emery (Swede) Larson	1st Point
1922 Vincent (Vin) Conroy	3rd 1st Def.
1922 Warren Parr	3rd Point
1922 John (Jack) Connor	HM In Home
1922 James (Scott) Laidlaw	HM 1st Attack
1922 Albert (Terry) Morehouse	HM Attack
1922 Harold (Harry) Smith	HM GK
1922 Edward (Ted) Titus	HM 2nd Def.

1923 Fred Billing	1st Out Home
1923 Zeus (Zeke) Soucek	1st 3rd Def.
1923 Vincent (Vin) Conroy	2nd 1st Def.
1923 Carl Cullen	2nd In Home
1923 Donald (Bruno) Albertson	3rd 3rd Attack
1923 Robert (Bob) Bertschy	HM 1st Attack
1923 Robert (Bob) Coleman	HM 2nd Attack
1923 William (Bill) Hamilton	HM 2nd Def.

1924 Donald (Bruno) Albertson	1st 2nd Attack
1924 Fred Billing	1st In Home
1924 Arthur (Arch) Barnes	2nd Cover Pt.
1924 Robert (Bob) Coleman	3rd 2nd Attack
1924 Edmund (Ted) Taylor	3rd 1st Def.
1924 Robert (Bob) Bertschy	HM Attack
1924 Carl Cullen	HM Attack
1924 Edmund (Brooks) Dascomb	HM GK

1925 Donald (Bruno) Albertson	1st 2nd Attack
1925 Fred Billing	1st In Home
1925 Edmund (Ted) Taylor	2nd Cover Pt.
1925 Sylvius (Syl) Gazze	HM GK

1926 Donald (Bruno) Albertson	1st 3rd Attack
1926 Royce Flippin	1st 3rd Def.
1926 Delbert (Bill) Williamson	1st Cover Pt.
1926 Sylvius (Syl) Gazze	2nd GK

1927 Sylvius (Syl) Gazze	1st GK
1927 Robert (Vance) Hull	1st In Home
1927 James (Jim) Lucier	Alt Center
1927 Delbert (Bill) Williamson	Alt Cover Pt.

1928 Arthur (Art) Spring	1st 1st Def.
1928 James Kiernan	Alt Cover Pt.
1928 Howard Ransford	Alt Out Home
1928 William (Bill) Cashman	HM Attack
1928 Elliott Parish Jr.	HM Attack

1929 Elliott Parish Jr.	1st 1st Attack
1929 Arthur (Art) Spring	1st 3rd Def.
1929 William Allen	Alt 3rd Attack
1929 William (Bill) Cashman	HM Attack
1929 Robert (Benny) Haven	HM Center
1929 David Welsh	HM GK

1930 William Allen	1st 2nd Attack
1930 Arthur (Art) Spring	1st 3rd Def.
1930 Harold (Joe) Bauer	HM Defense
1930 Richard (Dick) Conn	HM Attack

1931 George (Buck) James	1st 1st Def.
1931 Samuel Moncure	Alt Home
1931 Thomas Rogers	HM GK

1932 Robert (Bill) Porter	1st GK
1932 George (Buck) James	Alt 1st Def.
1932 Samuel Moncure	Alt Home
1932 Glover Ferguson	HM Wing Att.

1933 Glover Ferguson	1st In Home
1933 John Condon	HM Inside Att.
1933 James (Jim) Reedy	HM GK

1934 John Condon	Alt Out Home
1934 Norvell Ward	Alt 2nd Att.

1935 Norvell Ward	1st 2nd Att.
1935 William (Bill) Clark	HM Inside Att.
1935 Kenneth (Ken) Schacht	HM Inside Att.

1936 Ralph Smith	1st Center
1936 John (Curt) Kelly	Alt 2nd Attack
1936 Archie Soucek	Alt Cover Pt.

1937 John (Curt) Kelly	1st 2nd Def.
1937 John Mehlig	1st 1st Def.
1937 Archie Soucek	1st Cover Pt.
1937 Ralph Smith	Alt Center
1937 Nathaniel (Nat) James	HM GK

1938 Nathaniel (Nat) James	1st GK
1938 Stuart (Stew) Miller	1st Out Home
1938 Heber (Butch) Player	1st 1st Def.
1938 Frank Case	2nd 2nd Def.
1938 Raymond (Ray) DuBois	3rd Point
1938 Richard (Dick) Bowers	HM Inside Att.
1938 Charles (Chuck) Hendrix	HM Inside Att.
1938 Stephen (Steve) Mann	HM Inside Att.
1938 George Muse	HM Wing
1938 Maurice (Mike) Rindskopf	HM Inside Att.

1939 Nathaniel (Nat) James	1st GK
1939 Charles (Chuck) Hendrix	1st Out Home
1939 Stuart (Stew) Miller	2nd In Home
1939 Edmund (Ed) Gillette	3rd Cover Pt.
1939 Allen (Al) Bergner	HM Inside Def.
1939 John (Jack) Munson	HM Wing
1939 William (Bill) Ruhe	HM Wing

1940 Edmund (Ed) Gillette	2nd 1st Def.
1940 Allen (Al) Bergner	HM Inside Def.
1940 James (Jimmy) Hedrick	HM Inside Att.
1940 David (Dave) Moore	HM Wing

1941 Francis (Frank) Brady	1st 1st Def.
1941 Harry Kelley	3rd 1st Attack
1941 Richard (Dick) Lazenby	HM Inside Att.
1941 Gordon Wiley	HM Inside Def.

1942 Francis (Frank) Brady	1st 2nd Def.
1942 Robert (Bobby) Booze	HM Inside Att.
1942 Irad (Blair) Oxley	HM Inside Att.

1943 Robert (Bobby) Booze	1st Out Home
1943 Gordon (Bud) Ochenrider	1st 2nd Def.
1943 John (Jack) Laboon	2nd Point
1943 Clyde Siegfried	2nd 1st Def.
1943 Raymond (Ray) Strassle	2nd GK
1943 Warren (Monty) Montgomery	3rd Out Home

2025 NAVY MEN'S LACROSSE

NAVY'S USILA ALL-AMERICANS

1944	Vincent (Vince) Anania	1st	1st Def.
1944	Hillis (Hilly) Hume	1st	Center
1944	Willard (Bill) Bonwit	Alt	1st Attack
1944	Charles (Charlie) Guy	Alt	Point

1945	John (Jack) Albright	1st	GK
1945	Charles (Charlie) Guy	1st	1st Def.
1945	Hubert (Herb) Stiles	1st	2nd Attack
1945	William Graham	2nd	Out Home
1945	Edgar Hanson	2nd	2nd Def.
1945	Ferdinand (Freddy) Koch	2nd	1st Attack
1945	Ernest (Ernie) Litty	2nd	1st Def.
1945	James (Jim) Carrington	HM	Midfield
1945	John (Jack) Houpt	HM	Attack

1946	James (Jim) Carrington	1st	1st Def.
1946	James (Lee) Chambers II	1st	1st Attack
1946	Edgar Hanson	1st	2nd Def.
1946	George (Ely) Kirk	2nd	1st Attack
1946	Arthur (Art) Markel	2nd	Cover Pt.
1946	Stewart (Stu) McLean	2nd	Out Home
1946	Donald (Don) Haggerty	HM	GK
1946	Donald (Don) Houck	HM	Midfield
1946	Robert (Bob) Metzger	HM	Midfield

1947	James (Jim) Carrington	2nd	Center
1947	James (Lee) Chambers II	2nd	1st Attack
1947	Arthur (Art) Markel	3rd	Cover Pt.
1947	Stewart (Stu) McLean	HM	Attack
1947	Robert (Bob) Metzger	HM	Midfield
1947	Richard (Dick) Seth	HM	GK

1948	James (Lee) Chambers II	1st	Attack
1948	Philip (Phil) Ryan	2nd	Defense
1948	Charles (Chuck) Coulter	3rd	Midfield
1948	Richard (Dick) Seth	3rd	GK
1948	Robert (Bob) Sivinski	HM	Attack

1949	James (Lee) Chambers II	1st	Attack
1949	Philip (Phil) Ryan	1st	Defense
1949	Richard (Dick) Seth	1st	GK
1949	Stephen (Steve) Schoen	2nd	Midfield
1949	Robert (Bob) Sivinski	2nd	Attack
1949	Milton (Milt) Allen	HM	Midfield
1949	John Stinson	HM	Defense

1950	Philip (Phil) Ryan	1st	Defense
1950	Lee Bendell	HM	Midfield
1950	Robert (Bob) Burch	HM	Attack
1950	William (Bill) Rassieur	HM	Defense
1950	Stephen (Steve) Schoen	HM	Midfield
1950	Lawrence (Larry) Treadwell	HM	Attack

1951	Robert (Bob) McDonald	3rd	Defense
1951	William (Billy) Earl	HM	Midfield
1951	Joseph (Joe) Fitzpatrick	HM	Midfield
1951	Charles (Chet) McDonough	HM	Attack
1951	Lawrence (Larry) Treadwell	HM	Attack

1952	Robert (Bob) McDonald	2nd	Defense
1952	Robert (Bob) Burch	3rd	Attack
1952	John Roepke	HM	Midfield
1952	William (Bill) Deale	HM	Attack

1953	Donovan (Don) Kniss	1st	Midfield
1953	Walter (Walt) Hubbell	2nd	Defense
1953	Richard (Dick) Wright	3rd	Attack
1953	William (Bill) Deale	HM	Attack
1953	William (Bill) Hargrave	HM	Attack
1953	John (Jack) Horner	HM	Midfield
1953	William (Bill) Hunter	HM	Attack
1953	John (Jack) Jones Jr.	HM	GK
1953	John Roepke	HM	Midfield
1953	Abram (Abe) Snively	HM	Defense
1953	Stanley (Stan) Swanson	HM	Defense

1954	William (Bill) Hunter	1st	Attack
1954	John (Jack) Jones Jr.	1st	GK
1954	Stanley (Stan) Swanson	1st	Defense
1954	John Raster	2nd	Defense
1954	William (Bill) Hoover	3rd	Midfield
1954	John (Jack) Horner	3rd	Midfield
1954	Jo Brendel	HM	Midfield
1954	William (Bill) Hargrave	HM	Attack
1954	Robert (Bob) Pirie	HM	Attack
1954	Simon (Si) Ulcickas	HM	Midfield

1955	John Raster	1st	Defense
1955	Simon Ulcickas	1st	Midfield
1955	Percy Williams	1st	Attack
1955	Ronald (Ron) Beagle	2nd	Midfield
1955	Shannon Heyward	HM	Attack
1955	William (Bill) Martin	HM	Defense
1955	Edmund (Eddie) Turner	HM	Midfield

1956	Ronald (Ron) Beagle	2nd	Midfield
1956	Clifford (Cliff) Eley	2nd	GK
1956	Shannon Heyward	3rd	Attack
1956	George Warren	3rd	Defense
1956	James (Jim) Blanchard	HM	Midfield
1956	John (Jack) Carter	HM	Attack
1956	Lawrence (Larry) Goldstein	HM	Midfield
1956	Jerry Johnston	HM	Midfield

1957	John (Jack) Carter	2nd	Attack
1957	Lawrence (Larry) Goldstein	2nd	Midfield
1957	Shannon Heyward	3rd	Attack
1957	Stanley (Stan) Bass	HM	Attack
1957	Clifford (Cliff) Eley	HM	GK
1957	George Warren	HM	Defense

1958	Robert (Bob) Byng	HM	Midfield
1958	John (Jack) Carter	HM	Attack
1958	Leo Gies	HM	Midfield
1958	Gene McKenzie	HM	Attack
1958	Milan Moncilovich	HM	Defense
1958	Edwin (Ned) Oldham	HM	Midfield
1958	Karl Rippelmeyer	HM	Attack

1959	James (Jim) Murphy	2nd	Defense
1959	Karl Rippelmeyer	2nd	Midfield
1959	Eugene (Gene) Fitzpatrick	HM	Midfield
1959	Edward (Ed) Gibbons	HM	Midfield
1959	Richard (Dick) Pariseau	HM	Midfield
1959	Malcolm (Mickey) Reeves	HM	GK
1959	Howard (Hod) Wells	HM	Attack
1959	Russell (Russ) Whipps	HM	Attack

1960	Richard (Dick) Pariseau	1st	Midfield
1960	Karl Rippelmeyer	1st	Attack
1960	John (Jack) Prudhomme	2nd	Midfield
1960	Neal Reich	2nd	Defense
1960	Henry (Hank) Chiles	3rd	Attack
1960	George Huffman	HM	Defense
1960	Thomas (Tom) Mitchell	HM	Attack
1960	Malcolm (Mickey) Reeves	HM	GK

1961	Thomas (Tom) Mitchell	1st	Attack
1961	Neal Reich	1st	Defense
1961	Donald (Don) Chinn	2nd	Midfield
1961	George Huffman	2nd	Defense
1961	John (Jack) Prudhomme	HM	Midfield
1961	George Tracy	HM	Attack

1962	Roger Kisiel	1st	Midfield
1962	Frederick (Fred) Lewis	1st	Defense
1962	George Tracy	1st	Attack
1962	Donald (Don) MacLaughlin	2nd	Midfield
1962	John (Pete) Taylor	3rd	Midfield
1962	John Newton	HM	Defense

1963	Michael (Mike) Coughlin	1st	Defense
1963	Donald (Don) MacLaughlin	1st	Midfield
1963	George Tracy	1st	Attack
1963	John Newton	2nd	Defense
1963	John (Pete) Taylor	2nd	Midfield
1963	William (Pat) Donnelly	HM	Defense
1963	Joseph (Joe) Fossella	HM	Midfield
1963	Arnold Glassner	HM	Midfield
1963	Dudley (Dud) Hendrick	HM	Attack
1963	Brian Lantier	HM	Attack

1964	James (Jim) Campbell	1st	Defense
1964	Michael (Mike) Coughlin	1st	Defense
1964	James (Jimmy) Lewis	1st	Attack
1964	John (Pete) Taylor	1st	Midfield
1964	Dennis Wedekind	3rd	GK
1964	Brian Lantier	HM	Midfield
1964	Robert (Bob) Sutton	HM	Midfield

1965	William (Pat) Donnelly	1st	Defense
1965	Neil Henderson	1st	Midfield
1965	Brian Lantier	1st	Midfield
1965	James (Jimmy) Lewis	1st	Attack
1965	Stewart (Stew) Overton	2nd	Midfield
1965	Patrick (Pat) Philbin	2nd	Defense
1965	Dennis Wedekind	2nd	GK

1966	Howard (Howie) Crisp	1st	Midfield
1966	James (Jimmy) Lewis	1st	Attack
1966	Richard (Dick) Salmon	1st	Midfield
1966	Owen McFadden	2nd	Attack
1966	Malcolm (Mac) Ogilvie	HM	GK

1967	Samuel (Al) Davey	1st	Midfield
1967	John McIntosh	1st	Midfield
1967	Carl Tamulevich	1st	Defense
1967	James (Jim) Mixon	2nd	Midfield
1967	John Bodine	HM	Attack
1967	Dennis Colin	HM	Midfield
1967	Henry (Hank) Giffin	HM	Attack
1967	Robert (Bob) Havasy	HM	Defense
1967	Malcolm (Mac) Ogilvie	HM	GK
1967	Joseph (Joe) Schwanebeck	HM	Midfield
1967	Dennis Yatras	HM	Midfield



2025 NAVY MEN'S LACROSSE

NAVY'S USILA ALL-AMERICANS

1968	John McIntosh	1st	Midfield
1968	Malcolm (Mac) Ogilvie	1st	GK
1968	Carl Tamulevich	1st	Defense

1969	Henry (Harry) MacLaughlin	1st	Midfield
1969	John Padgett	1st	Defense
1969	John (Chris) Everett	3rd	Midfield
1969	Leonard (Len) Supko	3rd	GK
1969	Edward (Ed) Tempesta	HM	Midfield
1969	Dennis Yatras	HM	Attack

1970	Henry (Harry) MacLaughlin	1st	Midfield
1970	Gregory (Greg) Murphy	1st	Defense
1970	Leonard (Len) Supko	1st	GK
1970	Karl Schwelm	3rd	Defense
1970	Edward (Ed) Tempesta	3rd	Midfield

1971	Karl Schwelm	2nd	Defense
1971	Michael (Denny) Supko	2nd	Midfield
1971	Robert (Bob) Pell	3rd	Attack
1971	Steven (Steve) Soroka	3rd	GK
1971	Patrick (Pat) Lee	HM	Midfield
1971	John McFarland	HM	Defense

1972	David (Dave) Bayly	3rd	Attack
1972	Patrick (Pat) Lee	3rd	Midfield
1972	Robert (Bob) Pell	3rd	Attack
1972	Charles (Chuck) Voith	HM	Defense

1973	David (Dave) Bayly	HM	Attack
1973	John (Jake) Lawlor	HM	Defense
1973	Kim McCauley	HM	Midfield

1974	John (Jake) Lawlor	1st	Defense
1974	Joseph (Joe) Avveduti	2nd	Midfield
1974	Raymond (Ray) Finnegan	2nd	GK
1974	David (Dave) Bayly	3rd	Attack
1974	Robert (Bob) DeSimone	HM	Midfield

1975	Robert (Bob) Desimone	1st	Midfield
1975	John (Jake) Lawlor	1st	Defense
1975	Jeffrey (Jeff) Long	3rd	Attack
1975	Martin (Marty) Mason	3rd	Midfield
1975	William (Bill) Mueller	3rd	GK
1975	Paul Gustin	HM	Midfield
1975	Stephen (Steve) Soules	HM	Defense

1976	Jeffrey (Jeff) Long	2nd	Attack
1976	Stephen (Steve) Soules	2nd	Defense
1976	Robert (Jeff) Connelly	3rd	Midfield
1976	William (Bill) Mueller	3rd	GK
1976	Samuel (Skip) Miller	HM	Midfield

1977	Jeffrey (Jeff) Long	1st	Attack
1977	Samuel (Skip) Miller	3rd	Midfield
1977	Michael (Mike) Chanenchuk	HM	Midfield
1977	William (Bill) Claridge	HM	Midfield
1977	Robert (Bob) Holman	HM	Attack

1978	Brendan Schneck	1st	Attack
1978	Michael (Mike) Buzzell	2nd	Attack
1978	Brian McCormack	3rd	Defense
1978	Michael (Mike) Chanenchuk	HM	Midfield
1978	Stephen (Steve) Hincks	HM	Defense
1978	Jeffrey (Jeff) Johnson	HM	GK
1978	Jeffery (Jeff) McKee	HM	Defense

1979	Michael (Mike) Buzzell	1st	Attack
1979	Michael (Mike) Chanenchuk	2nd	Midfield
1979	Michael (Mike) McLaughlin	3rd	Defense
1979	Michael (Mike) Hannan	HM	Attack
1979	Jeffrey (Jeff) Johnson	HM	GK
1979	Duncan Richardson	HM	Midfield

1980	Michael (Mike) Buzzell	1st	Attack
1980	Michael (Mike) McLaughlin	1st	Defense
1980	Rufus (Syd) Abernethy	HM	Attack
1980	Ernest (Ernie) Styron	HM	Defense

1981	Rufus (Syd) Abernethy	1st	Attack
1981	Michael (Mike) McLaughlin	1st	Defense
1981	John Korn	HM	Defense
1981	Richard (Rich) Wehman	HM	Attack

1982	William (Bill) Anderson	HM	Midfield
1982	John Korn	HM	Defense
1982	Richard (Rich) Wehman	HM	Attack

1983	Phillip (Phil) Skalniak	3rd	Midfield
1983	Richard (Rich) Wehman	3rd	Attack
1983	Bruce Seitz	HM	Attack

1984	Glen Miles	2nd	Midfield
1984	Joseph (Joe) Papetti	3rd	Defense

1985	Glen Miles	2nd	Attack
1985	Joseph (Joe) Papetti	2nd	Defense

1986	Glen Miles	1st	Midfield
1986	Nicholas (Nick) Amatuccio	HM	Defense
1986	Joseph (Joe) Donnelly	HM	GK

1987	Nicholas (Nick) Amatuccio	HM	Defense
1987	Paul Basile	HM	Attack
1987	Joseph (Joe) Donnelly	HM	GK
1987	Michael (Mike) Herger	HM	Attack
1987	Frank Snyder	HM	Midfield

1988	Michael (Mike) Herger	2nd	Attack
1988	Nicholas (Nick) Amatuccio	HM	Defense
1988	Joseph (Joe) Donnelly	HM	GK
1988	Brian Keith	HM	Midfield

1989	Brian Keith	1st	Midfield
1989	Michael (Mike) Herger	3rd	Attack
1989	Paul Basile	HM	Attack
1989	Shan Byrne	HM	Defense

1990	Brian Keith	2nd	Midfield
1990	Michael (Mike) Herger	HM	Attack
1990	Dennis Nealon	HM	Attack

1991	John Duthie	HM	Midfield
1991	John Quinn	HM	Midfield

1992	Kevin Farrington	2nd	GK
1992	Jamieson (Jamie) Slough	HM	Midfield

1993	Kevin Caradona	3rd	Defense
1993	Kevin Farrington	3rd	GK
1993	Jamieson (Jamie) Slough	3rd	Midfield
1993	John Tierney	HM	Midfield

1994	Jamieson (Jamie) Slough	3rd	Midfield
------	-------------------------	-----	----------

1995	Andrew (Andy) Ross	HM	Midfield
------	--------------------	----	----------

1996	Andrew (Andy) Ross	HM	Midfield
------	--------------------	----	----------

1997	Andrew (Andy) Ross	3rd	Midfield
------	--------------------	-----	----------

1998	Chad Donnelly	HM	Defense
------	---------------	----	---------

1999	Michael (Mickey) Jarboe	1st	GK
------	-------------------------	-----	----

1999	Chad Donnelly	HM	Defense
------	---------------	----	---------

2000	Michael (Mickey) Jarboe	1st	GK
------	-------------------------	-----	----

2000	Chad Donnelly	3rd	Defense
------	---------------	-----	---------

2000	Adam Borcz	HM	Midfield
------	------------	----	----------

2001	Adam Borcz	2nd	Midfield
------	------------	-----	----------

2002	Gregory (Greg) Conklin	HM	Midfield
------	------------------------	----	----------

2003	Gregory (Greg) Conklin	HM	Midfield
------	------------------------	----	----------

2003	Christopher (Chris) Stebbings	HM	Defense
------	-------------------------------	----	---------

2004	Matthew (Matt) Russell	1st	GK
------	------------------------	-----	----

2004	Ian Dingman	2nd	Attack
------	-------------	-----	--------

2004	Benjamin (Ben) Bailey	3rd	Midfield
------	-----------------------	-----	----------

2004	Mitchell (Mitch) Hendler	3rd	Defense
------	--------------------------	-----	---------

2004	Joseph (Joe) Bossi	HM	Attack
------	--------------------	----	--------

2004	Graham Gill	HM	Midfield
------	-------------	----	----------

2004	Stephen (Steve) Looney	HM	Midfield
------	------------------------	----	----------

2005	Graham Gill	1st	Midfield
------	-------------	-----	----------

2005	Mitchell (Mitch) Hendler	1st	Defense
------	--------------------------	-----	---------

2005	Matthew (Matt) Russell	2nd	GK
------	------------------------	-----	----

2005	William (Billy) Looney	3rd	Midfield
------	------------------------	-----	----------

2005	Stephen (Steve) Looney	3rd	Midfield
------	------------------------	-----	----------

2005	Jonathan (Jon) Birsner	HM	Attack
------	------------------------	----	--------

2006	Jonathan (Jon) Birsner	2nd	Attack
------	------------------------	-----	--------

2006	William (Billy) Looney	2nd	Midfield
------	------------------------	-----	----------

2006	Matthew (Matt) Russell	3rd	GK
------	------------------------	-----	----

2006	Jordan DiNola	HM	Defense
------	---------------	----	---------

2006	Stephen (Steve) Looney	HM	Midfield
------	------------------------	----	----------

2007	William (Billy) Looney	1st	Midfield
------	------------------------	-----	----------

2007	Jordan DiNola	HM	Defense
------	---------------	----	---------

2008	Jordan DiNola	2nd	Defense
------	---------------	-----	---------

2008	Nicholas (Nick) Mirabito	HM	Attack
------	--------------------------	----	--------

2009	Timothy (Tim) Paul	HM	Attack
------	--------------------	----	--------

2009	Andrew (Andy) Tormey	HM	Defense
------	----------------------	----	---------

2010	Patrick Moran	HM	Midfield
------	---------------	----	----------

2010	Ryan (RJ) Wickham	HM	GK
------	-------------------	----	----

2011	Michael Hirsch	HM	Defense
------	----------------	----	---------

2014	Patrick (Pat) Kiernan	HM	LSM
------	-----------------------	----	-----

2015	Christopher (Chris) Fennell	3rd	Defense
------	-----------------------------	-----	---------

2016	Christopher (Chris) Fennell	2nd	Defense
------	-----------------------------	-----	---------

2016	Matthew (Matt) Rees	3rd	LSM
------	---------------------	-----	-----

2016	Casey Rees	HM	Midfield
------	------------	----	----------



2025 NAVY MEN'S LACROSSE

NAVY'S USILA ALL-AMERICANS

2017	Christopher (Chris) Fennell	3rd	Defense
2017	Matthew (Matt) Rees	3rd	LSM
2017	Greyson Torain	HM	Midfield
2021	Spencer Rees	HM	GK
2022	Jackson Bonitz	HM	Defense
2022	Patrick Skalniak	HM	Midfield
2023	Jackson Bonitz	HM	Defense
2023	Max Hewitt	HM	Midfield
2024	Jackson Peters	2nd	SSDM
2024	Jackson Bonitz	HM	Defense



2025 NAVY MEN'S LACROSSE

ALL-TIME LETTER WINNERS LIST

A			Basile, Paul M.	1989	86-87-88-89	Brosnan, Jake L.	2010	07-08-09-10
Abernethy, Rufus S. III	1981	78-79-80-81	Bass, Stanley A.	1957	55-56-57	Brower, David A. (MGR)	1974	73
Abernethy, Thomas S.	1978	76-77	Bassett, Bradley A.	1954	54	Brown, Arthur K.	1995	93-94-95
Adams, Christopher C.	1985	82-83-84-85	Battcock, Martin M. (JV coach)	2003	03	Brown, Lawrence S.	1932	32
Adams, John W. (MGR)	1958	58	Battle, Robert H.	2010	09-10	Brown, Louis E.	1990	89-90
Adams, Justin H.	2016	16	Bauer, Harold W.	1930	28-30	Brown, Malcolm C. II	1946	43-45
Ahlert, Joseph C.	1977	75	Bayer, Frederick B. III	1968	68	Brown, William D.	1924	23-24
Ahn, Benjamin B.	2002	00-01-02	Bayly, David E.	1974	72-73-74	Bucci, Joseph C.	2027	24
Alberts, Edward A.	1985	84-85	Beagle, Ronald G.	1956	54-55-56	Bucks, Marc B.	2009	06-07
Albertson, Donald G.	1926	23-24-25-26	Beakley, Wallace M.	1924	23-24	Bulfinch, Kent R.	1940	40
Albi, Frank P. (JV Coach)	2005	05	Beal, Andrew J.	2000	99-00	Burch, Robert M.	1952	50-51-52
Albright, John J. Jr.	1946	44-45	Beans, Fred D.	1930	29	Burgin, Christopher C.	1978	75-76-77
Alexander, Bradley E.	2020	19-20	Bedell, Porter F.	1933	33	Burgoyne, Ian	2019	17-19
Alexander, James T.	1910	09-10	Beggins, Michael R.	2009	07-08-09	Burke, Jeffrey D.	1976	74
Alfieri, Keith A.	1996	95-96	Beggs, Edwin S. Jr.	1935	35	Burke, Mark C.	1999	95-96-98-99
Alford, Oliver P.	1922	19-20	Begley, Christopher M.	2004	02	Burrough, Horace III	1920	18-19
Allegretti, Joseph J.	1961	61	Beinbrink, Jeffrey R.	1967	65-66	Burt, Mattison A. Jr.	1956	55-56
Allen, Michael R.	2019	19	Bellistri, Jeffrey M.	1986	84-85	Burton, Talisin H.	2001	00
Allen, Milton N.	1949	47-48-49	Belt, Richard W. Jr.	1943	42	Buse, Frederick R.	1920	19
Allen, Scott A.	1984	81-82-83-84	Bendell, Lee R.	1950	49-50	Buse, Henry W. Jr.	1934	33-34
Allen, William Y. Jr.	1930	28-29-30	Benko, Colin W.	2009	06-07	Butsko, Frank	1961	61
Amatuccio, Nicholas J.	1988	85-86-87-88	Benzing, Donald J. Jr.	1980	77-78-79-80	Buzzell, Michael A.	1980	77-78-79-80
Anania, Vincent J.	1945	44	Bergin, Charles K.	1927	27	Byerly, David H.	1921	20-21
Andersen, Robert J.	1943	41-42	Bergner, Allen A.	1940	38-39-40	Byng, Robert H.	1959	57-58
Anderson, Howard T.E.	1934	34	Bernet, Albert E. Jr.	1926	25-26	Byrne, Barry J.	1960	59-60
Anderson, William M.	1982	80-81-82	Berry, Russell E. Jr. (MGR)	1963	63	Byrne, Joseph W.	2021	21
Andrews, Frank	1984	84	Bertrand, Charles H.	1995	92-93-94-95	Byrne, Shan M.	1989	86-87-88-89
Andrews, Frank A.	1942	41	Bertschy, Robert S.	1924	23-24	C		
Andrews, Timothy	1988	85-86-88	Bianchi, James F.	1981	78-80-81	Calabrese, Andrew D.	2024	24
Antle, William S. Jr.	1940	40	Bianchi, Robert T.	1983	80-81-82-83	Calabrese, Brian W. (MGR)	2023	23
Anzelone, Darren R.	1993	92-93	Biggar, William	1954	54	Calabrese, Thomas M.	1984	81-82-83-84
Arena, Anthony S.	2010	07-10	Billing, Fred C.	1925	23-24-25	Campbell, Grafton B.	1935	35
Arline, Xavier J.	2024	22-23-24	Bird, Horace V.	1933	33	Campbell, James H.	1933	33
Armbruster, Robert L. Jr.	1997	97	Birsner, Jonathan M.	2006	03-04-05-06	Campbell, James J.	1964	64
Arnold, Henry C.	1951	50	Bitter, Matthew J.	2009	06-07-08-09	Campbell, Marvin G.	1989	87-88-89
Arnold, Henry D.	1950	48-49-50	Blanchard, James W. Jr.	1956	55-56	Campbell, Michael J. (Coach)	2010	09-10
Arnold, Philip H.	2023	22-23	Blaney, Brian J.	2000	99-00	Campbell, Norwood A.	1930	28-29-30
Arthur, William S.	1929	28-29	Blandin, Victor A.	1941	39	Canders, Michael F.	1977	75-76-77
Ash II, William C.	2025	23-24	Boardman, Kevin R.	1994	91-92-93-94	Caouette, Thomas H.	1971	68-69-70
Astle, Jay C. (MGR)	1995	95	Bodine, John H.	1969	67-68-69	Caradona, Kevin N.	1993	90-91-92-93
Athens, Arthur J.	1978	75-76	Boller, Robert L.	1919	18	Carey, Jeremy S.	1998	95
Atwood, Christopher R.	2001	01	Bonacci, Joseph R.	1990	87	Carey, William J. Jr.	1939	38-39
Aubrey, Norbert E. Jr.	1943	42	Bond, Richard W.	1942	41	Carpenter, Stephen W.	1935	35
Ault, William B.	1922	21-22	Bonitz, Jackson T.	2024	21-22-23-24	Carpenter, William M. (MGR)	1940	40
Avveduti, Joseph P. Jr.	1974	72-73-74	Bonwit, Willard R.	1945	43-44	Carrington, James H.H.	1948	45-46-47
Ayres, William T. Jr.	1974	73-74	Booze, Robert J.	1944	42-43	Carroll, John L.	1947	45
B			Borcz, Adam H.	2001	98-99-00-01	Carson, Aubrey W.	1958	58
Bacigalupo, Thomas M.	1987	86-87	Borcz, Alexander N.	1999	96-97-98-99	Carson, Joseph M.	1925	25
Back, Adrian G. Jr.	1946	44-45	Born, Howard E.	1932	31-32	Carson, Robert R.	1948	46-47
Bagby, Robert G.	1944	42-43	Bosanko, Jared W.	2004	03-04	Carstens, Paul D.	1973	73
Bailey, Benjamin C.	2004	01-02-03-04	Bossi, Joseph R.	2004	02-03-04	Carter, Arthur M. Jr.	1943	42
Bailey, Robert O.	1995	92-93-94-95	Bousa, Vincent P.	1979	76-77-78	Carter, Hiram V.	2018	15-16-17-18
Baker, Rosser O. Jr.	1984	81-82	Bower, Thomas T.	1914	12-13-14	Carter, John R. Jr.	1958	56-57-58
Bakke, Thomas N.	1952	51-52	Bowers, Richard H.	1938	36-37-38	Carter, Robert R.	1942	40
Baldwin, Gary A.	1963	63	Bowers, Thomas K.	1932	31-32	Carter, William M. (MGR)	1962	62
Balish, Thomas	1961	59	Boyle, Evan	2008	05-07-08	Case, Frank D. Jr.	1938	36-37-38
Ball, Andrew F.	1999	97-98-99	Bradley, Michael F.	1979	77	Cashman, William A.	1929	27-28-29
Ballinger, Andrew J.	1998	95-97-98	Brady, Francis X.	1943	41-42	Cass, Richard S.	1930	28
Bandy, Robert F.	1966	64-65-66	Brandenburg, Wilbur S. Jr.	1958	56	Castree, John F.	1931	29-30-31
Barger, Victor A.	2007	05-06-07	Branham, Hugh M.	1910	08-09-10	Cataffo, Michael D.	2001	99-01
Barksdale, David A.	1946	44-45	Brannigan, Patrick J.	1981	80-81-82	Cavanaugh, Thomas J. (MGR)	1969	69
Barnard, Christopher C.	2006	04-05-06	Brauser, Jeffrey C. (MGR)	2011	09	Cedrun, Mark E. (MGR)	1984	83-84
Barnes, Arthur D.	1924	24	Bray, Joseph A. Jr.	1951	49-50-51	Chambers, James H.L. II	1949	46-47-48-49
Barrett, John M.	1943	42	Brendel, Jo	1954	53-54	Chandler, Theodore E.	1915	15
Barry, Nicholas G.	2022	19-20-21-22	Brianas, Jonathan T.	2000	98-99-00	Chanenchuk, Michael F.	1979	76-77-78-79
Bartkowski, Michael S.	1983	80-81-82-83	Britton, Edward T. III	1958	56-57-58	Chase, Ryan D.	2022	20-21-22
			Brockman, William H. Jr.	1927	26-27			

2025 NAVY MEN'S LACROSSE

ALL-TIME LETTER WINNERS LIST

Chenoweth, Emory L.	1976	75-76
Chiles, Henry G. Jr.	1960	58-59-60
Chinn, Donald M.	1961	59-60-61
Christopher, Jeffrey C.	2013	11-12-13
Cimaglia, Louis E.	1968	66
Claridge, William A.	1977	75-76-77
Clark, Charles H.	1934	33-34
Clark, David H.	1919	18
Clark, Stuart B.	1915	14-15
Clark, William C.	1935	34-35
Clark, William G. (Video)	2019	19
Clarke, Ralph S.	1926	25-26
Clement, Gregory S.	2008	06-07-08
Cobb, Warrington C.	1949	48-49
Cockell, William A. (MGR)	1928	28
Coffey, Thomas H. (MGR)	2013	13
Cohen, Marion Y.	1914	12-13-14
Cohn, David W.	2007	05-06-07
Cole, Dominic	2023	20-22-23
Cole, Joel E.	1999	96-97
Cole, Nickolas M.	2022	19-20-21-22
Coleman, Robert I.	1925	23-24-25
Colin, Dennis F.	1969	67-68-69
Collett, Michael D.	2009	09
Collmus, John P. (Video)	2011	09-10-11
Colmery, Benjamin H.	1944	43
Compton, James P.	1916	15-16
Condon, John P.	1934	32-33-34
Conklin, Gregory W.	2003	00-01-02-03
Conn, Richard J.H.	1930	28-29-30
Connelly, Robert J.	1976	74-75-76
Connolly, Chad W.	2026	23-24
Connor, John	1922	22
Connors, Brendan J.	2010	07-08-09-10
Connors, John W.	2016	13-14-15-16
Conord, Albert T.	1983	80
Conroy, Vincent P.	1923	21-22-23
Conway, Evan T.	2025	22-23-24
Cook, Frederick C.	1975	73-74-75
Cook, Taylor R.	2012	09-10
Cooley, Hollis W.	1936	34-35-36
Coppola, Francis J.	2010	08-09-10
Corcoran, Terrance A.	1977	74
Cornes, Jeffrey B.	2001	00-01
Corroum, William F.	1959	58
Costello, Richard A.	1995	94-95
Cote, Christopher C.	1991	90
Coughlin, Charles E.	1981	79-80-81
Coughlin, Matthew F.	2009	06-07-08-09
Coughlin, Michael D.	1964	62-63-64
Coughlin, Stephen J.	1988	87-88
Coulter, Charles P.	1948	47-48
Cower, Brent E.	1999	96-97-98-99
Cox, Ray	1935	35
Coy, Curtis L.	1975	73
Coyle, Spencer M.	2018	15-16
Craig, Kenneth	1926	24-25
Cranford, James R. III	1978	76-77-78
Craven, Gabriel I.	2024	22-24
Craven, William P.	1951	51
Crawley, William B.	1945	44
Creecy, Richard B.L.	1942	40
Creighton, John M.	1914	12-13-14
Crenshaw, Russell S. Jr.	1941	39-40
Crichton, Charles H.	1929	28-29
Crisp, Howard L.	1966	64-65-66
Croft, Marshall S.	2002	99-00-01-02

Cross, John H.	1927	26-27
Cruise, Edgar A. Jr.	1949	48-49
Crumley, Ian C.	2012	10-11-12
Cullen, Carl E.	1924	23-24
Culp, William N. Jr.	1946	45
Cunneen, Frank J.	1914	12-13-14
Curry, William H. Jr. (MGR)	1957	57
Curtin, Neale R.	1928	27-28
Curtis, Charles G.	1956	56
Cybulski, William J.	2015	15

D

Dabbs, Bryce R.	2013	12-13
Dally, Fredrick E.	1937	36-37
Dally, Ruel S.	1930	28-29-30
Daly, Daniel M.	2026	23-24
Daniel, Christian O.	2021	18-19-20-21
Daratsos, Basil G.	2010	07-08-09-10
Darcy, James J.	1988	85-86-87-88
Darling, Jay C.	2012	12
Darrow, Jacob M.	2025	23-24
Dascomb, Edmund B.	1924	24
Dattilo, Frank III	1961	60-61
Davey, Samuel A.	1967	65-66-67
Davey, William A.	1998	98
Davidson, Walter S.	1911	11
Davis, Nicholas R.	2012	09-10-11-12
Davis, Noel	1914	12-13-14
Dawson, Henry R.	2017	17
Day, DeVeré L.	1925	25
Deale, William W.M.	1953	51-52-53
Decker, Daniel R.	2008	06-07-08
deLyra, Joseph P.	2021	19-20-21
Demiris, Theodore C.	2016	16
Dempsey, William J.	1984	81-82-84
Denebrink, Francis C.	1917	16
Dennehy, Jack E.	2023	23
Dennis, David A.	1972	70-71
Dennis, Michael F. (MGR)	1973	72
Deringer, Harry H.	1920	18
Derocher, Douglas D.	1992	89-90
DeSimone, Robert E.	1977	74-75
Devens, William G.	1924	23-24
Dial, Nathaniel M.	1932	31-32
Dickerson, Kenneth A.	1956	56
Dimmick, John B.	1930	30
Dingman, Christopher D.	2003	00-01-02-03
Dingman, Ian T.	2007	03-04-06-07
Dinn, Sean H.	2011	11
DiNola, Dustin D.	2003	01-02-03
DiNola, Jordan P.	2008	05-06-07-08
DiNola, M. Seth	2005	03-04-05
Dodane, Alex M. (MGR)	2017	17
Doebler, Errol M.	1991	89-90-91
Doffermeyer, Jamie C.	2000	98-99-00
Dole, Richard W.	1922	20-21-22
Dondero, Joseph R.	1991	89-90
Donnelly, Chad R.	2000	97-98-99-00
Donnelly, Joseph F.	1988	86-87-88
Donnelly, Sean D.	1992	89-90-91-92
Donnelly, William P.	1965	63-64-65
Dornin, Robert E.	1935	33-35
Doster, Daniel G.	1984	81-82-83-84
Douglas, Donald W.	1913	11
Douglas, Harold G.	1911	08-09
Douthit, Frederick L.	1918	16-17
Dove, Brady R.	2017	14-15-16-17

Dow, Andrew W.	2007	04-05-06-07
Dow, Michael J.	1974	73-74
Dowling, David J. (MGR)	1989	88
Dowling, Michael G.	1991	90-91
Downing, Donald A.	1967	67
Doyle, Kevin P. Jr.	2011	08-10-11
Dozier, Brian C.	1992	91-92
Dracoby, Samuel J.	2023	20-22-23
Drehoff, John J. III	1977	75
Drew, Brendon G.	1995	92-93-94-95
Drew, John G. II	1942	41
Driscoll, Daniel A. Jr.	1974	74
Driscoll, Stephen P.	2010	07-08-10
DuBois, Raymond F.	1938	36-37-38
Dudley, Bruce W. (MGR)	1982	80
Duffy, Neil V.	1984	81-82-83-84
Dugan, Donald R. Jr.	1984	82-83-84
Dugan, Ferdinand C. III	1957	55-56
Duncan, Greer A.	1908	08
Dunham, Wayne H.	1974	73-74
Dunne, Justin S.	1995	94-95
Dunne, Lawrence E.	1960	59-60
Durden, James J.	2021	18-19-20-21
Durgin, Calvin T.	1916	15-16
Durkin, Brendan T.	2016	16
Durkin, Patrick E.	2014	11-12-13-14
Durkin, Shane M.	2009	08-09
Duthie, Brett R.	2000	97-98-99-00
Duthie, John D.	1991	88-89-90-91
Dutton, William T.	1934	33-34
Dyer, Edward C.	1929	28-29

E

Earl, William C.	1951	50-51
Eaton, James A.D.	1943	41-42
Eckert, Warren R.	1970	68-69-70
Eddy, Daniel J.	2004	02-03-04
Edington, Charles B.	1976	74
Eimers, Homer O.	1921	21
Eisenhardt, William B.	1966	64-65-66
Eldredge, David W. (MGR)	2024	24
Eley, Clifford H. III	1957	55-56-57
Elliott, Lynn T.	1932	31-32
Ellison, David J.	1991	89-90-91
Ellison, James L.	2007	07
Emerson, Arthur T. Jr.	1943	42
Emery, Phillip W.	2002	97-98-01-02
Emmerich, William S. (MGR)	1961	61
Engeman, John T. Jr.	1924	24
English, Robert H. (MGR)	1967	67
Ericson, Zachary T. (Admin)	2008	05-06
Esoldi, Taylor B.	2018	17-18
Etro, James F.	1973	71-73
Evans, Joseph L.	1936	34-35-36
Evans, Matthew S. Jr.	1964	62
Evans, Thomas J.	2020	19-20
Everett, John C.	1969	68-69
Everson, Ryan D.	2015	15
Eves, Edward T.	1928	27-28
Ewen, Edward C.	1921	19-20-21

F

Fagins, Jonathan N.	2001	01
Fairbanks, Kyle E.	2023	20-21-22-23
Fallace, Paul J.	1991	91
Farnsworth, William W.	1955	55
Farrington, Kevin M.	1993	91-92-93



2025 NAVY MEN'S LACROSSE

ALL-TIME LETTER WINNERS LIST

Faville, John N.	1937	35-36
Felber, Michael R.	2005	03-04-05
Fellows, Carl M.	1936	35-36
Fellows, Jeffrey M.	2002	99-00-01-02
Fennell, Christopher R.	2017	14-15-16-17
Ferrenchick, Paul T. (MGR)	1966	66
Ferguson, Glover T.	1933	31-32-33
Ferguson, Mark E. III	1978	76-77
Fields, William B.	2013	10
Fiene, James R.	1959	58-59
Finerty, Martin J. Jr.	1959	59
Fines, Clifford A.	1924	24
Finnegan, Colin P.	2007	04-06-07
Finnegan, Raymond W.	1975	73-74
Fitzpatrick, Eugene E.	1959	58-59
Fitzpatrick, Joseph A.	1951	50-51
FitzPatrick, Patrick C.	1961	59-60-61
Flaherty, Jack A.	2026	23-24
Flannery, James P.	2023	20-21-22-23
Fleegle, Samuel C. (Coach)	2007	07
Flippen, Royce N.	1926	24-25-26
Flounlacker, Colin F.	2017	15-16-17
Floyd, Dominick E.	2000	99-00
Flynn, Robert J.	1992	91-92
Ford, Arthur W.	1911	10
Ford, William D.	1911	08-09-11
Fortmann, Andrew K.	2002	99
Foskett, Arthur K.	1973	72-73
Fossella, Joseph F.	1963	61-62-63
Foster, Michael R.	2021	19-21
Fox, Lawrence F.	1940	39-40
Fox, Mark H.	1987	85-86-87
Fox, Timothy W.	1997	95-97
Foxman, Matthew W.	1996	93-94-95-96
Franchuk, Nicholas H.	2021	18-19-20-21
Franke Bradley s. (MGR)	2016	15-16
Fraser, Robert B.	1960	60
Fratt, Augustus N.	2022	20-21-22
Freeman, James K.	1965	64
Freeman, John D. (Video)	2008	05-06-07-08
French, James B.	2013	10-11-13
French, Patrick T. (MGR)	2017	17
Fromme, Benjamin C.	1968	66-67-68
Fromme, William R.	1964	62-63-64
Fryberger, Elbert L. Jr. (MGR)	1954	54
Fullinwider, Peter L.	1949	47

G		
Gaine, Brendan T.	2015	12-13-14-15
Gaines, Leonard S. (MGR)	1984	82
Gaiser, Scott R.	2005	02-03
Gallagher, Gerald P.	2000	98
Gallagher, Martin F. III	2011	08-09-10-11
Gallagher, Sean P.	2026	23-24
Gallagher, William D.	1997	97
Garban, James R.	1973	71
Gargiulo, Troy D.	2015	15
Garland, Robert W.	1984	83-84
Garrett, William S.	1918	16-17
Gary, Bret C. (MGR)	1977	75-76-77
Garza, Paul C. II	2026	23-24
Gates, Herbert K. Jr. (MGR)	1948	48
Gavin, Timothy A.	1981	81
Gazze, Sylvius	1927	25-26-27
Gearing, Hilyer F.	1920	18-19
Geis, Albert H. Jr.	1998	97-98
Ghobriel, Anthony A.	2025	23

Giannetti, Joseph W.	1998	95
Gibbons, Edward W.	1959	58-59
Gies, Leo C.	1958	57-58
Giffin, Henry C. III	1967	65-66-67
Gilbert, Roy O. Jr.	1931	31
Gilchrist, K.P.	1914	12-13-14
Gill, Graham C.	2005	02-03-04-05
Gillespie, John A.	1975	74
Gillette, Edmund S. Jr.	1940	39-40
Gilligan, John W. (Trainer)	2007	07
Gilmore, Morris D.	1911	10-11
Gilroy, Bradford R.	1999	96-97-98-99
Gimber, Stephen H.	1935	34-35
Giorgis, Albert S.	1945	43-44
Givens, Edward G. Jr.	1952	50
Glasow, Timothy R.	1982	80
Glassner, Arnold	1963	61-62-63
Glenn, Christopher L. (MGR)	2005	05
Glenn, Paul E. (MGR)	1939	39
Godino, Jules R.	2016	13-14-15-16
Goldschmidt, John W.	1967	66-67
Goldstein, Lawrence B.	1957	55-56-57
Golini, Christopher J.	1996	94-95-96
Gomez, Beau	2016	16
Goodrich, Benjamin D.	2017	17
Gorman, Henry (MGR)	1944	43
Goudie, Gene	1944	43
Gouk, Ritchie W.	1967	67
Graham, Henry F.	1940	40
Graham, Ivan M.	1915	15
Graham, William S.	1946	43-44-45
Grant, Maximilian A.	1988	86-87
Gray, Augustine H.	1910	08-09-10
Gray, Lloyd R.	1913	11
Green, Laurence B.	1942	40-41
Greene, Frederic H.	1938	37-38
Greene, Patrick L.	1982	79-80-81-82
Griffin, Daniel	2003	00-01-02-03
Griffin, Justin P.	1999	96-97-98-99
Griffin, Timothy F.	2021	18-19-20-21
Griffith, Christopher J.	1985	84-84
Grove, George S.	1947	46
Grunes, Benjamin A. (MGR)	2024	24
Gubosh, Michael J.	1983	80-81-82-83
Gugerty, John P.	1988	85-86
Guido, Matthew J.	2008	05-06-07-08
Guill, David W.	1981	78-79-80
Gummerson, Kenneth C.	1944	42-43
Gunderson, Nels A.	1946	45
Gurny, Michael J.	1978	75-76-77
Gustin, Paul R. Jr.	1975	73-74-75
Guthmuller, Harry L.	1977	75
Guy, Charles H. Jr.	1946	43-44-45

H		
Haas, Michael E.	2011	10-11
Habenicht, Paul C.	2002	02
Haberlein, Paul R.	2003	01
Hackett, Bruce W. Jr.	2006	04-05-06
Hackstaff, Craig A. (MGR)	1994	92-94
Haertel, Michael G.	2000	97
Hagan, Thomas F.	1969	68-69
Hagberg, Oscar E.	1931	29-31
Hage, Matthew A.	2005	05
Hagerty, James C. (Coach)	2003	03
Haggerty, Donald W.	1947	46
Haggerty, Jerry M.	1970	68-69-70

Haggett, Arthur R. Jr.	1951	49
Haley, Harrison H. (MGR)	2013	11-13
Haley, Jay M.	2026	23-24
Hall, Jack Q.	1985	82-83-84-85
Hall, Norman	1931	31
Hall, Perry	1943	42
Hamill, James W.	1981	78
Hamilton, Donald W.	1912	10-11
Hamilton, William H.	1923	22-23
Hamm, Brendan D.	2009	07-09
Hammond, Nathaniel J.	2023	20-21-22-23
Hanley, Sean P.	1981	78
Hanna, John A.	1997	94-95
Hannan, Michael D.	1979	76-77-78-79
Hanson, Edgar G.	1947	45-46
Hanzsche, Thomas H.J. Jr.	2016	13-14-15-16
Hanzsche, Thomas J.J.	1989	86-87-88-89
Happel, Frank A.	1933	32
Harbaugh, Matthew A. (MGR)	2010	07
Harbold, Robert P. Jr.	1934	34
Hardy, Richard	1945	44
Hargrave, William W. Jr.	1954	53-54
Harris, Daniel C.	2005	03-04-05
Harris, Taylor R.	2006	04-05-06
Harty, Harry L. Jr.	1939	38
Hassell, Grayson S.	2022	22
Hassenfratz, Karl J.	2005	02-03-04-05
Hastie, William J.	1960	58
Haupt, John W.	1946	44-45
Havasy, Robert	1967	65-66-67
Haven, Robert C.	1930	28-29-30
Hawkins, Justin R.	2001	98-99-00-01
Hawley, John F.	1988	85
Hay, Bradley M.	2002	99-00-01
Hay, Brian F.	1996	93-94-95-96
Hayashi, Zach M.	2027	24
Hayes, Richard R.	1983	80-81-82-83
Hedrick, James G.	1940	38-39-40
Helweg, Otto J.	1958	58
Henderson, Neil M.	1965	63-65
Hendler, Mitchell D.	2005	02-03-04-05
Hendrick, Dudley F.	1963	61-62-63
Hendricks, William H.	2010	07-10
Hendrix, Charles N.G.	1939	38-39
Heneveld, Austin D.	2014	11-12-13-14
Herbert, Thomas G.	1970	68-69-70
Herbold, Gary B.	1979	76-77-78-79
Herbster, Victor D.	1908	08
Herger, Michael J.	1990	87-88-89-90
Hernandez, AJ M.	2026	23
Herrera, Andrew J. (MGR)	2012	11-12
Herring, George G. Jr.	1921	19-20-21
Hertzog, James F. Jr. (MGR)	2003	00
Hesser, Frederic W. (MGR)	1927	27
Hewitt, John F.	1962	60-61-62
Hewitt, Maxwell P.	2024	21-22-23-24
Heyward, Alexander N.	2015	12-13-14-15
Heyward, Shannon D.	1957	55-56-57
Hibbard, Carl D.	1911	08-09
Hickey, Nolan C.	2013	12-13
Higdon, Jonathan L.	2002	01-02
Higgins, Brendan T.	1998	98
Higgins, Terence	2008	05-06-07-08
Hill, Christopher C.	2018	17-18
Hill, George C.	1915	15
Hill, Harry W.	1911	08-09-10-11
Hill, Raymond K.	1966	64-65-66

2025 NAVY MEN'S LACROSSE

ALL-TIME LETTER WINNERS LIST

Hill, Robert S. Jr.	1961	60-61
Hills, David F.	2002	99
Hincks, Stephen E.	1978	75-76-77-78
Hincks, Stephen E. Jr.	2018	16-17-18
Hinderland, Jack W.	2015	14
Hirsch, Michael W.	2011	08-09-10-11
Hirsch, Zachary D.	2016	16
Hoch, Christopher M.	1966	65-66
Hodges, John J.	2023	20
Hodgkiss, Georage K.	1923	23
Hoff, William E.	1949	48-49
Hoffstadt, Erik M.	2014	11-12-13-14
Hogan, Jack C.	2020	20
Hogan, James P.	1987	86-87
Holman, Robert F.	1977	75-76-77
Holmes, John G.	1980	77-78-79-80
Holmes, Robert C. IV	1996	96
Holton, Edward V.	2003	00-01-02-03
Honsinger, Leroy V.	1927	27
Hooper, Charles S. Jr.	1950	48-50
Hoover, William W.	1954	53-54
Horgan, John P. Jr.	1945	44
Horn, Benjamin	2005	03-04-05
Horner, John Jr.	1954	52-53-54
Hoselton, Trevor D.	2006	04
Houck, Donald F.	1947	46
Houghton, Thomas C. (MGR)	1968	68
Houser, Keegan C.	2024	22-23-24
Hovivian, Thomas C.	2024	22-23-24
Howard, John M.B.	1933	32-33
Howard, John S. Jr.	1942	40-41
Howard, Joseph B.	1950	50
Howe, David B.	1971	70-71
Hubbard, William E. III	1978	75
Hubbell, Walter B.	1953	53
Huffman, George L. Jr.	1961	59-60-61
Hughes, Roscoe D.	1927	26-27
Hull, Jason R.	1998	95-96-97-98
Hull, Robert V.	1927	25-26-27
Hull, Tucker R.	2014	11-12-13-14
Hume, Hillis D.	1945	43-44
Hunt, Charles B.	1919	18
Hunt, David H.	1948	46-47
Hunt, James C. Jr.	1951	51
Hunter, David A.	2003	01-02-03
Hunter, William J.	1954	52-53-54
Hutchins, Charles H.	1936	35-36
Hyde, Thomas A.	1960	59

I

Ince, Joe	1964	64
Inderlied, William T. III	1960	58-60
Iocco, Edward J.	1989	88
Irish, James M.	1908	08
Isbell, Arnold J.	1921	19
Iuculano, Anthony J.	1989	87-88-89
Ives, Joseph S.	1919	18

J

Jackson, John F.G.	1990	90
Jacobsen, Michael J.	1982	80
Jacobson, Jacob H.	1918	16-17
Jahn, Donald R.	1957	56-57
James, George S. Jr.	1932	30-31-32
James, Nathaniel W. III	1939	37-38-39
James, Walter L. III	2000	99-00
Jansen, Clifford R.	1979	76

Jarboe, Michael M.	2000	97-98-99-00
Jaroscz, Jacob M.	2022	20-21-22
Jaroscz, Jonathan E.	2024	21-22-23-24
Jenkins, Samuel P.	1915	14-15
Jensen, David M.	1992	90-92
Johnson, Carroll F.	1927	27
Johnson, Harvey J. (MGR)	1948	47
Johnson, Jeffrey P.	1979	76-77-78-79
Johnson, Robert L.	1964	63
Johnston, Jerry R.	1956	55-56
Jolley, Melissa L. (MGR)	2004	01-02-03-04
Jones, David C.	2018	16-17-18
Jones, David I.	1982	80-81-82
Jones, Fielder A.	1926	26
Jones, John M. Jr.	1955	52-53-54
Jones, Michael J. Jr.	2014	11-12
Jones, Samuel E.	2014	11-12-13-14
Jonske, Louis J. Jr.	1986	84-85-86
Jordon, Daniel J.	2022	20-21-22

K

Kalafut, Christopher (MGR)	2021	21
Kamen, John S.	1977	76-77
Kapitulik, Eric L.	1995	92-93-94-95
Kapral, Mark D.	1989	87-88-89
Kapron, Kyle J.	2010	07-08-10
Kasuda, John M. (MGR)	1988	85-86-87
Kauffman, Frederick B.	1920	19
Keady, Louis E.	1926	26
Keady, William L.	1916	15-16
Keatley, John H.	1929	29
Kee, Brian A.	1978	75-76
Keegan, Neil P.	1994	94
Keena, Timothy P.	2016	13-14-15-16
Keith, Brian R.	1990	87-88-89-90
Kelley, Harry J.	1942	41
Kelly, John C.	1937	36-37
Kelly, Ryan M.	2016	16
Kenworthy, Jesse L.	1916	16
Kern, Ryan A.	2020	17-18-19-20
Kessenich, Pace R.	1982	82
Kiernan, James W.	1930	28
Kiernan, Patrick S.	2014	11-12-13-14
Kiesel, Chris M.	2002	00-01
Kilcline, Thomas J.	1949	49
Kilpatrick, Walter K.	1908	08
King, Luke N.	2019	19
Kirk, George E.	1947	45-46
Kirkpatrick, John E.	1931	31
Kisiel, Roger W.	1962	60-61-62
Kittelberger, Robert J.	2025	22-23-24
Clakring, Thomas B.	1927	26-27
Klauer, George W.	1943	41-42
Klawinski, Lawrence J.	1980	78-80
Klett, Mark N.	1975	73-74
Klunder, Merrick J. (MGR)	2024	24
Knab, David K. (MGR)	1979	78-79
Kniss, Donovan E.	1953	51-52-53
Knode, Justin E.	2018	18
Koch, Ferdinand B.	1946	44-45
Kohr, George L.	1929	28
Koonce, David M.	1955	53-54-55
Kopf, Samuel G.	2019	19
Kordis, William S.	1973	71-72-73
Korn, John F.	1982	79-80-81-82
Krag, Robert L. (MGR)	1950	50
Kreiser, Alexander W. Jr.	1924	24

Kretz, Daniel J.	2003	01-02-03
Krulich, Alan H.	1960	59-60
Kuehn, Steven N.	2003	01-02-03
Kunkel, Donald J.	1962	62

L

La Mountain, George W.	1912	09-10-11
Laboon, John F. Jr.	1944	43
Ladd, John C.	1975	72-73
Laferty, John D.	1959	58
Laidlaw, James S.	1924	22-23-24
Lamb, Charles W. (MGR)	1953	53
Lammers, Roger A.	1968	66-67-68
Landolphi, Ryan P.	2027	24
Lanning, Ronald D.	1972	70-71-72
Lantier, Brian C.	1993	92-93
Lantier, Brian F.	1965	63-64-65
LaRocco, Roman J.	2025	24
Larsen, Harold H.	1935	33-34-35
Larson, Emery E.	1922	20-21-22
Lavery, Richard J.	1932	32
Lawlor, John J.	1975	72-73-74-75
Lawson, Van Gordon	2010	07-08-09-10
Layne, Frank C.	1924	24
Lazenby, Richard D.	1943	41
Lee, James R.	1928	28
Lee, Patrick D.	1972	70-71-72
Lemerande, Theodore J. (MGR)	2001	99
Lennon, Clifton G.	2005	02-03-04-05
Lennon, Joseph P.	2010	07-08-09-10
Lennon, Robert L.	2009	06-07-08-09
Lenseth, Robert L. Jr.	2008	06-07
Leone, Geoffrey A.	2009	06-07-08-09
Leung, Andrew J.	1990	90
Lewis, Brendan T.	2013	13
Lewis, Frederick L.	1962	61-62
Lewis, James C.	1966	64-65-66
Lewis, Thomas L.	1921	20-21
LiCalzi, Nicholas P.	2024	21-22-23-24
Linaweaver, Walter E.	1926	26
Lind, William G.H.	1925	24-25
Little, David A.	2018	15-17-18
Litty, Ernest J.	1946	44-45
Livingston, Gill F.	1957	56-57
Lobosco, Michael A.	2024	24
Lockwood, Nicholas V.	2001	00-01
Locksmith, John W. (MGR)	2020	20
Logan, Sean C.	1985	84-85
Long, James A. III	1966	64-66
Long, Jeffrey J.	1977	74-75-76-77
Long, Matthew D.	1995	92-93-94-95
Long, Richard W.	1969	68-69
Long, Thomas A. Jr.	1964	62-63-64
Looney, Brendan J.	2004	02-03-04
Looney, Stephen J.	2006	03-04-05-06
Looney, William P.	2007	04-05-06-07
Loscalzo, Michael A.	2019	19
Love, James H.	1981	80
Lowry, James D. Jr.	1919	18
Lucier, James A.	1927	25-26-27
Luebker, Garrett	1996	94-95-96
Lyon, Aaron R.	1922	21-22
Lyons, Daniel F.	1979	77



2025 NAVY MEN'S LACROSSE

ALL-TIME LETTER WINNERS LIST

M

MacDonald, Harold A.	1933	31
MacLaughlin Donald C. Jr.	1963	61-62-63
MacLaughlin, Henry J.	1970	68-69-70
MacMackin, Grant	1953	51
Maginnis, Jack	1927	27
Magnuson, Ryan J.	2022	20
Maichle, Frank M.	1920	18-19
Maiorano, Robert P.	2011	08
Maloney, Matthew T.	2001	98-99
Mandel, Herbert I. (MGR)	1938	38
Mandish, Jacob E.	2021	19-20-21
Mandish, Joel S.	2022	22
Manly, John M.	1915	15
Mann, Jeffrey M. Jr.	2013	10-11-12-13
Mann, Stephen S. Jr.	1938	36-37-38
Manning, Thomas P. Jr.	1961	61
Mansfield, Thomas W.	2011	08-09-10-11
Mapes, Edward F.	1980	78-79-80
Marchetti, Ronald A.	1970	68-69-70
Marion, Cameron J.	2024	24
Mark, Charles J.	1979	76-77-78-79
Markel, Arthur L.	1948	46-47-48
Markowski, Frank J. Jr.	1966	64-65-66
Marrone, Samuel	1966	65-66
Marsh, Andrew J.	2027	24
Martin, Harold M.	1919	16-17-18
Martin, Robert L.	1959	59
Martin, William C.	1955	53-54-55
Martin, William H. III.	1968	66-67
Mason, Charles P. Jr.	1940	39-40
Mason, Martin W.	1975	72-73-74-75
Massett, Kevin J.	1994	93-94
Mattson, Scott A.	1998	96-97-98
Maxwell, Porter W.	1936	35-36
Mayer, Matthew S.	2022	22
Mayo, George W. Jr.	1946	45
McAllister, Lawrence J. Jr.	1983	82-83
McAuliffe, Joseph J.	2010	07-08-09-10
McBride, William G. Jr.	1966	64-65
McCauley, Kim C.	1974	72-73
McCleery, Robert A.	1967	65-66-67
McConnell, Kevin A.	1978	75
McCormack, Brian J.	1978	75-76-77-78
McCormack, Edward J. Jr.	1947	46
McCormick, Patrick J. III	2011	11
McDonald, Robert P.	1952	51-52
McDonnell, Edward O.	1912	11
McDonough, Charles E.	1951	49-50-51
McElligatt, Timothy S.	1989	89
McElwee, Robert T.	1957	57
McFadden, Owen C. Jr.	1966	64-65-66
McFarland, John S.	1972	71-72
McGann, Kenneth D.	1984	81-82-83-84
McGann, Stephen A.	1984	83
McGoogan, Evan R.	2013	11-12-13
McGuire, Henry D.	1908	08
McGullam, Ian J.	2025	24
McIntosh, John E.	1968	66-67-68
McKay, Michael L.	1985	82-83-84-85
McKee, Frederick W.	1913	11
McKee, Jeffery A.	1980	77-78
McKee, Thomas B.	1977	74-75-76-77
McKee, Wayne H.	1958	56-57
McKenna, Andrew J.	2021	18-19-20-21
McKenzie, Conor D.	2006	04-05-06
McKenzie, Gene T.	1958	56-57-58

McKinnon, Edward P.	2002	99-00-01-02
McLaughlin, Michael E.	1981	78-79-80-81
McLaughlin, William H. Jr.	1945	44
McLean, Stewart H.	1948	46-47
McMullen, Thomas B. Jr.	1974	73
McNallen, John M.	1971	69-70-71
McNallen, Patrick W.	1974	73
McNally, John J.	1950	48-49-50
McNally, Stephen P.	1954	53-54
McNulty, George R.	1958	58
McReavy, Clarence J.	1914	14
McShane, Richard C.	1956	54
Meaney, Patrick J.	1974	72-73-74
Meehan, Colin J.	2021	20-21
Meehan, Howard V.	1998	95-97-98
Meehan, Kevin P.	1999	96-97-98-99
Meehan, Matthew J.	2005	03-05
Mehlig, John L.	1937	36-37
Meinhold, Arthur J.	1967	67
Mendenhall, Corwin G. III	1966	65
Menezes, Patrick J.	2016	15
Merdinger, Charles J.	1941	40
Mendizabal, Frederico W.	2007	05
Mesa, Matthew F.	2003	01-03
Messineo, Christopher M.	1997	94-95-96-97
Metzger, Robert P.	1948	45-46-47
Metzler, Jay C.	1960	59
Meushaw, Scott D.	1998	95-96-97-98
Meyer, Victor A.	1962	62
Mickelson, John R.	1965	64-65
Midura, Matthew T.	2004	04
Miles, Glen A.	1986	83-84-85-86
Miller, Austin A.	2013	12-13
Miller, Clair L.	1929	27-28-29
Miller, George C.	1921	21
Miller, Gregory A.	1985	82
Miller, Harold B.	1924	24
Miller, John D.	1937	36
Miller, Joseph M.	2022	20-21-22
Miller, Robert J.	1991	88-91
Miller, Robert L.	1951	49
Miller, Samuel C. III	1977	75-76-77
Miller, Stuart O.	1939	37-38-39
Miller, Thomas V. IV	2020	20
Miller, William R.	1932	31-32
Milliken, Leonard H. Jr.	1994	92
Milliken, Mark R.	1975	73-74
Minvielle, Alphonse	1938	38
Mirabito, Nicholas J.	2008	05-06-07-08
Mistele, Barrett C.	2016	16
Mitchell, Ralph J.	1915	12-13-14
Mitchell, Thomas W.	1961	59-60-61
Mixon, James P.	1967	65-66-67
Moeller, Erik N.	2002	00-01-02
Moncilovich, Milan	1959	58
Moncure, Samuel P.	1932	30-31-32
Montgomery, George P. Jr.	1944	43
Montgomery, Warren G.	1944	43
Montgomery, William M.	1942	41
Moore, David S.	1941	40
Moore, George E. II	1939	38-39
Moore, Georgie	1976	74-75-76
Moore, William H. IV (MGR)	1955	55
Moran, Patrick N.	2010	07-08-09-10
Moreau, Jean W.	1936	34-35-36
Morehouse, Albert K.	1922	21-22
Morgenthaler, John J. Jr.	2016	16

Morris, Thomas E.	1965	63-64-65
Morris, Thomas J.	2004	01-02-03-04
Morrison, John H. Jr.	1953	51-52-53
Morrison, Matthew D.	2014	13-14
Morrow, William J. Jr.	1931	31
Morse, Richard S.	1920	19
Morton, Thomas H.	1933	32-33
Moulis, Andrew N.	1996	93-95-96
Moulton, Jacob P.	2009	06
Mueller, William H.	1976	74-75-76
Mulieri, Charles C.	1991	88-89-90-91
Mullen, Nikolas J.	2014	13-14
Muller, Jeffrey S.	1988	85
Munson, John J.	1939	38-39
Murphy, Brendan J.	1992	91-92
Murphy, Donovan J.	2021	21
Murphy, Gregory B.	1970	69-70
Murphy, James E.	1959	59
Murphy, Vincent R.	1918	16-17
Murray, Hugh Q.	1934	34
Murray, Matt	2000	00
Murray, Roger G.	1922	19
Muse, George R.	1938	37-38
Mutch, John	1979	76-77

N

Nagel, Sean E. (Video)	2007	04
Nager, Harold S.	1922	21
Nash, Joel K.	2003	00-01-02-03
Nash, William O. Jr.	1993	93
Naslonski, Richard J.	1981	79-80
Nastro, Steven D.	1973	71
Nastro, Thomas R.	1969	68
Naugle, James O.	1952	51-52
Nealson, Dennis J.	1991	88-89-90-91
Nease, Carl R. Jr.	1992	90-91-92
Necharnick, Bruce R.	2009	06-07-09
Necharnick, Tyler D.	2014	13
Needham, Robert C.	1949	48-49
Nelson, Gordon W.	1914	14
Neverosky, Daniel T.	2003	01-02-03
Newton, John L.	1963	62-63
Newton, Michael G.	1998	95-96-97-98
Ni, Randolph	1973	73
Nibbs, Alan M.	1935	33-34-35
Nichols, Timothy B.	1965	64-65
Niederberger, Kenneth A.	1990	87-88-89-90
Nims, Stephen E.	1986	83-84-85-86
Nisewaner, Terrell A.	1932	32
Norris, Cade D.	2013	11-12-13
North, James R.	1935	35
Norton, Jack T.	2025	22-23-24
Norton, Phillip G.	1966	65-66
Nourie, John E. (MGR)	1959	59

O

Oatway, William H. III	1963	61-62-63
Ochenrider, Gordon H. Jr.	1944	42-43
Ochs, Kristofer W. (MGR)	2011	09-11
Odenwald, Ward F.J.	2010	07-10
O'Donnell, Scott M.	1992	92
Ogden, Daniel M.	1926	26
Ogilvie, Malcolm L. Jr.	1968	66-67-68
Oldham, Edwin W.	1958	57-58
O'Leary, James D.	1999	96-97-98-99
O'Leary, Ryan W.	2012	09-10
Oliver, Robert J.	1934	34

2025 NAVY MEN'S LACROSSE

ALL-TIME LETTER WINNERS LIST

O'Neill, Edward J.	1931	31
O'Regan, William V.	1923	23
Orr, Carl B. Jr.	2000	97-98-99-00
O'Rourke, Timothy B.	1989	87-88-89
Osgood, Dwayne	2005	04-05
Overton, Stewart N.	1966	64-65
Owen, James L.	1956	55-56
Owens, Michael	2013	12-13
Oxley, Irad B.	1943	41-42

P		
Padgett, John B. III	1969	68-69
Page, Edward W.	1949	48
Page, Thomas G.	1982	80-81-82
Pananides, Nicholas A. (MGR)	1936	36
Panico, Stephen L.	1985	85
Papetti, Joseph M.	1985	82-83-84-85
Parham, William B.	1936	35-36
Pariseau, Richard R.	1960	58-59-60
Parish, Elliott W. Jr.	1929	27-28-29
Parker, Joseph E. III	1999	99
Parr, Warren S.	1923	22
Parsons, Joshua C. (MGR)	2007	04
Pasko, John A.	1979	77
Pastrana, Darren L.	2012	11
Patterson, Craig E.	2002	01-02
Paul, Timothy D.	2010	07-08-09-10
Pavoni, Justin F.	1979	77-78-79
Pawlikowski, Matthew J.	1993	90-91-92-93
Peace, Steven M. (MGR)	1998	96-97-98
Pell, Robert A.	1972	70-71-72
Pendleton, Perley E.	1920	19
Perkins, Richard P.	1982	82
Perley, Reuben N.	1911	09-10
Perreten, Tyler T.	2020	20-21
Peters, Jackson G.	2024	22-23-24
Peterson, Carl A. (MGR)	1929	29
Peterson, Mell A.	1930	29-30
Peterson, Winston H.	1964	62-63-64
Petkas, Christopher J.	2010	07-10
Peto, David C.	1942	41
Pfarr, Grey A.	2001	98-99-00-01
Pfeffer, Mathew J.	1997	95
Phelan, Thomas K. Jr.	2009	06-07-08-09
Philbin, Patrick J.	1965	64-65
Pieczonka, Christopher D.	2005	03-04-05
Pike, Daniel L.	1970	68-69-70
Pilli, John F. Jr.	1973	72-73
Pillsbury, Eugene H. (MGR)	1949	49
Pintauro, Christopher W.	2002	99-00-01-02
Pirie, Robert B. Jr.	1955	54-55
Pittard, David S.	2004	01-02
Plumer, David J.	2018	15-16-17-18
Poore, John B.	1925	25
Porter, Robert R.	1932	32
Pottle, Harry H. Jr.	1926	25-26
Pounds, Noah P.	2018	15
Power, Brendan J.	2001	98-99-00-01
Pressey, George W.	1932	31-32
Price, Sean M.	2014	13-14
Prudhomme, John D.	1961	59-60-61

Q		
Queen, Justin W.	2027	24
Quinn, John R.	1991	88-89-90-91

R		
Ralston, Byron B.	1914	12-13-14
Ramsey, Nicholas P.	2018	17-18
Randall, Blanchard III	1942	40-41
Rankin, Ronald Q.	1934	34
Ransford, Howard F.	1928	26-27-28
Raspet, Kevin A.	2006	04-05-06
Rassieur, William T. Jr.	1950	49-50
Raster, John M.	1955	54-55
Ratliff, Floyd W. Jr. (MGR)	1964	64
Ray, Jack F.	2018	15-16-17-18
Ray, Michael H.	1983	81-82-83
Reed, Allen E. Jr.	1956	55-56
Reedy, James R.	1933	33
Reel, Adam W.	2004	02-03-04
Rees, Casey M.	2018	15-16-18
Rees, Matthew T.	2017	14-15-16-17
Rees, Spencer L.	2021	20-21
Reeves, Malcolm C. II	1960	58-59-60
Refo, John F.	1940	39-40
Reich, Neal K.	1961	60-61
Reichert, John J.	2007	07
Reilley, Patrick A.	2005	03-04-05
Reilly, Sean M.	2016	13-14
Renard, John W.	1955	54
Rentz, William H.	2023	20-22-23
Reppert, Joseph L. Jr.	1999	96-97-98-99
Rewkowski, David A.	2000	00
Reynolds, James C.	1996	94-95
Reynolds, Robert W.	1994	92-93-94
Reynolds, Taylor G.	2012	09-11-12
Rhee, Bryson R.	2024	21-22-24
Rhodes, Arthur C.	2002	99
Ricciuti, Paul J.	1982	80
Richardson, Duncan W.	1979	78-79
Richardson, William A.	1910	09
Riester, Peter J.	1981	79-80-81
Rindskopf, Maurice H.	1938	36-37-38
Ripley, Stephen R.	2026	23
Rippelmeyer, Karl	1960	58-59-60
Risberg, Timothy H.	1985	83-84
Rittenhouse, Ellis B.	1934	34
Robb, Kevin E.	1998	98
Roberts, Raymond J.	1990	90
Robinson, Kenneth F.	1957	55-56-57
Roby, Allan B. (MGR)	1930	30
Roepke, John R.	1953	52-53
Roesgen, Chris L.	2000	97-98-99-00
Rogers, Peter A.	2013	11
Rogers, Thomas W.	1931	31
Roman, Stanley R.	1961	59
Rose, Elliott R.	1947	46
Ross, Andrew C.	1997	94-95-96-97
Ross, Ryan S.	2001	98
Rossi, Nicholas J.	2009	08-09
Rosko, Thomas E.	1994	91-92-93
Roth, Egbert A.	1929	28-29
Roth, Edward E.	1921	19-20
Rowe, Hilary C. (MGR)	1933	33
Rowney, James V.	1941	40
Roy, Timothy M.	2015	14
Rubel, David M.	1941	40
Rubino, James R.	2022	20-21-22
Ruhe, William J.	1939	38-39
Rulofson, Kody A. (MGR)	2020	20
Rumble, James D. (MGR)	1947	46
Rupp, John	1983	81-82-83

Rupp, Robert	1986	85-86
Rusch, William J. Jr.	1942	41
Rush, Richard C.	1975	74
Russell, Matthew M.	2006	04-05-06
Ryan, Philip J.	1950	48-49-50
Ryan, Thomas P.	2023	21-22-23
Ryder, Albert	1960	60

S		
Sacks, Jonathan W.	1991	89
Sadler, George R.	1969	67-68-69
Salcedo, John G.	2021	20-21
Salit, Paul W.	1986	83
Salmon, Richard C.	1966	64-65-66
Sampson, Benjamin L.	2014	12-13-14
Sanborn, Albert B.	1912	10-11
Sanders, Eddie R.	1930	29-30
Sarker, Joshua R.	2016	15-16
Sasaki, Kainoa H.	2024	21-24
Scaffe, Thomas C.	1920	19
Schaal, Michael L.	2002	01-02
Schacht, Kenneth G.	1935	33-34-35
Scharnus, Robert M.	1969	68-69
Schaulberger, Albert A. Jr.	1949	47-48-49
Schawang, Sandra E. (MGR)	1981	81
Schickner, Mark C.	1972	70-71
Schiffenhaus, William L.	2024	24
Schmidt, John S.	1937	36-37
Schneck, Brendan M.	1980	77-78
Schoen, Stephen F.	1951	49-50
Schoeneck, Robert J.	1980	77-78-79-80
Schriefer, Luther F.	1960	60
Schroeder, Zachary T.	2010	07-08-09-10
Schultz, Robert A.	1948	46-47-48
Schwamberger, Caitlin A. (Trainer)	2008	07-08
Schwanebeck, Joseph T.	1967	65-66-67
Schwarz, Richard	1988	85-86-87-88
Schweitzer, Joe P.	1989	86-87-88-89
Schwelm, Karl T.	1971	69-70-71
Scoggins, Marvin C. Jr.	1948	46
Scott, Jeffrey J.	1976	76
Scott, Leon B.	1915	15
Scott, Richard T. Jr.	1967	65-66-67
Seaman, Bleeker P. Jr.	1941	40
Seeds, Elmore W.	1934	33-34
Seely, Noah J.	2019	19
Seivold, Jordan J.	2013	10-11
Seitz, Bruce J.	1983	80-81-82-83
Seth, Richard H.	1949	46-47-48-49
Seyern, Douglas K.	1922	19
Sexauer, Roger N. II	1980	77-78-79-80
Shadowens, Colin J.	2026	23-24
Shafran, Trevor J.	2014	14
Sharp, Alfred E. Jr.	1931	31
Shatto, Sarah L. (MGR)	2010	07
Shaw, Hiram P.	1921	18-19-20-21
Shea, Daniel C.	2006	04-05-06
Sheaffer, Lewis J.	1927	26-27
Sheedy, Michael E.	2001	98-99-00-01
Shell, Jason D. (Coach)	2005	05
Sherman, Frederick C.	1910	09
Shortridge, Paul F.	1917	16-17
Shulson, James E.	1978	75-76-77-78
Shupe, Robert D.	1961	59-60-61
Siedsma, Paul R. (MGR)	1975	74-75
Siegfried, Clyde W.	1944	42-43
Silcox, James E. III	1999	98-99

2025 NAVY MEN'S LACROSSE

ALL-TIME LETTER WINNERS LIST

Simmelink, Lawrence T. (MGR)	1945	44
Sinclair, John R.	1968	67-68
Sinley, James R. Jr. (MGR)	1991	90-91
Sirota, Richard S. (MGR)	1965	65
Sites, Robert J.	1995	95
Siversten, William E.	1986	84-85-86
Sivinski, Robert E.	1949	47-48-49
Skalniak, Patrick R.	2023	20-21-22-23
Skalniak, Phillip J. Jr.	1983	80-81-82-83
Slough, Jamieson J.	1994	91-92-93-94
Smalley, Daniel S.	1989	89
Smilari, Nicholas B.	1973	71-72-73
Smiley, Andrew M.	2019	16-17-18-19
Smith, Allen Jr.	1927	26-27
Smith, Brian F.	1996	93
Smith, Buckley G.	2013	10
Smith, Charles R. Jr.	1949	48
Smith, Gardner T.	1992	91-92
Smith, Harold T.	1922	22
Smith, Kerfoot B.	1933	33
Smith, Lawrence	1932	31-32
Smith, Ralph A.	1937	36-37
Smith, Thomas C.	1995	92-93-94
Snider, Zachary	2023	21-22-23
Snively, Abram B. III	1953	52-53
Snyder, Frank A.	1988	85-86-87-88
Sobotka, William F. III	1977	75-76
Solberg, Thorwald A.	1916	15-16
Sollberger, Melvin H. (MGR)	1960	60
Somerdyk, Harold J.	2009	06-07
Somerville, Matthew C.	1999	99
Soran, James J. III	1973	71
Soroka, Steven L.	1972	71-72
Soucek, Archie H.	1937	35-36-37
Soucek, Zeus	1923	21-22-23
Soules, Stephen M.	1976	74-75-76
South, Jerry C.	1931	30-31
Southworth, John V. Jr.	1954	53-54
Spalding, Robert L.	2008	06
Spanagel, Herman A.	1914	13-14
Spiegel, William D. (MGR)	1942	41
Spilker, Logan J.	2021	18-19-20-21
Spring, Arthur F.	1930	28-29-30
Stacey, Ernest R.	1947	46
Stair, Ralph M.	1943	42
Standen, Sean M.	2009	06-07-08
Stanford, Peter W.	1980	78-79-80
Stark, Richard N.	1964	62-63-64
Starkey, Robert C.	1914	12-13
Stebbins, Christopher B.	2003	00-01-02-03
Steffens, Matthew H.	2014	14
Stensrud, Scott L.	2024	22-24
Stevens, Bradford T.	1996	94-95-96
Stevens, George C.	1947	46
Stewart, Jeb E.B.	1974	73-74
Stewart, Joseph D.	1964	62-63-64
Stewart, Joseph D.	1973	71-73
Stewart, William S. (MGR)	1937	37
Stiles, Hubert M.	1946	44-45
Stinson, John G.	1950	49-50
Stockdale, Lowell A.	1951	49-50-51
Stockdale, Wendell B. (MGR)	1952	52
Stolz, Francis R.	1925	25
Strack, Michael T.	2018	16-17-18
Strange, Hubert E. Jr.	1952	51-52
Strassle, Raymond W.	1944	43
Striffler, Brian G.	2011	08-09-10-11

Stulb, William K.	1977	75-76-77
Sturgell, Robert A.	1982	81-82
Stutt, William C.	1949	47-48-49
Styron, Ernest L. Jr.	1980	77-78-79-80
Styron, Jeffrey W.	1981	78-79-80-81
Suhr, James W. (MGR)	1970	70
Suhr, Matthew (coach)	2011	11
Sullivan, Brian W.	1989	87-88-89
Sullivan, Daniel J.	1995	93-94-95
Sullivan, Evan M.	2010	07-08-09-10
Sullivan, James F. IV	2005	03-04-05
Sullivan, John T.	1939	37
Sullivan, Paul T.	2010	10
Sumner, Christopher A.	1993	92
Supko, Leonard M.	1970	68-69-70
Supko, Michael D.	1972	70-71
Supko, Timothy J.	1974	73-74
Surman, William V. Jr.	1951	50-51
Sutherland, Alan B. Jr.	1927	26-27
Sutton, Robert	1964	62-63-64
Swain, Ted N.	1943	42
Swan, Bryan F.	1930	29-30
Swanson, Dane E.	2024	21-22-23-24
Swanson, Stanley R.	1954	52-53-54
Sweeney, John P.	2022	19-20-21-22
Swenson, Lyman K.	1916	16
Swinburne, Edwin R.	1925	25
Sybor, Micah T.	2002	00-01-02
Sylvester, Gerald D.	1952	50-51-52
Szabo, Steven F.	1965	64-65

T		
Tabb, Hugh A.	1962	62
Talarico, Christian G.	2013	13
Tamulevich, Carl J.	1968	66-67-68
Tarr, Robert J. Jr.	1966	65-66
Taylor, Edmund B.	1925	23-24-25
Taylor, John M. IV	1964	62-63-64
Taylor, Perry R. II	2000	00
Teague, Brendan M.	2008	06-07-08
Tempesta, Edward C.	1970	68-69-70
TenEyck, Abraham C.	1912	10
Thing, Wilbur W.	1936	35-36
Thompson, Caitlyn A. (Video)	2021	21
Thompson, Paul B.	1919	18
Thompson, Raymond W. Jr.	1933	31
Thompson, William C. Jr.	1935	34-35
Thorp, Andrew O.	2009	07-08-09
Thyberg, Daniel W.	2011	11
Tierney, John A.	1993	92-93
Titus, Edward U.	1922	20-21-22
Tobin, Robert G. Jr.	1948	47-48
Todd, Alexander W. Jr. (MGR)	1951	51
Tolker III, Henry C.	2025	22-23-24
Tonetti, John S.	1952	51-52
Torain, Greyson D.	2019	16-17-18-19
Tormey, Andrew J.	2009	06-07-08-09
Torrey, Philip H. Jr.	1934	34
Tracy, George P.	1963	61-62-63
Trainor, John P., Jr.	2017	14-15-16-17
Treadwell, Lawrence P. Jr.	1951	50-51
Trenti, Gary W.	1978	76
Tucker, Alfred B. III (MGR)	1931	31
Tucker, Benjamin W. Jr.	1970	68-69-70
Turner, Edmund L.	1955	54-55
Tyler, Marshall A.	1933	31-32-33

U		
Uhrich, George T.	2018	18
Ulcickas, Simon J. Jr.	1955	53-54-55
Ulmer, Timothy M.	1993	93

V		
VanLangen, James	1979	77-78-79
Varello, Joseph P. Jr.	2018	15-16-17-18
Vassar, Daniel R.	2008	07-08
Vazquez, Alan A.	1983	83
Vazquez, James T.	1981	78-79-80-81
Veatch, Cody S. (MGR)	2016	15-16
Venier, Thomas H.	1976	73-74
Verducci, Ryan P.	2022	22
Vernam, Matthew R.	2012	09-10-11-12
Verschueren, Joseph	1968	67-68
VerSchure, Robert M.	1974	73
Veth, Kenneth L.	1935	34-35
Vickery, Howard L.	1915	14-15
Villareal, Claro W.	1990	89-90
Vinje, Edward W.	1960	60
Virtue, Christopher F.	1974	72-73-74
Virtue, Richard W.	1968	66-67
Visgauss, Mikelis	2008	05-06-07-08
Vogelsberg, Robert	1978	75
Voinot, Paul E.	1920	18-19
Voith, Charles P.	1973	72-73
Vosseller, John H.	1953	51
Voumard, Gabriel M.	2015	12-13-14-15

W		
Wade, Connor J.	2017	17
Wade, Ryan A.	2019	17-18-19
Wade, John F.	1990	89-90
Wagner, David C.	1977	74-75-76-77
Walborn, Stephen E.	1997	95-96-97
Walden, Albert J.	1928	27-28
Walden, Arthur St. Clair	1928	26
Walker, Geoffrey C. Jr.	1996	94-95-96
Wall, Orlando A.	1949	47-48
Walla, David L.	1972	70-71-72
Wallace, Donald C. Jr.	1947	46
Wallace, William B.	2007	04-05-06-07
Wallin, Thomas R.	2007	04-05-06-07
Walsh, Patrick D.	2019	19
Ward, Alfred G. (MGR)	1932	32
Ward, Norvell G.	1935	33-34-35
Ward, Xenophon C.	1946	45
Wardell, Raymond P.	2018	15-16-17-18
Warner, Richard A.	2011	08-09-10-11
Warner, Spencer H.	1919	18
Warren, George F.	1957	55-56-57
Watters, Harold	1921	19-20-21
Wead, Frank W.	1916	15-16
Webster, Fletcher O.	1910	08-09
Wedekind, Dennis L.	1965	63-64-65
Weems, George T.	1942	40-41
Wehman, Richard P.	1983	80-81-82-83
Wehman, Robert J.	1987	84-85-86-87
Weinhaus, Earl M. Jr.	1971	70
Welch, Francis M.	1939	39
Wells, Howard A. Jr.	1959	59
Welsh, David J.	1929	28-29
Welsh, Luther	1909	08-09
Wendel, Kevin R.	2016	13-14-15-16
Wenham, Mark A.	1982	79
Wesson, Joseph H.	1935	35

2025 NAVY MEN'S LACROSSE

ALL-TIME LETTER WINNERS LIST

West, John T.	1932	31
West, Logan T.	2012	10-11-12
Whalen, John David W.	2000	00
Wheeler, Richard C. (MGR)	1971	71
Whelchel, David L.	1930	29-30
Whipps, Russell E.	1959	57-58-59
White, Ernest C. (MGR)	1943	42
White, Theodore C.	1958	57-58
White, Zebulon L. Jr.	1931	30
Whiting, Bryce A.	1994	94
Wickham, Ryan J.	2012	09-10-11-12
Widmann, Michael R.	2000	97-98-99
Wieland, Roger F. Jr.	2008	06-07-08
Wier, John P. Jr.	1940	39-40
Wiley, Gordon S.	1942	40-41
Wiley, Herbert V.	1915	12-13-14-15
Wilhelm, John R.	1945	44
Wilhelm, Phillip J.	1976	74
Wilkes, Charles	1920	19
Wilkes, John	1916	15-16
Willandt, Ted A.	1963	62-63
Williams, James D.	1958	57-58
Williams, John C.	1960	60
Williams, Lawrence E. Jr.	1945	43-44
Williams, Percy W. Jr.	1955	53-54-55
Williamson, Delbert F.	1927	25-26-27
Wiltse, Lloyd J.	1914	11-13-14
Winston, James M.	2006	05-06
Winter, Patrick B.	2007	05-06-07
Wisenbaker, James L.	1919	18
Woeppel, Jaren L.	2010	07-08-09-10
Wolfe, Bryan T.	2003	02-03
Wootton, William T.	1944	43
Worden, Frank L.	1917	16-17
Worrell, John R. Jr.	1957	57
Wright, James M.	1934	34
Wright, Richard T.	1953	51-52-53
Wuertz, Joseph B. (MGR)	1956	56

Y

Yannarella, Anthony M.	1962	62
Yatras, Dennis A.	1969	67-68-69
Young, E.P. Paul Jr. (MGR)	1946	45
Young, Robert T.	1910	08-09-10
Youse, James A.	1953	53

Z

Zebian, Cory (TRNR)	2010	09-10
Zimmerman, Aaron T.	2016	16
Zimmerman, Robert H.	1982	80
Zimmerman, Paul J.	2014	14
Zimmerman, Thomas	2009	06-07-08-09
Zink, Christopher P. (MGR)	2006	05



2025 NAVY MEN'S LACROSSE

COACHING HISTORY

NAVY'S ALL-TIME COACHING LEDGER

Coach	Seasons	Yrs.	Record	Pct.	All-Americans	USILA / Wingate Memorial Championships	NCAA Tournament Appearances
Breyer/Hudgins	1908-10	3	9-5-0	64.3			
George Finlayson	1911-35	25	140-25-10	82.9	67	2	
William "Dinty" Moore	1936-58	23	159-50-2	75.8	146	6	
Willis Bilderback	1959-72	14	131-26-2	83.0	92	9	2 (1-2)
Dick Szlasa	1973-82	10	85-44-0	65.9	49		10 (7-10)
Bryan Matthews	1983-94	12	84-61-0	57.9	35		7 (3-7)
Richie Meade	1995-2011	17	142-97-0	59.4	40		7 (5-7)
Rick Sowell	2012-19	8	54-56-0	49.1	8		1 (1-1)
Joe Amplo	2020-present	5	35-26-0	57.4	7		
Totals	1908-Present	117	839-390-14	68.1	444	17	27 (17-27, 38.6)

GAMES COACHES

1.	239	Richie Meade	1995-2011
2.	211	William "Dinty" Moore	1936-58
3.	175	George Finlayson	1911-35
4.	159	Willis Bilderback	1959-72
5.	145	Bryan Matthews	1983-94

WINS

1.	159	William "Dinty" Moore	1936-58
2.	142	Richie Meade	1995-2011
3.	140	George Finlayson	1911-35
4.	131	Willis Bilderback	1959-72
5.	85	Dick Szlasa	1973-82

WINNING PCT. (MIN. 30 GMS)

1.	83.0	Willis Bilderback	1959-72
2.	82.9	George Finlayson	1911-35
3.	75.8	William "Dinty" Moore	1936-58
4.	65.9	Dick Szlasa	1973-82
5.	59.4	Richie Meade	1995-2011

USILA / WINGATE CHAMPIONSHIPS

1.	9	Willis Bilderback	1959-72
2.	6	William "Dinty" Moore	1936-58
3.	2	George Finlayson	1911-35

NCAA TOURNAMENT APPEARANCES

1.	10	Dick Szlasa	1973-82
2.	7	Richie Meade	1995-2011
	7	Bryan Matthews	1983-94
4.	2	Willis Bilderback	1959-72
5.	1	Rick Sowell	2012-19

NCAA CHAMPIONSHIP GAME APPEARANCES

1.	1	Dick Szlasa	1973-82
	1	Richie Meade	1995-2011

NCAA TOURNAMENT WINS

1.	7	Dick Szlasa	1973-82
2.	5	Richie Meade	1995-2011
3.	3	Bryan Matthews	1983-94
4.	1	Rick Sowell	2012-19
	1	Willis Bilderback	1959-72

ALL-AMERICANS

1.	146	William "Dinty" Moore	1936-58
2.	92	Willis Bilderback	1959-72
3.	67	George Finlayson	1911-35
4.	49	Dick Szlasa	1973-82
5.	40	Richie Meade	1995-2011

COACHING ACCOMPLISHMENTS

FRANK BREYER AND BILL HUDGINS 1908-10 (3 yrs) / 9-5, 64.3

- Guided the first Navy varsity lacrosse squads.
- Led Navy to its first win in school history — a 4-2 victory over Baltimore City in 1908.

GEORGE FINLAYSON 1911-1935 (25 yrs) / 140-25-10, 82.9

- 2 National Championships
- 67 All-Americans
- One of the most successful coaches at Navy, posting wins in 82.9 percent of the contests during his 25-year tenure.
- Led the Mids to their first undefeated season with a 5-0-1 record in 1912 — produced 12 unbeaten teams overall.
- Orchestrated Navy's longest undefeated streak of 46 games between 1916-23.
- Led Navy to its first National Championship in 1928, followed by the Mids' second title in 1929 with a flawless 9-0-0 record.

WILLIAM "DINTY" MOORE 1936-58 (23 yrs) / 159-50-2, 75.8

- 6 National Championships
- 146 All-Americans
- Led the Mids to at least a share of six national titles, including outright championships in 1939, '43, '46 and '54.
- Produced 146 All-Americans, including 33 first-teamers under his tutelage, including Navy's first Schmeisser Award recipient — team captain Charles Guy.
- Directed the Mids to a 20-6 victory over Drexel in 1943 in which Robert Booze established a Navy record for goals in a game with eight.
- Helped mold Stewart McLean and National Hall of Fame member James Chambers II into the top attackmen during their era, as both were recipients of the Jack Turnbull Memorial Award.
- Led the Mids to three undefeated seasons, including an 11-0-0 record in 1949.
- Coached one of only three four-time All-Americans in Navy's history, James Chambers II.

WILLIS BILDERBACK 1959-72 (14 yrs) / 131-26-2, 83.0

- 9 National Championships
- 92 All-Americans
- 2 NCAA Tournament appearances
- Made Navy a household name among the lacrosse community in the 60s — noted as the Golden Age.
- The winningest Div. I coach (pct) in NCAA history, winning 83.0 percent of his games.
- Recipient of the Morris Touchstone Memorial Award, the National Coach of the Year, in just his second year as Navy's head coach
- Led Navy to at least a share of nine USILA National Championships between 1960-70, including eight in a row between 1960-67 ... his five outright titles between 1962-66 is a feat no other team has matched in the history of the sport.
- Molded attackman Jimmy Lewis into a three-time First-Team All-America selection and the first three-time recipient of the Jack Turnbull Memorial Award.
- Led the Mids to back-to-back NCAA Tournament appearances in 1971 and '72, the first two years the tournament was held.

DICK SZLASA 1973-82 (10 yrs) / 85-44, 65.9

- 49 All-Americans
- 10 NCAA Tournament appearances
- 1 NCAA Championship Game appearance
- Guided Navy to school-record 10-consecutive NCAA Tournament berths ... the only coach in program history to lead the Mids to the NCAA Tournament every year he served as head coach.
- Recipient of the Touchstone Award (Div. I Coach of the Year) in 1975.
- Helped mold attackman Jeff Long into one of the greatest names in Navy lacrosse — Long holds Navy records in assists in a game, season and career, while standing as the Mids' all-time career scoring leader.
- Led the Midshipmen to the 1975 National Championship Game, the program's first appearance.

COACHING HISTORY

BRYAN MATTHEWS

1983-94 (12 yrs) / 84-61, 57.9

- 35 All-Americans
- 7 NCAA Tournament appearances
- Recipient of the Touchstone Award (Div. I Coach of the Year) in 1986, after leading the Mids back to the NCAA Tournament following a three-year drought.
- Led Navy to a 9-4 mark in 1987, recording the most wins in a season since 1979.
- Guided the Mids to seven NCAA Tournament berths.
- Helped produce 35 All-Americans, including Glen Miles, a three-time honoree who won the Donald MacLaughlin Award as the nation's top midfielder ... Miles is the only Navy player to win the award which is named after the former Navy great.

RICHIE MEADE

1995-2011 (17 yrs) / 142-97, 59.4

- 40 All-Americans
- 7 NCAA Tournament appearances
- 5 Patriot League Tournament titles
- 5 Patriot League regular-season crowns
- 1 NCAA Championship Game
- Led Navy to six NCAA Tournament appearances in his final eight years, including six straight from 2004-09 ... it was the most consecutive NCAA berths by the Mids since 1971-82 (12-straight years).
- Guided the Midshipmen to five Patriot League Tournament titles (2004-05-06-07-09), including four straight, while earning at least a share of the regular-season crown five times.
- Led the Mids to the National Championship Game in 2004, marking Navy's first appearance in the title game since 1975.
- In 2004, became the fourth coach in school history to receive the Morris Touchstone Memorial Award as the National Coach of the Year.
- Led Navy to a school-record 15 wins in 2004.
- Helped orchestrate Navy's first documented win over a No. 1-ranked team with a 9-6 win over Maryland on April 10, 2004.
- Seven players earned All-America honors in 2004, the most since the 1975 campaign.
- Produced Navy's first Kelly Award winner, Mickey Jarboe, since Leonard Supko garnered the honor in 1970.

RICK SOWELL

2012-19 (8 yrs) / 54-56, 49.1

- 8 All-Americans, including three-time selection Chris Fennell (2015, '17-3rd team, 2016-2nd team)
- 3 Patriot League regular-season crowns
- 2015 and 2016 Patriot League Coach of the Year.
- Just the third coach to lead three DI programs to NCAA Tournament appearances.
- In 2016, guided Navy to NCAA Tournament for first time since 2009.
- Navy's 2016 NCAA Quarterfinals appearance was its first since 2008.
- Guided the Mids to the No. 1 seed in the Patriot League Tournament in 2015 and '16 after winning a share of their sixth and seventh Patriot League regular-season titles. Navy was No. 2 seed after claiming a share of its eighth regular-season title.
- In 2012, led Navy to an 8-2 win over No. 6 Johns Hopkins in what marked the program's largest margin of victory in the series since 1965.

JOE AMPLO

2020-Present (5 yrs) / 35-26 57.4

Yr	Record	League	NCAA
2020	3-2	1-1	
2021	6-3	4-2	
2022	9-6	5-3	
2023	8-8	5-3	
2024	9-7	5-3	

- 7 All-Americans, including three-time selection Jackson Bonitz (2022, '23, '24 USILA Honorable Mention)
- Led Navy to its first win over Johns Hopkins at Homewood Field (11-10, March 18, 2022) since 1969.
- One of just 3 coaches in program history to defeat Johns Hopkins at Homewood Field and one of 4 to have defeated them multiple times during their careers regardless of site.
- Led Navy to wins over both Johns Hopkins (11-10) and Army (12-11 OT) in the same season (2022) for the first time since 1974.
- With a 12-10 win over Loyola on April 30, 2024, guided Navy to its first Patriot League Tournament victory since 2010.
- Worldwide COVID-19 pandemic shortened the 2020 season, his first at the Academy, and impacted the 2021 season.

2025 NAVY MEN'S LACROSSE

YEAR-BY-YEAR RECORD

Year	Coach	Captain	Overall Record	H	A	N	Conf. Record	Conf. Finish	Postseason
1908	Breyer/Hudgins	Unknown	1-2						
1909	Breyer/Hudgins	Luther Welsh	2-2						
1910	Breyer/Hudgins	Hugh Branham	6-1						
1911	George Finlayson	Unknown	4-2						
1912	George Finlayson	George La Mountain	5-0-1						
1913	George Finlayson	Frederick McKee	4-2-2						
1914	George Finlayson	Lloyd Wiltse	6-0-1						
1915	George Finlayson	Ralph Mitchell	4-3-1						
1916	George Finlayson	Unknown	6-1						
1917	George Finlayson	Unknown	2-0						
1918	George Finlayson	Frederick Douthit	4-0						
1919	George Finlayson	Unknown	5-0						
1920	George Finlayson	Hilyer Gearing	9-0						
1921	George Finlayson	Hiram Shaw	7-0						
1922	George Finlayson	Albert Morehouse	7-0						
1923	George Finlayson	Zeus Soucek	8-0-1	8-0	0-0-1	0-0			
1924	George Finlayson	Carl Cullen	4-3	3-1	1-1	0-1			
1925	George Finlayson	Fred Billing	8-0	7-0	1-0	0-0			
1926	George Finlayson	Donald Albertson	7-0	5-0	2-0	0-0			
1927	George Finlayson	Delbert Williamson	6-1	6-0	0-1	0-0			
1928	George Finlayson	Howard Ransford	7-1-1	7-0	0-1-1	0-0			USILA National Champion (4 teams)
1929	George Finlayson	Elliott Parish Jr.	9-0	8-0	1-0	0-0			USILA National Champion
1930	George Finlayson	Unknown	6-2	5-2	1-0	0-0			
1931	George Finlayson	Unknown	6-1	5-1	1-0	0-0			
1932	George Finlayson	George James Jr.	5-2	4-2	1-0	0-0			
1933	George Finlayson	Glover Ferguson	3-3-1	2-3-1	1-0	0-0			
1934	George Finlayson	John Condon	4-1-2	3-1-1	1-0-1	0-0			
1935	George Finlayson	Kenneth Schacht	4-3	3-3	1-0	0-0			
1936	William "Dinty" Moore	Jean Moreau	4-3	3-2	1-1	0-0			
1937	William "Dinty" Moore	Ralph Smith	4-3	3-3	1-0	0-0			
1938	William "Dinty" Moore	Frank Case Jr.	7-0	5-0	2-0	0-0			Wingate Memorial Champion
1939	William "Dinty" Moore	Nathaniel James III	6-1	5-1	1-0	0-0			
1940	William "Dinty" Moore	Edmund Gillette Jr.	6-3	5-2	1-1	0-0			
1941	William "Dinty" Moore	John Howard Jr.	6-2-1	6-1-1	0-1	0-0			
1942	William "Dinty" Moore	Francis Brady	7-2	6-1	1-1	0-0			
1943	William "Dinty" Moore	Robert Booze	7-1	7-0	0-1	0-0			Wingate Memorial Champion
1944	William "Dinty" Moore	Albert Giorgis	6-2	4-1	2-1	0-0			
1945	William "Dinty" Moore	Charles Guy	6-2-1	5-1-1	1-1	0-0			Wingate Memorial Champion (2 teams)
1946	William "Dinty" Moore	Edgar Hanson	8-2	6-2	2-0	0-0			Wingate Memorial Champion
1947	William "Dinty" Moore	Robert Metzger	7-3	7-1	0-2	0-0			
1948	William "Dinty" Moore	Arthur Markel	8-3	6-2	2-1	0-0			
1949	William "Dinty" Moore	James Chambers II	11-0	9-0	2-0	0-0			Wingate Memorial Champion (2 teams)
1950	William "Dinty" Moore	John McNally	6-4	4-2	2-2	0-0			
1951	William "Dinty" Moore	Charles McDonough	5-5	5-2	0-3	0-0			
1952	William "Dinty" Moore	Robert McDonald	8-2	6-1	2-1	0-0			
1953	William "Dinty" Moore	William Deale	8-2	7-1	1-1	0-0			
1954	William "Dinty" Moore	John Jones Jr.	10-0	7-0	3-0	0-0			Wingate Memorial Champion
1955	William "Dinty" Moore	Simon Ulcickas Jr.	9-1	5-1	4-0	0-0			
1956	William "Dinty" Moore	Mattison Burt Jr.	7-3	6-1	1-2	0-0			
1957	William "Dinty" Moore	Shannon Heyward	7-2	5-1	2-1	0-0			
1958	William "Dinty" Moore	Edward Britton III	6-4	5-2	1-2	0-0			
1959	Willis Bilderback	Ed Gibbons	6-3-1	3-2-1	3-1	0-0			
1960	Willis Bilderback	Richard Pariseau	10-1	7-1	3-0	0-0			Wingate Memorial Champion
1961	Willis Bilderback	Neil Reich	9-2	6-2	3-0	0-0			Wingate Memorial Champion (2 teams)
1962	Willis Bilderback	Roger Kisiel	10-1	7-1	3-0	0-0			Wingate Memorial Champion
1963	Willis Bilderback	George Tracy	8-1	5-1	3-0	0-0			Wingate Memorial Champion
1964	Willis Bilderback	Pete Taylor	10-0	7-0	3-0	0-0			Wingate Memorial Champion
1965	Willis Bilderback	Brian Lantier	12-0	9-0	3-0	0-0			Wingate Memorial Champion
1966	Willis Bilderback	Owen McFadden	11-1	8-1	3-0	0-0			Wingate Memorial Champion
1967	Willis Bilderback	Al Davey	9-2	7-1	2-1	0-0			Wingate Memorial Champion (3 teams)
1968	Willis Bilderback	John McIntosh, Malcolm Ogilvie	7-3-1	7-1	0-2-1	0-0			
1969	Willis Bilderback	Dennis Yatras	10-3	8-2	2-1	0-0			
1970	Willis Bilderback	Harry MacLaughlin	11-1	7-1	4-0	0-0			Wingate Memorial Champion (3 teams)

2025 NAVY MEN'S LACROSSE

YEAR-BY-YEAR RECORD

Year	Coach	Captain	Overall Record	H	A	N	Conf. Record	Conf. Finish	Postseason
1971 — Inaugural NCAA Lacrosse Championship									
1971	Willis Bilderback	Karl Schwelm	10-4	7-2	2-2	1-0			NCAA Semifinals
1972	Willis Bilderback	Dennis Supko	8-4	4-2	4-2	0-0			NCAA Quarterfinals
1973	Dick Szlasa	John Pili	8-5	6-2	2-3	0-0			NCAA Quarterfinals
1974	Dick Szlasa	Joe Avveduti	7-5	5-2	2-3	0-0			NCAA Quarterfinals
1975	Dick Szlasa	John Lawlor	10-5	5-1	5-3	0-1			NCAA Finalist
1976	Dick Szlasa	Bill Mueller, Steve Soules	10-3	7-1	3-2	0-0			NCAA Semifinals
1977	Dick Szlasa	Jeff Long, Bill Stulb	10-5	5-2	5-3	0-0			NCAA Semifinals
1978	Dick Szlasa	Brian McCormack, Jim Shulson	11-3	6-1	5-2	0-0			NCAA Semifinals
1979	Dick Szlasa	Mike Chanenchuk, Mike Hannan	9-4	4-1	5-3	0-0			NCAA Semifinals
1980	Dick Szlasa	Mike Buzzell, Ernie Styron	7-4	4-4	3-0	0-0			NCAA Quarterfinals
1981	Dick Szlasa	Jim Bianchi, Mike McLaughlin	7-5	2-3	5-2	0-0			NCAA Semifinals
1982	Dick Szlasa	David Jones, John Korn	6-5	4-2	2-3	0-0			NCAA Quarterfinals
1983	Bryan Matthews	Robert Bianchi, Rich Hayes	5-6	4-0	1-6	0-0			
1984	Bryan Matthews	Tom Calabrese, Neil Duffy	6-6	4-3	2-3	0-0			
1985	Bryan Matthews	Chris Adams	5-6	2-3	3-3	0-0			
1986	Bryan Matthews	Glen Miles	8-4	3-2	5-2	0-0			NCAA Quarterfinals
1987	Bryan Matthews	Bob Wehman	9-4	7-1	2-3	0-0			NCAA Quarterfinals
1988	Bryan Matthews	Jim Darcy	8-5	3-3	5-2	0-0			NCAA Quarterfinals
1989	Bryan Matthews	Joe Schweitzer	8-5	6-1	2-4	0-0			NCAA Quarterfinals
1990	Bryan Matthews	Brian Keith	7-4	4-2	3-2	0-0			
1991	Bryan Matthews	John Duthie	5-6	3-3	2-3	0-0			
1992	Bryan Matthews	Sean Donnelly	8-5	3-3	5-2	0-0			NCAA First Round
1993	Bryan Matthews	John Tierney	8-4	4-2-0	4-2	0-0			NCAA First Round
1994	Bryan Matthews	Tommy Roszko	7-6	5-3-0	2-3	0-0			NCAA First Round
1995	Richie Meade	Rob Bailey	6-6	4-2-0	2-4	0-0			
1996	Richie Meade	Brian Hay	4-8	4-3-0	0-5	0-0			
1997	Richie Meade	Chris Messineo	6-6	4-3-0	2-3	0-0			
1998	Richie Meade	Howie Meehan	7-6	5-2-0	2-4	0-0			
1999	Richie Meade	J.L. Reppert	7-7	6-2-0	1-4	0-1			NCAA First Round
2000 — Navy joined the ECAC Lacrosse League									
2000	Richie Meade	Jon Brianas	9-4	4-1	4-3	1-0	5-1	2nd	
2001	Richie Meade	Michael Sheedy	8-5	5-3	3-2	0-0	4-2	3rd	
2002	Richie Meade	Eddie McKinnon	8-5	4-2	4-3	0-0	3-2	3rd	
2003	Richie Meade	Dan Kretz	6-7	4-4	2-3	0-0	1-4	T-5th	
2004 — Navy joined the Patriot League									
2004	Richie Meade	Thomas Morris	15-3	7-2	6-0	2-1	7-0	1st	NCAA Finalist
2005	Richie Meade	Seth DiNola	12-4	7-1	3-2	2-1	5-1	T-1st	NCAA Quarterfinals
2006	Richie Meade	Jon Birsner, Matt Russell	11-4	4-2	4-2	3-0	5-1	T-1st	NCAA First Round
2007	Richie Meade	Andrew Dow	11-4	7-1	3-3	1-0	6-0	1st	NCAA First Round
2008	Richie Meade	Jordan DiNola	10-6	4-3	5-1	1-2	5-1	T-1st	NCAA Quarterfinals
2009	Richie Meade	Andy Tormey	11-5	4-1	5-4	2-0	4-2	3rd	NCAA First Round
2010	Richie Meade	Anthony Arena	7-8	4-3	2-4	1-1	4-2	2nd	
2011	Richie Meade	Marty Gallagher	4-9	3-3	1-6	0-0	2-4	5th	
2012	Rick Sowell	Taylor Reynolds, Logan West	6-6	3-3	3-2	0-1	3-3	T-4th	
2013	Rick Sowell	Nolan Hickey	3-10	3-3	0-5	0-2	1-5	6th	
2014	Rick Sowell	Pat Kiernan, Matt Morrison	4-10	3-4	1-6	0-0	3-5	6th	
2015	Rick Sowell	Brendan Gaine	9-5	5-3	4-2	0-0	6-2	T-1st	
2016	Rick Sowell	Jules Godino, Patrick Keena	11-5	7-2	4-3	0-0	7-1	T-1st	NCAA Quarterfinals
2017	Rick Sowell	Chris Fennell, John Trainor	6-8	4-3	2-5	0-0	4-4	T-4th	
2018	Rick Sowell	DJ Plumer, Jack Ray	9-5	4-1	5-2	0-2	7-1	T-1st	
2019	Rick Sowell	Greyson Torain, Ryan Wade	6-7	4-5	2-2	0-0	4-4	T-5th	
2020*	Joe Amplo	Brad Alexander, Tom Evans	3-2	3-0	0-2	0-0	1-1	---	
2021^	Joe Amplo	Christian Daniel, Nick Franchuk	6-3	4-1	2-2	0-0	4-2	3rd (South Div.)	
2022	Joe Amplo	Nick Cole, Jack Sweeney	9-6	4-3	4-3	1-0	5-3	T-4th	
2023	Joe Amplo	Kyle Fairbanks, Patrick Skalniak	8-8	4-5	4-3	0-0	5-3	4th	
2023	Joe Amplo	Jackson Bonitz, Jackson Peters	9-7	6-3	3-3	0-1	5-3	T3rd	

*** Games sites for contests played between 1908 - 1922 were not documented***

* The worldwide battle with COVID-19 shortened the 2020 season / No Patriot League or NCAA Tournaments were played

^ In 2021, Patriot League was split into divisions to limit travel because of COVID-19



2025 NAVY MEN'S LACROSSE

ALL-TIME YEAR-BY-YEAR RESULTS

1908

Inaugural season under Breyer/Hudgins

Record: 1-2; Independent

Johns Hopkins	L	1-6
Harvard	L	1-7
Baltimore City	W	4-2

1909

Record: 2-2; Independent

Johns Hopkins	L	4-7
Mt. Washington L.C.	L	3-7
Harvard	W	6-3
Baltimore City	W	5-2

1910

Record: 6-1; Independent

Mt. Washington Jr.	W	6-0
Johns Hopkins	W	7-6
Mt. Washington L.C.	W	6-1
Harvard	L	0-1
Lehigh	W	4-2
Swarthmore	W	7-5
Carlisle	W	3-2

1911

Inaugural season under George Finlayson

Record: 4-2; Independent

Johns Hopkins	L	1-2
Cornell	W	12-0
Lehigh	W	7-2
Harvard	L	2-4
Mt. Washington L.C.	W	6-0
Swarthmore	W	7-1

1912

Record: 5-0-1; Independent

3-21	Baltimore City	W	4-2
3-28	Maryland Club	W	30-1
4-4	Lehigh	W	11-1
4-18	Swarthmore	T	6-6
5-4	Crescent A.C.	W	6-4
5-9	Mt. Washington L.C.	W	2-0

1913

Record: 4-2-2; Independent

Baltimore City	W	9-1
Walbrook A.C.	W	6-2
Lehigh	L	3-4
Johns Hopkins	T	4-4
Harvard	L	4-8
Swarthmore	T	5-5
Carlisle	W	5-2
Mt. Washington L.C.	W	8-0

1914

Record: 6-0-1; Independent

Lehigh	W	5-1
Baltimore City	W	5-0
Johns Hopkins	W	5-2
Swarthmore	W	6-0
Harvard	W	11-4
Carlisle	T	3-3
Penn	W	8-0

1915

Record: 4-3-1; Independent

Mt. Washington L.C.	L	1-2
Cornell	W	4-1
Baltimore City	W	10-1
Johns Hopkins	L	2-4
Harvard	L	1-2
Swarthmore	W	11-0
Penn	W	5-0
Carlisle	T	1-1

1916

Record: 6-1; Independent

Baltimore City	W	15-1
Cornell	W	5-2
Penn	W	6-2
Johns Hopkins	L	3-6
Harvard	W	6-3
Swarthmore	W	4-2
Mt. Washington L.C.	W	4-1

1917

Record: 2-0; Independent

Baltimore City	W	10-1
Penn	W	4-1

1918

Record: 4-0; Independent

Baltimore City	W	8-0
Swarthmore	W	2-0
Johns Hopkins	W	12-0
Carlisle	W	3-1

1919

Record: 5-0; Independent

Penn State	W	13-0
Johns Hopkins	W	5-3
Swarthmore	W	10-0
Lehigh	W	4-1
Syracuse	W	13-0

1920

Record: 9-0; Independent

Maryland State	W	11-1
Lehigh	W	9-1
Swarthmore	W	10-0
Harvard	W	5-2
Baltimore City	W	12-1
St. John's	W	5-0
Syracuse	W	7-1
Penn State	W	13-0
Hobart	W	2-0

1921

Record: 7-0; Independent

Maryland State	W	15-0
Penn	W	11-1
Harvard	W	11-0
Swarthmore	W	15-0
Cornell	W	15-2
Johns Hopkins	W	9-0
Penn State	W	18-0

1922

Record: 7-0; Independent

4-1	Maryland Club	W	16-0
4-8	Cornell	W	20-1
4-12	Penn	W	17-0
4-22	Lehigh	W	5-3
4-29	Penn State	W	13-0
5-6	Johns Hopkins	W	9-1
5-13	Mt. Washington L.C.	W	3-2

1923

Record: 8-0-1; Independent

Home: 8-0	Away: 0-0-1	Neutral: 0-0	
3-31	Stevens Inst. of Tech.	W	12-1
4-7	Mt. Washington L.C.	W	8-2
4-14	Maryland Club	W	4-2
4-21	Lehigh	W	10-1
4-28	Penn	W	5-1
5-2	St. John's	W	12-1
5-5	Penn State	W	12-2
5-12	Johns Hopkins	W	6-3
5-19	at Syracuse	T	2-2

1924

Record: 4-3; Independent

Home: 3-1	Away: 1-1	Neutral: 0-1	
4-12	& vs. Maryland	L	3-5
4-19	Stevens Inst. of Tech.	W	12-0
4-26	at Johns Hopkins	L	4-5
5-3	Penn	W	16-1
5-10	Penn State	W	14-0
5-17	Syracuse	L	1-2
5-31	at Army	W	5-0
& game played in Washington, D.C.			

& game played in Washington, D.C.

1925

Record: 8-0; Independent

Home: 7-0	Away: 1-0	Neutral: 0-0	
4-8	Stevens Inst. of Tech	W	14-0
4-11	Yale	W	11-0
4-18	New York U.	W	3-0
5-2	at Princeton	W	2-0
5-9	Johns Hopkins	W	8-1
5-16	Rutgers	W	6-3
5-23	Toronto	W	6-2
5-30	Army	W	3-2

1926

Record: 7-0; Independent

Home: 5-0	Away: 2-0	Neutral: 0-0	
4-3	New York U.	W	4-0
4-17	Lafayette	W	23-0
4-24	Lehigh	W	8-1
5-1	Rutgers	W	10-2
5-8	at Cornell	W	3-0
5-15	Onondaga Indians	W	14-3
5-29	at Army	W	3-2

1927

Record: 6-1; Independent

Home: 6-0	Away: 0-1	Neutral: 0-0	
4-2	New York U.	W	11-1
4-9	Cornell	W	11-1
4-16	Maryland	W	6-2
4-30	Randolph-Macon	W	7-1
5-7	at Johns Hopkins	L	5-6
5-14	Lehigh	W	18-1

2025 NAVY MEN'S LACROSSE

ALL-TIME YEAR-BY-YEAR RESULTS

5-28 Army W 6-1

1928

USILA National Champion

Program's First National Title

Record: 7-1-1; Independent

Home: 7-0-0 Away: 0-1-1 Neutral: 0-0

3-31	New York U.	W	7-3
4-14	Georgia Tech	W	14-1
4-21	Lehigh	W	11-0
4-25	Virginia	W	19-0
4-28	Colgate	W	14-1
5-5	at Maryland	L	2-3
5-12	Johns Hopkins	W	5-3
5-19	Randolph-Macon	W	9-2
6-2	at Army	T	4-4

1929

USILA National Champion

Record: 9-0; Independent

Home: 8-0 Away: 1-0 Neutral: 0-0

3-30	New York U.	W	11-0
4-6	Randolph-Macon	W	13-1
4-13	Lehigh	W	11-1
4-20	Lafayette	W	17-1
4-27	Georgia Tech	W	14-0
5-4	at Syracuse	W	6-3
5-11	Penn State	W	7-4
5-18	Penn	W	7-4
6-1	Maryland	W	4-3

1930

Record: 6-2; Independent

Home: 5-2 Away: 1-0 Neutral: 0-0

4-5	Oxford-Cambridge	L	4-5
4-19	Georgia Tech	W	23-1
4-26	Lafayette	W	13-0
5-3	Harvard	W	15-1
5-10	at Lehigh	W	6-1
5-17	Syracuse	W	4-0
5-24	Western Maryland	W	8-0
5-31	Maryland	L	1-5

1931

Record: 6-1; Independent

Home: 5-1 Away: 1-0 Neutral: 0-0

4-11	Western Maryland	W	10-0
4-18	Georgia Tech	W	24-1
4-25	Lafayette	W	11-0
5-2	Brown	W	12-2
5-9	Lehigh	W	18-1
5-16	at Harvard	W	12-1
5-30	Maryland	L	1-8

1932

Record: 5-2; Independent

Home: 4-2 Away: 1-0 Neutral: 0-0

4-9	Mt. Washington L.C.	L	4-5
4-16	Western Maryland	W	10-2
4-23	Lehigh	W	23-0
4-30	MIT	W	24-0
5-7	at Penn	W	9-2
5-14	Harvard	W	6-2
5-28	Maryland	L	2-4

1933

Record: 3-3-1; Independent

Home: 2-3-1 Away: 1-0-0 Neutral: 0-0

4-8	Harvard	T	6-6
4-15	Lehigh	W	16-2
4-22	Maryland	L	3-7
4-29	Penn	W	6-1
5-6	at Penn State	W	11-4
5-13	Mt. Washington L.C.	L	2-10
5-27	Army	L	5-8

1934

Record: 4-1-2; Independent

Home: 3-1-1 Away: 1-0-1 Neutral: 0-0

4-7	Penn	W	13-1
4-14	at Princeton	T	2-2
4-21	Penn State	W	13-3
4-28	Mt. Washington L.C.	L	4-11
5-5	Syracuse	W	11-8
5-12	Maryland	T	6-6
5-26	at Army	W	6-5

1935

Record: 4-3; Independent

Home: 3-3 Away: 1-0 Neutral: 0-0

4-6	Harvard	W	7-1
4-13	Princeton	L	3-4
4-27	Syracuse	W	16-10
5-4	at Yale	W	24-6
5-11	Maryland	L	5-6
5-18	Mt. Washington L.C.	L	4-14
6-1	Army	W	7-6

1936

Inaugural season under Dinty Moore

Record: 4-3; Independent

Home: 3-2 Away: 1-1 Neutral: 0-0

4-4	Harvard	W	8-2
4-11	at Princeton	W	8-5
4-25	Syracuse	W	8-6
5-2	Yale	W	8-3
5-9	Maryland	L	2-7
5-16	Mt. Washington L.C.	L	1-9
5-30	at Army	L	4-10

1937

Record: 4-3; Independent

Home: 3-3 Away: 1-0 Neutral: 0-0

4-3	Dartmouth	W	6-2
4-10	Harvard	W	19-2
4-17	Princeton	L	4-5
4-24	Yale	W	13-1
5-8	at Syracuse	W	15-3
5-15	Maryland	L	2-6
5-29	Army	L	5-6

1938

USILA National Champion

Record: 7-0; Independent

Home: 5-0 Away: 2-0 Neutral: 0-0

4-2	Dartmouth	W	11-4
4-9	Harvard	W	13-2
4-16	Princeton	W	8-3
4-23	at Yale	W	14-4
5-14	Maryland	W	8-7
5-21	Penn	W	14-0
5-28	at Army	W	10-3

1939

Record: 6-1; Independent

Home: 5-1 Away: 1-0 Neutral: 0-0

4-1	Dartmouth	W	11-3
4-8	Harvard	W	14-0
4-15	at Princeton	W	7-2
5-6	Loyola	W	14-4
5-13	Maryland	L	3-5
5-20	Penn	W	15-2
5-27	Army	W	5-4

1940

Record: 6-3; Independent

Home: 5-2 Away: 1-1 Neutral: 0-0

4-3	Dartmouth	W	13-3
4-6	Harvard	W	7-2
4-13	Penn State	W	10-1
4-20	Princeton	L	4-9
4-27	Yale	W	11-5
5-4	Syracuse	W	10-9
5-11	Maryland	L	3-12
5-18	at Penn	W	16-2
6-1	at Army	L	2-13

1941

Record: 6-2-1; Independent

Home: 6-1-1 Away: 0-1-0 Neutral: 0-0-0

3-29	Dartmouth	W	11-5
4-5	Harvard	W	12-0
4-12	Penn State	W	13-4
4-19	Hobart	W	17-4
4-26	at Princeton	L	4-13
5-3	Syracuse	W	14-9
5-10	Swarthmore	T	9-9
5-14	Penn	W	11-4
5-31	Army	L	5-7

1942

Record: 7-2; Independent

Home: 6-1 Away: 1-1 Neutral: 0-0

4-2	Dartmouth	W	9-8
4-4	Harvard	W	17-4
4-11	Penn State	W	8-5
4-18	Loyola	W	12-8
4-25	at Rutgers	W	10-6
5-2	Penn	W	18-0
5-9	Princeton	L	1-12
5-16	Cornell	W	7-2
5-27	at Army	L	3-6

1943

USILA National Champion

Record: 7-1; Independent

Home: 7-0 Away: 0-1 Neutral: 0-0

3-24	Drexel	W	20-6
4-3	Loyola	W	8-1
4-14	Johns Hopkins	W	7-4
4-24	Penn State	W	4-2
5-1	at Princeton	L	6-7
5-8	Maryland	W	9-8
5-15	Swarthmore	W	16-3
5-29	Army	W	12-5



2025 NAVY MEN'S LACROSSE

ALL-TIME YEAR-BY-YEAR RESULTS

1944				5-22	Lehigh	W	14-1	4-11	Penn State	W	19-1
Record: 6-2; Independent				5-29	at Army	W	10-9	4-18	Maryland	L	9-10
Home: 4-1 Away: 2-1 Neutral: 0-0											
4-1	City College of NY	W	27-0								
4-15	at Swarthmore	W	6-0								
4-22	Johns Hopkins L.C.	L	3-4								
4-29	Penn State	W	21-1								
5-6	Philadelphia L.C.	W	19-1								
5-13	at Johns Hopkins L.C.	W	5-4								
5-20	Princeton	W	15-1								
5-29	at Army	L	5-7								
1945											
USILA National Champion											
Record: 6-2-1; Independent											
Home: 5-1-1 Away: 1-1-0 Neutral: 0-0-0											
3-31	City College of NY	W	29-0								
4-14	Swarthmore	W	17-1								
4-21	Johns Hopkins L.C.	L	7-8								
4-28	at Penn State	W	20-0								
5-5	Cornell	W	20-1								
5-5	Dartmouth	W	14-0								
5-12	at Johns Hopkins L.C.	L	5-7								
5-19	Penn State	W	23-0								
5-26	Army	T	7-7								
1946											
USILA National Champion											
Record: 8-2; Independent											
Home: 6-2 Away: 2-0 Neutral: 0-0											
4-13	Swarthmore	W	13-0								
4-20	Johns Hopkins	L	12-9								
4-27	Penn State	W	14-4								
4-29	Duke	W	7-3								
5-1	Syracuse	W	20-4								
5-4	at Cornell	W	24-5								
5-11	Mt. Washington L.C.	L	9-10								
5-15	Maryland	W	11-4								
5-18	Cornell	W	25-4								
5-25	at Army	W	12-10								
1947											
Record: 7-3; Independent											
Home: 7-1 Away: 0-2 Neutral: 0-0											
3-31	Union College	W	29-0								
4-3	Dartmouth	W	19-5								
4-5	Harvard	W	15-1								
4-12	Maryland	W	10-9								
4-19	at Princeton	L	5-8								
4-26	Penn State	W	10-1								
5-3	Duke	W	10-4								
5-10	at Johns Hopkins	L	7-14								
5-17	Swarthmore	W	18-2								
5-24	Army	L	3-9								
1948											
Record: 8-3; Independent											
Home: 6-2 Away: 2-1 Neutral: 0-0											
3-31	Dartmouth	W	13-6								
4-3	Harvard	W	13-3								
4-10	Syracuse	W	14-2								
4-17	at Yale	W	13-2								
4-24	at Maryland	L	3-8								
4-28	Duke	L	8-14								
5-1	Penn State	W	9-3								
5-8	Johns Hopkins	L	8-9								
5-15	Princeton	W	5-4								
1949											
USILA National Champion											
Record: 11-0; Independent											
Home: 9-0 Away: 2-0 Neutral: 0-0											
4-4	Williams College	W	14-3								
4-6	Harvard	W	18-2								
4-9	Virginia	W	13-2								
4-13	Duke	W	13-7								
4-16	Yale	W	13-4								
4-23	Maryland	W	14-4								
4-30	at Penn State	W	19-7								
5-7	at Princeton	W	11-8								
5-14	Penn	W	20-4								
5-21	Swarthmore	W	18-3								
5-28	Army	W	14-5								
1950											
Record: 6-4; Independent											
Home: 4-2 Away: 2-2 Neutral: 0-0											
4-1	Washington College	W	10-5								
4-8	Harvard	W	15-0								
4-10	Duke	W	10-9								
4-15	Penn State	W	9-6								
4-22	at Maryland	W	6-5								
4-29	at Yale	L	1-5								
5-6	Princeton	L	6-11								
5-13	Johns Hopkins	L	4-8								
5-20	at Penn	W	18-2								
5-27	at Army	L	8-11								
1951											
Record: 5-5; Independent											
Home: 5-2 Away: 0-3 Neutral: 0-0											
3-28	Washington College	W	8-6								
4-4	Harvard	W	14-3								
4-7	Swarthmore	W	14-4								
4-14	Penn State	W	10-1								
4-21	Maryland	L	9-10								
4-28	at Duke	L	6-17								
5-5	at Princeton	L	7-16								
5-12	at Johns Hopkins	L	10-13								
5-19	Penn	W	18-2								
5-26	Army	L	5-11								
1952											
Record: 8-2; Independent											
Home: 6-1 Away: 2-1 Neutral: 0-0											
3-29	Washington College	W	12-7								
4-3	Dartmouth	W	12-3								
4-5	Harvard	W	8-7								
4-12	Penn State	W	21-0								
4-19	at Maryland	W	10-9								
4-26	Virginia	L	8-9								
5-3	Princeton	W	10-5								
5-10	Johns Hopkins	W	10-9								
5-17	at Penn	W	17-2								
5-24	at Army	L	4-15								
1953											
Record: 8-2; Independent											
Home: 7-1 Away: 1-1 Neutral: 0-0											
3-28	Washington College	W	13-5								
4-4	Harvard	W	13-1								
4-7	Virainia	W	8-7								
1954											
USILA National Champion											
Record: 10-0; Independent											
Home: 7-0 Away: 3-0 Neutral: 0-0											
4-3	Washington College	W	18-0								
4-8	Harvard	W	21-2								
4-10	at Virginia	W	14-3								
4-14	Penn State	W	23-1								
4-17	at Maryland	W	12-7								
4-24	Duke	W	17-3								
5-1	Princeton	W	13-4								
5-8	Johns Hopkins	W	12-3								
5-15	Penn	W	15-5								
5-29	at Army	W	9-3								
1955											
Record: 9-1; Independent											
Home: 5-1 Away: 4-0 Neutral: 0-0											
3-26	Washington College	W	13-4								
4-4	Harvard	W	21-3								
4-12	Duke	W	15-8								
4-16	at Penn State	W	16-2								
4-20	at Penn	W	23-1								
4-23	Virginia	W	17-5								
4-30	Maryland	L	8-9								
5-7	at Princeton	W	16-7								
5-14	at Johns Hopkins	W	13-3								
5-28	Army	W	6-2								
1956											
Record: 7-3; Independent											
Home: 6-1 Away: 1-2 Neutral: 0-0											
3-24	Washington College	W	18-10								
4-3	Syracuse	W	20-6								
4-7	Harvard	W	18-2								
4-14	Penn State	W	17-4								
4-21	Virginia	W	8-5								
4-28	at Maryland	L	5-10								
5-5	at Duke	W	23-4								
5-12	Johns Hopkins	L	6-8								
5-19	Princeton	W	14-4								
5-26	at Army	L	5-8								
1957											
Record: 7-2; Independent											
Home: 5-1 Away: 2-1 Neutral: 0-0											
3-30	Washington College	W	18-11								
4-6	Harvard	W	14-1								
4-13	Penn State	W	19-8								
4-20	Duke	W	21-0								
4-27	Maryland	L	4-5								
5-4	at Virginia	W	10-5								
5-11	at Johns Hopkins	L	6-15								
5-18	at Princeton	W	12-10								
6-1	Army	W	14-6								

2025 NAVY MEN'S LACROSSE

ALL-TIME YEAR-BY-YEAR RESULTS

1958

Record: 6-4; Independent

Home: 5-2 Away: 1-2 Neutral: 0-0

3-29	Washington College	W	17-8
4-9	Colgate	W	15-2
4-12	Penn State	W	18-2
4-19	Princeton	W	15-12
4-26	at Maryland	L	10-17
5-3	Virginia	L	14-15
5-10	Johns Hopkins	L	7-14
5-13	Duke	W	23-2
5-17	at Penn	W	18-0
5-31	at Army	L	12-17

1959

Inaugural season under Willis Bilderback

Record: 6-3-1; Independent

Home: 3-2-1 Away: 3-1-0 Neutral: 0-0-0

3-28	Rutgers	W	10-9
4-4	Washington College	W	8-6
4-11	at Penn State	W	29-3
4-18	at Princeton	L	7-8
4-25	Maryland	L	8-15
5-2	at Virginia	W	9-5
5-9	at Johns Hopkins	W	13-11
5-12	Duke	W	16-1
5-16	Baltimore	T	6-6
5-30	Army	L	6-11

1960

USILA National Champion

Record: 10-1; Independent

Home: 7-1 Away: 3-0 Neutral: 0-0

4-2	at Rutgers	W	15-2
4-6	Penn State	W	17-3
4-9	Washington College	W	19-0
4-16	Princeton	W	16-5
4-23	Virginia	W	9-2
4-30	at Maryland	W	15-14
5-7	Duke	W	18-5
5-14	Johns Hopkins	W	15-7
5-21	Baltimore	W	10-3
5-28	Mt. Washington L.C.	L	7-11
6-4	at Army	W	10-7

1961

USILA Co-National Champion

Record: 9-2; Independent

Home: 6-2 Away: 3-0 Neutral: 0-0

4-1	Rutgers	W	12-3
4-8	Penn State	W	16-5
4-12	Washington College	W	18-5
4-15	at Princeton	W	10-5
4-22	at Virginia	W	8-7
4-29	Maryland	W	9-7
5-6	Duke	W	17-2
5-13	at Johns Hopkins	W	15-9
5-20	Baltimore	W	12-10
5-27	Mt. Washington L.C.	L	10-15
6-3	Army	L	8-10

1962

USILA National Champion

Record: 10-1; Independent

Home: 7-1 Away: 3-0 Neutral: 0-0

3-31	at Rutgers	W	17-6
4-7	Harvard	W	17-4

4-14	Princeton	W	13-3
4-21	Virginia	W	11-8
4-28	at Maryland	W	22-12
5-2	Washington College	W	16-1
5-5	Duke	W	16-2
5-12	Johns Hopkins	W	16-11
5-19	Baltimore	W	15-8
5-26	Baltimore L.C.	L	13-16
6-2	at Army	W	8-5

1963

USILA National Champion

Record: 8-1; Independent

Home: 5-1 Away: 3-0 Neutral: 0-0

3-30	Rutgers	W	13-3
4-6	Washington College	W	12-2
4-13	at Princeton	W	9-6
4-20	at Virginia	W	10-3
4-27	Maryland	W	17-9
5-4	Duke	W	15-2
5-11	at Johns Hopkins	W	10-5
5-18	Baltimore	W	19-7
6-1	Army	L	9-11

1964

USILA National Champion

Record: 10-0; Independent

Home: 7-0 Away: 3-0 Neutral: 0-0

3-28	at Rutgers	W	20-3
4-4	Washington College	W	13-4
4-11	Princeton	W	16-1
4-18	Duke	W	16-2
4-25	at Maryland	W	11-7
5-2	Virginia	W	12-4
5-9	Johns Hopkins	W	15-3
5-16	Baltimore	W	16-4
5-23	Philadelphia L.C.	W	18-8
5-30	at Army	W	9-4

1965

USILA National Champion

Record: 12-0; Independent

Home: 9-0 Away: 3-0 Neutral: 0-0

4-3	Mt. Washington L.C.	W	11-10
4-7	Harvard	W	16-1
4-10	at Princeton	W	17-9
4-17	Duke	W	19-2
4-24	Maryland	W	13-7
4-28	Washington College	W	22-1
5-1	at Hofstra	W	19-2
5-8	at Johns Hopkins	W	15-6
5-15	Virginia	W	13-5
5-22	Baltimore	W	22-5
5-29	Philadelphia L.C.	W	14-5
6-5	Army	W	18-7

1966

USILA National Champion

Record: 11-1; Independent

Home: 8-1 Away: 3-0 Neutral: 0-0

4-2	Washington College	W	18-3
4-6	Baltimore L.C.	W	15-4
4-9	Princeton	W	14-9
4-16	Mt. Washington L.C.	L	11-12
4-23	at Maryland	W	11-9
4-27	Hofstra	W	11-2
4-30	at Virginia	W	14-3

5-7	Duke	W	22-3
5-14	Johns Hopkins	W	12-7
5-21	Baltimore	W	18-2
5-28	Philadelphia L.C.	W	15-2
6-4	at Army	W	16-7

1967

USILA Tri-National Champion

Record: 9-2; Independent

Home: 7-1 Away: 2-1 Neutral: 0-0

4-1	Syracuse	W	18-4
4-5	Harvard	W	15-1
4-8	at Princeton	W	12-6
4-15	Mt. Washington L.C. (2OT)	L	8-9
4-22	Maryland	W	10-8
4-29	at Virginia	W	8-3
5-4	Australian All-Stars	W	17-14
5-13	at Johns Hopkins	L	6-9
5-20	Baltimore	W	19-2
5-27	Philadelphia L.C.	W	15-4
6-3	Army	W	7-5

1968

Record: 7-3-1; Independent

Home: 7-1 Away: 0-2-1 Neutral: 0-0

3-30	Syracuse	W	14-0
4-3	Harvard	W	14-3
4-6	at Mt. Washington L.C.	L	5-10
4-13	Princeton	W	8-6
4-20	at Maryland	L	3-5
4-27	Virginia	W	12-6
5-4	University Club	W	9-7
5-11	Johns Hopkins	L	3-11
5-18	Baltimore	W	15-1
5-25	Philadelphia L.C.	W	11-2
6-1	at Army	T	7-7

1969

Record: 10-3; Independent

Home: 8-2 Away: 2-1 Neutral: 0-0

3-26	Denison	W	22-2
3-29	Carling L.C.	L	8-10
4-2	Harvard	W	17-8
4-5	Mt. Washington L.C.	W	15-4
4-12	at Princeton	L	8-10
4-19	Maryland	W	7-6
4-26	at Virginia	W	6-5
5-3	Hofstra	W	11-0
5-10	at Johns Hopkins	W	9-6
5-14	Washington College	W	8-3
5-17	Baltimore	W	23-1
5-24	Philadelphia L.C.	W	9-6
5-31	Army	L	4-14

1970

USILA Tri-National Champion

Record: 11-1; Independent

Home: 7-1 Away: 4-0 Neutral: 0-0

3-28	Carling L.C.	W	5-4
4-1	Harvard	W	9-7
4-4	at Mt. Washington L.C.	W	6-4
4-11	Princeton	W	9-3
4-18	Maryland	W	6-3
4-25	Virginia	W	11-7
5-2	at Hofstra	W	9-4
5-9	Johns Hopkins	L	7-9
5-13	at Washington College	W	12-3



2025 NAVY MEN'S LACROSSE

ALL-TIME YEAR-BY-YEAR RESULTS

5-16	Baltimore	W	19-0
5-23	Philadelphia L.C.	W	15-1
5-30	at Army	W	8-7

1971

NCAA Tournament Qualifier

Record: 10-4; Independent

Home: 7-2 Away: 2-2 Neutral: 1-0

3-17	Yale	W	8-4
4-3	Mt. Washington L.C.	L	4-10
4-7	Harvard	W	8-4
4-10	at Princeton	W	15-4
4-17	Washington & Lee	W	10-8
4-24	at Virginia	L	7-11
5-1	Hofstra	W	8-5
5-8	! vs. Johns Hopkins	W	9-6
5-12	Washington College	W	20-4
5-15	Baltimore	W	13-4

NCAA Quarterfinals (Charlottesville, Va.)

5-22	at Virginia	W	9-6
5-25	Maryland	W	10-5

NCAA Semifinals (College Park, Md.)

5-29	at Maryland	L	7-10
6-6	Army	L	4-7

! game played in Houston, Texas

1972

NCAA Tournament Qualifier

Record: 8-4; Independent

Home: 4-2 Away: 4-2 Neutral: 0-0

3-22	at Washington College	W	18-3
3-25	at Maryland	L	10-12
4-1	at Cornell	W	12-9
4-6	Harvard	W	16-3
4-12	Baltimore	W	16-3
4-15	at Washington & Lee	W	19-8
4-22	Virginia	W	12-10
4-29	Johns Hopkins	L	3-17
5-3	Rutgers	W	7-6
5-6	at Hofstra	W	8-3
5-13	at Army	L	8-9

NCAA Quarterfinals (Annapolis, Md.)

5-20	Cortland State (2OT)	L	9-10
------	----------------------	---	------

1973

NCAA Tournament Qualifier

Inaugural season under Dick Szlasa

Record: 8-5; Independent

Home: 6-2 Away: 2-3 Neutral: 0-0

3-17	Dartmouth	W	16-2 ----
3-21	#14 Washington College	W	14-5 4
3-24	#15 Cortland State	W	11-6 4
3-31	#9 Cornell	W	5-4 4
4-4	Harvard	W	21-4 4
4-7	at Princeton	W	19-5 4
4-14	#3 Maryland	L	7-14 4
4-21	at #3 Virginia	L	9-11 4
4-25	at #7 Rutgers	W	6-4 4
4-28	#6 Hofstra	L	9-10 4
5-5	at #1 Johns Hopkins	L	7-12 6
5-12	#5 Army	W	8-5 7

NCAA Quarterfinals (Lexington, Va.)

5-19	at #4 Wash. & Lee (3OT)	L	12-13 6
------	-------------------------	---	---------

1974

NCAA Tournament Qualifier

Record: 7-5; Independent

Home: 5-2 Away: 2-3 Neutral: 0-0

3-16	Dartmouth	W	23-4 6
3-20	UMBC	W	16-7 4
3-23	#5 Washington & Lee	L	10-13 4
3-30	at #6 Cornell	L	11-17 5
4-6	at #7 Hofstra	W	17-6 6
4-13	#12 Princeton	W	19-5 6
4-20	at #1 Maryland	L	7-12 6
4-24	#8 Rutgers	W	12-8 6
4-27	#5 Virginia	L	9-13 6
5-4	#2 Johns Hopkins	W	13-12 6
5-11	at #13 Army	W	12-9 6

NCAA Quarterfinals (Lexington, Va.)

5-18	at #3 Washington & Lee	L	9-11 6
------	------------------------	---	--------

1975

National Runner-Up

NCAA Tournament Qualifier

Record: 10-5; Independent

Home: 5-1 Away: 5-3 Neutral: 0-1

3-19	at UMBC	L	9-10 5
3-22	Towson	W	13-9 5
3-26	at #6 North Carolina	W	11-4 5
3-28	at #8 Washington & Lee	W	14-8 5
4-5	#2 Cornell	L	7-16 5
4-12	at #8 Princeton	L	14-15 5
4-16	at #8 Rutgers	W	8-6 7
4-19	#5 Hofstra	W	15-10 7
4-26	#4 Maryland	W	10-9 5
5-3	at #3 Virginia	W	15-11 4
5-10	at #1 Johns Hopkins	L	11-16 3

NCAA Quarterfinals (Annapolis, Md.)

5-21	#6 Penn	W	17-6 3
------	---------	---	--------

NCAA Semifinals (Ithaca, N.Y.)

5-24	at #2 Cornell	W	15-12 3
------	---------------	---	---------

NCAA Final (Baltimore, Md.)

5-31	vs. #4 Maryland	L	13-20 3
6-1	#12 Army	W	10-5 3

1976

NCAA Tournament Qualifier

Record: 10-3; Independent

Home: 7-1 Away: 3-2 Neutral: 0-0

3-20	Rutgers	W	14-10 ----
3-27	#7 Washington & Lee	W	8-7 4
4-3	UMBC	W	13-9 4
4-7	at Washington College	W	12-11 3
4-10	#13 Princeton	W	10-8 3
4-14	#3 North Carolina	W	10-4 T3
4-17	at #7 Hofstra	W	17-13 3
4-24	at #2 Maryland	L	10-14 3
5-1	#6 Virginia	W	15-12 3
5-8	#5 Johns Hopkins	L	10-18 3

NCAA Quarterfinals (Annapolis, Md.)

5-19	#5 North Carolina	W	13-9 4
------	-------------------	---	--------

NCAA Semifinals (College Park, Md.)

5-23	at #1 Maryland	L	11-22 4
5-30	at #16 Army	W	18-10 4

1977

NCAA Tournament Qualifier

Record: 10-5; Independent

Home: 5-2 Away: 5-3 Neutral: 0-0

3-19	Rutgers	L	7-9 ----
3-23	Washington College	W	9-6 7
3-25	at #6 Washington & Lee	W	13-12 7
3-27	#19 Dartmouth	W	17-7 7
4-2	at UMBC	W	22-10 6
4-5	#15 Delaware	W	17-8 6
4-9	at #11 Princeton	W	12-9 6
4-16	#8 Hofstra	W	15-7 6
4-23	#2 Maryland	L	13-16 5
4-30	at #7 Virginia	W	12-8 5
5-7	at #3 Johns Hopkins	L	11-17 4
5-13	at #5 Penn	L	12-19 4

NCAA Quarterfinals (Philadelphia, Pa.)

5-17	at #4 Penn	W	14-12 6
------	------------	---	---------

NCAA Semifinals (Ithaca, N.Y.)

5-21	at #1 Cornell	L	6-22 6
6-4	#9 Army	W	14-7 6

1978

NCAA Tournament Qualifier

Record: 11-3; Independent

Home: 6-1 Away: 5-2 Neutral: 0-0

3-18	Rutgers	W	13-7 ----
3-29	at Washington College	W	14-6 4
4-1	UMBC	W	15-8 4
4-5	#8 Penn	W	15-7 4
4-8	#15 Princeton	W	16-8 4
4-11	at #15 Delaware	W	18-10 4
4-15	at #9 Syracuse	W	14-10 4
4-22	at #2 Maryland	L	13-16 4
4-29	#5 Virginia	W	15-8 4
5-6	#2 Johns Hopkins	L	11-22 4
5-13	at #13 North Carolina	W	16-11 4

NCAA Quarterfinals (Annapolis, Md.)

5-17	#5 Army	W	16-13 4
------	---------	---	---------

NCAA Semifinals (Ithaca, N.Y.)

5-20	at #1 Cornell	L	7-13 4
6-3	at #5 Army	W	16-15 4

1979

NCAA Tournament Qualifier

Record: 9-4; Independent

Home: 4-1 Away: 5-3 Neutral: 0-0

3-17	at Rutgers	L	15-16 ----
3-28	Washington College	W	14-6 7
3-31	at UMBC	W	13-12 7
4-4	at Penn	W	14-9 7
4-7	at #15 Princeton	W	15-4 7
4-11	at Hofstra	W	19-12 7
4-14	#6 Syracuse	W	18-11 7
4-21	#2 Maryland	L	12-17 5
4-29	at #4 Virginia	W	11-8 5
5-5	at #1 Johns Hopkins	L	10-17 5
5-8	#7 Army	W	10-9 4

NCAA Quarterfinals (Annapolis, Md.)

5-16	#10 Massachusetts	W	16-14 3
------	-------------------	---	---------

NCAA Semifinals (College Park, Md.)

5-19	at #2 Maryland	L	10-15 3
------	----------------	---	---------

2025 NAVY MEN'S LACROSSE

ALL-TIME YEAR-BY-YEAR RESULTS

1980							4-30	at #1 Johns Hopkins	L	8-13	10
NCAA Tournament Qualifier											
Record: 7-4; Independent											
Home: 4-4 Away: 3-0 Neutral: 0-0											
3-19	at Washington College					W	14-7	3			
3-22	#11 Syracuse					L	8-11	3			
3-29	UMBC					W	19-14	9			
4-2	Penn					W	24-6	9			
4-5	#14 Princeton					W	9-6	9			
4-13	#12 Hofstra					W	14-9	7			
4-19	at #5 Maryland					W	11-9	7			
4-26	#1 Virginia					L	9-12	5			
5-3	#2 Johns Hopkins					L	8-13	5			
NCAA Quarterfinals (Annapolis, Md.)											
5-21	#9 North Carolina					L	11-18	4			
5-24	at #6 Army					W	12-10	4			
1981											
NCAA Tournament Qualifier											
Record: 7-5; Independent											
Home: 2-3 Away: 5-2 Neutral: 0-0											
3-14	Rutgers					L	11-14	----			
3-18	Washington College					W	20-9	----			
3-21	at Syracuse					L	10-14	----			
3-28	at UMBC					W	13-8	----			
4-1	at #9 Penn					W	8-7	8			
4-4	at Princeton					W	14-9	8			
4-12	#12 Army					L	8-9	6			
4-18	#8 Maryland					W	16-15	6			
4-26	at #4 Virginia					W	13-12	6			
5-2	#1 Johns Hopkins					L	6-9	6			
NCAA Quarterfinals (West Point, N.Y.)											
5-20	at #3 Army					W	16-10	6			
NCAA Semifinals (Chapel Hill, N.C.)											
5-23	at #2 North Carolina					L	8-17	6			
1982											
NCAA Tournament Qualifier											
Record: 6-5; Independent											
Home: 4-2 Away: 2-3 Neutral: 0-0											
3-13	at Washington & Lee (OT)					W	11-10	----			
3-17	at Washington College					L	10-14	----			
3-20	Syracuse					W	12-11	----			
3-27	#13 UMBC					W	12-8	8			
3-31	Penn					W	8-7	7			
4-3	#14 Princeton					W	14-9	7			
4-14	at #3 Army (OT)					W	12-11	6			
4-17	at #7 Maryland					L	10-12	6			
4-24	#3 Virginia					L	15-26	7			
5-1	#3 Johns Hopkins					L	7-12	8			
NCAA Quarterfinals (Chapel Hill, N.C.)											
5-19	at #1 North Carolina					L	2-16	9			
1983											
Inaugural season under Bryan Matthews											
Record: 5-6; Independent											
Home: 4-0 Away: 1-6 Neutral: 0-0											
3-12	Washington & Lee					W	13-7	----			
3-16	at Hofstra					L	10-14	----			
3-19	at Syracuse					L	9-17	----			
3-23	Washington College					W	13-9	12			
3-26	at #15 UMBC					L	6-10	12			
3-30	at #10 Penn					W	13-9	NR			
4-2	at Princeton					L	12-14	NR			
4-9	#4 Army					W	10-9	NR			
4-16	#7 Maryland					W	10-9	15			
4-23	at #4 Virginia					L	10-14	11			
1984											
Record: 6-6; Independent											
Home: 4-3 Away: 2-3 Neutral: 0-0											
3-10	at Washington & Lee					W	13-9	----			
3-14	at Washington College					W	12-1	----			
3-17	Duke					W	14-5	----			
3-21	#14 UMBC					W	16-10	8			
3-24	at #4 North Carolina					L	4-11	8			
3-28	#11 Penn					L	3-5	9			
3-31	Princeton					W	9-5	9			
4-7	at #5 Army					L	6-9	9			
4-14	at #12 Maryland					L	9-14	8			
4-21	#4 Virginia					W	7-6	11			
4-28	#2 Johns Hopkins					L	6-9	8			
5-12	#14 Hofstra					L	13-14	11			
1985											
Record: 5-6; Independent											
Home: 2-3 Away: 3-3 Neutral: 0-0											
3-9	UMBC (OT)					W	9-8	----			
3-13	Washington College					L	9-10	----			
3-16	at Duke					W	13-6	----			
3-23	North Carolina					L	11-15	----			
3-27	at #7 Penn (OT)					L	10-11	13			
3-30	at #11 Princeton					W	15-10	13			
4-6	#8 Army					L	6-10	10			
4-13	#6 Maryland					W	7-5	13			
4-20	at #4 Virginia					L	6-12	12			
4-27	at #1 Johns Hopkins					L	10-24	13			
5-11	at Hofstra					W	20-9	NR			
1986											
NCAA Tournament Qualifier											
NCAA First Round Bye											
Record: 8-4; Independent											
Home: 3-2 Away: 5-2 Neutral: 0-0											
3-4	at Rutgers					W	14-12	----			
3-8	at UMBC					W	11-6	----			
3-12	at Washington College					W	15-7	----			
3-15	Yale					W	16-11	----			
3-22	at Delaware					W	16-12	----			
3-26	Penn					W	12-11	4			
3-29	Princeton					W	19-7	4			
4-5	at #12 Army					W	12-4	4			
4-12	at #2 Maryland					L	8-11	4			
4-19	#6 Virginia					L	6-10	4			
4-26	#1 Johns Hopkins					L	11-14	6			
NCAA Quarterfinals (Charlottesville, Va.)											
5-19	at #3 Virginia					L	9-12	6			
1987											
NCAA Tournament Qualifier											
Record: 9-4; Independent											
Home: 7-1 Away: 2-3 Neutral: 0-0											
3-4	Rutgers					W	7-6	----			
3-7	UMBC					W	14-4	----			
3-11	Washington College					W	9-6	----			
3-14	Yale					W	15-10	----			
3-21	Delaware					W	21-10	----			
3-25	at #12 Penn					L	9-11	3			
3-28	at Princeton					W	11-8	3			
4-4	#11 Army (OT)					W	10-9	7			
4-11	#1 Maryland					L	5-17	6			
4-18	at #13 Virginia					W	15-13	6			
4-25	at #6 Johns Hopkins					L	9-10	3			
1988											
NCAA Tournament Qualifier											
Record: 8-5; Independent											
Home: 3-3 Away: 5-2 Neutral: 0-0											
3-5	at UMBC					W	13-6	----			
3-12	at Rutgers					L	4-9	----			
3-16	Washington College					W	17-7	----			
3-19	Yale					L	7-10	----			
3-26	at Delaware					W	19-7	NR			
3-30	#10 Penn					L	10-11	15			
4-2	Princeton					W	11-4	15			
4-9	at Army					W	6-5	14			
4-16	at #7 Maryland (2OT)					W	8-7	14			
4-23	#6 Virginia					W	7-5	12			
4-30	#2 Johns Hopkins					L	7-10	7			
NCAA First Round (Cambridge, Mass.)											
5-18	at #10 Harvard					W	10-9	7			
NCAA Quarterfinals (Syracuse, N.Y.)											
5-21	at #1 Syracuse					L	5-23	7			
1989											
NCAA Tournament Qualifier											
Record: 8-5; Independent											
Home: 6-1 Away: 2-4 Neutral: 0-0											
3-4	at Washington College					W	15-9	----			
3-11	Rutgers					W	11-8	----			
3-18	at Penn					W	12-11	----			
3-21	#10 Yale					W	15-7	3			
3-25	Delaware					W	13-6	3			
3-29	UMBC					W	11-5	3			
4-1	at Duke					L	8-10	3			
4-8	Army					W	12-1	6			
4-15	#4 Maryland					L	5-6	5			
4-22	at #15 Virginia					L	7-8	5			
4-29	at #1 Johns Hopkins					L	5-7	8			
NCAA First Round (Annapolis, Md.)											
5-17	#10 Penn					W	12-11	8			
NCAA Quarterfinals (Syracuse, N.Y.)											
5-22	at #1 Syracuse					L	11-18	8			
1990											
Record: 7-4; Independent											
Home: 4-2 Away: 3-2 Neutral: 0-0											
3-3	Washington College					W	16-4	8			
3-10	at #15 Rutgers					L	9-11	8			
3-17	#11 Penn					W	16-10	8			
3-21	Princeton (2OT)					L	8-9	8			
3-28	at UMBC					W	16-6	13			
3-31	Duke					W	12-8	13			
4-3	at Delaware					W	16-8	12			
4-7	at #18 Army					W	19-9	12			
4-14	at #12 Maryland					L	6-18	11			
4-21	#4 Virginia					W	10-7	13			
4-28	#11 Johns Hopkins					L	4-6	10			
1991											
Record: 5-6; Independent											
Home: 3-3 Away: 2-3 Neutral: 0-0											
3-3	at #3 Virginia					L	7-14	10			
3-9	#12 Rutgers					L	6-13	10			
3-16	at #17 Penn					W	8-7	10			
3-20	Washington College					W	17-5	10			

2025 NAVY MEN'S LACROSSE

ALL-TIME YEAR-BY-YEAR RESULTS

3-23	#20 Delaware	W	16-8	16
3-30	at #18 Duke	W	9-8	12
4-6	#14 Army (2OT)	L	10-11	10
4-13	#7 Maryland	L	6-10	13
4-17	Georgetown	W	13-6	15
4-20	at #9 Towson	L	8-15	15
4-27	at #7 Johns Hopkins	L	11-15	15

1992

NCAA Tournament Qualifier

Record: 8-5; Independent

Home: 3-3 Away: 5-2 Neutral: 0-0

2-29	at Penn State	L	9-16	----
3-8	Virginia	L	9-10	----
3-15	Penn	W	9-3	----
3-18	at Washington College	W	13-4	----
3-21	Duke	W	11-8	----
3-25	at #18 Delaware	W	13-8	12
3-28	at Stony Brook	W	11-2	12
4-4	at #14 Army	L	7-12	10
4-11	at #7 Maryland	W	11-3	13
4-15	at #18 Georgetown	W	12-4	9
4-18	#5 Towson	W	12-2	9
4-25	#6 Johns Hopkins	L	12-22	7

NCAA First Round (Annapolis, Md.)

5-9	#10 Yale	L	3-9	8
-----	----------	---	-----	---

1993

NCAA Tournament Qualifier

Record: 8-4; Independent

Home: 4-2 Away: 4-2 Neutral: 0-0

2-27	#17 Penn State	W	11-9	11
3-6	at #5 Virginia	L	7-9	11
3-20	at #8 Duke	W	12-11	11
3-24	at #20 Penn	W	14-11	7
3-27	#19 Delaware	W	11-7	7
4-3	#9 Army	W	10-8	8
4-10	#13 Maryland	L	10-11	8
4-14	#17 Georgetown	W	11-7	8
4-17	at #13 Towson	W	8-7	8
4-24	at #4 Johns Hopkins	L	8-11	8
5-1	at Stony Brook	W	13-5	8

NCAA First Round (Annapolis, Md.)

5-15	#9 Loyola	L	8-19	6
------	-----------	---	------	---

1994

NCAA Tournament Qualifier

Record: 7-6; Independent

Home: 5-3 Away: 2-3 Neutral: 0-0

2-26	Air Force	W	19-3	----
3-1	Washington College	W	20-10	7
3-5	#5 Virginia	L	7-14	7
3-12	Penn (OT)	W	13-12	7
3-19	#9 Duke	L	9-14	7
3-26	at #16 Delaware	W	14-7	12
4-2	at Army	W	10-9	10
4-9	at #8 Maryland	L	4-11	10
4-13	at #13 Georgetown	L	9-11	12
4-16	#7 Towson	W	13-12	12
4-22	#6 Johns Hopkins	L	11-12	11
4-30	Stony Brook	W	12-6	11

NCAA First Round (Providence, R.I.)

5-14	at #8 Brown	L	5-12	11
------	-------------	---	------	----

1995

Inaugural season under Richie Meade

Record: 6-6; Independent

Home: 4-2 Away: 2-4 Neutral: 0-0

2-25	UMBC	W	16-13	----
3-1	at Washington College	W	12-1	----
3-4	at #3 Virginia	L	13-24	11
3-11	at Penn	W	16-6	11
3-18	at #9 Duke	L	9-11	11
3-25	#20 Delaware	W	11-6	13
3-31	Army	W	13-11	12
4-8	#3 Maryland	L	11-19	12
4-12	#12 Georgetown	L	13-14	13
4-15	at #19 Towson	L	7-14	13
4-22	at #1 Johns Hopkins	L	8-16	17
4-29	Stony Brook	W	10-6	18

1996

Record: 4-8; Independent

Home: 4-3 Away: 0-5 Neutral: 0-0

2-24	UMBC	W	14-13	----
2-28	Washington College	W	12-4	----
3-2	at North Carolina	L	7-24	----
3-9	Penn	W	10-6	18
3-16	#10 Duke	L	4-15	18
3-23	at Delaware	L	7-13	20
3-30	at #14 Georgetown	L	12-14	NR
4-3	#17 Bucknell	L	5-6	NR
4-6	at #2 Maryland	L	10-11	NR
4-13	#15 Towson	W	9-8	NR
4-19	#5 Johns Hopkins	L	11-18	NR
4-27	at #16 Army	L	8-15	NR

1997

Record: 6-6; Independent

Home: 4-3 Away: 3-2 Neutral: 0-0

2-22	at UMBC	W	11-10	----
2-26	Washington College	W	7-6	----
3-2	North Carolina	W	13-12	----
3-8	at Penn	W	9-8	10
3-16	at #11 Duke	L	9-12	4
3-22	#19 Delaware	W	18-10	8
3-28	#9 Georgetown	L	8-13	6
4-2	Bucknell	W	17-7	10
4-5	#4 Maryland	L	5-10	10
4-12	at Towson	L	6-14	13
4-19	at #4 Johns Hopkins	L	5-24	13
4-25	#13 Army	L	12-14	19

1998

Record: 7-6; Independent

Home: 5-2 Away: 2-4 Neutral: 0-0

2-21	at UMBC	W	15-12	----
2-28	at North Carolina	L	7-17	----
3-7	Penn	W	12-11	17
3-11	Radford	W	11-5	14
3-15	#7 Duke	L	6-7	14
3-21	#16 Delaware	W	18-7	17
3-24	Air Force	W	10-7	12
3-28	at #10 Georgetown	L	7-9	12
4-4	at #1 Maryland	L	7-21	14
4-10	at #9 Hofstra	L	8-9	17
4-14	Mount St. Mary's	W	16-8	18
4-17	#3 Johns Hopkins	L	14-15	18
4-25	at #22 Army	W	11-5	18

1999

NCAA Tournament Qualifier

Record: 7-7; Independent

Home: 6-2 Away: 1-4 Neutral: 0-1

2-27	UMBC	L	3-9	----
3-6	North Carolina	W	8-6	----
3-13	at #20 Penn	W	12-8	10
3-16	Radford	W	19-3	11
3-21	at #3 Duke	L	4-9	11
3-25	Air Force	W	16-4	10
3-28	at #8 Delaware	L	8-11	10
4-3	#7 Georgetown (OT)	W	12-11	12
4-10	#7 Maryland	L	5-6	9
4-16	at #12 Hofstra	L	7-8	10
4-20	Mount St. Mary's	W	11-7	13
4-24	at #2 Johns Hopkins	L	1-11	13
5-1	Army	W	11-9	14

NCAA First Round (Providence, R.I.)

5-15	vs. #8 Hofstra	L	7-15	13
------	----------------	---	------	----

2000

Inaugural season in the ECAC Lacrosse League

Record: 9-4; 5-1 ECAC Lacrosse League

Home: 4-1 Away: 4-3 Neutral: 1-0

2-26	* at UMBC	W	11-2	----
3-4	at North Carolina (OT)	L	10-11	----
3-7	Radford	W	13-3	11
3-11	*= vs. #13 Massachusetts	W	6-3	11
3-18	* at Rutgers	W	11-8	10
3-25	* Stony Brook	W	16-4	10
3-29	Air Force	W	17-2	9
4-1	* at #7 Georgetown	L	10-14	9
4-8	at #7 Maryland	L	5-6	11
4-14	* #20 Penn State	W	12-5	12
4-18	at Mount St. Mary's	W	13-5	10
4-22	#8 Johns Hopkins (OT)	L	6-7	10
4-29	at Army	W	10-8	10

*ECAC Lacrosse League Game

=game played at Rutgers (Piscataway, N.J.)

2001

Record: 8-5; 4-2 ECAC Lacrosse League

Home: 5-3 Away: 3-2 Neutral: 0-0

2-24	* UMBC (OT)	L	8-9	----
3-3	North Carolina	L	10-11	----
3-10	* at #9 Massachusetts	L	8-11	19
3-17	* Rutgers	W	11-9	NR
3-21	Radford	W	14-7	20
3-24	* at Stony Brook	W	14-6	20
3-27	at Lehigh	W	13-4	20
4-1	* #3 Georgetown	W	11-4	20
4-7	#6 Maryland	L	5-6	12
4-14	* at #17 Penn State (OT)	W	10-9	13
4-17	Mount St. Mary's	W	16-3	13
4-21	at #6 Johns Hopkins	L	11-13	13
4-27	#19 Army	W	10-4	13

*ECAC Lacrosse League Game

2002

Record: 8-5; 3-2 ECAC Lacrosse League

Home: 4-2 Away: 4-3 Neutral: 0-0

2-16	Saint Joseph's	W	16-2	----
2-23	* atUMBC	W	11-4	----
3-2	at North Carolina (6OT)	L	10-11	----
3-9	* #14 Massachusetts	L	10-13	12
3-16	* at Rutgers	W	6-3	14
3-23	Stony Brook (3OT)	W	11-10	14

2025 NAVY MEN'S LACROSSE

ALL-TIME YEAR-BY-YEAR RESULTS

3-26	Lehigh	W	7-4	14
3-30	* at #6 Georgetown	L	7-14	14
4-5	at #6 Maryland	L	5-6	16
4-12	* #17 Penn State	W	9-7	15
4-16	at Mount St. Mary's	W	10-5	14
4-20	#2 Johns Hopkins	L	8-9	14
4-27	at Army	W	9-6	14

*ECAC Lacrosse League Game

2003

Record: 6-7 Overall; 1-4 ECAC Lacrosse League

Home: 4-4 Away: 2-3 Neutral: 0-0				
2-15	Marist (3 Qtrs.)	W	12-1	----
2-22	at Ohio State	W	13-10	----
2-28	North Carolina (4OT)	W	9-8	----
3-8	* at #7 Massachusetts	L	9-10	9
3-15	* #13 Rutgers	L	8-13	10
3-22	at Stony Brook	W	10-6	12
3-25	Air Force	L	6-8	12
3-30	* #4 Georgetown (OT)	L	3-4	12
4-5	#4 Maryland	L	7-9	16
4-12	* at Penn State	L	4-5	15
4-15	* #10 UMBC	W	13-10	NR
4-19	at #1 Johns Hopkins	L	3-17	NR
4-26	#16 Army	W	12-11	NR

*ECAC Lacrosse League Game

2004

National Runner-Up

NCAA Tournament Qualifier

Patriot League Regular-Season Champion

Patriot League Tournament Champion

Inaugural Season in the Patriot League

Record: 15-3; 7-0 Patriot League

Home: 7-2 Away: 6-0 Neutral: 2-1				
2-21	* at Lafayette	W	14-1	----
2-28	Ohio State	L	9-12	----
3-5	at #4 North Carolina (OT)	W	9-8	NR
3-13	* Bucknell	W	11-5	15
3-16	* Hobart	W	13-8	15
3-20	* vs. Colgate	W	21-6	9
3-27	* at #9 Army	W	18-10	8
4-3	at #4 Georgetown	W	7-5	6
4-10	at #1 Maryland	W	9-6	4
4-16	* Lehigh	W	16-7	2
4-18	* Holy Cross	W	23-5	2
4-24	#1 Johns Hopkins (OT)	L	9-10	2
Patriot League Tournament (Annapolis, Md.)				
4-30	+ Colgate	W	15-5	2
5-2	+ #19 Hobart	W	9-8	2
NCAA First Round (Annapolis, Md.)				
5-16	#13 Penn	W	11-5	2
NCAA Quarterfinals (Ithaca, N.Y.)				
5-23	at #7 Cornell	W	6-5	2
NCAA Semifinals/Final (Baltimore, Md.)				
5-29	vs. #8 Princeton	W	8-7	2
5-31	vs. #4 Syracuse	L	13-14	2

*Patriot League Game

=game played at UCF (Orlando Fla.)

2005

NCAA Tournament Qualifier

Patriot League Regular-Season Co-Champion

Patriot League Tournament Champion

Record: 12-4; 5-1 Patriot League

Home: 7-1 Away: 3-2 Neutral: 2-1				
2-19	^ vs. Providence	W	9-2	----
2-26	at Ohio State	W	11-5	----
3-5	North Carolina	W	9-6	----
3-12	* at Bucknell (OT)	L	7-8	2
3-15	* Lafayette	W	14-1	6
3-19	* vs. Colgate	W	11-6	6
3-25	* at Lehigh	W	11-5	T6
3-27	* at Holy Cross	W	8-5	T6
4-2-3	+ #7 Georgetown	L	6-11	6
4-8	#6 Maryland	W	9-8	8
4-16	* #4 Army	W	12-9	T6
4-23	at #1 Johns Hopkins (OT)	L	8-9	5

Patriot League Tournament (Annapolis, Md.)

4-29	Lehigh	W	10-6	5
5-1	#9 Army	W	15-8	4

NCAA First Round (Annapolis, Md.)

5-14	#16 Delaware	W	9-7	3
------	--------------	---	-----	---

NCAA Quarterfinals (Baltimore, Md.)

5-21	vs. #6 Virginia	L	8-10	3
------	-----------------	---	------	---

*Patriot League Game

^game played at Branford HS (Branford, Conn.)

=game played at UCF (Orlando Fla.)

+game suspended due to death of official Scott Boyle following the first quarter of play, resumed the following day at Rip Miller Field

2006

NCAA Tournament Qualifier

Patriot League Regular-Season Co-Champion

Patriot League Tournament Champion

Record: 11-4; 5-1 Patriot League

Home: 4-2 Away: 4-2 Neutral: 3-0				
2-18	at Saint Joseph's	W	12-2	----
2-24	Ohio State	W	9-3	----
3-4	at North Carolina	W	11-3	----
3-11	* vs. Bucknell	W	9-5	4
3-15	* Lafayette	W	11-6	4
3-18	* at Colgate	L	3-6	4
3-24	* Lehigh	W	9-4	8
3-26	* Holy Cross	W	17-3	8
4-1	#5 Georgetown	L	5-9	8
4-8	at #4 Maryland	W	7-6	11
4-15	* at #16 Army	W	11-10	5
4-22	#12 Johns Hopkins	L	8-9	4

Patriot League Tournament (Hamilton, N.Y.)

4-28	vs. Lehigh	W	9-2	8
4-30	vs. #17 Army	W	8-5	8

NCAA First Round (Washington, D.C.)

5-14	at #5 Georgetown	L	7-9	9
------	------------------	---	-----	---

*Patriot League Game

= First 4 Invitational (San Diego, Calif.)

2007

NCAA Tournament Qualifier

Patriot League Regular-Season Champion

Patriot League Tournament Champion

Record: 11-4; 6-0 Patriot League

Home: 7-1 Away: 3-3 Neutral: 1-0				
2-17	Saint Joseph's	W	10-3	9
2-24	* at Lafayette	W	9-4	9
3-2	#5 North Carolina	W	19-8	12
3-10	* at Lehigh	W	9-5	6
3-13	Canisius	W	13-5	5
3-17	* vs. Holy Cross	W	12-2	5
3-21	* Colgate	W	15-10	4
3-25	* at #16 Bucknell	W	6-3	4
3-31	at #7 Georgetown	L	9-10	4
4-6	#11 Maryland (2OT)	L	7-8	6
4-14	* Army	W	12-9	8
4-21	at #7 Johns Hopkins	L	9-10	9

Patriot League Tournament (Annapolis, Md.)

4-27	Army	W	12-1	10
4-29	Colgate	W	15-9	10

NCAA First Round (Chapel Hill, N.C.)

5-12	at #9 North Carolina	L	8-12	8
------	----------------------	---	------	---

*Patriot League Game

= game played at Ford Stadium (Dallas, Texas)

2008

NCAA Tournament Qualifier

Patriot League Co-Regular-Season Champion

Record: 10-6; 5-1 Patriot League

Home: 4-3 Away: 5-1 Neutral: 1-2				
2-9	VMI	W	10-2	12
2-16	at Ohio State (OT)	W	8-7	12
2-23	^ vs. #6 Cornell (OT)	L	7-8	12
2-29	Mount St. Mary's	W	12-5	10
3-8	* at Lafayette	W	8-5	10
3-11	* Lehigh	W	14-3	11
3-15	* vs. Holy Cross	W	16-3	11
3-19	* #12 Bucknell (OT)	W	4-3	8
3-23	* at Colgate	W	8-3	8
3-29	#4 Georgetown (OT)	L	10-11	10
4-4	at #3 Maryland	W	5-4	9
4-12	* at #17 Army	L	6-9	6
4-19	#7 Johns Hopkins	L	5-12	10

Patriot League Tournament (West Point, N.Y.)

4-25	vs. Colgate	L	9-12	14
------	-------------	---	------	----

NCAA First Round (Chapel Hill, N.C.)

5-10	at #9 North Carolina	W	8-7	14
------	----------------------	---	-----	----

NCAA Quarterfinals (Annapolis, Md.)

5-17	#4 Johns Hopkins	L	4-10	14
------	------------------	---	------	----

*Patriot League Game

^ game played at Mitchel Athletic Complex (Uniondale, N.Y.)

= game played at Texas Stadium (Dallas, Texas)

2009

NCAA Tournament Qualifier

Patriot League Tournament Champion

Record: 11-5; 4-2 Patriot League

Home: 4-1 Away: 5-4 Neutral: 2-0				
2-7	VMI	W	13-5	12
2-14	#19 Ohio State	W	8-6	12
2-20	at #6 North Carolina	L	8-9	9
2-28	* at Bucknell	L	7-8	12
3-3	at Mount St. Mary's	W	6-2	16
3-7	* Lafayette	W	14-9	16
3-10	* at Lehigh	W	10-8	T15
3-14	* at Holy Cross	W	10-5	T15



2025 NAVY MEN'S LACROSSE

ALL-TIME YEAR-BY-YEAR RESULTS

3-21	*	Colgate	L	9-10	15
3-28		at Georgetown	W	10-8	16
4-3		#8 Maryland	W	10-4	17
4-11	*=	vs. Army	W	8-4	13
4-18		at #9 Johns Hopkins	L	7-15	11

Patriot League Tournament (Lewisburg, Pa.)

4-24		vs. #17 Colgate (3OT)	W	9-8	11
4-26		at #15 Bucknell	W	9-8	11

NCAA First Round (Durham, N.C.)

5-9		at #3 Duke	L	5-14	12
-----	--	------------	---	------	----

**Patriot League Game*

= game played at M&T Bank Stadium (Baltimore, Md.)

2010

Record: 7-8; 4-2 Patriot League

Home: 4-3 Away: 2-4 Neutral: 1-1

2-13		VMI	W	16-5	11
2-20		#15 Loyola (OT)	L	7-8	11
2-25		#4 North Carolina	L	4-11	16
3-2	*	at Lehigh	W	8-3	NR
3-6	*	Bucknell (OT)	W	8-7	NR
3-12	*	at #15 Lafayette	L	8-15	17
3-16		at Towson	L	9-10	NR
3-20	*	Holy Cross	W	12-3	NR
3-27	*	at Colgate (OT)	W	10-9	NR
4-2		#13 Georgetown (OT)	L	12-13	NR
4-10		at #4 Maryland	L	9-11	NR
4-17	*=	vs. Army	L	6-7	NR
4-24		#17 Johns Hopkins (OT)	W	9-8	NR

Patriot League Tournament (West Point, N.Y.)

4-30		vs. Lafayette	W	11-9	NR
5-2		at Army	L	8-11	NR

**Patriot League Game*

= game played at M&T Bank Stadium (Baltimore, Md.)

2011

Record: 4-9; 2-4 Patriot League

Home: 3-3 Away: 1-6 Neutral: 0-0

2-12		VMI	W	14-8	NR
2-19		at #14 Loyola	L	8-9	NR
2-25		at #12 North Carolina	L	8-10	NR
3-1	*	at Lehigh	L	10-14	NR
3-7	*	at Bucknell (2OT)	L	11-12	NR
3-12	*	Lafayette	W	15-6	NR
3-15		Towson	W	14-11	NR
3-19	*	at Holy Cross	W	8-3	NR
3-26	*	Colgate	L	4-5	NR
4-1		at Georgetown	L	8-9	NR
4-8		#7 Maryland	L	4-10	NR
4-16	*	#17 Army	L	9-14	NR
4-23		at #2 Johns Hopkins	L	5-14	NR

**Patriot League Game*

2012

Inaugural season under Rick Sowell

Record: 6-6; 3-3 Patriot League

Home: 3-3 Away: 3-2 Neutral: 0-1

2-12		VMI	W	14-7	NR
2-19	=	vs. Jacksonville	L	7-13	NR
2-25		#4 North Carolina	L	8-9	NR
3-3	*	Bucknell	L	9-14	NR
3-10	*	at Lafayette	W	12-7	NR
3-13		at Towson	W	10-6	NR
3-17	*	Holy Cross	W	13-7	NR
3-24	*	at #12 Colgate	W	12-11	NR
3-30	*	#7 Lehigh	L	4-9	NR
4-6		at #12 Maryland	L	6-13	NR

4-14	*	at Army	L	6-9	NR
4-21		#6 Johns Hopkins	W	8-2	NR

**Patriot League Game*

= game played at EverBank Field (Jacksonville, Fla.)

2013

Record: 3-10; 1-5 Patriot League

Home: 3-3 Away: 0-5 Neutral: 0-2

2-9		VMI	W	20-7	NR
2-15		Detroit	W	11-7	NR
2-19		at #15 Fairfield	L	9-10	NR
2-24		at Georgetown (OT)	L	8-9	NR
3-2	*	at Bucknell	L	2-11	NR
3-9	*	Lafayette	W	12-11	NR
3-12		Towson	L	7-8	NR
3-17	^A	vs. Holy Cross	L	5-7	NR
3-23	*=	vs. Colgate	L	3-11	NR
3-30	*	at #18 Lehigh	L	7-12	NR
4-5		#1 Maryland	L	8-11	NR
4-13	*	Army	L	7-14	NR
4-20		at #11 Johns Hopkins	L	4-15	NR

**Patriot League Game*

^ game played at CitiField (Flushing, N.Y.)

= game played at M&T Bank Stadium (Baltimore, Md.)

2014

Record: 4-10; 3-5 Patriot League

Home: 3-4 Away: 1-6 Neutral: 0-0

2-8		VMI	W	18-5	NR
2-15		Georgetown (OT)	L	8-9	NR
2-22	*	at Bucknell	L	6-9	NR
3-1	*	Holy Cross	W	21-12	NR
3-7	*	Lafayette	W	11-3	NR
3-11		at Towson	L	9-14	NR
3-15	*	at #15 Lehigh	L	2-13	NR
3-22	*	Colgate	L	7-10	NR
3-29	*	at Boston U.	W	13-7	NR
4-5	*	#1 Loyola (2OT)	L	6-7	NR
4-12	*	at Army	L	7-14	NR
4-18		#6 Johns Hopkins	L	5-6	NR

Patriot League Quarterfinals (Bethlehem, Pa.)

4-22		at #18 Lehigh	L	6-10	NR
------	--	---------------	---	------	----

5-3		at #8 Maryland	L	6-12	NR
-----	--	----------------	---	------	----

**Patriot League Game*

2015

Patriot League Regular-Season Co-Champion

Record: 9-5; 6-2 Patriot League

Home: 5-3 Away: 4-2 Neutral: 0-0

2-8		VMI	W	21-7	NR
2-14		#8 Maryland	L	1-8	NR
2-21	*	Bucknell	L	7-8	NR
2-28	*	at #19 Holy Cross	W	7-6	NR
3-3		Towson (3OT)	W	8-7	NR
3-7		at #17 Johns Hopkins	L	8-13	NR
3-10	*	at Lafayette	W	18-4	NR
3-14	*	Lehigh	W	13-12	NR
3-21	*	at Colgate	W	7-6	NR
3-28	*	Boston U.	W	14-6	NR
4-4	*	at #20 Loyola	L	7-17	18
4-11	*	#13 Army	W	10-7	NR

Patriot League Semifinals (Annapolis, Md.)

4-24		Army	L	7-11	15
------	--	------	---	------	----

5-2		at Air Force	W	9-8	NR
-----	--	--------------	---	-----	----

**Patriot League Game*

2016

NCAA Tournament Qualifier

Patriot League Regular-Season Co-Champion

Record: 11-5; 7-1 Patriot League

Home: 7-2 Away: 4-3 Neutral: 0-0

2-6		Air Force	W	10-6	18
2-9		#5 Johns Hopkins (2OT)	L	11-12	18
2-21		Delaware	W	5-1	16
2-27	*	at Boston U. (2OT)	L	9-10	16
3-5	*	at Bucknell	W	13-6	NR
3-19	*	#15 Loyola	W	10-9	NR
3-22	*	Lafayette	W	11-4	16
3-26	*	at Lehigh	W	12-7	16
4-2	*	Holy Cross	W	12-3	13
4-9	*	Colgate	W	16-9	9
4-16	*	at #20 Army (OT)	W	11-10	9
4-19		at #5 Maryland	L	5-10	7
4-22		Sacred Heart	W	7-1	7

Patriot League Semifinals (Annapolis, Md.)

4-29		Army	L	3-9	7
------	--	------	---	-----	---

NCAA First Round (New Haven, Conn.)

5-15		at #3 Yale	W	13-10	15
------	--	------------	---	-------	----

NCAA Quarterfinals (Providence, R.I.)

5-21		at #4 Brown	L	10-11	15
------	--	-------------	---	-------	----

**Patriot League Game*

2017

Record: 6-8; 4-4 Patriot League

Home: 4-3 Away: 2-5 Neutral: 0-0

2-7		at #8 Johns Hopkins	L	8-15	10
2-11		#2 Maryland	L	12-15	10
2-18		at Delaware	W	11-5	17
2-25	*	Boston U.	L	7-8	18
3-4	*	Bucknell	W	13-7	NR
3-7		at #10 Penn	L	9-11	NR
3-11	*	at Lafayette	L	8-9	NR
3-18	*	at #17 Loyola	L	7-18	NR
3-21		Dartmouth	W	11-6	NR
3-25	*	Lehigh	W	14-9	NR
4-2	*	at Holy Cross	W	11-4	NR
4-8	*	at Colgate	L	4-10	NR
4-15	*	#8 Army	W	10-6	NR

Patriot League Quarterfinals (Annapolis, Md.)

4-25		Holy Cross	L	7-11	NR
------	--	------------	---	------	----

**Patriot League Game*

2018

Patriot League Regular-Season Co-Champion

Record: 9-5; 7-1 Patriot League

Home: 4-1 Away: 5-2 Neutral: 0-2

2-4		at Jacksonville	L	7-12	NR
2-10		at #1 Maryland	L	4-10	NR
2-17		UMBC	W	7-5	NR
2-24	*	at Boston University	W	10-8	NR
3-3	*	at #20 Bucknell	W	13-8	NR
3-6	^	vs. #17 Penn	L	3-11	NR
3-10	*	Lafayette	W	15-5	NR
3-17	*	#9 Loyola	L	9-15	NR
3-24	*	at #14 Lehigh	W	10-7	NR
3-31	*	Holy Cross	W	5-4	NR
4-7	*	Colgate	W	12-10	NR
4-14	*	at Army	W	9-8	NR
4-21		at #9 Syracuse	W	13-12	16

Patriot League Semifinals (Baltimore, Md.)

4-27		vs. Lehigh (OT)	L	9-10	13
------	--	-----------------	---	------	----

**Patriot League Game*

^ game played at William G. Tierney Field (Sparks, Md.)

2025 NAVY MEN'S LACROSSE

ALL-TIME YEAR-BY-YEAR RESULTS

2019

Record: 6-7; 4-4 Patriot League

Home: 4-5 Away: 2-2 Neutral: 0-0

2-9	Vermont	W	13-8	NR
2-15	UMBC	W	11-6	NR
2-23	#3 Maryland	L	9-14	NR
3-2	* Bucknell	W	14-8	NR
3-5	Princeton	L	11-19	20
3-9	* at Lafayette	W	12-7	20
3-16	* at #9 Loyola	L	5-18	NR
3-23	* #17 Lehigh	L	8-15	NR
3-30	* at Holy Cross	L	9-12	NR
4-6	* at Colgate	W	16-11	NR
4-13	* #20 Army (OT)	L	8-9	18
4-20	#9 Syracuse	L	9-18	16
4-26	* #16 Boston University	W	13-12	NR

**Patriot League Game*

2020

Inaugural season under Joe Amplo

Record: 3-2; 1-1 Patriot League

Home: 3-0 Away: 0-2 Neutral: 0-0

2-7	Manhattan	W	9-4	NR
2-15	Furman	W	19-3	NR
2-18	at #18 Richmond	L	9-12	NR
2-29	* at #19 Lehigh	L	6-14	NR
3-7	* Colgate	W	16-14	NR

**Patriot League Game*

+Season shortened due to COVID-19 pandemic

2021

Record: 6-3; 4-2 Patriot League (2-2 South Div.)

Home: 4-1 Away: 2-2 Neutral: 0-0

2-20	Mount St. Mary's	W	8-5	RV
2-28	Jacksonville	W	13-6	19
3-28	* Bucknell	W	13-10	18
4-3	* #15 Loyola	L	10-14	17
4-10	* at #8 Lehigh	L	7-13	RV
4-17	* at #15 Loyola	W	14-12	RV
4-24	* #10 Army	W	9-4	16
5-1	* at Lafayette	W	14-10	13

Patriot League Quarterfinals (Baltimore, Md.)

5-4	at #16 Loyola	L	9-16	15
-----	---------------	---	------	----

**Patriot League Game*

+Played a divisional Patriot League schedule due to COVID-19 pandemic

2022

Record: 9-6; 5-3 Patriot League

Home: 4-3 Away: 4-3 Neutral: 1-0

2-5	Mount St. Mary's	L	9-11	RV
2-12	Mercer	W	15-5	NR
2-18	at Hofstra	W	13-6	RV
2-20	vs. Manhattan	W	9-6	RV
2-26	High Point	L	13-14	RV
3-5	* at Lehigh	L	7-11	NR
3-13	* Colgate	W	11-10	NR
3-18	at #18 Johns Hopkins	W	11-10	NR
3-26	* Holy Cross	W	14-8	RV
4-2	* at #14 Boston U.	L	9-17	NR
4-9	* Loyola	L	7-18	NR
4-16	* at Lafayette	W	9-5	NR
4-23	* at #6 Army (OT)	W	12-11	NR
4-29	* Bucknell	W	13-6	RV

Patriot League Quarterfinals (Bethlehem, Pa.)

5-3	at Lehigh	L	8-14	RV
-----	-----------	---	------	----

**Patriot League Game*

2023

Record: 8-8; 5-3 Patriot League

Home: 4-5 Away: 4-3 Neutral: 0-0

2-4	Mount St. Mary's	W	13-7	RV
2-5	Queens	W	19-5	RV
2-11	at Hofstra	W	13-12	RV
2-18	Manhattan	L	5-6	RV
2-25	at High Point	L	13-14	NR
3-4	* Lehigh	L	10-13	NR
3-11	* at Colgate	L	8-17	NR
3-17	#9 Johns Hopkins	L	9-12	NR
3-21	at #7 Villanova	L	6-17	NR
3-25	* at Holy Cross	W	13-8	RV
3-31	* #17 Boston U.	W	10-8	NR
4-7	* at #13 Loyola	W	11-10	NR
4-15	* Lafayette	W	9-6	RV
4-22	* #9 Army	L	6-11	RV
4-28	* at Bucknell	W	12-9	NR

Patriot League Quarterfinals (Annapolis, Md.)

5-2	Loyola	L	7-12	NR
-----	--------	---	------	----

**Patriot League Game*

2024

Record: 9-7; 5-3 Patriot League

Home: 6-3 Away: 3-3 Neutral: 0-1

2-3	Mount St. Mary's	W	19-6	NR
2-10	Hofstra	W	16-8	RV
2-17	at Towson	L	5-17	RV
2-24	#12 Penn State	L	3-13	NR
3-2	* at Boston U.	W	16-9	NR
3-9	* at Lehigh	L	10-12	NR
3-15	at #8 Johns Hopkins (OT)	W	10-9	NR
3-19	Villanova	L	7-14	RV
3-23	* Holy Cross	W	17-7	RV
3-30	* #17 Colgate	W	10-9	RV
4-6	* at Lafayette	W	10-9	RV
4-13	* at #12 Army	L	8-13	RV
4-19	* Loyola	L	10-12	RV
4-26	* Bucknell (OT)	W	13-12	RV

Patriot League Quarterfinals (Annapolis, Md.)

4-30	Loyola	W	12-10	NR
------	--------	---	-------	----

Patriot League Semifinals (West Point, N.Y.)

5-3	vs. Lehigh	L	8-12	NR
-----	------------	---	------	----

**Patriot League Game*



2025 NAVY MEN'S LACROSSE

BILDERBACK-MOORE NAVY LACROSSE HALL OF FAME

Welcome to Navy-Marine Corps Memorial Stadium, the premier college lacrosse facility in the country. When it comes to success, few schools can match the storied tradition the Naval Academy men's lacrosse team has experienced over the last 100 years. And it is here, in the Bilderback-Moore Navy Lacrosse Hall of Fame, where visitors have the opportunity to learn of the Mids' overwhelming accomplishments, as well as the heroics played out both on and off the field.

The people and events that have shaped the Navy lacrosse program are remembered in the newly-opened facility, along with the stories of some of the greatest teams ever to play the game. Additionally, two of the most successful coaches in the annals of the lacrosse record books, Willis Bilderback, the all-time winningest coach in college lacrosse, and Dinty Moore, are paid homage. Both Bilderback and Moore are brought to life by Richard Stravitz's four-foot sculptures depicting the two men, for whom the hall of fame is named, and their journeys as Navy's head coach.

While many programs can lay claim to having the greatest fan base in college lacrosse, it is the Naval Academy that has graduates covering all points of the United States and abroad. And it is here in this exhibit that we recognize the Navy faithful, the extended members of the Navy family and those who wear the Navy Blue and Gold proudly.

Whether you are a long-time Navy fan, a newcomer to the Navy family or simply a visitor, we trust that you will find this exhibit to be enlightening. We are pleased you are here and encourage you to return.

The Bilderback-Moore Navy Lacrosse Hall of Fame is divided into three rooms on the second floor of Navy-Marine Corps Memorial Stadium — the Hall of Heroes and Champions, made possible by a leadership gift from Ed Gibbons, Class of '59; the Hall of Players and Coaches, made possible by a leadership gift from Charlie Guy, Class of '46; and the Hall of Championships, the focal point of the exhibit, which includes the James H.H. Carrington Room, made possible by a leadership gift from Nancy and Steve Crown.

HALL OF CHAMPIONSHIPS

- Upon entrance into the Bilderback-Moore Navy Lacrosse Hall of Fame, the visitor is treated to the James H.H. Carrington Room in the Hall of Championships. The room features replica trophies and write-ups about Navy's 17 National Championship teams, while an N-Star wall lists every Army-Navy lacrosse game and a painted and dated ball for each Navy victory.
- The focal points of the room are the four quadrants that are themed — Academy, Commitment, Legacy and Brotherhood. Displays associated with each theme tell a story about Navy lacrosse and the traits that separate and distinguish Navy from any other collegiate lacrosse program in the country. Accompanying each quadrant is a large screen television with a short video that tells the story through the men who embody the spirit and have lived the life of a Navy lacrosse player and member of the Navy or Marine Corps.
- Some of the memorabilia includes a Navy jersey worn into space recently by former Navy lacrosse player Bob Curbeam; the letter sweaters of All-Americans and brothers Harry and the late Don MacLaughlin; an L.A. Riptide jersey, helmet and gloves signed by six former Navy lacrosse players who played for the MLL finalists in 2007; cards created by Willis Bilderback with plays drawn up on them; the Oxnard Trophy, Navy's version of the MVP trophy; and multiple examples of how the Stick Doctor, Tommy Adams, changed the world of lacrosse with his innovative equipment.
- The James H.H. Carrington Room honors Navy's only three-sport All-American, Jim Carrington, Class of '48, and features multiple artifacts, including his bathrobe with stars representing wins over Army in swimming, lacrosse and football, his letter sweater, the Naval Academy Athletic Association's Sword for Men and a pair of binoculars awarded in lieu of the sword due to war time.

HALL OF CHAMPIONS AND HEROES

- The Wall of Valor lists the names of former Navy lacrosse players whose honor and courage serve as a reminder that it is their contribution and service that provides us the freedoms we enjoy today. Along with the Wall of Valor is a short film that features former Navy lacrosse standouts who talk about their experience as a member of the Navy lacrosse team, as well as an officer in the Navy and Marine Corps.
- The Hall of Champions and Heroes also recognizes the 275 different men who have received All-America recognition over the last 100-plus years. Along with the names of the men who have received All-America kudos, hang the sticks of some of the memorable recipients, including three-time honoree Chris Fennell, a member of the Class of

2017.

- Twenty-three men have been national award winners over the years, including two-time Kelly Award winner Dennis Wedekind, whose stick appears in the hall of fame.
- Navy's 15 National Hall of Fame members, along with three former Team USA standouts are also highlighted. Three-time All-American Andy Ross donated his Team USA jersey, gloves and helmet, while three-time Turnbull Award winner Jimmy Lewis is enshrined in the National Hall of Fame and provided his stick to the hall.
- On loan from US Lacrosse and displayed in the Hall of Champions and Heroes are the Schmeisser Award and the Kelly Award. Nine different Navy players have received the Schmeisser Award, while five Midshipmen keepers have won the Kelly Award, including two-time recipient Mickey Jarboe in 1999 and '00.
- A kiosk is located in the middle of the room that features a data base of all former Navy lacrosse players. Visitors can call up their favorite players and see their stats or view team photos and rosters by year.
- The bronze sculpture of Willis Bilderback is also housed in this section of the hall of fame.

HALL OF PLAYERS AND COACHES

- This section primarily highlights Navy lacrosse today and includes a benched area to sit and watch a short film about the rise of Navy's lacrosse program - a visually stimulating story about what it means to put a Navy lacrosse uniform on and represent the nation.
- As in the Hall of Champions and Heroes, a kiosk is available in this section that is dedicated to the current year's team, featuring a roster, player statistics and the team photo.
- Navy's success within the Patriot League is showcased, along with all four of the tournament trophies it has won since joining the conference in 2004.
- Memorabilia from Navy's coaches of yesterday and today are featured, including Dinty Moore's bathrobe decked out in stars representing wins over Army, Willis Bilderback's jacket he wore on the sidelines and Dick Szlasa's Morris Touchstone Memorial Award as the nation's coach of the year in 1975.
- The bronze sculpture of Dinty Moore is also housed in this section of the hall of fame.
- More than 40 different Navy lacrosse players have been recipients of Naval Academy Awards, including the Naval Academy Athletic Association's Sword for Men, the Thompson Trophy Cup and the Calvert Award. Their names are enscined within the walls of the Hall of Players and Coaches.

SUPPORTING THE BILDERBACK-MOORE NAVY LACROSSE HALL OF FAME

Individuals who desire to make gifts of support for the Bilderback-Moore Navy Lacrosse Hall of Fame to help the Naval Academy Athletic Association maintain and improve this state-of-the-art display area may do so through the U.S. Naval Academy Foundation. For more information, please call the Foundation at (410) 295-4100.

THE BILDERBACK-MOORE NAVY LACROSSE HALL OF FAME

The Bilderback-Moore Navy Lacrosse Hall of Fame was made possible by a collaboration of former Navy lacrosse players, coaches and friends of the program whose private donations to the U.S. Naval Academy Foundation helped fund the project. Gallagher & Associates spearheaded the overall design and project management of the Bilderback-Moore Navy Lacrosse Hall of Fame, while 1220 headed up the fabrication, RMJ was responsible for the construction and GToo Media developed the interactive media and kiosks. Greg Murphy, a 1970 All-American who won the Schmeisser Cup the same year, served as the leader of the design committee.

2025 NAVY MEN'S LACROSSE

NAVY-MARINE CORPS MEMORIAL STADIUM

Navy-Marine Corps Memorial Stadium has emerged as the premier college lacrosse venue in the country and the home to Navy's men's and women's lacrosse programs. Though the 3 million-dollar facility opened its doors on Sept. 26, 1959, when Navy christened the stadium with a 29-2 win on the gridiron against William & Mary, the Navy lacrosse program would not play its first contest at the stadium until April 29, 1961. Hall of Famer George Tracy and attackman Patrick FitzPatrick scored two goals apiece to lead the Midshipmen to a 9-7 victory over rival Maryland in Navy's debut at the two-year-old facility.

This spring marks the 64th season in which at least one Navy lacrosse game has been played at Navy-Marine Corps Memorial Stadium. Having played a game a year at the stadium for 42-consecutive years, the Midshipmen stepped away from the hallowed ground in 2003 as the stadium underwent a 40 million-dollar face-lift. When Navy returned to the field in 2004, the Midshipmen called the state-of-the-art multi-use facility their home for all home lacrosse games.

Navy owns a 155-96 (61.8) all-time record in games played at Navy-Marine Corps Memorial Stadium. Since calling the stadium its permanent home in 2004, the Midshipmen have turned in a 87-49 (64.0) record, including a 44-17 mark in Patriot League regular-season contests.

Among Navy's 44 NCAA Tournament contests over the last 50-plus years, 13 have been played in Annapolis, including 10 at Navy-Marine Corps Memorial Stadium. In those 10 contests, the Mids have won eight, including two of the last three when they claimed victories over Penn (11-5) in 2004 and Delaware (9-7) in 2005.

Additionally, Navy served as a host of the 1996 NCAA Tournament First Round which featured wins by Towson over Loyola (16-11) and Johns Hopkins over Notre Dame (12-7). Navy has also played host to six NCAA Quarterfinals - 2007, '08, '09, '12, '15, '18, '23 - and will again serve as host in the Spring of 2025.

In 2007, top-seeded Duke defeated archrival North Carolina, 19-11, while Delaware earned the program's first trip to the Final Four by clipping UMBC, 10-6. Navy also played host to the 2008 NCAA Quarterfinals, giving the Mids a final chance to play on their home field. The game featured the first postseason matchup between Navy and Johns Hopkins in a storied rivalry, though the Blue Jays ended the Mids' season on a beautiful afternoon that attracted an NCAA Tournament quarterfinals record crowd on 17,017. Fans were also treated to an overtime win by Virginia over Maryland. Navy played host to the NCAA Quarterfinals for a third-straight year when Virginia battled Johns Hopkins and Duke squared off against North Carolina for a third time in '09. In 2012, Loyola scored a 10-9 win over Denver and Maryland pitched an 11-5 rout over Johns Hopkins. Despite scoring five of the last six goals, including three in the last minute of the game, second-seeded Syracuse's furious rally fell short in a 16-15 loss to Johns Hopkins. Meanwhile, Maryland delivered a 14-7 loss to third-seeded North Carolina. Navy played host the 2018 quarterfinals that saw top-seeded Maryland cruise past Cornell, 13-8, while fourth-seeded Duke dealt Johns Hopkins a 14-9 loss. In 2023, Army scored three goals in the fourth quarter to nearly complete the comeback, but Penn State held off the Black Knights to advance to the semis. Eventual National Champion Notre Dame built a 7-4 halftime lead over Johns Hopkins and never looked back, as the Fighting Irish claimed a 12-9 victory in front of a crowd of more than 13,000 (13,354)

NMCMS RENOVATIONS

Privately funded by the U.S. Naval Academy Foundation and the Naval Academy Athletic Association (NAAA), the 40 million-dollar Navy-Marine Corps Memorial Stadium renovation project began in the summer of 2002 and was completed in the fall of 2005. One of the most significant changes to the stadium came with the installation of a new synthetic field surface, FieldTurf, which allows the stadium to be used 365 days a year. The multi-purpose nature of Navy-Marine Corps Memorial Stadium has allowed it to host a myriad of events, including multiple NCAA Men's Lacrosse Quarterfinals, the 2005 NCAA Women's Lacrosse Championship, the 2005 Women's Lacrosse World Cup and the Good Samaritan High School All-Star Football Game, as well as numerous high school and local youth events.

New components have included: two state-of-the-art video scoreboards, chair back seating, ADA seating platforms and access ramps, concession stands, end zone seating, luxury suites, additional sideline seating created by lowered the playing field to give the stadium a more intimate look and feel.

In 2004, a 12,000-square-foot, two-story banquet facility was constructed to host class reunion dinners and other Naval Academy functions. Located on the first floor, the N-Room houses plaques listing the names of USNA varsity letter winners and can seat 600 for a banquet or formal dinner. The banquet rooms are serviced by a full kitchen and bar areas with a fully-integrated audio and video system that features 10 large screen televisions and the ability to give business presentations on both levels of the banquet facility.

A completely renovated press tower was also unveiled prior to the 2004 season. The

TOP-10 NAVY MEN'S LACROSSE CROWDS AT NAVY-MARINE CORPS MEMORIAL STADIUM *

Rk	Att.	Opponent	Date	Result
1.	18,694	Johns Hopkins	4-24-04	L 9-10
2.	17,017	Johns Hopkins #	5-17-08	L 4-10
3.	16,056	Army	5-31-69	L 4-14
4.	16,042	Johns Hopkins	4-19-08	L 5-12
5.	15,271	Johns Hopkins	4-20-02	L 8-9
6.	15,109	Maryland	4-3-09	W 10-4
7.	14,625	Maryland	4-6-07	L 7-8 2OT
8.	14,124	Maryland	4-8-05	W 9-8
9.	14,000	Johns Hopkins	5-12-62	W 16-11
10.	13,857	Johns Hopkins	4-22-06	L 8-9

* Attendance officially kept beginning with the 1995 season

NCAA Tournament Quarterfinals

TOP-10 NCAA QUARTERFINAL ATTENDANCE MARKS (SINCE 1996 / 2 PREDETERMINED SITES)

Rk	Att.	Site	Year	Day	Host In
1.	17,017	Navy	2008	Sat.	Yes
2.	14,122	Foxborough	2011	Sun.	No
3.	13,519	Hofstra	2014	Sat.	No
4.	13,447	Hofstra	2011	Sat.	No
5.	13,390	Navy	2012	Sat.	No
6.	13,354	Navy	2023	Sun.	No
7.	13,076	Denver	2015	Sat.	Yes
8.	13,047	Navy	2018	Sun.	No
9.	12,289	Hofstra	1999	Sat.	Yes
10.	12,142	Navy	2009	Sun.	No

top level features booths for television play-by-play and coaches' video, along with tower suites. The fifth level is dedicated to the print media, while also housing radio and coaches' booths, along with scoreboard, public address and operations areas. A newly-constructed level, named the Flag Bridge, was erected under the old press area in the seating bowl. It has 71 permanent seats in front of additional stools, tables and chairs which allows for flexibility in hosting game day viewing or special events on non-game days.

In 2005, the lower concourse restrooms were expanded and the concourse was totally resurfaced. A major change to the stadium came with the installation of a new synthetic field surface, FieldTurf, which allows the stadium to be used 365 days a year.

In the summer of 2010, four luxury boxes, a television booth and camera locations were constructed on the Upper East Side. In order to enhance the Stadium's ADA capabilities, two new elevators make stops at the lower portion of the upper deck to allow for fans to access their seats via a pedestrian bridge.

In the summer of 2011, a new playing surface was installed at Navy-Marine Corps Memorial Stadium. The monoblade monofilament turf system was installed by FieldTurf making Navy the first FBS program with this type of field.

In the summer of 2013 two new state-of-the-art high-definition video boards were installed, two enclosed recruiting reception areas were completed in the south end zone and the home team locker room was completely refurbished.

The memorial aspects of the original structure were preserved and enhanced during the renovations. More than 8,000 chair back memorial plates were removed, refurbished and reinstalled in the new seats. Hundreds of memorial plaques received the same treatment and are featured on the Memorial Plaque Wall in the North Memorial Plaza. Battle arches and class arches have been constructed to tell the illustrious story of the Naval Services. Each combination of battle arches contains a history lesson on the left arch and a description of the particular battle on the right. Each and every battle fought by either the Navy or Marine Corps is depicted through the use of color-coded battle streamers allowing visitors to chronologically view the story of the brave men and women who we honor for their service to our country.



2025 NAVY MEN'S LACROSSE

NAVY-MARINE CORPS MEMORIAL STADIUM RECORDS

YEAR-BY-YEAR RECORD

Year	Overall	Pct.	Conf.	Pct.
1961	1-2	33.3	0-0	00.0
1962	2-0	1.000	0-0	00.0
1963	2-1	66.7	0-0	00.0
1964	5-0	1.000	0-0	00.0
1965	5-0	1.000	0-0	00.0
1966	3-1	75.0	0-0	00.0
1967	2-1	66.7	0-0	00.0
1968	2-1	66.7	0-0	00.0
1969	4-1	80.0	0-0	00.0
1970	2-1	66.7	0-0	00.0
1971	2-2	50.0	0-0	00.0
1972	1-2	33.3	0-0	00.0
1973	2-1	66.7	0-0	00.0
1974	1-0	1.000	0-0	00.0
1975	3-0	1.000	0-0	00.0
1976	2-1	66.7	0-0	00.0
1977	1-1	1.000	0-0	00.0
1978	3-1	75.0	0-0	00.0
1979	4-1	80.0	0-0	00.0
1980	3-3	50.0	0-0	00.0
1981	1-1	50.0	0-0	00.0
1982	0-1	00.0	0-0	00.0
1983	2-0	1.000	0-0	00.0
1984	1-1	50.0	0-0	00.0
1985	1-2	33.3	0-0	00.0
1986	0-1	00.0	0-0	00.0
1987	2-1	66.7	0-0	00.0
1988	0-1	00.0	0-0	00.0
1989	2-1	75.0	0-0	00.0
1990	1-1	50.0	0-0	00.0
1991	0-2	00.0	0-0	00.0
1992	0-1	00.0	0-0	00.0
1993	0-2	00.0	0-0	00.0
1994	0-1	00.0	0-0	00.0
1995	1-1	50.0	0-0	00.0
1996	0-1	00.0	0-0	00.0
1997	0-3	00.0	0-0	00.0
1998	0-1	00.0	0-0	00.0
1999	1-1	1.000	0-0	00.0
2000	1-1	50.0	1-0	1.000
2001	2-1	66.7	1-0	1.000
2002	3-2	60.0	2-1	.667
2003	NA			
2004	7-2	77.8	4-0	1.000
2005	7-1	87.5	2-0	1.000
2006	4-2	66.7	3-0	1.000
2007	7-1	87.5	2-0	1.000
2008	4-3	57.1	2-0	1.000
2009	4-1	80.0	1-1	50.0
2010	+ 3-3	50.0	2-0	1.000
2011	3-3	50.0	1-2	33.3
2012	3-3	50.0	1-2	33.3
2013	3-3	50.0	1-1	50.0
2014	3-4	42.9	2-2	50.0
2015	5-3	62.5	3-1	75.0
2016	7-2	87.5	4-0	1.000
2017	4-3	57.1	3-1	75.0
2018	4-1	80.0	3-1	75.0
2019	4-4	50.0	2-2	50.0
2020	3-0	1.000	1-0	1.000
2021	4-1	80.0	2-1	66.7
2022	4-3	57.1	3-1	75.0
2024	6-3	66.7	3-1	75.0
Total	161-99	61.9	51-19	72.9
2004-present	93-52	64.1	47-18	72.3

+ Navy played its home opener vs. VMI at Rip Miller Field due to a blizzard.

* 2004-present Patriot League member; 2000-03 ECAC Lacrosse League member

ALL-TIME SERIES RECORDS

Opponent	Record	Pct	Last Mtg.
Air Force	1-0	1.000	3.6.16, W 10-6
Army	19-14	57.6	4.22.23, L 6-11
Baltimore	4-0	1.000	5.17.69, W 23-1
Boston U.	3-1	75.0	3.31.23, W 10-8
Brown	1-0	1.000	5.13.87, W 14-6
Bucknell	8-2	80.0	4.26.24, W 13-12 (OT)
Canisius	1-0	1.000	3.13.07, W 13-5
Colgate	8-3	72.7	3.30.24, W 10-9
Cornell	1-0	1.000	3.31.73, W 5-4
Cortland State	0-1	00.0	5.20.72, L 9-10 (2OT)
Dartmouth	1-0	1.000	3.21.17, W 11-6
Delaware	2-0	1.000	2.21.16, W 5-1
Detroit	1-0	1.000	2.15.13, W 11-7
Furman	1-0	1.000	2.15.20, W 19-3
Georgetown	1-6	14.3	2.15.14, L 8-9 OT
Harvard	1-0	1.000	4.1.70, W 9-7
High Point	0-1	00.0	2.26.22, L 13-14
Hobart	2-0	1.000	5.2.04, W 9-8
Hofstra	3-0	1.000	2.10.24, W 16-8
Holy Cross	9-1	90.0	3.23.24, W 17-7
Jacksonville	1-0	1.000	2.28.21, W 13-6
Johns Hopkins	6-24	20.0	3.17.23, L 9-12
Lafayette	9-0	1.000	4.15.23, W 9-6
Lehigh	7-3	70.0	3.4.23, L 10-13
Loyola	2-8	20.0	4.30.24, W 12-10
Manhattan	1-1	50.0	2.18.23, L 5-6
Maryland	12-17	41.4	2.23.19, L 9-14
UMBC	3-0	1.000	2.15.19, W 11-6
Massachusetts	1-1	50.0	3.9.02, L 10-13
Mercer	1-0	1.000	2.12.22, W, 15-5
Mount St. Mary's	4-1	80.0	2.3.24, W, 19-6
Mt. Washington LC	2-4	33.3	4.3.71, L 4-10
North Carolina	3-3	50.0	2.25.12, L 8-9
Ohio State	2-1	75.0	2.14.09, W 8-6
Penn	4-0	50.0	5.16.04, W 11-5
Penn State	2-1	66.7	2.24.24, L 3-13
Philadelphia LC	2-0	1.000	5.24.69, W 9-6
Princeton	4-1	80.0	3.5.19, L, 11-19
Queens	1-0	1.000	2.5.23, W, 19-5
Sacred Heart	1-0	1.000	4.22.16, W 7-1
Saint Joseph's	1-0	1.000	2.17.07, W 10-3
Stony Brook	1-0	1.000	3.23.02, W 11-10 (3OT)
Syracuse	1-2	33.3	4.20.19, L 9-18
Towson	2-1	66.7	3.3.15, W 8-7 (3OT)
Vermont	1-0	1.000	2.9.19, W 13-8
Villanova	0-1	00.0	3.19.24, L 7-14
Virginia	10-1	50.0	4.21.90, W 10-7
VMI	8-0	1.000	2.8.15, W 21-7
Washington College	3-0	1.000	3.28.79, W 14-6

* Includes the April 2, 2005, contest vs. Georgetown that began at Navy-Marine Corps Memorial Stadium and was later finished at Rip Miller Field the following day

NAVY TEAM RECORDS

Goals	24	Penn, 4.2.80
Assists	14	VMI, 2.8.15
Points	37	Penn, 4.2.80
Shots	75	Penn, 5.21.75
Ground Balls	66	Holy Cross, 4.18.04
Saves	28	Brown, 5.13.87
Faceoff Wins	23	VMI, 2.8.15
Faceoff %	.944 (17-18)	Lafayette, 3.15.05
EMO Goals	4	VMI, 2.7.09
	4	Maryland, 4.8.05

OPPONENT TEAM RECORDS

Goals	22	Johns Hopkins, 4.25.92
	22	Johns Hopkins, 5.6.78
Assists	17	Princeton, 3.5.19
	17	Johns Hopkins, 5.6.78
Points	39	Johns Hopkins, 5.6.78
Shots	68	Maryland, 4.26.75
Ground Balls	65	Johns Hopkins, 4.25.92
Saves	34	Wash. College, 3.28.79
Faceoff Wins	27	Johns Hopkins, 4.25.92
Faceoff %	.900 (18-20)	N. Carolina, 2.25.12
EMO Goals	6	Johns Hopkins, 5.6.78

NAVY INDIVIDUAL RECORDS

Goals	9 by Dave Little vs. Lehigh, 3.25.17
Assists	8 by Paul Basile vs. Brown, 5.13.87
Points	10 by Sam Jones vs. VMI, 2.8.14
	10 by Sam Jones vs. VMI, 2.8.11
Shots	18 by Billy Looney vs. Johns Hopkins, 4.22.06
Ground Balls	17 by Brady Dove vs. Lehigh, 3.25.17
Saves	27 by Louis Brown vs. Johns Hopkins, 4.28.90
Faceoff Wins	21 (21 of 28) by Joe Varello vs. Loyola, 3.17.18
	21 (21 of 25) by Brady Dove vs. Lehigh, 3.25.17
	21 (21 of 29) by Brady Dove vs. Maryland, 2.11.17
Faceoff % (min. 10 attempts)	1.000 (10-10) by Brady Dove vs. VMI, 2.8.15
	1.000 (13-13) by William Wallace vs. Lafayette, 3.15.05

*Navy team statistics other than goals, assists, points, shots, saves available from 1992-present; Navy individual statistics other than goals, assists, points, shots are available from 1996-present; saves available from 1968-present

OPPONENT INDIVIDUAL RECORDS

Goals	8 by Craig Bubier, Johns Hopkins, 4.26.86
Assists	8 by Pat Spencer, Loyola, 3.17.18
Points	12 by Pat Spencer, Loyola, 3.17.18
Shots	17 by James Burr, Boston U., 4.26.19
Ground Balls	16 by Bailey Savio, Loyola, 4.3.21
Saves	34 by Hart, Washington College, 3.28.79
Faceoff Wins	23 by Malcolm Feeney, Colgate, 3.7.20
Faceoff %	.900 (18-20) by R.G. Keenan, North Carolina, 2.25.12

2025 NAVY MEN'S LACROSSE

MEDIA INFORMATION



Scott Strasemeier

Senior Associate AD / Sports Information
sstrasem@usna.edu
(o) 410-293-8775 • (c) 443-336-9023
Sport Duties: Football



Stacie Michaud

Associate AD, Associate Sports Information Director / Men's Lacrosse Contact
michaud@usna.edu
(o) 410-293-8773 • (c) 410-212-3761
Sport Duties: Football (secondary contact), Men's Golf, Men's Lacrosse, Squash



Justin Kischefsky

Associate AD, Associate Sports Information Director
kischefs@usna.edu
(o) 410-293-8772 • (c) 410-353-3523
Sport Duties: Men's Basketball, Men's and Women's Swimming, Men's Tennis, Volleyball



Alex Lumb

Assistant AD, Associate Sports Information Director
lumb@usna.edu
(o) 410-293-8771 • (c) 845-863-7577
Sport Duties: Women's Basketball, Men's Gymnastics, Men's Rowing (Hwt/Lwt), Women's Rowing, Women's Soccer



Chris Whitehead

Assistant Sports Information Director
cwhitehe@usna.edu
(o) 410-293-8774 • (c) 404-697-6363
Sport Duties: Men's and Women's Cross Country, Women's Lacrosse, Rifle, Sprint Football, Water Polo



Marshal Filipowicz

Assistant Sports Information Director
filipowi@usna.edu
(o) 410-293-8787 • (c) 716-574-4201
Sport Duties: Baseball, Women's Golf, Intercollegiate Sailing, Offshore Sailing, Men's Soccer, Women's Tennis



Antonio Johnson

Assistant Sports Information Director
johnsoa@usna.edu
(o) 410-293-3689 • (c) 262-424-4196
Sport Duties: Men's and Women's Rugby, Men's and Women's Track & Field, Women's Triathlon, Wrestling



Mark Leddy

Assistant AD, Creative Design and Publications
leddy@usna.edu
(o) 410-293-8782 • (c) 443-510-0482

The 2025 Navy Men's Lacrosse Media Guide was prepared to assist the media in its coverage of the Navy lacrosse program. The Sports Information Office is available to aid members of the media in their efforts to cover Navy lacrosse. Additional information can be obtained through the Sports Information Office, located on the second floor of Ricketts Hall, or by contacting Assistant Athletic Director for Sports Information Stacie Michaud at 410-293-8773 or via email at michaud@usna.edu.

Releases / Photos via Email

All Navy men's lacrosse releases, game notes and media advisories are distributed via email to a list maintained by the sports information office. Media and fans who wish to be included on this list can contact Stacie Michaud at 410-293-8773 or via email at michaud@usna.edu or sign up at www.navysports.com. Photographs are available upon request.

Practice

All Navy practices are closed to the general public. Media members who wish to attend practice should contact Stacie Michaud at 410-293-8773 or via email at michaud@usna.edu.

Media Services

Pregame notes, flipcards and statistics will be provided to working media for each game. A complete postgame packet consisting of team and individual statistics will be available at the conclusion of the contest.

Press Credentials

All requests for working press, photo and broadcast credentials for Navy home games should be made in writing on company letterhead. Please allow ample time for credentials to be mailed to you. Credentials not mailed can be picked up an hour prior to game time at the Will Call Window.

Media Parking

The press credential also serves as a parking pass for the media. Media should show their lacrosse credential to the parking attendant who will wave you through the gate without paying the parking fee. Parking is on a first-come, first-served basis.

Photographers

Still and newsreel photographers with hand-held equipment will work from the opposite sideline from the participating teams. Credentials are issued to participating schools, photographers representing daily newspapers, wire services, magazines and television stations or networks. Camera crews handling the coaching film for the opposing school will work from an assigned location.

Interview Policy

All interviews with Navy head coach Joe Amplo and/or Navy lacrosse players should be arranged through the Navy Sports Information Office. Media should allow 24 hours advance notice for all interviews and be respectful of the students' class schedules. Please contact Assistant Athletic Director of Sports Information Stacie Michaud at 410-293-8773 or via email at michaud@usna.edu.

Postgame Interviews

Navy head coach Joe Amplo and select Navy players will be available for postgame interviews in Yeager Pavilion following a 10-minute cooling off period. Media wishing to interview specific players should contact Stacie Michaud prior to the end of the game.

NavySports.com

Navy lacrosse is one of 36 Midshipmen sports that can be followed on the internet at <http://www.navysports.com>. Updated releases, bios, statistics and additional information will regularly be posted on the Navy website.



www.NAVYSPORTS.com

G O N A V Y

