



# G O N A V Y

# NAVY

## BASEBALL

### 2024 MEDIA GUIDE

www.**NAVYSports**.com





WWW.**NAVYSPORTS**.COM

# 2024 NAVY BASEBALL

## Table of Contents

Quick Facts/Media Information.....	1
Terwilliger Bros. Field at Max Bishop Stadium .....	2
2024 Season	
Schedule.....	3
Roster.....	4
Roster Breakdown/Pronunciations .....	5
Coaching Staff.....	6-9
Support Staff.....	10
Midshipmen Bios .....	11-26
2023 Recap	
Season in Review.....	27
Results.....	28
Game-by-Game.....	29-30
Statistics .....	31-32
Records	
Individual Hitting Records.....	33-36
Individual Pitching Records .....	37-40
Team Records.....	41-43
Year-by-Year Records.....	44
Coaching History .....	45
All-Time Army-Navy Series.....	45-46
Patriot League Tournament History .....	47-48
NCAA Tournament History.....	49
All-Time Series Records .....	50-51
Year-by-Year Results.....	52-63
Mitch Harris - MLB Debut .....	64
Noah Song - Success Beyond College.....	64
MLB Draft Picks / National Honors .....	65
All-Time League Honors .....	66
All-Time Academic Honors .....	67
All-Time Letter Winners .....	68-71
The Patriot League.....	72

## Naval Academy Quick Facts

Location.....	Annapolis, Md.
Founded .....	October 10, 1845
Enrollment .....	4,400
Nickname.....	Midshipmen, Mids
Colors .....	Navy Blue and Vegas Gold
Superintendent.....	Vice Adm. Yvette Davids, USN
Commandant.....	Col. James P. McDonough, USMC
Director of Athletics.....	Chet Gladchuk
Athletics Website.....	NavySports.com
Academy Website.....	USNA.edu

## Navy Baseball Quick Facts

Conference.....	Patriot League
Home Field .....	Terwilliger Brothers Field at Max Bishop Stadium
Capacity.....	1,500
Playing Surface .....	FieldTurf
Dimensions (L-R).....	318'-388'-390'-370'-300'
Fence Height (L-R).....	10'-8'-8'-8'-8'
Years of Navy Baseball (First).....	129th (1893)
All-Time Record.....	2,075-1,391-39 (.598)
NCAA Appearances (Last).....	10 (2016)
First Year in Patriot League .....	1993
All-Time Patriot League Record .....	364-271 (.573)
Patriot League Tournament Titles (Last).....	7 (2016)
Patriot League Regular-Season Titles (Last).....	11 (2019)

## 2024 Season Preview

Letter Winners Returning/Lost.....	20/10
Starters Returning/Lost.....	7/6
Position Players Returning/Lost.....	13/5
Pitchers Returning/Lost.....	10/7
Newcomers.....	15
Team Captain .....	Matthew Shirah

## 2023 Season in Review

Overall Record.....	23-27
Patriot League Record (Place) .....	14-11 (T-2nd)
Home Record .....	14-13
Away Record .....	7-11
Neutral Record .....	2-3
Postseason.....	League Semifinals

## Coaching Staff

Head Coach.....	Chuck Ristano
Alma Mater .....	Sacred Heart '04
Season at Navy/Overall.....	First/First
Record at Navy.....	0-0 (.000)
Career Record .....	0-0 (.000)
Assistant Coach.....	Jeff Kane
Alma Mater .....	Clemson '01
Season at Navy .....	10th
Assistant Coach.....	Tim Reilly
Alma Mater .....	Rutgers '09
Season at Navy .....	Second
Assistant Coach.....	Adam Pavkovich
Alma Mater .....	Alabama '12
Season at Navy .....	First
Director of Operations .....	Courtney Caswell
Alma Mater .....	Florida State '19
Season at Navy .....	First

## Support Staff

Faculty Representative.....	LCDR Tom Van Dam, USN
Officer Representative.....	CAPT Spencer Michelson, USMC
Baseball Administrator.....	Eric Ruden
Athletic Training.....	Gretchen Benz
Strength & Conditioning.....	Ben LaChance
Equipment Operations.....	Nicholas Vogt
Marketing.....	Eric Beatty
Sports Information .....	Marshal Filipowicz

## Sports Information

Baseball Media Contact.....	Marshal Filipowicz
Email.....	filipowi@usna.edu
Cell Phone .....	716-574-4201
Office Phone.....	410-293-8787
Press Box Phone.....	410-293-5430
Sports Information Mailing Address	
Ricketts Hall	
566 Brownson Rd.	
Annapolis, MD 21402	

## Press Credentials

All requests for working press, photo and broadcast credentials for Navy baseball home games should be made to Assistant SID Marshal Filipowicz at least one day in advance.

## Interview Requests

All non-gameday interviews with coaches and student-athletes on the Navy baseball team must be arranged through Assistant SID Marshal Filipowicz at least one day in advance. Postgame interviews will be conducted on the field and must be arranged with Assistant SID Marshal Filipowicz immediately following the conclusion of play.

## Web Site

Releases, game notes and general information for baseball and the rest of Navy's varsity sports can be found at <http://www.navysports.com>.

## Patriot League

The Patriot League's conference office is located in Bethlehem, Pa. Assistant Commissioner for Communications Ryan Sakamoto serves as the baseball media relations contact. Sakamoto's (rsakamoto@patriotleague.com) office number is 610-289-1963 and the web site is PatriotLeague.org.

## Athletics Social Media

Twitter .....	@NavyAthletics
Instagram.....	@navyathletics
Facebook.....	@NavyAthletics

## Baseball Social Media

Twitter .....	@NavyBaseball
Instagram.....	@navy.baseball

## Credits

The 2024 Navy baseball media guide is a production of the Navy Sports Information office.

### Editors

The guide was written, designed and edited by assistant sports information director Marshal Filipowicz.

### Design

Cover designs and layout assistance provided by Director of Publications Mark Leddy.


### Photography

Photographs were provided by Phil Hoffmann. Contributing photographs were provided courtesy of the St. Louis Cardinals and USA Baseball.



# 2024 NAVY BASEBALL

## TERWILLIGER BROTHERS FIELD AT MAX BISHOP STADIUM



The home of Navy baseball for decades, Terwilliger Brothers Field at Max Bishop Stadium is one of the top collegiate baseball facilities in the region.

Situated on the grounds of the United States Naval Academy, the stadium has hosted 11 Patriot League Championship Series in its history as well as the 1979 NCAA Northeast Regional.

Naval Academy baseball teams have been playing on the land known as Lawrence Field for over 75 years, with the lower Lawrence diamond becoming known as Bishop Stadium in 1974 to honor former head coach Max Bishop, who managed the Midshipmen from 1938-1961.

The current iteration of Max Bishop Stadium started to take shape on April 22, 1995 with the dedication of the William H.G. Fitzgerald Clubhouse behind home plate. The \$1 million facility included the addition of locker rooms, an athletic training room, an equipment room, coaches' offices, a press box and a trophy display in the building's foyer. Among the major donors for the clubhouse were former U.S. Ambassador to Ireland William H.G. FitzGerald, USNA Class of 1931, and former New Jersey Devils owner John McMullen, USNA Class of 1940.

The stadium grounds underwent another round of major renovations starting in October 2005. With a generous contribution from former Navy baseball players J. Ronald "Ron" Terwilliger, USNA Class of 1963, and Bruce K. Terwilliger, Jr., USNA Class of 1964, the facility was re-dedicated prior to the 2007 season as Terwilliger Brothers Field at Max Bishop Stadium.

The 2007 renovations saw the 5,000-capacity wooden bleachers replaced with chair-back seating for 1,500 spectators, as well as the additions of brick archways surrounding the stadium, an enclosed batting facility down the left field line, a concession stand, restrooms and a patio area. The upgrades also included the installment of a FieldTurf playing surface, making it only the third NCAA baseball facility at the time to have FieldTurf on the entire field (excluding the pitcher's mound and home plate area).

With funds acquired from program alumni, 2017 saw new dugouts installed at the stadium. The size of the dugouts increased in width, depth and height, with railings being added along the top step.

The 2017 season also brought an upgrade to the field's playing surface, as it was updated with professionally-installed dirt sliding pits around first, second and third base as part of hosting the 2017 Naval Academy Baseball Classic, an MLB exhibition between the Washington Nationals and Boston Red Sox. The pitching mound and bullpens were also brought up to major league specifications

in conjunction with the Nationals organization.

In 2019, the facility was further enhanced when stadium lights were installed alongside a new state-of-the-art LED matrix scoreboard and video screen.

In addition to hosting Navy baseball games and MLB exhibitions, Max Bishop Stadium was a temporary home for the minor-league Bowie Baysox in 1994 due to delays in the construction of Prince George's Stadium.

### STADIUM INFORMATION

Capacity.....	1,500
Playing Surface .....	FieldTurf
2023 Home Record .....	14-13
Home Record at Night (since 2019) .....	1-2
First Night Game (6 p.m. or later start).....	April 16, 2019 vs. Georgetown
Home Record on FieldTurf (since 2007).....	289-176-3
All-Time Home Record vs. Army .....	60-62

### Former Names

Lower Lawrence Field.....	-1973
Max Bishop Stadium.....	1974-2006

### Outfield Dimensions

Left Field.....	318'
Left-Center.....	388'
Center Field .....	390'
Right-Center .....	370'
Right Field.....	300'

### Fence Height

Left Field.....	10'
Left Center.....	8'
Center Field .....	8'
Right-Center .....	8'
Right Field.....	8'



# 2024 NAVY BASEBALL

## SCHEDULE

### February

16	Friday	at Elon	Latham Park	Elon, N.C.	4 p.m.
17	Saturday	at Elon	Latham Park	Elon, N.C.	2 p.m.
18	Sunday	at Elon	Latham Park	Elon, N.C.	1 p.m.
21	<b>Wednesday</b>	<b>Georgetown</b>	<b>Terwilliger Brothers Field at Max Bishop Stadium</b>	<b>Annapolis, Md.</b>	<b>3 p.m.</b>
23	Friday	vs. Air Force #	Grainger Stadium	Kinston, N.C.	6 p.m.
24	Saturday	vs. Air Force #	Grainger Stadium	Kinston, N.C.	2 p.m.
25	Sunday	vs. Air Force #	Grainger Stadium	Kinston, N.C.	12:30 p.m.
27	<b>Tuesday</b>	<b>Delaware State</b>	<b>Terwilliger Brothers Field at Max Bishop Stadium</b>	<b>Annapolis, Md.</b>	<b>3 p.m.</b>

### March

1	Friday	Iona	Terwilliger Brothers Field at Max Bishop Stadium	Annapolis, Md.	4 p.m.
2	Saturday	Iona	Terwilliger Brothers Field at Max Bishop Stadium	Annapolis, Md.	2 p.m.
3	Sunday	Iona	Terwilliger Brothers Field at Max Bishop Stadium	Annapolis, Md.	1 p.m.
5	Tuesday	UMBC	Terwilliger Brothers Field at Max Bishop Stadium	Annapolis, Md.	3 p.m.
6	Wednesday	Coppin State	Terwilliger Brothers Field at Max Bishop Stadium	Annapolis, Md.	3 p.m.
9	Saturday	Princeton	Terwilliger Brothers Field at Max Bishop Stadium	Annapolis, Md.	1 p.m.
9	Saturday	Princeton	Terwilliger Brothers Field at Max Bishop Stadium	Annapolis, Md.	4 p.m.
10	Sunday	Princeton	Terwilliger Brothers Field at Max Bishop Stadium	Annapolis, Md.	1 p.m.
12	Tuesday	at Delaware State	Bob Reed Field	Dover, Del.	3 p.m.
15	Friday	at Bucknell *	Depew Field	Lewisburg, Pa.	2 p.m.
16	Saturday	at Bucknell *	Depew Field	Lewisburg, Pa.	Noon
16	Saturday	at Bucknell *	Depew Field	Lewisburg, Pa.	3 p.m.
17	Sunday	at Bucknell *	Depew Field	Lewisburg, Pa.	1 p.m.
20	Wednesday	at Saint Joseph's	Smithson Field	Philadelphia, Pa.	3 p.m.
23	Saturday	Army *	Terwilliger Brothers Field at Max Bishop Stadium	Annapolis, Md.	Noon
23	Saturday	Army *	Terwilliger Brothers Field at Max Bishop Stadium	Annapolis, Md.	3 p.m.
24	Sunday	Holy Cross *	Terwilliger Brothers Field at Max Bishop Stadium	Annapolis, Md.	1 p.m.
24	Sunday	Holy Cross *	Terwilliger Brothers Field at Max Bishop Stadium	Annapolis, Md.	4 p.m.
27	Wednesday	Maryland Eastern Shore	Terwilliger Brothers Field at Max Bishop Stadium	Annapolis, Md.	3 p.m.
30	Saturday	Lafayette *	Terwilliger Brothers Field at Max Bishop Stadium	Annapolis, Md.	1 p.m.
30	Saturday	Lafayette *	Terwilliger Brothers Field at Max Bishop Stadium	Annapolis, Md.	4 p.m.
31	Sunday	Lafayette *	Terwilliger Brothers Field at Max Bishop Stadium	Annapolis, Md.	1 p.m.

### April

3	Wednesday	at UMBC	Alumni Field	Baltimore, Md.	6 p.m.
6	Saturday	at Lehigh *	J. David Walker Field at Legacy Park	Bethlehem, Pa.	1 p.m.
6	Saturday	at Lehigh *	J. David Walker Field at Legacy Park	Bethlehem, Pa.	4 p.m.
7	Sunday	at Lafayette *	Hilton Rahn '51 Field at Kamine Stadium	Easton, Pa.	1 p.m.
7	Sunday	at Lafayette *	Hilton Rahn '51 Field at Kamine Stadium	Easton, Pa.	4 p.m.
10	<b>Wednesday</b>	<b>Maryland Eastern Shore</b>	<b>Terwilliger Brothers Field at Max Bishop Stadium</b>	<b>Annapolis, Md.</b>	<b>5 p.m.</b>
13	Saturday	at Holy Cross *	Hanover Insurance Park at Fitton Field	Worcester, Mass.	1 p.m.
13	Saturday	at Holy Cross *	Hanover Insurance Park at Fitton Field	Worcester, Mass.	4 p.m.
14	Sunday	at Holy Cross *	Hanover Insurance Park at Fitton Field	Worcester, Mass.	1 p.m.
17	Wednesday	Bucknell *	Terwilliger Brothers Field at Max Bishop Stadium	Annapolis, Md.	5 p.m.
20	Saturday	Lehigh *	Terwilliger Brothers Field at Max Bishop Stadium	Annapolis, Md.	1 p.m.
20	Saturday	Lehigh *	Terwilliger Brothers Field at Max Bishop Stadium	Annapolis, Md.	4 p.m.
21	Sunday	Lehigh *	Terwilliger Brothers Field at Max Bishop Stadium	Annapolis, Md.	1 p.m.
24	Wednesday	at Mount St. Mary's	E.T. Straw Family Stadium	Emmitsburg, Md.	3 p.m.
26	Friday	at Army * ^	Johnson Stadium at Doubleday Field	West Point, N.Y.	4 p.m.
27	Saturday	at Army * ^	Johnson Stadium at Doubleday Field	West Point, N.Y.	2 p.m.
28	Sunday	at Army * ^	Johnson Stadium at Doubleday Field	West Point, N.Y.	1 p.m.

### May

1	Wednesday	at Virginia	Davenport Field at Disharoon Park	Charlottesville, Va.	6 p.m.
4	Saturday	Penn State	Terwilliger Brothers Field at Max Bishop Stadium	Annapolis, Md.	6 p.m.
5	Sunday	Penn State	Terwilliger Brothers Field at Max Bishop Stadium	Annapolis, Md.	1 p.m.
11-12	Saturday-Sunday	Patriot League Semifinals	[Hosted by higher seed]		
18-20	Friday-Sunday	Patriot League Championship	[Hosted by higher seed]		

\* Patriot League game | # Freedom Classic | ^ Army-Navy Star Series

Home games **BOLDED** | All times Eastern



# 2024 NAVY BASEBALL

## ROSTER

### NUMERICAL

No.	Name	Cl.	Pos.	Ht.	Wt.	B/T	Hometown/High School
1	Logan Keller	Sr.	IF	6-1	193	R/R	Longwood, Fla./Lake Brantley (Alabama)
2	Hudson Lehnertz	Sr.	OF	6-1	190	R/R	Santa Ana, Calif./Foothill
3	Andrew Manning	Fr.	OF	6-0	205	L/R	Natick, Mass./Boston College HS
4	Brock Murtha	So.*	IF/RHP	6-0	185	R/R	Sayville, N.Y./Sayville (Notre Dame)
5	Timmy Virtudes	Fr.	LHP	5-11	185	R/L	New Rochelle, N.Y./Fordham Prep
6	Brendan Munnely	Jr.	IF	6-0	180	R/R	Annapolis, Md./DeMatha Catholic
7	Tyler Bouchard	Fr.	OF	6-0	180	L/R	Fort Myers, Fla./Canterbury School
8	Leo Mangiamele	Fr.	IF	6-4	205	R/R	Westfield, N.J./Westfield
9	Evan Brown	Fr.	IF	5-10	185	R/R	Marlton, N.J./Cherokee
10	Eduardo Diaz	Sr.	IF	5-9	182	R/R	Miami, Fla./Miami Coral Park Senior
11	Anthony Fiallo	Sr.	OF	5-10	180	L/L	Bethesda, Md./Georgetown Prep
12	Jack Finnigan	Jr.	OF	6-1	190	L/R	Ladera Ranch, Calif./San Juan Hills
13	Zach Ward	Sr.	RHP	6-1	175	R/R	Mokena, Ill./Lincoln-Way Central
16	Henry Mitchell	So.	IF	5-10	190	S/R	Albuquerque, N.M./Albuquerque Academy
17	Victor Izquierdo	So.	IF	6-2	220	R/R	Lockport, Ill./Lockport Township
18	Matt Archibald	Fr.	RHP	6-4	210	R/R	Churchville, Md./John Carroll
19	Ivan Aguirre	Jr.	IF	5-10	160	R/R	Temple City, Calif./Damien
20	Matthew Shirah	Sr.	RHP	6-5	202	R/R	Blue Ridge, Ga./Fannin County
21	Owen Geiger	Fr.	RHP	6-4	215	R/R	Atoka, Tenn./Munford
22	Zane Raba	Sr.	OF	5-11	190	L/R	San Antonio, Texas/Ronald Reagan
25	Tyler Grenn	So.	RHP	6-2	195	L/R	Sherman Oaks, Calif./Crespi Carmelite
26	Jack Killelea	Fr.	C	5-10	190	R/R	Lake Wylie, S.C./Legion Collegiate Academy
27	Evan Foster	Fr.	LHP	6-0	175	L/L	Forsyth, Ill./Maroa-Forsyth
28	Jackson Beattie	So.	RHP	6-0	180	R/R	Golden, Colo./Lakewood
29	Liam Golden	Jr.	RHP	6-2	200	R/R	Springfield, Va./West Springfield
30	Aidan Chamberlin	So.	RHP	6-2	195	R/R	Corning, N.Y./Corning-Painted Post
31	Owen Beisty	Jr.	RHP	6-3	210	R/R	Wayne, Pa./St. Joseph's Prep
32	Brian Furey	Sr.	C/OF	5-11	200	L/R	Ocean City, N.J./Saint Augustine Prep
33	Tristan Rucker	Fr.	C	6-0	205	R/R	Lake Worth, Fla./St. John Paul II
34	Adyn Lucero	So.	RHP	6-1	185	R/R	Huntington Beach, Calif./Huntington Beach
35	Mac McCommons	So.	C	6-0	195	R/R	Greensboro, Ga./Lake Oconee Academy
37	Nolan Jorgenson	Sr.	RHP	6-6	205	R/R	Eastvale, Calif./Ontario Christian
38	Aidan Healy	Fr.	RHP	6-2	197	R/R	Malverne, N.Y./Loomis Chaffee School
40	Brady Bendik	Fr.	RHP	6-4	215	R/R	State College, Pa./State College
43	Ajay Goluguri	Fr.	C	6-0	195	L/R	McKinney, Texas/Trinity Christian Academy
44	Ryan Bibb	Fr.	RHP	6-2	210	R/R	Mascoutah, Ill./Mascoutah
45	Landon Kruer	Jr.	RHP	6-0	180	R/R	Sellersburg, Ind./Our Lady of Providence
48	Rayne Fry	Fr.	RHP	6-2	180	R/R	Lawrenceville, Ga./Grayson

\*Murtha is sophomore by academy year, redshirt junior by NCAA eligibility

### Coaching Staff

- 23 Chuck Ristano - Head Coach (First Season, Sacred Heart '04)
- 39 Jeff Kane - Assistant Coach (10th Season, Clemson '01)
- 41 Tim Reilly - Assistant Coach (Second Season, Rutgers '09)
- 42 Adam Pavkovich - Assistant Coach (First Season, Alabama '12)
- Courtney Caswell - Director of Baseball Operations (First Season, Florida State '19)

### Support Staff

- Gretchen Benz - Athletic Training
- Ben LeChance - Strength & Conditioning
- Nicholas Vogt - Equipment Operations

### ALPHABETICAL

No.	Name	Pos.
19	Aguirre, Ivan	IF
18	Archibald, Matt	RHP
28	Beattie, Jackson	RHP
31	Beisty, Owen	RHP
40	Bendik, Brady	RHP
44	Bibb, Ryan	RHP
7	Tyler Bouchard	OF
9	Brown, Evan	IF
30	Chamberlin, Aidan	RHP
10	Diaz, Eduardo	IF
11	Fiallo, Anthony	OF
12	Finnigan, Jack	OF
27	Foster, Evan	LHP
48	Fry, Rayne	RHP
32	Furey, Brian	C/OF
21	Geiger, Owen	RHP
29	Golden, Liam	RHP
43	Goluguri, Ajay	C
25	Grenn, Tyler	RHP
38	Healy, Aidan	RHP
17	Izquierdo, Victor	IF
37	Jorgenson, Nolan	RHP
1	Keller, Logan	IF
26	Killelea, Jack	C
45	Kruer, Landon	RHP
2	Lehnertz, Hudson	OF
34	Lucero, Adyn	RHP
8	Mangiamele, Leo	IF
3	Manning, Andrew	OF
35	McCommons, Mac	C
16	Mitchell, Henry	IF
6	Munnely, Brendan	IF
4	Murtha, Brock	IF
22	Raba, Zane	OF
33	Rucker, Tristan	C
20	Shirah, Matthew	RHP
5	Virtudes, Timmy	LHP
13	Ward, Zach	RHP



# 2024 NAVY BASEBALL

## ROSTER BREAKDOWN

### BY CLASS

<u>Seniors (9)</u>			<u>Juniors (6)</u>			<u>Sophomores (8)</u>			<u>Freshmen (15)</u>		
1	Logan Keller	IF	6	Brendan Munnely	IF	4	Brock Murtha*	IF/RHP	3	Andrew Manning	OF
2	Hudson Lehnertz	OF	12	Jack Finnigan	OF	16	Henry Mitchell	IF	5	Timmy Virtudes	LHP
10	Eduardo Diaz	IF	19	Ivan Aguirre	IF	17	Victor Izquierdo	IF	7	Tyler Bouchard	OF
11	Anthony Fiallo	OF	29	Liam Golden	RHP	25	Tyler Grenn	RHP	8	Leo Mangiamele	IF
13	Zach Ward	RHP	31	Owen Beisty	RHP	28	Jackson Beattie	RHP	9	Evan Brown	IF
20	Matthew Shirah	RHP	45	Landon Krueer	RHP	30	Aidan Chamberlin	RHP	18	Matt Archibald	RHP
22	Zane Raba	OF				34	Adyn Lucero	RHP	21	Owen Geiger	RHP
32	Brian Furey	C/OF				35	Mac McCommons	C	26	Jack Killelea	C
37	Nolan Jorgenson	RHP							27	Evan Foster	LHP
									33	Tristan Rucker	C
									38	Aidan Healy	RHP
									40	Brady Bendik	RHP
									43	Ajay Goluguri	C
									44	Ryan Bibb	RHP
									48	Rayne Fry	RHP

### BY STATE

<u>California (6)</u>			<u>Georgia (3)</u>			<u>Massachusetts (1)</u>			<u>Pennsylvania (2)</u>		
2	Hudson Lehnertz	OF	20	Matthew Shirah	RHP	3	Andrew Manning	OF	31	Owen Beisty	RHP
12	Jack Finnigan	OF	35	Mac McCommons	C				40	Brady Bendik	RHP
19	Ivan Aguirre	IF	48	Rayne Fry	RHP	<u>New Jersey (3)</u>			<u>South Carolina (1)</u>		
25	Tyler Grenn	RHP				8	Leo Mangiamele	IF	26	Jack Killelea	C
34	Adyn Lucero	RHP	<u>Illinois (4)</u>			9	Evan Brown	IF	<u>Tennessee (1)</u>		
37	Nolan Jorgenson	RHP	13	Zach Ward	RHP	32	Brian Furey	C/OF	21	Owen Geiger	RHP
<u>Colorado (1)</u>			17	Victor Izquierdo	IF	<u>New Mexico (1)</u>			<u>Texas (2)</u>		
28	Jackson Beattie	RHP	27	Evan Foster	LHP	16	Henry Mitchell	IF	22	Zane Raba	OF
<u>Florida (4)</u>			44	Ryan Bibb	RHP	<u>New York (4)</u>			43	Ajay Goluguri	C
1	Logan Keller	IF	<u>Indiana (1)</u>			4	Brock Murtha*	IF/RHP	<u>Virginia (1)</u>		
7	Tyler Bouchard	OF	45	Landon Krueer	RHP	5	Timmy Virtudes	LHP	29	Liam Golden	RHP
10	Eduardo Diaz	IF	<u>Maryland (3)</u>			30	Aidan Chamberlin	RHP			
33	Tristan Rucker	C	6	Brendan Munnely	IF	38	Aidan Healy	RHP			
			11	Anthony Fiallo	OF						
			18	Matt Archibald	RHP						

## PRONUNCIATIONS

#2 Hudson Lehnertz	LEHN-ertz	#25 Tyler Grenn	Gren
#4 Brock Murtha	MURTH-uh	#26 Jack Killelea	kill-lay-UH
#5 Timmy Virtudes	VUR-too-dis	#28 Jackson Beattie	BEAT-ee
#6 Brendan Munnely	MUNN-ul-lee	#31 Owen Beisty	BEAST-ee
#8 Leo Mangiamele	Mang-UH-mel-ee	#34 Adyn Lucero	Aidan lou-SEER-oh
#11 Anthony Fiallo	fee-ALOE	#37 Nolan Jorgenson	JORGE-in-sen
#17 Victor Izquierdo	iz-KEER-doh	#40 Brady Bendik	ben-DICK
#19 Ivan Aguirre	UH-gear-ay	#43 Ajay Goluguri	A.J. GOAL-uh-gur-ee
#20 Matthew Shirah	SHY-ruh	#45 Landon Krueer	CREW-er
#21 Owen Geiger	GUY-gur	HC Chuck Ristano	rih-STAHN-oh
#22 Zane Raba	RAH-buh	AC Adam Pavkovich	PAV-co-vitch



## COACHING STAFF

### CHUCK RISTANO

HEAD COACH

A veteran coach with nearly two decades of Division I experience, Chuck Ristano was named the head baseball coach at the Naval Academy on June 17, 2023.

He becomes just the sixth coach to lead the program in the last 85 years.

Spending the past 13 seasons as a pitching coach in the Atlantic Coast Conference, Ristano helped guide Notre Dame to three NCAA Tournaments and a College World Series berth during his 12 years in South Bend before heading to Florida State for the 2023 campaign.

Ristano has been an ace recruiter and coach during his 19-year rise through the Division I level, finding and developing nine conference award winners, 27 All-Americans and 51 all-conference selections. Additionally, Ristano has seen 41 of his student-athletes selected in the Major League Baseball Draft and nine former players reach the MLB.

While coaching at Florida State, Ristano guided Jackson Baumeister to All-ACC honors, as the Seminoles' sophomore struck out the third-most batters in the ACC (95), tallied 12.39 strikeouts per nine innings to rank 18th nationally and was picked by the Baltimore Orioles in the second round of the 2023 MLB Draft.

In addition to directing and managing the pitching staff, Ristano was involved with all phases of Florida State's roster management, recruiting, player development, technology integration and academics, while serving as the program's liaison with MLB scouts and scouting directors.

Ristano's 12-year tenure on the Notre Dame staff produced 17 MLB Draft picks on the mound, 13 all-conference pitchers and eight seasons with an earned run average under 4.00. Most impressive were Ristano's last three seasons on staff in South Bend, as the Fighting Irish had the second-best winning percentage nationally between 2020-22 (.8632, .729) and appeared in back-to-back NCAA Super Regionals for the first time in program history (2021, 2022).

The 2022 season was a historic one for Ristano and the Irish, as Notre Dame reached the College World Series for the third time in school history en route to a 41-win season. Knocking off No. 1 overall seed Tennessee in the Super Regionals, the Irish eclipsed the 40-win plateau for the first time since the 2006 season. Individually, left-hander John Michael Bertrand was named a unanimous All-American in addition to his second-straight All-ACC First Team selection, while Jack Findlay earned a Freshman All-American nod.

Ristano's 2022 pitching staff was also one of the best in the nation statistically, leading the ACC and ranking 10th in the nation in both ERA (3.91) and hits allowed per nine innings (7.77), while the team's 10.7 strikeouts per nine innings ranked eighth nationally and the Irish's 615 strikeouts set a school record.

Helping lead the Irish to a magical 2021 campaign as well, Ristano saw them go from unranked to as high as No. 2 in the nation and fall just one game short of advancing to Omaha for the College World Series.



### What They're Saying

#### Florida State Head Coach Link Jarrett

"I am so proud of Chuck. The Navy job is a slam dunk right in his wheelhouse. You will not find anyone who coaches with more passion and pride, and those traits become visible in the players he coaches. His intelligence combined with pure baseball savvy are such a great combination. This resonates both on and off the field. Lizzy, Jane and CJ will be missed so much. Watching them grow and run around the stadiums was awesome. Lizzy is an amazing wife, mom and championship coach. Her support of Chuck in his journey is second to none. Chuck's ability to command his pitching staffs, as well as his presence with the entire team, leads so well to becoming a head coach. He will thrive at Navy, and they are very fortunate to have him."

#### MLB First Baseman Trey Mancini

"I am so happy for and proud of Coach Ristano for getting the head coaching job at Navy. I can't think of anyone better to lead the program. Especially having some Baltimore ties and family ties in Maryland, the Naval Academy is a place I have really grown fond of and enjoyed visiting during my time in Maryland. I'm just so excited that Coach Ristano has this opportunity, he is obviously someone that means a lot to me. He came to my wedding this offseason, he threw to me in the Home Run Derby, he's just one of the best guys I know. I know he's going to do a great job."

#### Monmouth Head Coach Dean Ehehalt

"Navy is getting a passionate and impactful leader in Coach Ristano. Chuck has done a tremendous job at all his previous stops, including during his time at Monmouth. He has a talent for developing players and is an outstanding person. This was a great hire for Navy."

The 2021 Irish pitching staff also ranked as one of the best in the ACC on the way to the program's first Super Regional appearance since 2002. Finishing third in the ACC with a 3.95 team ERA, Notre Dame had three pitchers among the Top-10 conference ERA leaders, while Bertrand and Tanner Kohlhepp both earned all-conference selections, with Bertrand becoming the first Irish pitcher to garner first-team conference honors since Adam Norton in 2013.

During the shortened 2020 season, Ristano's staff was one of the toughest to get hits against in the country, as Irish pitchers led the ACC and ranked seventh nationally in hits allowed per nine innings (5.85) while Tommy Vail finished second in the NCAA in WHIP with a 0.46 mark.

Ristano's arms also set a new standard at Notre Dame in the 2017 MLB Draft, as five of his pitchers were selected in the draft, with Peter Solomon, Sean Guenther and Brad Bass all going in the first seven rounds. It marked the most selections over the first seven rounds in school history and the third time Notre Dame produced three picks in the opening 10 rounds of a single draft.

A key part of the program's successful transition from the Big East to the ACC, Ristano helped guide the Irish to the 2015 NCAA Tournament, Notre Dame's first appearance in the tournament in nearly a decade. That postseason run also featured Ryan Smoyer earning Third-Team All-ACC honors and the duo of Brad Bass and Sean Guenther collecting Louisville Slugger Freshman All-America accolades.

Notre Dame's final year in the Big East saw a pair of Ristano's pitchers earn All-Big East honors in 2013, as Dan Slania led the league in ERA (1.21) and saves (13), while Adam Norton was third nationally with three shutouts.

Arriving in South Bend for the 2011 season, Ristano's impact was immediate with improvements from the year before in ERA (down to 3.42 from 5.95), quality starts (up to 33 from 11) and strikeout-to-walk ratio (up to 2.57 from 1.73).

Prior to Notre Dame, Ristano served as Temple's pitching coach during the 2010 season and spent four seasons (2006-2009) on the coaching staff at Monmouth. During his time on the Monmouth staff, Ristano helped the Hawks claim back-to-back Northeast Conference regular-season titles (2007, 2008) and

### The Ristano File

Years	Team	Role
2024-	Navy	Head Coach
2023	Florida State	Assistant Coach
2013-22	Notre Dame	Assistant Coach
2011-12	Notre Dame	Volunteer Assistant
2010	Temple	Assistant Coach
2006-09	Monmouth	Assistant Coach
2005	Sacred Heart	Assistant Coach

## COACHING STAFF

win the NEC Tournament in both 2007 and 2009. Under Ristano, three Monmouth pitchers were drafted and eight signed professional contracts, including 2007 NEC Pitcher of the Year and future MLB reliever Brad Brach as well as 2007 NEC Rookie of the Year Ryan Buch.

A native of Valley Stream, N.Y., Ristano began his coaching career at his alma mater, Sacred Heart, helping the Pioneers to the program's first NEC Tournament appearance in 2005 and tutoring a pair of all-conference first-teamers, including 2005 NEC Pitcher of the Year Jay Monti.

Outside of his college coaching experience, Ristano has also served as a pitching coach and manager for the 2019 and 2022 USA Baseball 16U/17U National Team Development Program, a program that identifies, evaluates, coaches and selects the most elite players in the country for eventual placement on the 18U National Team.

Additionally, during the 2021 MLB Home Run Derby, Ristano was the pitcher for former Baltimore Oriole and Notre Dame star Trey Mancini, with Mancini finishing as the runner-up in the midsummer event.

A four-year letterwinner for the Sacred Heart baseball team, Ristano was also a two-time captain and four-time NEC All-Academic honoree for the Pioneers.

Graduating from SHU in 2004 with a bachelor's degree in sports management, Ristano then earned a master's degree in sports management from Liberty University in 2018.

Ristano and his wife, Lizzy – a 17-year member of the Notre Dame softball coaching staff and the 2001 Big EAST Player of the Year for the Irish – have a daughter, Jane, and son, C.J.

## JEFF KANE ASSISTANT COACH

Announced in July of 2014 as an assistant coach, Jeff Kane is in his 10th season on the Navy baseball staff, once again handling the Mids' offense and recruiting efforts in 2024.

Over his first nine seasons, Kane has been instrumental in Navy having seven recruiting classes ranked in Perfect Game's Top-100, including four straight Top-100 incoming classes from 2016 to 2019 and a program-best No. 78-ranked class in 2022. He has also developed 36 All-Patriot League hitters as well as three Patriot League Players of the Year during his time in the Navy Blue and Gold.

Kane continued to help the Navy offense evolve in 2023, as the Mids struck out the least number of times among Patriot League teams. Additionally, Kane mentored Alex Smith and Nick Burch to breakout senior seasons that saw both make the All-Patriot League Second Team, as Smith was named a Buster Posey Award semifinalist and Burch legged out a league-high five triples. Additionally, Kane's influence helped Navy's defense post the second-best fielding percentage (.969) and turn the most double plays per game (0.88) of any league member.

In 2022, Navy finished as the top-fielding team in the Patriot League with a .976 fielding percentage, along with ranking third amongst league teams in triples (11) and home runs (26). Kane also coached three All-Patriot League honorees in 2022, as Christian Policelli garnered first-team recognition, while Colin Smith was named a second-team selection and Eduardo Diaz was recognized as the Patriot League Defensive Player of the Year.

The 2021 season saw Kane and the Midshipmen post a 17-15 record and earn a spot in the league tournament. He helped Navy to a Patriot League-best .281 batting average and the second-best slugging percentage (.389) and on-base percentage (.387) in the league. The 2021 campaign also saw Kane mold



five more Mids into All-Patriot League performers, as Policelli, Nico Valdez, Zach Stevens, Logan Keller and Zane Raba all took home postseason recognition.

Kane helped Navy to a 14-1 record in the shortened 2020 season, the program's best start through 15 games since 1961, as the Midshipmen won their final 14 games of the year for the second-longest single-season win streak in program history. On the offensive end, Navy led the Patriot League in average (.275), RBIs (84), slugging percentage (.404) and on-base percentage (.398), while Kane also mentored Preseason All-Patriot Leaguer Zach Biggers.

In his fifth year with the program, Kane helped the 2019 Navy team finish with the second-most wins in program history after posting a 39-17 record and winning the program's fifth-straight Patriot League regular season title with a 18-7 league mark. The 2019 Midshipmen hit .272 as a team and finished second in program history with 36 home runs, just two shy of the program-record 38 homers in 2008.

Kane mentored Patriot League Player of the Year Christian Hodge, who tied the program single-season record with 12 homers and posted 52 RBI to ranked fifth in program history, and Freshman All-American Zach Stevens, who led the team with a .319 batting average and .519 slugging percentage. Kane also coached First Team All-Patriot Leaguers in Hodge and Zach Biggers and Second Team selections in Stevens and Liam Lowery.

2018 saw the Mids' lineup amongst the most productive in the Patriot League and the nation. A proven winner, Kane's offense helped Navy go 38-16 in 2018, marking the fourth straight year with 37-or-more wins in Annapolis. As a team, the Mids' offense hit .286 and slugged .406 with an on-base percentage rate of .373. Nationally, Navy ranked fourth with 24 triples, 19th with 124 doubles and 51st in batting average, while registering a .704 winning percentage that was 12th-best.

Individually, six hitters earned All-Patriot League accolades, as Logan Knowles, Christian Hodge, Zach Biggers and Liam Lowery all took home first-team honors, while the All-PL Second Team saw Stephen Born and Michael Coritz recognized. Biggers, the 2018 Patriot League Defensive Player of the Year, also garnered a nod as a 2018 Louisville Slugger Second Team All-American. As a starting unit, the Mids had seven regulars hitting .274 or better, record 10-plus doubles and 20-or-more RBI.

As a third-year assistant in 2017, Kane once again guided a potent Navy offense that helped post 37 wins, equaling the 2015 team for third-most victories in a season. Nationally in the NCAA DI rankings, Navy was eighth in total triples, 35th in batting average (.297) and 39th in runs per game (6.8), all the while posting the 23rd-highest winning percentage (.685). In Navy's single-season record book, the 2017 team finished second all-time in runs (366), doubles (104), home runs (35) and RBI (325), in addition to ranking fourth in hits (534).

Individually, Navy had five members of lineup hit over .315, while all nine starters posted .271-plus batting averages, 11-or-more extra-base hits, 23-or-more runs scored and 22-or-more RBI. Racking up six players with postseason honors, Travis Blue led the way by being named the 2017 Patriot League Player of the Year, as he was joined on the All-PL First Team by Leland Saile and Logan Knowles while Adrian Chinnery was selected to the league's second team. Zach Biggers and Jacob Williamson gave the 2017 team its fifth and sixth postseason honorees as the duo were named Louisville Slugger Freshmen All-Americans.

In 2016, Kane directed an offense that had a leading role in a school-record 43 wins, Patriot League regular and postseason championships and a victory in the NCAA Tournament. Nationally, the team's 31 triples total was fourth in Division I, while the .390 on-base and .298 batting average marks were 33rd and 36th, respectively. All three marks, along with 585 hits and 375 runs scored, ranked first in the Patriot League. In the program's record book, 375 runs and 328 RBIs set new high marks, while the 585 hits, 103 doubles and 31 triple totals all ranked as second-best in a single season at the time.

Kane also added to the list of all-league pupils in 2016, with four First Team All-Patriot League selections: Adrian Chinnery, Robert Currie, Connor Deneen and Stephen Born.

In his first season with Navy in 2015, Kane guided the Mids to one of the

## COACHING STAFF

most successful offensive seasons in recent history. Across the board, Navy saw marked improvement as the squad hit 23 points better and increased its slugging percentage by 55 points. The team's penchant for extra-base hits came to the forefront, as the Mids led the nation in triples with 36, seven more than the second-best team, and Navy's 83 doubles in 2015 ranked 11th all-time in the team's single-season record books.

Individually, Kane aided Sean Trent in recording a Third-Team All-American-worthy year, as Trent finished third in the nation in hits (94) and fifth overall in batting average (.407), while his doubles total (18) was first in the Patriot League and his RBI total (42) ranked second in the league, earning him Patriot League Player of the Year. In total, three Midshipmen earned all-league honors in 2015, as Adrian Chinnery joined Trent on the First Team and Robert Currie made the Second Team, while Connor Deneen finished the season ranked third in the NCAA with eight triples.

Prior to joining Navy, Kane served as the associate head coach, recruiting coordinator and lead hitting instructor for fellow Patriot League member Holy Cross. Spending five years on the Crusaders' coaching staff, Kane helped produce the school's all-time hit leader in Matt Perry, all-time home run leader in Nick Ciardiello, and all-time RBI leader in Eric Oxford. In addition to his success with the trio of all-time offensive greats, he had 17 positional players earn All-Patriot League honors during his five years. Under his tutelage, Holy Cross saw Jordan Enos named the 2013 Patriot League Player of the Year and Stephen Wadsworth receive 2010 Patriot League Rookie of the Year, while two positional players, Mike Ahmed and Alex Maldonado, signed Major League Baseball contracts in 2013.

As a team, Kane and the Crusaders were consistently near the top of the Patriot League leaderboard in a variety of offensive categories. In 2014, Holy Cross posted the top marks in slugging percentage (.358), doubles (79), home runs (16) and total bases (517). His 2013 squad led the league in every major offensive category including batting average (.289), hits (499), runs scored (317) and home runs (22), while the 2012 Holy Cross team ranked first in the Patriot League with 24 homers. In Kane's first season as hitting coach in 2010, the Crusaders broke nine school offensive records including batting average (.319), slugging percentage (.477), at-bats (1,785), runs (367), hits (569), doubles (114), home runs (45), total bases (852) and RBI (340).

Prior to Holy Cross, Kane was the varsity baseball coach at Westford Academy, where the Grey Ghosts went 60-27 (.689) during his tenure from 2006-09. During the 2009 season, the Ghosts finished 17-4 and won their second-straight Dual County League Large Division title. A year prior, the 2008 Grey Ghosts went 21-3 and held a No. 2 ranking in Eastern Massachusetts by the Boston Globe and a No. 12 ranking in the Northeast Region by the USA Today, earning the No. 1 seed in the Division 1 Eastern Massachusetts Tournament. For his achievements at Westford Academy, Kane was named the 2008 Lowell Sun Coach of the Year.

Kane was also the manager for the Lowell All-Americans of the New England Collegiate Baseball League during the summers of 2009 and 2010. Prior to his promotion to manager, he served two years as an assistant coach in Lowell under manager Ken Connerty. During his four years with the All-Americans, 15 of his players went on to be drafted.

Kane played at the collegiate level under Jack Leggett at Clemson from 1997-99, where he was a member of three nationally-ranked teams. During the 1999 season at Clemson, he appeared in 19 games for a team that came within one win of a College World Series berth. Kane was member of the 1997 Atlantic Coast Conference Honor Roll.

A native of Acton, Mass., Kane and his wife, Lilly, have a son, Travis, and daughter, Louisa. His brother, Ryan, played baseball at Presbyterian College and was a Cape Cod Baseball League All-Star, becoming a sixth-round selection of the Anaheim Angels in 1995 en route to a 10-year career in professional baseball.

## TIM REILLY ASSISTANT COACH

Joining the Mids as an assistant coach in August of 2022, Tim Reilly is in his second season with the Navy baseball program in 2024, handling pitching coach duties for head coach Chuck Ristano's team.

Orchestrating a complete turnaround of the Mids' pitching staff, Reilly's first year on staff saw Navy lower its team ERA by more than a run, as he mentored a trio of All-Patriot League Second Team selections on the mound (Nate Mitchell, Matthew Shirah, Landon Kruer) while also developing catcher Alex Smith into a Buster Posey Catcher of the Year Award semifinalist and All-Patriot League Second Teamer behind the plate. His pitching staff ranked in the top-15 of multiple categories in the program's single-season record books and posted a league-low 3.90 walks allowed per nine innings. Individually, Mitchell paced the league in complete games (4), walks allowed per nine innings (1.58) and strikeout-to-walk ratio (3.85) and Kruer led the Patriot League with nine saves.

No stranger to the Patriot League, Reilly spent five seasons (2018-22) with the league rival Lafayette College before coming to Annapolis, serving as an assistant coach under former Navy assistant Joe Kinney for three years and as the head coach for his last two seasons in Easton.

In his two years as the bench boss, Reilly led Lafayette to 22 victories in league play, marking the first time the program had posted 10-or-more conference wins in consecutive seasons since 2006-07 and only the third time in school history. As a pitching staff, the Leopards finished 2022 with the league lead in strikeouts (188) and ERA (3.84) in conference games.

Producing three All-Patriot Leaguers in his first season at the helm in 2021, Reilly followed that up by having a trio of all-league selections in 2022, highlighted by pitcher Jake Bloss earning First Team All-Patriot League recognition after pacing the league in earned run average and strikeouts during conference play.

His first three seasons in Easton saw Reilly serve as the team's recruiting coordinator and work closely with all areas of the Lafayette program, overseeing the hitters and catchers in his first campaign as a pair of Leopards picked up First Team All-PL accolades. Reilly then took over as the team's pitching coach for the 2019 and 2020 seasons.

Prior to Lafayette, Reilly spent six seasons on the coaching staff at his alma-mater Rutgers, playing a key role in the program's transition to the Big Ten Conference in 2015 while serving as the recruiting coordinator and working closely with the Scarlet Knight catchers. During his time on the Rutgers staff, Reilly helped four Scarlet Knight backstops earn all-conference honors, including All-Big Ten selection R.J. Devish, who entered the program as an infielder before posting a breakout 2016 campaign that saw Devish named National Collegiate Baseball Writers Association (NCBWA) District II Player of the Year and earn a spot on the Johnny Bench Award watch list as one of the nation's top catchers. Reilly was also instrumental in Jeff Melillo becoming a Johnny Bench Award candidate in 2013.

Before returning to Piscataway, N.J., Reilly was an assistant coach for the 2011 season at Rider University, where he was responsible for the catchers and hitters. Reilly played a role in developing Nick Crescenzo into a Louisville Slugger Freshman All-American and the MAAC Rookie of the Year, one of three Bronco hitters to claim All-MAAC honors during Reilly's lone season at Rider.

Reilly got his first collegiate coaching opportunity in 2010 as a student assistant coach for Rutgers, helping lead a 30-win Scarlet Knight team that advanced to the semifinal round of the Big East Tournament and saw three players drafted.

A four-year letterwinner at catcher for the Scarlet Knights and coach Fred Hill from 2006-2009, Reilly was an Academic All-Big East selection in 2007 as the



## COACHING STAFF

team matched a program record with 42 wins en route to winning the Big East Championship and earning a berth in the NCAA Tournament.

A product of Egg Harbor City, N.J. and Holy Spirit High School, Reilly graduated from Rutgers University in 2009 with a bachelor's degree in exercise science, concentrating in sports management. He resides in Arnold, Md., with his wife, Diana, a former UNCW women's basketball player.

### ADAM PAVKOVICH ASSISTANT COACH

With eight seasons of professional playing experience and having coached for more than a decade at the Division I level, former minor leaguer Adam Pavkovich joined the Navy baseball staff as an assistant coach in July 2023, reuniting him with head coach Chuck Ristano.

Pavkovich most recently served as an assistant coach at Western Kentucky for three seasons (2020-2022), working with the Hilltoppers' catchers and outfielders while also handling the role of recruiting coordinator.

During his time at WKU, Pavkovich helped lead the Hilltoppers to a 10-6 start in the 2020 season before the campaign was cut short by the COVID-19 pandemic, while the 2021 team racked up 27 wins en route to its second-straight Conference USA Tournament appearance. Individually, Pavkovich helped coach outfielder Jackson Gray to All-Conference USA Second-Team and ABCA/Rawlings Midwest All-Region Second-Team honors in 2021, before developing catcher Ty Batusich into a 2022 All-CUSA Freshman Team selection the following season.

Pavkovich spent 2019 as an assistant at Notre Dame alongside Ristano, where Pavkovich was responsible for infield defense and running the offense while assisting in recruiting efforts. Helping complete back-to-back Top-50 recruiting classes in 2020 and 2021, his second stint in South Bend also saw him work with the analytics team to develop advanced scouting reports and internal evaluations.

Prior to his Fighting Irish return, Pavkovich was an assistant coach for three years at Georgia State (2016-18). Helping improve the Panthers' slugging percentage in each season, he was also responsible for coaching infield defense as well as instituting offensive approaches and philosophy. Additionally, as the Panthers' recruiting coordinator, he prepared and executed a recruiting strategy that helped land a school-record No. 61-ranked class in 2017.

Pavkovich's first stint with the Irish was as a volunteer assistant in 2014 and 2015, working with Notre Dame's infielders and hitters. With Pavkovich and Ristano helping the team to an NCAA Regional berth in 2015, Pavkovich oversaw a defense that led Division I in double plays while ranking ninth nationally in fielding percentage. Individually, Pavkovich mentored a 2015 ABCA Rawlings Gold Glove Award recipient in current Toronto Blue Jays infielder Cavan Biggio.

Pavkovich arrived at Notre Dame after spending the 2013 season as an assistant coach at Alabama-Huntsville, and also spent two years (2011-12) as a student assistant at his alma mater Alabama. During his time on the Crimson Tide staff, Pavkovich mentored a 2011 ABCA Rawlings Gold Glove Award selection in center fielder Taylor Dugas, who was later picked in the 12th round of the 2012 MLB Draft by the New York Yankees.

Pavkovich began his coaching career at IMG Academy (2007-2009) in Sarasota, Fla., serving as a special instructor during the winters. While at IMG, he worked with several players who went on to be drafted and a pair who eventually reached the Major Leagues in Tyler Pastornicky of the Atlanta Braves and J.R.

Murphy of the New York Yankees.

Selected in the 11th round of the 2003 MLB Draft, Pavkovich enjoyed an eight-year professional career with the Los Angeles Angels organization, reaching Triple-A while earning invitations to Major League spring training in 2008 and 2009. Playing in 708 career minor league games, he turned in his best year in 2008, batting .280 with 22 home runs and 80 RBI for the Triple-A Salt Lake Bees.

Pavkovich was a three-year letter winner as a shortstop at Alabama (2001-03), helping the Crimson Tide to Southeastern Conference Tournament championships and NCAA Regional appearances in 2002 and 2003. His best year came in 2003, when he batted .338 with 11 home runs, 55 RBI and an SEC-leading 27 doubles, earning SEC All-Tournament Team honors and being named CoSIDA Academic All-District.

Pavkovich completed his bachelor's degree in commerce and business administration from Alabama in 2012, minoring in computer science. The Venice, Fla., native is married to the former Lindsay Devore, and the couple has two daughters, Presley Grace and Sadie Belle, and one son, Ty.

### COURTNEY CASWELL DIRECTOR OF BASEBALL OPERATIONS

Courtney Caswell enters her first season with the Navy baseball team as the director of operations.

Caswell joined the Midshipmen after spending the last four seasons with the Florida State baseball team, most recently serving as the recruiting and quality control analyst for the 2023 campaign where she worked alongside Ristano during his tenure as pitching coach. In her role, Caswell assisted in recruiting compliance, video technology and quality control with player development while overseeing MLB Draft analysis.

Caswell also worked as an alumni relations and fundraising assistant for the Seminoles' baseball program for three seasons. Prior to that, she was the president of the Florida State Bat Girls spirit squad as an undergraduate student.

A native of Tallahassee, Fla., Caswell graduated from Florida State with a bachelor's degree in mass communication/media studies and sport management in 2019, later earning her master's degree in sport management from FSU in 2021.



## SUPPORT STAFF

### **BEN LACHANCE** STRENGTH & CONDITIONING

Joining the Naval Academy Athletic Association in August 2021, Ben LaChance serves as an Assistant Strength and Conditioning Coach for baseball, rowing (heavyweight and women's) and swimming & diving.

Prior to his arrival at Navy, LaChance was the Associate Director of Sports Performance at Queens University of Charlotte from Sept. 2017 through July 2021. While at Queens, he was responsible for all aspects of strength, conditioning and performance for baseball, men's lacrosse, women's lacrosse, women's soccer and field hockey.

LaChance has also served at the collegiate level at North Carolina State as a strength and conditioning professional intern from 2015 to 2017, as well as at UNC Wilmington as an intern from 2013 to 2015.

After his time at N.C. State and before Queens University, he worked with the Minnesota Twins as a minor league strength and conditioning coach during the 2017 season. While with the Twins' minor league organization, he programmed and administered weight training and conditioning programs for minor league players, created and implemented speed development programs for position players and tracked player activity using the Kinduct athlete management platform. Additionally, he used the Omega Wave, Gymaware and Nordboard monitoring systems.

A former collegiate swimmer, LaChance earned his bachelor's degree in exercise science from UNC Wilmington in 2014 and his master's in organizational development from Queens in 2020. He resides in Cape St. Claire, Md. with his wife, Emma, who also competed for the UNCW swimming team.

LaChance is a Certified Strength and Conditioning Specialist and a Registered Strength and Conditioning Coach through the NSCA, Level 1: Functional Movement Systems Certified and a Smart Cuffs Certified Blood Flow Restriction Provider.



### **GRETCHEN BENZ** ATHLETIC TRAINING

Joining the Naval Academy Athletic Association in August 2007, Gretchen Benz, MEd, ATC, currently serves as the Athletic Trainer for the Naval Academy's baseball and women's rowing programs.

Prior to Navy, Benz spent five years with the football, baseball, and men's soccer programs at the University of Maine. Within that time, she also served as an instructor in the Department of Kinesiology and Physical Education.

From 1997 to 2002, Benz worked with the football and women's basketball programs at the University of Richmond. During her final year at Richmond, she also served as an instructor in the Department of Wellness.

Benz earned her master's degree in sport management from the University of Georgia, where she served as the athletic trainer for the 1996 NCAA Division I runner-up women's basketball team. While in Georgia, she had the opportunity to volunteer at the 1996 Olympic Games in Atlanta, and was assigned to the Stone Mountain Velodrome and Archery Center.

A native of Detroit, Benz attained her a bachelor's degree in French, with



minors in athletic training and biomedical sciences, from Western Michigan University in 1995. While an undergraduate student, she spent one semester at Université Laval, a French university in Québec City, Canada.

### **NICHOLAS VOGT** EQUIPMENT OPERATIONS

Joining the Naval Academy Athletic Association in August 2017, Nicholas Vogt serves as an Assistant Director of Equipment Operations with a focus on Navy's baseball and rowing programs.

Prior to Navy, Vogt served as the Head Equipment Manager at Georgia State for four years. Vogt oversaw all aspects of the Georgia State equipment operations.

Prior to his time at Georgia State, Vogt worked at Indiana University for five years. While at Indiana, Vogt served as an Assistant Football Equipment Manager for two years and as an Assistant Olympic Sports Equipment Manager for three years. He also served as the Interim Head Football Equipment Manager at Indiana in the fall of 2012.

Vogt also spent one year as an Assistant Director of Equipment Operations at Montana State University and one year as an Assistant Equipment Manager at The Citadel.

He also performed equipment internships with the Houston Texas and the Indianapolis Colts. Vogt is a Certified Member of the Athletic Equipment Managers Association.

A 2006 graduate of Indiana University with a bachelor's degree in sport marketing and management, Vogt also had a minor in business.

Vogt resides in Arnold, Md., with his wife, Liz with their daughters, Leah and Mary Jean.




## MIDSHIPMEN PROFILES

### 19 / IVAN AGUIRRE

JR. | IF | R/R | 5-10 | 160 | TEMPLE CITY, CALIF.

#### 2023: Sophomore

- Appeared in 27 games, making 12 starts for the Mids
- Collected seven hits on the season, including two doubles, while scoring 10 runs and plating two RBI
- Drew seven walks for a .333 on-base percentage
- Posted a season-high two hits against Ohio on Feb. 19, scoring twice
- Matched his career high with two runs scored on April 12 at Maryland Eastern Shore
- Notched a pair of hits at Lehigh on April 29
- Ended the season on a five-game on-base streak, starting on April 12 at Eastern Shore through May 13 at Bucknell



#### 2022: Freshman

- Appeared in 41 games with 35 starts as the primary second baseman for the Mids
- Made two appearances on the mound in relief, allowing one earned run over 2.2 innings of work
- Hit .253 with a triple, three doubles, nine RBI and 10 runs scored
- Recorded a .316 slugging percentage along with reaching base at a .429 clip
- Totaled six multi-hit games, the seventh-best mark on the team
- Added two multi-RBI outings at the plate
- Posted a career-best outing at the plate against Lehigh (4/2) by going 2-for-3 with a run scored and three RBI
- Made 60 putouts and totaled 77 assists while committing just two errors over 39 games at second base

#### High School

- Four-year letterwinner for the Damien High School baseball program
- Earned First-Team All-League honors as a senior
- Named Perfect Game Preseason All-California Region Honorable Mention prior to senior season

#### Personal

- Son of David and Hilda
- Played travel baseball with San Diego State's Eldridge Armstrong and Cal State Fullerton's Angelo Aleman

#### Aguirre's Career Bests

Runs	2, three times, MR: at UMES (4/12/23)
Hits	3, vs. Marist (3/11/22)
RBI	3, at Lehigh (4/2/22)
Stolen Bases	1, two times, MR: at Georgetown (3/8/23)
Hit Streak	4 games (3/19/22-3/22/22)
Innings Pitched	2.0 IP, at Mount St. Mary's (4/13/22)
Strikeouts	1, at Mount St. Mary's (4/13/22)
Longest Outing w/1 Hit	0.2 IP, at UMBC (3/29/22)
Longest Outing w/o Walk	N/A

#### Batting Career Statistics

Year	AVG.	GP-GS	AB	R	H	2B	3B	HR	RBI	TB	SLG
2022	.253	41-35	79	10	20	3	1	0	9	25	.316
2023	.171	27-12	41	10	7	2	0	0	2	9	.220
<b>TOTAL</b>	<b>.225</b>	<b>68-47</b>	<b>120</b>	<b>20</b>	<b>27</b>	<b>5</b>	<b>1</b>	<b>0</b>	<b>11</b>	<b>34</b>	<b>.283</b>

Year	BB	HBP	SO	GDP	OB%	SF	SH	SB-ATT	PO	A	E	FLD%
2022	21	4	17	0	.429	1	1	2-2	60	77	2	.986
2023	7	3	15	2	.333	0	1	1-2	31	39	4	.946
<b>TOTAL</b>	<b>28</b>	<b>7</b>	<b>32</b>	<b>2</b>	<b>.397</b>	<b>1</b>	<b>2</b>	<b>3-4</b>	<b>91</b>	<b>116</b>	<b>6</b>	<b>.972</b>

#### Pitching Career Statistics

Year	ERA	W-L	APP	GS	CG	SHO	CBO	SV	IP	H	R	ER
2022	3.38	0-0	2	0	0	0	0	0	2.2	1	2	1
<b>TOTAL</b>	<b>3.38</b>	<b>0-0</b>	<b>2</b>	<b>0</b>	<b>0</b>	<b>0</b>	<b>0</b>	<b>0</b>	<b>2.2</b>	<b>1</b>	<b>2</b>	<b>1</b>


Year	BB	SO	2B	3B	HR	BF	BAVG	WP	HBP	BK	SFA	SHA
2022	3	1	0	0	0	13	.125	3	1	0	1	0
<b>TOTAL</b>	<b>3</b>	<b>1</b>	<b>0</b>	<b>0</b>	<b>0</b>	<b>13</b>	<b>.125</b>	<b>3</b>	<b>1</b>	<b>0</b>	<b>1</b>	<b>0</b>

### 18 / MATT ARCHIBALD

FR. | RHP | R/R | 6-4 | 210 | CHURCHVILLE, MD.

#### High School

- Spent the 2022-23 academic year at Mercersburg Academy, which is a Naval Academy Foundation school
- Competed for Mercersburg's baseball and track teams during his one season with the Blue Storm
- Played three seasons for the John Carroll School baseball team
- Earned all-county and All-MIAA Conference honors during his senior year at John Carroll, also being named the team's most valuable player
- Competed in the 2022 MSABC Brooks Robinson Senior All-Star Game at Camden Yards as a senior
- Named to the PBR Maryland All-Underclass Team as a sophomore
- Also played two seasons of volleyball at John Carroll
- Won the 2020 WWBA Underclass Championship with the Canes travel team
- John Carroll teammate of Coastal Carolina's Frank Adamski Jr., Goldey Beacom's Will Weiman and Washington & Jefferson's Ben Pierce



#### Personal

- Son of David and Kathleen Archibald
- Father, David, played two seasons of baseball at Cal Poly San Louis Obispo
- Sister, Claire, played volleyball at Iona College for four seasons, taking home MAAC Player of the Year honors in 2018
- Brother, Ryan, played five years of collegiate baseball, spending time at Arizona, West Virginia, Mercer and George Mason

### 28 / JACKSON BEATTIE


SO. | RHP | R/R | 6-0 | 180 | GOLDEN, COLO.

#### Career Honors

- 2023 Patriot League Rookie of the Week (3/21)

#### 2023: Freshman

- Named Patriot League Rookie of the Week on March 21
- Finished second on the team with 16 appearances on the mound, making one start and picking up three saves while totaling a 1-1 record
- Compiled a 4.54 ERA over 33.2 innings, striking out 20 while limiting opponents to 10 walks
- Posted 10 appearances of two-or-more innings, including three relief appearances of four innings
- Held UNCW scoreless on two hits over 1.2 innings for his collegiate debut on Feb. 18 and made first collegiate start against Georgetown on Feb. 21, going two innings and striking out two
- Notched first save with a five-pitch, one-inning outing against Air Force on Feb. 25
- Pitched a season-high four innings against Bucknell on March 19, allowing one



# 2024 NAVY BASEBALL

## MIDSHIPMEN PROFILES

- unearned run on three hits
- Notched second career save on April 9, tossing two scoreless innings and striking out a season-high three Holy Cross batters
- Logged four innings out of the bullpen on April 16 at Lafayette, earning the save after allowing two runs on five hits
- Threw four innings of one-run ball against George Mason on May 3 while punching out one batter
- Recorded a scoreless 1.1-inning relief outing on May 13 at Bucknell, striking out two in the first Patriot League semifinal game

### High School

- Earned three varsity letters in baseball at Lakewood High School
- Named a CHSAA 5A All-State Honorable Mention as a senior, also picking up first team all-conference honors
- Was a second-team all-conference selection following junior season
- Served as a team captain during junior and senior years

### Personal

- Son of Jennifer and John Beattie
- Brother, Josh, played baseball at Embry-Riddle Aeronautical University (Arizona)

### Beattie's Career Bests

Innings Pitched . . . . . 4.0 IP, three times, MR: vs. George Mason (5/3/23)  
 Strikeouts . . . . . 3, vs. Holy Cross (4/9/23)  
 Longest Outing w/1 Hit . . . . . 2.0 IP, vs. Lehigh (3/25/23)  
 Longest Outing w/o Walk . . . . . 4.0 IP, two times, MR: vs. George Mason (5/3/23)

### Pitching Career Statistics

Year	ERA	W-L	APP	GS	CG	SHO	CBO	SV	IP	H	R	ER
2023	4.54	1-1	16	1	0	0	0	3	33.2	43	18	17
<b>TOTAL</b>	<b>4.54</b>	<b>1-1</b>	<b>16</b>	<b>1</b>	<b>0</b>	<b>0</b>	<b>0</b>	<b>3</b>	<b>33.2</b>	<b>43</b>	<b>18</b>	<b>17</b>


Year	BB	SO	2B	3B	HR	BF	BAVG	WP	HBP	BK	SFA	SHA
2023	10	20	7	0	6	149	.323	1	1	0	3	2
<b>TOTAL</b>	<b>10</b>	<b>20</b>	<b>7</b>	<b>0</b>	<b>6</b>	<b>149</b>	<b>.323</b>	<b>1</b>	<b>1</b>	<b>0</b>	<b>3</b>	<b>2</b>

## 31 / OWEN BEISTY

JR. | RHP | R/R | 6-3 | 195 | WAYNE, PA.

### 2023: Sophomore

- Made one start for the Mids before suffering a season-ending injury
- Tossed three innings in his season debut vs. Ohio (Feb. 19)



### 2022: Freshman

- Appeared in 13 games out of the Navy bullpen during his freshman campaign
- Posted an 0-2 record and a 15.12 ERA over 8.1 innings
- Pitched a scoreless inning of relief in his collegiate debut against UMBC (2/18)
- Tallied a season-high three strikeouts against the Retrievers (2/19) in his second outing of the season

### High School

- Four-year letter winner for the St. Joseph's Prep and Mercersburg Academy baseball programs
- Played baseball for the Philadelphia Reds travel team
- Earned Perfect Game All-Region honorable mention as a junior and senior

### Personal

- Son of John and Sally
- Serves as a leader/volunteer for the Travis Manion Foundation

- Played baseball with former Navy teammate Max Awtry in high school
- Also played baseball with Jimmy King of Holy Cross, Rowan's Matt Choi and Tufts' Connor Brala

### Beisty's Career Bests

Innings Pitched . . . . . 3.0 IP, vs. Ohio (2/19/23)  
 Strikeouts . . . . . 3, vs. UMBC (2/19/22)  
 Longest Outing w/1 Hit . . . . . 1.0 IP, two times - MR: vs. Bucknell (4/20/22)  
 Longest Outing w/o Walk . . . . . 1.0 IP, two times - MR: vs. Bucknell (4/20/22)

### Pitching Career Statistics

Year	ERA	W-L	APP	GS	CG	SHO	CBO	SV	IP	H	R	ER
2022	15.12	0-2	13	0	0	0	0	0	8.1	12	14	14
2023	15.00	0-1	1	1	0	0	0	0	3.0	5	5	5
<b>TOTAL</b>	<b>15.09</b>	<b>0-3</b>	<b>14</b>	<b>1</b>	<b>0</b>	<b>0</b>	<b>0</b>	<b>0</b>	<b>11.1</b>	<b>17</b>	<b>19</b>	<b>19</b>


Year	BB	SO	2B	3B	HR	BF	BAVG	WP	HBP	BK	SFA	SHA
2022	18	6	1	0	1	55	.353	1	2	0	1	0
2023	5	0	1	0	0	19	.357	0	0	0	0	0
<b>TOTAL</b>	<b>23</b>	<b>6</b>	<b>2</b>	<b>0</b>	<b>1</b>	<b>74</b>	<b>.354</b>	<b>1</b>	<b>2</b>	<b>0</b>	<b>1</b>	<b>0</b>

## 40 / BRADY BENDIK

FR. | RHP | R/R | 6-4 | 215 | STATE COLLEGE, PA.

### High School

- Spent the 2022-23 academic year at the Salisbury School, which is a Naval Academy Foundation school
- Was a member of the Salisbury School's baseball team alongside Navy teammates Jack Killelea and Timmy Virtudes, winning the Western New England Prep Baseball League in 2023
- Named the WNEPBL Pitcher of the Year in 2023, also being named team MVP
- Played two seasons of varsity baseball at State College Area High School
- Earned First-Team All-State accolades during his senior year at State College, also picking up team pitcher-of-year honors as a junior and senior
- Also played two years of football at State College, being selected First-Team All-State as a senior
- Teammates at Salisbury with Army's Luke Marino, UConn's Thomas Galusha and Michigan's Sachem Ramos



### Personal


- Son of Frank and Lori Bendik
- Father, Frank, is a 1990 graduate of the Naval Academy and was a three-year member of the Navy wrestling team
- Brother, Bobby, is a 2020 graduate of the Naval Academy

## 44 / RYAN BIBB

FR. | RHP | R/R | 6-2 | 210 | MASCOUTAH, ILL.

### High School

- Spent 2022-23 academic year at Southwestern Illinois College while recovering from injury
- Played three seasons of varsity baseball at Mascoutah High School
- Earned second-team all-conference honors as a senior, helping Mascoutah win the conference and Class 3A regional championships



## MIDSHIPMEN PROFILES

- Named all-conference honorable mention as a junior
- Also played three years of basketball at Mascoutah, helping the team win back-to-back conference championships as a junior and senior

### Personal


- Son of Thad and Shannon Bibb
- Father attended the Air Force Academy, playing football for one season
- Grandfather, Ken, played football at Tulsa and Southwestern Oklahoma
- Won the United Kingdom Little League championship with London Area Little League, representing the UK at LLWS Europe and Africa Regional Championship
- Named to Naval Academy's Superintendent's List once and Commandant's List once

## 7 / TYLER BOUCHARD

FR. | OF | L/R | 6-0 | 180 | FORT MYERS, FLA.

### High School

- Played five seasons of varsity baseball for the Canterbury School
- Earned all-area honors as a sophomore and senior
- Served as team captain during his senior season
- Helped Canterbury reach the Class 3A state championship game as an eighth grader in 2019
- Teammate of Austin Schrowe (Florida Southwestern)
- Also played varsity football for one year at Canterbury



### Personal


- Son of Luke and Emily Bouchard.
- Has one sister, Taylor.

## 9 / EVAN BROWN

FR. | IF | R/R | 5-10 | 185 | MARLTON, N.J.

### High School

- Played three seasons of varsity baseball for Cherokee High School
- Named third-team all-state and earned Olympic Conference Player of the Year as a senior
- Won South Jersey Player of the Year award twice and twice earned All-South Jersey and All-Olympic Conference honors
- Helped Cherokee claim the 2022 Group 4 South Jersey championship
- Selected to both the 2022 and 2023 Carpenter Cup showcase
- Wrestled for three years at Cherokee, earning all-conference and All-South Jersey honors each season
- Also won a pair of district championships in wrestling and earned all-state honors as a junior by placing eighth at the state championship
- Played at Cherokee with Dom Patrizi (Lehigh), Brandon Petrick (Shepherd), Tyler Lender (Iona), Jason Schooley (Rowan), Brandon Prince (Scranton), Jeremy Cheeseman (FDU) and Jackson Edelman (Stetson)



### Personal


- Son of Chris and Deanna Brown
- Has three brothers: Brian, Jason and Connor
- Father played football at the College of New Jersey
- Brother, Brian, played baseball at the College of New Jersey

## 30 / AIDAN CHAMBERLIN

SO. | RHP | R/R | 6-2 | 195 | CORNING, N.Y.

### 2023: Freshman

- Pitched in 10 games, making one start on the mound
- Recorded a 13.50 ERA in 11.1 innings, striking out 11 batters
- Made collegiate debut in relief on Feb. 19 against Ohio
- Posted season highs with 2.1 innings pitched and three strikeouts against Coppin State on April 5
- Went 2.1 innings in his first collegiate start at Maryland Eastern Shore (April 12)



### High School

- Four-year letterwinner in baseball at Corning-Painted Post
- Earned Southern Tier Athletic Conference All-Star and All-Southern Tier Sports Report honors as a senior, helping Corning reach the sectional semifinals
- Helped Corning win the 2019 and 2021 Section IV Class AA titles in baseball, earning all-league accolades both years
- Teammates with Molloy's Grayson Saltzer and Old Dominion's Landen Burch
- Also played basketball for four years at Corning and helped them take home the 2022 Section IV Class AA championship; Earned all-league honors twice on the hardwood in his career and picked up all-state honorable mention as a senior

### Personal

- Son of Beth and Doug Chamberlin
- Named to Naval Academy's Superintendent's List once and Commandant's List three times

### Chamberlin's Career Bests

Innings Pitched . . . . . 2.1 IP, two times, MR: at Maryland Eastern Shore (4/12/23)  
 Strikeouts . . . . . 3, vs. Coppin State (4/5/23)  
 Longest Outing w/1 Hit . . . . . 1.0 IP, at Bucknell (4/19/23)  
 Longest Outing w/o Walk . . . . . 1.0 IP, two times, MR: at Bucknell (4/19/23)

### Pitching Career Statistics

Year	ERA	W-L	APP	GS	CG	SHO	CBO	SV	IP	H	R	ER
2023	13.50	0-0	10	1	0	0	0	0	11.1	25	22	17
<b>TOTAL</b>	<b>13.50</b>	<b>0-0</b>	<b>10</b>	<b>1</b>	<b>0</b>	<b>0</b>	<b>0</b>	<b>0</b>	<b>11.1</b>	<b>25</b>	<b>22</b>	<b>17</b>

Year	BB	SO	2B	3B	HR	BF	BAVG	WP	HBP	BK	SFA	SHA
2023	11	11	3	0	1	73	.463	0	3	0	2	3
<b>TOTAL</b>	<b>11</b>	<b>11</b>	<b>3</b>	<b>0</b>	<b>1</b>	<b>73</b>	<b>.463</b>	<b>0</b>	<b>3</b>	<b>0</b>	<b>2</b>	<b>3</b>

## 10 / EDUARDO DIAZ


SR. | IF | R/R | 5-9 | 182 | MIAMI, FLA.

### Career Honors

- 2023 Patriot League All-Tournament Team
- 2023 Patriot League Academic Honor Roll
- 2022 Patriot League Defensive Player of the Year
- 2021 Patriot League Rookie of the Week (2/23, 5/11)

### 2023: Junior

- Selected to the Patriot League All-Tournament Team
- Started all 50 games at shortstop for the Mids
- Posted a .274 batting average, reaching base at a team-leading .403 clip
- Batted .329 in league play, reaching base at a .449 percentage in 25 Patriot League games and drew a team-best 28 walks to rank 10th in the Patriot League
- Finished second in the league with 137 assists, posting a .985 fielding percentage
- Started the season on a five-game hit streak (Feb. 17-24) and followed it with a seven-game streak (Feb. 26-March 11), recording a hit in 12 of his first 13 games



# 2024 NAVY BASEBALL

## MIDSHIPMEN PROFILES

- Made 100th consecutive start for Navy on April 5 against Coppin State
- Collected a nine-game hitting streak from April 8 through April 23 that was the second-longest by a Mid on the season
- Reached base safely in 14 consecutive games from April 8 to May 1
- Named to the 2023 Patriot League Academic Honor Roll

### 2022: Sophomore

- Patriot League Defensive Player of the Year
- One of three players to start all 45 games for Navy in 2022
- Hit .262 with a triple, four home runs, 11 doubles, 23 RBI and 31 runs scored
- Reached base at a .353 clip and recorded a .415 slugging percentage
- Finished fourth on the team in multi-hit games with 12
- Tied for third in multi-RBI games with six
- Posted a 12-game hitting streak (4/2-20) that ranked as Navy's longest such streak
- 967 fielding percentage in PL play was the best among league shortstops
- Preseason Patriot League Defensive Player of the Year

### 2021: Freshman

- A two-time Patriot League Rookie of the Week honoree after winning the first award of the season on Feb. 23 and the final award on May 11
- Played and started in 29 games as a freshman, mainly at shortstop
- He finished with 20 hits, 19 runs and eight RBI during his first season
- While hitting .227, he reached base at a .337 clip and finished with five doubles
- Had a career-high three hits in Navy's win over Holy Cross on April 24
- Diaz also drove in a season-best three runs against Army on May 9 as his three-RBI double brought home the game-winning runs for the Midshipmen in their 10-5 win
- He also finished with a .988 fielding percentage with 33 putouts and 50 assists

### High School

- Lettered all four years at Miami Coral Park Senior High School
- Helped his team to a district title and regional final in 2017 and 2019
- Named Freshman, Sophomore and Junior of the Year in 2017, 2018 and 2019, respectively
- Captained his high school team in 2019 and 2020
- Nmaed All-County and All-District in 2019 and 2020, being named MVP in 2019
- Played with Los Angeles Angels draftee and former Campbell infielder Zach Neto

### Personal

- Son of Eduardo Diaz and Blanca Morales
- Named to Naval Academy's Commandant's List once

### Diaz's Career Bests

Runs ..... 3, two times, MR: vs. Lehigh (4/16/22)  
 Hits ..... 4, two times, MR: at Holy Cross (4/10/22)  
 RBI ..... 3, three times, MR: at Mount St. Mary's (4/13/22)  
 Stolen Bases ..... 1, five times, MR: vs. Coppin State (3/1/23)  
 Hit Streak ..... 12 games (4/2/22-4/20/22)

### Career Statistics

Year	AVG.	GP-GS	AB	R	H	2B	3B	HR	RBI	TB	SLG
2021	.227	29-29	88	19	20	5	0	0	8	25	.284
2022	.262	45-45	164	31	43	11	1	4	23	68	.415
2023	.274	50-50	164	17	45	8	1	0	18	55	.335
<b>TOTAL</b>	<b>.260</b>	<b>124-124</b>	<b>416</b>	<b>67</b>	<b>108</b>	<b>25</b>	<b>2</b>	<b>4</b>	<b>49</b>	<b>148</b>	<b>.358</b>


Year	BB	HBP	SO	GDP	OB%	SF	SH	SB-ATT	PO	A	E	FLD%
2021	13	2	13	2	.337	1	5	2-2	33	50	1	.988
2022	19	4	17	2	.353	0	6	1-1	57	108	8	.954
2023	28	8	20	3	.403	1	6	2-4	58	137	3	.985
<b>TOTAL</b>	<b>60</b>	<b>14</b>	<b>50</b>	<b>7</b>	<b>.370</b>	<b>2</b>	<b>17</b>	<b>5-7</b>	<b>148</b>	<b>295</b>	<b>12</b>	<b>.974</b>

## 11 / ANTHONY FIALLO

SR. | OF | L/L | 5-10 | 180 | BETHESDA, MD.

### 2023: Junior

- Played in 16 games, starting twice for Navy
- Recorded two hits, two runs and four RBI in 17 at-bats
- Collected a pair of multi-RBI contests, driving in two runs while also doubling and scoring once against Ohio (Feb. 19) before knocking in two runners against UMass (March 5)



### 2022: Sophomore

- Appeared in 10 games during the 2022 season
- Made his collegiate debut against Air Force on Feb. 25 as a defensive replacement
- Made six putouts over 10 appearances in the outfield
- Recorded first collegiate at-bat against Mount St. Mary's on March 10

### 2021: Freshman

- Did not appear in a game

### High School

- Four-year letter winner at Georgetown Prep
- Helped his team to a 31-5 record during the 2019 season alongside current Virginia Tech infielder Lucas Donlon and Charleston Southern pitcher Ryan Gleason
- Attended The Kiski School, a Naval Academy foundation school

### Personal

- Son of Rob and Jeanette
- Volunteered at his local Challenger Baseball organization
- Classmates with USNA's Keegan Shreeves '23 (men's golf) and James Flannery '23 (men's lacrosse)
- Father, Robert, played football at Maryland

### Fiallo's Career Bests

Runs ..... 1, two times, MR: vs. Lehigh (3/25/23)  
 Hits ..... 1, two times, MR: vs. UMass (3/5/23)  
 RBI ..... 2, two times, MR: vs. UMass (3/5/23)  
 Stolen Bases ..... N/A  
 Hit Streak ..... N/A

### Career Statistics

Year	AVG.	GP-GS	AB	R	H	2B	3B	HR	RBI	TB	SLG
2021	.000	0-0	0	0	0	0	0	0	0	0	.000
2022	.000	10-0	7	0	0	0	0	0	0	0	.000
2023	.118	16-2	17	2	2	1	0	0	4	3	.176
<b>TOTAL</b>	<b>.083</b>	<b>26-2</b>	<b>24</b>	<b>2</b>	<b>2</b>	<b>1</b>	<b>0</b>	<b>0</b>	<b>4</b>	<b>3</b>	<b>.125</b>

Year	BB	HBP	SO	GDP	OB%	SF	SH	SB-ATT	PO	A	E	FLD%
2021	0	0	0	0	.000	0	0	0-0	0	0	0	.000
2022	1	1	4	0	.222	0	0	0-0	6	1	0	1.000
2023	1	0	5	0	.167	0	0	0-0	3	0	0	1.000
<b>TOTAL</b>	<b>2</b>	<b>1</b>	<b>9</b>	<b>0</b>	<b>.185</b>	<b>0</b>	<b>0</b>	<b>0-0</b>	<b>9</b>	<b>1</b>	<b>0</b>	<b>1.000</b>



# 2024 NAVY BASEBALL

## MIDSHIPMEN PROFILES

### 12 / JACK FINNIGAN

JR. | OF | L/R | 6-1 | 190 | LADERA RANCH, CALIF.

#### 2023: Sophomore

- Appeared in six games before suffering a season-ending injury, making his first collegiate start on March 4
- Notched first career hit on March 18 against Bucknell

#### 2022: Freshman

- Did not appear in a game

#### High School

- Lettered twice in baseball and three times in football for San Juan Hills High School
- 2021 Perfect Game Preseason All-American and All-Region

#### Personal

- Son of T.J. and Lisa
- Father, T.J., was played football and baseball at the Catholic University of America
- Twin brother, Christian, pitches for Butler University, previously playing at Saddleback CC and Seton Hall
- Played baseball with UC Irvine's William "Dub" Gleed and Jake Curtis of Kansas
- Named to Naval Academy's Commandant's List three times

#### Finnigan's Career Bests

Runs	N/A
Hits	1, vs. Bucknell (3/18/23)
RBI	N/A
Stolen Bases	N/A
Hit Streak	N/A

#### Career Statistics

Year	AVG.	GP-GS	AB	R	H	2B	3B	HR	RBI	TB	SLG
2022	.000	0-0	0	0	0	0	0	0	0	0	.000
2023	.143	6-1	7	0	1	0	0	0	0	1	.143
<b>TOTAL</b>	<b>.143</b>	<b>6-1</b>	<b>7</b>	<b>0</b>	<b>1</b>	<b>0</b>	<b>0</b>	<b>0</b>	<b>0</b>	<b>1</b>	<b>.143</b>

Year	BB	HBP	SO	GDP	OB%	SF	SH	SB-ATT	PO	A	E	FLD%
2022	0	0	0	0	.000	0	0	0-0	0	0	0	.000
2023	1	0	2	1	.250	0	0	0-0	3	0	0	1.000
<b>TOTAL</b>	<b>1</b>	<b>0</b>	<b>2</b>	<b>1</b>	<b>.250</b>	<b>0</b>	<b>0</b>	<b>0-0</b>	<b>3</b>	<b>0</b>	<b>0</b>	<b>1.000</b>

### 27 / EVAN FOSTER


FR. | LHP | L/L | 6-0 | 175 | FORSYTH, ILL.

#### High School

- Played three varsity seasons of baseball at Maroa-Forsyth
- Helped Maroa-Forsyth take home three-straight regional championships in 2021, 2022 and 2023
- Earned all-area and All-Sangamo Conference honors as a junior, winning the conference and sectional championships
- Named the Sangamo Conference Player of the Year during senior year, adding on all-conference honors for the second-straight season while also serving as team captain
- Ended high school as Maroa-Forsyth's career strikeouts record-holder
- High school teammate of Ethan Willoughby (SUIE), Jaxson Grubbs (Lewis & Clark CC) and Jacob Blunck (Monmouth College)

#### Personal

- Son of Matt Foster and Kimberly Rykhus
- Father, Matt, played baseball for four years at Mount Mercy University



### 48 / RAYNE FRY

FR. | RHP | R/R | 6-2 | 180 | LAWRENCEVILLE, GA.

- A member of both the Navy baseball and football teams

#### With Football (2023)


- Played in nine games ... made his collegiate debut midway through the USF contest ... handled the long snapping duties the rest of the season ... also made a pair of tackles in the Army-Navy game.

#### High School

- Two-sport athlete at Grayson High School, lettering in baseball (3) and football (4) while earning All-County recognition in both sports his junior and senior years
- Helped lead the football team to the Georgia State Championship his sophomore year, also claiming region titles his freshman, sophomore and senior seasons

#### Personal

- Son of Erick and Kelly Fry
- Father, Erick, was four-year football letter winner (1989-92) at Georgia Tech
- Grandfather, Bob Fry, was an All-SEC offensive lineman at Kentucky (1949-52) before playing 10 seasons in the NFL (1953, 1956-1964) between the Los Angeles Rams and Dallas Cowboys, taking a two-year hiatus to serve in the military, and then going on to coach in the NFL for 18 years (1967-84)
- Aunt, Deanna Fry, was a three-year basketball letter winner (1984-86) at Cincinnati
- Uncle, Matt Fry, played football for four years at North Carolina (1989-92)



### 32 / BRIAN FUREY

SR. | C/OF | L/R | 5-11 | 200 | OCEAN CITY, N.J.

#### 2023: Junior

- Appeared in 21 games, making two starts at designated hitter while recovering from an arm injury
- Tallied four hits and four runs scored, with all four hits coming as a pinch-hitter
- Reached base in four of his first six games
- Earned first start on March 11 against Princeton, later making a May 1 start at Lehigh

#### 2022: Sophomore

- Appeared in five games with one start
- Made season debut against Mount St. Mary's on March 10
- Earned the second start of his collegiate career against UMBC on March 20

#### 2021: Freshman


- Made his collegiate debut against Coppin State on Feb. 24 where he went 1-for-4 with a double and drew two walks while driving in three runs
- Also appeared against Holy Cross on April 25
- Finished the year with a .200 average, .400 slugging percentage and a .429 on-base percentage
- Compiled seven putouts and two assists behind the plate for Navy

#### High School

- Helped Saint Augustine Preparatory to the Non-Public Group A State title in 2018 and a runner-up finish in 2019
- Won the South Jersey Cape Atlantic League Championship in 2018 and 2019

#### Personal

- Son of Joseph and Christine
- Member of the National Honor Society and the Spanish National Honor Society



# 2024 NAVY BASEBALL

## MIDSHIPMEN PROFILES

- Named to the Dean's List each of his four years
- Four-time Fabietti Scholarship Recipient
- Mother, Christine, swam two seasons each at Rutgers and College of New Jersey
- Uncle, Robert McLaughlin, was a member of the USNA Class of 1961

### Furey's Career Bests

Runs	.....2, at Lehigh (5/1/23)
Hits	.....1, five times, MR: vs. Bucknell (3/18/23)
RBI	.....3, vs. Coppin State (2/24/21)
Stolen Bases	.....N/A
Hit Streak	.....2 games (2/18/23-2/19/23)

### Career Statistics

Year	AVG.	GP-GS	AB	R	H	2B	3B	HR	RBI	TB	SLG
2021	.200	2-1	5	1	1	1	0	0	3	2	.400
2022	.000	5-1	5	0	0	0	0	0	0	0	.000
2023	.167	21-2	24	4	4	0	0	0	0	4	.167
<b>TOTAL</b>	<b>.147</b>	<b>28-4</b>	<b>34</b>	<b>5</b>	<b>5</b>	<b>1</b>	<b>0</b>	<b>0</b>	<b>3</b>	<b>6</b>	<b>.176</b>


Year	BB	HBP	SO	GDP	OB%	SF	SH	SB-ATT	PO	A	E	FLD%
2021	2	0	2	0	.429	0	0	0-0	7	2	0	1.000
2022	0	0	3	1	.000	0	0	0-0	6	0	1	.857
2023	3	0	7	0	.259	0	0	0-0	0	0	0	.000
<b>TOTAL</b>	<b>5</b>	<b>0</b>	<b>12</b>	<b>1</b>	<b>.256</b>	<b>0</b>	<b>0</b>	<b>0-0</b>	<b>13</b>	<b>2</b>	<b>1</b>	<b>.938</b>

## 21 / OWEN GEIGER

FR. | RHP | R/R | 6-4 | 215 | ATOKA, TENN.

### High School

- Played three years of varsity baseball for Munford High School, splitting time between pitcher and catcher
- Selected for all-district and all-region accolades following senior year
- Helped Munford win the district championship as a junior, garnering all-district, all-region and all-state honors
- Also played one season of football for Munford



### Personal

- Son of Seth and Michelle Geiger

## 29 / LIAM GOLDEN


JR. | RHP | R/R | 6-2 | 200 | SPRINGFIELD, VA.

### Career Honors

- 2023 Patriot League Academic Honor Roll

### 2023: Sophomore

- Recorded 13 appearances on the mound, making 10 starts for the second-straight season
- Tallied a 6.00 ERA over 42 innings with a 3-3 record, striking out 32 to 25 walks
- Posted a 4.35 ERA in Patriot League play, making seven starts and registering 31 innings
- Held Coppin State to one run on one hit in first start of the season on March 1, striking out one and picking up the win
- Held Georgetown scoreless on two hits in a March 8 start, recording two strikeouts in four frames
- Posted a quality start on March 25, holding Lehigh to two runs on six hits, matching



- a career high with six innings pitched and setting a career best with eight strikeouts
- Earned the win with a one-run, five-inning start at Holy Cross on April 2, striking out four Crusaders
- Picked up win in 5.2-inning outing at Lehigh (4/29), surrendering one run on five hits
- Named to the Patriot League Academic Honor Roll

### 2022: Freshman

- Made 11 appearances on the mound, including 10 starts as a member of the Navy starting rotation
- Posted a 3-7 record with a 5.40 ERA over 45 innings of work
- Struck out 28 batters over that span while walking just 11 and yielding a .275 batting average against
- Made his collegiate debut against Coppin State (2/23), pitching 2.1 innings of scoreless relief in which he allowed just one hit
- Limited service academy rival Air Force (2/26) to just one hit over three innings in his first collegiate start
- Tallied a career-high six strikeouts against Central Connecticut State (3/6)
- Posted two or more strikeouts in eight of his 11 appearances
- Pitched the lone complete game by a Navy starting pitcher in 2022, allowing three runs on six hits against Lafayette (4/4)

### High School

- Lettered four times in baseball, playing for the West Springfield baseball program along with Wiesbaden High School in Wiesbaden, Germany
- Earned First-Team All-District honors as a senior
- Member of District Championship team at West Springfield

### Personal

- Son of Paul Golden and Sara Rodriguez
- Member of the National Honor Society, Science Honor Society, German Honor Society and Leukemia Lymphoma Society
- Named to Naval Academy's Superintendent's List once and Commandant's List twice

### Golden's Career Bests

Innings Pitched	.....6.0 IP, two times, MR: vs. Lehigh (3/25/23)
Strikeouts	.....8, vs. Lehigh (3/25/23)
Longest Outing w/1 Hit	.....3.0 IP, two times, MR: vs. Coppin State (3/1/23)
Longest Outing w/o Walk	.....5.0 IP, at Holy Cross (4/10/22)

### Career Statistics

Year	ERA	W-L	APP	GS	CG	SHO	CBO	SV	IP	H	R	ER
2022	5.40	3-7	11	10	1	0	0	0	45.0	50	30	27
2023	6.00	3-3	13	10	0	0	0	0	42.0	45	31	28
<b>TOTAL</b>	<b>5.69</b>	<b>6-10</b>	<b>24</b>	<b>20</b>	<b>1</b>	<b>0</b>	<b>0</b>	<b>0</b>	<b>87.0</b>	<b>95</b>	<b>61</b>	<b>55</b>

Year	BB	SO	2B	3B	HR	BF	BAVG	WP	HBP	BK	SFA	SHA
2022	11	28	11	2	4	204	.275	4	7	0	1	3
2023	25	32	10	0	1	196	.269	7	3	0	0	1
<b>TOTAL</b>	<b>36</b>	<b>60</b>	<b>21</b>	<b>2</b>	<b>5</b>	<b>400</b>	<b>.272</b>	<b>11</b>	<b>10</b>	<b>0</b>	<b>1</b>	<b>4</b>



# 2024 NAVY BASEBALL

## MIDSHIPMEN PROFILES

### 43 / AJAY GOLUGURI

FR. | C | L/R | 6-0 | 195 | MCKINNEY, TEXAS

#### High School

- Played four years of varsity baseball at Trinity Christian Academy
- Earned second-team all-district honors as a junior
- Selected to the all-state first team and all-district first team following his senior year
- As a senior, also served as a team captain and won the team MVP award while helping TCA claim the TAPPS Division I state championship
- Also played two years of football for Trinity Christian Academy
- Teammate of Ian Collier (Texas State) and Samuel Jenkins (Baylor signee)



#### Personal

- Son of Sri and Debbie Goluguri

### 25 / TYLER GRENN

SO. | RHP | L/R | 6-2 | 195 | SHERMAN OAKS, CALIF.

#### 2023: Freshman

- Made 10 relief appearances, recording 13 innings and five strikeouts as a rookie
- Went a season-long three innings against Georgetown on Feb. 21, allowing one run on one hit
- Picked up first collegiate victory on April 12 at Maryland Eastern Shore, going three innings and recording a season-best three strikeouts



#### High School

- Lettered three years for the Crespi Carmelite baseball team
- Named Second Team All-Mission League as a junior in 2021
- Served as a team captain during senior season

#### Personal

- Son of Jeffrey Grenn and Deanna Schmitt
- Father, Jeff, played baseball at Iowa State
- Four-time President's Honor Roll recipient and four-time Most Outstanding Scholar Award winner in high school

#### Grenn's Career Bests

Innings Pitched . . . . . 3.0 IP, two times, MR: at Maryland Eastern Shore (4/12/23)  
 Strikeouts . . . . . 3, at Maryland Eastern Shore (4/12/23)  
 Longest Outing w/1 Hit . . . . . 3.0 IP, vs. Georgetown (2/21/23)  
 Longest Outing w/o Walk . . . . . 2.0 IP, vs. Air Force (2/26/23)

#### Pitching Career Statistics

Year	ERA	W-L	APP	GS	CG	SHO	CBO	SV	IP	H	R	ER
2023	11.77	1-0	10	0	0	0	0	0	13.0	17	17	17
<b>TOTAL</b>	<b>11.77</b>	<b>1-0</b>	<b>10</b>	<b>0</b>	<b>0</b>	<b>0</b>	<b>0</b>	<b>0</b>	<b>13.0</b>	<b>17</b>	<b>17</b>	<b>17</b>

Year	BB	SO	2B	3B	HR	BF	BAVG	WP	HBP	BK	SFA	SHA
2023	13	5	5	0	1	69	.333	0	3	0	1	1
<b>TOTAL</b>	<b>13</b>	<b>5</b>	<b>5</b>	<b>0</b>	<b>1</b>	<b>69</b>	<b>.333</b>	<b>0</b>	<b>3</b>	<b>0</b>	<b>1</b>	<b>1</b>

### 38 / AIDAN HEALY

FR. | RHP | R/R | 6-2 | 197 | MALVERNE, N.Y.

#### High School

- Played three seasons of baseball at the Loomis Chaffee School in Windsor, Conn., previously attending Chaminade High School in Mineola, N.Y.
- Named the 2023 Founders League Player of the Year along with receiving All-Founders League First Team, All-NEPSAC and team MVP honors as a senior
- Selected to the All-Founders League First Team following junior season, helping Loomis Chaffee capture the 2022 Founders League title
- Was also a member of the Loomis Chaffee hockey team for three years, serving as captain during his senior season and leading the team to the 2023 Founders League championship
- Won the Frank Grubbs Prize as the school's 2023 Co-Male Athlete of the Year for his efforts as a two-sport athlete
- High school baseball teammate of Texas Tech's Chandler Coe, Holy Cross' John LaFleur and Wake Forest's Joe Ariola



#### Personal

- Son of Brian and Lisa Healy
- Has two siblings: Liam and Julia
- Father, Brian, played football at Hofstra from 1991-95
- Uncle, Tom, played hockey at UMass Lowell from 1985-88
- Uncle, Ted, played football at Notre Dame from 1986-90, winning the 1988 national championship
- Cousin, Sean, played hockey at St. Anselm (2018-22) and Wentworth (2022-23)

### 17 / VICTOR IZQUIERDO


SO. | IF | R/R | 6-2 | 220 | LOCKPORT, ILL.

#### 2023: Freshman

- Was the starting first baseman in the season opener
- Missed the rest of the year with a season-ending injury

#### High School

- Played four years of varsity baseball for Lockport Township
- Selected to the all-area, All-Southwest Suburban Conference and Prep Baseball Report All-State teams during his senior season in 2022, posting a .445 average, seven homers, 42 RBI and 48 runs scored
- Named SWSC Athlete of the Year as a senior, also setting the Lockport Township career home run record
- Earned WJOL Don Ladas Memorial Tournament MVP during Lockport's back-to-back tournament title runs in 2021 and 2022
- Honored with 4A All-State, all-area and SWSC Blue All-Conference distinction following his 2021 junior campaign, registering 46 RBI and 36 runs scored with 13 home runs and a .434 average



#### Personal

- Son of David and Michelle Izquierdo
- Cousin, Alex Aguilera, is a graduate of the Naval Academy



## MIDSHIPMEN PROFILES

### Izquierdo's Career Bests

Runs	N/A
Hits	N/A
RBI	N/A
Stolen Bases	N/A
Hit Streak	N/A

### Career Statistics

Year	AVG.	GP-GS	AB	R	H	2B	3B	HR	RBI	TB	SLG
2023	.000	1-1	1	0	0	0	0	0	0	0	.000
<b>TOTAL</b>	<b>.000</b>	<b>1-1</b>	<b>1</b>	<b>0</b>	<b>0</b>	<b>0</b>	<b>0</b>	<b>0</b>	<b>0</b>	<b>0</b>	<b>.000</b>

Year	BB	HBP	SO	GDP	OB%	SF	SH	SB-ATT	PO	A	E	FLD%
2023	0	0	1	0	.000	0	0	0-0	3	0	1	.750
<b>TOTAL</b>	<b>0</b>	<b>0</b>	<b>1</b>	<b>0</b>	<b>.000</b>	<b>0</b>	<b>0</b>	<b>0-0</b>	<b>3</b>	<b>0</b>	<b>1</b>	<b>.750</b>

## 37 / NOLAN JORGENSEN

SR. | RHP | R/R | 6-6 | 205 | EASTVALE, CALIF.

### Career Honors

- 2023 Patriot League Academic Honor Roll
- 2022 Patriot League Academic Honor Roll
- 2022 Academic All-Patriot League Team
- 2021 Patriot League Academic Honor Roll



### 2023: Junior

- Ranked third on the team with 15 relief appearances, posting an 0-2 record
- Registered an 8.23 ERA over 27.1 innings, striking out 19 and walking six
- Pitched 2.2 scoreless innings against Coppin State on March 1, allowing one hit while posting one strikeout
- Threw a season-high 3.1 innings against Princeton on March 12, striking out a career-high three batters while holding the Tigers to no walks
- Allowed one unearned run on one hit to Army on April 3 over 3.1 innings at West Point, registering two strikeouts
- Patriot League Academic Honor Roll

### 2022: Sophomore

- Made a team-high 21 appearances and pitched 42.1 innings as the lead arm out of the Navy bullpen
- Pitched to a 3.40 ERA and a 3-2 record along with picking up two saves
- Limited opposing hitters to a .266 batting average against
- Struck out 17 batters while walking just seven
- 11 of his 21 outings went for two or more innings
- Didn't allow an earned run in 13 of his appearances
- Pitched four scoreless innings of relief against UMBC (2/18) in the season opener
- Yielded just one hit over four innings of work against rival Air Force (2/25) in the first game of the 2022 Freedom Classic
- Held Army scoreless over three innings of relief in the final game of the 2022 Star Series, leading the Mids to a 5-0 victory over the Black Knights
- 21 appearances are tied for the 12th most by a Navy pitcher in a single season
- Named to the Academic All-Patriot League Team
- Patriot League Academic Honor Roll

### 2021: Freshman

- Came out of the bullpen six times as a freshman where he tossed 7.1 innings
- Finished the season with a record of 1-0 and an 11.05 ERA
- Recorded a strikeout in all six appearances
- Had multi-strikeout performances against Lafayette (April 10) and Coppin State (April 28) where he recorded two punchouts in each contest
- Patriot League Academic Honor Roll

### High School

- Earned seven varsity letters at Ontario Christian, with four in baseball and three in basketball
- Also pitched for the Southern California Bombers
- Helped his high school team to a 20-7 record en route to the Ambassador League Championship
- First Team All-Ambassador League and All-CIF Southern Section Division 4 in 2019
- Named team captain in 2020 and a CALBCA.com All-Southern Section Division 3 during the 2020 campaign
- Also captained the basketball team and was two-time Second Team All-Ambassador League selection on the court

### Personal

- Son of Gordon and Danielle
- Member of the National Honor Society and California Scholarship Federation
- Volunteered at God's Pantry and Hands of Mercy and was a two-year FCA leader in high school
- His father, Gordon, played baseball for two years at Biola and his mother, Danielle, played basketball at Biola for four years
- Brother, Hayden, was a member of the Azusa Pacific baseball team for four seasons and sister, Annaka, plays volleyball at Azusa Pacific
- Named to Naval Academy's Superintendent's List seven times and Commandant's List seven times

### Jorgensen's Career Bests

Innings Pitched	4.1 IP, vs. Air Force (2/25/22)
Strikeouts	3, two times, MR: vs. Holy Cross (4/9/23)
Longest Outing w/1 Hit	3.1 IP, at Army (4/3/23)
Longest Outing w/o Walk	3.1 IP, vs. Princeton (3/12/23)

### Career Statistics

Year	ERA	W-L	APP	GS	CG	SHO	CBO	SV	IP	H	R	ER
2021	11.05	1-0	6	0	0	0	0	0	7.1	13	9	9
2022	3.40	3-2	21	0	0	0	0	1	42.1	45	20	16
2023	8.23	0-2	15	0	0	0	0	0	27.1	43	32	25
<b>TOTAL</b>	<b>5.84</b>	<b>4-4</b>	<b>42</b>	<b>0</b>	<b>0</b>	<b>0</b>	<b>0</b>	<b>1</b>	<b>77.0</b>	<b>101</b>	<b>61</b>	<b>50</b>

Year	BB	SO	2B	3B	HR	BF	BAVG	WP	HBP	BK	SFA	SHA
2021	2	8	2	1	1	38	.371	0	1	0	0	0
2022	7	17	6	2	5	184	.266	1	4	0	3	1
2023	6	19	9	2	7	137	.339	3	4	1	0	0
<b>TOTAL</b>	<b>15</b>	<b>44</b>	<b>17</b>	<b>5</b>	<b>13</b>	<b>359</b>	<b>.305</b>	<b>4</b>	<b>9</b>	<b>1</b>	<b>3</b>	<b>1</b>

## 1 / LOGAN KELLER


SR. | IF | R/R | 6-1 | 193 | LONGWOOD, FLA.

### Career Honors

- 2022 Patriot League Player of the Week (2/22)
- 2021 All-Patriot League Second Team (3B)
- 2021 Patriot League Rookie of the Week (3/2)
- 2020 SEC First-Year Academic Honor Roll

### 2023: Junior

- One of three players to start all 50 games for the Mids, continuing a streak of starting every game for Navy during his career
- Made 44 starts at first base, starting six games at third base
- Posted a .283 batting average to go with a .412 slugging percentage and a .332 on-base clip
- Paced Navy with a career-best 14 doubles and ranked second on the team in total hits (53), runs batted in (31) and total bases (77)



## MIDSHIPMEN PROFILES

- Finished second on the team with eight multi-RBI contests and third on the Mids with 12 multi-hit performances
- Notched a 14-game on-base streak from April 2-22, collecting 18 hits in that span
- Matched his career high with four hits against Georgetown (Feb. 21) and again at Maryland Eastern Shore (April 12)
- Posted a career-high five RBI in a March 1 win over Coppin State, going 2-for-5 with a double and a triple
- Made his 100th consecutive start for the Mids in the first game of a March 26 doubleheader against Lafayette
- Was one of three Mids to record a four-hit, four RBI game at Maryland Eastern Shore on April 12
- Notched a three-hit performance in the second game of the Patriot League semifinals at Bucknell (May 13)

### 2022: Sophomore

- Selected as the Patriot League Player of the Week (2/22)
- One of three players to start all 45 games for Navy
- Totaled a career-best nine-game hit streak from April 10 to April 23, including five multi-hit contests
- Finished the season with a .249 batting average on a career-high 44 hits
- Hit a career-best four home runs, which finished tied for the team lead
- Recorded back-to-back games with four RBI against Maryland Eastern Shore (3/22) and Holy Cross (3/26)
- Totaled 13 multi-hit games, tied for the third most on the team
- Added four games with two-or-more RBI, tied for the fifth-best total on the team

### 2021: Freshman

- Named Second Team All-Patriot League
- Selected as the Patriot League Rookie of the Week on March 2
- Played and started in all 32 games for the Midshipmen
- Led the team with 35 RBI and was the league leader following the regular season
- Finished the season with a .320 batting average and a .472 slugging percentage
- Compiled a team-high 40 hits with seven doubles, three triples and two home runs
- He also finished tied for second on the team with 22 runs scored
- Recorded four RBI in four different games for Navy, including Navy's come-from-behind 10-5 win on May 9 against Army

### Prior to Navy

- Was a member of the Alabama baseball team in 2020
- Did not appear in a game during the shortened 2020 season
- 2019-20 SEC First-Year Academic Honor Roll

### High School

- Three-year letter winner at Lake Brantley
- Won the 2018 and 2019 District Championship in Division 9A
- Selected as a First Team Seminole County All-Conference in 2018 and 2019
- Named Lake Brantley's Offensive MVP in 2019
- Three-time Seminole County All-Academic Team
- Selected as a 2018 Rawlings-Perfect Game Third Team Preseason Underclass All-American
- Finished high school as the No. 49-ranked shortstop nationally by Prep Baseball Report and was the seventh-ranked shortstop and 35th overall in Florida by PBR

### Personal

- Son of Mark and Dawn
- 2019 recipient of the Gary Hays Memorial Award, which is presented to the student-athlete who demonstrated courage, leadership and integrity at Lake Brantley
- Named to Naval Academy's Commandant's List once

### Keller's Career Bests

Runs ..... 4, vs. Coppin State (2/24/21)  
 Hits ..... 4, five times, MR: at Maryland Eastern Shore (4/12/23)  
 RBI ..... 5, vs. Coppin State (3/1/23)  
 Stolen Bases ..... 1, three times, MR: vs. Maryland Eastern Shore (4/26/23)  
 Hit Streak ..... .9 games (4/10/22-4/23/22)

### Career Statistics

Year	AVG.	GP-GS	AB	R	H	2B	3B	HR	RBI	TB	SLG
2021	.320	32-32	125	22	40	7	3	2	35	59	.472
2022	.249	45-45	177	21	44	3	2	4	25	63	.356
2023	.283	50-50	187	28	53	14	2	2	31	77	.412
<b>TOTAL</b>	<b>.280</b>	<b>127-127</b>	<b>489</b>	<b>71</b>	<b>137</b>	<b>24</b>	<b>7</b>	<b>8</b>	<b>91</b>	<b>199</b>	<b>.407</b>


Year	BB	HBP	SO	GDP	OB%	SF	SH	SB-ATT	PO	A	E	FLD%
2021	8	2	20	2	.365	2	2	1-1	25	55	4	.952
2022	16	3	24	7	.320	1	1	1-2	29	70	7	.934
2023	14	2	33	3	.332	5	1	1-1	283	27	8	.975
<b>TOTAL</b>	<b>38</b>	<b>7</b>	<b>77</b>	<b>12</b>	<b>.336</b>	<b>8</b>	<b>4</b>	<b>3-4</b>	<b>337</b>	<b>152</b>	<b>19</b>	<b>.963</b>

## 26 / JACK KILLELEA

FR. | C | R/R | 5-10 | 190 | LAKE WYLIE, S.C.

### High School

- Spent the 2022-23 academic year at the Salisbury School, which is a Naval Academy Foundation school
- Was a member of the Salisbury School's baseball team alongside Navy teammates Brady Bendik and Timmy Virtudes, winning the Western New England Prep Baseball League in 2023
- Was named the WNEPBL Player of the Year in 2023, picking up First Team All-New England distinction
- Played five seasons of baseball at Legion Collegiate Academy
- Earned South Carolina AA All-Region honors and won the 2022 SCHSAA state championship during his time at Legion Collegiate Academy
- Won the 2022 American Legion Post 34 state championship alongside Los Angeles Angels draft pick John Wimmer
- Teammates at Salisbury with Army's Luke Marino, UConn's Thomas Galusha and Michigan's Sachem Ramos
- Teammates at Legion with Wofford's Ethan Belk, South Carolina's Xavier Pelzer, Clemson's Ethan Darden and Winthrop's Joey Hylinski



### Personal


- Son of Joseph and Randi Killelea.
- Father, Joseph, played baseball at Northeastern.

## 45 / LANDON KRUER

JR. | RHP | R/R | 6-0 | 180 | SELLERSBURG, IND.

### Career Honors

- 2023 All-Patriot League Second Team (RP)
- 2023 NCBWA Stopper of the Year Midseason Watch List
- 2022 Collegiate Baseball Freshman All-American (RP)
- 2022 NCBWA First Team Freshman All-American (RP)
- 2022 Patriot League Rookie of the Week (4/19)



## MIDSHIPMEN PROFILES

### 2023: Sophomore

- Named to the All-Patriot League Second Team as a relief pitcher
- Named to the Midseason Watch List for the NCBWA Stopper of the Year Award
- Led the Mids with 19 appearances on the mound, posting a 4.26 ERA over 25.1 innings
- Paced the Patriot League and ranked 31st in the nation with nine saves, the second-most in program single-season history
- Notched 22 strikeouts to 17 walks, holding opponents to a .253 batting average
- Posted a career-high five strikeouts against Air Force on Feb. 25, allowing one run on two hits over a career-high three innings of relief
- Registered first save of the season on March 5 against UMass, allowing one walk and striking out one over an inning of work
- Pitched a clean inning on March 17 against Bucknell to earn the save in Navy's league opener
- Tossed three innings to pick up the save at Lafayette on April 16, punching out four
- Closed out the Mids' regular season finale by posting a one-inning save against Elon on May 7

### 2022: Freshman

- Appeared in 16 games out of the bullpen as Navy's closer
- Posted a 2-1 record with a 1.89 ERA and a Patriot League-best seven saves
- Tallied 17 strikeouts and yielded a .182 batting average against in 19 innings pitched
- His seven saves are tied as the fifth most in team single-season history
- Ended 2022 tied for eighth on the Mids' career saves list
- Didn't allow a hit in eight of his 16 appearances
- Earned a two-inning save against Bucknell (3/20), during which he held the Bison hitless and struck out a season-high three batters
- Named Patriot League Rookie of the Week on April 19
- Collegiate Baseball Freshman All-American
- NCBWA First Team Freshman All-American

### High School

- Lettered all four years for the Our Lady of Providence baseball program in addition to earning three varsity letters in tennis
- Earned All-District honors three times in tennis along with being named an All-Indiana State honorable mention
- Garnered Academic All-Indiana State honors as a senior
- Served as the captain of both the tennis and baseball team's during senior season
- Member of the 2A Sectional Indiana State Baseball Championship team as a senior

### Personal

- Son of Brad and Kim Krueer
- Founding member of the Honor Council at Our Lady of Providence
- Teammates with Western Kentucky's Eli Watson, Hanover College's David Newbanks and Lincoln Trail Junior College's Jackson Lorenz
- Named to Naval Academy's Commandant's List three times and Dean's List twice

### Krueer's Career Bests

Innings Pitched . . . . . 3.0 IP, two times, MR: at Lafayette (4/16/23)  
 Strikeouts . . . . . 5, vs. Air Force (2/25/23)  
 Longest Outing w/1 Hit . . . . . 2.0 IP, two times, MR: vs. George Mason (5/3/23)  
 Longest Outing w/o Walk . . . . . 1.1 IP, two times, MR: at Georgetown (3/8/23)

### Career Statistics

Year	ERA	W-L	APP	GS	CG	SHO	CBO	SV	IP	H	R	ER
2022	1.89	2-1	16	0	0	0	0	7	19.0	12	4	4
2023	4.26	0-1	19	0	0	0	0	9	25.1	23	16	12
<b>TOTAL</b>	<b>3.25</b>	<b>2-2</b>	<b>35</b>	<b>0</b>	<b>0</b>	<b>0</b>	<b>0</b>	<b>16</b>	<b>44.1</b>	<b>35</b>	<b>20</b>	<b>16</b>

Year	BB	SO	2B	3B	HR	BF	BAVG	WP	HBP	BK	SFA	SHA
2022	12	17	2	0	1	80	.182	3	1	1	1	0
2023	17	22	3	2	1	117	.253	5	4	1	4	1
<b>TOTAL</b>	<b>29</b>	<b>39</b>	<b>5</b>	<b>2</b>	<b>2</b>	<b>197</b>	<b>.223</b>	<b>8</b>	<b>5</b>	<b>2</b>	<b>5</b>	<b>1</b>

## 2 / HUDSON LEHNERTZ

SR. | OF | R/R | 6-1 | 190 | SANTA ANA, CALIF.

### Career Honors

- 2022 Patriot League Academic Honor Roll



### 2023: Junior

- Played in 40 contests and made 32 starts, earning the start 28 times in left field
- Batted .257 and posted an on-base percentage of .364 over 120 plate appearances
- Drew a career-high 15 walks to go with 26 hits and 20 runs
- Tallied the second-longest on-base streak for Navy on the season, reaching base safely in 18 straight games from March 11 to April 8
- Matched his career high with a three-hit contest against Princeton on March 11, starting a career-high seven-game hitting streak that lasted until March 19 against Bucknell
- Registered a season-best two RBI in the second game of a March 4 doubleheader against UMass
- Recorded a hit in 15 of his first 20 starts on the season

### 2022: Sophomore

- Appeared in 30 games with 16 starts
- Posted career bests in runs scored (14), hits (17), doubles (4), home runs (1), RBI (11), walks (10) and stolen bases (2)
- Recorded a career-high four RBI against Holy Cross (3/26) which came on an inside-the-park grand slam
- Totaled a career-high three hits and three runs scored against the Crusaders (4/10)
- Added two multi-hit games and three multi-RBI contests

### 2021: Freshman

- Made nine appearances and three starts as a freshman
- Recorded a hit over his first five games with a plate appearance
- Finished the season with a .556 average behind five hits and a run
- Drove in four runs on the year including two RBI on March 28 against Bucknell
- Chipped in defensively with five putouts and seven assists

### High School

- Lettered during two seasons at Foothill
- Also played travel ball for the So Cal Firebirds
- Helped guide his team to the 2019 Crestview League Championship
- Earned First Team All-Crestview League in 2019
- Named a Rawlings-Perfect Game Preseason All-American and All-California Honorable Mention
- 2020 First Team All-CIF Southern Section Division 1

### Personal

- Son of Dave and Katie
- Member of the California Scholarship Foundation and Knight in Progress
- Was a Younglife leader and a Night to Shine volunteer
- Played baseball with Kyle Ashworth (Long Beach State), Alex Sardina (BYU), Ryan Taurek (St. Mary's), Sean Higgins (Columbia) and Trevor Lukkes (Ohio)
- His sister, Remi, played volleyball for four seasons at Davidson and his cousin, Tereysa, swam for Iowa for four seasons
- Named to the Naval Academy's Commandant's List five times and Dean's List twice

### Lehnertz's Career Bests

Runs . . . . . 3, at Holy Cross (4/10/22)  
 Hits . . . . . 3, two times, MR: vs. Princeton (3/11/23)  
 RBI . . . . . 4, vs. Holy Cross (3/26/22)  
 Stolen Bases . . . . . 1, five times, MR: vs. Lafayette (3/26/23)  
 Hit Streak . . . . . 7 games (3/11/23-3/19/23)



# 2024 NAVY BASEBALL

## MIDSHIPMEN PROFILES

### Career Statistics

Year	AVG.	GP-GS	AB	R	H	2B	3B	HR	RBI	TB	SLG
2021	.556	9-3	9	1	5	0	0	0	4	5	.556
2022	.233	30-16	73	14	17	4	0	1	11	24	.329
2023	.257	40-32	101	20	26	4	0	1	6	33	.327
<b>TOTAL</b>	<b>.262</b>	<b>79-51</b>	<b>183</b>	<b>35</b>	<b>48</b>	<b>8</b>	<b>0</b>	<b>2</b>	<b>21</b>	<b>62</b>	<b>.339</b>


Year	BB	HBP	SO	GDP	OB%	SF	SH	SB-ATT	PO	A	E	FLD%
2021	2	0	0	0	.583	1	0	0-0	5	7	0	1.000
2022	10	4	13	1	.356	0	1	2-3	22	27	1	.980
2023	15	2	20	0	.364	0	2	3-5	60	6	3	.957
<b>TOTAL</b>	<b>27</b>	<b>6</b>	<b>33</b>	<b>1</b>	<b>.373</b>	<b>1</b>	<b>3</b>	<b>5-8</b>	<b>87</b>	<b>40</b>	<b>4</b>	<b>.969</b>

## 34 / ADYN LUCERO

SO. | RHP | R/R | 6-1 | 185 | HUNTINGTON BEACH, CALIF.

### 2023: Freshman

- Made two relief appearances on the mound, posting a 5.40 ERA and striking out four over 3.1 innings
- Debuted on March 18 against Bucknell, throwing two no-hit innings and striking out two
- Closed out the April 12 win at Maryland Eastern Shore, going 1.1 innings and notching two strikeouts



### High School

- Played four varsity seasons at Huntington Beach
- One of the team captains for a squad that won the 2022 Sunset League title and the CIF Southern California Regional D1 championship
- Teammates with UCLA pitcher Ben Jacobs, California Baptist outfielder Nick Dumesnil and Northern Kentucky pitcher Matthew Lopez

### Personal

- Son of Bryan and Michele Lucero

### Lucero's Career Bests

Innings Pitched	2.0 IP, vs. Bucknell (3/18/23)
Strikeouts	2, two times, MR: at Maryland Eastern Shore (4/12/23)
Longest Outing w/1 Hit	2.0 IP, vs. Bucknell (3/18/23)
Longest Outing w/o Walk	1.1 IP, at Maryland Eastern Shore (4/12/23)

### Pitching Career Statistics

Year	ERA	W-L	APP	GS	CG	SHO	CBO	SV	IP	H	R	ER
2023	5.40	0-0	2	0	0	0	0	0	3.1	3	2	2
<b>TOTAL</b>	<b>5.40</b>	<b>0-0</b>	<b>2</b>	<b>0</b>	<b>0</b>	<b>0</b>	<b>0</b>	<b>0</b>	<b>3.1</b>	<b>3</b>	<b>2</b>	<b>2</b>


Year	BB	SO	2B	3B	HR	BF	BAVG	WP	HBP	BK	SFA	SHA
2023	1	4	0	0	0	14	.250	3	0	0	1	0
<b>TOTAL</b>	<b>1</b>	<b>4</b>	<b>0</b>	<b>0</b>	<b>0</b>	<b>14</b>	<b>.250</b>	<b>3</b>	<b>0</b>	<b>0</b>	<b>1</b>	<b>0</b>

## 8 / LEO MANGIAMELE

FR. | IF | R/R | 6-4 | 205 | WESTFIELD, N.J.

### High School

- Played four years for the Westfield High School baseball team
- Claimed all-conference and All-Union County honors for his senior season
- Picked up all-conference and All-Union County distinction as a junior
- Also swam for four years at Westfield, specializing in the 50m freestyle and helping the Blue Devils win the state championship as a senior
- Served as a team captain for both the baseball and swimming teams as a senior
- Teammates included Owen Callahan (Ithaca) and Seton Hall signee Tomas Cestero



### Personal


- Son of Sam and Mikki Mangiamele
- Father, Sam, played football at Indiana University
- Sister, Gianna, is a two-time AVCA All-American volleyball player at Franklin & Marshall College
- Named to the Naval Academy's Commandant's List once and Dean's List once

## 3 / ANDREW MANNING

FR. | OF | L/R | 6-0 | 205 | NATICK, MASS.

### High School

- Played three seasons of varsity baseball at Boston College High School
- Named a Catholic Conference All-Star as a senior while serving as team captain
- Picked as a sophomore all-star in 2021
- Honored as a Perfect Game Preseason All-American before sophomore, junior and senior years
- Ranked as the No. 2 New England outfielder in the Class of 2023 by Perfect Game
- Also played one year of varsity football at BC High
- Teammate of Shea Sprague (North Carolina), Niko Brini (UConn), Mason Lombard (Merrimack), Ronan Donohue (Sacred Heart) and Gavin Donohue (Sacred Heart)



### Personal


- Son of John and Dianna Manning
- Has four siblings: Jack, Sarah, Luke and Mark

## 35 / MAC McCOMMONS

SO. | C | R/R | 6-0 | 195 | GREENSBORO, GA.

### 2023: Freshman

- Played in 15 games, tallying six starts behind the plate
- Batted .235 in 17 at-bats, using three walks and two hit-by-pitches to post a .409 on-base percentage
- Made debut at No. 19 Virginia (Feb. 17) as a defensive replacement, earning first collegiate start at UNCW (Feb. 18)
- Tallied first career hit against Ohio (Feb. 19), scoring once
- Doubled against Air Force on Feb. 25, plating one RBI
- Earned the start on March 11 against Princeton, notching his first multi-hit game with a pair of singles



## MIDSHIPMEN PROFILES

### High School

- Played three varsity baseball seasons for Lake Oconee Academy before spending junior and senior years playing at the Scoutz USA Sports Performance Institute
- Named first team all-region as a freshman at Lake Oconee
- Helped Scoutz USA SPI claim the 2021 National Post Grad Athletic Association championship and was team captain during the 2022 campaign
- Scoutz teammates with St. Louis Cardinals minor leaguer Won-Bin Cho, Liberty outfielder Cameron Foster, Georgia Southern pitcher Ga'von Wray, Kennesaw State pitcher Ford Townsend, Queens (N.C.) catcher Colin Gross, Charleston infielder Ben Hamacher and Alabama State pitcher Xavier Williams
- Also played two years of basketball at Lake Oconee

### Personal

- Son of Ali and Billy McCommons
- Volunteered with the Children's Health Care of Atlanta Miracle Network
- Member of the Future Business Leaders of America during high school
- Named to the Naval Academy's Commandant's List twice

### McCommons' Career Bests

Runs	1, vs. Ohio (2/19/23)
Hits	2, vs. Princeton (3/11/23)
RBI	1, vs. Air Force (2/25/23)
Stolen Bases	N/A
Hit Streak	N/A

### Career Statistics

Year	AVG.	GP-GS	AB	R	H	2B	3B	HR	RBI	TB	SLG
2023	.235	15-6	17	1	4	1	0	0	1	5	.294
<b>TOTAL</b>	<b>.235</b>	<b>15-6</b>	<b>17</b>	<b>1</b>	<b>4</b>	<b>1</b>	<b>0</b>	<b>0</b>	<b>1</b>	<b>5</b>	<b>.294</b>

Year	BB	HBP	SO	GDP	OB%	SF	SH	SB-ATT	PO	A	E	FLD%
2023	3	2	7	0	.409	0	1	0-0	44	4	2	.960
<b>TOTAL</b>	<b>3</b>	<b>2</b>	<b>7</b>	<b>0</b>	<b>.409</b>	<b>0</b>	<b>1</b>	<b>0-0</b>	<b>44</b>	<b>4</b>	<b>2</b>	<b>.960</b>

## 16 / HENRY MITCHELL


SO. | IF | S/R | 5-10 | 190 | ALBUQUERQUE, N.M.

### Career Honors

- 2023 Patriot League Rookie of the Week (3/14)

### 2023: Freshman

- Named Patriot League Rookie of the Week on March 14
- Played in 35 games, starting 32 times at second base
- Averaged .273 at the plate while reaching base at a .388 clip
- Racked up 27 hits in 99 at-bats, also drawing 13 walks while scoring 15 times and plating 10 RBI
- Tallied six multi-hit games and had a season-long hit streak of five games April 2-8
- Reached base safely in 11 of his first 13 contests, recording at least one hit in nine of those games
- Made an immediate impact by lacing an RBI double for his first collegiate hit in his Navy debut on March 4 against UMass
- Tallied first multi-hit game in a March 11 win over Princeton, notching his first triple while driving in two runs and scoring once
- Tallied another two-hit contest against Princeton on March 12, scoring a season-high two runs
- Hit his first collegiate home run via a walk-off solo shot on March 18 against Bucknell, one of three Navy homers in the game
- Notched a season-high three hits in a March 25 win over Lehigh, scoring twice
- Drew a season-high two walks on April 16 at Lafayette and May 13 at Bucknell



### High School

- Lettered in baseball for four years at Albuquerque Academy
- Was part of the 4A state championship team as a junior
- Earned all-district honors at designated hitter during his senior campaign
- Played baseball with Alex Gaeto (Samford) and Caleb Lasher (Beloit)

### Personal

- Son of Brent and Penny Mitchell
- Born in San Antonio, Texas

### Mitchell's Career Bests

Runs	2, three times, MR: vs. Holy Cross (4/8/23)
Hits	3, vs. Lehigh (3/25/23)
RBI	2, vs. Princeton (3/11/23)
Stolen Bases	1, vs. George Mason (5/3/23)
Hit Streak	.5 games (4/2/23-4/8/23)

### Career Statistics

Year	AVG.	GP-GS	AB	R	H	2B	3B	HR	RBI	TB	SLG
2023	.273	35-32	99	15	27	2	1	1	10	34	.343
<b>TOTAL</b>	<b>.273</b>	<b>35-32</b>	<b>99</b>	<b>15</b>	<b>27</b>	<b>2</b>	<b>1</b>	<b>1</b>	<b>10</b>	<b>34</b>	<b>.343</b>


Year	BB	HBP	SO	GDP	OB%	SF	SH	SB-ATT	PO	A	E	FLD%
2023	13	7	21	2	.388	2	0	1-1	62	58	2	.984
<b>TOTAL</b>	<b>13</b>	<b>7</b>	<b>21</b>	<b>2</b>	<b>.388</b>	<b>2</b>	<b>0</b>	<b>1-1</b>	<b>62</b>	<b>58</b>	<b>2</b>	<b>.984</b>

## 6 / BRENDAN MUNNELLY

JR. | IF | R/R | 6-0 | 180 | ANNAPOLIS, MD.

### 2023: Sophomore

- Appeared in four games, recording three at-bats
- Scored first collegiate run on March 18 against Bucknell after entering as a pinch-runner
- Knocked in first collegiate RBI in a March 25 win over Lehigh



### 2022: Freshman

- Appeared in two games during the 2022 season
- Made collegiate debut against Mount St. Mary's on March 10
- Earned first collegiate at-bat against Lafayette on April 30

### High School

- Lettered once in baseball for Salisbury (Conn.) and three times for DeMatha Catholic
- Named Second Team All-Western New England Prep Baseball League at Salisbury
- Served as a team captain during senior season at DeMatha

### Personal

- Son of Matthew and Christie Munnely
- Matthew serves as a Senior Associate Athletic Director for Navy Athletics while Christie is a USNA Class of 1992 graduate
- Has two brothers, Will and Shane, and one sister, Hannah
- Sister, Hannah, competed as a gymnast at George Washington from 2020-2023
- Played baseball with Vanderbilt's Jack Bulger, Virginia's Alex Greene, Mount St. Mary's Jake Maske and Maryland's Blake Badman

### Munnely's Career Bests

Runs	N/A
Hits	N/A
RBI	N/A
Stolen Bases	N/A
Hit Streak	N/A

# 2024 NAVY BASEBALL

## MIDSHIPMEN PROFILES

### Career Statistics

Year	AVG.	GP-GS	AB	R	H	2B	3B	HR	RBI	TB	SLG
2022	.000	2-0	1	0	0	0	0	0	0	0	.000
2023	.000	4-0	3	1	0	0	0	0	1	0	.000
<b>TOTAL</b>	<b>.000</b>	<b>6-0</b>	<b>4</b>	<b>1</b>	<b>0</b>	<b>0</b>	<b>0</b>	<b>0</b>	<b>1</b>	<b>0</b>	<b>.000</b>


Year	BB	HBP	SO	GDP	OB%	SF	SH	SB-ATT	PO	A	E	FLD%
2022	0	0	1	0	.000	0	0	0-0	0	0	0	.000
2023	0	1	1	0	.250	0	0	0-0	0	1	0	1.000
<b>TOTAL</b>	<b>0</b>	<b>1</b>	<b>2</b>	<b>0</b>	<b>.200</b>	<b>0</b>	<b>0</b>	<b>0-0</b>	<b>0</b>	<b>1</b>	<b>0</b>	<b>1.000</b>

## 4 / BROCK MURTHA

SO. | IF/RHP | R/R | 6-0 | 185 | SAYVILLE, N.Y.

### 2023: Freshman

- Played in all 50 games for the Mids, starting 49 contests in the lineup while making four appearances on the mound
- Finished third on the team with a .287 batting average and a .387 on-base percentage, tallying the second-most walks (22) and third-most hits (47)
- Tied for third on the Mids with 28 runs scored and 27 RBI
- Tallied the Mids' third-longest on-base streak of the season from April 8 to May 7
- Posted nine multi-hit games, including a season-best four-hit contest against Ohio on Feb. 19 in which he scored twice and knocked in one RBI
- Notched hits in each of his first five games, including three-straight multi-hit games
- Made pitching debut on Feb. 21 against Georgetown, recording two outs in a scoreless appearance
- Collected a season-high three RBI in a Navy win to open up the March 18 doubleheader against Bucknell, hitting first collegiate home run as part of a two-hit contest while also recording one out on the mound to earn the winning decision
- Doubled and homered in an April 26 contest against Maryland Eastern Shore, also going on to pitch a season-high 2.2 innings in relief while striking out four
- Finished regular season on a seven-game hit streak, a stretch that included two home runs and three multi-hit games



### Prior to Navy

- Spent the 2021 and 2022 seasons at Notre Dame, using one year of eligibility
- Made his collegiate debut on Feb. 27, 2021 against No. 16 Wake Forest
- Registered six appearances during the 2021 campaign for a Fighting Irish squad that claimed the ACC Atlantic Division regular season title, won the South Bend Regional and advanced to the Starkville Super Regional
- Did not see action in 2022

### High School

- Lettered five times for the Sayville baseball team, serving as team captain in 2019
- Earned 2019 First Team All-Long Island, All-State, All-County and All-League, helping Sayville capture its first ever Suffolk County and Long Island Championship
- Threw a no-hitter to win the 2019 Long Island Championship and led Long Island in home runs with 10 as a junior
- Picked up 2018 Second Team All-Long Island, All-State, All-County and All-League
- Also lettered in football three times and basketball once at Sayville, garnering WR/DB First Team All-Long Island, All-State, All-County and All-Conference honors in 2019 along with setting the Long Island single season receiving TD record (20)
- Baseball teammate of Army catcher Jack Quinlan

### Personal

- Son of Chris and Lisa Murtha
- Has one brother, Macklin
- Younger brother, Macklin, played football for Rhode Island in 2022.

### Murtha's Career Bests

Runs	2, seven times, MR: at Lehigh (5/1/23)
Hits	4, vs. Ohio (2/19/23)
RBI	3, vs. Bucknell (3/18/23)
Stolen Bases	1, four times, MR: vs. Bucknell (3/19/23)
Hit Streak	7 games (4/26/23-5/7/23)
Innings Pitched	2.2 IP, vs. Maryland Eastern Shore (4/26/23)
Strikeouts	4, vs. Maryland Eastern Shore (4/26/23)
Longest Outing With One Hit	0.2 IP, two times, MR: vs. Coppin State (4/5/23)
Longest Outing Without a Walk	2.2 IP, vs. Maryland Eastern Shore (4/26/23)

### Batting Career Statistics

Year	AVG.	GP-GS	AB	R	H	2B	3B	HR	RBI	TB	SLG
2021 (at ND)	.000	6-0	1	0	0	0	0	0	0	0	.000
2023	.287	50-49	164	28	47	8	2	3	27	68	.415
<b>TOTAL</b>	<b>.285</b>	<b>56-49</b>	<b>165</b>	<b>28</b>	<b>47</b>	<b>8</b>	<b>2</b>	<b>3</b>	<b>27</b>	<b>68</b>	<b>.412</b>

Year	BB	HBP	SO	GDP	OB%	SF	SH	SB-ATT	PO	A	E	FLD%
2021 (at ND)	0	0	1	0	.000	0	0	0-0	0	0	1	.000
2023	22	6	36	3	.387	2	1	4-7	44	77	12	.910
<b>TOTAL</b>	<b>22</b>	<b>6</b>	<b>37</b>	<b>3</b>	<b>.385</b>	<b>2</b>	<b>1</b>	<b>4-7</b>	<b>44</b>	<b>77</b>	<b>13</b>	<b>.903</b>

### Pitching Career Statistics

Year	ERA	W-L	APP	GS	CG	SHO	CBO	SV	IP	H	R	ER
2023	2.08	1-1	4	0	0	0	0	0	4.1	4	2	1
<b>TOTAL</b>	<b>2.08</b>	<b>1-1</b>	<b>4</b>	<b>0</b>	<b>0</b>	<b>0</b>	<b>0</b>	<b>0</b>	<b>4.1</b>	<b>4</b>	<b>2</b>	<b>1</b>

Year	BB	SO	2B	3B	HR	BF	BAVG	WP	HBP	BK	SFA	SHA
2023	2	7	0	1	0	19	.250	1	0	0	1	0
<b>TOTAL</b>	<b>2</b>	<b>7</b>	<b>0</b>	<b>1</b>	<b>0</b>	<b>19</b>	<b>.250</b>	<b>1</b>	<b>0</b>	<b>0</b>	<b>1</b>	<b>0</b>

## 22 / ZANE RABA

SR. | OF | L/R | 5-11 | 190 | SAN ANTONIO, TEXAS

### Career Honors

- 2021 All-Patriot League Second Team (OF)

### 2023: Junior

- Played in 42 games, making 22 starts
- Hit .222 while reaching base at a .296 clip, racking up eight runs scored and nine RBI
- Posted a four-game on-base streak from April 8-15
- Matched a career high with three runs scored at Maryland Eastern Shore on April 12, also tallying three hits and driving in two RBI
- Tallied three hits in the regular season finale against Elon on May 7, registering two RBI and scoring once



### 2022: Sophomore

- Appeared in 42 games with 40 starts during his sophomore campaign
- Hit .221 with a triple, two home runs, six doubles, 16 RBI and 30 runs scored
- Stole six bases for the second-consecutive season, ranking as the second-best total on the team in 2022
- Tallied a .321 slugging percentage and reached base at a .371 clip
- Recorded nine multi-hit games in addition to three multi-RBI contests
- Ended the season on a five-game hit streak
- Reached base safely in 14-straight contests (3/27-4/16), along with reaching base in each of the final seven games of the season
- Posted a perfect fielding percentage over 42 games between right and center field, along with making 87 putouts



## MIDSHIPMEN PROFILES

### 2021: Freshman

- Second Team All-Patriot League
- Ended his freshman season with a .288 batting average and finished fifth on the team with 21 runs scored
- Finished with 23 hits, which included a double and two triples
- Compiled a .414 on-base percentage and a .350 slugging percentage
- In his 30 appearances and 23 starts, he posted a team-high six stolen bases
- Against Bucknell on March 28, he finished with a career-high four hits, two RBI and it was the first of three times on the year he scored three runs in a game
- In the outfield, he finished with 65 putouts

### High School

- Lettered three times in baseball at Ronald Reagan while earning two letters for football and another for track & field
- Finished as the 6A State Runner-up in 2017 and 2018
- Helped his team to the 2018 and 2019 District Championship while being a 6A Region IV Semifinalist in 2019
- Two-time Perfect Game-Under Armour Preseason All-American
- Named to the All-District team in 2018 and 2019
- Named Academic All-District three times and was a 2020 Academic All-State pick

### Personal

- Son of Lisa Bell and Cheryl Raba
- Member of the National Honor Society and Fellowship of Christian Athletes
- Won the Presidential Volunteer Award, NEISD Volunteer Award and Principles Award at Ronald Reagan
- Went to high school with fellow USNA Class of 2024 classmate Jacob Cho
- Played baseball with Travis Stehle (Texas), JT Moeller (McNeese State), Matt Scannell (Princeton), Cale Wagoner (Limestone)
- His cousin, Luke Maloy, was drafted by Cleveland in the 2010 MLB Draft and pitched at Texas A&M during their College World Series appearance in 2011
- Named to the Naval Academy's Commandant's List once

### Raba's Career Bests

Runs ..... 3, five times, MR: at Maryland Eastern Shore (4/12/23)  
 Hits ..... 4, vs. Bucknell (3/28/21)  
 RBI ..... 3, two times, MR: at Holy Cross (4/10/22)  
 Stolen Bases ..... 1, 12 times, MR: vs. Princeton (3/11/23)  
 Hit Streak ..... .5 games (4/17/21-4/25/21)

### Career Statistics

Year	AVG.	GP-GS	AB	R	H	2B	3B	HR	RBI	TB	SLG
2021	.288	30-23	80	21	23	1	2	0	7	28	.350
2022	.221	42-40	140	30	31	6	1	2	16	45	.321
2023	.222	42-22	72	8	16	3	0	0	9	19	.264
<b>TOTAL</b>	<b>.240</b>	<b>114-85</b>	<b>292</b>	<b>59</b>	<b>70</b>	<b>10</b>	<b>3</b>	<b>2</b>	<b>32</b>	<b>92</b>	<b>.315</b>


Year	BB	HBP	SO	GDP	OB%	SF	SH	SB-ATT	PO	A	E	FLD%
2021	15	3	21	1	.414	1	0	6-7	65	0	0	1.000
2022	26	8	37	0	.371	1	2	6-7	87	0	0	1.000
2023	8	0	25	1	.296	1	0	1-3	70	0	1	.986
<b>TOTAL</b>	<b>49</b>	<b>11</b>	<b>83</b>	<b>2</b>	<b>.366</b>	<b>3</b>	<b>2</b>	<b>13-17</b>	<b>222</b>	<b>0</b>	<b>1</b>	<b>.996</b>

## 33 / TRISTAN RUCKER

FR. | C | R/R | 6-0 | 205 | LAKE WORTH, FLA.

### High School

- Played first two years of varsity baseball at Park Vista High School before playing junior and senior seasons at Saint John Paul II Academy
- Picked up all-district accolades as a junior and senior, earning team MVP honors as a junior
- Helped team capture district championships in 2021 and 2022
- Served as a team captain during sophomore, junior and senior years
- Teammates at Park Vista included Coast Guard's Ayden Gurevich and Los Angeles Angels 2023 first-round pick Nolan Schanuel



### Personal


- Son of Chad and Michelle Rucker
- Has two siblings: Chad Jr. and Makayla

## 20 / MATTHEW SHIRAH

TEAM CAPTAIN | SR. | RHP | R/R | 6-5 | 202 | BLUE RIDGE, GA.

### Career Honors

- 2023 All-Patriot League Second Team (SP)
- 2023 Academic All-Patriot League
- 2023 CSC Academic All-District
- 2023 Patriot League Academic Honor Roll
- 2022 Patriot League Academic Honor Roll
- 2021 Patriot League Academic Honor Roll



### 2023: Junior

- Named to the All-Patriot League Second Team as a starting pitcher
- Started 12 games with a 5-4 record on the mound, posting a 3.83 ERA that ranked seventh in the Patriot League and a 1.24 WHIP that was third-best in the league
- Logged the second-most innings on the team (56.1) and the fifth-best opposing batting average in the league (.242)
- Led Navy and ranked fourth in the Patriot League with 58 strikeouts
- Posted six-or-more strikeouts in five of his first eight starts, including back-to-back eight-strikeout outings
- Opened the season with a 4.2-inning start at UNCW (Feb. 18), allowing two unearned runs on five hits
- Limited Air Force to one run on three hits in five innings on Feb. 25, matching a then-career high with six strikeouts and earning his first win of the season
- Had a then-career-high seven strikeouts in four frames against Bucknell (March 18)
- Collected a career-high eight strikeouts against Lafayette on March 26 in four innings
- Matched that eight-strikeout total in his next start on April 2 at Army, posting a season-long 6.1-inning, one-run outing
- Tossed a one-run, two-hit gem at Lafayette on April 16, striking out seven to earn the winning decision
- Ended the regular season with a scoreless four innings against Elon (May 7), holding the opposition to just three hits while punching out four
- Selected to the Academic All-Patriot League Team for the first time
- Earned College Sports Communicators Academic All-District honors
- Named to the 2023 Patriot League Academic Honor Roll

### 2022: Sophomore

- Made a team-high 11 starts on the mound as a member of the Navy weekend rotation
- Posted a 5.51 ERA and a 3-2 record over a career-high 49 innings pitched ... Struck out 34 batters while walking 16, along with allowing a .296 batting average against
- Allowed two earned runs or fewer in six of his 11 starts

## MIDSHIPMEN PROFILES

- Tallied a career-best six strikeouts against Marist (3/11) over 6.2 innings of work
- Pitched 5.2 shutout innings against Army (4/24) in the final game of the 2022 Star Series, in addition to striking out a pair of batters

### 2021: Freshman

- Shirah made one start in his eight appearances as a freshman
- Posted eight strikeouts in 14 innings of work
- Finished the year with an 0-1 record of a 7.07 ERA
- He tossed a season-best three innings on April 25 against Holy Cross where he allowed an unearned run on three hits and also struck out a career-high three hitters
- Named to the Patriot League Academic Honor Roll

### High School

- Lettered in each of his four seasons at Fannin County
- Helped guide Fannin County to a record of 26-9 in 2018 en route the AAA Region Championship and state quarterfinals
- Made the state playoffs in each of his four seasons in high school in Class AAA
- Two-time First Team All-Region selection and a 2019 All-State honoree
- Won the Top Scholar Award on the baseball team in 2018, 2019 and 2020
- Named 2019 Defensive Player of the Year

### Personal

- Son of Cliff and Julie
- Graduated as high school's class valedictorian
- TEAMS member and national qualifier in 2019
- On the Academic Team that finished first in the region and 15th in the state
- Played baseball with Tennessee Wesleyan's Chandler Kendall, Reinhardt's Gabe Buchanan and Blake Rogers and Cleveland State CC's Hunter Gray
- Older brother, Will, played baseball at Georgia Tech
- Named to Naval Academy's Superintendent's List seven times and Commandant's List seven times

### Shirah's Career Bests

Innings Pitched	6.2 IP, vs. Marist (3/11/22)
Strikeouts	8, two times, MR: at Army (4/3/23)
Longest Outing w/1 Hit	1.0 IP, at Towson (4/7/21)
Longest Outing w/o Walk	6.1 IP, at Army (4/3/23)

### Career Statistics

Year	ERA	W-L	APP	GS	CG	SHO	CBO	SV	IP	H	R	ER
2021	7.07	0-1	8	1	0	0	0	0	14.0	23	12	11
2022	5.51	3-2	11	11	0	0	1	0	49.0	59	32	30
2023	3.83	5-4	12	12	0	0	0	0	56.1	51	26	24
<b>TOTAL</b>	<b>4.90</b>	<b>8-7</b>	<b>31</b>	<b>24</b>	<b>0</b>	<b>0</b>	<b>1</b>	<b>0</b>	<b>119.1</b>	<b>133</b>	<b>70</b>	<b>65</b>

Year	BB	SO	2B	3B	HR	BF	BAVG	WP	HBP	BK	SFA	SHA
2021	8	8	5	1	1	72	.377	1	1	0	1	1
2022	16	34	11	0	2	227	.296	1	8	0	2	2
2023	19	58	10	1	5	241	.242	4	8	0	2	1
<b>TOTAL</b>	<b>43</b>	<b>100</b>	<b>26</b>	<b>2</b>	<b>8</b>	<b>540</b>	<b>.282</b>	<b>6</b>	<b>17</b>	<b>0</b>	<b>5</b>	<b>4</b>

## 5 / TIMMY VIRTUDES

FR. | LHP | R/L | 5-11 | 185 | NEW ROCHELLE, N.Y.

### High School

- Spent the 2022-23 academic year at the Salisbury School, which is a Naval Academy Foundation school
- Was a member of the Salisbury School's baseball team alongside Navy teammates Brady Bendik and Jack Killelea, winning the Western New England Prep Baseball League in 2023
- Played two years of varsity baseball for Fordham Prep
- Named Fordham Prep's Pitcher of the Year following the 2022 season
- Also played three seasons of varsity hockey for Fordham Prep
- Teammates at Salisbury with Army's Luke Marino, UConn's Thomas Galusha and Michigan's Sachem Ramos
- Teammate of Carmelo Musacchia (Northeastern) and Nelphie Lopez (Stetson) during his time at Fordham Prep



### Personal

- Son of Mario and AnneMarie Virtudes
- Has two siblings: Matthew and Emma
- Named to Naval Academy's Superintendent's List once and Commandant's List once

## 13 / ZACH WARD

SR. | RHP | R/R | 6-1 | 175 | MOKENA, ILL.

### 2023: Junior

- Made 11 relief appearances, racking up 13 innings and recording one save
- Posted a 0-1 record, striking out six while walking four
- Notched three appearances of two-or-more innings out of the bullpen
- Earned first collegiate save on March 12, holding Princeton hitless in 0.2 innings while striking out two batters
- Logged a season-high 2.1 innings against Maryland Eastern Shore on April 12, recording one strikeout



### 2022: Sophomore

- Appeared in 15 games out of the Navy bullpen, posting a 1-2 record with a 6.75 ERA
- Pitched a career-high 28 innings, allowing 21 earned runs
- Struck out 19 batters while walking 21
- Pitched two or more innings in seven of his 15 outings
- Recorded a career-best outing against Air Force (2/26) at the 2022 Freedom Classic, allowing just one run on two hits and tallying five strikeouts over three innings

### 2021: Freshman

- Made his collegiate debut against Coppin State on April 24
- In his lone appearance of the season, Ward tossed 1.2 innings and did not allow a run while only surrendering one hit
- He finished the outing with three strikeouts

### High School

- Pitched at Lincoln-Way Central and for Chicago Elite
- Won the conference championship during his sophomore and junior seasons
- Earned the 2018 Scholar-Athlete Award
- Named to Naval Academy's Commandant's List three times

### Personal

- Son of David and Carrie



# 2024 NAVY BASEBALL

## MIDSHIPMEN PROFILES

### Ward's Career Bests

Innings Pitched . . . . . 4.0 IP, vs. Holy Cross (3/26/22)  
 Strikeouts . . . . . 5, vs. Air Force (2/26/22)  
 Longest Outing w/1 Hit . . . . . 1.2 IP, two times, MR: vs. UMBC (3/29/23)  
 Longest Outing w/o Walk . . . . . 1.2 IP, two times; MR - vs. Coppin State (2/23/22)

### Career Statistics

Year	ERA	W-L	APP	GS	CG	SHO	CBO	SV	IP	H	R	ER
2021	0.00	0-0	1	0	0	0	0	0	1.2	1	0	0
2022	6.75	1-2	15	0	0	0	0	0	28.0	32	22	21
2023	15.92	0-1	11	0	0	0	0	1	13.0	26	23	23
<b>TOTAL</b>	<b>9.28</b>	<b>1-3</b>	<b>27</b>	<b>0</b>	<b>0</b>	<b>0</b>	<b>0</b>	<b>1</b>	<b>42.2</b>	<b>59</b>	<b>45</b>	<b>44</b>

Year	BB	SO	2B	3B	HR	BF	BAVG	WP	HBP	BK	SFA	SHA
2021	0	3	0	0	0	5	.200	0	0	0	0	0
2022	21	19	3	3	2	141	.291	3	7	0	0	3
2023	4	6	8	0	2	70	.441	0	7	0	0	0
<b>TOTAL</b>	<b>25</b>	<b>28</b>	<b>11</b>	<b>3</b>	<b>4</b>	<b>216</b>	<b>.339</b>	<b>3</b>	<b>14</b>	<b>0</b>	<b>0</b>	<b>3</b>



## 2023 SEASON IN REVIEW

- Long-time Navy baseball head coach Paul Kostacopoulos announced his retirement from coaching following the 2023 season, ending his 34-year head-coaching career with 1,027 overall wins and 523 victories at Navy. Kostacopoulos led Navy to six Patriot League regular season titles over his 18 seasons in Annapolis, also guiding the Mids to the NCAA Tournament in 2011 and 2016 and producing 87 All-Patriot League selections to go with 16 All-American nods and 13 Academic All-American honorees.
- Navy finished with a 14-11 league mark to finish tied for second place in the Patriot League standings, earning its 11th berth in the Patriot League Championship over the last 12 tournaments.
- Seniors Nick Burch, Nate Mitchell and Alex Smith, junior Matthew Shirah and sophomore Landon Krue earned All-Patriot League Second Team honors, with each being selected all-league for the first time in their careers.
- The five All-Patriot League Second Teamers were tied for the most in program history.
- Alex Smith was also named as a semifinalist for the 2023 Buster Posey National Collegiate Catcher of the Year award, the first Midshipman to reach the semifinal round of voting for the award.
- Mitchell and junior Eduardo Diaz were named to the 2023 Patriot League All-Tournament Team.
- Freshman Henry Mitchell was named the Patriot League Rookie of the Week on March 14, while fellow freshman Jackson Beattie earned the award on March 21.
- Shirah was named to the College Sports Communicators Academic All-District Team.
- Shirah and senior Colin Smith were selected to the Academic All-Patriot League Team, with Smith earning the accolade for the second consecutive season.
- Diaz, Shirah, junior Nolan Jorgenson, sophomore Liam Golden and freshman Corbin Warner were named to the Patriot League Academic Honor Roll.
- Navy's league-leading 15 team saves were tied for the second most in program history.
- Navy pitching allowed the fewest walks in the Patriot League at 180, while the Navy catchers allowed the fewest passed balls in the league at 11.
- Burch's five triples were tied for the league lead, while Diaz's six sacrifice bunts were also tied for first in the league.
- Alex Smith's team-leading .326 batting average and 61 hits both ranked eighth in the Patriot League.
- Burch's 10 stolen bases finished tied for seventh in the league.
- Krue's nine saves paced the league and are tied for the second most in a single season by a Navy reliever.
- Nate Mitchell's 3.16 ERA (second), 74.0 innings pitched (second), six wins (T-third), .276 batting average against and 50 strikeouts (eighth) all ranked in the top-10 among Patriot League pitchers.
- Shirah's 58 strikeouts (fourth), .242 opposing batting average (fifth), 3.83 ERA (seventh) and five wins (seventh) all ranked in the top-10 among Patriot League pitchers.
- Nate Mitchell's 3.85 strikeout-to-walk ratio and 1.58 walks allowed per nine innings both paced the league, while Shirah's 1.24 WHIP ranked third among league leaders.
- Alex Smith's 17 runners caught stealing led the league, while his .997 fielding percentage ranked third in the PL.
- Navy's 0.88 doubles plays per game ranked first in the Patriot League, as the Mids turned 44 doubles plays in 50 games.
- Nate Mitchell finished his career with the lowest walks allowed per nine innings (1.17) in program history, allowing just 18 walks in 139 career innings.
- Ending the season with 16 career saves, Krue now stands one save away from tying the program record.
- Navy won its third-straight series against service academy rival Air Force (Feb. 24-26), taking the first two contests in the three-game Freedom Classic in Kinston, N.C.
- The Mids played their fifth game in program history at Oriole Park at Camden Yards on March 29, hosting UMBC at the home of the Baltimore Orioles.



# 2024 NAVY BASEBALL

## 2023 RESULTS

Date	Opponent	W/L	Score	Navy R-H-E	Opp. R-H-E	Inns	Overall	Patriot League	Pitcher of Record	Attend.	Time
2/17	at #19 Virginia %	L	24-5	5-10-3	24-20-1	(7)	0-1	0-0	N. Mitchell (0-1)	844	2:59
2/18	at UNCW %	L	8-0	0-8-2	8-14-1	9	0-2	0-0	Shirah (0-1)	1653	2:39
2/19	vs. Ohio %	L	27-9	9-13-4	27-20-3	9	0-3	0-0	Beisty (0-1)	---	2:56
2/21	Georgetown	L	18-10	10-12-1	18-18-0	9	0-4	0-0	Golden (0-1)	281	3:13
2/24	vs. Air Force ^	W	5-3	5-7-1	3-6-0	9	1-4	0-0	N. Mitchell (1-1)	1825	2:24
2/25	vs. Air Force ^	W	5-2	5-9-1	2-5-1	9	2-4	0-0	Shirah (1-1)	828	2:23
2/26	vs. Air Force ^	L	4-1	1-5-0	4-9-1	9	2-5	0-0	Russell (0-1)	1540	2:28
3/1	Coppin State	W	10-2	10-8-0	2-4-0	9	3-5	0-0	Golden (1-0)	229	2:42
3/4	UMass (1)	L	4-2	2-3-0	4-8-0	7	3-6	0-0	Jorgenson (0-1)	432	1:51
3/4	UMass (2)	L	14-3	3-7-6	14-14-2	9	3-7	0-0	Shirah (1-2)	432	3:06
3/5	UMass	W	6-4	6-7-1	4-8-0	9	4-7	0-0	Russell (1-1)	653	2:20
3/8	at Georgetown	L	7-1	1-4-2	7-12-3	9	4-8	0-0	Beattie (0-1)	237	2:19
3/11	Princeton (1)	W	3-1	3-7-1	1-3-0	7	5-8	0-0	N. Mitchell (2-1)	---	1:28
3/11	Princeton (2)	W	5-3	5-10-0	3-7-4	9	6-8	0-0	Early (1-0)	348	2:22
3/12	Princeton	W	7-4	7-10-0	4-11-1	9	7-8	0-0	Russell (2-1)	438	2:48
3/15	at Delaware State	L	9-4	4-3-4	9-10-3	9	7-9	0-0	Hamill (0-1)	203	2:23
3/17	Bucknell *	W	8-6	8-10-1	6-11-1	9	8-9	1-0	N. Mitchell (3-1)	317	2:35
3/18	Bucknell (1) *	W	7-6	7-12-1	6-10-0	7	9-9	2-0	Murtha (1-0)	---	2:12
3/18	Bucknell (2) *	L	17-4	4-10-1	17-14-1	7	9-10	2-1	Golden (1-2)	450	2:23
3/19	Bucknell *	L	6-3	3-7-2	6-9-2	9	9-11	2-2	Russell (2-2)	293	2:30
3/25	Lehigh (1) *	W	15-1	15-13-0	1-12-3	7	10-11	3-2	N. Mitchell (4-1)	---	1:59
3/25	Lehigh (2) *	W	3-2	3-5-1	2-7-2	9	11-11	4-2	Beattie (1-1)	329	2:01
3/26	Lafayette (1) *	L	8-0	0-3-1	8-5-0	7	11-12	4-3	Shirah (1-3)	---	1:49
3/26	Lafayette (2) *	W	6-4	6-9-1	4-6-3	9	12-12	5-3	Russell (3-2)	583	2:18
3/29	vs. UMBC #	L	8-1	1-4-2	8-7-0	9	12-13	5-3	Hamill (0-2)	1711	2:39
4/2	at Holy Cross (1) *	W	7-5	7-10-3	5-8-2	(9)	13-13	6-3	N. Mitchell (5-1)	226	2:14
4/2	at Holy Cross (2) *	W	5-2	5-13-1	2-10-0	7	14-13	7-3	Golden (2-2)	212	2:10
4/3	at Army (1) *	L	2-1	1-9-4	2-6-2	(10)	14-14	7-4	Jorgenson (0-2)	400	2:30
4/3	at Army (2) *	L	5-0	0-4-2	5-6-0	7	14-15	7-5	Russell (3-3)	300	1:27
4/5	Coppin State	L	7-6	6-11-0	7-14-2	9	14-16	7-5	Ward (0-1)	532	2:55
4/8	Holy Cross (1) *	W	3-1	3-6-0	1-6-1	7	15-16	8-5	N. Mitchell (6-1)	---	1:28
4/8	Holy Cross (2) *	W	6-4	6-10-1	4-8-0	9	16-16	9-5	Early (2-0)	733	2:34
4/9	Holy Cross *	W	5-3	5-8-0	3-10-2	9	17-16	10-5	Shirah (2-3)	529	2:22
4/12	at Maryland Eastern Shore	W	18-11	18-21-1	11-13-1	9	18-16	10-5	Grenn (1-0)	154	2:57
4/15	at Lafayette (Finished 4/16) *	L	5-1	1-2-0	5-7-0	7	18-17	10-6	N. Mitchell (6-2)	57	1:46
4/16	at Lafayette (1) *	W	10-4	10-15-0	4-9-1	9	19-17	11-6	Russell (4-3)	127	2:37
4/16	at Lafayette (2) *	W	8-4	8-10-0	4-6-2	9	20-17	12-6	Shirah (3-3)	157	2:50
4/19	at Bucknell *	L	5-1	1-5-0	5-12-0	9	20-18	12-7	Golden (2-3)	345	2:09
4/22	Army *	L	11-4	4-8-1	11-15-1	7	20-19	12-8	N. Mitchell (6-3)	1008	1:58
4/23	Army (1) *	L	3-2	2-8-0	3-8-0	9	20-20	12-9	Shirah (3-4)	810	2:35
4/23	Army (2) *	L	10-0	0-6-1	10-12-1	(8)	20-21	12-10	Russell (4-4)	810	1:59
4/26	Maryland Eastern Shore	L	9-7	7-10-1	9-13-3	(12)	20-22	12-10	Murtha (1-1)	273	3:20
4/29	at Lehigh (1) *	L	1-0	0-2-1	1-4-1	7	20-23	12-11	N. Mitchell (6-4)	113	1:30
4/29	at Lehigh (2) *	W	5-1	5-10-0	1-8-0	9	21-23	13-11	Golden (3-3)	115	2:25
5/1	at Lehigh *	W	14-1	14-11-0	1-5-5	(7)	22-23	14-11	Shirah (4-4)	103	2:22
5/3	George Mason	L	4-1	1-4-1	4-8-0	9	22-24	14-11	Hamill (0-3)	247	2:29
5/6	Elon	L	3-1	1-8-0	3-10-0	9	22-25	14-11	Early (2-1)	644	2:23
5/7	Elon	W	8-5	8-17-1	5-11-0	9	23-25	14-11	Shirah (5-4)	722	2:31
5/13	at Bucknell (1) \$	L	2-0	0-3-0	2-9-0	9	23-26	14-11	N. Mitchell (6-5)	1050	1:50
5/13	at Bucknell (2) \$	L	7-6	6-10-0	7-11-0	9	23-27	14-11	Kruer (0-1)	1050	2:50

\* Patriot League Game

% Hughes Bros. Challenge (Wilmington, N.C.)

^ Freedom Classic (Kinston, N.C.)

# Oriole Park at Camden Yards (Baltimore, Md.)

\$ Patriot League Tournament



# 2024 NAVY BASEBALL

## 2023 BATTING GAME-BY-GAME

Date	Opponent	AB	R	H	RBI	2B	3B	HR	BB	IBB	SB	CS	HBP	SAC	SF	GDP	K	PO	A	E	LOB	.AVG
2/17	at No. 19 Virginia %	30	5	10	4	3	0	0	1	0	0	0	0	0	0	1	7	18	5	3	5	.333
2/18	at UNCW %	34	0	8	0	0	0	0	2	0	0	0	1	0	0	2	10	24	8	2	10	.281
2/19	vs. Ohio %	39	9	13	6	1	0	0	3	0	0	0	0	0	1	1	5	27	10	4	7	.301
2/21	Georgetown	36	10	12	10	1	1	0	4	0	1	0	2	0	1	2	8	27	8	1	6	.309
2/24	vs. Air Force ^	31	5	7	5	2	0	2	2	0	1	0	2	0	0	0	7	27	9	1	6	.294
2/25	vs. Air Force ^	35	5	9	3	4	0	0	5	0	4	1	1	1	0	0	4	27	7	1	10	.288
2/26	vs. Air Force ^	31	1	5	1	1	0	0	3	0	0	1	0	0	0	0	12	27	9	0	6	.271
3/1	Coppin State	32	10	8	10	2	1	1	7	0	3	0	4	0	0	0	11	27	15	0	9	.269
3/4	UMass	22	2	3	1	1	0	0	0	0	0	1	2	1	0	0	8	21	6	0	2	.259
3/4	UMass	33	3	7	3	3	0	0	2	0	0	0	1	0	0	2	5	27	9	6	6	.254
3/5	UMass	30	6	7	6	2	1	0	3	0	0	0	3	0	1	0	3	27	6	1	7	.252
3/8	at Georgetown	33	1	4	1	1	0	0	2	0	2	0	0	0	0	1	7	24	8	2	7	.241
3/11	Princeton	24	3	7	2	0	1	0	1	0	2	0	2	0	0	1	5	21	10	1	6	.244
3/11	Princeton	34	5	10	5	1	0	0	3	0	1	0	0	2	0	0	7	27	8	0	10	.248
3/12	Princeton	32	7	10	5	2	0	0	4	0	3	1	2	0	1	0	3	27	5	0	8	.252
3/15	at Delaware State	30	4	3	4	0	0	2	6	0	0	1	2	0	1	1	5	24	11	4	8	.243
3/17	Bucknell *	31	8	10	8	4	1	0	6	0	0	0	2	0	2	1	6	27	14	1	9	.248
3/18	Bucknell *	28	7	12	7	1	0	3	1	0	0	1	0	0	0	0	2	21	5	1	4	.257
3/18	Bucknell *	29	4	10	3	1	0	0	4	0	0	0	0	0	1	1	4	21	4	1	9	.261
3/19	Bucknell *	33	3	7	2	2	0	0	4	0	1	0	1	0	1	1	4	27	11	2	9	.258
3/25	Lehigh *	31	15	13	12	2	1	1	4	0	0	0	2	1	1	0	9	21	9	0	6	.266
3/25	Lehigh *	28	3	5	3	1	1	0	2	0	0	1	0	0	2	0	3	27	9	1	5	.262
3/26	Lafayette *	22	0	3	0	1	0	0	1	0	0	0	1	0	0	1	8	21	4	1	3	.258
3/26	Lafayette *	31	6	9	5	1	0	1	4	0	2	1	1	1	1	2	5	27	6	1	8	.260
3/29	vs. UMBC #	30	1	4	1	1	0	0	6	0	0	0	0	0	0	1	10	27	11	2	8	.255
4/2	at Holy Cross *	36	7	10	7	4	0	0	2	0	2	0	0	2	1	0	2	27	15	3	7	.256
4/2	at Holy Cross *	32	5	13	5	2	1	0	3	0	1	1	2	0	1	0	6	21	7	1	12	.262
4/3	at Army *	37	1	9	1	1	1	0	3	0	0	0	0	0	0	2	10	29	9	4	9	.261
4/3	at Army *	24	0	4	0	1	0	0	2	0	0	1	0	0	0	0	3	18	5	2	5	.258
4/5	Coppin State	38	6	11	5	3	0	0	5	0	0	0	1	1	0	0	5	27	9	0	12	.260
4/8	Holy Cross *	22	3	6	3	0	0	0	1	0	0	0	1	2	0	1	4	21	7	0	5	.260
4/8	Holy Cross *	33	6	10	6	0	1	0	4	0	1	0	3	0	1	0	8	27	7	1	11	.261
4/9	Holy Cross *	31	5	8	4	1	0	1	4	0	1	0	3	1	0	0	3	27	3	0	10	.261
4/12	at Maryland Eastern Shore	45	18	21	16	5	0	1	10	0	0	1	0	0	0	3	4	27	10	1	10	.270
4/15	at Lafayette *	22	1	2	1	1	0	0	6	0	0	0	1	0	0	1	2	18	9	0	7	.266
4/16	at Lafayette *	39	10	15	9	3	0	0	4	0	1	0	2	1	1	2	3	27	10	0	10	.270
4/16	at Lafayette *	38	8	10	8	3	0	2	5	0	0	0	0	1	0	0	9	27	7	0	9	.270
4/19	at Bucknell *	32	1	5	1	1	0	1	2	0	0	0	1	0	0	0	4	24	13	0	7	.267
4/22	Army *	28	4	8	4	0	0	2	3	0	0	1	0	0	0	1	4	21	5	1	6	.268
4/23	Army *	33	2	8	2	4	0	0	3	0	0	1	1	1	0	0	6	27	12	0	9	.267
4/23	Army *	29	0	6	0	2	0	0	2	0	0	0	1	0	0	0	9	24	6	1	8	.266
4/26	Maryland Eastern Shore	46	7	10	6	2	1	1	9	0	2	0	1	2	0	0	5	36	10	1	15	.264
4/29	at Lehigh *	24	0	2	0	0	0	0	2	0	0	0	0	0	0	0	11	18	11	1	5	.261
4/29	at Lehigh *	33	5	10	4	1	0	2	4	0	0	1	1	1	1	1	8	27	6	0	8	.262
5/1	at Lehigh *	36	14	11	13	2	1	1	8	0	0	0	1	0	0	1	5	21	7	0	10	.263
5/3	George Mason	30	1	4	1	0	0	0	2	0	2	1	1	0	0	0	5	27	9	1	5	.260
5/6	Elon	35	1	8	1	0	0	1	1	0	1	0	0	0	0	0	13	27	9	0	8	.259
5/7	Elon	39	8	17	8	5	0	0	1	0	0	0	1	0	0	1	5	27	9	1	9	.264
5/13	at Bucknell \$	29	0	3	0	1	0	0	1	0	0	0	0	0	0	0	2	24	7	0	3	.261
5/13	at Bucknell \$	33	6	10	4	3	0	1	5	0	0	0	3	1	1	2	6	26	10	0	10	.262
<b>Totals</b>		<b>1593</b>	<b>242</b>	<b>417</b>	<b>216</b>	<b>83</b>	<b>12</b>	<b>23</b>	<b>172</b>	<b>0</b>	<b>31</b>	<b>15</b>	<b>53</b>	<b>19</b>	<b>19</b>	<b>33</b>	<b>300</b>	<b>1246</b>	<b>419</b>	<b>54</b>	<b>384</b>	<b>.262</b>

\* Patriot League Game

% Hughes Bros. Challenge (Wilmington, N.C.)

^ Freedom Classic (Kinston, N.C.)

# Oriole Park at Camden Yards (Baltimore, Md.)

\$ Patriot League Tournament



# 2024 NAVY BASEBALL

## 2023 PITCHING GAME-BY-GAME

Date	Opponent	IP	H	R	ER	BB	SO	2B	3B	HR	WP	BK	HBP	DP	IBB	Score	W	L	SV	ERA
2/17	at No. 19 Virginia %	6.0	20	24	19	7	4	8	0	4	2	0	3	0	0	5-24	0	1	0	28.50
2/18	at UNCW %	8.0	14	8	6	3	5	1	1	1	0	0	0	1	0	0-8	0	2	0	16.07
2/19	vs. Ohio %	9.0	20	27	21	16	5	5	0	1	2	0	1	1	0	9-27	0	3	0	18.00
2/21	Georgetown	9.0	18	18	16	7	4	5	0	2	1	0	3	1	0	10-18	0	4	0	17.44
2/24	vs. Air Force ^	9.0	6	3	2	2	10	0	1	1	0	0	1	1	0	5-3	1	4	1	14.05
2/25	vs. Air Force ^	9.0	5	2	2	2	11	2	0	0	1	0	0	0	0	5-2	2	4	2	11.88
2/26	vs. Air Force ^	9.0	9	4	4	5	7	3	1	1	0	0	1	1	0	1-4	2	5	2	10.68
3/1	Coppin State	9.0	4	2	2	7	6	1	0	0	0	0	0	1	0	10-2	3	5	2	9.53
3/4	UMass	7.0	8	4	4	1	10	2	0	1	0	0	3	1	0	2-4	3	6	2	9.12
3/4	UMass	9.0	14	14	11	10	9	3	0	1	3	1	4	0	0	3-14	3	7	2	9.32
3/5	UMass	9.0	8	4	2	2	10	1	0	1	0	0	0	1	0	6-4	4	7	3	8.61
3/8	at Georgetown	8.0	12	7	7	2	5	4	0	1	0	0	1	0	0	1-7	4	8	3	8.55
3/11	Princeton	7.0	3	1	1	1	5	0	1	0	0	0	0	1	0	3-1	5	8	3	8.08
3/11	Princeton	9.0	7	3	3	2	7	4	1	0	2	0	2	1	0	5-3	6	8	4	7.69
3/12	Princeton	9.0	11	4	4	5	11	1	1	0	0	0	0	0	0	7-4	7	8	5	7.43
3/15	at Delaware State	8.0	10	9	7	5	3	0	0	1	1	0	2	3	0	4-9	7	9	5	7.46
3/17	Bucknell *	9.0	11	6	6	6	6	3	0	0	0	0	0	1	0	8-6	8	9	6	7.36
3/18	Bucknell *	7.0	10	6	6	2	9	3	0	2	2	0	4	0	0	7-6	9	9	6	7.38
3/18	Bucknell *	7.0	14	17	15	9	6	3	0	0	3	0	3	0	0	4-17	9	10	6	7.91
3/19	Bucknell *	9.0	9	6	4	4	6	2	0	0	0	0	1	3	0	3-6	9	11	6	7.70
3/25	Lehigh *	7.0	12	1	1	0	10	3	0	0	0	0	0	2	0	15-1	10	11	6	7.44
3/25	Lehigh *	9.0	7	2	2	5	9	1	0	0	0	0	0	1	0	3-2	11	11	7	7.17
3/26	Lafayette *	7.0	5	8	7	6	10	2	1	1	1	0	2	1	0	0-8	11	12	7	7.24
3/26	Lafayette *	9.0	6	4	4	3	10	1	0	1	0	0	2	0	0	6-4	12	12	8	7.09
3/29	vs. UMBC #	9.0	7	8	5	5	9	2	0	0	1	0	4	3	0	1-8	12	13	8	7.00
4/2	at Holy Cross *	9.0	8	5	1	1	4	0	0	1	0	0	1	2	0	7-5	13	13	9	6.75
4/2	at Holy Cross *	7.0	10	2	2	4	6	4	0	1	0	0	0	0	0	5-2	14	13	9	6.62
4/3	at Army *	9.2	6	2	1	1	10	2	0	0	0	0	0	1	0	1-2	14	14	9	6.38
4/3	at Army *	6.0	6	5	3	2	6	1	0	1	0	0	1	1	0	0-5	14	15	9	6.34
4/5	Coppin State	9.0	14	7	7	6	7	4	0	0	1	0	4	0	0	6-7	14	16	9	6.36
4/8	Holy Cross *	7.0	6	1	1	1	6	2	0	0	0	0	1	0	0	3-1	15	16	9	6.22
4/8	Holy Cross *	9.0	8	4	4	4	8	1	0	0	4	0	0	2	0	6-4	16	16	10	6.14
4/9	Holy Cross *	9.0	10	3	3	4	10	3	0	0	0	0	1	0	0	5-3	17	16	11	6.04
4/12	at Maryland Eastern Shore	9.0	13	11	11	4	7	2	0	1	1	0	3	0	0	18-11	18	16	11	6.20
4/15	at Lafayette *	6.0	7	5	5	1	4	0	0	3	0	0	0	1	0	1-5	18	17	11	6.23
4/16	at Lafayette *	9.0	9	4	4	1	5	1	0	2	2	0	2	0	0	10-4	19	17	12	6.16
4/16	at Lafayette *	9.0	6	4	3	5	11	1	0	1	0	0	3	0	0	8-4	20	17	13	6.07
4/19	at Bucknell *	8.0	12	5	5	1	7	0	0	0	0	0	1	2	0	1-5	20	18	13	6.05
4/22	Army *	7.0	15	11	9	0	2	1	1	4	1	0	2	0	0	4-11	20	19	13	6.17
4/23	Army *	9.0	8	3	3	2	5	1	0	1	0	0	0	2	0	2-3	20	20	13	6.09
4/23	Army *	8.0	12	10	10	3	5	3	1	2	0	0	0	0	0	0-10	20	21	13	6.21
4/26	Maryland Eastern Shore	12.0	13	9	8	4	9	2	1	0	0	1	2	0	0	7-9	20	22	13	6.20
4/29	at Lehigh *	6.0	4	1	1	2	2	0	0	1	0	0	0	2	0	0-1	20	23	13	6.12
4/29	at Lehigh *	9.0	8	1	1	1	7	1	0	1	1	0	0	1	0	5-1	21	23	14	6.00
5/1	at Lehigh *	7.0	5	1	1	1	5	0	0	0	1	0	0	2	0	14-1	22	23	14	5.91
5/3	George Mason	9.0	8	4	3	4	4	1	0	0	3	0	3	1	0	1-4	22	24	14	5.84
5/6	Elon	9.0	10	3	3	2	7	1	0	0	1	0	0	1	0	1-3	22	25	14	5.77
5/7	Elon	9.0	11	5	5	2	5	4	0	1	0	0	0	1	0	8-5	23	25	15	5.76
5/13	at Bucknell \$	8.0	9	2	2	3	3	3	0	0	0	0	0	1	0	0-2	23	26	15	5.69
5/13	at Bucknell \$	8.2	11	7	7	4	6	2	1	0	1	1	1	0	0	6-7	23	27	15	5.72
<b>Totals</b>		<b>415.1</b>	<b>479</b>	<b>307</b>	<b>264</b>	<b>180</b>	<b>338</b>	<b>100</b>	<b>11</b>	<b>39</b>	<b>35</b>	<b>3</b>	<b>62</b>	<b>44</b>	<b>0</b>	<b>242-307</b>	<b>23</b>	<b>27</b>	<b>15</b>	<b>5.72</b>

\* Patriot League Game

% Hughes Bros. Challenge (Wilmington, N.C.)

^ Freedom Classic (Kinston, N.C.)

# Oriole Park at Camden Yards (Baltimore, Md.)

\$ Patriot League Tournament



# 2024 NAVY BASEBALL

## 2023 HITTING STATISTICS

Player	AVG.	GP	GS	AB	R	H	2B	3B	HR	RBI	TB	SLG	BB	HPB	SO	GDP	OB%	SF	SH	SB	ATT	PO	A	E	FLD%
Smith, Alex	.326	50	50	187	32	61	12	0	4	24	85	.455	16	5	20	5	.392	1	1	2	2	280	31	1	.997
League Only	.376	25	25	93	14	35	6	0	2	18	47	.505	5	2	8	2	.416	1	0	0	0	156	16	0	1.000
Rausch, Kyle	.295	40	40	139	20	41	7	1	5	32	65	.468	8	7	23	8	.352	5	0	1	3	7	0	0	1.000
League Only	.262	25	25	84	10	22	4	0	2	18	32	.381	5	4	16	4	.320	4	0	1	2	4	0	0	1.000
Murtha, Brock	.287	49	49	164	28	47	8	2	3	27	68	.415	22	6	36	3	.387	2	1	4	7	44	77	12	.910
League Only	.241	25	25	83	13	20	4	2	1	17	31	.373	12	2	20	1	.347	1	1	1	3	17	37	5	.915
Keller, Logan	.283	50	50	187	28	53	14	2	2	31	77	.412	14	2	33	3	.332	5	1	1	1	283	27	8	.975
League Only	.235	25	25	85	12	20	5	0	1	9	28	.329	8	2	20	2	.306	3	1	0	0	146	11	3	.981
Diaz, Eduardo	.274	50	50	164	17	45	8	1	0	18	55	.335	28	8	20	3	.403	1	6	2	4	58	137	3	.985
League Only	.329	25	25	79	9	26	4	0	0	11	30	.380	14	4	10	2	.449	1	3	0	0	28	72	2	.980
Mitchell, Henry	.273	35	32	99	15	27	2	1	1	10	34	.343	13	7	21	2	.388	2	0	1	1	62	58	2	.984
League Only	.262	22	22	65	9	17	1	0	1	5	21	.323	6	3	11	2	.342	2	0	0	0	44	38	1	.988
Lehnertz, Hudson	.257	40	32	101	20	26	4	0	1	6	33	.327	15	2	20	0	.364	0	2	3	5	60	6	3	.957
League Only	.222	22	21	63	11	14	3	0	0	1	17	.270	9	2	11	0	.338	0	1	1	3	42	4	2	.958
Burch, Nick	.243	50	48	169	33	41	11	5	3	27	71	.420	21	9	32	3	.353	2	3	10	12	113	1	3	.974
League Only	.272	25	25	81	21	22	6	5	3	12	47	.580	10	4	16	1	.375	1	2	5	6	46	0	1	.979
McCommons, Mac	.235	15	6	17	1	4	1	0	0	1	5	.294	3	2	7	0	.409	0	1	0	0	44	4	2	.960
League Only	.000	3	0	0	0	0	0	0	0	0	0	.000	1	0	0	0	1.000	0	0	0	0	4	0	0	1.000
Smith, Colin	.230	47	45	165	19	38	9	0	4	23	59	.358	9	1	22	1	.274	0	2	5	6	98	2	7	.935
League Only	.278	23	21	72	10	20	5	0	4	12	37	.514	5	0	8	0	.325	0	2	1	2	43	1	2	.957
Raba, Zane	.222	42	22	72	8	16	3	0	0	9	19	.264	8	0	25	1	.296	1	0	1	3	70	0	1	.986
League Only	.208	20	6	24	1	5	0	0	0	2	5	.208	3	0	8	0	.296	0	0	0	1	22	0	0	1.000
Aguirre, Ivan	.171	27	12	41	10	7	2	0	0	2	9	.220	7	3	15	2	.333	0	1	1	2	31	39	4	.946
League Only	.200	10	3	10	2	2	0	0	0	1	2	.200	3	0	3	1	.385	0	1	0	0	9	10	2	.905
Furey, Brian	.167	21	2	24	4	4	0	0	0	0	4	.167	3	0	7	0	.259	0	0	0	0	0	0	0	.000
League Only	.125	7	1	8	3	1	0	0	0	0	1	.125	2	0	2	0	.300	0	0	0	0	0	0	0	.000
Finnigan, Jack	.143	6	1	7	0	1	0	0	0	0	1	.143	1	0	2	1	.250	0	0	0	0	3	0	0	1.000
League Only	.500	2	0	2	0	1	0	0	0	0	1	.500	0	0	0	0	.500	0	0	0	0	1	0	0	1.000
Fiallo, Anthony	.118	16	2	17	2	2	1	0	0	4	3	.176	1	0	5	0	.167	0	0	0	0	3	0	0	1.000
League Only	.000	4	0	2	1	0	0	0	0	0	0	.000	0	0	1	0	.000	0	0	0	0	2	0	0	1.000
Brenczewski, Kiel	.111	19	8	36	4	4	1	0	0	1	5	.139	3	0	10	1	.179	0	1	0	0	58	5	1	.984
League Only	.111	6	1	9	1	1	1	0	0	1	2	.222	1	0	3	0	.200	0	0	0	0	15	0	0	1.000
Munnely, Brendan	.000	4	0	3	1	0	0	0	0	1	0	.000	0	1	1	0	.250	0	0	0	0	0	1	0	1.000
League Only	.000	3	0	2	1	0	0	0	0	1	0	.000	0	1	1	0	.333	0	0	0	0	0	1	0	1.000
Izquierdo, Victor	.000	1	1	1	0	0	0	0	0	0	0	.000	0	0	1	0	.000	0	0	0	0	3	0	1	.750
League Only	.000	0	0	0	0	0	0	0	0	0	0	.000	0	0	0	0	.000	0	0	0	0	0	0	0	.000
<b>TOTALS</b>	<b>.262</b>	<b>50</b>	<b>50</b>	<b>1593</b>	<b>242</b>	<b>417</b>	<b>83</b>	<b>12</b>	<b>23</b>	<b>216</b>	<b>593</b>	<b>.372</b>	<b>172</b>	<b>53</b>	<b>300</b>	<b>33</b>	<b>.349</b>	<b>19</b>	<b>19</b>	<b>31</b>	<b>46</b>	<b>1246</b>	<b>419</b>	<b>54</b>	<b>.969</b>
League Only	.270	25	25	762	118	206	39	7	14	108	301	.395	84	24	138	15	.356	13	11	9	17	596	201	22	.973
<b>OPPONENTS</b>	<b>.292</b>	<b>50</b>	<b>50</b>	<b>1639</b>	<b>307</b>	<b>479</b>	<b>100</b>	<b>11</b>	<b>39</b>	<b>276</b>	<b>718</b>	<b>.438</b>	<b>180</b>	<b>62</b>	<b>338</b>	<b>38</b>	<b>.378</b>	<b>26</b>	<b>19</b>	<b>35</b>	<b>57</b>	<b>1230</b>	<b>450</b>	<b>56</b>	<b>.968</b>
League Only	.277	25	25	773	117	214	39	3	22	108	325	.420	69	24	169	19	.351	8	6	12	22	585	214	30	.964

LOB - Team (384), Opp (374). DPs turned - Team (44), Opp (39). CI - Team (1), McCommons, M 1. Picked off - Lehnertz, H. 2, Murtha, B. 2, Burch, N. 1.

League Only

LOB - Team (191), Opp (167). DPs turned - Team (24), Opp (17). Picked off - Lehnertz, H. 2, Murtha, B. 1, Burch, N. 1.

### MULTI-HIT GAMES

Player	2	3	4	5+	Total
Smith, Alex	10	1	-	-	11
Burch, Nick	8	-	-	-	8
Smith, Colin	6	1	-	-	7
Diaz, Eduardo	3	2	-	-	5
Rausch, Kyle	5	-	-	-	5
Mitchell, Henry	3	1	-	-	4
Keller, Logan	2	1	-	-	3
Lehnertz, Hudson	2	-	-	-	2
Murtha, Brock	2	-	-	-	2
Aguirre, Ivan	1	-	-	-	1
<b>TEAM</b>	<b>42</b>	<b>6</b>	<b>0</b>	<b>0</b>	<b>48</b>

### MULTI-RBI GAMES

Player	2	3	4	5+	Total
Smith, Alex	6	-	-	-	6
Murtha, Brock	4	1	-	-	5
Rausch, Kyle	4	-	1	-	5
Smith, Colin	2	1	-	-	3
Diaz, Eduardo	3	-	-	-	3
Burch, Nick	1	2	-	-	3
Keller, Logan	1	-	-	-	1
<b>TEAM</b>	<b>21</b>	<b>4</b>	<b>1</b>	<b>0</b>	<b>26</b>

### LONGEST HIT STREAKS

Player	Streak
Smith, Alex	15
Diaz, Eduardo	8
Murtha, Brock	6
Rausch, Kyle	5
Lehnertz, Hudson	4
Mitchell, Henry	4
Keller, Logan	4
Burch, Nick	3
Smith, Colin	3
Raba, Zane	2
Furey, Brian	1
Finnigan, Jack	1
Aguirre, Ivan	1
Brenczewski, Kiel	1

### LONGEST ON-BASE STREAKS

Player	Streak
Smith, Alex	15
Lehnertz, Hudson	13
Keller, Logan	13
Murtha, Brock	12
Diaz, Eduardo	12
Burch, Nick	6
Rausch, Kyle	6
Smith, Colin	6
Mitchell, Henry	5
Raba, Zane	3
Furey, Brian	2
Aguirre, Ivan	2
McCommons, Mac	1
Brenczewski, Kiel	1
Munnely, Brendan	1
Finnigan, Jack	1



# 2024 NAVY BASEBALL

## 2023 PITCHING STATISTICS

Player	ERA	W-L	APP	GS	CG	SHO	CBO	SV	IP	H	R	ER	BB	SO	2B	3B	HR	AB	BAVG.	WP	HBP	BK	SFA	SHA
Murtha, Brock	2.08	1-1	4	0	0	0	0	0	4.1	4	2	1	2	7	0	1	0	16	.250	1	0	0	1	0
League Only	0.00	1-0	1	0	0	0	0	0	0.1	0	0	0	1	1	0	0	0	1	.000	1	0	0	0	0
Mitchell, Nate	3.16	6-5	13	13	4	0	0	0	74.0	80	35	26	13	50	15	2	8	290	.276	1	9	0	3	2
League Only	3.92	4-3	7	7	3	0	0	0	41.1	51	22	18	7	29	8	0	6	169	.302	0	4	0	1	0
Early, Reece	3.38	2-1	14	1	0	0	0	2	37.1	39	15	14	9	38	7	1	2	146	.267	1	0	0	0	2
League Only	1.89	1-0	7	0	0	0	0	1	19.0	19	5	4	5	16	2	0	1	73	.260	0	0	0	0	0
Shirah, Matthew	3.83	5-4	12	12	0	0	0	0	56.1	51	26	24	19	58	10	1	5	211	.242	4	8	0	2	1
League Only	3.79	3-2	7	7	0	0	0	0	35.2	28	15	15	11	41	6	0	4	127	.220	2	5	0	2	1
Kruer, Landon	4.26	0-1	19	0	0	0	0	0	25.1	23	16	12	17	22	3	2	1	91	.253	5	4	1	4	1
League Only	2.79	0-0	8	0	0	0	0	6	9.2	8	4	3	7	7	1	1	0	36	.222	0	1	0	1	0
Beattie, Jackson	4.54	1-1	16	1	0	0	0	3	33.2	43	18	17	10	20	7	0	6	133	.323	1	1	0	3	2
League Only	3.86	1-0	6	0	0	0	0	2	16.1	18	8	7	7	11	3	0	4	63	.286	1	1	0	0	0
Hamill, Evan	5.03	0-3	9	4	0	0	0	0	19.2	17	16	11	13	13	7	0	1	71	.239	3	10	0	2	1
League Only	N/A																							
Lucero, Adyn	5.40	0-0	2	0	0	0	0	0	3.1	3	2	2	1	4	0	0	0	12	.250	3	0	0	1	0
League Only	0.00	0-0	1	0	0	0	0	0	2.0	0	0	0	1	2	0	0	0	5	.000	2	0	0	1	0
Golden, Liam	6.00	3-3	13	10	0	0	0	0	42.0	45	31	28	25	32	10	0	1	167	.269	7	3	0	0	1
League Only	4.35	2-2	7	7	0	0	0	0	31.0	35	17	15	12	25	7	0	1	127	.276	6	2	0	0	1
Russell, Thomas	6.28	4-4	11	7	0	0	0	0	43.0	47	34	30	21	45	13	1	4	164	.287	2	6	0	4	4
League Only	4.97	2-3	6	4	0	0	0	0	25.1	22	16	14	8	25	6	0	2	91	.242	0	5	0	2	1
Jorgenson, Nolan	8.23	0-2	15	0	0	0	0	0	27.1	43	32	25	6	19	9	2	7	127	.339	3	4	1	0	0
League Only	6.23	0-1	5	0	0	0	0	0	13.0	19	12	9	3	8	4	1	4	57	.333	2	2	0	0	0
Powers, Zach	10.57	0-0	6	0	0	0	0	0	7.2	10	10	9	6	7	2	1	0	29	.345	2	4	0	3	1
League Only	13.50	0-0	1	0	0	0	0	0	2.0	3	4	3	1	1	1	1	0	7	.429	0	2	0	1	1
Grenn, Tyler	11.77	1-0	10	0	0	0	0	0	13.0	17	17	17	13	5	5	0	1	51	.333	0	3	0	1	1
League Only	99.00	0-0	1	0	0	0	0	0	0.1	3	5	5	1	0	0	0	0	3	1.000	0	1	0	0	1
Chamberlin, Aidan	13.50	0-0	10	1	0	0	0	0	11.1	25	22	17	11	11	3	0	1	54	.463	0	3	0	2	3
League Only	0.00	0-0	1	0	0	0	0	0	1.0	1	0	0	0	2	0	0	0	3	.333	0	0	0	0	1
Beisty, Owen	15.00	0-1	1	1	0	0	0	0	3.0	5	5	5	5	0	1	0	0	14	.357	0	0	0	0	0
League Only	N/A																							
Ward, Zach	15.92	0-1	11	0	0	0	0	1	13.0	26	23	23	4	6	8	0	2	59	.441	0	7	0	0	0
League Only	37.80	0-0	2	0	0	0	0	0	1.2	7	7	7	2	1	1	0	0	11	.636	0	1	0	0	0
Levine, Jack	27.00	0-0	2	0	0	0	0	0	0.2	0	2	2	3	1	0	0	0	2	.000	1	0	1	0	0
League Only	99.00	0-0	1	0	0	0	0	0	0.0	0	2	2	3	0	0	0	0	0	.000	1	0	0	0	0
Warner, Corbin	27.00	0-0	1	0	0	0	0	0	0.1	1	1	1	2	0	0	0	0	2	.500	1	0	0	0	0
League Only	N/A																							
<b>TOTALS</b>	<b>5.72</b>	<b>23-27</b>	<b>50</b>	<b>50</b>	<b>4</b>	<b>0</b>	<b>0</b>	<b>15</b>	<b>415.1</b>	<b>479</b>	<b>307</b>	<b>264</b>	<b>180</b>	<b>338</b>	<b>100</b>	<b>11</b>	<b>39</b>	<b>1639</b>	<b>.292</b>	<b>35</b>	<b>62</b>	<b>3</b>	<b>26</b>	<b>19</b>
League Only	4.62	14-11	25	25	3	0	0	9	198.2	214	117	102	69	169	39	3	22	773	.277	15	24	0	8	6
<b>OPPONENTS</b>	<b>4.35</b>	<b>27-23</b>	<b>50</b>	<b>50</b>	<b>6</b>	<b>6</b>	<b>1</b>	<b>6</b>	<b>410.0</b>	<b>417</b>	<b>242</b>	<b>198</b>	<b>172</b>	<b>300</b>	<b>83</b>	<b>12</b>	<b>23</b>	<b>1593</b>	<b>.262</b>	<b>36</b>	<b>53</b>	<b>2</b>	<b>19</b>	<b>19</b>
League Only	4.25	11-14	25	25	4	4	0	2	195.0	206	118	92	84	138	39	7	14	762	.270	14	24	0	13	11

PB - Team (11), Brenczewski 4, Smith, A. 4, McCommons, M 3, Opp (12). Pickoffs - Team (4), Ward, Z. 1, Beattie, J. 1, Grenn, T. 1, Jorgenson, N 1, Opp (5).

SBA/ATT - Smith, A. (18-35), Brenczewski (8-12), McCommons, M (9-10), Shirah, M. (5-9), Golden, L. (7-8), Russell, T. (4-7), Beattie, J. (2-6), Chamberlin (5-6), Mitchell, N. (1-4), Ward, Z. (2-4), Hamill, E. (1-3), Grenn, T. (2-3), Kruer, L. (3-3), Early, R. (1-2), Jorgenson, N (2-2).

### League Only

PB - Team (4), Smith, A. 3, Brenczewski 1, Opp (6). Pickoffs - Team (2), Jorgenson, N 1, Beattie, J. 1, Opp (4).

SBA/ATT - Smith, A. (11-21), Golden, L. (5-5), Beattie, J. (1-4), Russell, T. (2-4), Shirah, M. (2-4), Mitchell, N. (1-3), Early, R. (1-2), Brenczewski (1-1).

### 2023 BATTING GAME HIGHS

Category	Team (Opponent)	Individual
At-Bats	46 (Maryland Eastern Shore 4/26)	7 (two times)
Runs	18 (at Maryland Eastern Shore 4/12)	4 (two times)
Hits	21 (at Maryland Eastern Shore 4/12)	4 (seven times)
RBI	16 (at Maryland Eastern Shore 4/12)	5, Keller (Coppin State 3/1)
Doubles	5 (two times)	2, Burch (two times)
Triples	1 (12 times)	1 (12 times)
Home Runs	3 (Bucknell 3/18)	1 (23 times)
Walks	10 (at Maryland Eastern Shore 4/12)	3 (three times)
Strikeouts	13 (Elon 5/6)	4, H. Mitchell (Elon 5/6)
Sacrifice Hits	2 (four times)	2, Diaz (Holy Cross 4/8)
Sacrifice Flies	2 (two times)	1 (19 times)
Stolen Bases	4 (vs. Air Force 2/25)	2 (two times)
Hit by Pitch	4 (Coppin State 3/1)	2 (two times)
Runners LOB	15 (Maryland Eastern Shore 4/26)	5 (six times)
Hit Into DP	3 (three times)	2, Rausch (at Lafayette 4/16)

### 2023 PITCHING GAME HIGHS

Category	Team (Opponent)	Individual
Innings Pitched	12.0 (Maryland Eastern Shore 4/26)	8.0, N. Mitchell (at Holy Cross 4/2)
Strikeouts	11 (three times)	10, N. Mitchell (Lehigh 3/25)
Hits Allowed	20 (two times)	12, N. Mitchell (Lehigh 3/25)
Runs Allowed	27 (vs. Ohio 2/19)	9, Russell (at Virginia 2/17)
Walks Allowed	16 (vs. Ohio 2/19)	6, Golden (vs. Ohio 2/19)
HRs Allowed	4 (two times)	3, N. Mitchell (Army 4/22)
Wild Pitches	4 (Holy Cross 4/8)	4, Golden (Holy Cross 4/8)
Hit Batters	4 (four times)	3 (two times)

### 2023 DEFENSIVE GAME HIGHS

Category	Team (Opponent)	Individual
Putouts	36 (Maryland Eastern Shore 4/26)	14, Keller (Coppin State 3/1)
Assists	15 (two times)	8, Diaz (Bucknell 3/17)
Errors	6 (UMass 3/4)	2 (four times)
Passed Balls	2 (Coppin State 4/5)	1 (11 times)
Double Plays	3 (three times)	3, Keller (two times)



# 2024 NAVY BASEBALL

## INDIVIDUAL HITTING RECORDS

### BATTING AVERAGE

• Career (min. 300 AB) •

1.	.411	Seiler, Rich	1977-80
		(143-for-348)	
2.	.390	Loferski, Andy	1981-83
		(168-for-431)	
3.	.362	Trent, Sean	2015-16
		(170-for-469)	
4.	.361	Schultz, Mike	1986-88
		(138-for-382)	
5.	.357	Lake, Toph	1995-98
		(226-for-633)	
6.	.355	Mauro, Steve	1992-95
		(164-for-462)	
7.	.351	Leeney, Mike	1983-86
		(127-for-362)	
8.	.351	Mullikin, Michael	1977-80
		(149-for-425)	
9.	.348	Benke, Todd	1995-98
		(212-for-609)	
10.	.342	Zematis, Mark	1997-00
		(179-for-523)	
11.	.337	Mauro, Tony	1996-99
		(187-for-555)	
12.	.335	Hamilton, Thomas	2005-08
		(232-for-693)	
13.	.333	Bernth, Brian	1993-96
		(178-for-534)	
14.	.330	Azor, Alex	2009-12
		(209-for-633)	
15.	.330	Braham, Luke	1997-00
		(158-for-479)	

• Season (min. 75 AB) •

1.	.467	Seiler, Rich (50-107)	1979
2.	.435	Seiler, Rich (47-108)	1980
3.	.431	Lake, Toph (59-137)	1998
4.	.430	Schultz, Mike (65-151)	1986
5.	.430	Loferski, Andy (71-165)	1983
6.	.430	Maloney, Matt (49-114)	1991
7.	.425	Fatheree, Chris (37-87)	1987
8.	.413	Benke, Todd (69-167)	1998
9.	.410	Bellino, Joe (34-83)	1959
10.	.407	Trent, Sean (94-231)	2015
11.	.403	Hamilton, Thomas (89-221)	2008
12.	.402	Roberts, Jim (39-97)	1980
13.	.402	Mowery, Sam (41-102)	1991
14.	.400	Roberts, Jim (44-110)	1981
15.	.398	Born, Stephen (33-83)	2015

### SLUGGING PCT.

• Career (min. 300 AB) •

1.	.652	Loferski, Andy	1981-83
2.	.629	Seiler, Rich	1977-80
3.	.608	Lee, Marcus	1991-94
4.	.593	Zematis, Mark	1997-00
5.	.545	Mauro, Steve	1992-95
6.	.521	Lake, Toph	1995-98
7.	.516	Dupell, Greg	2010-13
8.	.507	Braham, Luke	1997-00
9.	.505	Speciale, Michael	2007-10
10.	.504	Payne, Andy	1992-94
11.	.499	Trent, Sean	2015-16
12.	.498	Benke, Todd	1995-98
13.	.497	Stevens, Zach	2019-22
14.	.495	Schultz, Mike	1986-88
15.	.491	Bernth, Brian	1993-96

• Season (min. 75 AB) •

1.	.766	Lee, Marcus	1993
2.	.729	Seiler, Rich	1979
3.	.719	Maloney, Matt	1991
4.	.701	Zematis, Mark	1998
5.	.694	Zematis, Mark	2000
6.	.685	Seiler, Rich	1980
7.	.685	Loferski, Andy	1983
8.	.679	Lake, Toph	1998
9.	.677	Benke, Todd	1998
10.	.669	Lee, Marcus	1994
11.	.660	Braham, Luke	1998
12.	.659	Candeto, Craig	2003
13.	.656	Acalin, Steve	1981
14.	.639	Loferski, Andy	1982
15.	.635	Jones, Marius	1985

### ON-BASE PCT.

• Career (min. 300 AB) •

1.	.480	Seiler, Rich	1977-80
2.	.460	Mowery, Sam	1989-91
3.	.454	Loferski, Andy	1981-83
4.	.451	Zematis, Mark	1997-00
5.	.450	Lake, Toph	1995-98
6.	.445	Lee, Marcus	1991-94
7.	.442	Leeney, Mike	1983-86
8.	.437	Ponseigo, Andy	1982-84
9.	.437	Dishman, Bob	1982-85
10.	.431	Mauro, Steve	1992-95
11.	.431	Schultz, Mike	1986-88
12.	.417	Hamilton, Thomas	2005-08
13.	.416	Butler, Todd	1990-93
14.	.415	Dupell, Greg	2010-13
15.	.414	Wallace, Ted	1984-87

• Season (min. 75 AB) •

1.	.565	Jones, Marius	1985
2.	.547	Zematis, Mark	1998
3.	.538	Mowery, Sam	1991
4.	.534	Roberts, Jim	1981
5.	.532	Seiler, Rich	1979
6.	.530	Snyder, Craig	1985
7.	.525	Roberts, Jim	1980
8.	.521	Lake, Toph	1998
9.	.509	Kinn, Ron	1985
10.	.509	Deitz, Terry	1981
11.	.504	Maloney, Matt	1991
12.	.493	Kelly, Mike	1984
13.	.492	Seiler, Rich	1980
14.	.492	Liscomb, Jerry	1975
15.	.491	Acalin, Steve	1981

### GAMES PLAYED

• Career •

1.	222	Blue, Travis	2014-17
2.	209	Knowles, Logan	2015-18
3.	205	Currie, Robert	2013-16
4.	201	Hollins, Renaldo	2005-08
5.	198	Born, Stephen	2015-18
	198	Hamilton, Thomas	2005-08
7.	196	Speciale, Michael	2007-10
8.	195	Driscoll, Nick	2008-11
9.	188	Bolt, Kendall	2007-10
10.	186	Benke, Todd	1995-98
11.	181	Saile, Leland	2014-17
12.	180	Lake, Toph	1995-98
13.	179	Hodge, Christian	2016-19
14.	178	Chinnery, Adrian	2014-17
15.	176	Williamson, Jacob	2017-20

• Season •

1.	60	Blue, Travis	2016
	60	Trent, Sean	2016
	60	Wilcox, Matthew	2016
4.	59	Currie, Robert	2016
	59	Azor, Alex	2011
	59	Driscoll, Nick	2011
7.	58	Born, Stephen	2016
	58	Knowles, Logan	2016
	58	Dupell, Greg	2011
	58	Hamilton, Thomas	2008
	58	Speciale, Michael	2008
12.	57	Blue, Travis	2015
	57	Borosak, Brad	2015
	57	Trent, Sean	2015
	57	Milanes, Dave	2011
	57	Wheeler, Dylan	2011
	57	Bolt, Kendall	2008



# 2024 NAVY BASEBALL

## INDIVIDUAL HITTING RECORDS

### GAMES STARTED

• Career •

1.	222	Blue, Travis	2014-17
2.	204	Currie, Robert	2013-16
3.	203	Knowles, Logan	2015-18
4.	198	Hollins, Renaldo	2005-08
5.	197	Hamilton, Thomas	2005-08
6.	194	Speciale, Michael	2007-10
7.	187	Bolt, Kendall	2007-10
8.	181	Born, Stephen	2015-18
9.	179	Driscoll, Nick	2008-11
	179	Benke, Todd	1995-98
11.	177	Lake, Toph	1995-98
12.	176	Williamson, Jacob	2017-20
13.	167	Biggers, Zach	2017-20
14.	165	Chinnery, Adrian	2014-17
	165	Lukevics, Matt	2002-05

• Season •

1.	60	Blue, Travis	2016
	60	Trent, Sean	2016
3.	59	Currie, Robert	2016
	59	Wilcox, Matthew	2016
	59	Azor, Alex	2011
	59	Driscoll, Nick	2011
7.	58	Knowles, Logan	2016
	58	Hamilton, Thomas	2008
	58	Speciale, Michael	2008
10.	57	Blue, Travis	2015
	57	Borosak, Brad	2015
	57	Trent, Sean	2015
	57	Dupell, Greg	2011
	57	Milanes, Dave	2011
	57	Bolt, Kendall	2008

### AT BATS

• Career •

1.	802	Blue, Travis	2014-17
2.	784	Currie, Robert	2013-16
3.	741	Speciale, Michael	2007-10
4.	730	Hollins, Renaldo	2005-08
5.	707	Knowles, Logan	2015-18
6.	705	Born, Stephen	2015-18
7.	693	Hamilton, Thomas	2005-08
8.	683	Bolt, Kendall	2007-10
9.	658	Williamson, Jacob	2017-20
10.	638	Biggers, Zach	2017-20
11.	633	Azor, Alex	2009-12
	633	Lake, Toph	1995-98
13.	609	Dupell, Greg	2010-13
	609	Benke, Todd	1995-98
15.	601	Driscoll, Nick	2008-11

• Season •

1.	238	Trent, Sean	2016
2.	234	Blue, Travis	2016
	234	Azor, Alex	2011
	234	Speciale, Michael	2008
5.	231	Trent, Sean	2015
6.	224	Driscoll, Nick	2011
7.	223	Borosak, Brad	2015
8.	221	Hamilton, Thomas	2008
9.	220	Biggers, Zach	2019
	220	Currie, Robert	2016
11.	219	Currie, Robert	2015
12.	217	Born, Stephen	2018
13.	216	Bolt, Kendall	2008
14.	213	Biggers, Zach	2018
	213	Blue, Travis	2017
	213	Hollins, Renaldo	2007

• Game •

1.	8	Biggers, Zach	
		vs. Air Force	2/25/18
	8	Lowery, Evan	
		vs. Air Force	2/25/18
	8	Saylor, Eugene	
		vs. Harvard	4/9/49
4.	7	40 times - most recent:	
		Smith, Alex	
		vs. UMES	4/26/23

### RUNS

• Career •

1.	163	Blue, Travis	2014-17
2.	159	Knowles, Logan	2015-18
3.	153	Speciale, Michael	2007-10
	153	Lake, Toph	1995-98
5.	149	Currie, Robert	2013-16
6.	142	Benke, Todd	1995-98
7.	141	Born, Stephen	2015-18
8.	133	Hollins, Renaldo	2005-08
9.	129	Biggers, Zach	2017-20
	129	Lee, Marcus	1991-94
	129	Loferski, Andy	1981-83
12.	127	Mauro, Tony	1996-99
13.	125	Dupell, Greg	2010-13
14.	124	Mauro, Steve	1992-95
15.	123	Azor, Alex	2009-12
	123	Butler, Todd	1990-93

• Season •

1.	58	Speciale, Michael	2008
2.	56	Knowles, Logan	2017
3.	55	Benke, Todd	1998
4.	54	Mauro, Steve	1994
5.	52	Knowles, Logan	2018
	52	Adams, Mike	1996
7.	51	Johnston, Jonathan	2006
8.	50	Blue, Travis	2017
9.	49	Currie, Robert	2016
	49	Azor, Alex	2011
	49	Dupell, Greg	2011
	49	Beach, Brent	1994
	49	Schultz, Mike	1986
14.	47	Loferski, Andy	1983
15.	46	Hodge, Christian	2019
	46	Mauro, Tony	1999
	46	Lake, Toph	1995

• Game •

1.	6	Crum, Matt	
		at Army	5/7/95
2.	5	Nine times - most recent:	
		Hodge, Christian	
		at George Mason	4/24/19

### HITS

• Career •

1.	258	Currie, Robert	2013-16
2.	241	Speciale, Michael	2007-10
3.	232	Hamilton, Thomas	2005-08
4.	226	Blue, Travis	2014-17
	226	Lake, Toph	1995-98
6.	222	Born, Stephen	2015-18
7.	212	Benke, Todd	1995-98
8.	209	Azor, Alex	2009-12
9.	203	Knowles, Logan	2015-18
10.	202	Biggers, Zach	2017-20
	202	Bolt, Kendall	2007-10
	202	Hollins, Renaldo	2005-08
13.	195	Dupell, Greg	2010-13
14.	187	Mauro, Tony	1996-99
15.	179	Manzelli, Kash	2011-14
	179	Zematis, Mark	1997-00

• Season •

1.	94	Trent, Sean	2015
2.	89	Hamilton, Thomas	2008
3.	82	Speciale, Michael	2008
4.	77	Azor, Alex	2011
5.	76	Currie, Robert	2016
	76	Trent, Sean	2016
7.	73	Biggers, Zach	2018
	73	Blue, Travis	2017
	73	Guadagnini, Mike	2009
10.	72	Speciale, Michael	2010
11.	71	Currie, Robert	2015
	71	Loferski, Andy	1983
13.	70	Knowles, Logan	2017
	70	Currie, Robert	2014
	70	Bolt, Kendall	2008

• Game •

1.	6	Mauro, Steve	
		at Lafayette	4/4/93
2.	5	24 times - most recent:	
		Biggers, Zach	
		vs. Air Force	2/25/18

## INDIVIDUAL HITTING RECORDS

### DOUBLES

*• Career •*

1.	52	Zematis, Mark	1997-00
2.	46	Dupell, Greg	2010-13
3.	44	Speciale, Michael	2007-10
4.	44	Benke, Todd	1995-98
5.	43	Born, Stephen	2015-18
43		Mauro, Steve	1992-95
7.	41	Biggers, Zach	2017-20
41		Williamson, Jacob	2017-20
41		Butler, Todd	1990-93
10.	40	Bolt, Kendall	2007-10
11.	39	Saile, Leland	2014-17
39		Mauro, Tony	1996-99
13.	38	Blue, Travis	2014-17
38		Lee, Marcus	1991-94
15.	37	Lake, Toph	1995-98
37		Bernth, Brian	1993-96

*• Season •*

1.	21	Mauro, Steve	1994
2.	20	Biggers, Zach	2018
3.	18	Trent, Sean	2016
18		Trent, Sean	2015
18		Dupell, Greg	2013
18		Zematis, Mark	1999
18		Benke, Todd	1998
18		Zematis, Mark	1998
18		Butler, Todd	1992
10.	17	Hodge, Christian	2018
11.	16	Lowery, Liam	2018
16		Blue, Travis	2017
16		Guadagnini, Mike	2009
16		Bolt, Kendall	2008
16		McGinn, Ryan	2006

*• Game •*

1.	4	Lowery, Liam	
		at Bucknell	3/18/18
4		Butler, Todd	
		vs. Cornell	4/11/92
3.	3	10 times - most recent:	
		Farmer, Dean	
		at Bucknell	5/10/03

### TRIPLES

*• Career •*

1.	20	Lake, Toph	1995-98
2.	19	Currie, Robert	2013-16
3.	16	Bernth, Brian	1993-96
16		Loferski, Andy	1981-83
5.	14	Knowles, Logan	2015-18
14		Blue, Travis	2014-17
14		Deneen, Connor	2013-16
14		Dupell, Greg	2010-13
14		Liscomb, Jerry	1973-76
10.	13	Born, Stephen	2015-18
11.	12	Smith, Matt	1994-97
12		Frahler, Andrew	1945-48
13.	11	Biggers, Zach	2017-20
11		Harris, Mitch	2005-08
11		Hollins, Renaldo	2005-08
11		Ponseigo, Andy	1982-84
11		Mullikin, Michael	1977-80

*• Season •*

1.	9	Lake, Toph	1995
2.	8	Deneen, Connor	2015
8		Smith, Matt	1996
4.	7	Knowles, Logan	2018
7		Currie, Robert	2015
7		Loferski, Andy	1981
7.	6	Born, Stephen	2018
6		Knowles, Logan	2017
6		Blue, Travis	2016
6		Currie, Robert	2016
6		Deneen, Connor	2016
6		Dupell, Greg	2012
6		Hahn, Andrew	2012
6		Beans, Brandon	2011
6		Hollins, Renaldo	2008
6		Speciale, Michael	2008
6		Bernth, Brian	1995
6		Bernth, Brian	1994
6		Ostmo, Erik	1992
6		Seiler, Rich	1979
6		Semko, Scott	1969
6		Frahler, Andrew	1945

*• Game •*

1.	3	Frahler, Andrew	
		vs. Bucknell	5/2/45
2.	2	32 times - most recent:	
		Keller, Logan	
		vs. Lafayette	3/16/19

### HOME RUNS

*• Career •*

1.	29	Lee, Marcus	1991-94
2.	23	Speciale, Michael	2007-10
23		Zematis, Mark	1997-00
4.	22	Hodge, Christian	2016-19
5.	17	Loferski, Andy	1981-83
6.	16	Stevens, Zach	2019-22
16		Saile, Leland	2014-17
16		Harris, Mitch	2005-08
9.	15	Dupell, Greg	2010-13
15		Candeto, Craig	2001-04
11.	14	Williamson, Jacob	2017-20
14		Braham, Luke	1997-00
14		Kinn, Ron	1985-88
14.	12	Bland, Jeff	2008-11
12		Abner, Edward	1975-77

*• Season •*

1.	12	Hodge, Christian	2019
12		Lee, Marcus	1993
3.	10	Speciale, Michael	2008
10		Zematis, Mark	2000
5.	9	Saile, Leland	2017
6.	8	Speciale, Michael	2010
8		Harris, Mitch	2007
8.	7	Lowery, Liam	2019
7		Dupell, Greg	2011
7		Soares, Steven	2009
7		Braham, Luke	1998
7		Zematis, Mark	1998
7		Lee, Marcus	1994
7		Loferski, Andy	1983
7		Frahler, Andrew	1947

*• Game •*

1.	3	Jones, Marius	
		at Maryland	4/23/85
2.	2	55 times - most recent:	
		Stevens, Zach	
		at Georgetown	5/4/22

### RUNS BATTED IN

*• Career •*

1.	178	Lee, Marcus	1991-94
2.	153	Zematis, Mark	1997-00
3.	139	Speciale, Michael	2007-10
4.	138	Saile, Leland	2014-17
5.	133	Born, Stephen	2015-18
6.	125	Blue, Travis	2014-17
7.	122	Hamilton, Thomas	2005-08
8.	121	Lake, Toph	1995-98
9.	120	Mauro, Tony	1996-99
120		Smith, Matt	1994-97
11.	119	Dupell, Greg	2010-13
119		Bolt, Kendall	2007-10
13.	118	Benke, Todd	1995-98
14.	115	Hodge, Christian	2016-19
15.	112	Harris, Mitch	2005-08
112		Bernth, Brian	1993-96
112		Loferski, Andy	1981-83

*• Season •*

1.	60	Lee, Marcus	1993
2.	58	Saile, Leland	2017
58		Zematis, Mark	1998
4.	53	Trent, Sean	2016
5.	52	Hodge, Christian	2019
6.	51	Benke, Todd	1998
7.	50	Leeney, Mike	1986
8.	49	Hamilton, Thomas	2008
49		Smith, Matt	1996
10.	48	Milanes, Dave	2011
48		Bolt, Kendall	2009
48		Lee, Marcus	1994
48		Loferski, Andy	1983
14.	47	Speciale, Michael	2008
47		Harris, Mitch	2007

*• Game •*

1.	9	Mauro, Tony	
		at Lafayette	3/28/98
9		Hill, Robert	
		vs. Muhlenberg	4/14/45
3.	7	Smith, Colin	
		at Holy Cross	4/10/22
7		Milanes, Dave	
		vs. Delaware State	3/20/13
7		Cocca, John	
		at Holy Cross	4/21/01
7		Baker, Tom	
		at Southeastern La.	3/7/83
7.	6	26 times - most recent:	
		Policelli, Christian	
		vs. Holy Cross	4/24/21

## INDIVIDUAL HITTING RECORDS

### TOTAL BASES

*• Career •*

1.	374	Speciale, Michael	2007-10
2.	330	Currie, Robert	2013-16
	330	Lake, Toph	1995-98
4.	314	Dupell, Greg	2010-13
5.	310	Zematis, Mark	1997-00
6.	306	Born, Stephen	2015-18
7.	304	Blue, Travis	2014-17
8.	303	Benke, Todd	1995-98
9.	299	Lee, Marcus	1991-94
10.	289	Hamilton, Thomas	2005-08
11.	287	Bolt, Kendall	2007-10
12.	286	Biggers, Zach	2017-20
13.	281	Loferski, Andy	1981-83
14.	278	Saile, Leland	2014-17
15.	276	Harris, Mitch	2005-08

*• Season •*

1.	139	Speciale, Michael	2008
2.	121	Trent, Sean	2015
3.	114	Speciale, Michael	2010
4.	113	Trent, Sean	2016
	113	Benke, Todd	1998
	113	Loferski, Andy	1983
7.	112	Dupell, Greg	2011
8.	108	Hamilton, Thomas	2008
9.	107	Smith, Matt	1996
10.	106	Blue, Travis	2017
	106	Guadagnini, Mike	2009
12.	104	Hodge, Christian	2019
	104	Bolt, Kendall	2008
14.	102	Biggers, Zach	2018
15.	101	Saile, Leland	2017
	101	Mauro, Tony	1999

*• Game •*

1.	13	Lake, Toph at Lafayette	3/28/98
	13	Mauro, Tony at Lafayette	3/28/98
3.	12	McGinn, Ryan at Holy Cross	4/10/05
	12	Jones, Marius at Maryland	4/23/85
5.	11	four times - most recent: Seiler, Rich vs. Villanova	4/2/80

### WALKS

*• Career •*

1.	107	Knowles, Logan	2015-18
	107	Blue, Travis	2014-17
3.	104	Zematis, Mark	1997-00
	104	Lake, Toph	1995-98
5.	103	Lee, Marcus	1991-94
6.	90	Dupell, Greg	2010-13
	90	Butler, Todd	1990-93
	90	Kinn, Ron	1985-88
9.	88	Ponseigo, Andy	1982-84
10.	85	Jones, Marius	1984-86
11.	83	Currie, Robert	2013-16
12.	82	Dishman, Bob	1982-85
	82	Deitz, Terry	1979-82
14.	80	Mullican, Jon	1982-85
15.	79	Lowery, Evan	2017-20
	79	Born, Stephen	2015-18
	79	Liscomb, Jerry	1973-76

*• Season •*

1.	45	Zematis, Mark	1998
2.	43	Jones, Marius	1985
3.	41	Blue, Travis	2015
4.	39	Ponseigo, Andy	1983
5.	37	Wilcox, Matthew	2016
6.	35	Knowles, Logan	2018
	35	Snyder, Craig	1985
	35	Kinn, Ron	1985
9.	34	Dupell, Greg	2012
	34	Rodgers, Tony	1983
11.	33	Roberts, Jim	1981
	33	Liscomb, Jerry	1975
13.	32	Lowery, Liam	2019
	32	Knowles, Logan	2017
	32	Deitz, Terry	1981

*• Game •*

1.	5	Blue, Travis vs. Coppin State	2/25/15
	5	Mullican, Jon vs. Columbia	4/1/84
	5	Clipp, Ron vs. Georgetown	4/22/74
	5	Mooney, John vs. Syracuse	4/3/71
5.	4	16 times - most recent: Milton, Kody vs. Coppin State	2/24/21

### HIT BY PITCHES

*• Career •*

1.	51	Hamilton, Thomas	2005-08
2.	32	Currie, Robert	2013-16
	32	Bland, Jeff	2008-11
4.	26	Wilcox, Matthew	2016-19
	26	Blue, Travis	2014-17
	26	Bolt, Kendall	2007-10
7.	25	Soares, Steven	2007-10
8.	24	Knowles, Logan	2015-18
	24	Deneen, Connor	2013-16
	24	Beans, Brandon	2011-14
	24	Wheeler, Dylan	2010-13
12.	21	Saile, Leland	2014-17
	21	Campbell, Chris	2010-13
	21	Speciale, Michael	2007-10
	21	Candeto, Craig	2001-04

*• Season •*

1.	20	Hamilton, Thomas	2008
2.	15	Campbell, Chris	2013
3.	14	Wheeler, Dylan	2011
	14	Hamilton, Thomas	2007
5.	13	Bland, Jeff	2011
6.	12	Beans, Brandon	2011
	12	Gury, Willie	2001
8.	11	Deneen, Connor	2016
	11	Wilcox, Matthew	2016
	11	Currie, Robert	2014
	11	Bland, Jeff	2009
12.	10	Blue, Travis	2017
	10	Azor, Alex	2011
	10	Hamilton, Thomas	2006
	10	Candeto, Craig	2002

*• Game •*

1.	3	Cortiz, Michael at Bucknell	3/18/18
	3	Knowles, Logan vs. NYIT	3/19/17
	3	Turner, Ryan at UMBC	3/27/14
	3	Campbell, Chris at Lehigh	4/28/13
4.	2	74 times - most recent: Diaz, Eduardo vs. Coppin State	3/1/23

### STOLEN BASES

*• Career •*

1.	64	Hollins, Renaldo	2005-08
2.	62	Currie, Robert	2013-16
3.	59	Johnston, Jonathan	2003-06
	59	Cocca, John	2000-02
5.	54	Candeto, Craig	2001-04
6.	42	Curnow, Pete	2002-04
7.	41	Knowles, Logan	2015-18
8.	38	Blue, Travis	2014-17
	38	Borosak, Brad	2012-15
	38	Guidos, Jason	1999-02
	38	Liscomb, Jerry	1973-76
12.	37	Speciale, Michael	2007-10
	37	Schultz, Mike	1986-88
	37	Saylor, Eugene	1949-51
15.	36	Born, Stephen	2015-18
	36	Beans, Brandon	2011-14
	36	Driscoll, Nick	2008-11

*• Season •*

1.	35	Johnston, Jonathan	2006
2.	32	Cocca, John	2002
3.	26	Currie, Robert	2014
4.	24	Cocca, John	2001
5.	21	Hager, Brad	2003
	21	Schultz, Mike	1986
7.	20	Hollins, Renaldo	2007
	20	Hollins, Renaldo	2006
	20	Candeto, Craig	2004
	20	Whitten, Brian	2001
	20	Loferski, Andy	1983
12.	19	Curnow, Pete	2003
13.	18	Thompson, Trevor	2005
	18	Guidos, Jason	2001
15.	17	Munde, Jared	2006
	17	Bellino, Joe	1960
	17	Mills, Herbert	1943

*• Game •*

1.	5	Mills, Herbert vs. Dartmouth	5/4/43
2.	4	Thompson, Trevor at Holy Cross	4/11/05
	4	Johnston, Jonathan vs. Bucknell	4/3/05
	4	Cocca, John vs. Lehigh	4/29/02
5.	3	33 times - most recent: Policelli, Christian vs. UMass	3/15/22

# 2024 NAVY BASEBALL

## INDIVIDUAL PITCHING RECORDS

### ERA

#### • Career (min. 120 IP) •

1.	1.04	Davis, Chuck	1959-61
		(37 ER in 321.0 IP)	
2.	1.38	Kerlek, George	1971-73
		(21 ER in 137.0 IP)	
3.	1.45	Volkman, George	1965-67
		(24 ER in 148.2 IP)	
4.	1.71	Miller, Rick	1966-68
		(36 ER in 189.1 IP)	
5.	1.74	Burton, Ronald	1945-48
		(56 ER in 290.1 IP)	
6.	2.00	Graham, Patrick	1963-65
		(27 ER in 121.1 IP)	
7.	2.06	Metz, Donald	1951-53
		(50 ER in 218.2 IP)	
8.	2.10	Wieman, Steve	1985-88
		(49 ER in 210.0 IP)	
9.	2.16	Buchanan, Richard	1966-68
		(36 ER in 150.1 IP)	
10.	2.29	Thomas, Scott	1974-77
		(51 ER in 200.2 IP)	
11.	2.33	Walton, Steven	1977-79
		(34 ER in 131.1 IP)	
12.	2.35	Ettinger, Edward	1959-61
		(34 ER in 130.0 IP)	
13.	2.37	Song, Noah	2016-19
		(88 ER in 334.1 IP)	
14.	2.40	Gillingham, Luke	2013-16
		(79 ER in 296.0 IP)	
15.	2.42	Smith, Norman	1940-41
		(43 ER in 159.2 IP)	

#### • Season (min. 50 IP) •

1.	0.61	Davis, Chuck	1959
		(6 ER in 89.0 IP)	
2.	0.84	Volkman, George	1967
		(5 ER in 53.2 IP)	
3.	0.87	Davis, Chuck	1960
		(11 ER in 113.1 IP)	
4.	0.94	Walton, Steven	1978
		(6 ER in 57.1 IP)	
5.	0.96	Miller, Rick	1968
		(8 ER in 74.2 IP)	
6.	1.05	Wieman, Steve	1986
		(6 ER in 51.2 IP)	
7.	1.19	Gillingham, Luke	2015
		(11 ER in 83.1 IP)	
8.	1.37	Kerlek, George	1973
		(9 ER in 59.0 IP)	
	1.37	Burton, Ronald	1946
		(9 ER in 59.0 IP)	
10.	1.44	Song, Noah	2019
		(15 ER in 94.0 IP)	
11.	1.46	Burton, Ronald	1948
		(18 ER in 111.1 IP)	
12.	1.48	Smith, Norman	1941
		(14 ER in 85.1 IP)	
13.	1.52	Davis, Chuck	1961
		(20 ER in 118.2 IP)	
14.	1.52	Parenti, Anthony	2014
		(14 ER in 82.2 IP)	
15.	1.59	Kerlek, George	1972
		(10 ER in 56.2 IP)	

### WALKS / 9 IP

#### • Career (min. 120 IP) •

1.	1.17	Mitchell, Nate	2020-23
		(18 BB in 139.0 IP)	
1.	1.58	Smith, Norman	1940-41
		(28 BB in 159.2 IP)	
2.	1.67	Moore, Stephen	2012-15
		(50 BB in 269.2 IP)	
3.	1.67	Wieman, Steve	1985-88
		(39 BB in 210.0 IP)	
4.	1.69	McDevitt, Rich	2000-03
		(45 BB in 239.2 IP)	
5.	1.95	McLemore, Tom	1995-97
		(53 BB in 244.2 IP)	
6.	1.95	Nelson, Ben	2010-13
		(59 BB in 272.1 IP)	
7.	2.07	Gillingham, Luke	2013-16
		(68 BB in 296.0 IP)	
8.	2.15	Wilson, Scott	1991-94
		(48 BB in 201.1 IP)	
9.	2.18	Volkman, George	1965-67
		(36 BB in 148.2 IP)	
10.	2.20	Thomas, Scott	1974-77
		(49 BB in 200.2 IP)	
11.	2.20	Burton, Ronald	1945-48
		(71 BB in 290.1 IP)	
12.	2.24	Froistad, Andy	2001-04
		(43 BB in 173.0 IP)	
13.	2.32	Hefner, Ryan	2003-06
		(41 BB in 159.0 IP)	
14.	2.38	Miller, Rick	1966-68
		(50 BB in 189.1 IP)	

#### • Season (min. 50 IP) •

1.	1.05	Wieman, Steve	1986
		(6 BB in 51.2 IP)	
2.	1.17	McDevitt, Rich	2000
		(7 BB in 54.0 IP)	
3.	1.20	Wilson, Scott	1994
		(9 BB in 67.1 IP)	
4.	1.35	McLemore, Tom	1996
		(14 BB in 93.1 IP)	
5.	1.36	Moore, Stephen	2014
		(12 BB in 79.2 IP)	
6.	1.45	Smith, Norman	1940
		(12 BB in 74.1 IP)	
7.	1.46	Wieman, Steve	1988
		(11 BB in 67.2 IP)	
8.	1.51	Gillingham, Luke	2015
		(14 BB in 83.1 IP)	
9.	1.51	McDevitt, Rich	2003
		(12 BB in 71.1 IP)	
10.	1.53	Gillingham, Luke	2013
		(9 BB in 53.0 IP)	
	1.53	Volkman, George	1966
		(9 BB in 53.0 IP)	
12.	1.53	Lange, Jeff	2005
		(10 BB in 58.2 IP)	
13.	1.54	Burton, Ronald	1948
		(19 BB in 111.1 IP)	
14.	1.54	Moore, Stephen	2013
		(10 BB in 58.1 IP)	
15.	1.58	Mitchell, Nate	2023
		(13 BB in 74.0 IP)	

### STRIKEOUTS / 9 IP

#### • Career (min. 120 IP) •

1.	11.78	Harris, Mitch	2005-08
		(291 K in 222.1 IP)	
2.	11.52	Song, Noah	2016-19
		(428 K in 334.1 IP)	
3.	11.01	Connolly, Charlie	2018-21
		(164 K in 134.0 IP)	
4.	9.84	Leins, Jared	2018-21
		(153 K in 140. IP)	
5.	9.73	Davis, Chuck	1959-61
		(347 K in 321.0 IP)	
6.	9.36	Gillingham, Luke	2013-16
		(308 K in 296.0 IP)	
7.	9.07	Landwehr, Dave	1984-86
		(173 K in 171.2 IP)	
8.	8.98	Gibson, Charles	1980-83
		(162 K in 162.1 IP)	
9.	8.89	Anderson, Frederick	1957-59
		(137 K in 138.2 IP)	
10.	8.52	Kozink, Scott	1996-99
		(224 K in 236.2 IP)	
11.	8.41	Cooney, Matt	2000-03
		(119 K in 127.1 IP)	
12.	8.32	Buchanan, Richard	1966-68
		(139 K in 150.1 IP)	
13.	8.18	Parenti, Anthony	2012-15
		(164 K in 180.1 IP)	
14.	8.16	Long, Sam	2008-11
		(190 K in 209.2 IP)	
15.	7.94	Drake, Oliver	2007-08
		(130 K in 147.1 IP)	

#### • Season (min. 50 IP) •

1.	15.41	Song, Noah *	2019
		(161 K in 94.0 IP)	
2.	12.30	Harris, Mitch	2006
		(113 K in 82.2 IP)	
3.	12.24	Song, Noah	2018
		(121 K in 89.0 IP)	
4.	12.12	Harris, Mitch	2007
		(119 K in 88.1 IP)	
5.	11.99	Gillingham, Luke	2015
		(111 K in 83.1 IP)	
6.	11.12	Davis, Chuck	1960
		(140 K in 113.1 IP)	
7.	10.50	Song, Noah	2017
		(89 K in 76.0 IP)	
8.	10.33	Connolly, Charlie	2019
		(70 K in 61.0 IP)	
9.	10.25	Buchanan, Richard	1968
		(63 K in 55.1 IP)	
10.	9.91	Davis, Chuck	1959
		(98 K in 89.0 IP)	
11.	9.74	Kozink, Scott	1999
		(105 K in 97.0 IP)	
12.	9.69	Landwehr, Dave	1986
		(84 K in 78.0 IP)	
13.	9.58	Miller, Rick	1967
		(61 K in 57.1 IP)	
14.	9.30	Coughlin, George	2015
		(72 K in 69.2 IP)	
15.	9.27	Landwehr, Dave	1985
		(57 K in 55.1 IP)	

\* #1 in NCAA

### WINS

#### • Career •

1.	32	Song, Noah (32-13)	2016-19
2.	29	Davis, Chuck (29-4)	1959-61
3.	28	Burton, Ronald (28-6)	1945-48
4.	26	Tanner, Drew (26-11)	1983-86
5.	25	Groover, Shane (25-11)	1997-00
6.	22	Gillingham Luke (22-14)	2013-16
7.	21	McCoy, Mark (21-16)	2005-08
	21	Moore, Toby (21-12)	1993-95
	21	Wieman, Steve (21-8)	1985-88
10.	20	Harris, Mitch (20-13)	2005-08
11.	19	Nelson, Ben (19-13)	2010-13
	19	Kozink, Scott (19-14)	1996-99
	19	McLemore, Tom (19-19)	1995-97
	19	Lowe, David (19-17)	1987-90
	19	Repucci, Lou (19-6)	1973-76
	19	Montoya, Benjamin (19-5)	1956-58
	19	Metz, Donald (19-7)	1951-53

#### • Season •

1.	12	Davis, Chuck (12-1)	1961
2.	11	Song, Noah (11-1)	2019
3.	10	Harris, Mitch (10-3)	2006
4.	9	Song, Noah (9-3)	2016
	9	McLemore, Tom (9-7)	1996
	9	Moore, Toby (9-6)	1995
	9	Tanner, Drew (9-2)	1986
	9	Tanner, Drew (9-0)	1985
	9	Adrion, Bob (9-2)	1982
	9	Davis, Chuck (9-0)	1959
	9	Burton, Ronald (9-1)	1947
12.	8	Gillingham, Luke (8-4)	2016
	8	Gillingham, Luke (8-1)	2015
	8	Parenti, Anthony (8-3)	2014
	8	Harris, Mitch (8-5)	2007
	8	McCoy, Mark (8-4)	2007
	8	Groover, Shane (8-3)	1999
	8	McLemore, Tom (8-2)	1995
	8	Murray, Kyle (8-5)	1995
	8	Lowe, David (8-5)	1990
	8	Landwehr, Dave (8-2)	1986
	8	Thomas, Scott (8-3)	1976
	8	Terwilliger, Bruce (8-0)	1962
	8	Ettinger, Edward (8-1)	1961
	8	Davis, Chuck (8-3)	1960
	8	Morra, John (8-2)	1954
	8	Burton, Ronald (8-4)	1948
	8	Davis, John (8-0)	1943



# 2024 NAVY BASEBALL

## INDIVIDUAL PITCHING RECORDS

### SAVES

#### • Career •

1.	17	Braithwaite, Trey	2018-21
	17	Melton, JD	2007-09
3.	16	<b>Kruer, Landon</b>	<b>2022-p.</b>
	16	Rinehart, Joel	2010-13
5.	14	Meenach, Jett	2014-17
	14	Sorenson, Sam	2013-16
7.	11	Hefner, Ryan	2003-06
8.	8	Bumgardner, Mark	1973-75
9.	7	Carlson, Drew	2008-10
10.	6	Murray, Chris	2007-10
	6	Bizba, Todd	1985-88
12.	5	Leins, Jared	2018-21
	5	Deafenbaugh, Brad	1999-01
	5	Wilson, Scott	1991-94
	5	Gibson, Craig	1980-83
	5	Thomas, Scott	1974-77

#### • Season •

1.	10	Braithwaite, Trey	2019
	10	Hefner, Ryan	2006
3.	9	<b>Kruer, Landon</b>	<b>2023</b>
	9	Melton, JD	2007
5.	8	Meenach, Jett	2017
6.	7	<b>Kruer, Landon</b>	<b>2022</b>
	7	Melton, JD	2008
8.	6	Sorenson, Sam	2016
	6	Rinehart, Joel	2011
10.	5	Leins, Jared	2018
	5	Bumgardner, Mark	1974
12.	4	Brady, Colin	2018
	4	Meenach, Jett	2015
	4	Rinehart, Joel	2013
	4	Gainey, Preston	2011
	4	Carlson, Drew	2010
	4	Nichols, Burgess	2004
	4	Koehler, Bryan	2002
	4	Bizba, Todd	1985

### APPEARANCES

#### • Career •

1.	87	Sorenson, Sam	2013-16
2.	78	Rinehart, Joel	2010-13
3.	74	Meenach, Jett	2014-17
4.	68	Koessler, Joe	2003-06
5.	63	Bartek, Andrew	2013-16
6.	59	Hefner, Ryan	2003-06
7.	58	Song, Noah	2016-19
	58	Lowe, David	1987-90
9.	56	Condry, Kyle	2014-17
	56	Moore, Stephen	2012-15
11.	55	Brady, Colin	2015-18
	55	Murray, Chris	2007-10
	55	Carlson, Kevin	1994-97
14.	54	Robinson, John	1990-93
15.	53	Olson, Wes	2008-11

#### • Season •

1.	27	Meenach, Jett	2017
	27	Koessler, Joe	2004
3.	26	Sorenson, Sam	2015
	26	Hefner, Ryan	2006
5.	25	Sorenson, Sam	2016
6.	24	Meenach, Jett	2015
7.	23	Meenach, Jett	2016
	23	Rinehart, Joel	2013
	23	Rinehart, Joel	2011
	23	Koehler, Bryan	2002
	23	Lowe, David	1990
12.	21	Jorgenson, Nolan	2022
	21	Bartek, Andrew	2014
	21	Sorenson, Sam	2013
	21	Ferri, John	1996
16.	19	Brady, Colin	2018
	19	Leins, Jared	2018
	19	Kamhoot, Sean	2017
	19	Bartek, Andrew	2016
	19	Melton, JD	2008
	19	Melton, JD	2007
	19	Koessler, Joe	2006

### GAMES STARTED

#### • Career •

1.	54	Song, Noah	2016-19
2.	46	Gillingham, Luke	2013-16
3.	45	McCoy, Mark	2005-08
4.	44	Coughlin, George	2014-17
5.	42	Tanner, Drew	1983-86
6.	41	Nelson, Ben	2010-13
7.	40	Moore, Stephen	2012-15
	40	Groover, Shane	1997-00
	40	Moore, Toby	1993-95
10.	39	Davis, Chuck	1959-61
11.	38	McDevitt, Rich	2000-03
	38	McLemore, Tom	1995-97
13.	37	Carlson, Kevin	1994-97
14.	36	Harris, Mitch	2005-08
15.	35	Condry, Kyle	2014-17
	35	Schoberl, Johnny	2010-13
	35	Long, Sam	2008-11

#### • Season •

1.	17	Moore, Toby	1995
2.	16	Nelson, Ben	2011
	16	McLemore, Tom	1996
4.	15	Davis, Chuck	1961
5.	14	Song, Noah	2019
	14	Kamhoot, Sean	2018
	14	Song, Noah	2018
	14	Coughlin, George	2016
	14	Gillingham, Luke	2016
	14	Moore, Stephen	2015
	14	Long, Sam	2011
	14	Harris, Mitch	2007
	14	Groover, Shane	1999
	14	Kozink, Scott	1999
15.	13	14 players - most recent: Mitchell, Nate	2023

### COMPLETE GAMES

#### • Career •

1.	27	Davis, Chuck	1959-61
2.	25	Burton, Ronald	1945-48
3.	24	McLemore, Tom	1995-97
	24	Moore, Toby	1993-95
5.	23	Tanner, Drew	1983-86
6.	22	Metz, Donald	1951-53
7.	21	Groover, Shane	1997-00
8.	20	Kozink, Scott	1996-99
9.	19	Wieman, Steve	1985-88
10.	18	Lowe, David	1987-90
11.	17	Gillingham, Luke	2013-16
12.	15	Carlson, Kevin	1994-97
	15	Landwehr, Dave	1984-86
	15	Kelly, Matthew	1922-23
15.	14	Song, Noah	2016-19
	14	McDevitt, Rich	2000-03
	14	Montoya, Benjamin	1956-58
	14	Smith, Norman	1940-41
	14	Davenport, Edgar	1931-33

#### • Season •

1.	12	Davis, Chuck	1961
2.	11	Burton, Ronald	1948
3.	10	McLemore, Tom	1996
	10	Moore, Toby	1995
	10	Morra, John	1954
6.	9	Landwehr, Dave	1986
	9	Metz, Donald	1951
8.	8	Gillingham, Luke	2016
	8	Kozink, Scott	1999
	8	Carlson, Kevin	1997
	8	Lowe, David	1988
	8	Davis, Chuck	1959
	8	Metz, Donald	1952
	8	Smith, Norman	1941
	8	Wilson, Thomas	1929
	8	Kelly, Matthew	1922

# 2024 NAVY BASEBALL

## INDIVIDUAL PITCHING RECORDS

### SHUTOUTS

#### • Career •

1.	9	Song, Noah	2016-19
	9	Davis, Chuck	1959-61
3.	7	Gillingham, Luke	2013-16
4.	4	Harris, Mitch	2005-08
	4	McDevitt, Rich	2000-03
	4	Thomas, Scott	1974-77
	4	Repucci, Lou	1973-76
	4	Kerlek, George	1971-73
	4	Graham, Patrick	1964-65
	4	Burdett, Paul	1943-44
11.	3	Parenti, Anthony	2012-15
	3	Groover, Shane	1997-00
	3	Kelleher, Paul	1977-80
	3	Galloway, Thomas	1969-71
	3	Miller, Rick	1966-68
	3	Volkman, George	1965-67
	3	Morra, John	1953-54

#### • Season •

1.	4	Song, Noah	2018
	4	Gillingham, Luke	2016
	4	Davis, Chuck	1959
3.	3	Song, Noah	2016
	3	Gillingham, Luke	2015
	3	Parenti, Anthony	2014
	3	Kelleher, Paul	1979
	3	Kerlek, George	1972
	3	Graham, Patrick	1965
	3	Davis, Chuck	1961
	3	Morra, John	1954
11.	2	20 players - most recent: Song, Noah	2019

### STRIKEOUTS

#### • Career •

1.	428	Song, Noah	2016-19
2.	347	Davis, Chuck	1959-61
3.	308	Gillingham, Luke	2013-16
4.	291	Harris, Mitch	2005-08
5.	239	McCoy, Mark	2005-08
6.	238	Tanner, Drew	1983-86
7.	229	Nelson, Ben	2010-13
	229	Groover, Shane	1997-00
9.	224	Kozink, Scott	1996-99
10.	208	Coughlin, George	2014-17
11.	199	Moore, Stephen	2012-15
12.	190	Long, Sam	2008-11
13.	186	Lowe, David	1987-90
14.	182	Carlson, Kevin	1994-97
15.	179	Condry, Kyle	2014-17

#### • Season •

1.	161	Song, Noah	2019
2.	140	Davis, Chuck	1960
3.	121	Song, Noah	2018
4.	119	Harris, Mitch	2007
5.	113	Harris, Mitch	2006
6.	111	Gillingham, Luke	2015
7.	109	Davis, Chuck	1961
8.	105	Kozink, Scott	1999
9.	98	Davis, Chuck	1959
10.	93	Gillingham, Luke	2016
11.	89	Song, Noah	2017
12.	84	Landwehr, Dave	1986
13.	83	Tanner, Drew	1985
14.	80	Nelson, Ben	2011
15.	79	Tanner, Drew	1986

#### • Game •

1.	18	Buchanan, Richard vs. Seton Hall	4/6/68
2.	17	Landwehr, Dave vs. Gettysburg	3/16/86
	17	Davis, Chuck vs. West Chester	4/7/60
	17	Mueller, Dale vs. Richmond	5/17/44
5.	16	Song, Noah vs. Cornell	3/9/19
	16	Song, Noah vs. Air Force	2/23/18
	16	Gillingham, Luke at N.C. A&T	2/13/15
	16	Losh, Dennis vs. Syracuse	4/3/69
	16	Davis, Chuck vs. Columbia	5/8/59

### INNINGS PITCHED

#### • Career •

1.	334.1	Song, Noah	2016-19
2.	321.0	Davis, Chuck	1959-61
3.	296.0	Gillingham, Luke	2013-16
4.	290.1	Burton, Ronald	1945-48
5.	286.2	McCoy, Mark	2005-08
6.	278.2	Groover, Shane	1997-00
7.	274.1	Tanner, Drew	1983-86
8.	272.1	Nelson, Ben	2010-13
9.	269.2	Moore, Stephen	2012-15
10.	258.0	Moore, Toby	1993-95
11.	255.1	Lowe, David	1987-90
12.	248.1	Carlson, Kevin	1994-97
13.	244.2	McLemore, Tom	1995-97
14.	239.2	McDevitt, Rich	2000-03
15.	236.2	Kozink, Scott	1996-99

#### • Season •

1.	118.2	Davis, Chuck	1961
2.	113.1	Davis, Chuck	1960
3.	111.1	Burton, Ronald	1948
4.	106.2	Moore, Toby	1995
5.	99.0	Morra, John	1954
6.	97.0	Kozink, Scott	1999
7.	94.0	Song, Noah	2019
8.	93.1	McLemore, Tom	1996
9.	92.0	Gillingham, Luke	2016
10.	91.2	Nelson, Ben	2011
	91.2	Carlson, Kevin	1997
12.	89.2	Murray, Kyle	1995
13.	89.0	Song, Noah	2018
	89.0	Thomas, Scott	1976
	89.0	Davis, Chuck	1959

#### • Game •

1.	17.0	Rensberger, Lee vs. Harvard	4/9/49
2.	13.0	Davis, Chuck at Princeton	5/21/60
3.	12.0	seven times - most recent: Kerlek, George vs. Dartmouth	4/13/73

### HITS ALLOWED

#### • Career •

1.	322	McCoy, Mark	2005-08
2.	266	Moore, Toby	1993-95
3.	264	Carlson, Kevin	1994-97
4.	261	Nelson, Ben	2010-13
5.	259	Groover, Shane	1997-00
6.	255	McLemore, Tom	1995-97
7.	253	McDevitt, Rich	2000-03
	253	Tanner, Drew	1983-86
9.	249	Kozink, Scott	1996-99
10.	245	Long, Sam	2008-11
11.	243	Moore, Stephen	2012-15
12.	241	Gillingham, Luke	2013-16
13.	235	Murray, Kyle	1992-95
14.	232	Coughlin, George	2014-17
15.	231	Olson, Wes	2008-11

#### • Season •

1.	103	Carlson, Kevin	1996
	103	Moore, Toby	1994
3.	101	Nelson, Ben	2011
	101	McCoy, Mark	2008
	101	Moore, Toby	1995
6.	99	Kozink, Scott	1999
	99	Murray, Kyle	1994
8.	97	McLemore, Tom	1996
9.	93	Coonan, Mike	1990
10.	92	Long, Sam	2011
	92	McLemore, Tom	1997
12.	88	Nichols, Burgess	2005
13.	87	McCoy, Mark	2007
14.	86	Murray, Kyle	1995
15.	85	Kamhoot, Sean	2018

#### • Game •

1.	16	Moore, Toby at Holy Cross	4/17/94
2.	15	Mitchell, Nate at Army	4/23/22
	15	Moore, Toby at Wright State	5/19/94
	15	Hawkins, William vs. Maryland	4/1/50
	15	Burdett, Paul vs. N.C. Pre-Flight	5/6/44
	15	Niles, Richard vs. McDaniel	4/20/38
	15	Brandley, Frank vs. McDaniel	4/24/29



## INDIVIDUAL PITCHING RECORDS

### ER ALLOWED

*• Career •*

1.	135	McCoy, Mark	2005-08
2.	120	Kozink, Scott	1996-99
3.	118	Carlson, Kevin	1994-97
4.	115	Murray, Kyle	1992-95
5.	113	Coughlin, George	2014-17
	113	Groover, Shane	1997-00
	113	Robinson, John	1990-93
8.	109	Long, Sam	2008-11
	109	Hoak, Ed	1995-98
10.	108	Schoberl, Johnny	2010-13
11.	104	Nelson, Ben	2010-13
	104	Sipe, Zach	2009-12
13.	102	Olson, Wes	2008-11
14.	97	Moore, Toby	1993-95
	97	Lowe, David	1987-90

*• Season •*

1.	50	Nelson, Ben	2011
	50	Carlson, Kevin	1996
3.	49	Kozink, Scott	1999
4.	47	Robinson, John	1992
5.	46	Sipe, Zach	2009
6.	45	McLemore, Tom	1997
	45	Moore, Toby	1994
8.	43	McCoy, Mark	2008
	43	Murray, Kyle	1994
10.	40	Abshire, Ben	1999
11.	39	McCoy, Mark	2007
12.	38	Long, Sam	2011
	38	Nichols, Burgess	2005
14.	37	Sipe, Zach	2010
	37	Vane, Scott	2001
	37	Robinson, John	1993

*• Game •*

1.	12	Nehez, James	
		vs. Penn State	5/8/51
2.	11	Bailey, Greg	
		vs. Washington State	3/9/96
	11	Murray, Kyle	
		vs. Wright State	5/19/94
4.	10	Kozink, Scott	
		vs. South Alabama	5/29/99
	10	Henwood, Andy	
		vs. Gonzaga	3/11/99

### WALKS ALLOWED

*• Career •*

1.	121	Song, Noah	2016-19
	121	Groover, Shane	1997-00
3.	106	Davis, Chuck	1959-61
4.	101	Schoberl, Johnny	2010-13
	101	Repucci, Lou	1973-76
6.	96	Lowe, David	1987-90
7.	92	Kozink, Scott	1996-99
8.	87	Anderson, Frederick	1957-59
9.	84	Gibson, Charles	1980-83
10.	83	Murray, Kyle	1992-95
11.	82	Robinson, John	1990-93
	82	Portoni, Matt	1989-92
13.	81	Cooney, Matt	2000-03
	81	Montoya, Benjamin	1956-58
15.	80	Michael, Craig	1982-84

*• Season •*

1.	50	Davis, Chuck	1961
2.	41	Song, Noah	2018
3.	40	Kozink, Scott	1999
	40	Anderson, Frederick	1957
	40	Potter, Arthur	1952
6.	39	Connolly, Charlie	2019
	39	Schoberl, Johnny	2011
8.	38	Repucci, Lou	1974
9.	37	Lowe, David	1990
	37	Graham, Patrick	1965
11.	36	Harris, Mitch	2007
12.	35	Michael, Craig	1983
	35	Davis, Chuck	1959
14.	33	Schoberl, Johnny	2013
	33	Groover, Shane	1998

*• Game •*

1.	10	Smith, Richard	
		at Maryland	5/1/57
	10	Thom, Philip	
		vs. Villanova	4/10/46
3.	9	Cricchi, John	
		vs. Bucknell	4/25/51
	9	Burdett, Paul	
		vs. Dartmouth	5/4/43
5.	8	11 times - most recent	
		Dolan, Ken	
		vs. Holy Cross	4/17/93

### NO-HITTERS

*• Program History •*

**4/4/2009**

Sam Long at Lehigh (W, 3-1)\*  
7 IP, 1 R, 1 ER, 5 BB, 4 K

**5/10/2006**

Mitch Harris vs. Coppin State (W, 2-0)\*  
7 IP, 0 R, 0 ER, 1 BB, 12 K

**4/12/1999**

Scott Kozink vs. Lehigh (W, 7-1)\*  
7 IP, 1 R, 1 ER, 4 BB, 8 K

**3/6/1989**

Tony Faust vs. Merchant Marine (W, 14-0)\*  
7 IP, 0 R, 0 ER, 0 BB, 11 K

**4/15/1978**

Rocky Kropp vs. Brown (W, 2-0)\*  
7 IP, 0 R, 0 ER, 1 BB, 8 K

**5/11/1965**

Don Eshleman vs. William & Mary (W, 5-0)  
9 IP, 0 R, 0 ER, 1 BB, 7 K

\* Denotes seven-inning game

# 2024 NAVY BASEBALL

## TEAM RECORDS

### BATTING AVERAGE

• Season •

1.	.323 (314-for-972)	1981
2.	.321 (323-for-1006)	1985
3.	.320 (513-for-1601)	1996
4.	.319 (321-for-1006)	1991
5.	.317 (427-for-1347)	1998
6.	.316 (280-for-886)	1980
7.	.314 (522-for-1664)	2010
8.	.308 (169-for-549)	1945
9.	.306 (223-for-729)	1923
10.	.306 (403-for-1319)	1994
11.	.305 (195-for-640)	1947
12.	.304 (615-for-2026)	2008
13.	.303 (236-for-779)	1957
14.	.302 (182-for-602)	1943
15.	.302 (155-for-514)	1946

### SLUGGING PCT.

• Season •

1.	.487	1998
2.	.475	1991
3.	.467	1981
4.	.464	1985
5.	.442	1996
6.	.441	2017
	.441	1947
8.	.439	1980
9.	.436	2008
10.	.433	1983
11.	.430	2010
	.430	1927
13.	.429	1993
14.	.428	1945
15.	.427	1994

### ON-BASE PCT.

• Season •

1.	.466	1985
2.	.449	1981
3.	.428	1983
4.	.420	1980
5.	.418	1982
6.	.415	1984
7.	.414	1946
8.	.411	1991
9.	.405	1998
10.	.400	1927
11.	.398	2020
	.398	1986
12.	.394	1962
13.	.394	1996
14.	.393	2010
15.	.392	1974

### GAMES PLAYED

• Season •

1.	60	2016
2.	59	2011
3.	58	2008
4.	57	2015
5.	56	2019
6.	55	2007
7.	54	2018
	54	2017
	54	2006
10.	53	1995
11.	52	2012
	52	1996
13.	51	2014
	51	2013
	51	2010

### AT BATS

• Season •

1.	2,026	2008
2.	1,960	2016
3.	1,950	2011
4.	1,905	2015
5.	1,837	2018
6.	1,834	2019
7.	1,800	2017
8.	1,792	2006
9.	1,774	2007
10.	1,722	2012
11.	1,708	2013
12.	1,664	2010
13.	1,612	1995
14.	1,601	1996
15.	1,593	2023

• Game •

1.	60	vs. Harvard	4/9/49
2.	55	vs. Air Force	2/25/18
	55	vs. Army	5/27/50
4.	54	vs. Bucknell	5/14/11
5.	53	at Delaware State	3/22/17

### RUNS

• Season •

1.	375	2016
2.	366	2017
3.	360	1996
4.	358	2011
5.	355	2008
6.	352	1998
7.	346	2019
	346	1983
9.	328	2010
10.	324	1995
11.	321	2018
	321	1982
13.	320	2015
14.	308	1994
15.	306	2006

• Game •

1.	35	vs. St. John's (Md.)	1907
2.	32	vs. McDaniel	5/16/31
3.	30	at Lafayette	3/28/98
4.	27	at Dartmouth	4/24/88
	27	at George Mason	3/20/86

### HITS

• Season •

1.	615	2008
2.	585	2016
3.	541	2015
4.	534	2017
5.	530	2011
6.	525	2006
7.	526	2018
8.	522	2010
9.	513	1996
10.	498	2019
11.	483	1995
12.	474	2007
13.	469	2013
14.	450	2009
15.	440	1999

• Game •

1.	28	vs. McDaniel	4/20/38
2.	27	at Delaware State	3/22/17
	27	at Lafayette	3/28/98
4.	26	at Lafayette	5/2/10
		at Army	5/7/95

### DOUBLES

• Season •

1.	124	2018
2.	105	2008
3.	104	2017
4.	103	2016
5.	99	1998
6.	98	2009
7.	95	1996
8.	93	2011
9.	91	1995
10.	90	2013
11.	89	2006
12.	88	2010
13.	84	2019
14.	83	2023
	83	2015

• Game •

1.	10	vs. Oswego State	4/3/80
2.	9	at Lafayette	3/28/98
3.	8	five times - most recent:	
		at Bucknell	3/18/18

### TRIPLES

• Season •

1.	36	2015	#1 in NCAA*
2.	31	2016	
3.	30	1995	
4.	27	2012	
	27	1996	
	27	1982	
7.	25	2017	
	25	2008	
9.	24	2018	
10.	23	2011	
11.	22	2006	
12.	21	2000	
	21	1976	
	21	1992	
15.	20	2003	
	20	1998	
	20	1983	

• Game •

1.	5	vs. Coppin State	2/5/06
2.	4	six times - most recent:	
		at Bucknell	5/10/03



# 2024 NAVY BASEBALL

## TEAM RECORDS

### HOME RUNS

• Season •

1.	38	2008
2.	36	2019
3.	35	2017
4.	30	2009
	30	1998
6.	26	2022
	26	2000
8.	25	1993
9.	24	2010
	24	1983
11.	23	2023
12.	21	2011
	21	1981
14.	20	1985
15.	19	2002
	19	1986

• Game •

1.	6	at Lafayette	3/30/19
	6	at Lafayette	3/28/98
	6	at George Mason	3/20/86
	6	at Maryland	4/23/85
5.	5	four times - most recent: at Mount St. Mary's	3/27/07

### RUNS BATTED IN

• Season •

1.	328	2016
2.	325	2017
3.	320	2008
4.	317	1998
	317	1996
6.	307	2019
7.	301	2011
8.	298	2010
	298	1983
10.	287	2018
11.	286	2015
12.	285	1995
13.	266	1999
14.	265	2006
15.	263	1982

• Game •

1.	28	at Lafayette	3/28/98
2.	25	at George Mason	3/20/86
3.	24	vs. Lafayette	4/3/99
4.	23	at Lafayette	3/30/19
	23	vs. UMES	4/14/98
	23	at Dartmouth	4/24/88
	23	vs. Merchant Marine	5/13/83

### TOTAL BASES

• Season •

1.	884	2008
2.	804	2016
3.	793	2017
4.	746	2018
5.	732	2011
6.	726	2015
7.	722	2019
8.	716	2010
9.	707	1996
10.	700	2006
11.	676	1995
12.	662	2009
13.	656	1998
14.	612	2013
15.	610	2012

• Game •

1.	56	at Lafayette	3/28/98
2.	46	at George Mason	3/20/86
3.	44	at Lafayette	3/30/19
	44	at Maryland	4/23/85
5.	43	at Army	5/4/79

### WALKS

• Season •

1.	295	1983
2.	264	1982
3.	257	1985
4.	249	2016
5.	246	2019
6.	230	2011
7.	227	2018
8.	221	1981
9.	218	1984
10.	217	2012
11.	204	2015
12.	199	1998
13.	197	2017
14.	193	1996
15.	185	2013
	185	1999

• Game •

1.	24	vs. Syracuse	4/3/71
2.	19	vs. Penn	4/1/85
3.	18	at Fla. International	3/6/84
4.	16	vs. Fordham	4/4/59
	16	vs. Gettysburg	5/23/1923

### HIT BY PITCHES

• Season •

1.	79	2011
2.	70	2008
3.	62	2017
4.	59	2016
5.	58	2014
	58	2013
7.	57	2022
8.	56	2012
	56	2009
10.	55	2010
11.	53	2023
	53	2019
13.	51	2015
	51	2006
15.	50	2007

• Game •

1.	7	at N.C. Central	2/18/17
	7	at Holy Cross	4/26/09
	7	vs. Lafayette	4/3/99
4.	6	vs. Lehigh	4/5/98
	6	at Towson	4/7/21

### STOLEN BASES

• Season •

1.	112	2001
2.	95	2006
3.	84	2002
4.	82	2003
5.	76	2005
6.	73	2004
7.	69	2010
8.	67	1986
9.	58	2011
	58	2008
11.	57	2013
12.	56	1999
13.	54	2015
	54	2009
15.	51	2014

• Game •

1.	9	vs. W.Va. Wesleyan	5/17/24
2.	8	eight times - most recent: vs. Iona	3/15/10

### ERA

• Season •

1.	1.44	(34 ER/213.0 IP)	1960
2.	1.71	(40 ER/211.0 IP)	1970
3.	1.82	(40 ER/193.1 IP)	1968
4.	1.92	(50 ER/234.0 IP)	1961
5.	1.97	(25 ER/114.0 IP)	1924
6.	1.98	(43 ER/195.0 IP)	1967
7.	2.04	(44 ER/194.0 IP)	1948
8.	2.09	(40 ER/172.0 IP)	1953
9.	2.11	(39 ER/166.0 IP)	1952
10.	2.16	(51 ER/212.1 IP)	1972
11.	2.26	(48 ER/191.0 IP)	1965
12.	2.36	(38 ER/145.0 IP)	1946
13.	2.36	(42 ER/160.0 IP)	1947
14.	2.41	(45 ER/168.0 IP)	1966
15.	2.42	(52 ER/193.0 IP)	1954

### WALKS / 9 IP

• Season •

1.	1.95	(66 BB/304.1 IP)	1986
2.	1.97	(40 BB/183.0 IP)	1923
3.	2.20	(41 BB/168.0 IP)	1966
4.	2.32	(50 BB/194.0 IP)	1948
5.	2.42	(36 BB/134.0 IP)	1945
6.	2.45	(31 BB/114.0 IP)	1924
7.	2.60	(41 BB/142.0 IP)	1937
8.	2.66	(146 BB/494.1 IP)	2015
9.	2.67	(70 BB/236.1 IP)	1989
10.	2.67	(43 BB/145.0 IP)	1946
11.	2.75	(52 BB/170.0 IP)	1941
12.	2.78	(68 BB/220.0 IP)	1975
13.	2.78	(47 BB/152.0 IP)	1940
14.	2.79	(45 BB/145.0 IP)	1929
15.	2.82	(91 BB/290.2 IP)	1988

### STRIKEOUTS / 9 IP

• Season •

1.	9.96	(527 K/476.1 IP)	2019
2.	9.85	(233 K/213.0 IP)	1960
3.	8.73	(131 K/135.0 IP)	2020
4.	8.71	(213 K/220.0 IP)	1959
5.	8.45	(464 K/494.1 IP)	2015
6.	8.40	(241/258.1 IP)	2021
7.	8.03	(174 K/195.0 IP)	1967
8.	8.01	(407 K/457.1 IP)	2007
9.	7.92	(103 K/117.0 IP)	1927
10.	7.90	(418 K/476.1 IP)	2018
11.	7.82	(440 K/506.1 IP)	2016
12.	7.78	(263 K/304.1 IP)	1986
13.	7.59	(423 K/501.1 IP)	2011
14.	7.50	(158 K/189.2 IP)	1973
15.	7.48	(379 K/456.0 IP)	2017

# 2024 NAVY BASEBALL

## TEAM RECORDS

### WINS

• Season •

1.	43 (43-16-1)	2016
2.	39 (39-17)	2019
3.	38 (38-16)	2018
4.	37 (37-17)	2017
	37 (37-20)	2015
6.	35 (35-20)	2007
7.	34 (34-20)	1995
8.	33 (33-25-1)	2011
	32 (32-25)	2008
	32 (32-21)	2006
11.	31 (31-10)	1983
12.	30 (30-21)	2010
	30 (30-10)	1986
14.	29 (29-14)	1982
15.	28 (28-23)	2013

• Single-Season Win Streak •

1.	19	1961 (3/30 - 5/13)
2.	14	2020 (2/15 - 3/11)
	14	1986 (4/12 - 5/10)
3.	13	2017 (4/5 - 4/22)
4.	12	1946 (4/17 - 6/1)
	12	1916

### SAVES

• Season •

1.	17	2019
2.	15	2023
	15	2008
4.	14	2011
	14	2006
6.	13	2018
	13	2010
8.	11	2007
9.	10	2022
	10	2017
	10	2013
12.	9	2016
13.	8	2002
	8	1991
	8	1983

### COMPLETE GAMES

• Season •

1.	27	1995
2.	24	1999
3.	23	1986
4.	22	1997
5.	20	1998
6.	19	1988
7.	18	1985
8.	17	2000
	17	1996
10.	16	1994
	16	1954
	16	1948
13.	15	2001
14.	14	1992
	14	1989
	14	1981
	14	1944

### SHUTOUTS

• Season •

1.	12	2016
2.	8	1986
3.	7	2018
	7	2015
	7	1988
	7	1972
	7	1912
8.	6	1977
	6	1911
10.	5	2019
	5	2014
	5	1979
	5	1975
	5	1970
	5	1967
	5	1959
	5	1918
	5	1908

### INNINGS PITCHED

• Season •

1.	506.1	2016
2.	501.1	2011
3.	496.1	2008
4.	494.1	2015
5.	476.1	2019
	476.1	2018
7.	457.1	2007
8.	456.0	2017
9.	446.2	2012
10.	446.0	2006
11.	435.1	2013
12.	423.1	2010
13.	421.1	2014
14.	415.1	2023
15.	405.2	2004

• Game •

1.	17.0	vs. Harvard	4/9/49
2.	16.0	vs. Air Force	2/25/18
	16.0	vs. Bucknell	5/14/11
4.	15.0	vs. Army	5/27/50
	15.0	vs. Virginia	5/20/39

### HITS ALLOWED

• Season •

1.	555	2008
2.	550	2011
3.	545	2004
4.	537	2005
5.	498	2009
6.	485	2006
7.	479	2023
8.	477	1996
9.	472	2017
10.	466	2010
11.	458	2016
12.	452	2022
13.	442	2012
14.	441	1999
15.	434	2015

• Game •

1.	27	vs. Princeton	3/22/08
2.	26	vs. Missouri	2/25/05
3.	24	at Wright State	5/19/94
	24	at Duke	2/19/94
5.	23	three times - most recent:	
		at Virginia	3/10/09

### RUNS ALLOWED

• Season •

1.	349	2005
2.	347	2004
3.	331	2011
4.	322	2008
5.	314	2022
6.	307	2023
7.	305	1996
8.	295	1999
9.	293	2009
10.	273	2000
11.	272	2001
12.	271	2002
13.	266	2006
14.	259	2012
15.	258	1994

• Game •

1.	32	vs. Georgetown	1895
2.	27	vs. Ohio	2/19/23
3.	26	vs. Georgetown	1893
4.	25	vs. Missouri	2/25/05
5.	24	at Virginia	2/17/23
6.	22	three times - most recent:	
		at George Mason	4/19/00

### WALKS ALLOWED

• Season •

1.	242	2011
2.	205	2019
3.	192	2012
4.	185	2022
5.	180	2023
6.	179	2007
7.	175	2008
8.	168	2018
9.	166	2016
10.	165	2006
11.	161	2004
12.	160	1999
13.	159	2017
14.	158	2013
15.	157	2001

• Game •

1.	16	vs. Ohio	2/19/23
2.	15	vs. Georgetown	5/5/64
	15	vs. Fordham	4/23/27
4.	14	at Rutgers	4/8/50
5.	13	four times - most recent:	
		vs. Lehigh	4/2/00

### STRIKEOUTS

• Season •

1.	527	2019
2.	464	2015
3.	440	2016
4.	423	2011
5.	418	2018
6.	407	2007
7.	401	2008
8.	379	2017
9.	364	2006
10.	350	2014
11.	346	2013
12.	343	2012
13.	338	2023
14.	321	2009
15.	304	2005

• Game •

1.	20	vs. Air Force	2/23/18
2.	19	vs. Air Force	2/22/19
3.	18	at N.C. A&T	2/13/15
	18	vs. Seton Hall	4/6/68
	18	vs. Baltimore	5/30/60



# 2024 NAVY BASEBALL

## YEAR-BY-YEAR RECORDS

Year	Overall Record	League Record	Coach	Captain(s)	Year	Overall Record	League Record	Coach	Captain(s)
1893	6-4 (.600)	n/a	Unknown	Unknown	1963	15-7 (.682)	6-3 (.667, T-1st)	Joe Duff	Robert Campbell
1894	6-1 (.857)	n/a	Unknown	Unknown	1964	10-12 (.455)	4-5 (.444, 6th)	Joe Duff	Hank Kettelhodt
1895	3-2 (.600)	n/a	Unknown	Unknown	1965	11-8-2 (.571)	5-4 (.556, T-4th)	Joe Duff	Roger Staubach
1899	3-3 (.500)	n/a	Unknown	Unknown	1966	13-5-1 (.711)	6-3 (.667, 3rd)	Joe Duff	Donald Eshleman
1900	4-3 (.571)	n/a	Unknown	Unknown	1967	14-8 (.636)	5-4 (.556, 6th)	Joe Duff	Bill Sorensen
1901	4-3 (.571)	n/a	Hildebrant	Unknown	1968	14-8 (.636)	5-4 (.556, T-4th)	Joe Duff	Henry Schmidt
1902	5-7 (.417)	n/a	Unknown	Unknown	1969	10-9-1 (.525)	2-4-1 (.357, T-9th)	Joe Duff	Robert Arnold
1903	5-7 (.417)	n/a	Unknown	Unknown	1970	20-7 (.741)	9-5 (.643, 4th)	Joe Duff	Dennis Losh
1904	10-8 (.556)	n/a	Unknown	Unknown	1971	15-11 (.577)	7-6 (.538, 5th)	Joe Duff	Charles Bongard
1905	7-3-1 (.682)	n/a	Unknown	Unknown	1972	16-11 (.593)	5-9 (.556, 8th)	Joe Duff	Bruce Aukland
1906	12-5-1 (.694)	n/a	Unknown	Unknown	1973	12-11-2 (.520)	4-8-1 (.346, 9th)	Joe Duff	George Kerlek
1907	14-8-2 (.625)	n/a	Unknown	Unknown	1974	17-7 (.708)	7-5 (.583, 4th)	Joe Duff	Jim Quinn
1908	20-3 (.870)	n/a	Unknown	Unknown	1975	21-7 (.750)	11-3 (.786, 2nd)	Joe Duff	Randy Young
1909	11-12 (.478)	n/a	Unknown	Unknown	1976	19-11 (.633)	7-5 (.583, 5th)	Joe Duff	Mark Haas
1910	7-9-1 (.441)	n/a	Unknown	Unknown	1977	18-10-2 (.633)	9-4-1 (.679, 3rd)	Joe Duff	Bruce Buck
1911	13-7-1 (.643)	n/a	Unknown	Unknown	1978	18-7 (.720)	9-4 (.692, T-2nd)	Joe Duff	Bill Miles
1912	15-5 (.750)	n/a	Unknown	Unknown	1979	22-9 (.710)	10-4 (.714, 1st)	Joe Duff	Steve Walton/Rocky Kropp
1913	12-5 (.706)	n/a	Unknown	Unknown	1980	22-6 (.786)	9-5 (.643, 4th)	Joe Duff	Mike Mullikin
1914	11-8 (.579)	n/a	Unknown	Unknown	1981	24-7 (.774)	11-3 (.786, 2nd)	Joe Duff	Jim Roberts
1915	16-7 (.696)	n/a	Unknown	Unknown	1982	29-14-1 (.670)	13-4-1 (.750, 1st)	Joe Duff	Bob Adrion
1916	18-6 (.750)	n/a	Unknown	Unknown	1983	31-10-1 (.750)	13-5 (.722, 2nd)	Joe Duff	Tony Rodgers
1917	1-2 (.333)	n/a	Unknown	Unknown	1984	15-15 (.500)	9-7 (.563, 4th)	Joe Duff	Mike Nichols
1918	12-3 (.800)	n/a	Unknown	Unknown	1985	25-7-1 (.773)	14-4 (.778, 3rd)	Joe Duff	Jon Mullican
1919	9-2 (.818)	n/a	Unknown	Unknown	1986	30-10 (.750)	15-3 (.800, 1st)	Joe Duff	Mike Leeney
1920	14-1 (.933)	n/a	Unknown	Unknown	1987	21-10 (.677)	13-3 (.812, 2nd)	Joe Duff	Ted Wallace
1921	10-6-1 (.618)	n/a	Unknown	Unknown	1988	23-16 (.589)	12-6 (.667, 2nd)	Joe Duff	Mike Schultz
1922	13-5 (.722)	n/a	William Lush	Unknown	1989	18-14 (.563)	7-11 (.389, 8th)	Joe Duff	Chris Fatheree
1923	13-8 (.619)	n/a	Ens. Blakeslee	Unknown	1990	16-20 (.444)	6-12 (.333, T-9th)	Joe Duff	Tim Peifley
1924	9-3-1 (.731)	n/a	Chief Bender	Unknown	1991	18-15 (.545)	9-7 (.562, T-3rd)	Joe Duff	Sam Mowery
1925	9-8 (.529)	n/a	Chief Bender	Unknown	1992	18-20 (.473)	6-8 (.428, T-6th)	Joe Duff	Chris Lopez
1926	9-9 (.500)	n/a	Chief Bender	Unknown	1993	21-18 (.538)	11-9 (.550, 1st-Div.)	Joe Duff	Todd Butler
1927	8-4-1 (.654)	n/a	Chief Bender	Unknown	1994	24-18-1 (.569)	11-9 (.550, 1st Div.)	Bob MacDonald	Marcus Lee/Andy Payne
1928	7-10 (.412)	n/a	Chief Bender	Unknown	1995	34-20 (.629)	19-5 (.791, 1st)	Bob MacDonald	Steve Mauro
1929	10-5-1 (.656)	n/a	Ernest "Kid" Mohler	Unknown	1996	24-28 (.571)	11-9 (.550, 3rd)	Bob MacDonald	Brian Bernth
1930	13-5 (.722)	n/a	Ernest "Kid" Mohler	Unknown	1997	19-27 (.413)	12-6 (.667, 2nd)	Bob MacDonald	Matt Smith
1931	8-9 (.471)	n/a	Ernest "Kid" Mohler	Unknown	1998	26-17 (.604)	15-5 (.750, 1st)	Bob MacDonald	Toph Lake
1932	5-6 (.455)	n/a	Ernest "Kid" Mohler	Unknown	1999	27-22-1 (.540)	15-5 (.750, T-1st)	Bob MacDonald	Pat Klokow
1933	6-7 (.462)	n/a	Lt. A.K. Doyle	Unknown	2000	24-20-1 (.544)	14-6 (.700, 1st)	Bob MacDonald	Tony Moore
1934	7-8 (.467)	n/a	Lt. j.g. F.W. Fenno	Unknown	2001	21-25-1 (.457)	14-6 (.700, T-1st)	Steve Whitmyer	Scott Vane
1935	3-12-1 (.219)	n/a	Lt. j.g. F.W. Fenno	Unknown	2002	23-25 (.479)	13-7 (.650, T-1st)	Steve Whitmyer	Dominic Nicolini
1936	6-9 (.400)	n/a	Lt. S.T. Cloughley	Unknown	2003	21-24 (.467)	12-8 (.600, 2nd)	Steve Whitmyer	Rich McDevitt
1937	8-8 (.500)	n/a	M.G. Karow	Unknown	2004	14-36 (.280)	7-13 (.350, T-5th)	Steve Whitmyer	Dean Farmer
1938	9-6 (.600)	n/a	Max Bishop	Unknown	2005	12-33-1 (.272)	6-14 (.300, 6th)	Steve Whitmyer	Trevor Thompson
1939	6-7-1 (.464)	n/a	Max Bishop	Unknown	2006	32-21-1 (.602)	8-12 (.400, 5th)	Paul Kostacopoulos	D.J. Faldowski
1940	8-9 (.471)	n/a	Max Bishop	Unknown	2007	35-20 (.636)	12-8 (.600, 3rd)	Paul Kostacopoulos	Michael Garcia
1941	14-5 (.737)	n/a	Max Bishop	Unknown	2008	32-25-1 (.560)	11-9 (.550, T-2nd)	Paul Kostacopoulos	Thomas Hamilton
1942	13-4 (.765)	n/a	Max Bishop	Unknown	2009	20-26-1 (.436)	8-12 (.400, 5th)	Paul Kostacopoulos	JD Melton
1943	15-2 (.882)	n/a	Max Bishop	Unknown	2010	30-21 (.588)	7-13 (.350, 6th)	Paul Kostacopoulos	Steven Soares
1944	13-4 (.765)	n/a	Max Bishop	Unknown	2011	33-25-1 (.568)	12-8 (.600, 1st)	Paul Kostacopoulos	Jeff Bland
1945	12-3 (.800)	n/a	Max Bishop	Unknown	2012	23-29 (.442)	9-11 (.450, 3rd)	Paul Kostacopoulos	Alex Azor
1946	15-1 (.937)	n/a	Max Bishop	Jay McKie	2013	28-23 (.549)	13-7 (.650, 2nd)	Paul Kostacopoulos	Joel Rinehart
1947	15-3 (.833)	n/a	Max Bishop	Andrew Frahler	2014	23-28 (.451)	9-11 (.450, 4th)	Paul Kostacopoulos	Kash Manzelli
1948	14-7 (.667)	7-2 (.778, 2nd)	Max Bishop	Andrew Frahler	2015	37-20 (.649)	13-7 (.650, 1st)	Paul Kostacopoulos	Anthony Parenti
1949	12-6-1 (.658)	3-4 (.428, T-7th)	Max Bishop	Lee Rensberger	2016	43-16-1 (.725)	15-5 (.750, 1st)	Paul Kostacopoulos	Robert Currie
1950	6-12-1 (.342)	3-6 (.333, T-6th)	Max Bishop	Roger Buck	2017	37-17 (.685)	16-4 (.800, 1st)	Paul Kostacopoulos	Kyle Condry
1951	10-11 (.476)	5-3 (.625, T-4th)	Max Bishop	Joseph Corrigan	2018	38-16 (.706)	18-7 (.720, 1st)	Paul Kostacopoulos	Logan Knowles
1952	11-6-2 (.632)	3-4 (.428, 4th-Div.)	Max Bishop	Robert Zastrow	2019	39-17 (.696)	18-7 (.720, 1st)	Paul Kostacopoulos	Christian Hodge
1953	10-10 (.500)	1-8 (.111, 10th)	Max Bishop	Donald Metz	2020*	14-1 (.933)	N/A	Paul Kostacopoulos	Michael Coritz
1954	16-5-1 (.750)	8-1 (.889, 1st)	Max Bishop	Walter Shaw	2021	17-15 (.531)	11-12 (.478, 4th)	Paul Kostacopoulos	Jared Leins
1955	9-9 (.500)	3-5 (.375, T-6th)	Max Bishop	Wilson Spangler	2022	19-26 (.410)	10-15 (.400, 6th)	Paul Kostacopoulos	Christian Policelli
1956	13-7-1 (.643)	4-4 (.500, T-6th)	Max Bishop	Larry Magner	2023	23-27 (.460)	14-11 (.560, T-2nd)	Paul Kostacopoulos	Nate Mitchell
1957	16-6-1 (.717)	6-3 (.667, T-4th)	Max Bishop	Andrew Massimino					
1958	11-7 (.611)	4-3 (.571, T-4th)	Max Bishop	Benjamin Montoya					
1959	19-5 (.792)	8-1 (.889, 1st)	Max Bishop	Joseph McGlinchey					
1960	15-8 (.652)	4-5 (.444, T-5th)	Max Bishop	Richard Brown					
1961	24-2 (.923)	8-1 (.889, 1st)	Max Bishop	Joe Bellino					
1962	19-2 (.905)	6-1 (.857, 1st)	Joe Duff	Robert Foyle					

Note: Navy was a member of the Eastern Intercollegiate Baseball League (EIBL) from 1948-92 before joining the Patriot League in 1993.

\* 2020 Patriot League Season Canceled



# 2024 NAVY BASEBALL

## ALL-TIME COACHING RECORDS

Coach	Years	Tenure	Overall Record	League Record	Titles	NCAA	vs. Army
Unknown	25		244-127-6 (.656)	n/a	n/a	n/a	5-12 (.294)
Hildebrant	1	1901	4-3 (.571)	n/a	n/a	n/a	0-1 (.000)
William Lush	1	1922	13-5 (.722)	n/a	n/a	n/a	1-0 (1.000)
Ens. Blakeslee	1	1923	13-8 (.619)	n/a	n/a	n/a	0-1 (.000)
Chief Bender	5	1924-28	42-34-2 (.551)	n/a	n/a	n/a	3-2 (.600)
Ernest "Kid" Mohler	4	1929-32	36-25-1 (.589)	n/a	n/a	n/a	0-0 (.000)
Lt. A.K. Doyle	1	1933	6-7 (.461)	n/a	n/a	n/a	1-0 (1.000)
Lt. j.g. F.W. Fenno	2	1934-35	10-20-1 (.338)	n/a	n/a	n/a	1-1 (.500)
Lt. S.T. Cloughley	1	1936	6-9 (.400)	n/a	n/a	n/a	1-0 (1.000)
M.G. Karow	1	1937	8-8 (.500)	n/a	n/a	n/a	0-1 (.000)
Max Bishop	24	1938-61	306-145-8 (.675)	67-50 (.572)	3	2 (1-2)	15-10 (.600)
Joe Duff	32	1962-93	595-332-11 (.645)	265-168-4 (.610)	6*	3 (2-6)	36-25 (.705)
Bob MacDonald	7	1994-00	178-152-3 (.539)	97-45 (.683)	5R* / 3T	2 (0-4)	24-13 (.648)
Steve Whitmyer	5	2001-05	91-143-2 (.390)	52-48 (.520)	2R / 1T	1 (1-2)	11-11 (.500)
Paul Kostacopoulos	17	2006-23	523-373-5 (.583)	204-159 (.562)	6R / 2T	2 (1-4)	31-51 (.378)
	<b>128</b>		<b>2075-1391-39 (.598)</b>	<b>695-470-4 (.596)</b>	<b>22R / 6T</b>	<b>10 (5-18)</b>	<b>129-128 (.502)</b>

\* Totals include one divisional title for both Coach Duff and Coach MacDonald

## ARMY-NAVY SERIES HISTORY

Overall.....Navy leads, 129-128  
 in Annapolis, Md. ....Army leads, 62-60  
 in West Point, N.Y. ....Army leads, 60-55  
 Neutral site .....Navy leads, 13-7  
 ~ in Millington, Tenn. ....Navy leads, 9-2  
 ~ in Baltimore, Md. ....Army lead, 3-1  
 ~ in Easton, Pa. ....Army leads, 1-0  
 ~ in Boston, Mass. ....Navy lead, 1-0  
 ~ in Pomona, N.Y. ....Navy lead, 2-1  
 Extra Innings.....Army leads, 13-8

Date	Site	Score
5/18/01	Annapolis	Army 4, Navy 3
5/17/02	West Point	Navy 5, Army 3
1904	Annapolis	Army 8, Navy 2
1905	West Point	Navy 9, Army 5
1906	Annapolis	Army 8, Navy 5
1907	West Point	Army 6, Navy 5
6/3/08	Annapolis	Navy 16, Army 5
5/29/09	West Point	Army 7, Navy 3
5/28/10	Annapolis	Army 2, Navy 0
5/27/11	West Point	Army 7, Navy 1
1912	Annapolis	Army 8, Navy 7
5/31/13	West Point	Army 2, Navy 1
5/30/14	Annapolis	Army 8, Navy 2
5/29/15	West Point	Army 6, Navy 5
5/27/16	Annapolis	Army 13, Navy 3
5/24/19	West Point	Navy 10, Army 6
5/20/20	Annapolis	Navy 11, Army 1
5/28/21	West Point	Army 8, Navy 7
5/29/22	Annapolis	Navy 8, Army 6
6/2/23	West Point	Army 8, Navy 5
5/31/24	Annapolis	Navy 5, Army 3
5/30/25	West Point	Navy 13, Army 7
5/29/26	Annapolis	Army 6, Navy 5 (10)
5/28/27	West Point	Navy 8, Army 2
6/2/28	Annapolis	Army 9, Navy 6
5/27/33	West Point	Navy 8, Army 4 (7)
5/26/34	Annapolis	Navy 4, Army 2
6/1/35	West Point	Army 10, Navy 4
5/30/36	Annapolis	Navy 11, Army 10

Date	Site	Score
5/29/37	West Point	Army 8, Navy 3
5/28/38	Annapolis	Navy 6, Army 1
5/27/39	West Point	Army 4, Navy 1
6/1/40	Annapolis	Navy 4, Army 2
5/31/41	West Point	Army 4, Navy 3
5/27/42	Annapolis	Army 10, Navy 3
5/29/43	West Point	Navy 8, Army 2
5/27/44	Annapolis	Army 8, Navy 2
5/26/45	West Point	Army 7, Navy 2
5/25/46	Annapolis	Navy 11, Army 5
5/24/47	West Point	Navy 8, Army 4
5/29/48	Annapolis	Navy 10, Army 0
5/28/49	West Point	Navy 8, Army 2
5/27/50	Annapolis	Army 7, Navy 5 (15)
5/26/51	West Point	Army 5, Navy 1
5/24/52	Annapolis	Navy 3, Army 1
4/11/53	Annapolis	Army 5, Navy 4
5/23/53	West Point	Navy 10, Army 2
5/29/54	Annapolis	Navy 8, Army 4 (7)
5/28/55	West Point	Army 5, Navy 1
5/26/56	Annapolis	Navy 7, Army 4
6/1/57	West Point	Army 3, Navy 2
5/31/58	Annapolis	Navy 5, Army 4
5/30/59	West Point	Navy 4, Army 3 (12)
6/4/60	Annapolis	Navy 9, Army 1
6/3/61	West Point	Navy 3, Army 0
6/5/62	Annapolis	Navy 4, Army 2
6/1/63	West Point	Army 6, Navy 5 (10)
5/30/64	Annapolis	Army 2, Navy 1
6/5/65	West Point	Army 7, Navy 2
6/4/66	Annapolis	Army 7, Navy 3
6/3/67	West Point	Navy 3, Army 1
6/5/68	Annapolis	Navy 3, Army 1
5/31/69	West Point	Army 12, Navy 11
4/17/70	Annapolis	Navy 8, Army 3
5/30/70	Annapolis	Navy 3, Army 1
5/1/71	West Point	Army 8, Navy 2
5/1/71	West Point	Army 6, Navy 2
6/5/71	West Point	Navy 5, Army 1
4/23/72	Annapolis	Army 7, Navy 4

Date	Site	Score
4/23/72	Annapolis	Navy 2, Army 0
6/3/72	Annapolis	Navy 6, Army 3
5/4/73	West Point	Army 2, Navy 1
6/2/73	West Point	Navy 4, Army 3
5/4/74	Annapolis	Navy 6, Army 3
5/4/74	Annapolis	Navy 4, Army 0
6/1/74	Annapolis	Navy 10, Army 9
5/2/75	West Point	Navy 8, Army 2
5/31/75	West Point	Army 4, Navy 1
4/30/76	Annapolis	Navy 11, Army 4
5/30/76	Annapolis	Navy 13, Army 1
5/7/77	West Point	Navy 7, Army 0
5/7/77	West Point	Navy 16, Army 8
6/3/77	West Point	Navy 11, Army 1
5/7/78	Annapolis	Navy 3, Army 1
5/7/78	Annapolis	Navy 5, Army 2
6/4/78	Annapolis	Navy 16, Army 0
5/4/79	West Point	Navy 22, Army 0
5/30/80	Annapolis	Army 4, Navy 2
5/2/81	West Point	Army 4, Navy 2
5/2/81	West Point	Navy 7, Army 3
5/2/82	Annapolis	Army 7, Navy 6
5/2/82	Annapolis	Army 17, Navy 5
4/30/83	West Point	Navy 6, Army 2
4/30/83	West Point	Navy 12, Army 0
4/28/84	Annapolis	Navy 13, Army 3
4/28/84	Annapolis	Navy 8, Army 7
4/28/85	West Point	Navy 7, Army 4
4/28/85	West Point	Navy 5, Army 3
3/29/86	West Point	Army 2, Navy 1 (9)
3/29/86	West Point	Army 8, Navy 5
3/29/87	Annapolis	Navy 6, Army 1
3/29/87	Annapolis	Navy 6, Army 3
4/1/88	West Point	Navy 2, Army 1 (8)
4/1/88	West Point	Navy 2, Army 0
4/1/89	Annapolis	Army 7, Navy 4
4/1/89	Annapolis	Navy 5, Army 2
3/31/90	West Point	Army 10, Navy 3
3/31/90	West Point	Army 8, Navy 0
4/6/91	West Point	Army 4, Navy 1



## ARMY-NAVY SERIES HISTORY

Date	Site	Score
4/6/91	West Point	Army 6, Navy 5 (9)
2/29/92	Millington, Tenn.	Navy 3, Army 2
4/4/92	Annapolis	Army 6, Navy 2
4/4/92	Annapolis	Army 9, Navy 7
2/27/93	Millington, Tenn.	Navy 7, Army 5
4/10/93	West Point	Army 10, Navy 5
4/10/93	West Point	Army 2, Navy 1
2/25/94	Millington, Tenn.	Army 2, Navy 1
2/27/94	Millington, Tenn.	Navy 3, Army 2
4/2/94	Annapolis	Navy 6, Army 1
4/2/94	Annapolis	Army 10, Navy 4
5/8/94	Annapolis	Navy 8, Army 4
5/9/94	Annapolis	Navy 7, Army 6
2/25/95	Millington, Tenn.	Navy 5, Army 4
5/6/95	West Point	Navy 7, Army 4 (8)
5/6/95	West Point	Army 12, Navy 7
5/7/95	West Point	Navy 8, Army 7
5/7/95	West Point	Navy 23, Army 3
2/24/96	Millington, Tenn.	Army 8, Navy 6
4/20/96	Annapolis	Navy 13, Army 4
4/20/96	Annapolis	Navy 7, Army 6
4/21/96	Annapolis	Navy 4, Army 3
4/21/96	Annapolis	Army 12, Navy 8
4/20/97	West Point	Army 3, Navy 1
4/20/97	West Point	Navy 7, Army 1
4/21/97	West Point	Army 9, Navy 8
4/21/97	West Point	Army 9, Navy 2
2/28/98	Millington, Tenn.	Navy 2, Army 0
4/11/98	Annapolis	Navy 19, Army 7
4/11/98	Annapolis	Navy 16, Army 3
4/12/98	Annapolis	Navy 7, Army 2
4/12/98	Annapolis	Navy 9, Army 8 (8)
2/27/99	Millington, Tenn.	Navy 7, Army 4
4/17/99	West Point	Navy 3, Army 0
4/17/99	West Point	Navy 6, Army 2 (8)
4/18/99	West Point	Navy 10, Army 1
4/18/99	West Point	Army 9, Navy 5
2/27/00	Millington, Tenn.	Navy 9, Army 0
4/8/00	Annapolis	Army 6, Navy 5
4/8/00	Annapolis	Navy 4, Army 1
4/10/00	Annapolis	Army 11, Navy 6
4/10/00	Annapolis	Navy 4, Army 3 (8)
5/13/00	Annapolis	Army 13, Navy 4
5/14/00	Annapolis	Army 8, Navy 7
2/24/01	Millington, Tenn.	Navy 7, Army 4
2/25/01	Millington, Tenn.	Navy 12, Army 10
4/7/01	West Point	Army 14, Navy 8
4/7/01	West Point	Army 3, Navy 2
4/8/01	West Point	Navy 6, Army 2
4/8/01	West Point	Navy 3, Army 1
3/30/02	Annapolis	Navy 3, Army 2 (8)
3/30/02	Annapolis	Navy 3, Army 2
4/1/02	Annapolis	Navy 12, Army 11
4/1/02	Annapolis	Army 10, Navy 3
3/29/03	West Point	Navy 2, Army 0
3/29/03	West Point	Navy 5, Army 1
3/31/03	West Point	Army 6, Navy 5

Date	Site	Score
3/31/03	West Point	Navy 8, Army 5
4/24/04	Annapolis	Army 10, Navy 2
4/24/04	Annapolis	Navy 4, Army 3
4/25/04	Annapolis	Army 15, Navy 2
4/25/04	Annapolis	Army 5, Navy 4 (11)
4/30/05	West Point	Army 3, Navy 0
5/1/05	West Point	Army 6, Navy 1
5/1/05	West Point	Army 11, Navy 5
5/2/05	West Point	Army 3, Navy 2
4/23/06	Baltimore, Md.	Army 4, Navy 0
4/23/06	Baltimore, Md.	Navy 2, Army 0
4/24/06	Annapolis	Army 4, Navy 1
4/24/06	Annapolis	Army 6, Navy 1
4/21/07	West Point	Army 3, Navy 2 (8)
4/21/07	West Point	Navy 6, Army 4
4/22/07	West Point	Army 1, Navy 0 (9)
4/22/07	West Point	Army 11, Navy 3
5/12/07	Easton, Pa.	Army 5, Navy 3
4/12/08	Annapolis	Army 14, Navy 3
4/13/08	Annapolis	Army 2, Navy 1 (8)
4/13/08	Annapolis	Army 10, Navy 2
4/14/08	Annapolis	Army 7, Navy 4
4/12/09	West Point	Army 9, Navy 6
4/12/09	West Point	Army 6, Navy 0 (8)
4/13/09	West Point	Army 11, Navy 5
4/13/09	West Point	Navy 12, Army 10
4/10/10	Annapolis	Army 8, Navy 6
4/10/10	Annapolis	Army 11, Navy 3
4/11/10	Annapolis	Navy 4, Army 2
4/11/10	Annapolis	Army 5, Navy 2
4/9/11	West Point	Army 3, Navy 0
4/9/11	West Point	Navy 4, Army 3
4/10/11	West Point	Navy 3, Army 2
4/10/11	West Point	Army 6, Navy 5 (10)
5/23/11	Annapolis	Navy 4, Army 3
5/23/11	Annapolis	Army 6, Navy 3
5/24/11	Annapolis	Navy 5, Army 3
3/31/12	Annapolis	Army 2, Navy 0
3/31/12	Annapolis	Army 6, Navy 2
4/1/12	Annapolis	Army 9, Navy 5 (9)
4/1/12	Annapolis	Army 7, Navy 2
3/31/13	West Point	Navy 7, Army 1
3/31/13	West Point	Navy 4, Army 2
4/1/13	West Point	Navy 15, Army 4
4/1/13	West Point	Army 14, Navy 7
5/11/13	Annapolis	Army 4, Navy 2
5/11/13	Annapolis	Army 7, Navy 3
4/26/14	Annapolis	Navy 4, Army 0
4/26/14	Annapolis	Army 2, Navy 1
4/27/14	Annapolis	Army 1, Navy 0
4/27/14	Annapolis	Army 5, Navy 4
4/25/15	West Point	Navy 2, Army 1
4/25/15	West Point	Navy 5, Army 3
4/26/15	West Point	Navy 3, Army 0
4/26/15	West Point	Army 3, Navy 2
4/23/16	Annapolis	Navy 3, Army 2
4/23/16	Annapolis	Navy 6, Army 2

Date	Site	Score
4/24/16	Annapolis	Navy 7, Army 3
4/24/16	Annapolis	Navy 3, Army 1
4/22/17	West Point	Navy 7, Army 3
4/22/17	West Point	Army 9, Navy 2
4/23/17	West Point	Navy 7, Army 2
4/23/17	West Point	Navy 10, Army 6
3/25/18	Baltimore, Md.	Army 5, Navy 3 (10)
3/25/18	Baltimore, Md.	Army 8, Navy 2
4/20/18	Boston, Mass.	Navy 4, Army 0
4/21/18	West Point	Navy 2, Army 1
4/21/18	West Point	Navy 8, Army 0
5/20/18	Annapolis	Army 8, Navy 5
5/21/18	Annapolis	Army 5, Navy 3
3/24/19	West Point	Navy 5, Army 2
3/24/19	West Point	Army 5, Navy 2
4/20/19	Annapolis	Navy 3, Army 0
4/20/19	Annapolis	Army 11, Navy 3
4/21/19	Annapolis	Army 7, Navy 5
5/17/19	Annapolis	Army 6, Navy 2
5/18/19	Annapolis	Navy 4, Army 2
5/19/19	Annapolis	Army 4, Navy 3
5/8/21	Pomona, N.Y.	Army 6, Navy 1
5/8/21	Pomona, N.Y.	Navy 8, Army 7
5/9/21	Pomona, N.Y.	Navy 10, Army 5 (8)
3/27/22	Annapolis	Army 7, Navy 0
3/27/22	Annapolis	Army 9, Navy 0
4/23/22	West Point	Army 9, Navy 3
4/23/22	West Point	Army 9, Navy 1
4/24/22	West Point	Navy 5, Army 0
4/3/23	West Point	Army 2, Navy 1 (10)
4/3/23	West Point	Army 5, Navy 0
4/22/23	Annapolis	Army 11, Navy 4
4/23/23	Annapolis	Army 3, Navy 2
4/23/23	Annapolis	Army 10, Navy 0 (8)

# 2024 NAVY BASEBALL

## PATRIOT LEAGUE TOURNAMENT HISTORY

Date	Site	Round	Opponent	Score
<b>1993</b>				
May 8	Bronx, N.Y.	Finals	Fordham	W, 11-1
May 8	Bronx, N.Y.	Finals	Fordham	L, 5-8
May 9	Bronx, N.Y.	Finals	Fordham	L, 2-6
<b>1994</b>				
May 8	Annapolis, Md.	Finals	Army	W, 8-4
May 8	Annapolis, Md.	Finals	Army	W, 7-6
<b>1996 (No. 3 seed)</b>				
May 4	Lewisburg, Pa.	Semifinals	No. 2 Lehigh	W, 10-0
May 4	Lewisburg, Pa.	Finals	No. 1 Bucknell	L, 6-10
May 5	Lewisburg, Pa.	Finals	No. 1 Bucknell	W, 8-5
May 5	Lewisburg, Pa.	Finals	No. 1 Bucknell	L, 7-12
<b>1997 (No. 2 seed)</b>				
May 4	West Point, N.Y.	Semifinals	No. 3 Bucknell	L, 4-9
<b>1998 (No. 1 seed)</b>				
May 2	Annapolis, Md.	Finals	No. 2 Bucknell	W, 11-3
May 3	Annapolis, Md.	Finals	No. 2 Bucknell	W, 8-6
<b>1999 (No. 2 seed)</b>				
May 17	Lewisburg, Pa.	Semifinals	No. 3 Holy Cross	W, 8-4
May 17	Lewisburg, Pa.	Finals	No. 1 Bucknell	W, 10-7
May 18	Lewisburg, Pa.	Finals	No. 1 Bucknell	L, 4-7
May 18	Lewisburg, Pa.	Finals	No. 1 Bucknell	W, 13-9
<b>2000 (No. 1 seed)</b>				
May 13	Annapolis, Md.	Finals	No. 3 Army	L, 4-13
May 14	Annapolis, Md.	Finals	No. 3 Army	L, 7-8 (10)
<b>2001 (No. 1 seed)</b>				
May 12	Annapolis, Md.	Finals	No. 2 Bucknell	L, 4-6
May 13	Annapolis, Md.	Finals	No. 2 Bucknell	L, 2-6
<b>2002 (No. 1 seed)</b>				
May 11	Annapolis, Md.	Finals	No. 2 Lehigh	W, 5-3
May 12	Annapolis, Md.	Finals	No. 2 Lehigh	W, 11-7
<b>2003 (No. 2 seed)</b>				
May 10	Lewisburg, Pa.	Semifinals	No. 3 Lehigh	W, 6-3
May 10	Lewisburg, Pa.	Finals	No. 1 Bucknell	W, 16-3
May 11	Lewisburg, Pa.	Finals	No. 1 Bucknell	L, 4-10
May 12	Lewisburg, Pa.	Finals	No. 1 Bucknell	L, 9-20
<b>2007 (No. 3 seed)</b>				
May 12	Easton, Pa.	Semifinals	No. 2 Army	L, 3-5
<b>2008 (No. 2 seed)</b>				
May 10	Annapolis, Md.	Semifinals	No. 3 Holy Cross	L, 0-6
May 10	Annapolis, Md.	Semifinals	No. 3 Holy Cross	W, 12-1
May 11	Annapolis, Md.	Semifinals	No. 3 Holy Cross	W, 9-5
May 16	Annapolis, Md.	Finals	No. 4 Bucknell	L, 6-7
May 17	Annapolis, Md.	Finals	No. 4 Bucknell	L, 7-8
<b>2011 (No. 1 seed)</b>				
May 14	Annapolis, Md.	Semifinals	No. 4 Bucknell	L, 0-1 (16)
May 14	Annapolis, Md.	Semifinals	No. 4 Bucknell	W, 6-1
May 15	Annapolis, Md.	Semifinals	No. 4 Bucknell	W, 6-0
May 23	Annapolis, Md.	Finals	No. 2 Army	W, 4-3
May 23	Annapolis, Md.	Finals	No. 2 Army	L, 3-6
May 24	Annapolis, Md.	Finals	No. 2 Army	W, 5-3
<b>2012 (No. 3 seed)</b>				
May 12	Worcester, Mass.	Semifinals	No. 2 Holy Cross	L, 0-1
May 12	Worcester, Mass.	Semifinals	No. 2 Holy Cross	L, 2-4 (10)
<b>2013 (No. 2 seed)</b>				
May 11	Annapolis, Md.	Semifinals	No. 3 Army	L, 2-4
May 11	Annapolis, Md.	Semifinals	No. 3 Army	L, 3-7
<b>2014 (No. 4 seed)</b>				
May 10	Lewisburg, Pa.	Semifinals	No. 1 Bucknell	L, 6-15
May 10	Lewisburg, Pa.	Semifinals	No. 1 Bucknell	L, 4-8
<b>2015 (No. 1 seed)</b>				
May 14	Annapolis, Md.	Semifinals	No. 4 Lafayette	L, 8-10
May 14	Annapolis, Md.	Semifinals	No. 4 Lafayette	W, 12-0
May 15	Annapolis, Md.	Semifinals	No. 4 Lafayette	W, 8-0
May 23	Annapolis, Md.	Finals	No. 2 Lehigh	L, 3-7
May 23	Annapolis, Md.	Finals	No. 2 Lehigh	W, 9-8 (11)
May 24	Annapolis, Md.	Finals	No. 2 Lehigh	L, 3-4 (10)
<b>2016 (No. 1 seed)</b>				
May 14	Annapolis, Md.	Semifinals	No. 4 Bucknell	L, 3-9
May 15	Annapolis, Md.	Semifinals	No. 4 Bucknell	W, 5-3
May 15	Annapolis, Md.	Semifinals	No. 4 Bucknell	W, 13-6
May 22	Annapolis, Md.	Finals	No. 2 Holy Cross	W, 2-1
May 23	Annapolis, Md.	Finals	No. 2 Holy Cross	L, 3-2
May 23	Annapolis, Md.	Finals	No. 2 Holy Cross	W, 1-0
<b>2017 (No. 1 seed)</b>				
May 13	Annapolis, Md.	Semifinals	No. 4 Bucknell	L, 1-4
May 14	Annapolis, Md.	Semifinals	No. 4 Bucknell	L, 0-5

NAVY IN THE PATRIOT LEAGUE TOURNAMENT	
Appearances	23
Overall	33-40
Home	24-23
Away	9-17
As a No. 1 Seed	20-18
As a No. 2 Seed	7-9
As a No. 3 Seed	2-7
As a No. 4 Seed	1-4
vs. Army	5-10
vs. Bucknell	10-18
vs. Holy Cross	7-5
vs. Lafayette	4-1
vs. Lehigh	6-4
vs. Fordham	1-2
PL Titles	7 (1994, 95*, 98, 99, 02, 11, 16)

\*No tournament held in 1995, Navy won championship with first-place finish in the regular season



# 2024 NAVY BASEBALL

## PATRIOT LEAGUE TOURNAMENT HISTORY

Date	Site	Round	Opponent	Score
<b>2018 (No. 1 seed)</b>				
May 12	Annapolis, Md.	Semifinals	No. 4 Holy Cross	L, 2-4
May 12	Annapolis, Md.	Semifinals	No. 4 Holy Cross	W, 4-0
May 13	Annapolis, Md.	Semifinals	No. 4 Holy Cross	W, 4-2
May 20	Annapolis, Md.	Finals	No. 2 Army	L, 5-8
May 21	Annapolis, Md.	Finals	No. 2 Army	L, 3-5
<b>2019 (No. 1 seed)</b>				
May 11	Annapolis, Md.	Semifinals	No. 4 Lafayette	W, 3-0
May 12	Annapolis, Md.	Semifinals	No. 4 Lafayette	W, 10-2 (12)
May 17	Annapolis, Md.	Finals	No. 3 Army	L, 2-6
May 18	Annapolis, Md.	Finals	No. 3 Army	W, 4-2
May 19	Annapolis, Md.	Finals	No. 3 Army	L, 3-4
<b>2021 (No. 4 seed)</b>				
May 15	Bethlehem, Pa.	Semifinals	No. 1 Lehigh	L, 5-10
May 15	Bethlehem, Pa.	Semifinals	No. 1 Lehigh	W, 3-1 (10)
May 16	Bethlehem, Pa.	Semifinals	No. 1 Lehigh	L, 0-5
<b>2023 (No. 3 seed)</b>				
May 13	Lewisburg, Pa.	Semifinals	No. 2 Bucknell	L, 0-2
May 13	Lewisburg, Pa.	Semifinals	No. 2 Bucknell	L, 6-7

PATRIOT LEAGUE TOURNAMENT HISTORY	
<b>PL Tournament Appearances</b>	
Navy	23
Army	20
Bucknell	20
Holy Cross	13
Lehigh	12
Lafayette	11
Fordham (no longer member)	1
<b>All-Time PL Championships</b>	
12 Army	(97, 00, 04, 05, 09, 12, 13, 18, 19, 21, 22, 23)
7 Navy	(94, 95, 98, 99, 02, 11, 16)
6 Bucknell	(96, 01, 03, 08, 10, 14)
3 Fordham*	(91, 92, 93)
2 Lehigh	(06, 15)
1 Holy Cross	(17)
1 Lafayette	(07)
<b>PL Tournament Champions</b>	
1991	No Tournament
1992	No Tournament
1993	Fordham
1994	Navy
1995	No Tournament
1996	Bucknell
1997	Army
1998	Navy
1999	Navy
2000	Army
2001	Bucknell
2002	Navy
2003	Bucknell
2004	Army
2005	Army
2006	Lehigh
2007	Lafayette
2008	Bucknell
2009	Army
2010	Bucknell
2011	Navy
2012	Army
2013	Army
2014	Bucknell
2015	Lehigh
2016	Navy
2017	Holy Cross
2018	Army
2019	Army
2020	No Tournament
2021	Army
2022	Army
2023	Army



# 2024 NAVY BASEBALL

## NCAA TOURNAMENT HISTORY

Date	Site	Round	Opponent	Score
<b>1948 - District II Playoffs</b>				
June 9	Easton, Pa.	Districts	Rutgers	W, 3-2 (11)
June 10	Easton, Pa.	Districts	Lafayette	L, 0-4
<b>1954 - District II Playoffs</b>				
June 4	Allentown, Pa.	Districts	St. John's	L, 2-4
<b>1979 - Northeast Regional</b>				
May 24	Annapolis, Md.	Regional	Connecticut	L, 4-5 (6 - rain)
May 26	Annapolis, Md.	Regional	Nebraska	L, 4-13
<b>1982 - Northeast Regional</b>				
May 28	Orono, Maine	Regional	Delaware	L, 3-4
May 29	Orono, Maine	Regional	Seton Hall	W, 15-5
May 30	Orono, Maine	Regional	Delaware	W, 3-1
May 30	Orono, Maine	Regional	Maine	L, 3-4
<b>1986 - Atlantic Regional</b>				
May 22	Coral Gables, Fla.	Regional	Georgia Tech	L, 8-9 (14)
May 24	Coral Gables, Fla.	Regional	Alabama	L, 1-4
<b>1995 - East Regional</b>				
May 25	Clemson, S.C.	Regional	Clemson	L, 4-8
May 26	Clemson, S.C.	Regional	Alabama	L, 0-6
<b>1999 - Tuscaloosa Regional</b>				
May 28	Tuscaloosa, Ala.	Regional	Alabama	L, 3-16
May 29	Tuscaloosa, Ala.	Regional	South Alabama	L, 0-10
<b>2002 - Winston-Salem Regional</b>				
May 31	Winston-Salem, N.C.	Regional	Richmond	L, 5-15
June 1	Winston-Salem, N.C.	Regional	George Washington	W, 6-4
June 1	Winston-Salem, N.C.	Regional	Wake Forest	L, 1-13
<b>2011 - Charlottesville Regional</b>				
June 3	Charlottesville, Va.	Regional	No. 1 Virginia	L, 0-6
June 4	Charlottesville, Va.	Regional	No. 27 East Carolina	L, 1-6
<b>2016 - Raleigh Regional</b>				
June 3	Raleigh, N.C.	Regional	No. 17 N.C. State	L, 13-8
June 4	Raleigh, N.C.	Regional	Saint Mary's	W, 8-5 (13)
June 5	Raleigh, N.C.	Regional	No. 17 N.C. State	L, 17-1

### NAVY IN THE NCAA TOURNAMENT

Appearances	10
Last Appearance	2016 (1-2)
Overall	5-18
Home	0-2
Away	---
Neutral	---
in May	---
in June	---
vs. Alabama	0-3
vs. Clemson	0-1
vs. Connecticut	0-1
vs. Delaware	1-1
vs. East Carolina	0-1
vs. George Washington	1-0
vs. Georgia Tech	0-1
vs. Lafayette	0-1
vs. Maine	0-1
vs. Nebraska	0-1
vs. N.C. State	0-2
vs. Richmond	0-1
vs. Rutgers	1-0
vs. St. John's	0-1
vs. Saint Mary's	1-0
vs. Seton Hall	1-0
vs. South Alabama	0-1
vs. Virginia	0-1
vs. Wake Forest	0-1



# 2024 NAVY BASEBALL

## ALL-TIME SERIES RECORDS

Opponent	W	L	T	First	Last	Streak
7th Regiment of N.Y.	3	2	0	1900	1904	W-2
<b>Air Force</b>	<b>32</b>	<b>30</b>	<b>0</b>	<b>1990</b>	<b>2023</b>	<b>L-1</b>
Alabama	0	3	0	1986	1999	L-3
American	11	2	1	1952	1986	L-1
Amherst	6	3	0	1908	1923	W-4
Arkansas	0	2	0	1997	2003	L-2
Arkansas State	0	1	0	2008	2008	L-1
<b>Army</b>	<b>129</b>	<b>128</b>	<b>0</b>	<b>1901</b>	<b>2023</b>	<b>L-5</b>
Atlantic Fleet	0	1	0	1910	1910	L-1
Bainbridge Train. Ctr.	0	1	0	1944	1944	L-1
Baltimore	15	3	1	1960	1981	W-1
Baltimore YMCA	2	0	0	1893	1894	W-2
Barry	0	2	0	1991	1991	L-2
Belmont Abbey	1	0	0	2008	2008	W-1
Boston College	1	6	0	1920	2005	L-6
Bowdoin	1	0	0	1922	1922	W-1
Bowie State	2	0	0	1993	1993	W-2
Bradley	0	1	0	2012	2012	L-1
Brandeis	2	0	0	1974	1974	W-2
Brockport State	3	0	0	1976	1977	W-3
Brooklyn	1	0	0	1944	1944	W-1
Brown	40	22	0	1948	2002	L-2
<b>Bucknell</b>	<b>94</b>	<b>83</b>	<b>1</b>	<b>1904</b>	<b>2023</b>	<b>L-5</b>
Buffalo	3	3	0	2005	2016	W-3
Butler	0	1	0	2002	2002	L-1
C.W. Post	1	1	0	1987	1993	W-1
Cal State-San Bernardino	1	1	0	1994	1994	L-1
Camp Lejeune	1	0	0	1961	1961	W-1
Carnegie Mellon	2	0	0	1922	1925	W-2
Catholic	28	7	1	1911	1999	W-2
Central Conn. State	15	14	0	2006	2022	L-1
Central Michigan	0	1	0	2011	2011	L-1
Charleston Southern	3	2	1	1995	2000	T-1
Chestnut Hill College	2	0	0	2015	2016	W-2
Chicago State	1	0	0	2011	2011	W-1
Christian Brothers	1	0	0	1991	1991	W-1
Clemson	0	1	0	1995	1995	L-1
Coast Guard	1	0	0	1960	1960	W-1
Colby	3	1	0	1949	1958	L-1
Colgate	7	2	1	1913	1994	W-4
College of Charleston	1	5	0	1995	2003	L-4
Columbia	57	21	2	1893	2000	W-4
Connecticut	1	6	0	1979	2003	L-2
<b>Coppin State</b>	<b>25</b>	<b>9</b>	<b>1</b>	<b>1992</b>	<b>2023</b>	<b>L-1</b>
Cornell	52	33	0	1902	2019	W-1
Creighton	1	7	0	1985	2003	L-7
Dartmouth	41	24	3	1907	2008	L-1
Delaware	21	9	0	1921	1995	W-2
<b>Delaware State</b>	<b>25</b>	<b>7</b>	<b>1</b>	<b>1980</b>	<b>2023</b>	<b>L-1</b>
Dickinson	14	1	0	1893	1920	W-14
Drag A.A.	1	0	0	1908	1908	W-1
Drexel	2	0	0	1961	1962	W-2
Duke	13	23	0	1925	2005	L-6
Duquesne	4	5	0	1999	2008	L-2
East Carolina	0	7	0	2000	2011	L-7
Eastern Illinois	3	0	0	2003	2012	W-3
<b>Elon</b>	<b>1</b>	<b>1</b>	<b>0</b>	<b>2023</b>	<b>2023</b>	<b>W-1</b>
Fairfield	2	0	0	1994	1994	W-2
Fairleigh Dickinson	1	1	0	1993	2020	W-1
Florida A&M	6	3	0	2006	2014	L-2
Florida Atlantic	0	2	0	1984	1990	L-2
Florida International	1	1	0	1984	1984	L-1
Florida Tech	0	1	0	1990	1990	L-1

Opponent	W	L	T	First	Last	Streak
Fordham	14	16	0	1912	1995	W-1
Fort Belvoir	1	1	0	1963	1964	L-1
Fort Meade	0	2	0	1960	1961	L-2
Franklin & Marshall	2	0	0	1927	1930	W-2
Fresno State	0	1	0	2001	2001	L-1
Gallaudet	9	1	0	1895	1918	W-8
Gannon	5	1	0	1988	1992	W-1
Gardner-Webb	0	4	0	2018	2019	L-4
George Mason	22	15	0	1975	2023	L-1
George Washington	26	15	0	1905	2013	L-2
<b>Georgetown</b>	<b>65</b>	<b>50</b>	<b>0</b>	<b>1893</b>	<b>2023</b>	<b>L-3</b>
Georgia	3	0	0	1907	1915	W-3
Georgia Tech	0	2	1	1921	1986	L-2
Gettysburg	36	8	0	1922	1992	W-23
Gonzaga	0	1	0	1999	1999	L-1
Guilford	1	0	0	1999	1999	W-1
Hampden-Sydney	3	0	0	1944	1946	W-3
Hartford	3	0	0	1996	2003	W-3
Harvard	29	57	1	1902	1991	L-9
<b>Holy Cross</b>	<b>88</b>	<b>52</b>	<b>0</b>	<b>1914</b>	<b>2023</b>	<b>W-7</b>
Hosei (Japan)	0	1	0	1931	1931	L-1
Howard	1	0	0	1995	1995	W-1
Illinois State	0	1	0	2012	2012	L-1
Indiana	1	3	0	1995	2013	L-1
Indiana State	2	1	0	1996	2006	W-1
<b>Iona</b>	<b>13</b>	<b>0</b>	<b>0</b>	<b>2007</b>	<b>2015</b>	<b>W-13</b>
Ithaca	1	1	0	1955	1961	W-1
Jacksonville	0	5	0	1997	2000	L-5
Jacksonville State	1	0	0	2011	2011	W-1
James Madison	1	0	0	1998	1998	W-1
Johns Hopkins	14	2	0	1893	1943	W-4
Kendall	2	0	0	1893	1894	W-2
Kent State	0	1	0	2000	2000	L-1
Kentucky	0	3	0	1995	2000	L-3
LSU	0	3	0	1982	1983	L-3
<b>Lafayette</b>	<b>100</b>	<b>50</b>	<b>2</b>	<b>1900</b>	<b>2023</b>	<b>W-2</b>
<b>Lehigh</b>	<b>98</b>	<b>53</b>	<b>0</b>	<b>1895</b>	<b>2023</b>	<b>W-2</b>
Lewis-Clark State	0	1	0	1996	1996	L-1
L'Hirondell Ath. Club	1	1	0	1911	1912	W-1
LIU	1	0	0	2013	2013	W-1
Longwood	4	1	0	2018	2019	W-2
Louisville	1	1	0	1995	1995	W-1
Loyola (La.)	1	0	0	1992	1992	W-1
Loyola (Md.)	7	2	2	1928	1978	W-1
Lycoming	3	0	0	1962	1964	W-3
Lynchburg	0	1	0	1999	1999	L-1
Maine	3	2	0	1957	2008	W-1
Marist	2	2	0	2017	2022	L-1
Maryland	50	41	2	1899	2022	L-13
<b>UMBC</b>	<b>24</b>	<b>29</b>	<b>0</b>	<b>1978</b>	<b>2023</b>	<b>L-2</b>
<b>Maryland Eastern Shore</b>	<b>35</b>	<b>6</b>	<b>0</b>	<b>1995</b>	<b>2023</b>	<b>L-1</b>
Maryland Athletic Club	6	3	0	1906	1914	W-4
Md. Off. Train. School	0	1	0	1919	1919	L-1
Massachusetts	7	4	0	2009	2023	W-1
Mass. Dartmouth	3	0	0	1981	1981	W-3
McDaniel	10	1	0	1909	1940	W-7
Memphis	3	8	0	1989	2006	W-1
Merchant Marine	13	1	0	1947	1992	W-2
Miami (Fla.)	0	1	0	1988	1988	L-1
Miami (Ohio)	0	1	0	2013	2013	L-1
Michigan	3	6	0	1935	1957	L-3
Minnesota	1	0	0	1993	1993	W-1
Mississippi	0	2	0	1988	1988	L-2

Opponent	W	L	T	First	Last	Streak
Missouri	0	2	0	2005	2007	L-2
Monmouth	10	9	0	1972	2014	W-1
Mount St. Joseph	7	0	0	1911	1918	W-7
<b>Mount St. Mary's</b>	<b>15</b>	<b>8</b>	<b>0</b>	<b>1913</b>	<b>2022</b>	<b>W-1</b>
Mount Washington	0	1	0	1909	1909	L-1
Muhlenberg	5	0	0	1945	1957	W-5
Naval Officer	1	0	0	1900	1900	W-1
Nebraska	0	1	0	1979	1979	L-1
New Jersey Tech	4	2	0	2016	2018	W-1
New Mexico	0	3	1	1996	2001	L-2
New Mexico State	0	1	0	1996	1996	L-1
New York Tech	9	2	1	2008	2017	W-5
New York University	8	3	0	1912	1973	W-4
Nicholls State	2	3	0	1982	1992	L-2
Norfolk State	2	1	0	2013	2013	W-1
North Carolina	10	12	0	1905	1999	L-3
North Carolina A&T	7	2	0	2012	2016	W-3
N.C. Central	2	2	0	2010	2017	W-1
UNC Wilmington	0	3	0	1997	2023	L-3
N.C. State	4	8	1	1909	2016	L-6
North Dakota State	0	1	0	2013	2013	L-1
N.C. Pre-Flight	1	2	0	1943	1945	W-1
North Florida	0	2	0	2002	2003	L-2
Northwestern	1	0	0	2012	2012	W-1
Notre Dame	3	8	1	1913	2003	L-2
Nova Southeastern	1	1	0	1989	1990	L-1
Ohio	0	1	0	2023	2023	L-1
Ohio State	1	2	0	1930	2000	W-1
Old Dominion	2	7	0	2002	2006	L-2
Oswego State	8	0	0	1979	1986	W-8
Pace	2	1	0	2004	2004	W-2
Pastimes	2	0	0	1893	1893	W-2
Penn	57	37	3	1900	2014	W-2
<b>Penn State</b>	<b>35</b>	<b>33</b>	<b>1</b>	<b>1903</b>	<b>2020</b>	<b>W-1</b>
Pittsburgh	18	5	0	1915	2009	W-2
Pittsburgh-Johnstown	3	0	0	1973	1977	W-3
Point Loma Nazarene	0	1	0	2004	2004	L-1
Portland	0	2	0	1999	2001	L-2
Presbyterian	0	3	0	2011	2011	L-3
<b>Princeton</b>	<b>70</b>	<b>52</b>	<b>0</b>	<b>1893</b>	<b>2023</b>	<b>W-4</b>
Providence	1	3	0	1997	1997	L-1
Purdue	2	1	0	1988	1991	L-1
Quantico	1	0	0	1959	1959	W-1
Quinnipiac	3	1	0	2014	2014	W-1
Radford	0	2	0	1993	1993	L-2
Randolph-Macon	1	0	0	1907	1907	W-1
Reading	1	0	0	1921	1921	W-1
Rhode Island	2	0	0	2002	2008	W-2
Rhodes (Miss.)	4	0	0	1988	1992	W-4
Richmond	19	13	0	1923	2002	L-4
Rider	5	2	0	1949	2018	W-3
Rochester	3	1	0	1978	1979	W-2
Rutgers	9	3	0	1909	2016	W-3
Saint Mary's (Calif.)	1	0	0	2016	2016	W-1
San Diego	0	2	0	2004	2004	L-2
Savannah State	1	1	0	2005	2005	L-1
Seton Hall	7	3	0	1963	1999	W-1
Siena	3	0	0	1981	1983	W-3
South Alabama	0	1	0	1999	1999	L-1
South Carolina	1	0	0	1920	1920	W-1
Southeastern Louisiana	2	1	0	1983	1992	L-1
Southern	1	0	0	1992	1992	W-1
Southern Conn. State	3	3	0	1962	1975	L-2



# 2024 NAVY BASEBALL

## ALL-TIME SERIES RECORDS

Opponent	W	L	T	First	Last	Streak
Southern Miss	1	2	1	1982	1983	T-1
Sparrows Point	0	1	1	1907	1907	T-1
Spring Hill	1	0	0	1928	1928	W-1
Springfield	1	1	1	1927	1948	W-1
St. Francis (N.Y.)	1	1	0	1993	1994	W-1
St. John's (Md.)	31	3	0	1894	1923	W-8
St. John's (N.Y.)	0	1	1	1954	1965	T-1
St. Mary's (Md.)	1	0	0	1994	1994	W-1
St. Thomas (Fla.)	6	9	0	1984	1991	L-1
Stetson	0	2	0	2002	2002	L-2
Stevens	2	0	0	1926	1944	W-2
Susquehanna	1	0	0	2017	2017	W-1
Swarthmore	13	1	0	1911	1946	W-11
Syracuse	22	5	0	1904	1972	W-8
Temple	11	9	0	1930	2004	L-2
The Citadel	3	3	0	1995	2000	L-2
Towson	29	10	2	1969	2021	W-4
Trinity (Conn.)	5	2	0	1910	1963	W-2
Tufts	0	2	0	1915	1916	L-2
Tulane	0	3	0	1982	1983	L-3
Ursinus	5	0	0	1919	1946	W-5
USS Iowa	1	0	0	1906	1906	W-1
Valparaiso	0	1	0	2013	2013	L-1
Vermont	14	11	1	1923	1985	W-1
Villanova	30	9	2	1920	2019	W-2
<b>Virginia</b>	<b>10</b>	<b>17</b>	<b>0</b>	<b>1904</b>	<b>2023</b>	<b>L-8</b>
VCU	1	0	0	1979	1979	W-1
VMI	4	2	0	1907	2005	L-2
Virginia Tech	2	1	0	1908	2005	L-1
Wagner	0	1	0	1976	1976	L-1
Wake Forest	2	1	0	1930	2018	W-1
Walbrook	3	0	0	1907	1909	W-3
Washington	1	1	0	1996	1996	L-1
Washington College (Md.)	4	0	0	1923	2014	W-4
Washington & Lee	6	12	0	1904	1951	L-1
Washington State	0	1	0	1996	1996	L-1
Washington YMCA	0	1	0	1893	1893	L-1
Wesleyan	1	0	0	1991	1991	W-1
West Chester	9	7	0	1948	1995	W-1
West Virginia	18	14	0	1899	1998	L-3
West Virginia Wesleyan	2	0	0	1915	1924	W-2
Westminster (Pa.)	1	0	0	1984	1984	W-1
Widener	1	0	0	1991	1991	W-1
William & Mary	19	7	0	1922	1981	W-3
William Paterson	1	1	0	1997	1997	W-1
Williams	2	0	0	1917	1921	W-2
Winthrop	1	0	0	1909	1909	W-1
Wofford	0	1	0	2017	2017	L-1
Wright State	0	2	0	1994	1994	L-2
Xavier (La.)	0	1	0	1992	1992	L-1
Yale	49	30	1	1894	2016	T-1

2024 Opponents in bold



# 2024 NAVY BASEBALL

## YEAR-BY-YEAR RESULTS

### 1893 (6-4)

Head Coach: unknown  
Captain: unknown

COLUMBIA	W	8-2
PRINCETON	L	4-6
PASTIMES	W	10-7
BALTIMORE YMCA	W	8-5
DICKINSON	L	9-10
WASHINGTON YMCA	L	4-6
GEORGETOWN	L	7-26
KENDALL	W	7-5
PASTIMES	W	12-6
JOHNS HOPKINS	W	13-8

### 1894 (6-1)

Head Coach: unknown  
Captain: unknown

COLUMBIA	L	8-18
YALE	W	4-3
GEORGETOWN	W	9-0
ST. JOHN'S (MD.)	W	14-12
KENDALL	W	5-3
COLUMBIA	W	4-0
BALTIMORE YMCA	W	17-16

### 1895 (3-2)

Head Coach: unknown  
Captain: unknown

GALLAUDET	W	11-6
JOHNS HOPKINS	W	12-7
LEHIGH	L	13-15
GEORGETOWN	L	1-32
ST. JOHN'S (MD.)	W	10-6

### 1896-1898

No games

### 1899 (3-3)

Head Coach: unknown  
Captain: unknown

ST. JOHN'S (MD.)	W	13-5
ST. JOHN'S (MD.)	W	6-2
GALLAUDET	L	11-13
WEST VIRGINIA	L	7-8
MARYLAND	L	4-11
MARYLAND	W	3-1

### 1900 (4-3)

Head Coach: unknown  
Captain: unknown

LAFAYETTE	W	11-7
NAVAL OFFICER	W	13-0
MARYLAND	L	5-11
MARYLAND	W	10-6
GALLAUDET	W	9-3
PENN	L	5-10
7TH REGIMENT OF N.Y.	L	5-13

### 1901 (4-3)

Head Coach: Hildebrant  
Captain: unknown

MARYLAND	W	18-4
LAFAYETTE	W	9-6
GEORGETOWN	L	0-5
PENN	L	10-20
GALLAUDET	W	13-2
7TH REGIMENT OF N.Y.	W	4-1
ARMY	L	3-4

### 1902 (5-7)

Head Coach: unknown  
Captain: unknown

JOHNS HOPKINS	W	17-8
LAFAYETTE	L	4-5
MARYLAND	W	10-1
CORNELL	L	6-10
GALLAUDET	W	11-3
HARVARD	L	7-13
HARVARD	L	5-17
GEORGETOWN	L	3-7
PENN	W	9-8
WEST VIRGINIA	L	3-5
7TH REGIMENT OF N.Y.	L	7-10
at Army	W	5-3

### 1903 (5-7)

Head Coach: unknown  
Captain: unknown

LAFAYETTE	W	3-2
PENN	W	5-3
CORNELL	L	2-7
7TH REGIMENT OF N.Y.	W	8-1
YALE	L	0-1
PENN STATE	L	0-1
HARVARD	L	3-15
HARVARD	L	3-10
GEORGETOWN	L	0-1
ST. JOHN'S (MD.)	L	2-3
DICKINSON	W	7-6
WEST VIRGINIA	W	9-2

### 1904 (10-8)

Head Coach: unknown  
Captain: unknown

GALLAUDET	W	21-5
MARYLAND	W	4-2
COLUMBIA	W	15-1
CORNELL	L	2-6
CORNELL	L	3-6
LAFAYETTE	W	5-1
SYRACUSE	L	1-11
PENN	L	0-1
BUCKNELL	W	8-2
VIRGINIA	W	4-3
ST. JOHN'S (MD.)	W	6-4
HARVARD	L	2-10
WASHINGTON & LEE	W	2-1
MARYLAND	L	5-9
7TH REGIMENT OF N.Y.	W	10-2
GEORGETOWN	L	1-20
ARMY	L	2-8
MARYLAND	W	13-1

### 1905 (7-3-1)

Head Coach: unknown  
Captain: unknown

GEORGE WASHINGTON	W	6-5
PENN STATE	L	0-11
VIRGINIA	L	0-1
SYRACUSE	W	6-3
MARYLAND	W	5-0
DICKINSON	W	7-1
NORTH CAROLINA	W	1-0
BUCKNELL	W	2-1
MARYLAND	T	7-7
GEORGETOWN	L	4-5
at Army	W	9-5

### 1906 (12-5-1)

Head Coach: unknown  
Captain: unknown

GEORGE WASHINGTON	W	17-0
ST. JOHN'S (MD.)	T	2-2
WEST VIRGINIA	W	9-5
JOHNS HOPKINS	W	9-1
PRINCETON	L	1-3
COLUMBIA	L	5-7
SYRACUSE	W	9-0
USS IOWA	W	7-4
HARVARD	L	2-4
NORTH CAROLINA	W	7-6
GEORGETOWN	W	7-6
BUCKNELL	W	11-3
WASHINGTON & LEE	L	5-7
ST. JOHN'S (MD.)	W	5-1
DICKINSON	W	5-3
MARYLAND	W	12-4
MARYLAND ATH. CLUB	W	10-3
ARMY	L	5-8

### 1907 (14-8-2)

Head Coach: unknown  
Captain: unknown

ST. JOHN'S (MD.)	W	35-2
COLUMBIA	T	4-4
YALE	L	1-4
CORNELL	L	2-12
SYRACUSE	W	3-2
GALLAUDET	W	7-0
VMI	W	8-3
DARTMOUTH	L	2-8
LAFAYETTE	L	2-9
HARVARD	W	3-2
HARVARD	L	2-8
HARVARD	L	0-4
JOHNS HOPKINS	W	3-1
GEORGIA	W	4-1
ST. JOHN'S (MD.)	W	5-3
MARYLAND ATH. CLUB	W	3-1
MARYLAND	W	7-1
RANDOLPH-MACON	W	5-1
WALBROOK	W	2-0
PENN	W	5-4
DICKINSON	W	4-2
SPARROWS POINT	L	3-6
SPARROWS POINT	T	4-4
at Army	L	5-6

### 1908 (20-3)

Head Coach: unknown  
Captain: unknown

GALLAUDET	W	11-3
ST. JOHN'S (MD.)	W	7-1
CORNELL	W	4-3
MARYLAND	W	3-2
AMHERST	W	6-5
ST. JOHN'S (MD.)	W	7-5
BUCKNELL	W	1-0
LEHIGH	W	10-8
HARVARD	L	0-7
HARVARD	W	5-3
PENN	W	2-0
ST. JOHN'S (MD.)	W	7-0
NORTH CAROLINA	L	4-6
GEORGETOWN	L	1-3
DICKINSON	W	9-0
VIRGINIA TECH	W	11-3
MARYLAND	W	4-3
ST. JOHN'S (MD.)	W	5-1
WEST VIRGINIA	W	4-0
DRAG A.A.	W	10-3
MARYLAND	W	4-3
WALBROOK	W	5-2
ARMY	W	16-5

### 1909 (11-12)

Head Coach: unknown  
Captain: unknown

ST. JOHN'S (MD.)	L	5-7
GALLAUDET	W	17-1
MARYLAND	W	7-1
PENN STATE	L	3-9
AMHERST	L	0-4
CORNELL	L	4-6
COLUMBIA	W	12-1
BUCKNELL	L	0-4
MCDANIEL	W	6-1
PENN	L	0-1
MARYLAND	L	0-2
N.C. STATE	L	0-5
WEST VIRGINIA	L	3-7
ST. JOHN'S (MD.)	W	3-1
MOUNT WASHINGTON	L	4-13
RUTGERS	W	12-3
WINTHROP	W	10-0
ST. JOHN'S (MD.)	W	3-2
DICKINSON	W	4-3
MARYLAND ATH. CLUB	L	3-8
WALBROOK	W	5-1
DICKINSON	W	1-0
at Army	L	3-7

### 1910 (7-9-1)

Head Coach: unknown  
Captain: unknown

ST. JOHN'S (MD.)	W	6-5
CORNELL	W	2-1
TRINITY (CONN.)	L	0-1
AMHERST	L	2-5
MARYLAND	W	7-0
PENN	L	0-10
NORTH CAROLINA	W	1-0
N.C. STATE	T	1-1
WEST VIRGINIA	W	2-0
ATLANTIC FLEET	L	2-9
ST. JOHN'S (MD.)	L	0-1
PENN STATE	L	1-4
DICKINSON	W	8-1
ST. JOHN'S (MD.)	W	5-4
MARYLAND ATH. CLUB	L	1-8
GEORGETOWN	L	1-5
ARMY	L	0-2

### 1911 (13-7-1)

Head Coach: unknown  
Captain: unknown

ST. JOHN'S (MD.)	W	4-3
PENN	L	3-18
AMHERST	W	5-3
MARYLAND	T	1-1
PENN STATE	L	1-9
RUTGERS	W	10-0
BUCKNELL	W	2-0
HARVARD	W	5-4
ST. JOHN'S (MD.)	W	1-0
WEST VIRGINIA	L	3-6
CATHOLIC	W	4-3
MOUNT ST. JOSEPH	W	3-2
SWARTHMORE	W	6-0
ST. JOHN'S (MD.)	W	2-1
MARYLAND ATH. CLUB	L	1-4
DICKINSON	W	2-0
MARYLAND ATH. CLUB	W	8-3
MOUNT ST. JOSEPH	W	1-0
GEORGETOWN	L	4-5
L'HIRONDELL ATH. CLUB	L	3-7
at Army	L	1-7

### 1912 (15-5)

Head Coach: unknown  
Captain: unknown

MARYLAND	W	5-3
PENN	L	3-4
ST. JOHN'S (MD.)	W	5-0
GEORGETOWN	L	4-7
COLUMBIA	W	4-0
AMHERST	L	2-4
FORDHAM	W	13-0
MCDANIEL	W	6-0
NORTH CAROLINA	W	1-0
JOHNS HOPKINS	W	4-2
GEORGIA	W	2-0
WEST VIRGINIA	W	17-2
NEW YORK UNIV.	W	14-4
ST. JOHN'S (MD.)	W	12-0
BUCKNELL	W	8-7
CATHOLIC	L	0-1
MOUNT ST. JOSEPH	W	4-3
MARYLAND ATH. CLUB	W	4-3
L'HIRONDELL ATH. CLUB	W	10-2
ARMY	L	7-8

### 1913 (12-5)

Head Coach: unknown  
Captain: unknown

MARYLAND	L	2-3
PENN	W	6-0
GEORGETOWN	W	8-5
COLGATE	W	3-2
AMHERST	W	5-0
CORNELL	W	4-0
ST. JOHN'S (MD.)	L	0-5
DICKINSON	W	5-4
N.C. STATE	W	3-1
VIRGINIA	W	10-4
CATHOLIC	L	0-4
GEORGETOWN	W	9-1
JOHNS HOPKINS	L	0-1
MOUNT ST. MARYS	W	12-0
NOTRE DAME	W	7-1
MARYLAND ATH. CLUB	W	4-3
at Army	L	1-2

### 1914 (11-8)

Head Coach: unknown  
Captain: unknown

SWARTHMORE	W	13-8
PENN	W	4-2
AMHERST	W	7-1
HOLY CROSS	L	5-6
LEHIGH	W	13-1
WEST VIRGINIA	L	2-4
HARVARD	L	5-10
NORTH CAROLINA	W	7-1
JOHNS HOPKINS	W	7-3
DICKINSON	W	19-2
GEORGETOWN	L	5-8
CATHOLIC	L	2-7
MARYLAND ATH. CLUB	W	18-5
MARYLAND	W	3-0
NOTRE DAME	L	2-4
ST. JOHN'S (MD.)	W	3-0
GEORGETOWN	L	4-5
MOUNT ST. JOSEPH	W	6-2
ARMY	L	2-8



# 2024 NAVY BASEBALL

## YEAR-BY-YEAR RESULTS

### 1915 (16-7)

Head Coach: unknown  
Captain: unknown

W. VIRGINIA WESLEYAN	W	13-0
PENN	W	3-0
PENN STATE	L	1-4
HOLY CROSS	W	4-1
YALE	L	5-6
CORNELL	W	3-2
COLGATE	L	8-9
WEST VIRGINIA	W	14-2
ST. JOHNS (MD.)	W	8-5
TUFTS	L	4-6
HARVARD	L	11-12
NORTH CAROLINA	L	2-8
GEORGIA	W	11-6
N.C. STATE	W	6-3
DICKINSON	W	20-0
PITTSBURGH	W	7-2
ST. JOHNS (MD.)	W	22-0
CATHOLIC	W	4-2
NOTRE DAME	W	5-2
CATHOLIC	W	5-4
GEORGETOWN	W	6-2
MOUNT ST. JOSEPH	W	5-4
at Army	L	5-6

### 1916 (18-6)

Head Coach: unknown  
Captain: unknown

PENN	W	2-0
MARYLAND	W	9-3
AMHERST	W	1-0
LAFAYETTE	W	5-1
GEORGETOWN	L	4-6
CORNELL	W	5-2
TUFTS	L	1-4
COLGATE	L	1-2
HARVARD	L	3-4
HOLY CROSS	W	8-4
LEHIGH	L	1-8
TRINITY (CONN.)	W	8-1
NORTH CAROLINA	W	13-2
VMI	W	16-2
N.C. STATE	W	4-2
BUCKNELL	W	6-1
CATHOLIC	W	2-1
PITTSBURGH	W	1-0
JOHNS HOPKINS	W	8-6
GEORGETOWN	W	3-1
ST. JOHNS (MD.)	W	5-0
CATHOLIC	W	7-4
MOUNT ST. JOSEPH	W	2-1
ARMY	L	3-13

### 1917 (1-2)

Head Coach: unknown  
Captain: unknown

SYRACUSE	L	3-8
HOLY CROSS	L	2-4
WILLIAMS	W	9-2

### 1918 (12-3)

Head Coach: unknown  
Captain: unknown

HOLY CROSS	L	1-3
FORDHAM	W	5-3
MARYLAND	W	6-5
GEORGETOWN	W	4-1
SWARTHMORE	L	0-5
JOHNS HOPKINS	W	11-0
N.C. STATE	L	2-5
WEST VIRGINIA	W	12-4
ST. JOHNS (MD.)	W	16-2

GEORGETOWN	W	18-0
MOUNT ST. MARY'S	W	15-0
COLGATE	W	15-6
CATHOLIC	W	5-0
GALLAUDET	W	9-3
MOUNT ST. JOSEPH	W	6-0

### 1919 (9-2)

Head Coach: unknown  
Captain: unknown

MOUNT ST. MARY'S	W	4-2
DICKINSON	W	16-0
MARYLAND	L	2-5
FORDHAM	W	9-6
SWARTHMORE	W	5-4
N.C. STATE	W	5-3
VMI	W	4-0
JOHNS HOPKINS	W	23-10
MD. OFF. TRAINING	L	3-6
URSINUS	W	17-3
at Army	W	10-6

### 1920 (14-1)

Head Coach: unknown  
Captain: unknown

PRINCETON	W	6-5
PENN STATE	W	6-5
BOSTON COLLEGE	W	9-2
MOUNT ST. MARY'S	W	12-0
HARVARD	W	3-1
GEORGETOWN	L	3-9
CATHOLIC	W	5-4
SOUTH CAROLINA	W	6-1
WASHINGTON & LEE	W	8-6
MARYLAND	W	4-1
SWARTHMORE	W	7-0
URSINUS	W	9-1
DICKINSON	W	16-1
VILLANOVA	W	8-4
ARMY	W	11-1

### 1921 (10-6-1)

Head Coach: unknown  
Captain: unknown

PRINCETON	W	3-2
PENN	W	10-6
DARTMOUTH	L	6-13
PENN STATE	L	1-4
WILLIAMS	W	15-1
MOUNT ST. MARY'S	W	20-2
LAFAYETTE	W	4-3
GEORGIA TECH	T	2-2
WEST VIRGINIA	L	1-4
JOHNS HOPKINS	L	0-3
MARYLAND	W	11-8
DELAWARE	W	9-2
SWARTHMORE	W	3-1
READING	W	14-0
CATHOLIC	L	3-4
ST. JOHNS (MD.)	W	5-0
at Army	L	7-8

### 1922 (13-5)

Head Coach: William Lush  
Captain: unknown

BOWDOIN	W	7-6
MARYLAND	W	7-4
DARTMOUTH	W	10-2
CORNELL	L	4-5
HOLY CROSS	L	2-5
SYRACUSE	W	3-2
DELAWARE	W	13-4
GEORGIA TECH	L	1-13
CARNEGIE MELLON	W	8-2

WEST VIRGINIA	W	9-2
WILLIAM & MARY	W	10-7 (6)
PENN	L	3-8
JOHNS HOPKINS	W	3-1
SWARTHMORE	W	7-6
at Catholic	W	12-4
GETTYSBURG	L	0-7
ST. JOHNS (MD.)	W	7-2
ARMY	W	8-6

### 1923 (13-8)

Head Coach: Ens. Blakeslee  
Captain: unknown

SYRACUSE	W	14-10
at N.C. State	L	2-8
at North Carolina	W	5-4 (8)
at Richmond	W	6-2
AMHERST	W	3-0 (8)
VERMONT	W	8-4
WASHINGTON (MD.)	W	10-3
HARVARD	L	4-7
WILLIAM & MARY	W	18-7 (8)
JOHNS HOPKINS	W	16-7
CATHOLIC	W	2-0
WEST VIRGINIA	L	1-3
WASHINGTON & LEE	L	3-7
PITTSBURGH	L	10-12
GEORGETOWN	L	0-5
at Penn	L	4-5
MARYLAND	W	7-6
GETTYSBURG	W	8-4
DELAWARE	W	17-3
ST. JOHNS (MD.)	W	13-3
at Army	L	5-8

### 1924 (9-3-1)

Head Coach: C.A. Bender  
Captain: unknown

VERMONT	L	4-8
GEORGETOWN	W	4-3
NEW YORK UNIV.	L	2-7
HARVARD	W	4-2
PENN STATE	W	1-0
WEST VIRGINIA	W	14-2
JOHNS HOPKINS	W	13-9
WASHINGTON & LEE	L	2-7
PITTSBURGH	W	7-1
SWARTHMORE	W	4-0
W. VIRGINIA WESLEYAN	W	5-2
at Penn	T	2-2 (8)
ARMY	W	5-3

### 1925 (9-8)

Head Coach: C.A. Bender  
Captain: unknown

RICHMOND	L	5-8
VERMONT	L	7-12
CARNEGIE MELLON	W	12-7 (8)
at Duke	W	4-1
BUCKNELL	L	8-10
BOSTON COLLEGE	L	3-4
HARVARD	L	2-4
WEST VIRGINIA	L	5-7
GEORGETOWN	W	10-2
VIRGINIA	W	11-5
CATHOLIC	L	4-7
DELAWARE	W	11-10
WASHINGTON & LEE	L	3-4
GETTYSBURG	W	4-3
VILLANOVA	W	10-1
SWARTHMORE	W	3-1
at Army	W	13-7

### 1926 (9-9)

Head Coach: C.A. Bender  
Captain: unknown

RICHMOND	W	11-2
YALE	L	10-18
VERMONT	W	6-2
FORDHAM	L	1-14
STEVENS	W	21-7
CATHOLIC	W	10-4
HARVARD	L	6-14
MARYLAND	W	10-2
DUKE	L	6-11
WEST VIRGINIA	L	5-8
GETTYSBURG	W	14-1
at Penn State	W	12-10
WASHINGTON & LEE	L	4-5
GEORGETOWN	L	0-8
DELAWARE	W	11-5
SWARTHMORE	W	8-1
MOUNT ST. MARY'S	L	3-4
ARMY	L	5-6

### 1927 (8-4-1)

Head Coach: C.A. Bender  
Captain: unknown

RICHMOND	L	8-15
SPRINGFIELD	T	3-3 (9)
VERMONT	W	3-1
LEHIGH	W	7-4
BOSTON COLLEGE	L	8-15
HARVARD	L	7-12
FORDHAM	L	1-6
FRANKLIN & MARSHALL	W	11-6
SWARTHMORE	W	16-2
at Lafayette	W	9-7
GETTYSBURG	W	6-5
CATHOLIC	W	7-1
at Army	W	8-2

### 1928 (7-10)

Head Coach: C.A. Bender  
Captain: unknown

SPRINGFIELD	L	4-13 (8)
BUCKNELL	W	9-8
VERMONT	L	1-8
YALE	L	8-12
FORDHAM	L	5-9
SPRING HILL	W	11-9
WILLIAM & MARY	L	2-5 (7)
SWARTHMORE	W	10-3
DUKE	L	0-5
VIRGINIA	W	7-6
GEORGETOWN	L	6-7 (10)
MARYLAND	L	4-7
CATHOLIC	W	9-0
MCDANIEL	W	13-2
MOUNT ST. MARY'S	W	2-0
LOYOLA (MD.)	L	0-2
ARMY	L	6-9

### 1929 (10-5-1)

Head Coach: E.F. Mohler  
Captain: unknown

PENN STATE	W	8-5
VERMONT	W	14-1
YALE	L	9-13
RICHMOND	W	10-5
MARYLAND	W	11-10
MCDANIEL	L	1-8
WASHINGTON & LEE	W	11-2
DUKE	W	6-4
CATHOLIC	W	5-2
at Penn State	L	4-10
WILLIAM & MARY	W	9-2 (7)

GEORGETOWN	L	5-8
MCDANIEL	W	8-2
MOUNT ST. MARY'S	W	4-3
LOYOLA (MD.)	T	2-2 (12)
NOTRE DAME	L	4-6

### 1930 (13-5)

Head Coach: E.F. Mohler  
Captain: unknown

FRANKLIN & MARSHALL	W	20-3
VERMONT	W	12-7 (7)
YALE	L	4-8 (7)
at Duke	L	6-12
PENN	W	14-9
FORDHAM	W	5-2
LEHIGH	W	10-8
VILLANOVA	W	6-5
WASHINGTON & LEE	W	7-4
VIRGINIA	W	5-2
DUKE	W	8-7 (10)
RICHMOND	L	6-13
WAKE FOREST	W	15-8
WILLIAM & MARY	W	14-0
GEORGETOWN	W	5-3
MARYLAND	W	6-3
TEMPLE	L	5-13
OHIO STATE	L	7-10

### 1931 (8-9)

Head Coach: E.F. Mohler  
Captain: unknown

LEHIGH	L	5-6 (12)
PENN	L	3-10
FORDHAM	W	12-8
HARVARD	L	3-4
LAFAYETTE	W	7-2
WASHINGTON & LEE	L	7-9
TEMPLE	W	16-4
DUKE	W	13-8
RICHMOND	W	13-4
at Notre Dame	L	2-5
WILLIAM & MARY	W	6-4
MCDANIEL	W	32-5
HOSEI (JAPAN)	L	4-9
GETTYSBURG	W	16-10
MARYLAND	L	2-6
MOUNT ST. MARY'S	L	7-12 (11)
OHIO STATE	L	7-10

### 1932 (5-6)

Head Coach: E.F. Mohler  
Captain: unknown

VERMONT	L	8-9
MCDANIEL	W	11-6
WASHINGTON & LEE	L	6-13
WEST VIRGINIA	L	3-16
WILLIAM & MARY	L	3-7
GEORGETOWN	W	6-5
at Columbia	L	2-7
VIRGINIA	L	2-16
TEMPLE	W	4-3
MOUNT ST. MARY'S	W	5-4
MARYLAND	W	11-4



# 2024 NAVY BASEBALL

## YEAR-BY-YEAR RESULTS

### 1933 (6-7)

Head Coach: Lt. A.K. Doyle  
Captain: unknown

VERMONT	W	8-7
RICHMOND	L	5-14
LAFAYETTE	W	3-1
PENN STATE	L	2-4
at Virginia	L	1-3
TEMPLE	W	11-6
WEST VIRGINIA	W	7-2
GETTYSBURG	L	4-10
WASHINGTON & LEE	L	8-12 (10)
WILLIAM & MARY	W	4-3
NORTH CAROLINA	L	3-11
MARYLAND	L	6-10
at Army	W	8-4 (7)

### 1934 (7-8)

Head Coach: Lt. J.G. F.W. Fenno  
Captain: unknown

CORNELL	L	0-6 (6)
VERMONT	W	6-5
VIRGINIA	L	0-2
LAFAYETTE	L	2-6
GETTYSBURG	L	5-12
TEMPLE	L	1-5
GEORGETOWN	W	6-4
MARYLAND	L	3-8
at Richmond	L	4-7
WASHINGTON & LEE	W	11-8
PENN STATE	W	4-3 (11)
NORTH CAROLINA	L	1-4
WILLIAM & MARY	W	7-5
MOUNT ST. MARY'S	W	6-3
ARMY	W	4-2

### 1935 (3-12-1)

Head Coach: Lt. J.G. F.W. Fenno  
Captain: unknown

HARVARD	T	3-3
VERMONT	W	1-0
MICHIGAN	L	1-3
PENN STATE	L	0-4
WILLIAM & MARY	L	8-9
LAFAYETTE	W	11-4
GETTYSBURG	L	3-6
MARYLAND	L	2-5
DUKE	L	0-3
VIRGINIA	L	0-1
GEORGETOWN	W	5-3
TEMPLE	L	1-6
at Washington & Lee	L	8-10
at Washington & Lee	L	2-3 (10)
NORTH CAROLINA	L	8-11
at Army	L	4-10

### 1936 (6-9)

Head Coach: Lt. S.T. Cloughley  
Captain: unknown

DARTMOUTH	L	5-11 (6)
VERMONT	L	0-3
PENN STATE	W	2-1 (10)
BOSTON COLLEGE	L	6-10
RICHMOND	L	2-5
VIRGINIA	W	2-1
LAFAYETTE	W	9-8 (10)
MARYLAND	L	1-9
TEMPLE	W	6-5
GEORGETOWN	L	8-12
DUKE	L	1-17
WASHINGTON & LEE	L	6-17
GETTYSBURG	W	4-3
at Princeton	L	0-5
ARMY	W	11-10

### 1937 (8-8)

Head Coach: M.G. Karow  
Captain: unknown

VERMONT	L	4-5
PENN STATE	L	1-6
HARVARD	W	12-10
PRINCETON	L	2-7
GETTYSBURG	W	6-5
MICHIGAN	W	8-2
VIRGINIA	L	0-7
MARYLAND	L	4-16
at William & Mary	W	8-7
WEST VIRGINIA	W	14-3
TEMPLE	W	6-2
MCDANIEL	W	16-8
RICHMOND	W	17-0
LAFAYETTE	L	8-9
GEORGETOWN	L	3-7
at Army	L	3-8

### 1938 (9-6)

Head Coach: Max Bishop  
Captain: unknown

VERMONT	L	0-1
DARTMOUTH	W	7-2
HARVARD	L	4-7
VIRGINIA TECH	W	3-1
MICHIGAN	W	4-0
MCDANIEL	W	26-12
PENN STATE	W	6-5
MARYLAND	W	9-2
PENN	W	9-5
VIRGINIA	L	4-5
at North Carolina	L	5-7
at Duke	L	1-2
WILLIAM & MARY	L	3-7
GEORGETOWN	W	4-3
ARMY	W	6-1

### 1939 (6-7-1)

Head Coach: Max Bishop  
Captain: unknown

FORDHAM	L	1-6
DARTMOUTH	T	11-11 (7)
VERMONT	W	11-7
HARVARD	W	9-5
YALE	W	11-5
at Princeton	W	4-0
PENN STATE	L	3-5
PENN	W	5-4
WILLIAM & MARY	L	1-4
DUKE	L	7-8 (12)
GEORGETOWN	L	6-8
VIRGINIA	L	5-6 (15)
MCDANIEL	W	7-1
at Army	L	1-4

### 1940 (8-9)

Head Coach: Max Bishop  
Captain: unknown

VERMONT	L	2-3
HARVARD	L	6-9
DARTMOUTH	W	3-1
MICHIGAN	L	2-13
GEORGETOWN	L	2-3 (10)
FORDHAM	L	1-3
NORTH CAROLINA	L	1-2
WASHINGTON & LEE	W	4-2 (7)
DUKE	L	0-10
WILLIAM & MARY	W	11-7
NOTRE DAME	L	4-5
VIRGINIA	L	2-12
WEST VIRGINIA	W	5-4
PITTSBURGH	W	13-8

MCDANIEL	W	8-0
GEORGE WASHINGTON	W	2-1
ARMY	W	4-2

### 1941 (14-5)

Head Coach: Max Bishop  
Captain: unknown

DARTMOUTH	W	9-0
HARVARD	W	7-6
VERMONT	W	12-3
CORNELL	L	4-11
PENN	W	14-1
SYRACUSE	L	0-8
MICHIGAN	L	2-6
WILLIAM & MARY	W	5-3
WEST VIRGINIA	W	10-5
NORTH CAROLINA	W	7-4
LAFAYETTE	W	6-1
DUKE	W	4-3
PENN STATE	W	8-1
VIRGINIA	W	9-0
MARYLAND	W	9-6
at Notre Dame	W	5-4
PITTSBURGH	L	3-4
GEORGETOWN	W	13-9
at Army	L	3-4

### 1942 (13-4)

Head Coach: Max Bishop  
Captain: unknown

HARVARD	L	4-15
CORNELL	W	4-1
VERMONT	W	11-0
RUTGERS	W	6-0
PENN	L	8-11
MICHIGAN	W	7-5
WEST VIRGINIA	W	5-3
MARYLAND	W	4-3 (11)
NORTH CAROLINA	W	6-2
PENN STATE	W	9-3
WILLIAM & MARY	W	2-1
GETTYSBURG	W	13-5
VIRGINIA	W	15-7
TEMPLE	W	6-3
at Columbia	W	6-1
GEORGETOWN	L	2-10
ARMY	L	3-10

### 1943 (15-2)

Head Coach: Max Bishop  
Captain: unknown

PENN	W	12-2
DELAWARE	W	8-3
at Princeton	W	3-0
WASHINGTON (MD.)	W	7-1
PITTSBURGH	W	7-1
JOHNS HOPKINS	W	13-0
COLUMBIA	W	12-6
RUTGERS	W	9-0
NORTH CAROLINA	L	6-10
WILLIAM & MARY	W	17-2
DARTMOUTH	W	6-2
DARTMOUTH	W	8-0
GEORGETOWN	W	6-1
N.C. PRE-FLIGHT	L	5-15
CATHOLIC	W	9-2
LOYOLA (MD.)	W	3-2
at Army	W	8-2

### 1944 (13-4)

Head Coach: Max Bishop  
Captain: unknown

NEW YORK UNIV.	W	9-1 (7)
URSINUS	W	9-2
BAINBRIDGE NAVAL	L	3-6 (12)
SWARTHMORE	W	1-0
NORTH CAROLINA	L	3-5
PENN STATE	W	5-3
HAMPDEN-SYDNEY	W	18-4
STEVENS	W	8-3
N.C. PRE-FLIGHT	L	1-9
PITTSBURGH	W	10-5
LOYOLA (MD.)	W	5-0
at Penn	W	6-1
BROOKLYN	W	10-2 (7)
RICHMOND	W	8-2
DUKE	W	5-4 (10)
COLUMBIA	W	2-1 (10)
ARMY	L	2-8

### 1945 (12-3)

Head Coach: Max Bishop  
Captain: unknown

N.C. PRE-FLIGHT	W	15-14 (11)
NEW YORK UNIV.	W	11-1
URSINUS	W	11-1
VILLANOVA	W	14-0
MUHLENBERG	W	21-1 (7)
NORTH CAROLINA	W	13-2
PRINCETON	W	4-0
PENN STATE	W	11-6
BUCKNELL	W	17-3
PITTSBURGH	W	12-8
PENN	W	11-0
RICHMOND	L	3-4
DUKE	L	1-9
HAMPDEN-SYDNEY	W	12-0
at Army	L	2-7

### 1946 (15-1)

Head Coach: Max Bishop  
Captain: Jay McKie

FORDHAM	W	4-3
URSINUS	W	7-4
VILLANOVA	W	12-5
NORTH CAROLINA	L	1-2
SWARTHMORE	W	22-5
NEW YORK UNIV.	W	7-5
VIRGINIA	W	6-0
at Princeton	W	6-2
PITTSBURGH	W	9-3
PENN	W	9-4
RICHMOND	W	3-2 (12)
DUKE	W	6-3 (7)
HAMPDEN-SYDNEY	W	14-9
ARMY	W	11-5
MARYLAND	W	3-1
COLUMBIA	W	13-0

### 1947 (15-3)

Head Coach: Max Bishop  
Captain: Andrew Frahler

VERMONT	W	12-4
HARVARD	W	3-1
DARTMOUTH	W	14-2
CORNELL	W	14-5
PRINCETON	L	4-5
at Yale	W	2-1
GETTYSBURG	W	7-6
at North Carolina	L	2-10
at Duke	L	1-6
MERCHANT MARINE	W	11-4
LEHIGH	W	4-2
WEST VIRGINIA	W	12-4

at Penn	W	6-0
DELAWARE	W	3-1
VILLANOVA	W	8-4
GEORGE WASHINGTON	W	12-3
at Army	W	8-4
VIRGINIA	W	9-2

### 1948 (14-7, 7-2)

Head Coach: Max Bishop  
Captain: Andrew Frahler

SPRINGFIELD	W	5-4
SYRACUSE	W	5-0
TRINITY (CONN.)	W	2-1
WEST CHESTER	L	2-9
VILLANOVA	W	5-4
* COLUMBIA	W	5-1
* YALE	W	2-0
GETTYSBURG	L	1-4
* BROWN	W	4-2
* at Harvard	W	4-2
* at Dartmouth	L	2-3
* PRINCETON	W	2-0
* at Cornell	W	12-2
MARYLAND	L	2-3
PENN STATE	W	8-5
RUTGERS	L	0-2 (10)
WEST VIRGINIA	W	7-6 (13)
* at Penn	L	0-1
* ARMY	W	10-0
^vs. Rutgers	W	3-2 (11)
^at Lafayette	L	0-4
* EIBL game		

^ NCAA District II Playoffs

### 1949 (12-6-1, 3-4)

Head Coach: Max Bishop  
Captain: Lee Rensberger

COLBY	W	12-2
DELAWARE	W	14-9
DARTMOUTH	W	5-3
RUTGERS	W	6-2
MICHIGAN	L	4-5
* HARVARD	L	5-6 (17)
RIDER	W	13-3
* at Princeton	W	6-5
GEORGETOWN	W	4-3 (10)
* DARTMOUTH	L	2-9
BUCKNELL	W	12-1
* at Brown	L	2-6
* at Yale	L	4-5 (10)
WEST VIRGINIA	L	6-11
PENN STATE	T	6-6 (7)
* at Columbia	W	8-6
GETTYSBURG	W	11-5
VILLANOVA	W	9-0
* at Army	W	8-2
* EIBL game		



# 2024 NAVY BASEBALL

## YEAR-BY-YEAR RESULTS

### 1950 (6-12-1, 3-6)

Head Coach: Max Bishop  
Captain: Roger Buck

MARYLAND	L	2-4 (12)
VERMONT	T	4-4 (8)
LAFAYETTE	W	10-6
at Rutgers	L	5-11
SYRACUSE	W	6-1
DUKE	L	0-11
* COLUMBIA	W	8-4
* at Penn	L	0-4
* BROWN	W	9-4
BUCKNELL	L	6-7
* YALE	L	2-3
* at Dartmouth	W	12-8 (7)
* at Harvard	L	2-7
* PRINCETON	L	2-5
* at Cornell	L	2-8
GETTYSBURG	L	2-4
GEORGE WASHINGTON	W	15-6
PENN STATE	L	1-2 (13)
* ARMY	L	5-7 (15)
* EIBL game		

### 1951 (10-11, 5-3)

Head Coach: Max Bishop  
Captain: Joseph Corrigan

FORDHAM	W	5-4 (7)
RUTGERS	L	5-6 (7)
* at Columbia	W	8-1
MICHIGAN	L	3-9
WEST VIRGINIA	W	15-2
* HARVARD	W	5-2
LOYOLA (MD.)	W	10-1
DELAWARE	L	5-13
* at Princeton	L	2-6
WASHINGTON & LEE	L	4-10
BUCKNELL	W	14-6 (8)
* PENN	W	11-5
* CORNELL	L	5-8
PITTSBURGH	L	3-9
* DARTMOUTH	W	2-1
PENN STATE	L	3-22
* at Yale	W	1-0 (10)
MARYLAND	L	4-5
GETTYSBURG	W	6-5
GEORGETOWN	L	4-11
* at Army	L	1-5
* EIBL game		

### 1952 (11-6-2, 3-4)

Head Coach: Max Bishop  
Captain: Robert Zaastrow

RUTGERS	W	8-4 (8)
VERMONT	L	5-6
BUCKNELL	W	4-1
LAFAYETTE	T	1-1 (9)
* PENN	L	2-4
* COLUMBIA	L	2-3 (10)
DELAWARE	W	4-3
* PRINCETON	W	5-3
AMERICAN	W	22-0
* at Penn	W	10-6
* at Princeton	L	2-9
PENN STATE	W	4-2
LEHIGH	W	10-4
GEORGETOWN	W	5-4 (11)
FORDHAM	L	5-9
* at Cornell	L	2-5
at Cornell	W	6-2
* ARMY	W	3-1
COLUMBIA	T	1-1 (5)
* EIBL game		

### 1953 (10-10, 1-8)

Head Coach: Max Bishop  
Captain: Donald Metz

COLBY	W	10-2
MUHLBERG	W	5-1
LAFAYETTE	W	2-1 (5)
* COLUMBIA	W	5-3
* ARMY	L	4-5
BUCKNELL	W	13-3
* PRINCETON	L	5-10
* YALE	L	6-7
GEORGETOWN	L	1-2
* at Penn	L	0-2
* at Harvard	L	1-3
DUKE	L	1-4
PITTSBURGH	W	14-1
* BROWN	L	4-9
TEMPLE	W	1-0
* at Dartmouth	L	5-6
MARYLAND	W	3-0
DELAWARE	W	4-0
* at Cornell	L	1-3
at Army	W	10-2
* EIBL game		

### 1954 (16-5-1, 8-1)

Head Coach: Max Bishop  
Captain: Walter Shaw

* at Columbia	L	4-6
DELAWARE	W	9-2
BUCKNELL	T	1-1 (8)
LAFAYETTE	L	4-10
RUTGERS	W	8-7
VILLANOVA	W	7-6
TEMPLE	W	4-0
FORDHAM	L	2-9
* HARVARD	W	10-5
* DARTMOUTH	W	1-0
* at Yale	W	7-1
* at Brown	W	2-0
GETTYSBURG	W	2-1
* PENNSYLVANIA	W	2-1
DUKE	W	6-3
* CORNELL	W	2-0
MARYLAND	W	5-1
* at Princeton	W	4-2
PENN STATE	L	0-7
PITTSBURGH	W	5-3
* ARMY	W	8-4 (7)
^ vs. St. John's (N.Y.)	L	2-4
* EIBL game		
^ NCAA District II Playoffs		

### 1955 (9-9, 3-5)

Head Coach: Max Bishop  
Captain: Wilson Spangler

MUHLBERG	W	6-2
ITHACA	L	4-6 (8)
BUCKNELL	W	13-3 (7)
PITTSBURGH	W	23-6
* BROWN	W	5-2
GEORGETOWN	W	12-1
* PRINCETON	L	0-1
* at Yale	L	3-5
* at Dartmouth	L	5-11
* at Harvard	L	0-3
FORDHAM	L	0-1
MARYLAND	W	2-1
* COLUMBIA	W	8-3
PENN STATE	L	3-9
* at Cornell	W	6-5
GETTYSBURG	W	1-0
WILLIAM & MARY	L	5-7
* at Army	L	1-5
* EIBL game		

### 1956 (13-7-1, 4-4)

Head Coach: Max Bishop  
Captain: Lawrence Magner

TRINITY (CONN.)	W	11-4
LAFAYETTE	T	5-5 (8)
SYRACUSE	W	8-7
MUHLBERG	W	6-4
BUCKNELL	W	8-1 (8)
* at Princeton	L	4-7
WILLIAM & MARY	W	8-4
* at Columbia	W	6-5 (10)
MARYLAND	W	7-1
FORDHAM	L	3-7
* at Brown	W	16-3
* at Yale	L	2-11
GETTYSBURG	L	6-9 (14)
* at Pennsylvania	W	6-2
TEMPLE	W	18-7 (7)
* CORNELL	L	5-9
at Penn State	L	3-4
VILLANOVA	W	11-10
PITTSBURGH	W	9-2
* HARVARD	L	6-8
* ARMY	W	7-4
* EIBL game		

### 1957 (16-6-1, 6-3)

Head Coach: Max Bishop  
Captain: Andrew Massimino

COLBY	W	14-0 (5)
TRINITY (CONN.)	L	3-4
VILLANOVA	T	2-2 (6)
MAINE	W	3-2 (8)
MUHLBERG	W	14-6
MICHIGAN	L	7-10 (8)
* PRINCETON	W	7-1
* COLUMBIA	W	8-4 (8)
COLGATE	W	4-0 (8)
* BROWN	L	4-5
SYRACUSE	W	6-3
* YALE	L	2-7
* at Cornell	W	3-2
WASHINGTON (MD.)	W	6-3
at Maryland	W	9-5
* at Pennsylvania	W	8-1
PENN STATE	L	5-8 (11)
* at Harvard	W	12-6
* at Dartmouth	W	3-2
GEORGETOWN	W	13-6
PITTSBURGH	W	7-5
WILLIAM & MARY	W	5-1
* at Army	L	2-3
* EIBL game		

### 1958 (11-7, 4-3)

Head Coach: Max Bishop  
Captain: Benjamin Montoya

COLBY	L	8-9 (8)
MAINE	W	4-2
* DARTMOUTH	L	6-8 (8)
SYRACUSE	W	5-4
LAFAYETTE	L	0-7
DELAWARE	L	3-5
* CORNELL	W	8-4
GEORGETOWN	W	7-3
* at Brown	W	8-5 (10)
* at Yale	L	4-6
PENN STATE	L	2-9
PITTSBURGH	W	7-4
VMI	W	13-2
VILLANOVA	W	7-2
* at Columbia	W	8-0
* at Pennsylvania	L	3-4
MERCHANT MARINE	W	8-5
* ARMY	W	5-4
* EIBL game		

### 1959 (19-5, 8-1)

Head Coach: Max Bishop  
Captain: Joseph McGlinchey

VERMONT	W	2-0
SYRACUSE	L	2-9
FORDHAM	W	6-5 (13)
BUCKNELL	W	4-1
DELAWARE	W	6-2 (7)
* HARVARD	W	15-6
* BROWN	L	1-4
GEORGETOWN	W	5-0
at Maryland	L	1-8
* YALE	W	13-2
* at Cornell	W	4-1
* at Dartmouth	W	6-2
PENN STATE	L	3-6
AMERICAN	W	14-0
* COLUMBIA	W	9-0
at Villanova	W	9-8
DUKE	W	5-0
GETTYSBURG	L	10-11
at Villanova	W	6-4
* at Penn	W	4-1
* PRINCETON	W	9-1
QUANTICO	W	2-1
MERCHANT MARINE	W	9-1
* at Army	W	4-3 (12)
* EIBL game		

### 1960 (15-8, 4-5)

Head Coach: Max Bishop  
Captain: Richard Brown

SYRACUSE	W	5-0
WEST CHESTER	W	6-0
AMERICAN	W	9-4
BUCKNELL	W	6-1
DUKE	W	5-0
* PENN	W	6-1
COAST GUARD	W	8-2
* DARTMOUTH	L	5-7
* at Columbia	L	3-5
PITTSBURGH	L	2-3 (12)
FORDHAM	W	9-0
* at Yale	W	5-1
GETTYSBURG	W	3-2
* at Harvard	L	6-10
* at Brown	L	0-7
GEORGETOWN	W	6-1
VILLANOVA	W	4-2
MERCHANT MARINE	W	19-1
* at Princeton	L	1-2 (14)
* CORNELL	W	8-7
BALTIMORE	L	2-3 (11)
FORT MEADE	L	2-3
* ARMY	W	9-1
* EIBL game		

### 1961 (24-2, 8-1)

Head Coach: Max Bishop  
Captain: Joe Bellino

TRINITY (CONN.)	W	4-1
SYRACUSE	W	7-3
ITHACA	W	3-0
WEST VIRGINIA	W	5-4
* at Penn	W	5-2
GEORGETOWN	W	9-4
* HARVARD	W	5-2
* BROWN	W	16-1
at Maryland	W	10-4
* COLUMBIA	W	3-1
at Drexel	W	7-1
AMERICAN	W	16-1
BUCKNELL	W	13-6
* YALE	W	7-2
GETTYSBURG	W	8-2
BALTIMORE	W	2-1

* at Dartmouth	W	7-6
PENN STATE	W	4-3
DUKE	W	4-3
* PRINCETON	L	2-4
VILLANOVA	W	4-1
* at Cornell	W	14-10
FORT MEADE	L	0-3
MERCHANT MARINE	W	8-0
CAMP LEJEUNE	W	4-2
* at Army	W	3-0
* EIBL game		

### 1962 (19-2, 6-1)

Head Coach: Joe Duff  
Captain: Robert Foye

LAFAYETTE	W	21-5 (7)
SYRACUSE	W	14-5
SOUTHERN CONN. ST.	W	5-4
RIDER	W	5-4
AMERICAN	W	5-4 (10)
at Villanova	L	10-11
MARYLAND	W	3-1
* DARTMOUTH	W	8-4
BALTIMORE	W	6-1
* at Harvard	L	3-10
* at Brown	W	9-0
GETTYSBURG	W	8-1
* at Yale	W	10-5
at Penn State	W	7-1
GEORGETOWN	W	7-4
DREXEL	W	21-2
* at Columbia	W	6-3
* at Princeton	W	10-5
PITTSBURGH	W	9-1
LYCOMING	W	11-6
* ARMY	W	4-2
* EIBL game		

### 1963 (15-7, 6-3)

Head Coach: Joe Duff  
Captain: Robert Campbell

TRINITY (CONN.)	W	16-4
SYRACUSE	W	1-0
SETON HALL	W	7-6
* at Penn	W	6-1
at Maryland	L	1-3
RIDER	L	6-7
* HARVARD	L	1-12
* BROWN	W	6-3
WEST CHESTER	W	7-4
VILLANOVA	L	2-6
* YALE	W	10-1
GETTYSBURG	W	5-1
* at Cornell	W	11-2
* at Dartmouth	L	4-6 (10)
* PRINCETON	W	5-4
GEORGETOWN	W	5-4
* COLUMBIA	W	6-2
PENN STATE	W	6-5 (10)
PITTSBURGH	L	2-4
FORT BELVOIR	W	10-7
LYCOMING	W	15-2
* at Army	L	5-6 (10)
* EIBL game		



# 2024 NAVY BASEBALL

## YEAR-BY-YEAR RESULTS

### 1964 (10-12, 4-5)

Head Coach: Joe Duff

Captain: Henry Kettelrodt

VERMONT	L	0-4
SYRACUSE	L	3-8
* DARTMOUTH	L	4-14
SETON HALL	L	4-6
* PENN	L	2-3
AMERICAN	W	3-2 (11)
LYCOMING	W	14-3
* CORNELL	W	2-0
* at Yale	L	5-14
WEST CHESTER	L	5-6 (10)
* at Harvard	L	2-7
* at Brown	W	5-2
GEORGETOWN	L	6-8
RIDER	L	0-1
PITTSBURGH	W	4-3
MARYLAND	W	5-4
BALTIMORE	W	7-4 (8)
* at Columbia	W	7-6 (12)
* at Princeton	W	7-1
FORT BELVOIR	L	1-4
PENN STATE	W	5-2
* ARMY	L	1-2

\* EIBL game

### 1965 (11-8-2, 5-4)

Head Coach: Joe Duff

Captain: Roger Staubach

WEST CHESTER	L	3-5
COLGATE	T	7-7 (9)
SYRACUSE	W	3-0
* at Penn	L	1-3
* HARVARD	W	4-0
at Georgetown	W	8-3
* PRINCETON	W	2-0
ST. JOHNS (N.Y.)	T	6-6 (9)
BALTIMORE	W	4-3 (11)
* YALE	L	2-3
VILLANOVA	L	4-7
* COLUMBIA	W	9-1
MARYLAND	L	4-6
* BROWN	W	5-4 (12)
WILLIAM & MARY	W	5-0
* at Dartmouth	W	2-1
SETON HALL	W	5-1
* at Cornell	L	3-7
RICHMOND	W	8-6
at Penn State	L	3-4 (12)
* at Army	L	2-7

\* EIBL game

### 1966 (13-5-1, 6-3)

Head Coach: Joe Duff

Captain: Donald Eshleman

* DARTMOUTH	W	6-4
WEST CHESTER	W	7-2
SYRACUSE	W	23-2 (7)
WEST VIRGINIA	L	0-4
VILLANOVA	W	12-3 (7)
* at Harvard	W	5-3
BALTIMORE	T	2-2 (10)
* at Yale	W	11-2
GETTYSBURG	W	3-2
GEORGETOWN	W	9-0
* PENN	L	4-5
* at Brown	W	11-5
RICHMOND	W	5-1
* at Princeton	W	1-0 (10)
* at Columbia	W	7-6
MARYLAND	W	4-3
SETON HALL	L	0-1
* CORNELL	L	2-7
* ARMY	L	3-7

\* EIBL game

### 1967 (14-8, 5-4)

Head Coach: Joe Duff

Captain: William Sorenson

VERMONT	L	1-2
SOUTHERN CONN. ST.	L	0-3
SYRACUSE	W	6-3
VILLANOVA	W	3-0
WEST CHESTER	L	3-4
* HARVARD	L	0-1
* at Penn	W	5-2 (8)
* BROWN	L	0-1
RICHMOND	W	2-0
* YALE	W	4-1
GETTYSBURG	W	8-3
* COLUMBIA	W	11-4
GEORGETOWN	W	5-4
WILLIAM & MARY	W	3-0
* at Cornell	W	1-0
BALTIMORE	W	3-0
SETON HALL	W	5-2
* at Dartmouth	L	2-11
* PRINCETON	L	0-4
at Maryland	W	5-1
at Penn State	L	7-9
* at Army	W	3-1

\* EIBL game

### 1968 (14-8, 5-4)

Head Coach: Joe Duff

Captain: Henry Schmidt

SYRACUSE	W	7-2
* DARTMOUTH	L	3-7
RICHMOND	W	6-1
BALTIMORE	W	10-2
SETON HALL	W	2-1 (11)
SOUTHERN CONN. ST.	W	3-1
VILLANOVA	L	3-9
* at Princeton	W	4-1
* CORNELL	W	6-3
* PENN	W	3-0
WEST CHESTER	W	10-7
* at Yale	W	4-1
GEORGETOWN	W	11-1
* at Harvard	L	3-5
* at Brown	L	2-3
GEORGE WASHINGTON	L	1-8
FORDHAM	W	9-2
NEW YORK UNIV.	L	0-3
* at Columbia	L	3-4
MARYLAND	L	1-7
PENN STATE	W	10-5 (5)
* ARMY	W	3-1

\* EIBL game

### 1969 (10-9-1, 2-4-1)

Head Coach: Joe Duff

Captain: Robert Arnold

VILLANOVA	L	1-2
SOUTHERN CONN. ST.	W	4-1
SYRACUSE	W	3-2
SETON HALL	W	7-2
* at Cornell	L	0-10
* at Penn	T	3-3 (12)
WILLIAM & MARY	L	8-17 (9)
* PRINCETON	L	2-3
BALTIMORE	W	5-0
WEST CHESTER	W	8-2
* YALE	L	4-8
at Georgetown	W	14-0
TOWSON	W	14-7
at Maryland	L	5-6
* at Brown	W	6-2
GEORGE WASHINGTON	W	8-5 (12)
NEW YORK UNIV.	L	1-4
* COLUMBIA	W	5-0
at Penn State	L	4-6

\* at Army L 11-12

\* EIBL game

### 1970 (20-7, 9-5)

Head Coach: Joe Duff

Captain: Dennis Losh

VILLANOVA	W	3-0 (6)
BUCKNELL	W	11-3
GEORGE WASHINGTON	W	5-3 (8)
SYRACUSE	W	3-2
SOUTHERN CONN. ST.	L	0-2
* YALE	W	8-1
* BROWN	W	1-0
* BROWN	W	3-0
* ARMY	W	8-3
* CORNELL	W	2-1
* CORNELL	W	3-2
BALTIMORE	W	14-0
WEST CHESTER	W	18-5
* at Penn	W	9-0
* at Penn	L	2-5
GEORGETOWN	W	6-1
* at Princeton	L	1-2
* at Columbia	W	6-1
* at Columbia	W	13-2
NEW YORK UNIV.	W	6-4
* at Dartmouth	L	8-9
* at Harvard	L	5-6
* at Harvard	L	2-5
PENN STATE	W	5-3 (6)
MARYLAND	L	0-2
RICHMOND	W	4-3 (10)
ARMY	W	3-1

\* EIBL game

### 1971 (15-11, 7-6)

Head Coach: Joe Duff

Captain: Charles Bongard

MAINE	L	4-6
GEORGETOWN	W	3-1
GETTYSBURG	W	13-2 (7)
SYRACUSE	W	24-1 (7)
* HARVARD	W	2-1
* DARTMOUTH	W	3-0
* DARTMOUTH	L	0-4
AMERICAN	L	2-8
* PENN	W	4-0
* PENN	W	4-1
BALTIMORE	L	1-4
* COLUMBIA	W	7-5
* PRINCETON	L	1-3
* PRINCETON	W	8-6
vs. George Washington	W	10-1 (8)
* at Army	L	2-8
* at Army	L	2-6
WEST CHESTER	L	1-6
* at Brown	L	3-4 (10)
* at Yale	L	1-2 (9)
* at Yale	W	6-0
VILLANOVA	W	12-6
at Maryland	W	3-1
RICHMOND	W	6-3
at Penn State	L	4-8
at Army	W	5-1

\* EIBL game

### 1972 (16-11, 5-9)

Head Coach: Joe Duff

Captain: Bruce Aukland

MONMOUTH	W	3-2
AMERICAN	W	8-0
SYRACUSE	W	12-2 (7)
at Georgetown	W	8-6
GEORGE WASHINGTON	W	3-2
* BROWN	L	0-1

\* YALE W 1-0

* YALE	L	3-7 (8)
BALTIMORE	W	12-1
* CORNELL	W	2-0
* ARMY	L	4-7
* ARMY	W	2-0
GETTYSBURG	W	6-0
* at Harvard	L	1-4
* at Dartmouth	L	3-5
* at Dartmouth	L	1-2
* at Penn	L	5-6 (8)
* at Penn	W	5-0
* at Columbia	W	11-3
* at Princeton	L	2-3
* at Princeton	L	1-2
TOWSON	W	4-3
NEW YORK UNIV.	W	8-0
MARYLAND	L	4-5
PENN STATE	L	5-6
PENN STATE	W	4-3
ARMY	W	6-3

\* EIBL game

### 1973 (12-11-2, 48-1)

Head Coach: Joe Duff

Captain: George Kerlek

TOWSON	T	1-1 (10)
at George Washington	L	2-7
* COLUMBIA	L	1-3
* COLUMBIA	W	2-1
PITT-JOHNSTOWN	W	8-1 (5)
* DARTMOUTH	T	2-2 (12)
* HARVARD	L	1-2
* HARVARD	L	1-3
BALTIMORE	W	4-1
CATHOLIC	W	8-0 (7)
CATHOLIC	W	6-3
* PENN	L	1-3
* PENN	W	3-1
VILLANOVA	L	4-7
* at Brown	W	5-3
* at Brown	L	0-11
* at Army	L	1-2
* at Cornell	L	1-14
* at Cornell	L	0-1
GETTYSBURG	W	8-0
at Maryland	L	0-9
* PRINCETON	W	5-1
NEW YORK UNIV.	W	9-4
NEW YORK UNIV.	W	7-1
at Army	W	4-3

\* EIBL game

### 1974 (17-7, 7-5)

Head Coach: Joe Duff

Captain: Jim Quinn

LOYOLA (MD.)	W	12-8
AMERICAN	W	16-4
BRANDEIS	W	5-3
BRANDEIS	W	5-1
* YALE	W	5-3
BALTIMORE	W	7-2
MARYLAND	W	7-6
RICHMOND	L	6-8
* at Princeton	L	0-6
* at Princeton	L	0-11
GEORGETOWN	W	12-7
GEORGE WASHINGTON	W	10-3
* at Columbia	W	6-5
* at Penn	W	5-2 (9)
* at Penn	L	4-7
TOWSON	W	9-0
* CORNELL	W	4-0
* ARMY	W	6-3
* ARMY	W	4-0
* at Dartmouth	W	4-0

\* at Dartmouth L 6-8

* at Harvard	L	0-9
PENN STATE	L	4-10
ARMY	W	10-9

\* EIBL game

### 1975 (21-7, 11-3)

Head Coach: Joe Duff

Captain: Randy Young

SOUTHERN CONN. ST.	L	1-2
HOLY CROSS	W	7-0
at Maryland	W	10-9 (10)
LOYOLA (MD.)	W	3-1
LOYOLA (MD.)	L	4-6
VILLANOVA	W	8-3
* at Brown	W	8-3
* at Yale	L	3-4
* at Yale	W	11-0
CATHOLIC	W	9-1
* PRINCETON	W	5-3
* PRINCETON	L	1-6
at Georgetown	W	4-1
* COLUMBIA	W	9-0
* COLUMBIA	W	2-0
* PENN	W	10-2
PITT-JOHNSTOWN	W	10-3
* at Army	W	8-2
* at Cornell	W	5-0
* at Cornell	W	7-4
TOWSON	W	8-7
* DARTMOUTH	W	11-5
* HARVARD	W	7-5
* HARVARD	L	5-6
GEORGE MASON	W	11-1 (6)
DELAWARE	L	0-3
DELAWARE	W	2-1
at Army	L	1-4

\* EIBL game

### 1976 (19-11, 7-5)

Head Coach: Joe Duff

Captain: Mark Haas

BROOKPORT STATE	W	10-1
MARYLAND	L	0-7
GEORGETOWN	W	12-1
HOLY CROSS	W	2-1
HOLY CROSS	W	5-4
TOWSON	W	6-1
TOWSON	L	3-6 (11)
VILLANOVA	W	4-0
LOYOLA (MD.)	W	5-1
* BROWN	W	8-6
* YALE	W	4-3
* YALE	W	3-0
RICHMOND	W	3-1
CATHOLIC	L	2-10
* at Princeton	L	0-3
* at Princeton	L	0-5
* at Penn	W	5-2 (11)
* at Columbia	L	0-1
* at Columbia	L	1-11
GEORGE WASHINGTON	W	7-2
PENN STATE	L	6-14
* ARMY	W	11-4
WAGNER	L	5-6
* at Dartmouth	W	4-2 (10)
* at Harvard	W	17-2
* at Harvard	L	1-3
GEORGE MASON	L	2-3
DELAWARE	W	3-2
DELAWARE	W	4-3
ARMY	W	13-1

\* EIBL game



# 2024 NAVY BASEBALL

## YEAR-BY-YEAR RESULTS

### 1977 (18-10-2, 9-4-1)

Head Coach: Joe Duff  
Captain: Bruce Buck

Maryland	W	6-5
GEORGE WASHINGTON	L	4-6 (7)
LOYOLA (MD.)	T	4-4 (9)
BROCKPORT STATE	W	10-2
BROCKPORT STATE	W	6-0
* COLUMBIA	L	4-7
* PENN	W	2-1 (8)
* PENN	T	5-5 (10)
VILLANOVA	L	2-5
RICHMOND	L	2-12
* at Yale	W	2-1
* at Brown	L	0-9
* at Brown	L	3-6
at Georgetown	W	9-0
at Catholic	L	7-9
* PRINCETON	W	7-6
* PRINCETON	W	12-2
at Penn State	L	8-14
* HARVARD	W	6-3
* DARTMOUTH	W	3-0
* DARTMOUTH	W	7-0
PITT-JOHNSTOWN	W	15-3
* at Cornell	L	6-8
* at Army	W	7-0
* at Army	W	16-8
TOWSON	W	9-1
DELAWARE	W	3-0
DELAWARE	L	3-5
GEORGE MASON	W	9-8
at Army	W	11-1
* EIBL game		

### 1978 (18-7, 9-4)

Head Coach: Joe Duff  
Captain: William Miles

ROCHESTER	W	9-0
ROCHESTER	L	2-5 (8)
TOWSON	L	3-4
GEORGE WASHINGTON	W	13-4
CATHOLIC	W	4-2
* at Columbia	L	3-5
* at Penn	L	3-4
* at Penn	L	3-6
RICHMOND	W	13-3
WILLIAM & MARY	W	10-4
VILLANOVA	W	5-2
LOYOLA (MD.)	W	6-4
* YALE	W	6-5
* BROWN	W	14-1
* BROWN	W	2-0
GEORGETOWN	L	11-12
* at Princeton	W	6-1
* at Princeton	W	9-7
* at Harvard	L	1-2 (12)
* at Dartmouth	W	5-3
* at Dartmouth	W	9-7
UMBC	W	13-0
* ARMY	W	3-2
* ARMY	W	5-1
ARMY	W	16-0
* EIBL game		

### 1979 (22-9, 10-4)

Head Coach: Joe Duff  
Captains: Steve Walton, Rocky Kropp

GETTYSBURG	W	9-3
ROCHESTER	W	3-2 (8)
ROCHESTER	W	2-0
BALTIMORE	W	16-2
GEORGE WASHINGTON	W	5-3
VCU	W	4-1
* DARTMOUTH	W	19-2
* HARVARD	L	2-8

* HARVARD	L	1-3
OSWEGO STATE	W	9-3
* at Brown	W	9-6 (8)
VILLANOVA	L	1-2
* PRINCETON	W	3-1
* PRINCETON	W	6-0
CATHOLIC	W	7-2
at Penn State	L	1-11
* COLUMBIA	L	3-5
* COLUMBIA	W	5-4
* PENN	L	2-9
at Maryland	W	13-9
TOWSON	L	4-6
* at Army	W	22-0
* at Cornell	W	3-1
* at Cornell	W	6-2
* at Yale	W	9-1
* at Yale	W	6-3
DELAWARE	W	1-0 (11)
GEORGE MASON	W	2-0
GEORGE MASON	W	2-1 (9)
^ CONNECTICUT	L	4-5 (6)
^ NEBRASKA	L	4-13
* EIBL game		
^ NCAA Northeast Regional		

### 1980 (22-6, 9-5)

Head Coach: Joe Duff  
Captain: Mike Mullikin

TOWSON	W	3-2
TOWSON	W	10-3
RICHMOND	W	6-2
DELAWARE STATE	W	9-1
GEORGE MASON	W	16-1
VILLANOVA	W	16-5
OSWEGO STATE	W	16-4
* at Princeton	L	0-1
* at Princeton	W	2-0
WILLIAM & MARY	W	7-0
* BROWN	W	15-10
* YALE	W	11-2
* YALE	L	4-5 (9)
GEORGE WASHINGTON	W	12-5
* at Dartmouth	W	6-2
* at Harvard	L	0-4
* at Harvard	W	5-3
CATHOLIC	W	3-1
* at Penn	W	19-3
* at Columbia	L	4-5
* at Columbia	W	11-7
* ARMY	L	2-4
* CORNELL	W	13-3
* CORNELL	W	5-0
GETTYSBURG	W	9-8 (10)
UMBC	L	6-8
BALTIMORE	W	2-1
BALTIMORE	W	2-1
* EIBL game		

### 1981 (24-7, 11-3)

Head Coach: Joe Duff  
Captain: Jim Roberts

UMASS-DARTMOUTH	W	13-1
UMASS-DARTMOUTH	W	5-1
UMASS-DARTMOUTH	W	6-2
WILLIAM & MARY	W	7-1
DELAWARE STATE	W	23-2
OSWEGO STATE	W	22-1
at Penn State	W	8-4
at Penn State	W	9-7
GEORGE WASHINGTON	L	5-12
* HARVARD	W	14-7
* DARTMOUTH	W	3-2
* DARTMOUTH	W	12-2
at Delaware	L	8-12
* at Yale	W	8-3

* at Brown	L	3-5
* at Brown	W	6-5
VILLANOVA	W	9-2
* PRINCETON	W	5-3
* PRINCETON	W	13-5
TOWSON	W	7-3
CATHOLIC	W	8-7 (10)
SIENA	W	17-5
* COLUMBIA	W	7-6 (10)
* PENN	W	20-7
* PENN	W	3-2 (8)
at Maryland	L	5-13
* at Cornell	L	5-8
* at Army	L	2-4
* at Army	W	7-3
BALTIMORE	L	1-6
BALTIMORE	W	3-1
* EIBL game		

### 1982 (29-14-1, 13-4-1)

Head Coach: Joe Duff  
Captain: Bob Adron

at Nicholls State	L	4-9
at Nicholls State	W	3-0
at Southern Miss	L	2-5
at Southern Miss	L	6-7
at LSU	L	1-5
at LSU	L	3-7
at Tulane	L	3-11
at Tulane	L	2-11
TOWSON	W	14-10
TOWSON	W	13-7
RICHMOND	W	4-1
LEHIGH	W	9-1
MARYLAND	L	5-14
OSWEGO STATE	W	16-9
PENN STATE	W	8-1
PENN STATE	W	15-1
* at Columbia	L	0-6
* at Columbia	W	16-5
* at Penn	W	7-2
* at Penn	W	3-1
VILLANOVA	W	11-5
* YALE	W	9-7
* YALE	W	2-1
SIENA	W	10-7
* at Harvard	W	9-3
* at Harvard	L	5-6
* at Dartmouth	W	14-6
* at Dartmouth	T	7-7 (5)
at George Washington	W	8-4
* at Princeton	W	4-3
* at Princeton	W	10-4
* CORNELL	W	9-2
* CORNELL	W	4-0
* ARMY	L	6-7
* ARMY	L	5-17
GETTYSBURG	W	15-4
MERCHANT MARINE	W	15-0
MERCHANT MARINE	W	12-11
* BROWN	W	5-0
* BROWN	W	3-2
^ vs. Delaware	L	3-4
^ vs. Seton Hall	W	15-5
^ vs. Delaware	W	3-1
^ at Maine	L	3-4
* EIBL game		
^ NCAA Northeast Regional		
1983 (31-10-1, 13-5)		
Head Coach: Joe Duff		
Captain: Tony Rodgers		
at Southeastern Louisiana	W	17-7
at Southeastern Louisiana	W	5-1
at LSU	L	4-8
at Nicholls State	W	9-8 (9)

at Nicholls State	L	0-10 (5)
at Southern Miss	W	5-1
at Southern Miss	T	5-5 (7)
at Tulane	L	2-4
TOWSON	W	7-2
LEHIGH	W	7-1
OSWEGO STATE	W	20-1
at Penn State	L	4-5
at Penn State	W	16-4
at Maryland	W	14-3
at George Mason	W	12-3
* PENN	W	4-3
* PENN	W	6-4
* COLUMBIA	W	2-1
* COLUMBIA	W	3-2
AMERICAN	W	7-1
* at Brown	W	5-1
* at Brown	W	6-5
* at Yale	L	9-10
* at Yale	W	6-1
GEORGE WASHINGTON	W	17-6
* HARVARD	L	3-5
* DARTMOUTH	L	3-6
* DARTMOUTH	L	6-8
RICHMOND	W	8-6
GEORGETOWN	W	9-7
* PRINCETON	W	10-2
* PRINCETON	W	13-4 (6)
SIENA	W	9-8
* at Army	W	6-2
* at Army	W	12-0
MERCHANT MARINE	W	24-4
MERCHANT MARINE	W	21-3
GETTYSBURG	W	8-7
at Delaware	L	3-7
* at Cornell	W	9-6
* at Cornell	W	6-2
* vs. Harvard	L	1-10
* EIBL game		

### 1984 (15-15, 9-7)

Head Coach: Joe Duff  
Captain: Mike Nichols

at St. Thomas (Fla.)	L	0-9
at St. Thomas (Fla.)	L	9-11
at Florida International	W	15-14 (12)
at Florida Atlantic	L	5-6
at Florida International	L	3-17
LEHIGH	L	4-7 (11)
OSWEGO STATE	W	11-10
PENN STATE	W	2-0
PENN STATE	W	6-2
* at Penn	W	5-4 (8)
* at Penn	L	4-5 (9)
* COLUMBIA	W	2-1
* COLUMBIA	L	11-12
* BROWN	L	0-2
* BROWN	W	9-6
* YALE	L	1-4
* YALE	W	9-4
at Georgetown	L	5-8
* at Harvard	L	5-6
* at Harvard	W	7-3
WESTMINSTER (PA.)	W	5-3
VILLANOVA	L	5-6
* at Princeton	L	4-9
* at Princeton	L	4-6
DELAWARE	L	6-16
* ARMY	W	8-7
* ARMY	W	13-3
* CORNELL	W	12-2
* CORNELL	W	10-3
GETTYSBURG	W	13-6
* EIBL game		

### 1985 (25-7-1, 14-4)

Head Coach: Joe Duff  
Captain: Jon Mullican

at St. Thomas (Fla.)	W	4-1
at St. Thomas (Fla.)	L	4-5
vs. Creighton	W	13-1
vs. Creighton	L	4-6
VERMONT	W	9-4
AMERICAN	W	18-2
AMERICAN	T	9-9 (7)
TOWSON	W	18-1
at Delaware	W	13-2
OSWEGO STATE	W	12-3
* COLUMBIA	W	11-2
* COLUMBIA	W	5-4
* PENN	W	4-2
* PENN	L	12-16 (5)
VILLANOVA	W	17-6
* DARTMOUTH	W	10-0
* DARTMOUTH	W	4-2
* HARVARD	L	5-17
* HARVARD	W	13-3
GEORGE MASON	W	9-8
* at Yale	W	8-1
* at Yale	W	10-2
* at Brown	W	2-0
* at Brown	L	3-4 (8)
GEORGETOWN	L	9-10
* PRINCETON	W	2-1 (13)
* PRINCETON	L	4-8
at Maryland	W	18-17
* at Cornell	W	11-4
* at Cornell	W	6-4 (8)
* at Army	W	7-4
* at Army	W	5-3
GETTYSBURG	W	17-1
* EIBL game		

### 1986 (30-10, 15-3)

Head Coach: Joe Duff  
Captain: Mike Leoney

at St. Thomas (Fla.)	W	12-2
at St. Thomas (Fla.)	L	8-19
vs. Creighton	L	4-8
vs. Creighton	L	6-9
TOWSON	W	15-2
GETTYSBURG	W	9-2
at George Mason	W	27-9
OSWEGO STATE	W	16-3
PENN STATE	W	2-1
PENN STATE	W	3-2
at American	W	6-2
at American	L	7-8
GEORGE WASHINGTON	W	11-3
LEHIGH	W	16-2
* at Columbia	W	8-2
* at Columbia	L	2-3
* at Army	L	1-2 (9)
* at Army	L	5-8
VILLANOVA	W	4-2
* YALE	W	9-3
* YALE	W	4-3
* BROWN	W	6-0
* BROWN	W	2-1
UMBC	L	9-16
* CORNELL	W	6-2
* CORNELL	W	4-0
* PRINCETON	W	2-0
* PRINCETON	W	4-3
* at Dartmouth	W	4-0
* at Dartmouth	W	5-0
* at Harvard	W	2-1
* at Harvard	W	11-1
* at Penn	W	2-0
* at Penn	W	5-2
MARYLAND	W	15-2
MARYLAND	W	4-1



# 2024 NAVY BASEBALL

## YEAR-BY-YEAR RESULTS

MERCHANT MARINE	W	3-0
MERCHANT MARINE	W	7-0
^vs. Georgia Tech	L	8-9 (14)
^vs. Alabama	L	1-4
* EIBL game		
^ NCAA Atlantic Regional		

### 1987 (21-10, 13-3)

Head Coach: Joe Duff  
Captain: Ted Wallace

at St. Thomas (Fla.)	L	1-6
vs. Creighton	L	3-14
vs. Creighton	L	1-4
at Towson	W	13-1
GETTYSBURG	W	2-0
GETTYSBURG	W	6-4
WEST CHESTER	L	4-6
at Georgetown	W	11-0
C.W. POST	L	2-3 (10)
at Penn State	L	1-7
at Penn State	W	7-6 (9)
LEHIGH	W	5-4
* COLUMBIA	W	6-1
* COLUMBIA	L	2-5
* ARMY	W	6-1
* ARMY	W	6-3
GEORGE WASHINGTON	W	4-1
* at Cornell	W	7-2
* at Cornell	L	2-5
* at Princeton	W	13-1
* at Princeton	W	3-1
at UMBC	L	2-6
* HARVARD	W	6-1
* HARVARD	L	2-3 (8)
* DARTMOUTH	W	4-2
* DARTMOUTH	W	6-2
GEORGE MASON	W	11-2
* PENN	W	1-0
* PENN	W	1-0 (8)
* at Brown	W	4-3 (8)
* at Brown	W	10-6
* EIBL game		

### 1988 (23-16, 12-6)

Head Coach: Joe Duff  
Captain: Mike Schultz

vs. Mississippi	L	0-6
vs. Rhodes	W	3-1
at Mississippi	L	4-8
vs. Purdue	W	6-5 (8)
vs. Creighton	L	4-8
at Miami (Fla.)	L	2-9
at St. Thomas (Fla.)	L	1-6
at St. Thomas (Fla.)	W	4-2
at St. Thomas (Fla.)	L	0-4
at Georgetown	W	3-1
PENN STATE	W	8-1
PENN STATE	W	7-1
CATHOLIC	W	7-2
GETTYSBURG	W	4-1
* at Penn	W	5-4
* at Penn	L	1-2 (8)
GANNON	W	5-0
* at Army	W	2-1 (8)
* at Army	W	2-0
* at Columbia	W	1-0
* at Columbia	W	13-7
at Maryland	L	5-6
* BROWN	L	1-2
* BROWN	W	5-0
* YALE	W	5-1
* YALE	L	1-19
UMBC	W	8-5
* PRINCETON	W	3-0
* PRINCETON	W	1-0
* CORNELL	W	7-6

* CORNELL	L	6-8
at George Washington	L	1-2
* at Harvard	L	2-7
* at Harvard	L	2-3
* at Dartmouth	W	2-0
* at Dartmouth	W	27-11
at George Mason	L	2-3 (10)
TOWSON	W	4-3
TOWSON	L	3-7
* EIBL game		

### 1989 (18-14, 7-11)

Head Coach: Joe Duff  
Captain: Chris Fatheree

at Memphis	L	1-4
vs. Rhodes	W	20-0
at St. Thomas (Fla.)	W	6-3
at Nova Southeastern	W	4-3
at St. Thomas (Fla.)	W	7-1
GEORGETOWN	W	12-6
GANNON	W	9-3
GETTYSBURG	W	7-1
GEORGE WASHINGTON	W	12-3
* ARMY	L	4-7
* ARMY	W	5-2
* COLUMBIA	W	6-1
* COLUMBIA	L	6-7 (8)
* at Brown	L	5-9
* at Brown	L	0-4
* at Yale	W	4-1
* at Yale	W	6-2
at UMBC	L	5-6
* at Cornell	L	3-4
* at Cornell	L	2-10
* at Princeton	L	0-2
* at Princeton	L	2-3 (8)
* HARVARD	L	2-6
* HARVARD	L	4-13
* DARTMOUTH	W	5-0
* DARTMOUTH	W	5-4
at Catholic	W	5-1
* PENN	L	1-5
* PENN	W	2-1
GEORGE MASON	W	9-8 (10)
MERCHANT MARINE	L	5-6
MERCHANT MARINE	W	14-0
* EIBL game		

### 1990 (16-20, 6-12)

Head Coach: Joe Duff  
Captain: Tim Peitfey

at Florida Tech	L	7-8
# vs. Air Force	L	1-9
# vs. Air Force	L	0-3
# vs. Rhodes	W	9-2
UMBC	W	9-6
vs. Purdue	W	10-5
at St. Thomas (Fla.)	L	2-4
at St. Thomas (Fla.)	W	8-6
at Nova Southeastern	L	3-10
at Florida Atlantic	L	4-11
GETTYSBURG	W	4-2
at Georgetown	L	3-6
PENN STATE	W	4-0
PENN STATE	W	6-5
at George Washington	L	6-7
* at Army	L	3-10
* at Army	L	0-8
* at Columbia	L	1-4
* at Columbia	W	9-7
* YALE	L	3-4
* YALE	W	11-10
* BROWN	L	5-6
* BROWN	W	5-4
at Towson	W	3-2
* CORNELL	W	6-5

* CORNELL	W	3-1
* PRINCETON	W	3-1
* PRINCETON	L	4-6
CATHOLIC	W	9-2
* at Dartmouth	L	3-4
* at Dartmouth	L	5-6
* at Harvard	L	1-3
* at Harvard	L	7-8
TEMPLE	W	3-2
* at Penn	L	2-3
* at Penn	L	0-2
* EIBL game		

### # Service Academy Spring Classic

### 1991 (18-15, 9-7)

Head Coach: Joe Duff  
Captain: Sam Mowery

# vs. Air Force	L	0-6
# vs. Christian Brothers	W	7-5
# vs. Air Force	W	3-1
at UMBC	L	7-10
vs. Purdue	L	2-5
at Barry	L	5-8
vs. Wesleyan	W	7-6
at Barry	L	1-5
at St. Thomas (Fla.)	L	1-6
WIDENER	W	16-0
GANNON	W	14-0
GANNON	W	4-1
* YALE	W	9-8
* YALE	L	8-11
GETTYSBURG	W	14-0
* at Army	L	1-4
* at Army	L	5-6 (9)
* at Brown	W	14-12 (8)
* at Brown	W	22-12
GEORGE WASHINGTON	L	4-8
GEORGETOWN	L	9-11
* at Cornell	W	8-3
* at Cornell	W	10-1
* at Princeton	L	1-6
* at Princeton	L	6-9
* COLUMBIA	W	4-1
* COLUMBIA	W	7-5
* HARVARD	L	6-9
* HARVARD	L	5-12
at Catholic	W	6-1
* PENN	W	9-8
* PENN	W	12-3
GEORGE MASON	W	9-5
* EIBL game		

### # Service Academy Spring Classic

### 1992 (18-20, 6-8)

Head Coach: Joe Duff  
Captain: Chris Lopez

# vs. Notre Dame	L	6-7
# vs. Memphis	L	2-5
at Rhodes	W	10-5
# vs. Army	W	3-2
# vs. Air Force	L	5-6 (9)
MOUNT ST. MARY'S	L	2-3
at Nicholls State	L	1-2
at Southern	W	6-2
at Loyola (La.)	W	17-6
at Southeastern Louisiana	L	1-15
at Xavier (La.)	L	1-2
COPPIN STATE	W	10-0
SETON HALL	L	2-3
GANNON	L	3-4
GANNON	W	6-1
LEHIGH	W	9-8
UMBC	L	3-9
* at Columbia	W	20-0
* at Columbia	L	8-14
* at Yale	W	3-1

* at Yale	L	2-7
* ARMY	L	2-6
* ARMY	L	7-9
* BROWN	W	3-2
* BROWN	W	7-4
TEMPLE	L	9-13
at Georgetown	W	7-6
* CORNELL	W	11-2
* CORNELL	L	1-9
* PRINCETON	W	4-3
* PRINCETON	L	4-8
at George Mason	L	6-14
GETTYSBURG	W	9-5
GEORGETOWN	W	13-4
TOWSON	W	5-1
MERCHANT MARINE	W	8-2 (5)
* at Penn	L	2-3 (8)
* at Penn	L	4-6
* EIBL game		

### # Service Academy Spring Classic

### 1993 (21-18, 11-9)

Head Coach: Joe Duff  
Captain: Todd Butler

# vs. Air Force	L	7-8
# vs. Minnesota	W	6-5
# vs. Army	W	7-5
# vs. Memphis	W	7-2
at Radford	L	2-6
at Radford	L	2-6
* COLGATE	W	6-3
* at Bucknell	W	6-2
* at Bucknell	L	0-4
UMBC	L	6-7 (13)
* at Lafayette	W	5-2
* at Lafayette	W	24-3
* at Lehigh	L	8-9 (8)
* at Lehigh	L	2-3
GEORGETOWN	W	15-8
* BUCKNELL	L	5-10
* BUCKNELL	L	3-10
* at Army	L	1-2
* at Army	L	5-10
BOWIE STATE	W	7-1
at Towson	W	8-4
* HOLY CROSS	L	8-9
* HOLY CROSS	W	9-3
* FORDHAM	W	4-3
* FORDHAM	L	1-5
at Temple	L	6-12
* LEHIGH	W	5-4
* LEHIGH	W	2-1
* LAFAYETTE	W	11-1
* LAFAYETTE	W	7-1
* COLGATE	W	3-2
vs. Bowie State	W	11-0
CATHOLIC	W	14-0
^ at Fordham	W	11-1
^ at Fordham	L	5-8
^ at Fordham	L	2-6
\$ vs. St. Francis (N.Y.)	L	0-1 (10)
\$ vs. C.V. Post	W	9-5
\$ vs. Fairleigh Dickinson	L	7-13
* Patriot League game		
# Service Academy Spring Classic		
^ Patriot League Tournament		
\$ ECAC Tournament		

### 1994 (24-18-1, 11-9)

Head Coach: Bob MacDonald  
Captains: Marcus Lee, Andy Payne

at Duke	L	7-19
at Duke	W	9-5
# vs. Army	L	3-4
# vs. Memphis	L	3-9
# vs. Air Force	W	6-5

# vs. Army	W	3-2
at Cal State San Bernardino	W	10-2
vs. Penn	L	4-7
at Cal State San Bernardino	L	4-8 (10)
vs. St. Francis (N.Y.)	W	7-5
GEORGE WASHINGTON	W	10-9
FAIRFIELD	W	8-2
FAIRFIELD	W	5-3
ST. MARY'S (MD.)	W	15-5
CONNECTICUT	L	7-8
COPPIN STATE	W	14-8
* BUCKNELL	W	18-1
* BUCKNELL	W	5-4 (8)
* at Bucknell	W	7-3
* at Bucknell	W	20-5
* ARMY	W	6-1
* ARMY	L	4-10
Catholic	T	8-8 (10)
* LEHIGH	W	1-0
* LEHIGH	W	7-3
* LAFAYETTE	W	9-3
* LAFAYETTE	L	0-10
* at Holy Cross	L	1-3
* at Holy Cross	L	6-7
* at Fordham	L	2-3
* at Fordham	L	2-7
UMBC	L	5-11
GEORGETOWN	W	12-6
* at Lehigh	L	4-5
* at Lehigh	W	12-1
* at Lafayette	L	4-5 (9)
* at Lafayette	L	6-10
* at Colgate	W	13-7
* at Colgate	W	14-1
^ ARMY	W	8-4
^ ARMY	W	7-6
\$ at Wright State	L	2-19
\$ at Wright State	L	10-14
* Patriot League game		
# Service Academy Spring Classic		
^ Patriot League Tournament		
\$ NCAA Play-In Series		

### 1995 (34-20, 19-5)

Head Coach: Bob MacDonald  
Captain: Steve Mauro

at Duke	L	3-12
# vs. Kentucky	L	2-3
# vs. Memphis	L	0-5
# vs. Army	W	5-4
# vs. Air Force	W	7-3
at The Citadel	W	4-1
at College of Charleston	L	0-3
at The Citadel	L	8-16
at Charleston Southern	W	11-3
at Charleston Southern	L	5-6 (10)
COPPIN STATE	W	9-2
UMES	W	10-4
^ at Louisville	L	1-7
^ vs. Kentucky	L	3-4
^ vs. Indiana	L	1-5
^ at Louisville	W	11-3
CONNECTICUT	L	5-10
* BUCKNELL	W	1-0
* BUCKNELL	W	6-2
* BUCKNELL	W	2-1
* BUCKNELL	W	8-3
at Towson	L	4-8
* at Lehigh	W	10-1
* at Lehigh	L	0-6
* at Lehigh	L	2-8
* at Lehigh	W	6-1
at Maryland	W	14-6
* FORDHAM	L	3-5
* FORDHAM	W	7-3
* FORDHAM	L	4-6
* FORDHAM	W	2-1



# 2024 NAVY BASEBALL

## YEAR-BY-YEAR RESULTS

* LAFAYETTE	W	10-0
* LAFAYETTE	W	11-4
* LAFAYETTE	W	9-1
* LAFAYETTE	W	9-2
at UMBC	W	11-5
WEST CHESTER	W	1-0
WEST CHESTER	W	4-3
at West Chester	L	1-3
at West Chester	W	11-5
HOWARD	W	90 (f)
* at Holy Cross	W	15-1
* at Holy Cross	W	8-3
* at Holy Cross	W	6-3
* at Holy Cross	W	15-1
* at Army	W	7-4 (8)
* at Army	L	7-12
* at Army	W	8-7
* at Army	W	23-3
\$ at Delaware	L	1-7
\$ at Delaware	W	3-2
\$ at Delaware	W	6-2
! at Clemson	L	4-8
! vs. Alabama	L	0-6

\* *Patriot League game*  
 # *Service Academy Spring Classic*  
 ^ *Big Four Classic*  
 \$ *NCAA Play-In Series*  
 ! *NCAA Tournament*

### 1996 (24-28, 11-9)

Head Coach: Bob MacDonald		
Captain: Brian Bernth		
# vs. Notre Dame	L	0-1
# vs. Memphis	L	0-8
# vs. Army	L	6-8
# vs. Air Force	L	3-4
vs. Indiana State	W	3-2
vs. New Mexico State	L	8-12
vs. Indiana State	L	13-16
vs. New Mexico	L	5-17
at Washington	W	5-4
at Washington	L	2-14 (8)
vs. Washington State	L	9-14 (8)
vs. Lewis-Clark State	L	0-10
at UMES	W	17-1
MONMOUTH	L	3-5
MONMOUTH	L	2-8
MONMOUTH	W	5-2
MONMOUTH	L	1-3
CONNECTICUT	L	2-6
HARTFORD	W	13-6
DELAWARE STATE	W	11-3
DELAWARE STATE	W	18-3
UMES	W	16-2
GEORGE WASHINGTON	W	7-4
* HOLY CROSS	L	2-6
* HOLY CROSS	W	12-2
* HOLY CROSS	W	12-4
* HOLY CROSS	W	8-4
UMBC	L	10-13
* at Lafayette	L	5-7
* at Lafayette	L	4-5 (8)
* at Lafayette	L	4-5
* at Lafayette	W	10-3
CATHOLIC	W	21-1
* LEHIGH	W	5-0
* LEHIGH	L	5-9
* LEHIGH	L	0-2
* LEHIGH	W	14-3
at George Washington	L	2-4
* ARMY	W	13-4
* ARMY	W	7-6
* ARMY	W	4-3
* ARMY	L	8-12
TOWSON	W	4-3
TEMPLE	L	10-13
* at Bucknell	W	2-1

* at Bucknell	W	13-6
* at Bucknell	L	2-3
* at Bucknell	L	3-6
^ vs. Lehigh	W	10-0
^ at Bucknell	L	6-10
^ at Bucknell	W	8-5
^ at Bucknell	L	7-12

\* *Patriot League game*  
 # *Service Academy Spring Classic*  
 ^ *Patriot League Tournament*

### 1997 (19-27, 12-6)

Head Coach: Bob MacDonald		
Captain: Matt Smith		
at Duke	L	5-7
at Duke	L	0-2
at Jacksonville	L	0-17
at Jacksonville	L	4-16
at Jacksonville	L	5-7
at Richmond	W	7-5
at Richmond	L	4-11
at Richmond	L	5-13
# at Arkansas	L	4-6
at UNC Wilmington	L	3-4
at N.C. State	L	1-8
at N.C. State	L	1-11
at N.C. State	L	3-4
at Georgetown	W	9-1
PROVIDENCE	L	0-1 (10)
PROVIDENCE	L	2-6
PROVIDENCE	W	3-2
PROVIDENCE	L	1-2 (8)
CONNECTICUT	W	6-4
PENN	L	2-9
PENN	L	2-7
WILLIAM PATERSON	L	1-2
WILLIAM PATERSON	W	8-2
GEORGE MASON	W	5-3
* at Holy Cross	L	3-7
* at Holy Cross	W	10-3
* at Holy Cross	W	7-0
GEORGE WASHINGTON	W	8-0
* LAFAYETTE	W	14-2
* LAFAYETTE	W	11-5
* LAFAYETTE	W	18-4
at Maryland	L	7-8
* at Lehigh	W	4-1
* at Lehigh	W	4-2
* at Lehigh	L	1-6
* at Lehigh	W	10 (8)
at UMBC	L	6-20
* at Army	L	1-3
* at Army	W	7-1
* at Army	L	8-9
* at Army	L	2-9
* BUCKNELL	W	4-1
* BUCKNELL	W	8-5
* BUCKNELL	W	2-1
* BUCKNELL	L	6-7 (9)
^ vs. Bucknell	L	4-9

\* *Patriot League game*  
 # *Service Academy Spring Classic*  
 ^ *Patriot League Tournament*

### 1998 (26-17, 15-5)

Head Coach: Bob MacDonald		
Captain: Toph Lake		
! at UNC Wilmington	L	2-8
! vs. Richmond	L	11-18
! vs. James Madison	W	11-7
# vs. West Virginia	L	4-5
# vs. Air Force	W	2-1
# vs. Army	W	2-0
# vs. West Virginia	L	1-7
at Charleston Southern	L	0-1
at The Citadel	W	4-0

at The Citadel	W	5-4
at College of Charleston	W	6-5
at College of Charleston	L	6-9
TOWSON	L	0-5
at George Washington	L	1-3
* at Lafayette	W	30-2
* at Lafayette	L	4-6
* at Lafayette	W	18-4
* at Lafayette	W	9-4
UMBC	W	10-2
* LEHIGH	W	16-4
* LEHIGH	W	7-0
* LEHIGH	W	8-3
* LEHIGH	L	3-4
MARYLAND	L	6-13
* ARMY	W	19-7
* ARMY	W	16-3
* ARMY	W	7-2
* ARMY	W	9-8 (8)
UMES	W	24-3
* at Bucknell	W	4-3
* at Bucknell	W	8-4
* at Bucknell	L	6-7 (10)
* at Bucknell	L	3-4
at George Mason	L	8-11
* HOLY CROSS	W	19-5
* HOLY CROSS	L	8-11
* HOLY CROSS	W	10-3
* HOLY CROSS	W	10-1
^ BUCKNELL	W	11-3
^ BUCKNELL	W	8-6
\$ MONMOUTH	L	1-5
\$ MONMOUTH	W	11-4
\$ MONMOUTH	L	4-8

\* *Patriot League game*  
 ! *Ralston Purina Baseball Challenge*  
 # *Service Academy Spring Classic*  
 ^ *Patriot League Tournament*  
 \$ *NCAA Play-In Series*

### 1999 (27-22-1, 15-5)

Head Coach: Bob MacDonald		
Captain: Pat Klokow		
at Guilford	W	9-1
at Lynchburg	L	0-1
# vs. Connecticut	L	1-4
# vs. Army	W	7-4
# vs. Air Force	L	2-3
# vs. Memphis	L	2-12
! vs. Portland	L	3-11
! vs. North Carolina	L	3-11
! vs. New Mexico	T	9-9
! vs. Gonzaga	L	0-19
! vs. Seton Hall	W	7-4
! vs. Penn	W	16-1
GEORGE MASON	L	0-8
at Towson	L	1-12
DUQUESNE	W	7-4
DUQUESNE	L	9-10
GEORGE WASHINGTON	W	6-5
BROWN	L	3-5
BROWN	W	4-2
BROWN	L	4-8
at UMBC	L	0-3
* LAFAYETTE	W	25-0
* LAFAYETTE	W	8-0
* LAFAYETTE	W	8-7
* LAFAYETTE	W	7-2
CATHOLIC	W	6-4
* at Lehigh	L	3-4
* at Lehigh	W	11-3
* at Lehigh	W	5-1
* at Lehigh	W	7-1
at George Washington	W	17-12
* at Army	W	3-0
* at Army	W	6-2 (8)
* at Army	L	5-9

* at Army	W	10-1
* BUCKNELL	W	3-2
* BUCKNELL	L	3-8
* BUCKNELL	L	4-13
* BUCKNELL	W	4-2
TEMPLE	L	3-13
* at Holy Cross	W	7-5
* at Holy Cross	W	18-4
* at Holy Cross	W	5-4 (11)
* at Holy Cross	L	6-8
^ vs. Holy Cross	W	8-4
^ at Bucknell	W	10-7
^ at Bucknell	L	4-7
^ at Bucknell	W	13-9
\$ at Alabama	L	3-16
\$ vs. South Alabama	L	0-10

\* *Patriot League game*  
 # *Service Academy Spring Classic*  
 ! *Pepsi Johnny Quik Classic*  
 ^ *Patriot League Tournament*  
 \$ *NCAA Tournament*

### 2000 (24-20-1, 14-6)

Head Coach: Bob MacDonald		
Captain: Tony Moore		
at Jacksonville	L	6-22
vs. Kentucky	L	2-11
at Jacksonville	L	5-6
# vs. Ohio State	W	4-3 (8)
# vs. Air Force	L	0-5
* vs. Army	W	9-0
at East Carolina	L	9-10
at East Carolina	L	6-7
at East Carolina	L	2-3
vs. Kent State	L	3-8
at The Citadel	L	0-3
at The Citadel	L	3-16
at Charleston Southern	W	3-2
at Charleston Southern	W	9-7
at Charleston Southern	T	3-3 (8)
COLUMBIA	W	9-4
COLUMBIA	W	8-6
COLUMBIA	W	5-2
COLUMBIA	W	10-4
GEORGETOWN	W	8-6
* LEHIGH	W	7-2
* LEHIGH	W	3-2
* LEHIGH	W	3-2
* LEHIGH	L	10-14
at George Washington	L	5-6
* ARMY	L	5-6
* ARMY	W	4-1
* ARMY	L	6-11
* ARMY	W	4-3 (8)
TOWSON	W	10-3
* at Bucknell	L	7-9
* at Bucknell	L	6-14
* at Bucknell	W	7-3 (9)
* at Bucknell	W	6-3
at George Mason	L	1-22
* HOLY CROSS	W	4-1
* HOLY CROSS	W	4-2
* HOLY CROSS	W	13-0
* HOLY CROSS	W	14-6
* at Lafayette	W	13-1
* at Lafayette	W	13-1
* at Lafayette	W	7-6
* at Lafayette	L	1-6
^ ARMY	L	4-13
^ ARMY	L	7-8

\* *Patriot League game*  
 # *Service Academy Spring Classic*  
 ^ *Patriot League Tournament*

### 2001 (21-25-1, 14-6)

Head Coach: Steve Whitmyer		
Captain: Scott Vane		
at Virginia	L	1-9
at Virginia	L	3-10
at Virginia	L	2-6
# vs. Air Force	L	2-4
# vs. Memphis	L	2-11
# vs. Army	W	7-4
# vs. Army	W	12-10
! at Fresno State	L	1-10
! vs. Notre Dame	T	44 (10)
! vs. New Mexico	L	3-9
! vs. Portland	L	5-10
! vs. Bucknell	L	9-12 (8)
! vs. New Mexico	L	2-4
GEORGE WASHINGTON	L	2-3
DUQUESNE	L	2-3
DUQUESNE	L	7-8
DUQUESNE	W	2-0
DUQUESNE	W	4-0
at UMBC	W	12-11
* at Lehigh	W	6-4
* at Lehigh	W	7-4 (11)
* at Lehigh	W	21-4
* at Lehigh	L	3-4
GEORGE MASON	L	4-8
* at Army	L	8-14
* at Army	L	2-3
* at Army	W	6-2
* at Army	W	3-1
at Towson	L	2-13 (7)
* BUCKNELL	W	10-6
* BUCKNELL	W	4-1
* BUCKNELL	W	5-1
* BUCKNELL	L	3-5 (8)
at George Washington	L	3-16
at Georgetown	L	2-3
at Georgetown	W	10-7
* at Holy Cross	W	17-2
* at Holy Cross	W	6-4
* at Holy Cross	W	6-5 (8)
* at Holy Cross	L	1-4
TEMPLE	W	6-4
* LAFAYETTE	L	3-7
* LAFAYETTE	W	8-4
* LAFAYETTE	W	4-3
* LAFAYETTE	W	4-3
^ BUCKNELL	L	4-6
^ BUCKNELL	L	2-6

\* *Patriot League game*  
 # *Service Academy Spring Classic*  
 ! *Pepsi Johnny Quik Classic*  
 ^ *Patriot League Tournament*

### 2002 (23-25, 13-7)

Head Coach: Steve Whitmyer		
Captain: Dominic Nicolini		
at Duke	L	4-6
at Duke	W	8-4
at Duke	L	4-8
at Old Dominion	L	4-5
at Old Dominion	L	3-5
at Old Dominion	L	0-7
# vs. Villanova	W	6-5
# vs. Air Force	L	9-11
# vs. Memphis	W	11-7
# vs. Villanova	W	4-0
vs. Rhode Island	W	5-3
at North Florida	L	3-14
at Stetson	L	3-6
at Stetson	L	7-10
vs. Butler	L	1-5
BROWN	L	1-11
PENN STATE	L	1-12
PENN STATE	L	7-10
* ARMY	W	3-2 (8)



# 2024 NAVY BASEBALL

## YEAR-BY-YEAR RESULTS

* ARMY	W	3-2
* ARMY	W	12-11
* ARMY	L	3-10
* at Bucknell	L	0-2
* at Bucknell	L	3-4 (8)
* at Bucknell	W	6-4 (8)
* at Bucknell	L	1-4
at UMBC	L	4-7 (8)
at Maryland	L	4-5
* HOLY CROSS	W	8-1
* HOLY CROSS	W	3-2
* HOLY CROSS	L	2-3 (10)
* HOLY CROSS	W	5-3
MARYLAND	L	4-8
* at Lafayette	W	4-0
* at Lafayette	W	3-0
* at Lafayette	W	6-3
* at Lafayette	L	3-8
UMBC	W	9-5
at George Mason	W	3-2
* LEHIGH	L	2-4
* LEHIGH	W	4-3
* LEHIGH	W	2-0
* LEHIGH	W	8-7 (10)
* LEHIGH	W	5-3
* LEHIGH	W	11-7
\$ vs. Richmond	L	5-15
\$ vs. George Washington	W	6-4
\$ at Wake Forest	L	1-13

\* Patriot League game  
# Service Academy Spring Classic  
^ Patriot League Tournament  
\$ NCAA Tournament

### 2003 (21-24, 12-8)

Head Coach: Steve Whitmyer  
Captain: Rich McDevitt

at College of Charleston	L	3-6
at College of Charleston	L	2-9
at College of Charleston	L	1-11
# vs. Arkansas	L	1-8
at Virginia	L	1-12
vs. Notre Dame	L	3-7
at North Florida	L	3-9
vs. Eastern Illinois	W	8-7 (8)
vs. Eastern Illinois	W	15-1
vs. Creighton	L	2-7
vs. Notre Dame	L	2-11
UMBC	W	9-1
CONNECTICUT	L	4-6
HARTFORD	W	11-5
HARTFORD	W	24-2
at Maryland	L	5-6
* at Army	W	2-0
* at Army	W	5-1
* at Army	L	5-6
* at Army	W	8-5
GEORGETOWN	W	7-6
* BUCKNELL	L	1-4
* BUCKNELL	L	2-3 (9)
* BUCKNELL	W	2-1
* BUCKNELL	L	0-2
* at Holy Cross	W	4-1
* at Holy Cross	W	11-4
* at Holy Cross	W	6-3
* at Holy Cross	L	5-6
at Temple	L	8-17
* LAFAYETTE	W	5-0
* LAFAYETTE	W	2-0
* LAFAYETTE	W	4-3
* LAFAYETTE	L	5-7
GEORGETOWN	W	10-9
* at Lehigh	L	3-4
* at Lehigh	W	7-1
* at Lehigh	L	1-7
* at Lehigh	W	3-1
MARYLAND	L	2-7

at UMBC	L	1-5
^ vs. Lehigh	W	6-3
^ at Bucknell	W	16-3
^ at Bucknell	L	4-10
^ at Bucknell	L	9-20

\* Patriot League game  
# Service Academy Spring Classic  
^ Patriot League Tournament

### 2004 (14-36, 7-13)

Head Coach: Steve Whitmyer  
Captain: Dean Farmer

at Duke	L	1-8
at Duke	L	3-15
at Old Dominion	L	0-7
at Old Dominion	W	4-2
at Old Dominion	L	6-8
at UMES	L	1-2
at UMES	L	2-3
# vs. Memphis	L	2-5
# vs. Air Force	L	0-7
# vs. Indiana	L	4-5 (11)
UMBC	W	5-4
PACE	L	1-2
PACE	W	5-2
PACE	W	3-1
UMES	W	9-3
DUKE	L	7-9
DUKE	L	7-10
at Point Loma Nazarene	L	3-6
at San Diego	L	0-14
at San Diego	L	1-8
at Georgetown	L	1-3
DELAWARE STATE	W	3-2
* at Bucknell	L	1-2
* at Bucknell	L	1-5
* at Bucknell	W	9-7
* at Bucknell	L	1-9
TEMPLE	L	9-15
GEORGE MASON	L	1-12
* HOLY CROSS	L	1-4
* HOLY CROSS	W	9-6
* HOLY CROSS	W	6-3
* HOLY CROSS	W	2-1
at George Washington	L	0-8
at Delaware State	L	7-11
* at Lafayette	W	10-9
* at Lafayette	L	6-18
* at Lafayette	L	3-10
* at Lafayette	L	2-4
COPPINS STATE	L	7-10
* LEHIGH	L	4-8
* LEHIGH	L	2-16
* LEHIGH	L	1-3
* LEHIGH	W	8-3
at UMBC	L	9-10
* ARMY	L	2-10
* ARMY	W	4-3
* ARMY	L	2-15
* ARMY	L	4-5 (11)
UMBC	W	6-2
at George Mason	L	11-12

\* Patriot League game  
# Service Academy Spring Classic

### 2005 (12-33-1, 6-14)

Head Coach: Steve Whitmyer  
Captain: Trevor Thompson

at Savannah State	W	17-8
at Savannah State	L	7-15
vs. Villanova	T	10-10 (8)
vs. Virginia Tech	L	0-9
# vs. Missouri	L	2-25
# vs. Air Force	W	5-3
# vs. Indiana	W	6-5 (12)
at VMI	L	0-4

at VMI	L	5-18
at East Carolina	L	5-6
at East Carolina	L	4-17
at East Carolina	L	0-14
at Duke	L	3-5
BOSTON COLLEGE	L	1-13
BOSTON COLLEGE	L	3-9
BOSTON COLLEGE	L	0-16
BUFFALO	L	2-7
BUFFALO	L	0-2
BUFFALO	L	0-8
GEORGETOWN	W	3-0
UMBC	L	2-11
* BUCKNELL	W	11-0
* BUCKNELL	W	3-2
* BUCKNELL	L	1-8
* BUCKNELL	L	7-18
* at Holy Cross	L	1-4
* at Holy Cross	L	9-10
* at Holy Cross	L	0-1
* at Holy Cross	W	5-3
* at Holy Cross	W	7-2
* LAFAYETTE	L	1-5
* LAFAYETTE	W	3-2
* LAFAYETTE	L	4-9
* LAFAYETTE	L	4-10
at George Mason	L	1-14
* at Lehigh	L	5-10
* at Lehigh	W	6-4
* at Lehigh	L	0-3
* at Lehigh	W	6-1
COPPINS STATE	L	5-8
at Georgetown	W	8-3
* at Army	L	0-3
* at Army	L	1-6
* at Army	L	5-11
* at Army	L	2-3
GEORGE MASON	L	2-4

\* Patriot League game  
# Service Academy Spring Classic

### 2006 (32-21-1, 8-12)

Head Coach: Paul Kostacopoulos  
Captain: D.J. Faldowski

COPPINS STATE	W	8-2
COPPINS STATE	T	8-8 (11)
at Florida A&M	W	7-2
at Florida A&M	W	7-3
at Florida A&M	W	4-3
at Old Dominion	W	7-6
at Old Dominion	L	4-11
at Old Dominion	L	3-9
# vs. Indiana State	W	6-4
# vs. Air Force	W	11-6
# at Memphis	W	7-6
at Georgetown	L	5-8
CENTRAL CONN. ST.	W	4-3
CENTRAL CONN. ST.	W	5-2
CENTRAL CONN. ST.	L	9-12
UMBC	L	6-7
at UMES	W	14-0
at UMES	W	11-3
at UMES	W	11-7
MOUNT ST. MARY'S	W	5-1
MONMOUTH	W	4-3
MONMOUTH	W	54 (11)
MONMOUTH	L	6-7
GEORGETOWN	L	7-11
PRINCETON	W	2-1 (10)
PRINCETON	L	0-4
PRINCETON	W	3-2
at George Mason	W	11-9 (10)
* HOLY CROSS	W	10-1
* HOLY CROSS	W	4-2
* HOLY CROSS	W	2-1
* HOLY CROSS	W	7-5
* at Lafayette	W	4-0

* at Lafayette	L	0-5
* at Lafayette	L	4-6
* at Lafayette	W	7-2
at UMBC	W	5-1
* LEHIGH	L	2-3 (8)
* LEHIGH	L	2-6
* LEHIGH	L	3-7
* LEHIGH	L	4-13
GEORGE MASON	W	6-5
DELAWARE STATE	W	15-7
* vs. Army	L	0-4
* vs. Army	W	2-0
* ARMY	L	1-4
* ARMY	L	1-6
at Coppin State	L	7-8
* at Bucknell	L	0-3
* at Bucknell	L	8-10
* at Bucknell	L	6-8
* at Bucknell	W	13-12
COPPINS STATE	W	2-0
COPPINS STATE	W	11-3

\* Patriot League game  
# Service Academy Spring Classic

### 2007 (35-20, 12-8)

Head Coach: Paul Kostacopoulos  
Captain: Michael Garcia

at Florida A&M	W	12-3
at Florida A&M	L	5-6
at Florida A&M	W	5-1
at Florida A&M	W	7-1
IONA	W	4-2
IONA	W	5-4
DELAWARE STATE	W	7-4
# vs. Air Force	W	7-1
# vs. Air Force	W	7-5
# vs. Missouri	L	0-5
GEORGETOWN	W	2-1
CENTRAL CONN. ST.	L	1-9
CENTRAL CONN. ST.	L	2-5
CENTRAL CONN. ST.	W	1-0
MONMOUTH	W	2-1
MONMOUTH	L	2-5
MONMOUTH	W	2-1
MONMOUTH	W	2-1
BUFFALO	W	7-0
MOUNT ST. MARY'S	L	3-18
BUFFALO	W	9-7
DUQUESNE	W	6-1
DUQUESNE	L	0-16
at George Mason	L	10-12
YALE	W	4-3
YALE	L	1-2
YALE	W	6-5 (11)
at Mount St. Mary's	W	16-3
* at Holy Cross	W	7-6
* at Holy Cross	W	12-8
* at Holy Cross	W	8-1
* at Holy Cross	W	11-7
* LAFAYETTE	L	2-3 (8)
* LAFAYETTE	L	0-5
* LAFAYETTE	L	3-6
* LAFAYETTE	W	4-3
at Coppin State	W	15-2 (7)
* at Lehigh	W	6-1
* at Lehigh	W	13-10
* LEHIGH	W	7-2
* LEHIGH	W	8-3
at Georgetown	L	3-6
GEORGE MASON	W	6-2
* at Army	L	3-4 (8)
* at Army	W	6-4
* at Army	L	0-1 (9)
* at Army	L	3-11
at Delaware State	L	3-4 (10)
* BUCKNELL	L	0-7
* BUCKNELL	W	7-1
* BUCKNELL	L	0-11

* BUCKNELL	W	7-6
UMES	W	3-0
UMES	W	1-0
UMES	W	10-4
^ vs. Army	L	3-5

\* Patriot League game  
# Service Academy Spring Classic  
^ Patriot League Tournament

### 2008 (32-25-1, 11-9)

Head Coach: Paul Kostacopoulos  
Captain: Thomas Hamilton

# vs. Air Force	W	6-5
# vs. Air Force	W	16-5
# vs. Arkansas State	L	1-8
DARTMOUTH	L	0-1
DARTMOUTH	W	12-5
DARTMOUTH	L	3-4 (10)
UMBC	L	6-18
RHODE ISLAND	W	6-4
CENTRAL CONN. ST.	L	3-5
IONA	W	5-0
IONA	W	11-5
at Virginia	L	5-11
at UMES	W	20-6
MONMOUTH	W	6-3
MAINE	W	5-4
DUQUESNE	L	4-11
BELMONT ABBEY	W	11-9
PRINCETON	W	6-3
PRINCETON	W	2-1 (8)
PRINCETON	L	4-20
PRINCETON	W	3-2
TOWSON	W	8-7
* at Lafayette	L	1-2 (8)
* at Lafayette	W	3-2
* at Lafayette	W	13-5
* at Lafayette	W	6-5 (13)
at Maryland	L	6-13
* LEHIGH	W	5-2
* LEHIGH	W	4-1
* at Lehigh	W	4-2
* at Lehigh	L	5-6
at UMBC	L	7-8
GEORGETOWN	L	0-6
* ARMY	L	3-14
* ARMY	L	1-2 (8)
* ARMY	L	2-10
* ARMY	L	4-7
COPPINS STATE	W	16-6
at Georgetown	L	2-6
* at Bucknell	W	4-0
* at Bucknell	W	16-6
* at Bucknell	L	2-8
* at Bucknell	L	4-5
UMES	W	5-1
at Coppin State	W	13-3
* HOLY CROSS	W	6-5 (9)
* HOLY CROSS	W	9-3
* HOLY CROSS	L	5-11
* HOLY CROSS	W	2-1
at Delaware State	W	17-5
NEW YORK TECH	T	9-9
NEW YORK TECH	L	2-4
NEW YORK TECH	W	2-0
^ HOLY CROSS	L	0-6
^ HOLY CROSS	W	12-1
^ HOLY CROSS	W	9-5
% BUCKNELL	L	6-7
% BUCKNELL	L	7-8

\* Patriot League game  
# Service Academy Spring Classic  
^ Patriot League Semifinal Series  
% Patriot League Championship Series



# 2024 NAVY BASEBALL

## YEAR-BY-YEAR RESULTS

### 2009 (20-26-1, 8-12)

Head Coach: Paul Kostacopoulos

Captain: JD Melton

# vs. Air Force	L	0-2
# vs. Pittsburgh	W	3-1
DELAWARE STATE	T	5-5 (11)
CORNELL	L	0-7
CORNELL	L	4-5
IONA	W	7-4
CENTRAL CONN. ST.	L	6-9
CENTRAL CONN., ST.	W	14-7
IONA	W	15-3
at Virginia	L	1-17
MONMOUTH	L	5-7 (11)
UMASS	W	6-5 (10)
MONMOUTH	L	5-11
at Georgetown	L	2-3 (10)
at Mount St. Mary's	L	7-10
PRINCETON	W	11-3
PRINCETON	L	0-4
PRINCETON	L	6-8
PRINCETON	L	2-5
GEORGETOWN	L	6-10
* LAFAYETTE	W	5-4
* LAFAYETTE	L	1-2
* LAFAYETTE	W	2-1 (8)
* LAFAYETTE	W	13-4
MARYLAND	L	3-7
* at Lehigh	W	3-1
* at Lehigh	W	4-3
* at Lehigh	L	5-6
* at Lehigh	L	0-6
at UMBC	W	10-1
* at Army	L	6-9
* at Army	L	0-6
* at Army	L	5-11
* at Army	W	12-10
at Towson	W	9-3
* BUCKNELL	L	2-8
* BUCKNELL	W	16-8
* BUCKNELL	L	4-6
* BUCKNELL	L	4-9
UMES	W	10-6
at UMES	W	10-7
* at Holy Cross	L	8-13
* at Holy Cross	W	12-11
* at Holy Cross	L	5-9
* at Holy Cross	L	2-9
at Delaware State	W	8-4
NEW YORK TECH	W	12-5

\* Patriot League game  
# Service Academy Spring Classic

### 2010 (30-21, 7-13)

Head Coach: Paul Kostacopoulos

Captain: Steven Soares

# vs. Delaware State	W	13-3
# vs. Iona	W	7-2
# at N.C. Central	W	9-2
MD EASTERN SHORE	W	12-10
vs. Air Force	W	17-5
vs. Air Force	L	4-12
vs. Air Force	W	10-9 (11)
COPPIN STATE	W	13-5
CENTRAL CONN STATE	W	12-9
CENTRAL CONN STATE	W	14-8
CENTRAL CONN STATE	W	5-4 (11)
MOUNT ST. MARY'S	L	3-6
MONMOUTH	L	1-3
IONA	W	8-5
IONA	W	5-2
IONA	W	6-2
PRINCETON	L	2-6
PRINCETON	W	5-3
PRINCETON	W	10-4
PRINCETON	L	3-4
at Georgetown	L	2-5

UMBC	W	1-0
UMBC	L	1-2
UMBC	W	4-3
at Maryland	L	1-5
* LEHIGH	L	2-4
* LEHIGH	W	9-7
* LEHIGH	L	2-5
* LEHIGH	W	7-0
GEORGE WASHINGTON	W	9-6
* ARMY	L	6-8
* ARMY	L	3-11
* ARMY	W	4-2
* ARMY	L	2-5
at MD Eastern Shore	W	11-3
* at Bucknell	L	4-5
* at Bucknell	W	11-8
* at Bucknell	L	0-1
* at Bucknell	L	4-7
TOWSON	W	11-4
* HOLY CROSS	W	4-3
* HOLY CROSS	W	9-0
* HOLY CROSS	L	3-8
* HOLY CROSS	L	1-6
at Coppin State	W	12-7
* at Lafayette	L	5-7
* at Lafayette	L	8-10
* at Lafayette	L	6-7
* at Lafayette	W	20-5
at Delaware State	W	4-3
DELAWARE STATE	W	3-0

\* Patriot League game  
# Eagle Baseball Classic

### 2011 (33-25-1, 12-8)

Head Coach: Paul Kostacopoulos

Captain: Jeff Bland

at Presbyterian	L	5-12
at Presbyterian	L	5-12
at Presbyterian	L	7-10
UMBC	L	3-8
UMBC	W	6-1
vs. Eastern Illinois	W	9-6
vs. Bradley	L	2-3 (10)
vs. Illinois State	L	5-6
vs. Northwestern	W	6-5
MOUNT ST. MARY'S	L	6-10
PRINCETON	L	6-10
PRINCETON	L	2-4 (8)
PRINCETON	W	7-5
at Georgetown	W	6-3
* ARMY	L	0-2
* ARMY	L	2-6
* ARMY	L	5-9 (9)
* ARMY	L	2-7
COPPIN STATE	W	5-0
* at Bucknell	L	2-3 (10)
* at Bucknell	W	3-2
* at Bucknell	W	3-2
* at Bucknell	L	3-10
GEORGE MASON	L	6-8
* HOLY CROSS	L	4-8
* HOLY CROSS	L	3-6
* HOLY CROSS	W	8-2
* HOLY CROSS	L	3-15
at Maryland-Eastern Shore	W	10-0
DELAWARE STATE	L	1-4
* at Lafayette	W	13-3
* at Lafayette	W	21-3
* at Lafayette	W	10-2
* at Lafayette	W	4-1
* at Lafayette	W	4-1
* at Army	L	0-3
* at Army	W	4-3
* at Army	W	3-2
* at Army	L	5-6 (10)
at George Mason	L	6-13
* BUCKNELL	L	1-2
* BUCKNELL	W	5-2
* BUCKNELL	W	6-5 (8)
* BUCKNELL	L	7-15
MD EASTERN SHORE	W	10-3
* at Holy Cross	L	6-8

* at Holy Cross	W	10-8
* at Holy Cross	W	11-2
* at Holy Cross	W	5-2
at Georgetown	L	2-17
* LAFAYETTE	W	4-2
* LAFAYETTE	L	8-9
* LAFAYETTE	L	3-4
* LAFAYETTE	W	4-2
at MD Eastern Shore	W	14-3
DELAWARE STATE	L	1-14
% BUCKNELL	L	0-1 (16)
% BUCKNELL	W	6-1
% BUCKNELL	W	6-0
% ARMY	W	4-3
% ARMY	L	3-6
% ARMY	W	5-3
\$ at Virginia	L	0-6
\$ vs. East Carolina	L	1-6

\* Patriot League game  
# Freedom Classic, Kinston, N.C.  
% Patriot League Tournament  
\$ NCAA Charlottesville Regional, Charlottesville, Va.

### 2012 (23-29, 9-11)

Head Coach: Paul Kostacopoulos

Captain: Alex Azor

at North Carolina A&T	W	3-1
at North Carolina A&T	L	2-7
at North Carolina A&T	W	11-4
MD EASTERN SHORE	W	21-1
# vs. Air Force	L	7-8 (10)
# vs. Air Force	L	4-10
# vs. Air Force	W	7-4
CENTRAL CONN STATE	W	4-3
CENTRAL CONN STATE	L	2-3
TOWSON	L	2-9
No. 25 MARYLAND	L	2-4
at UMBC	L	6-15
UMBC	W	15-2
UMBC	W	6-1
vs. Eastern Illinois	W	9-6
vs. Bradley	L	2-3 (10)
vs. Illinois State	L	5-6
vs. Northwestern	W	6-5
MOUNT ST. MARY'S	L	6-10
PRINCETON	L	6-10
PRINCETON	L	2-4 (8)
PRINCETON	W	7-5
at Georgetown	W	6-3
* ARMY	L	0-2
* ARMY	L	2-6
* ARMY	L	5-9 (9)
* ARMY	L	2-7
COPPIN STATE	W	5-0
* at Bucknell	L	2-3 (10)
* at Bucknell	W	3-2
* at Bucknell	W	3-2
* at Bucknell	L	3-10
GEORGE MASON	L	6-8
* HOLY CROSS	L	4-8
* HOLY CROSS	L	3-6
* HOLY CROSS	W	8-2
* HOLY CROSS	L	3-15
at Maryland-Eastern Shore	W	10-0
DELAWARE STATE	L	1-4
* at Lafayette	W	13-3
* at Lafayette	W	21-3
* at Lafayette	W	10-2
* at Lafayette	W	4-1
* at Lafayette	W	4-1
* at Army	L	0-3
* at Army	W	4-3
* at Army	W	3-2
* at Army	L	5-6 (10)
at George Mason	L	6-13
* BUCKNELL	L	1-2
* BUCKNELL	W	5-2
* BUCKNELL	W	6-5 (8)
* BUCKNELL	L	7-15
MD EASTERN SHORE	W	10-3
* at Holy Cross	L	6-8

% at Holy Cross	L	2-4 (10)
-----------------	---	----------

\* Patriot League game

# Freedom Classic, Kinston, N.C.

% Patriot League Tournament

### 2013 (28-23, 13-7)

Head Coach: Paul Kostacopoulos

Captain: Joel Rinehart

at Norfolk State	W	4-3
at Norfolk State	L	6-7
at Norfolk State	W	13-1
COPPIN STATE	L	8-10
# Air Force	W	3-1
# Air Force	L	7-8
# Air Force	W	3-2
# Air Force	L	3-13
CENTRAL CONN.	L	1-7
CENTRAL CONN.	W	3-2
CENTRAL CONN.	L	2-4
CENTRAL CONN.	L	4-6
vs. LIU-Brooklyn	W	12-0
vs. North Dakota State	L	1-5
vs. Valparaiso	L	1-7
vs. No. 24 Indiana	L	0-4
vs. Miami (Ohio)	L	0-6
vs. Yale	W	6-5
DELAWARE STATE	W	12-10
PRINCETON	W	8-2
PRINCETON	W	2-1
PRINCETON	L	4-10
PRINCETON	W	5-4 (11)
MD-EASTERN SHORE	W	9-4
* at Army	W	7-1
* at Army	W	4-2
* at Army	W	15-4
* at Army	L	7-14
* at Towson	W	5-3
* BUCKNELL	W	2-1 (11)
* BUCKNELL	L	4-8
* BUCKNELL	L	1-3
* BUCKNELL	L	10-16
at Coppin State	L	6-7
* at Holy Cross	L	0-3
* at Holy Cross	L	9-10
* at Holy Cross	W	5-1
* at Holy Cross	W	7-1
at MD-Eastern Shore	W	13-2
* LAFAYETTE	W	4-3 (10)
* LAFAYETTE	L	6-7 (10)
* LAFAYETTE	W	1-0 (10)
* LAFAYETTE	W	7-2
at Delaware State	W	7-2
* at Lehigh	W	5-3
* at Lehigh	W	6-1
* at Lehigh	W	4-2
* at Lehigh	W	12-5
GEORGE WASHINGTON	L	2-5
% ARMY	L	2-4
% ARMY	L	3-7

\* Patriot League game  
# Freedom Classic, Kinston, N.C.  
% Patriot League Tournament

MONMOUTH	W	4-3
TOWSON	L	2-3
WASHINGTON COLL.	W	9-3
UMBC	L	3-8
QUINNIPIAC	W	15-0
QUINNIPIAC	W	3-2
QUINNIPIAC	L	3-4
QUINNIPIAC	W	8-4
DELAWARE STATE	W	12-1
PRINCETON	L	0-1
PRINCETON	W	9-4
PRINCETON	W	8-2
PRINCETON	L	2-4
at UMBC	W	9-7
* at Bucknell	L	1-2
* at Bucknell	L	1-4
* at Bucknell	L	0-1
* at Bucknell	L	2-5
COPPIN STATE	W	6-5
* HOLY CROSS	L	1-6
* HOLY CROSS	W	13-2
* HOLY CROSS	W	3-1
* HOLY CROSS	L	3-6
MD-EASTERN SHORE	L	4-10
at MD-Eastern Shore	L	7-8
* at Lafayette	W	6-0
* at Lafayette	L	4-5
* at Lafayette	W	9-8
* at Lafayette	L	7-9
at Maryland	L	4-11
* LEHIGH	W	3-2 (9)
* LEHIGH	W	7-2
* LEHIGH	W	2-1
* LEHIGH	W	4-1
at Delaware State	L	8-13
* ARMY	W	4-0
* ARMY	L	1-2
* ARMY	L	0-1
* ARMY	L	4-5
% at Bucknell	L	5-16
% at Bucknell	L	4-8

\* Patriot League game

# Freedom Classic, Kinston, N.C.

% Patriot League Tournament

### 2015 (37-20, 13-7)

Head Coach: Paul Kostacopoulos

Captain: Anthony Parenti

at North Carolina A&T	W	8-1
at North Carolina A&T	W	11-6
at North Carolina A&T	L	9-10
! MD-Eastern Shore	L	0-3 (10)
! MD-Eastern Shore	W	5-0
! MD-Eastern Shore	W	11-5
COPPIN STATE	W	20-1
# Air Force	L	1-2
# Air Force	W	5-3
# Air Force	L	2-6
DELAWARE STATE	W	10-3
IONA	W	2-1
IONA	W	7-1
DELAWARE STATE	W	13-2
TOWSON	W	3-2
NYIT	W	4-2
NYIT	W	1-0
NYIT	L	4-7
NYIT	W	15-4
GEORGETOWN	L	1-8
PRINCETON	L	3-4
PRINCETON	W	4-2
PRINCETON	W	3-1
PRINCETON	L	2-3
at UMBC	L	0-2
* BUCKNELL	W	4-2
* BUCKNELL	W	7-1
* BUCKNELL	W	2-1 (10)
* BUCKNELL	W	6-5 (14)



# 2024 NAVY BASEBALL

## YEAR-BY-YEAR RESULTS

COPPIN STATE	W	12-7
* at Holy Cross	W	1-0 (8)
* at Holy Cross	L	2-3
* at Holy Cross	L	1-9
* at Holy Cross	L	1-5
at MD-Eastern Shore	W	3-2 (10)
* LAFAYETTE	W	2-1 (8)
* LAFAYETTE	L	8-11
* LAFAYETTE	W	3-2 (12)
* LAFAYETTE	W	8-6
at Delaware State	W	15-7
* at Lehigh	W	4-0
* at Lehigh	W	21-1
* at Lehigh	L	2-3
* at Lehigh	L	4-5
UMBC	L	1-9
* at Army	W	2-1
* at Army	W	5-3
* at Army	W	3-0
* at Army	L	2-3
at Georgetown	W	8-5
CHESTNUT HILL COL.	W	6-2
% LAFAYETTE	L	8-10
% LAFAYETTE	W	12-0
% LAFAYETTE	W	8-0
% LEHIGH	L	3-7
% LEHIGH	W	9-8 (11)
% LEHIGH	L	3-4 (10)

*\* Patriot League game*  
*! Kinston High School, Kinston, N.C.*  
*# Freedom Classic, Kinston, N.C.*  
*% Patriot League Tournament*

### 2016 (43-16-1, 15-5)

Head Coach: Paul Kostacopoulos		
Captain: Robert Currie		
at North Carolina A&T	W	6-1
at North Carolina A&T	W	14-8
at North Carolina A&T	W	11-4
# Air Force	W	3-1
# Air Force	W	5-0
# Air Force	L	5-10
DELAWARE STATE	W	20-4
CENTRAL CONN.	L	2-3
CENTRAL CONN.	L	2-9
CENTRAL CONN.	L	1-8
MD-EASTERN SHORE	W	11-2
YALE	W	8-2
YALE	W	3-2
YALE	W	11-4
YALE	T	2-2 (7)
BUFFALO	W	6-2
at Towson	W	6-5
RUTGERS	W	3-2
NJIT	W	7-3
NJIT	W	4-0
at UMBC	L	4-5
PRINCETON	W	1-0
PRINCETON	W	7-0
PRINCETON	L	1-4
PRINCETON	W	1-0
at MD-Eastern Shore	W	16-4
HOLY CROSS *	L	1-3
HOLY CROSS *	L	2-4
HOLY CROSS *	W	9-0
HOLY CROSS *	W	4-2
at Georgetown	W	6-5
at Lafayette *	W	7-0
at Lafayette *	W	8-4
at Lafayette *	W	19-6
at Lafayette *	L	5-7
at Delaware State	W	16-4
LEHIGH *	W	3-0
LEHIGH *	L	2-9
LEHIGH *	W	3-0
LEHIGH *	W	10-3
UMBC	L	4-6

ARMY *	W	3-2
ARMY *	W	6-2
ARMY *	W	7-3
ARMY *	W	3-1
at George Mason	W	13-9
at Bucknell *	W	2-0
at Bucknell *	W	7-4
at Bucknell *	W	15-0
at Bucknell *	L	4-6
CHESTNUT HILL COL.	W	13-1
% BUCKNELL	L	3-9
% BUCKNELL	W	5-3
% BUCKNELL	W	13-6
% HOLY CROSS	W	2-1 (10)
% HOLY CROSS	L	2-3
% HOLY CROSS	W	1-0
\$ at No. 17 N.C. State	L	8-13
\$ Saint Mary's	W	8-5 (13)
\$ at No. 17 N.C. State	L	1-17

*\* Patriot League game*  
*# Freedom Classic, Kinston, N.C.*  
*% Patriot League Tournament*  
*\$ NCAA Raleigh Regional, Raleigh, N.C.*

### 2017 (37-17, 16-4)

Head Coach: Paul Kostacopoulos		
Captain: Kyle Condry		
at North Carolina Central	L	2-3
at North Carolina Central	L	7-8
at North Carolina Central	W	9-6
# Air Force	W	11-3
# Air Force	L	8-19
# Air Force	L	2-3 (10)
GEORGETOWN	L	3-11
CORNELL	L	2-5
CORNELL	W	8-7
CORNELL	L	5-8
MD EASTERN SHORE	W	17-5
CENTRAL CONN.	W	7-3
MARIST	W	3-2
CENTRAL CONN.	W	11-6
DELAWARE STATE	W	3-2
NYIT	W	10-5
NYIT	W	15-3
NYIT	W	12-0
NYIT	W	10-2
at Delaware State	W	18-0
PRINCETON	W	9-5
PRINCETON	L	2-4
PRINCETON	L	2-5
PRINCETON	W	8-6
at Georgetown	W	6-2
at Holy Cross * (RI)	L	3-6
at Holy Cross * (RI)	W	11-8
at Holy Cross * (NE)	W	6-1
at Holy Cross * (NE)	L	7-8
WOFFORD	L	3-6
COPPIN STATE	W	11-3
LAFAYETTE *	W	4-1
LAFAYETTE *	W	10-6
LAFAYETTE *	W	7-1
LAFAYETTE *	W	9-6
TOWSON	W	11-6
at MD Eastern Shore	W	13-5
at Lehigh *	W	2-1 (9)
at Lehigh *	W	3-2
at Lehigh *	W	1-0
at Lehigh *	W	11-5
GEORGE MASON	W	11-2
at Army *	W	7-3
at Army *	L	2-9
at Army *	W	7-2
at Army *	W	10-6
BUCKNELL *	L	0-5
BUCKNELL *	W	5-4 (10)
BUCKNELL *	W	6-1
BUCKNELL *	W	11-1

UMBC	L	1-10
SUSQUEHANNA	W	3-0
ARMY *	W	1-4
% BUCKNELL	L	0-5

*\* Patriot League game*  
*# Freedom Classic, Kinston, N.C.*  
*(RI) - Played at Brown Univ., Providence, R.I.*  
*(NE) - Played at New England Baseball Complex, Northborough, Mass.*  
*% Patriot League Tournament*

### 2018 (38-16, 18-7)

Head Coach: Paul Kostacopoulos		
Captain: Logan Knowles		
! Gardner-Webb	L	0-12
at Wake Forest	W	5-2
! Georgetown	W	2-1
# Air Force	W	16-1
# Air Force	W	6-4
# Air Force	L	10-11 (16)
UMBC	W	7-0
COPPIN STATE	W	3-1
NJIT	W	4-0
NJIT	L	1-7
NJIT	L	1-4
NJIT	W	7-1
MD EASTERN SHORE	W	16-1
RIDER	W	10-4
RIDER	W	5-3
RIDER	W	4-3 (10)
at MD Eastern Shore	W	13-6
at Delaware State	W	23-5
at Bucknell *	L	2-10
at Bucknell *	W	3-2
at Bucknell *	W	5-1
at Bucknell *	W	12-6
HOLY CROSS *	L	1-3 (11)
HOLY CROSS *	W	5-1
\$ Army *	L	3-5 (10)
\$ Army *	L	2-8
COPPIN STATE	W	11-3
LAFAYETTE *	W	6-0
LAFAYETTE *	W	20-9
LAFAYETTE *	W	10-9 (11)
DELAWARE STATE	W	7-4
at Holy Cross *	W	1-0
at Holy Cross *	W	9-5
at Holy Cross *	L	2-3 (10)
GEORGETOWN	L	2-3
LEHIGH *	W	2-1
LEHIGH *	L	4-7 (10)
LEHIGH *	W	7-1
BUCKNELL *	W	6-4
& Army *	W	4-0
at Army *	W	2-1
at Army *	W	8-0
at Lehigh *	L	0-1
at Lehigh *	W	6-1
at Lafayette *	W	10-4
at Lafayette *	W	9-7
LONGWOOD	W	2-1
LONGWOOD	W	7-1
LONGWOOD	L	2-10
% HOLY CROSS	L	2-4
% HOLY CROSS	W	4-0
% HOLY CROSS	W	4-1
% ARMY	L	5-8
% ARMY	L	3-5

*\* Patriot League game*  
*! - Played at Wake Forest, Winston-Salem, N.C.*  
*# - Freedom Classic, Kinston, N.C.*  
*\$ - Played at Camden Yards, Baltimore, Md.*  
*& - Played at Fenway Park, Boston, Mass.*  
*% - Patriot League Tournament*

### 2019 (39-17, 18-7)

Head Coach: Paul Kostacopoulos		
Captain: Christian Hodge		
at Gardner-Webb !	L	2-3
at Gardner-Webb !	L	3-5
at Gardner-Webb !	L	0-1
# Air Force	W	2-1
# Air Force	L	4-6
# Air Force	L	2-7
COPPIN STATE	W	5-3
MASSACHUSETTS	L	0-3
CENTRAL CONN.	W	5-2
MASSACHUSETTS	W	12-4 (6)
DELAWARE STATE	W	11-3
UMBC	W	13-4
CORNELL	W	2-1
CORNELL	L	2-3 (11)
CORNELL	W	5-1
at Villanova	W	5-1
at Villanova	W	14-3
BUCKNELL *	W	9-4
BUCKNELL *	W	15-2
BUCKNELL *	W	6-3
BUCKNELL *	W	11-10
MOUNT ST. MARYS	W	11-7
at Army *	W	5-2
at Army *	L	2-5
at Holy Cross	W	6-1
at Holy Cross	L	0-4
at Georgetown	W	12-3
at Lafayette	W	10-1
at Lafayette	W	24-13
at Lafayette	W	11-9
COPPIN STATE	W	5-4
at UMBC	L	3-9
HOLY CROSS *	W	3-1
HOLY CROSS *	W	4-3
HOLY CROSS *	L	1-4
at Mount St. Marys	W	8-4
at Lehigh *	W	4-1
at Lehigh *	W	3-0 (10)
at Lehigh *	L	4-16
GEORGETOWN	W	17-3
at Bucknell *	W	3-1
ARMY *	W	3-0
ARMY *	L	3-11
ARMY *	L	5-7
at George Mason	W	18-12
LEHIGH *	W	2-0
LEHIGH *	W	12-2
LAFAYETTE *	L	2-5
LAFAYETTE *	W	3-1
at Longwood	W	8-2
at Longwood	W	4-0
% LAFAYETTE	W	3-0
% LAFAYETTE	W	10-2 (12)
% ARMY	L	2-6
% ARMY	W	4-2
% ARMY	L	3-4

*\* Patriot League game*  
*! Played at Keeter Stadium, Shelby, N.C.*  
*# - Freedom Classic, Kinston, N.C.*  
*% - Patriot League Tournament*

### 2020 (14-1)

Head Coach: Paul Kostacopoulos		
Captain: Michael Cortiz		
# Georgetown	L	6-16
# Georgetown	W	6-2
# Georgetown	W	6-3
COPPIN STATE	W	6-1
AIR FORCE	W	5-4
AIR FORCE	W	3-1
AIR FORCE	W	4-3 (10)
MASSACHUSETTS	W	10-0
MASSACHUSETTS	W	4-2
MASSACHUSETTS	W	17-5

PENN STATE	W	2-1 (11)
FAIRLEIGH DICKINSON	W	3-1
UMBC	W	8-6
at Mount St. Marys	W	11-0
at MD Eastern Shore	W	6-5

*Season shortened due to COVID-19 pandemic*

### 2021 (17-15, 11-12)

Head Coach: Paul Kostacopoulos		
Captain: Jared Leins		
COPPIN STATE	W	7-2
COPPIN STATE	W	16-11
GEORGE MASON	W	7-3
GEORGE MASON	W	3-2
at Bucknell *	W	7-1
at Bucknell *	L	1-11 (7)
BUCKNELL *	W	15-10
LEHIGH *	L	1-5
LEHIGH *	W	4-3
at Lehigh *	L	1-3
at Towson	W	13-4
at Lafayette *	L	6-8
at Lafayette *	L	12-13
LAFAYETTE *	W	8-4
LAFAYETTE *	W	10-8
BUCKNELL *	L	2-4 (9)
BUCKNELL *	W	6-5
at Bucknell *	L	3-10
HOLY CROSS *	W	14-13
HOLY CROSS *	L	3-9
HOLY CROSS *	W	13-10
HOLY CROSS *	L	0-8
COPPIN STATE	L	10-12
at Lehigh *	L	0-2
at Lehigh *	L	4-8
LEHIGH *	W	7-2
at Army *	L	1-6
at Army *	W	8-7
at Army *	W	10-5 (8)
at Lehigh %	L	5-10
at Lehigh %	W	3-1 (10)
at Lehigh %	L	0-5

*\* Patriot League game*

*% - Patriot League Tournament*

### 2022 (19-26, 10-15)

Head Coach: Paul Kostacopoulos		
Captain: Christian Policelli		
UMBC	W	10-9
UMBC	W	11-10 (12)
COPPIN STATE	L	9-15
# Air Force	L	1-2
# Air Force	W	5-1
# Air Force	W	2-1
at George Mason	W	7-6
CCSU	L	2-5
CCSU	W	4-1
CCSU	L	4-11
MOUNT ST. MARYS	L	4-15
MARIST	L	1-4
MARIST	W	4-1
MARIST	L	2-5
UMASS	L	3-4
at Bucknell *	L	2-12
at Bucknell *	L	2-7
at Bucknell *	L	0-11
at Bucknell *	W	5-2
at UMES	W	7-5
HOLY CROSS *	W	9-5
HOLY CROSS *	L	3-10
ARMY *	L	0-7
ARMY *	L	0-9
at UMBC	L	5-11
at Lehigh *	L	4-10
at Lehigh *	W	9-3





## MITCH HARRIS: MLB DEBUT ON APRIL 21, 2015



### THE CALL UP

On Monday, April 21, 2015, Mitch Harris, United States Naval Academy graduate of 2008, received the word that he would be called up to join the St. Louis Cardinals' major league baseball organization. Harris took the roster spot of Peter Bourjos, who was placed on the paternity leave list. The Cardinals began a three-game road series at the Washington Nationals on Tuesday, April 22.

After spending nearly the entire exhibition season with St. Louis on their Spring Training roster, Harris was sent to the club's Triple-A organization, the Memphis Redbirds in late March. He appeared in four games in relief for the Redbirds and earned saves over the Iowa Cubs and Omaha Storm Chasers in early season action.

During his time at Navy, Harris was a top two-way talent as he compiled a career record of 20-13 with a 2.51 ERA and 291 strikeouts over 222.1 innings pitched between 2005 and 2008. As a field player, he hit .295 with 105 runs scored, 16 home runs and 112 RBI. His strikeout total is second best all-time at Navy, while his win total is eighth. Offensively, his runs, home runs and RBI number all place him amongst the top-20. A two-time All-American, Harris was a member of the All-American Third Team in 2006 before earning a spot on the honorable mention list in 2007.

After graduating the Academy in 2008, Harris was drafted by the Cardinals in the 13th round of that year's Major League Baseball draft, but his service to the United States called and he was commissioned into the United States Navy for the next five years. In 2013 with his active military obligations fulfilled, he rejoined the Cardinals organization, which had held out his playing rights for five years. In two seasons in the minor leagues, Harris had appeared in 66 games and posted a 2.77 ERA with a 6-3 record and 76 strikeouts over 94.1 innings pitched.

### THE DEBUT

MILWAUKEE – As he sat on the bullpen bench watching Adam Wainwright get helped off the field, Mitch Harris received the summons he's been waiting on for so long. He called the circumstances "bittersweet," but with his debut on Saturday, Harris became the first graduate of the United States Naval Academy since Nemo Gaines in 1921 to appear in a Major League game.

Harris, who was called up on Tuesday, threw 1 1/3 scoreless innings in the Cardinals' 5-3 win over Milwaukee. He struck out the first batter he faced, Adam Lind, and will go home with the ball he threw past the Brewers cleanup hitter.

"When the phone call came in, obviously it hit me that this is finally happening," said Harris, a former lieutenant in the Navy. "But once I hit the field, it's just like every other day. It's the same game, the same things happening. I think once the warm-ups were finished I really felt, 'OK, now I'm ready.'"

It took Harris nearly seven years to reach a Major League mound after being a 13th-round First Year Player Draft pick by the Cardinals. In between, he met his five-year service requirement in the Navy, during which he spent time in the Persian Gulf and South America. Two of his shipmates from the USS Ponce, the first of two ships Harris sailed on, were, along with Harris' fiancée, in attendance at Miller Park.

After striking out Lind, Harris allowed a pair of hits and two walks before being relieved by Matt Belisle. Belisle stranded Harris' two runners with key sixth-inning strikeouts to preserve what was then a two-run lead.

"He did a real nice job," manager Mike Matheny said of Harris. "He came in and did exactly what we hoped he would do. We just made the best of a bad situation."

*By Jenifer Langosch / MLB.com*

## NOAH SONG: SUCCESS BEYOND COLLEGE BASEBALL



Following his time at the Naval Academy that saw him rewrite the program record books and earn All-American honors twice, right-handed pitcher Noah Song was drafted by the Boston Red Sox in the fourth round of the 2019 MLB Draft. He became the highest draft pick in program history after being selected 137th overall.

Following graduation in the summer of 2019, Song pitched for the Lowell Spinners in the New York-Penn League, which was Single-A Short Season. During his stint with the Spinners, Song made seven starts and posted an ERA of 1.06 in 17 innings of work during the regular season. Song racked up 19 strikeouts during his first season in professional ball. Song also made a pair of postseason starts en route to the Spinners finishing as the runner-ups in the New York-Penn League, as he allowed two runs in six innings while striking out nine hitters during the postseason.

After his first summer in professional baseball, Song was selected to play for Team USA in the Premier12 Tournament, a qualifying event for the 2020 Olympic Games. In a tournament that featured Team USA playing in Mexico and Japan, Song made five appearances out of the bullpen and tossed 5.1 innings. Surrendering just one hit and no runs, he struck out six hitters and allowed opponents

to hit just .063 off him in the international event. Song also registered the fastest pitch overall at the tournament after hurling a fastball that topped out at 99 mph.

Heading into 2020, Song ranked as the 15th-best prospect in the Red Sox organization and the organization's fifth-best pitcher, along with being the top-rated Red Sox minor league pitcher from the 2019 draft class.

Commissioned as a Naval flight officer, Song began flight school at Naval Air Station Pensacola in the summer of 2020, completing training and earning his wings in the spring of 2022.

Song was then selected by the Philadelphia Phillies in the first round of the Rule 5 Draft in December 2022. Officially released from active duty with the US Navy and transferred to the Navy Ready Reserve in February 2023, Song reported to the Phillies' spring training camp in Clearwater, Fla.

After sustaining an injury in spring training, Song was activated for a 30-day rehab assignment in late June and made eight combined appearances (16 K in 11.0 IP) across three minor-league levels, reaching Triple-A Lehigh Valley. Designated for assignment on July 29, Song was returned to the Red Sox on Aug. 4 and closed out the 2023 season with a 4.15 ERA in 21.2 innings pitched for Boston's High-A affiliate, the Greenville Drive.

*Updated Jan. 26, 2024*

## MLB DRAFT PICKS & NATIONAL/REGIONAL AWARD WINNERS

### MLB First-Year Player Draft Picks

\*Junior Season \*\*Sophomore Season \*\*\*2006 Graduate

- 2003 Matt Foster - P (13th round, Toronto)
- 2007 Mitch Harris - P (24th round, Atlanta)\*
- 2007 Jonathan Johnston - C (42nd round, Oakland)\*\*\*
- 2008 Mitch Harris - P (13th round, St. Louis)
- 2008 Oliver Drake - P (43rd round, Baltimore)\*\*
- 2012 Alex Azor - OF (10th round, Toronto)
- 2012 Preston Gainey - P (11th round, Milwaukee)\*\*
- 2015 Stephen Moore - P (10th round, Atlanta)
- 2016 Luke Gillingham - P (37th round, Toronto)
- 2019 Noah Song - P (Fourth round, Boston)
- 2021 Charlie Connolly - P (20th round, Los Angeles)

### Major League Baseball Debut

- 1921 Nemo Gaines - LHP  
(Washington Senators, Debut: June 26, 1921)
- 2015 Mitch Harris - RHP  
(St. Louis Cardinals, Debut: April 25, 2015)
- 2015 Oliver Drake - RHP (Left USNA before junior year)  
(Baltimore Orioles, Debut: May 23, 2015)

### All-Americans (Team)

- 1959 Fred Marsh - OF (2nd)
- 1961 Chuck Davis - P (2nd)
- 1980 Rich Seiler - 2B (3rd)
- 1986 Drew Tanner - P (2nd)
- 1993 Todd Butler - SS (3rd)
- 1994 Marcus Lee - 1B (HM)
- 2006 Mitch Harris - P (3rd)
- 2007 Mitch Harris - UT (3rd)
- 2015 Luke Gillingham - P (2nd) - Louisville Slugger  
Luke Gillingham - P (2nd) - NCBWA  
Sean Trent - OF (3rd) - NCBWA
- 2016 Luke Gillingham - P (2nd) - Louisville Slugger  
Luke Gillingham - P (3rd) - NCBWA
- 2018 Zach Biggers - 2B (2nd) - Louisville Slugger  
Noah Song - P (HM) - Perfect Game
- 2019 Noah Song - P (1st) - Collegiate Baseball, Baseball America, Perfect Game, NCBWA, D1Baseball, ABCA, College Baseball Hall of Fame

### Preseason All-Americans (Team)

- 1995 Steve Mauro - OF  
Toby Moore - P
- 2007 Mitch Harris - P (3rd)
- 2016 Luke Gillingham - P (2nd)
- 2018 Zach Biggers - 2B (2nd) - Collegiate Baseball  
Noah Song - P (3rd) - Collegiate Baseball  
Noah Song - P (3rd) - Perfect Game
- 2019 Zach Biggers - 2B (2nd) - Collegiate Baseball  
Noah Song - P (3rd) - Collegiate Baseball  
Noah Song - P (3rd) - Perfect Game

### Freshman All-Americans (Team)

- 1998 Dave Self - SP
- 2000 Jake Miller - SS
- 2002 Pete Curnow - OF (HM)
- 2007 Drew Lydon - 3B
- 2008 Mike Guadagnini - 2B (HM)
- 2010 Ben Nelson - SP
- 2011 Taylor Cato - OF
- 2016 Noah Song - SP (2nd) - NCBWA
- 2016 Noah Song - SP - Louisville Slugger
- 2017 Zach Biggers - 2B - Louisville Slugger
- 2017 Jacob Williamson - 3B - Louisville Slugger
- 2018 Jared Leins - P - Collegiate Baseball
- 2019 Zach Stevens - 1B - Collegiate Baseball
- 2020 Alex Smith - C - Collegiate Baseball
- 2022 Landon Krueger - RP - Collegiate Baseball
- 2022 Landon Krueger - RP (1st) - NCBWA

### ABCA All-Region (Team)

- 1995 Toby Moore - P (2nd)
- 1996 Tom McLemore - P (1st)
- 1998 Todd Benke - SS (1st)
- 1998 Mark Zematis - DH (2nd)
- 1999 Shane Groover - P (2nd)
- 2006 Mitch Harris - P (1st)
- 2007 Mitch Harris - P (2nd)
- 2008 Thomas Hamilton - 1B (2nd)  
Michael Speciale - OF (2nd)
- 2015 Luke Gillingham - P (1st)  
Sean Trent - OF (1st)
- 2016 Luke Gillingham - P (1st)  
Noah Song - P (2nd)
- 2017 Travis Blue - SS (2nd)
- 2018 Noah Song - P (1st)  
Zach Biggers - 2B (2nd)  
Stephen Born - OF (2nd)
- 2019 Noah Song - P (1st)  
Christian Hodge - C (2nd)

### ECAC All-Stars (Team)

- 1993 Marcus Lee - 1B (1st)
- 1994 Marcus Lee - 1B (2nd)
- 1998 Todd Benke - SS (2nd)  
Mark Zematis - DH (2nd)
- 2014 Anthony Parenti - P (2nd)
- 2015 Luke Gillingham - P (2nd)  
Sean Trent - OF (2nd)
- 2016 Luke Gillingham - P (2nd)
- 2017 Travis Blue - SS (2nd)  
Kyle Condry - SP (2nd)  
Logan Knowles - OF (2nd)  
Leland Saile - OF (2nd)
- 2018 Noah Song - P (1st)  
Zach Biggers - 2B (2nd)

### Golden Spikes Award Watch List (National Player of the Year)

- 2007 Mitch Harris (Semifinalist)
- 2015 Luke Gillingham (Semifinalist)
- 2016 Luke Gillingham (Midseason)
- 2019 Noah Song (Finalist)

### Dick Howser Trophy Watch List (National Player of the Year)

- 2015 Luke Gillingham (Semifinalist)
- 2019 Noah Song (Finalist)

### Brooks Wallace Award Watch List (National Player of the Year)

- 2007 Mitch Harris
- 2008 Mitch Harris
- 2009 Michael Speciale

### National Pitcher of the Year Watch List (National College Baseball Hall of Fame Award)

- 2015 Luke Gillingham  
Jett Meenach
- 2016 Luke Gillingham
- 2019 Noah Song

### Roger Clemens Award Watch List (National Pitcher of the Year)

- 2006 Mitch Harris
- 2007 Mitch Harris

### Buster Posey Award Watch List (National Catcher of the Year)

- Formerly known as the Johnny Bench Award
- 2023 Alex Smith (Semifinalist)

### NCBWA Stopper-of-the-Year Watch List

- 2007 JD Melton (Midseason)
- 2008 JD Melton (Midseason)
- 2012 Joel Rinehart (Preseason)
- 2013 Joel Rinehart (Preseason)
- 2019 Trey Braithwaite (Midseason)
- 2020 Trey Braithwaite (Preseason)
- 2023 Landon Krueger (Midseason)

### Senior CLASS Award

(CLASS - Celebrating Loyalty and Achievement for Staying in School)

- 2017 Adrian Chinnery (1st)
- 2018 Stephen Born (1st)
- 2022 Christian Policelli (1st) - Overall Winner

## ALL-TIME LEAGUE HONORS

### League Pitcher of the Year

1982 Bob Adrion (EIBL)  
 1986 Drew Tanner (EIBL)  
 1995 Toby Moore (Patriot League)  
 1997 Kevin Carlson (Patriot League)  
 1998 Shane Groover (co) (Patriot League)  
 1999 Shane Groover (Patriot League)  
 2000 Shane Groover (Patriot League)  
 2006 Mitch Harris (Patriot League)  
 2014 Anthony Parenti (Patriot League)  
 2015 Luke Gillingham (Patriot League)  
 2016 Luke Gillingham (Patriot League)  
 2017 Kyle Condry (Patriot League)  
 2019 Noah Song (Patriot League)

### Patriot League Player of the Year

1993 Marcus Lee  
 1994 Marcus Lee  
 1995 Brian Bernth  
 1998 Toph Lake  
 2014 Kash Manzelli  
 2015 Sean Trent  
 2017 Travis Blue  
 2019 Christian Hodge

### Patriot League Defensive Player of the Year

2018 Zach Biggers  
 2022 Eduardo Diaz

### Patriot League Rookie of the Year

2011 Taylor Cato  
 2016 Noah Song

### Patriot League Coach of the Year

1993 Joe Duff (co)  
 1995 Bob MacDonald  
 1998 Bob MacDonald  
 2000 Bob MacDonald  
 2002 Steve Whitmyer  
 2011 Paul Kostacopoulos  
 2015 Paul Kostacopoulos  
 2016 Paul Kostacopoulos  
 2018 Paul Kostacopoulos  
 2019 Paul Kostacopoulos

### Patriot League Tournament MVP

1994 Steve Mauro  
 1998 Luke Braham  
 1999 Pat Klokow  
 2002 Matt Foster  
 2011 Ben Nelson  
 2016 Leland Saile

### Patriot League All-Tournament Team

2007 Thomas Hamilton, Mitch Harris  
 2008 Kendall Bolt, Thomas Hamilton, Oliver Drake  
 2011 Ben Nelson, Alex Azor, Nick Driscoll, Preston Gainey  
 2012 Preston Gainey, Ben Nelson  
 2013 Dave Milanes, Anthony Parenti  
 2014 Robert Currie, Kash Manzelli  
 2015 Kyle Condry, Connor Deneen, Ben McGrath  
 2016 Stephen Born, Leland Saile, Sam Sorenson, Sean Trent  
 2017 Kyle Condry, Noah Song  
 2018 Stephen Born, Michael Cortiz, Sean Kamhoot  
 2019 Liam Lowery, Jared Leins, Jacob Williamson  
 2021 Dalton Baker, Christian Policelli  
 2023 Eduardo Diaz, Nate Mitchell

### Patriot League All-Decade Team, 1990-2000

Todd Butler, SS - Class of '93  
 Marcus Lee, 1B - Class of '94  
 Steve Mauro, OF - Class of '95  
 Toby Moore, P - Class of '95  
 Brian Bernth, OF - Class of '96  
 Shane Groover, P - Class of '00

### Patriot League 25th Anniversary Team, 1990-2015

Marcus Lee - Class of '94  
 Steve Mauro - Class of '95  
 Toby Moore - Class of '95  
 Brian Bernth - Class of '96  
 Toph Lake - Class of '98  
 Shane Groover - Class of '00  
 Mitch Harris - Class of '08

### All-League Selections (Team)

*EIBL: 1960-92; Patriot League: 1993-present*

1960 Joe Bellino - C  
 1961 Chuck Davis - P  
 1962 Harvey Cybul - C; Robert Foyle - OF  
 1963 Roger Staubach - OF  
 1965 Patrick Graham - P; William Sorenson - 2B  
 1966 Allan Lemerande - 3B  
 1967 Dennis Burke - C  
 1970 Scott Semko - 2B; Dennis Losh - OF  
 1973 Steve Odgen - OF  
 1974 Ron Clipp - 3B  
 1975 Ron Clipp - 3B; Mark Haas - OF  
 1976 Ron Clipp - 3B; Edward Abner - OF  
 1977 Prentiss Hall - 1B  
 1978 Mike Mullikin - SS  
 1979 Jim McKee - C (1st); Rich Seiler - 2B (1st); Mike Mullikin - SS (1st); Paul Kelleher - P (2nd); Scott Martin - OF (2nd)  
 1980 Rich Seiler - 2B; Mike Mullikin - SS; Jim Roberts - 3B  
 1981 Jim Roberts - 3B; Steve Komlo - OF  
 1982 Bob Adrion - P; Andy Loferski - OF  
 1983 Andy Loferski - OF  
 1984 Craig Michael - P (2nd); Mike Leeney - SS (2nd)  
 1985 Drew Tanner - P (1st); Bob Dishman - 2B (1st); Ted Wallace - C (2nd)  
 1986 Drew Tanner - P (1st); Dave Landwehr - P (1st); Mike Leeney - 2B (1st); Steve Wieman - P (2nd)  
 1987 Steve Wieman - P (1st); Ted Wallace - C (1st); Mike Schultz - OF (1st); Ed Olshaw - 2B (2nd); Todd Bibza - P (2nd); Chris Fatheree - SS (2nd)  
 1988 Steve Wieman - P (1st); Todd Bibza - P (2nd)  
 1991 Matt Maloney - 1B (1st); Marcus Lee - DH (1st); Sam Mowery - OF (2nd)  
 1992 Andy Payne - 3B  
 1993 Marcus Lee - 1B (1st); Todd Butler - SS (1st); Steve Mauro - OF (1st)  
 1994 Toby Moore - P (1st); Marcus Lee - 1B (1st); Andy Payne - 3B (1st); Steve Mauro - OF (1st); Scott Wilson - P (2nd); Brian Bernth - OF (2nd)  
 1995 Toby Moore - P (1st); Brian Bernth - OF (1st); Steve Mauro - DH (1st); Tom McLemore - P (2nd); Toph Lake - OF (2nd)  
 1996 Tom McLemore - P (1st); John Ferri - RP (1st); Tony Mauro - 2B (1st); Brian Bernth - OF (1st); Toph Lake - DH (1st); Matt Smith - 1B (2nd); Todd Benke - 3B (2nd); Nate Paukovits - C (2nd); Mike Adams - OF (2nd); Paul Johnson - OF (2nd)  
 1997 Kevin Carlson - P (1st); Scott Kozink - P (2nd); Toph Lake - OF (2nd)  
 1998 Shane Groover - P (1st); Mark Zematis - DH (1st); Todd Benke - SS (1st); Toph Lake - OF (1st); Pat Klokow - C (2nd); Luke Braham - OF (2nd)  
 1999 Shane Groover - P (1st); Mark Zematis - 1B (1st); Tony Mauro - SS (1st); Scott Kozink - P (2nd)

2000 Shane Groover - P (1st); Luke Braham - OF (1st); Mark Zematis - 1B (2nd); Jason Guidos - 2B (2nd); Jake Miller - SS (2nd); Dave Woolsey - C (2nd); Tony Moore - OF (2nd)  
 2001 Matt Foster - P (1st); Willie Gury - DH (1st); Nick Sylvester - 3B (1st); John Cocca - OF (2nd); Brad Deafenbaugh - RP (2nd)  
 2002 Andy Froistad - P (1st); Bryan Koehler - RP (1st); Rich McDevitt - P (2nd); John Cocca - OF (2nd); Pete Curnow - OF (2nd)  
 2003 Rich McDevitt - P (1st); Craig Candeto - OF (1st); Pete Curnow - OF (1st); Matt Foster - DH (1st); Andy Froistad - P (2nd); Rusty Hearn - 1B (2nd); Matt Lukevics - 2B (2nd)  
 2004 Jared Munde - 1B (1st); Burgess Nichols - P (1st)  
 2005 Trevor Thompson - OF (2nd)  
 2006 Mitch Harris - P (1st); Jonathan Johnston - C (2nd); Ryan McGinn - OF (2nd)  
 2007 Thomas Hamilton - 1B (1st); Michael Garcia - 2B (1st); Mitch Harris - SP (2nd); Mitch Harris - DH (2nd); JD Melton - RP (2nd); Drew Lydon - 3B (2nd)  
 2008 Thomas Hamilton - 1B (1st); Mike Guadagnini - 2B (1st); Kendall Bolt - 3B (1st); Michael Speciale - OF (1st); JD Melton - RP (1st); Renaldo Hollins - OF (2nd)  
 2009 Luke Roberts - RP (1st); Steven Soares - C (2nd)  
 2010 Michael Speciale - OF (1st); Alex Azor - OF (1st); Ben Nelson - SP (2nd); Matthew Curley - 2B (2nd)  
 2011 Wes Olson - RP (1st); Dave Milanes - DH (1st); Sam Long - SP (2nd); Johnny Schoberl - SP (2nd); Greg Dupell - 1B (2nd); Nick Driscoll - 2B (2nd)  
 2012 Alex Azor - OF (1st); Greg Dupell - 3B (2nd); Preston Gainey - SP (2nd)  
 2013 Stephen Moore - SP (1st); Dave Milanes - C (1st); Greg Dupell - OF (1st); Joel Rinehart - RP (2nd); Kash Manzelli - 1B (2nd)  
 2014 Anthony Parenti - SP (1st); Kash Manzelli - 1B (1st); Drew Hayes - 3B (1st); Travis Blue - SS (1st); Robert Currie - OF (2nd)  
 2015 Luke Gillingham - SP (1st); Adrian Chinnery - C (1st); Sean Trent - OF (1st); Robert Currie - OF (2nd); Jett Meenach - RP (2nd)  
 2016 Luke Gillingham - SP (1st); Sam Sorenson - RP (1st); Adrian Chinnery - C (1st); Robert Currie - OF (1st); Connor Deneen - OF (1st); Stephen Born - DH (1st); Noah Song - SP (2nd)  
 2017 Kyle Condry - SP (1st); Jett Meenach - RP (1st); Travis Blue - SS (1st); Logan Knowles - OF (1st); Leland Saile - OF (1st); Noah Song - SP (2nd); Adrian Chinnery - C (2nd)  
 2018 Noah Song - SP (1st); Christian Hodge - 1B (1st); Zach Biggers - 2B (1st); Logan Knowles - OF (1st); Liam Lowery - DH (1st); Jared Leins - RP (2nd); Michael Cortiz - SS (2nd); Stephen Born - OF (2nd)  
 2019 Noah Song - SP (1st); Trey Braithwaite - RP (1st); Christian Hodge - C (1st); Zach Biggers - 2B (1st); Zach Stevens - 1B (2nd); Liam Lowery - OF (2nd)  
 2021 Nico Valdez - 2B (1st); Christian Policelli - At-Large (1st); Charlie Connolly - SP (2nd); Trey Braithwaite - RP (2nd); Zach Stevens - 1B (2nd); Logan Keller - 3B (2nd); Zane Raba - OF (2nd)  
 2022 Christian Policelli - At-Large (1st); Colin Smith - OF (2nd)  
 2023 Nate Mitchell - SP (2nd); Matthew Shirah - SP (2nd); Landon Krue - RP (2nd); Alex Smith - C (2nd); Nick Burch - OF (2nd)

## ALL-TIME ACADEMIC HONRS

### Academic All-Americans (Team)

1970 Dennis Losh - OF (2nd)  
 1972 George Voelker - 1B (2nd)  
 1982 Tom Kiser - OF (3rd)  
 1984 Bob Dishman - 2B (3rd)  
 1985 Bob Dishman - 2B (3rd)  
 Mike Leeney - SS (HM)  
 1986 Mike Leeney - SS (2nd)  
 2005 Trevor Thompson - OF (1st)  
 2016 Sean Trent - OF (2nd)  
 Stephen Born - DH (3rd)  
 2017 Stephen Born - OF (3rd)  
 2018 Stephen Born - OF (1st)  
 2020 Jared Leins - P (2nd)  
 Michael Coritz - 2B (3rd)  
 2021 Zach Stevens - 1B (3rd)

### League Male Scholar-Athlete of the Year

1995 Toby Moore  
 2005 Trevor Thompson

### League Sport Scholar-Athlete of the Year

1995 Toby Moore  
 2003 Dean Farmer  
 2005 Trevor Thompson

### Academic All-Patriot League Team

2011 Greg Dupell  
 2013 Johnny Schoberl  
 2015 Jack Keller  
 2016 Stephen Born  
 Sean Trent  
 2017 Stephen Born  
 2018 Stephen Born  
 Michael Cortiz  
 2019 Michael Coritz  
 Jared Leins  
 2021 Jared Leins  
 Zach Stevens  
 2022 Nolan Jorgenson  
 Colin Smith  
 Zach Stevens  
 2023 Matthew Shirah  
 Colin Smith

### Patriot League Academic Honor Roll (Year)

*Highest total - 11 (2020, 2022)*

Owen Archer (2022)  
 Dalton Baker (2022)  
 Jonathan Berkowitz (2009)  
 Zach Biggers (2020)  
 Stephen Born (2015, 16, 17, 18)  
 Greg Bryant (2011, 12)  
 Chris Campbell (2013)  
 Chris Cannon (2014)  
 Michael Coritz (2020)  
 Anthony Cossetti (2019)  
 Robert Currie (2014)  
 Chase Daniels (2021)  
 Brad Deafenbaugh (1999, 2001)  
 Connor Deneen (2016)  
 Eduardo Diaz (2023)  
 Andy Dombrowski (1995)  
 Ryan Duffey (2021)  
 Mark Ehmann (1994)  
 D.J. Faldowski (2004)  
 Dan Falkner (2001)  
 Dean Farmer (2002, 03, 04)  
 Mark Foris (2007)  
 Stephen Geiss (2012)  
 Luke Gillingham (2014, 2016)  
 Liam Golden (2023)  
 Tommy Goodridge (2018, 20, 21)  
 Steve Goocey (2001, 02, 03)  
 Thomas Graham (2019)

Sante Grossi (2020)  
 Mark Guadagnini (2008)  
 Andrew Hahn (2011, 12)  
 Thomas Hamilton (2008)  
 Chris Harris (1998)  
 Kevin Heasley (2008)  
 Ryan Hefner (2006)  
 Ed Hoak (1995, 96, 98)  
 Nolan Jorgenson (2021, 22, 23)  
 Thomas Joseph (2022)  
 Jack Keller (2012, 13, 14, 15)  
 Matt Kilby (2011, 12, 13, 14)  
 Logan Knowles (2018)  
 Joe Koesler (2003, 04, 05, 06)  
 Scott Koscho (2016, 17)  
 Ryan Lamb (2010)  
 Hudson Lehnertz (2022)  
 Jared Leins (2018, 19, 20, 21)  
 Ben Lowe (2018)  
 Will Mahan (2001, 02, 03)  
 Kash Manzelli (2013)  
 Kevin McKelvey (2014)  
 Tom McLemore (1997)  
 Andrew Mild (2000)  
 Toby Moore (1994, 95)  
 Jared Munde (2005)  
 Jeff Murdza (2009, 10)  
 Kyle Murray (1994)  
 Erik Ostmo (1993)  
 Brian Pennell (2000)  
 Zach Poelma (2002, 03)  
 Christian Policelli (2022)  
 Dallas Redden (2013)  
 Joel Rinehart (2013)  
 Leland Saile (2017)  
 Andrew Sauer (2016, 17)  
 Gabe Schilke (2017, 18)  
 John Schoberl (2012, 13)  
 Trey Seabrooke (2017)  
 Matthew Shirah (2021, 22, 23)  
 Joe Simourian (2020, 21, 22)  
 Colin Smith (2021, 22)  
 Michael Speciale (2010)  
 Zach Stevens (2019, 20, 21, 22)  
 Isaac Taylor (2015)  
 Stephen Thompson (2021)  
 Trevor Thompson (2003, 04, 05)  
 Trent Topping (2021, 22)  
 Craig Trent (1998)  
 Sean Trent (2015)  
 Ryan Turner (2014)  
 Tom Van Dam (2005)  
 Scott Vane (2001)  
 Corbin Warner (2023)  
 Matt White (2006, 07)  
 Matthew Wilcox (2016, 17, 18, 19)  
 Steve Williams (1994)  
 Jacob Williamson (2019, 20)  
 Jake Wilson (2019, 20)  
 Matt Wolff (2020)  
 Brandon Yu (2020)

# 2024 NAVY BASEBALL

## ALL-TIME LETTER WINNERS

<b>A</b>			
Name (Avg., HR, RBIs/W-L, ERA)	Class	Lettered	
Aaron, Rex (190, 0, 9)	1973	1971	
Abbott, James	1912	1909-12	
Abner, Edward (.307, 12, 61)	1977	1975-77	
Abshire, Ben (4-4, 6.12)	2001	1998-99	
Acalin, Steve (.303, 7, 64)	1982	1981-82	
Acree, Russell	1974	1973	
Adair, Jamie (.196, 0, -)	1938	1936-38	
Adams, Mike (.318, 3, 46)	1996	1995-96	
Adams, Richard	1915	1912-15	
Adrian, Bob (18-5, 3.87)	1982	1981-82	
<b>Aguirre, Ivan (.225, 0, 110-0, 3.37) 2025</b>	<b>2022-23</b>		
Ahn, Aaron (.276, 0, 2)	2021	2018	
Alexander, William (.200, 0, -)	1922	1920, 22	
Allison, Louis	1895	1893	
Alter, Louis (.262, 0, 5)	1954	1952	
Amos, Marc (.176, 0, 8)	1996	1994	
Amos, Richard (.109, 0, 3)	2007	2007	
Anderson, Frederick (7-9, 3.96)	1959	1957-58	
Anderson, Guy (.365, 2, -)	1937	1935-37	
Anderson, Milton	1911	1909-10	
Anderson, Ralph (.205, 1, 7)	1940	1939-40	
Anderson, Walter	1903	1902-03	
Anderson, William	1949	1948	
Armstrong, Edmund (.342, 2, 35)	1948	1945-48	
Armstrong, George	1950	1950	
Armstrong, Parker	1942	1941	
Arnold, Robert (.301, 0, 14)	1969	1968	
Arthur, Glenn (1-0, 1.59)	1955	1955	
Ashcraft, Thomas	1928	1928	
Ashinurst, Chris (.299, 1, 50)	2004	2002-04	
Asserson, William	1897	1894	
Aukland, Bruce (.254, 4, 53)	1972	1970-72	
Austen, Phil (.257, 0, 17)	1981	1980-81	
Ayers, Wilson (2-2, 7.43)	2022	2019	
Azor, Alex (.330, 1, 101)	2012	2009-12	

<b>B</b>			
Name (Avg., HR, RBIs/W-L, ERA)	Class	Lettered	
Bacon, Allen	1908	1906-08	
Bacon, Paul (0-2, 4.19)	1967	1965-66	
Bagnard, Gary (.319, 0, 27)	1960	1959-60	
Bailey, Greg (0-5, 9.09)	1999	1996	
Baker, Dalton (9-3, 6.49)	2022	2019-21	
Baker, Harold (.283, 0, -)	1922	1922	
Baker, Leicester	1923	1919	
Baker, Ralph	1920	1919	
Baker, Tom (.234, 1, 45)	1984	1983-84	
Baldocchi, Bob (.261, 2, 72)	1983	1981-83	
Bandhauer, William (3-4, 1.89)	1973	1971-72	
Bannon, Philip	1895	1893	
Barbaree, Robert (.205, 0, 13)	1977	1975-77	
Barbour, Henry	1944	1943	
Barchet, Stephen (.263, 0, -)	1924	1921-24	
Barnes, Cassius	1895	1893-95	
Barrett, Raymond	1965	1965	
Bartek, Andrew (9-3, 3.24)	2016	2013-16	
Barthalow, Benjamin	1900	1899-00	
Bartucci, John (.154, 0, 1)	1957	1956	
Bassett, Prentiss	1904	1902-04	
Bates, Neil (4-6, 3.19)	1957	1955	
Battle, Charlton	1910	1907-08	
Bauer, Rudolph (2-4, -)	1930	1928	
Bayly, Mark (.308, 1, 40)	1986	1985-86	
Baysinger, Reaves (5-0, 4.47)	1949	1946	
Beach, Brent (.276, 1, 28)	1994	1992-94	
Beacham, Ralph	1935	1935	
Beall, Robert	1917	1914-15	
Beans, Brandon (.263, 3, 71)	2014	2011-14	

Beattie, Jackson (1-1, 4.54)	2026	2023	
Becker, Robert (6-5, 3.14)	1974	1973-74	
Behney, Gary (.183, 0, 7)	1974	1972-73	
<b>Beisty, Owen (0-3, 15.09)</b>	<b>2025</b>	<b>2022, 23</b>	
Bellino, Joe (.335, 6, 58)	1961	1959-61	
Benke, Todd (.348, 9, 118)	1998	1995-98	
Bennett, Clarence (.226, 0, 4)	1954	1953	
Benson, Timothy (.230, 3, 23)	1978	1977-78	
Berkowitz, Jonathan (.275, 7, 51-4, 7.85)			
	2010	2007-10	
Bernth, Brian (.333, 5, 112)	1996	1994-96	
Berrien, Frank	1900	1899-00	
Berrier, John (.174, 0, 9)	1951	1949-50	
Bickel, B.J. (.204, 1, 28)	2007	2004, 06-07	
Biggers, Zach (.317, 7, 105)	2020	2017-20	
Bixby, Kenneth (.100, 0, 0)	1950	1950	
Bizba, Todd (17-9, 2.67)	1988	1985-88	
Blakeslee, Victor	1920	1917-19	
Blanchard, Ethan (0-0, 0.00)	2023	2020	
Blanchard, James (.200, 0, -)	1927	1927	
Bland, Jeff (.262, 12, 98)	2011	2008-11	
Blodgett, Harry	1917	1915-16	
Blount, Thomas (.178, 0, 5)	1941	1940	
Blue, Donald (.282, 1, 8)	1942	1940-41	
Blue, Travis (.282, 4, 125)	2017	2014-17	
Bolt, Kendall (.296, 9, 119)	2010	2007-10	
Bolton, Robert	1920	1917-18	
Bonarrito, Douglas (.256, 0, 7)	1968	1967-68	
Boney, Paisley (.219, 0, 28)	1950	1947-49	
Bongard, Charles (.315, 1, 22)	1971	1969-71	
Bordone, Richard (.255, 0, 16)	1954	1952-54	
Born, Stephen (.315, 5, 133)	2018	2015-18	
Borosak, Brad (.260, 2, 70/2-4, 2.21)			
	2015	2012-15	
Borries, Fred	1935	1933-35	
Bowler, Roland (.281, 1, 22)	1944	1943-44	
Boyd, James	1938	1938	
Brady, Colin (10-0, 4.58)	2018	2015-18	
Brady, Patrick (.205, 0, 7)	2017	2014-15	
Brafford, Robert (.143, 0, 0)	1942	1940-41	
Braham, Luke (.330, 14, 102)	2000	1998-00	
Braithwaite, Trey (6-4, 3.07)	2021	2019-21	
Bramer, John	1974	1974	
Branco, Robert (.162, 0, 3)	1966	1965-66	
Brandley, Frank (3-3, -)	1929	1928-29	
Brenczewski, Kiel (.178, 1, 10)	2023	2020-23	
Brendle, William (.254, 0, 13)	1948	1947-48	
Brennan, John (.241, 0, 2)	1943	1941-42	
Bresko, Carl (5-8, 5.10)	1991	1991	
Brill, Stephanie	1993	1992	
Brown, Matt (.143, 1, 8)	1976	1974	
Brown, Richard (.295, 3, 35)	1960	1958-60	
Brubeck, Neil (.211, 1, 12)	2002	2002	
Bruckel, Jerome (12-8, 3.04)	1939	1937-39	
Bryan, Robert (.278, 0, 3)	1947	1947	
Bryant, Greg (.185, 0, 7)	2014	2011-12	
Buchanan, Richard (13-5, 2.16)	1968	1966-68	
Buck, Bruce (.306, 10, 54)	1977	1975-77	
Buck, Roger (.209, 1, 24)	1950	1947-50	
Burgardner, Mark (6-2, 3.38)	1975	1973-75	
Bunce, Peris	1932	1931-32	
Burch, Nick (.250, 4, 35)	2023	2020-23	
Burdett, Paul (10-2, 2.49)	1945	1943-44	
Burke, Dennis (.242, 0, 24)	1969	1967-69	
Burnett, Brad (2-2, 6.69)	1999	1996	
Burris, Robert (4-1, 5.56)	2003	2000	
Burton, Ronald (28-6, 1.74)	1948	1945-48	
Butler, Todd (.303, 8, 67)	1993	1990-93	
Byers, John	1912	1911	
Byng, John (.267, 0, -)	1931	1929-31	

<b>C</b>			
Name (Avg., HR, RBIs/W-L, ERA)	Class	Lettered	
Caldwell, Henry (.226, 0, -)	1927	1927	
Calhoun, Walter	1917	1914-16	
Callaghan, Daniel	1911	1910-11	
Campbell, Chris (.227, 1, 25)	2013	2011-13	
Campbell, Robert (200, 0, 19)	1963	1962-63	
Candeto, Craig (.277, 15, 75)	2004	2001-04	
Cannon, Chris (.194, 1, 11)	2015	2012-15	
Carlson, Dave (0-1, 8.64)	1976	1976	
Carlson, Drew (6-4, 4.12)	2010	2008-10	
Carlson, Gary (5-2, 2.87)	1961	1959-61	
Carlson, Kevin (18-15, 4.28)	1997	1994-97	
Carney, Arthur (.283, 1, -)	1924	1923	
Cassidy, William	1934	1933-34	
Castellano, Francis	1990	1988-90	
Cato, Taylor (.342, 0, 14/2-1, 8.14) 2014	2014	2011	
Chace, Frank (.240, 0, 8)	1953	1951-52	
<b>Chamberlin, Aidan (0-0, 13.50) 2026</b>	<b>2023</b>		
Champagne, Lynn (3-4, 3.83)	1974	1972-73	
Childs, Harold	1902	1899-02	
Chinnery, Adrian (.284, 4, 83)	2017	2014-17	
Chuday, Richard (.287, 0, 11)	1954	1952-53	
Clark, Douglas (.167, 0, -)	1940	1939	
Clark, Howard	1921	1919-20	
Clingan, Dane (8-2, 3.71)	1980	1978	
Clipp, Ron (.298, 4, 43)	1976	1973-75	
Cloughley, Sterling	1921	1918-20	
Cocca, John (.272, 2, 50)	2002	2000-02	
Cochran, Steve (9-5, 5.36)	1984	1982-83	
Cochran, Walker	1913	1911-12	
Coffey, Jake (1-0, 3.52)	2013	2012	
Coffman, Clovis (.237, 0, -)	1928	1928	
Cohen, Albert	1907	1906	
Colton, J.P. (0-0, 4.85)	2019	2016	
Condra, Edward (.301, 0, -)	1927	1925, 27	
Condry, Kyle (16-10, 3.78)	2017	2014-17	
Connolly, Charlie (10-5, 3.63)	2021	2018-21	
Connolly, Ed	1980	1980	
Connolly, Martin	1918	1914, 16-17	
Cook, Terry (.250, 8, 59)	1977	1974-77	
Cooke, Lemuel (.312, 2, -)	1939	1937-39	
Coombs, Robert (4-6, -)	1932	1931-32	
Coonan, Mike (12-11, 4.24)	1990	1989-90	
Cooney, Matt (7-10, 5.80)	2003	2000-03	
Cooper, Charles	1943	1942	
Cooper, Jacob (.333, 0, -)	1926	1924	
Cooper, Robert (4-1, 6.21)	1988	1986-87	
Coritz, Michael (.283, 1, 52)	2020	2017-20	
Corrigan, Joseph (.281, 4, 43)	1951	1949-51	
Coughlin, George (16-14, 4.31)	2017	2014-17	
Coulter, Jack (.314, 0, 3)	1946	1944	
Cox, Robert (.195, 1, 10)	1982	1979	
Craig, Wyatt	1921	1917	
Creighton, Richard (.080, 0, 0)	1970	1970	
Cricchi, John (1-1, 8.18)	1953	1951	
Crum, Matt (.291, 1, 26)	1997	1995-97	
Cuneo, Richard (.237, 0, 13)	1963	1961	
Curley, Matthew (.299, 3, 59)	2010	2007-10	
Curnow, Pete (.314, 0, 22)	2005	2002-04	
Currie, Robert (.329, 1, 105)	2016	2013-16	
Curry, Hal (.330, 2, 14)	1946	1944-46	
Cybul, Harvey (.288, 1, 29)	1962	1960-62	

<b>D</b>			
Name (Avg., HR, RBIs/W-L, ERA)	Class	Lettered	
Dague, William	1908	1907-08	
D'Amico, William (4-6, 4.20)	1977	1975	
Dausin, Stanley	1934	1933-34	
Davenport, Edgar (12-7, -)	1933	1933	

Davis, Chuck (29-4, 1.04)	1961	1959-61	
Davis, John (13-1, 3.20)	1944	1942-43	
Dawson, Edward (.276, 0, 28)	1954	1952-54	
Deafenbaugh, Brad (12-8, 5.00)	2001	1999-01	
Decker, Edward	1961	1961	
DeEsch, Russell (.258, 0, 10)	1955	1955	
Deitz, Terry (.298, 6, 62)	1982	1979-82	
Deneen, Connor (.277, 2, 62)	2016	2013-16	
Delano, Francis (1-2, 2.20)	1960	1958-59	
Delmas, Kirk (.250, 2, 20)	1988	1987-88	
DeVos, Peter (.268, 0, 13)	1971	1971	
Diaz, Eddie (.217, 0, 3)	2011	2009	
<b>Diaz, Eduardo (.260, 4, 49) 2024</b>	<b>2021-23</b>		
Dishman, Bob (.288, 1, 53)	1985	1982-85	
Dixon, Robert (.286, 0, -)	1927	1927	
Dobony, Charles (.306, 0, 5)	1950	1949-50	
Dodd, Edwin	1900	1899	
Doherty, Blake (0-0, 0.00)	2023	2020	
Dombrowski, Andy (.265, 0, 14)	1995	1995	
Donnelly, Michael (3-0, 0.71)	1966	1964-65	
Dorsey, Joshua (1-2, 3.19)	1950	1950	
Dougal, Robert (.370, 1, 14)	1964	1963-64	
Douglas, Archibald	1908	1908	
Downing, Patrick	1946	1945	
Doyle, Austin	1920	1918-19	
Drake, Oliver (9-6, 3.48)	2010	2007-08	
Driftmier, David	1986	1984-86	
Driscol, Nick (.248, 5, 85)	2011	2008-11	
Duden, Henry (.250, 6, 23)	1946	1944-46	
Duffey, Ryan (.242, 0, 25)	2021	2018-21	
Dukiet, William (.289, 1, 20)	1967	1965-66	
Dupell, Greg (.320, 15, 119)	2013	2011-13	
Duquette, James (.314, 0, 8)	1947	1946-47	
Durgin, David (.167, 0, 4)	1955	1954-55	
Durgin, Edward (.225, 0, -)	1922	1922	
Dworsky, Alan	1954	1954	

<b>E</b>			
Name (Avg., HR, RBIs/W-L, ERA)	Class	Lettered	
Early, Reece (5-4, 4.87)	2023	2020-23	
Eaton, Thomas (.255, 1, 12)	1956	1956	
Eckert, Yale (6-7, 4.57)	2010	2007-08	
Edwards, Alfred	1940	1940	
Ehmann, Mark (.250, 0, 6)	1996	1994	
Eichler, George (3-0, 2.70)	1964	1962	
Elder, Nicholas (6-2, 2.23)	2020	2017-18	
Eliason, Mitch (2-0, 6.48)	2003	2002-03	
Elliot, Joseph (5-4, -)	1938	1936-37	
Ellis, Hayne	1900	1899-00	
Elmore, Josh (0-1, 5.91)	2014	2011-12	
Emerich, Philip	1918	1917	
Enderly, Richard (0-1, 1.50)	1971	1969	
Engdahl, Chris (.275, 1, 39)	1990	1987-90	
Engelhardt, Egon (3-2, -)	1931	1930	
English, Robert	1911	1909-10	
Ersk			

## ALL-TIME LETTER WINNERS

Fatheree, Chris (.325, 1, 40).....	1989	1987-89
Faust, Tony (10-5, 3.52).....	1989	1987, 89
Fenno, Frank (.358, 0, -).....	1925	1924
Ferguson, Jack (3-3, 6.66).....	2021	2018-21
Ferri, John (4-5, 3.57).....	1996	1995-96
Ferrick, Jack (.205, 2, 11).....	2009	2007
<b>Fiallo, Anthony (.083, 0, 4).....</b>	<b>2024</b>	<b>2022-23</b>
Finos, Victor (.294, 3, 13).....	1946	1943-45
Firth, Ed (.194, 0, 10).....	1975	1973-74
Fisher, Hilbert.....	1915	1912-13, 15
Fisher, Melvyn (.222, 0, 4).....	1955	1953
Fisher, Thomas.....	1918	1914-17
FitzGerald, William.....	1931	1930-31
Fleming, Arthur.....	1925	1921
Fletcher, Patrick (7-1, 1.72).....	1971	1969
Flynn, Joseph (.235, 0, 2).....	1959	1958
Fontenot, Robert.....	1995	1994-95
Forbes, Donald (2-5, 7.75).....	1950	1949-50
Foris, Mark (2-2, 5.46).....	2008	2006-07
Fortino, Anthony (.167, 0, 3).....	1969	1968-69
Foster, Greg (7-2, 7.12).....	1994	1993
Foster, Matt (.277, 3, 37/13-8, 3.75).....	2003	2000-03
Foyle, Robert (.337, 1, 32).....	1962	1960-62
Frahler, Andrew (.345, 11, 67/11-2, 2.36).....	1948	1945-48
Frahler, Donald (.000, 0, 0).....	1972	1972
Franklin, Wade.....	2005	2004
Freeland, Christopher.....	2014	2014
Froistad, Andy (13-7, 3.69).....	2004	2001-04
<b>Furey, Brian (.147, 0, 3).....</b>	<b>2024</b>	<b>2021-23</b>

### G

<b>Name (Avg., HR, RBIs/W-L, ERA).....Class.....Lettered</b>		
Gadrow, Victor.....	1935	1933-34
Gaffigan, John.....	1948	1948
Gaines, Willard.....	1921	1919-21
Gainey, Preston (5-3, 3.16).....	2014	2011-12
Galloway, Chuck (.287, 1, 28).....	1963	1961-62
Galloway, Thomas (.292, 4, 29/7-4, 2.01).....	1971	1969-71
Gammage, Dwayne (1-0, 6.14).....	2014	2011
Garcia, Michael (.318, 1, 29).....	2007	2005-07
Garney, Jim (1-0, 4.82).....	1976	1974
Garrod, Timothy.....	1981	1979-81
Gebert, Wesley (.300, 0, 2).....	1942	1941
Geiss, Stephen (2-5, 7.71).....	2013	2011-13
Genther, William (.407, 0, -).....	1930	1928-30
Gibson, Charles (.250, 0, -).....	1937	1936-37
Gibson, Craig (16-5, 4.05).....	1983	1980-83
Gill, Charles.....	1907	1905-06
Gillam, Edwin.....	1910	1907-09
Gillingham, Luke (22-14, 2.40).....	2016	2013-16
Gillis, Arthur (.308, 1, 18).....	1944	1942-43
Glover, Robert.....	1915	1912-13, 15
<b>Golden, Liam (6-10, 5.69).....</b>	<b>2025</b>	<b>2022-23</b>
Golden, Mike (.301, 1, 35).....	1976	1974-76
Goldwaith, Faulkner.....	1907	1905-06
Gontkovic, Mark (.224, 1, 24).....	1976	1974-76
Goocey, Steve (3-3, 5.75).....	2003	2002-03
Goodiel, Carlton (.222, 2, 14).....	1950	1948-50
Goodman, Claude.....	1939	1939
Goodman, Rece (1-1, 5.06).....	2019	2016-17
Goodridge, Tommy (10-4, 4.00).....	2021	2018-21
Goodwin, William.....	1967	1967
Gordon, Donald.....	1951	1951
Graham, Patrick (9-6, 2.00).....	1965	1963-65
Graham, Richard (6-2, 1.58).....	1970	1968-69
Grant, Andrew (.277, 0, 33).....	1995	1993-95
Green, Adam (.227, 0, 14).....	2002	2000-01

Greenhoe, Duane (3-3, 2.64).....	1957	1956
<b>Grenn, Tyler (1-0, 11.77).....</b>	<b>2026</b>	<b>2023</b>
Griffin, John (.143, 0, -).....	1925	1925
Griffith, Mike (.228, 1, 16).....	1993	1990-91
Groover, Shane (25-11, 3.65).....	2000	1997-00
Grossi, Sante (8-1, 5.57).....	2021	2018-21
Guadagnini, Mark (.357, 0, 1/0-0, 16.20).....	2008	2008
Guadagnini, Mike (.327, 9, 76).....	2011	2008-10
Gubbins, William (.160, 0, -).....	1930	1927-29-30
Guerra, Zachary (.275, 0, 9).....	2000	1997
Guest, Richard (.225, 0, 8).....	1956	1954
Guidos, Jason (.262, 1, 56).....	2002	1999-02
Gunkle, Bruce (2-1, 5.09).....	1963	1962
Gury, Willie (.281, 3, 37).....	2001	2001

### H

<b>Name (Avg., HR, RBIs/W-L, ERA).....Class.....Lettered</b>		
Haas, Mark (.296, 3, 38).....	1976	1973-76
Haerlin, Fred (.240, 0, -).....	1926	1925
Hager, Brad (.279, 6, 40).....	2003	2002-03
Hahn, Andrew (.251, 5, 56).....	2012	2009-12
Hale, Fletcher (0-0, -).....	1937	1936
Hall, John.....	1913	1912-13
Hall, Prentiss (.300, 1, 35).....	1978	1976-78
Hambusch, Phillip.....	1909	1906-09
Hamel, Louis (.274, 0, 6).....	1954	1952, 54
Hamill, Evan (0-3, 5.03).....	2025	2023
Hamilton, Stuart.....	1916	1913, 16
Hamilton, Thomas (.335, 7, 122).....	2008	2005-08
Hamilton, Thomas (0-0, 5.40).....	1955	1953
Hamilton, Thomas (.331, 0, -).....	1927	1925, 27
Hammond, Tim (1-4, 5.53).....	2009	2006
Hanner, Edward.....	1901	1899-01
Hannegan, Edward (.292, 0, -).....	1928	1926-27
Hansen, Frederic (.296, 0, 6).....	1943	1942
Hardman, Eugene (.293, 1, 14).....	1966	1964-65
Hargrove, Trey (.077, 0, 0).....	2002	2002
Harris, Chris (.207, 1, 14).....	1999	1998
Harris, Dale (.417, 1, -).....	1924	1921-24
Harris, Joseph.....	1909	1909
Harris, Mitch (.295, 16, 112/20-13, 2.51).....	2008	2005-08
Hart, Charles.....	1926	1926
Hartman, Charles.....	1920	1920
Hanwood, Harold (.250, 0, 11).....	1942	1940-41
Hawkins, William (.291, 7, 40/6-4, 3.34).....	1950	1947-50
Hawthorne, John (3-0, 2.89).....	1959	1958-59
Hayes, Drew (.242, 0, 22).....	2016	2013-15
Hayes, John.....	1924	1924
Hearn, Rusty (.277, 1, 54).....	2003	2000-03
Heasley, Kevin (4-2, 4.94).....	2008	2005/07-08
Hederman, Thomas (.374, 0, -).....	1923	1922-23
Hefner, Ryan (11-13, 4.47).....	2006	2003-06
Hegarty, Roderick (.244, 0, 7).....	1953	1951
Heiden, Charles (.270, 3, 22).....	1957	1955-56
Heisser, Arthur (2-0, -).....	1924	1924
Heller, Jordan (1-6, 7.28).....	2014	2011-12
Henderson, Kevin (.215, 0, 15).....	2000	1999
Henderson, Robert.....	1897	1894-95
Hennessy, Daniel (3-1, 0.99).....	1963	1962-63
Henry, James.....	1896	1894-95
Herrick, Robert (1-3, 6.37).....	2006	2004
Heykens, Ryan (0-2, 8.82).....	2006	2003-04
Hicks, Allen (.286, 0, -).....	1928	1928
Hicks, Walter.....	1915	1913-15
Higgins, Thomas (.288, 0, 9).....	1944	1942-43
Hill, Gerald (5-4, 3.53).....	1960	1958-60
Hill, Robert (.387, 5, 30).....	1948	1945-46

Hineman, Donald (.000, 0, 0).....	1945	1944
Hlopak, Edward (.226, 0, 9).....	1965	1964-65
Hoak, Ed (7-10, 5.93).....	1998	1995-98
Hodge, Christian (.275, 22, 115).....	2019	2016-19
Hodgkins, Edward.....	1932	1931-32
Hoffman, David.....	1962	1962
Hofstedt, Peter (4-0, 1.80).....	1958	1956-57
Hogan, Howard (.256, 1, -).....	1922	1921-22
Hogsed, Robert.....	1945	1944
Hogue, Wayne (.291, 0, 12).....	1972	1970-71
Hollins, Renaldo (.277, 0, 59).....	2008	2005-08
Holloway, Jeffrey (5-1, 2.66).....	1977	1977
Hooper, Joseph.....	2002	2001
Hoosier, Mike (.271, 7, 60).....	2010	2007, 09-10
Hower, James.....	1971	1971
Howzare, Charlie (.180, 0, 8).....	1988	1986
Hubal, Augustine (.276, 0, 10).....	1953	1951
Huggins, Jonathan (.196, 1, 6).....	2015	2013
Hughes, Roger.....	1968	1968
Humphreys, Charles (.308, 0, -).....	1922	1919-21
Hunter, William.....	1931	1931
Hurley, Thomas.....	1932	1931-32
Hurt, Philip (10-3, 3.42).....	1943	1941-42
Hurt, William.....	1922	1917

### I

<b>Name (Avg., HR, RBIs/W-L, ERA).....Class.....Lettered</b>		
Iams, George (.281, 0, 12).....	1981	1978
Ingram, William (.368, 4, 12).....	1938	1936-38
Izard, Walter.....	1895	1893-94

### J

<b>Name (Avg., HR, RBIs/W-L, ERA).....Class.....Lettered</b>		
Jackson, Dalton (.114, 0, 8).....	2022	2020-22
Jackson, Justin (.118, 0, 2).....	2004	2002
Jackson, Matt (0-0, 5.32).....	2013	2012
Jacobus, Arthur (.244, 1, 9).....	1946	1943-45
Jacomet, Rachel.....	1992	1991
Jarrell, Henry (4-2, -).....	1927	1925
Jenson, Henry.....	1897	1895
Johnson, Daniel (.194, 0, 5).....	1969	1968-69
Johnson, Paul (.302, 0, 23).....	1997	1996
Johnson, Roy (2-1, -).....	1929	1927-28
Johnston, Jonathan (.270, 2, 57).....	2006	2003-06
Jones, Chance (.232, 2, 26).....	2014	2012
Jones, Colin (4-1, 7.78).....	2022	2020-22
Jones, Marius (.319, 9, 62).....	1986	1984-86
Jones, Raymond.....	1909	1908-09
Jones, Robert.....	1947	1947
<b>Jorgenson, Nolan (4-4, 5.84).....</b>	<b>2024</b>	<b>2021-23</b>

### K

<b>Name (Avg., HR, RBIs/W-L, ERA).....Class.....Lettered</b>		
Kahn, Mike (1-3, 4.60).....	1997	1994
Kamhoo, Sean (.222, 0, 9/7-3, 2.76).....	2018	2015, 17-18
Keen, Cleo.....	1932	1931
Keith, Robert (.314, 0, -).....	1928	1928
Kelleher, Paul (12-7, 2.64).....	1980	1979-80
Keller, Jack (.215, 0, 27).....	2015	2013-15
<b>Keller, Logan (.280, 8, 91).....</b>	<b>2024</b>	<b>2021-23</b>
Kelley, Patrick (.239, 0, 11).....	1962	1960-62
Kelly, Matthew (11-6, -).....	1923	1922-23
Kelly, Mike (.310, 2, 39).....	1984	1983-84
Kerins, TJ (2-3, 5.73).....	2012	2009
Kerek, George (11-3, 1.38).....	1973	1971-73
Kettelhodt, Henry (.307, 1, 28).....	1964	1962-64
Keyes, Raymond.....	1901	1899, 01

Kilby, Matt (.273, 0, 2/0-0, 9.75).....	2014	2013
Killeen, Calhoun (.395, 0, 14).....	1949	1947-49
Kim, Tom (.309, 0, 34).....	1991	1989-90
King, Thomas.....	1936	1935-36
Kinn, Ron (.264, 14, 85).....	1988	1985-88
Kirby, Kenneth (.146, 0, 10).....	1966	1964
Kiser, Tom (.265, 1, 36).....	1982	1981-82
Klein, Bernard (1-1, 4.50).....	1954	1952
Klokow, Pat (.241, 0, 54).....	1999	1997-99
Knapper, John.....	1935	1933-35
Knowles, Logan (.287, 3, 89).....	2018	2015-18
Koehler, Bryan (4-2, 5.03).....	2002	2002
Koessler, Joe (7-7, 5.38).....	2006	2004-06
Kornlo, Steve (.285, 2, 61).....	1981	1979-81
Koscho, Scott (.220, 2, 11).....	2019	2016-17
Kossler, Herman.....	1934	1933-34
Kovalick, Daniel (6-10, 5.56).....	2007	2004, 06/07
Kozink, Scott (19-14, 4.56).....	1999	1997-99
Krause, Michael.....	1963	1963
Krone, Joe (.292, 2, 60).....	1999	1997-99
Kropp, Rocky (10-1, 3.08).....	1979	1978-79
<b>Kruer, Landon (2-2, 3.25).....</b>	<b>2025</b>	<b>2022-23</b>

### L

<b>Name (Avg., HR, RBIs/W-L, ERA).....Class.....Lettered</b>		
Lacy, Paul (.257, 2, 15).....	1943	1941-42
Lake, Toph (.357, 9, 121).....	1998	1995-98
LaMar, Charlie (1-0, 5.40).....	2015	2012-15
Lamboni, Mark (.241, 0, 5).....	1975	1975
Landwehr, Dave (17-8, 3.15).....	1986	1984-86
Langue, Edward.....	1909	1907-09
Lange, Jeff (5-6, 4.35).....	2005	2004-05
Langenberg, William (.243, 0, 7).....	1951	1949
Lankford, Chris (.278, 0, 13).....	2000	1998
Langhief, Alfred.....	1910	1907-09
Lasater, Allen (.250, 0, 0).....	1943	1942
Laterza, Grant (.130, 0, 4).....	2015	2012
Lavrakas, Lefteris (.313, 2, 12).....	1943	1941-42
Leahy, William (2-1, 8.10).....	1944	1943
Lee, James (5-3, 4.61).....	2007	2005-07
Lee, Marcus (.329, 29, 178).....	1994	1991-94
<b>Lehnertz, Hudson (.262, 2, 21).....</b>	<b>2024</b>	<b>2021-23</b>
Leeney, Mike (.351, 6, 111).....	1986	1984-86
Leins, Jared (9-4, 3.34).....	2021	2018-21
Lernerand, Allan (.382, 2, 14).....	1968	1966
Leslie, Maxwell (.241, 0, -).....	1926	1923-24
Lettieri, Michael (.165, 0, 7).....	1969	1967
Lewis, Warren (.316, 2, 10).....	1979	1977
Lhote, Paul (.217, 1, 19).....	1988	1987-88
Liscomb, Jerry (.335, 5, 34).....	1976	1973-76
Littlefield, William.....	1896	1893-95
Llanusa, Jonah (.333, 0, 0).....	2020	2018
Lockwood, Douglas (.238, 0, 9).....	1952	1950
Loferski, Andy (.390, 17, 112).....	1983	1981-83
Lombard, Benjamin.....	1908	1906
Long, Augustus (.222, 0, -).....	1926	1926
Long, Byron.....	1901	1900-01
Long, Sam (13-13, 4.68).....	2011	2008-11
Longinotti, Paul (7-4, 2.68).....	1971	1969, 71
Lopez, Chris (.254, 1, 43/2-1, 4.78).....	1992	1989-92
Lopez, Dominic (.232, 0, 28).....	2007	2004-07
Losh, Dennis (.309, 5, 40).....	1970	1968-70
Lovelace, Ronald (.267, 2, 40).....	1978	1976-78
Lowe, Ben (.277, 2, 19/0-0, 7.36).....	2018	2015, 17-18
Lowe, David (19-17, 3.42).....	1990	1987-90
Lowery, Evan (.290, 7, 98).....	2020	2017-20
Lowery, Liam (.299, 11, 72).....	2019	2017-19
Lowrance, Vernon (.237, 0, -).....	1930	1928-30
Lowry, Andrew (.294, 0, 5).....	2019	2016



## ALL-TIME LETTER WINNERS

Luberda, William (4-2, 3.69).....	1943	.....	1942
Lukevics, Matt (249, 5, 60).....	2005	.....	2002-05
Lydon, Drew (.314, 1, 21).....	2010	.....	2007
Lyon, Rob (2-2, 7.07).....	1987	.....	1985

### M

Name (Avg., HR, RBIs/W-L, ERA).....	Class	.....	Lettered
Mack, William.....	1937	.....	1937
Mackes, Scott (330, 0, 20).....	2001	.....	2001
MacPherson, John (.111, 0, 2).....	1952	.....	1950
Madison, James (5-2, 4.43).....	1939	.....	1939
Magner, Lawrence (.325, 0, 20).....	1957	.....	1955-56
Mahan, Will (.186, 0, 12).....	2003	.....	2002-03
Maloney, Matt (.323, 6, 66).....	1991	.....	1989-91
Mann, Ralph (.257, 4, -).....	1939	.....	1937-39
Manzelli, Kash (.299, 7, 107).....	2014	.....	2011-14
Mapes, Tyler (3.41, 3-2).....	2013	.....	2010
Marsh, Frederick (.362, 2, 29).....	1960	.....	1958-60
Marsh, Larry (.148, 0, 5).....	1963	.....	1963
Marshall, Jimmie (.307, 1, 21).....	1958	.....	1956-58
Martin, Scott (.259, 2, 29).....	1980	.....	1979-80
Martinez, Joshua (.267, 1, 42).....	2009	.....	2006-08
Mascali, John (.362, 3, 10).....	1959	.....	1957
Massimino, Andrew (.283, 0, 25).....	1957	.....	1956-57
Masterson, Paul.....	1933	.....	1933
Matechak, John (.229, 0, 6).....	1961	.....	1960
Matheson, Gordon (.339, 0, -).....	1937	.....	1935-37
Mauger, Bill (.205, 1, 20).....	2008	.....	2005,07-08
Mauro, Steve (.355, 11, 109).....	1995	.....	1992-95
Mauro, Tony (.337, 7, 120).....	1999	.....	1996-99
McCally, Kenneth (.259, 4, 46).....	1955	.....	1952-55
McCarthy, William (.216, 0, 8).....	1967	.....	1965, 67
McClure, Dale (7-4, 3.01).....	1956	.....	1954-55
McClure, Robert (.219, 0, 6).....	1999	.....	1997
<b>McCormons, Mac (.235, 0, 1).....</b>	<b>2026</b>	.....	<b>2023</b>
McCormack, Michael.....	1895	.....	1893, 95
McCormick, Michael (1-3, 5.92).....	2017	.....	2014
McCoy, Mark (21-16, 4.24).....	2008	.....	2005-08
McCullen, John (.163, 0, 8).....	1953	.....	1951
McDevitt, Rich (14-20, 3.38).....	2003	.....	2000-03
McDonald, Charles.....	1925	.....	1924
McFall, Andrew.....	1916	.....	1915-16
McFarland, Alan (.300, 0, -).....	1938	.....	1936-37
McGrath, Ben (.228, 0, 33).....	2018	.....	2015-16
McGinn, Ryan (.305, 6, 59).....	2006	.....	2003-06
McGinnis, David (4-1, 2.76).....	1954	.....	1954
McGlinchey, Joseph (.324, 2, 51).....	1959	.....	1957-59
McGowan, Richard (4-3, -).....	1935	.....	1934-35
McGuinness, Walter (.326, 0, -).....	1939	.....	1937-39
McIver, Dewitt.....	1932	.....	1932
McKay, Frank (2-2, -).....	1937	.....	1937
McKee, Ira (.266, 2, -).....	1924	.....	1923-24
McKee, Jim (.308, 3, 66).....	1980	.....	1978-80
McKelvey, Kevin (2-1, 1.96).....	2017	.....	2014
McKie, Jay (.277, 0, 31).....	1946	.....	1944-46
McKinney, Charles.....	1931	.....	1931
McKinney, Eugene.....	1927	.....	1927
McKinney, Todd (.176, 0, 3).....	2002	.....	2002
McLaury, Frank.....	1921	.....	1920
McLean, Charles (.212, 0, 4).....	1954	.....	1952-54
McLemore, Tom (19-19, 3.49).....	1997	.....	1995-97
McManus, James (.250, 0, -).....	1941	.....	1939
McMenamin, Lester (.293, 1, 6).....	1957	.....	1955-56
McMurtry, Jim (14-2, 3.47).....	1981	.....	1979-81
McNair, Frederick.....	1903	.....	1903
McNamara, Warren (.379, 2, 21).....	1943	.....	1942-43
McVay, Donald (.152, 0, 3).....	1953	.....	1951
McWhorter, Charles.....	1906	.....	1904-05
Meade, Bolivar.....	1910	.....	1909
Meenach, Jett (.125, 0, 1/13-1, 2.49).....	2017	.....	2015-16

Meineke, Otto.....	1978	.....	1976
Melton, JD (6-4, 2.70/277, 0, 11).....	2010	.....	2007-09
Melz, Donald (19-7, 2.06).....	1953	.....	1951-53
Michael, Craig (16-8, 2.91).....	1984	.....	1982-84
Michalowicz, Matt (.248, 1, 24).....	1999	.....	1997-99
Mickle, William.....	1957	.....	1957
Milanes, David (.282, 4, 98).....	2013	.....	2011-13
Mild, Andy (.289, 0, 25).....	2001	.....	2000-01
Miles, William (.203, 1, 16).....	1978	.....	1976-78
Miller, Adolph (.294, 0, -).....	1929	.....	1927-29
Miller, Jake (.280, 8, 64/1-2, 6.43).....	2003	.....	2000-03
Miller, Justin (0-0, 5.79).....	2003	.....	2003
Miller, Rick (15-8, 1.71).....	1968	.....	1966-68
Millican, William (.167, 0, -).....	1928	.....	1927
Mills, Herbert (.303, 1, 16).....	1945	.....	1943-44
Mills, Milton (.298, 1, -).....	1924	.....	1922-23
Milner, Edward.....	1921	.....	1918-20
<b>Mitchell, Henry (.273, 1, 10).....</b>	<b>2026</b>	.....	<b>2023</b>
Mitchell, Nate (9-10, 4.66).....	2023	.....	2020, 22-23
Molinaro, Rob (0-7, 8.15).....	2007	.....	2004
Monaghan, John.....	1895	.....	1894-95
Monahan, John (.330, 2, 15).....	1955	.....	1953, 55
Montgomery, Darrell.....	1983	.....	1982-83
Montoya, Benjamin (.307, 1, 25/19-5, 2.45).....	1958	.....	1956-58
Moody, Ryan (.059, 0, 1).....	2016	.....	2013
Mooney, John (.296, 0, 12).....	1972	.....	1971-72
Moore, Josh (.272, 1, 29).....	2012	.....	2009-12
Moore, Stephen (14-16, 2.90).....	2015	.....	2012-15
Moore, Toby (21-12, 3.38).....	1996	.....	1993-95
Moore, Tony (.272, 7, 59).....	2000	.....	1997-00
Moran, Edward.....	1917	.....	1915-16
Moretti, Florio (.183, 2, 13).....	1953	.....	1951
Morra, John (9-3, 1.91).....	1955	.....	1953-54
Morrissey, John (.244, 2, 34).....	1950	.....	1948-50
Mowery, Sam (.326, 0, 35).....	1991	.....	1989-91
Mowles, Pat (.271, 0, 48).....	1994	.....	1991-94
Mueller, Dale (10-5, 4.21).....	1946	.....	1944-45
Mulholland, Walter.....	1923	.....	1919
Mullaney, David (.136, 0, 2).....	1951	.....	1949
Mullican, Jon (.287, 5, 71).....	1985	.....	1982-85
Mullikin, Mike (.351, 4, 74).....	1980	.....	1977-80
Munde, Jared (.295, 9, 83).....	2006	.....	2003-06
<b>Munnely, Brendan (.000, 0, 1).....</b>	<b>2025</b>	.....	<b>2023</b>
Murdza, Jeff (1-1, 4.81/211, 0, 1).....	2010	.....	2009-10
Murphy, Richard (2-7, 4.87).....	1954	.....	1953
Murray, Chris (8-8, 4.94).....	2010	.....	2007-10
Murray, Kyle (16-13, 5.18).....	1995	.....	1994-95
Murray, Terry (1-1, 4.58).....	1968	.....	1966, 68
<b>Murtha, Brock (.287, 3, 27).....</b>	<b>2026</b>	.....	<b>2023</b>
Murzinski, Edward (.281, 3, 32).....	1969	.....	1967-69
Myers, Curtis (8-4, -).....	1927	.....	1925
Myers, Timothy (8-3, 2.63).....	1964	.....	1962-63

### N

Name (Avg., HR, RBIs/W-L, ERA).....	Class	.....	Lettered
Nadin, Donald (.000, 0, 0).....	1949	.....	1948
Naquin, Ryan (2-4, 8.74).....	2003	.....	2002-03
Naye, John (.264, 2, 24).....	1966	.....	1964-66
Neary, Joseph (.219, 0, 16).....	1957	.....	1955-56
Needham, Ralph.....	1907	.....	1905-06
Nehez, James (.271, 0, 7/2-1, 8.06).....	1951	.....	1951
Nelson, Ben (19-13, 3.44).....	2013	.....	2010-13
Nichols, William.....	1914	.....	1911
Nichols, Burgess (4-6, 4.70).....	2007	.....	2004-05
Nichols, Mike (.259, 2, 32).....	1984	.....	1983-84
Nicolini, Dominic (.252, 2, 16).....	2002	.....	2001-02
Niemeyer, Herbert (.309, 1, -/3-2, -).....	1923	.....	1921-23

Nigro, Vincent (.170, 0, 5).....	1973	.....	1973
Niles, Richard (.282, 0, 8).....	1940	.....	1939-40
Norman, David (.282, 0, 13).....	2014	.....	2011-14
Norris, Rodney (.241, 0, 7).....	1966	.....	1964
Norris, Scott (.247, 0, 12).....	1974	.....	1972

### O

Name (Avg., HR, RBIs/W-L, ERA).....	Class	.....	Lettered
Ogden, Steve (.311, 7, 41).....	1973	.....	1971-73
O'Herron, Edward (.273, 0, -).....	1939	.....	1937
Oistad, Byron (.227, 1, 9).....	1959	.....	1958
Olsen, Charles.....	1919	.....	1918
Olishaw, Ed (.269, 0, 37).....	1988	.....	1986-88
Olson, Wes (16-11, 4.36).....	2011	.....	2008-11
O'Malley, Thomas.....	1997	.....	1996
O'Neill, David (.383, 0, -).....	1927	.....	1925, 27
Orr, Skip (.243, 0, 15).....	1965	.....	1964-65
Osborne, Charles.....	1912	.....	1910-12
Ostmo, Erik (.275, 3, 39).....	1994	.....	1992-93
O'Toole, James (.295, 0, -).....	1931	.....	1929-30

### P

Name (Avg., HR, RBIs/W-L, ERA).....	Class	.....	Lettered
Pace, John (.292, 0, -).....	1937	.....	1936-37
Paglalonga, Nick (.208, 2, 20).....	2017	.....	2014, 16
Paist, Stanley (0-1, -).....	1937	.....	1935
Parchinski, Eugene (.210, 0, 15).....	1966	.....	1964, 66
Parenti, Anthony (14-9, 2.79).....	2015	.....	2012-15
Pasquito, Joe (.311, 3, 87).....	1991	.....	1988-91
Paszalaniec, Matt (.257, 1, 16).....	1978	.....	1977
Paszalaniec, Matthew (.331, 0, 19).....	1954	.....	1952-53
Patz, David (3-0, 2.14).....	1961	.....	1961
Paukovits, Nate (.294, 2, 49).....	1998	.....	1995-97
Payne, Andrew (.329, 7, 93).....	1994	.....	1992-94
Pearce, Robert (.218, 0, 14).....	1971	.....	1970-71
Pedersen, Eric.....	1999	.....	1997
Pegram, George.....	1905	.....	1902-04
Peifley, Tim (.251, 6, 32).....	1990	.....	1989-90
Pennell, Brian (3-9, 7.36).....	2002	.....	2000-02
Peterson, Wallis (7-3, -).....	1924	.....	1923-24
Petro, George (.365, 0, 15).....	1980	.....	1978-79
Pfouts, John (.000, 0, 0).....	1960	.....	1958
Phillips, Melvin.....	1943	.....	1942
Piascik, Mike (4-0, 2.72).....	1982	.....	1980
Pickard, George (.146, 1, 7/2-1, 7.90).....	1999	.....	1996
Pino, Harlow.....	1921	.....	1918-21
Poe, Mike (2-5, 6.84).....	2001	.....	1998
Poelma, Zach (3-7, 5.89).....	2003	.....	2002-03
Pollak, John (2-2, 4.60).....	1984	.....	1981
Pollicelli, Christian (.311, 11, 89).....	2022	.....	2019-22
Ponseigo, Andy (.310, 7, 78).....	1984	.....	1982-84
Ponvert, Edwin (.500, 0, -).....	1927	.....	1927
Poole, Ernest.....	1921	.....	1920-21
Portoni, Matt (7-8, 5.80).....	1992	.....	1992
Potter, Arthur (8-8, 3.24).....	1953	.....	1951-53
Potter, James.....	1893	.....	1893
Powell, Lucien (.302, 0, -).....	1939	.....	1937-39
Powers, Zach (0-1, 8.60).....	2024	.....	2021-23
Pratt, Richard.....	1936	.....	1935-36
Pratt, William.....	1933	.....	1933
Proffitt, David (.234, 3, 16).....	1970	.....	1968-70
Puckett, Don (3-2, 4.29).....	1966	.....	1964-65
Purnell, William.....	1908	.....	1908

### Q

Name (Avg., HR, RBIs/W-L, ERA).....	Class	.....	Lettered
Quinn, Jim (.292, 8, 37).....	1974	.....	1972-74

### R

Name (Avg., HR, RBIs/W-L, ERA).....	Class	.....	Lettered
<b>Raba, Zane (.240, 2, 32).....</b>	<b>2024</b>	.....	<b>2021-23</b>
Raffo, Thomas (1-2, 3.76).....	1964	.....	1963-64
Raudenbush, Webb.....	1903	.....	1900-03
Rausch, Kyle (.276, 6, 39).....	2023	.....	2020-23
Ravener, Bob (.301, 3, 34).....	1981	.....	1979, 81
Rawlings, Harry (.403, 0, -).....	1922	.....	1921-22
Read, Semmes.....	1902	.....	1899-02
Redden, Dallas (1-0, 7.11).....	2015	.....	2012-13
Reed, James.....	1936	.....	1936
Reibenspies, Cole (.000, 0, 0).....	2023	.....	2020-21
Reihel, Ronald (.257, 3, 43).....	1963	.....	1961-63
Rensberger, Lee (8-6, 3.93).....	1949	.....	1948-49
Repucci, Lou (19-6, 2.99).....	1976	.....	1973-75
Ridgely, Conrad.....	1911	.....	1911
Ridgely, Frank.....	1896	.....	1893
Ridgeway, Tyler (1-0, 2.45).....	2017	.....	2014
Rigstad, Dennis.....	1966	.....	1966
Rinehart, Joel (11-8, 3.03).....	2013	.....	2010-13
Rinehimer, Kurt (.265, 0, 25).....	1995	.....	1993-95
Roberts, Jim (.355, 5, 74).....	1981	.....	1979-81
Roberts, Luke (4-0, 3.25).....	2011	.....	2009-11
Robinson, John (5-15, 6.09).....	1993	.....	1992-93
Rodgers, Bertram.....	1916	.....	1913-16
Rodgers, Ronald (6-3, 2.58).....	1977	.....	1977
Rodgers, Tony (.251, 5, 50).....	1983	.....	1981-83
Rogers, Joe (.333, 0, 1).....	1980	.....	1978
Roney, John (.285, 2, 36).....	1963	.....	1961-63
Rook, Theodore (1-5, 6.02).....	1951	.....	1951
Ross, Jim (.234, 5, 39).....	1988	.....	1987-88
Rowe, Bart (.284, 3, 64).....	1984	.....	1981-84
Ruge, Robert.....	1937	.....	1935
Rupert, Walter (.189, 0, 6).....	1943	.....	1942
Russell, Thomas (5-6, 8.01			

# 2024 NAVY BASEBALL

## ALL-TIME LETTER WINNERS

See, Vic (.279, 0, 7).....	1980	1978-79
Seibert, Walter.....	1913	1910-13
Seiler, Rich (.411, 9, 97).....	1980	1977-80
Self, Dave (3-1, 2.10).....	2001	1998
Sellerberg, Kurt (.228, 0, 31).....	1997	1995
Semko, Scott (.287, 7, 38).....	1970	1968-70
Sexton, Ormond (4-7, -).....	1936	1934-35
Seyford, Frederick.....	1936	1935-36
Shaffer, Daniel.....	1987	1987
Shanley, Peter.....	1960	1960
Shaw, Walter (.224, 0, 19).....	1954	1952-54
Shelton, John (1-0, 3.86).....	1971	1969
Sherwood, Gordon.....	1918	1917
Shields, Peter (.227, 0, 5).....	1959	1958
Shields, Scott (.160, 0, 8).....	1966	1965-66
<b>Shirah, Matthew (0-1, 7.07).....</b>	<b>2024</b>	<b>2021</b>
Shirk, Jeff (.214, 1, 6).....	1987	1985
Shoemaker, William.....	1947	1947
Silverman, Doug (.243, 0, 26).....	2005	2003-05
Simonsen, Nikolai (.276, 1, 19).....	2014	2012
Simourian, Joe (.230, 3, 32).....	2022	2019, 21-22
Sipe, Zach (10-10, 6.38).....	2012	2009-12
Smalley, Dave (.319, 3, 39).....	1957	1955-57
Smith, Alex (.303, 7, 73).....	2023	2020-23
Smith, Alex (.226, 0, 13).....	2020	2017-18
Smith, Allan.....	1915	1914-15
Smith, Bernard.....	1934	1934
Smith, Carlton (.222, 0, 5).....	1946	1946
Smith, Charles.....	1903	1902-03
Smith, Colin (.267, 9, 75/1-1, 6.14).....	2023	2021-23
Smith, Edward (0-2, 4.76).....	1950	1949-50
Smith, Ernest (.309, 0, 7).....	1942	1940-41
Smith, James.....	1933	1933
Smith, Matt (.311, 10, 120).....	1997	1995-97
Smith, Norman (13-5, 2.42).....	1942	1940-41
Smith, Richard (5-1, 4.22).....	1957	1955-57
Smith, Robert (5-3, 2.20).....	1972	1970-72
Smith, Samuel.....	1952	1952
Smith, William (.125, 0, 1).....	1958	1958
Smithberger, Josh (1-2, 7.32).....	1999	1997
Snoots, Theodore (.220, 0, 5).....	1971	1970
Snyder, Craig (.261, 3, 47).....	1986	1985-86
Snyder, Edwin (.189, 0, 8).....	1944	1942-43
Snyder, Raymond (.290, 2, 19).....	1964	1962-63
Snyder, Richard (.265, 1, 18).....	1956	1954-56
Soares, Steven (.272, 11, 70).....	2010	2007-10
Sobeck, Jerry (.133, 0, 2).....	1974	1974
Solomon, Jerome (.375, 0, 2).....	1950	1949
Song, Noah (32-13, 2.37).....	2019	2016-19
Sorenson, Robert (9-7, 4.76).....	1992	1991-92
Sorenson, Sam (11-12, 3.35).....	2016	2013-16
Sorensen, William (.241, 0, 28).....	1967	1965-67
Spaeth, Warren (.236, 0, 32).....	1968	1966-68
Spain, Omar.....	1935	1935
Spalding, Hayden (.100, 0, 3).....	2018	2016
Spangler, Wilson (.269, 0, 19).....	1955	1953-55
Spar, Edwin.....	1953	1953
Speciale, Michael (.325, 23, 139).....	2010	2007-10
Spencer, Richard.....	1976	1975
Spofford, Robert.....	1906	1904-05
Spong, Nate (.253, 0, 8).....	1995	1992
Sproul, Merrill.....	1920	1918
Stacy, Terry (.261, 0, 10).....	1964	1963
Standley, William.....	1895	1893-95
Stare, Lonny (.327, 1, 43).....	1992	1991-92
Staton, Adolphus.....	1902	1902
Staubach, Roger (.318, 1, 29).....	1965	1963-65
Steidle, Robert (.274, 0, 14).....	1959	1957-59
Stevens, James.....	1955	1955
Stevens, Zach (.295, 16, 81).....	2022	2019-22
Stewart, Edward (.323, 4, 37).....	1957	1955-57

Stewart, Kyle (.059, 0, 0).....	2019	2019
Stiles, William.....	1908	1905-08
Stopyra, Edward (.254, 0, 12).....	1969	1967
Stowe, Jack (.315, 1, 5).....	1943	1941-42
Stowell, Ronald (5-1, 2.65).....	1972	1970-71
Strassburger, Ralph.....	1905	1904
Strickland, Glenn.....	1909	1907
Strickland, Samuel.....	1911	1910-11
Stroh, Robert (.150, 0, -).....	1930	1929-30
Stubbs, Francis.....	1921	1918-21
Stump, Charles (.091, 0, -).....	1938	1936
Sullivan, Emmett (.217, 0, -).....	1927	1927
Sullivan, Gene.....	1956	1956
Summers, Paul (1-0, -).....	1936	1936
Sweisthal, Matt (.276, 0, 2).....	2010	2008-09
Sylvester, Nick (.261, 3, 45).....	2001	1998-01
Symington, Thomas.....	1907	1905-06

### T

<b>Name (Avg, HR, RBIs/W-L, ERA).....Class .....Lettered</b>		
Taeschner, Colin (2-1, 4.44).....	2022	2019
Tanner, Drew (26-11, 2.89).....	1986	1983-86
Taylor, Conway (5-0, 1.61).....	1946	1944-45
Taylor, Donald.....	1964	1964
Taylor, Norman (.333, 0, 0).....	1968	1967
Taylor, Tim (2-3, 3.27).....	1989	1987
Teixeira, John (.244, 0, 22).....	1974	1973-74
Temperilli, J.P. (.272, 5, 26).....	2007	2004
Tengler, Chip (1-2, 11.52).....	2011	2008-09
Terwilliger, Bruce (16-4, 2.43).....	1964	1962-64
Terwilliger, Ron (.293, 3, 42).....	1963	1961-63
Thayer, Wirt (.342, 3, 29).....	1946	1944-46
Theobald, Robert.....	1907	1905-06
Thibault, Louis.....	1907	1905-06
Thom, Philip (2-1, 4.50).....	1949	1947
Thomas, Alec (3-2, 7.36).....	2010	2008-10
Thomas, Scott (17-7, 2.29).....	1977	1975-77
Thompson, Howard (.337, 1, -).....	1939	1937-39
Thompson, Stephen (.191, 0, 8).....	2021	2018, 20
Thompson, Trevor (.286, 3, 27).....	2005	2003-05
Thornhill, Henry.....	1918	1917
Thumm, Doug (.289, 0, 8).....	1998	1997
Tierney, Denis (.258, 0, 2).....	1969	1967
Todd, Terrence.....	1962	1961-62
Topping, Trent (4-4, 6.34).....	2022	2019-22
Torgerson, Theodore.....	1931	1931
Torsky, Nicholas.....	1996	1993
Toxer, Charles.....	1896	1894-95
Treanor, Richard (.214, 0, 4).....	1962	1960
Trent, Craig (3-4, 7.97).....	2000	1998-99
Trent, Sean (.362, 4, 95).....	2018	2015-16
Turcotte, William (.270, 0, 18).....	1955	1953-55
Turner, Ryan (.152, 0, 0).....	2016	2014
Turner, Tucker (.237, 2, 35).....	1995	1992-95

### V

<b>Name (Avg, HR, RBIs/W-L, ERA).....Class .....Lettered</b>		
Vaiden, John.....	1914	1911-13
Valascho, Dan (.197, 1, 6).....	1995	1993
Valdez, Nico (.315, 0, 16).....	2023	2020-21
Van Arsdall, Clyde.....	1934	1933-34
Van Auker, Frederick.....	1908	1906-07
Van Brabant, John (.279, 4, 40).....	1985	1984-85
Van Dam, Tom (0-5, 8.79).....	2005	2004-05
Van Scoyoc, James (.291, 0, 16).....	1953	1951-52
Vane, Scott (.240, 0, 13/5-8, 5.32).....	2001	1998-01
Vaughn, Kenneth (.274, 5, 27).....	1960	1958-60
Veech, Craig (.199, 5, 27).....	2013	2011-13
Vinson, Thomas.....	1914	1911-14

Voelker, George (.311, 0, 18).....	1972	1971-72
Vogel, Scott (3-1, 4.54).....	1984	1982
Volkman, George (9-5, 1.45).....	1967	1965-67
VonHeimberg, Ernest.....	1919	1916, 18

### W

<b>Name (Avg, HR, RBIs/W-L, ERA).....Class .....Lettered</b>		
Wade, Tanner (0-0, 11.57).....	2022	2025
Wadleigh, John.....	1937	1937
Waid, Robert (.200, 0, -).....	1924	1923-24
Wakeman, Ray.....	1912	1911
Walker, Calvin.....	1929	1929
Wallace, John (.079, 0, 0).....	1942	1940-41
Wallace, Ted (.290, 9, 65).....	1987	1984-87
Walsh, William.....	1928	1927
Walton, Steve (10-6, 2.33).....	1979	1978-79
Ward, James.....	2000	1998-00
<b>Ward, Zach (1-3, 9.28).....</b>	<b>2024</b>	<b>2022-23</b>
Ward, Samuel (.314, 0, -).....	1926	1923-24
Watson, George (.280, 0, 8).....	1944	1942-43
Weaver, Daniel (.206, 0, 11).....	1972	1972
Weaver, David.....	1902	1899-02
Weinberg, Tom (.267, 2, 32).....	1991	1990-91
Welch, Philip.....	1919	1917
Wellons, Alfred (.333, 0, 14).....	1947	1946-47
Welsh, George (.138, 0, 4).....	1956	1954-56
Werner, Sherwood (.285, 8, -).....	1942	1940-41
West, Albert.....	1930	1930
Westfall, Robert (.188, 0, 8).....	1961	1960
Wheeler, Dylan (.216, 0, 35).....	2013	2010-13
Whelchel, John.....	1920	1917-18
White, Matt (5-4, 6.36).....	2009	2006-07
White, Richard.....	1933	1933
White, Theodore (.170, 0, 0).....	1967	1966
Whitten, Brian (.272, 2, 35).....	2002	1999, 01
Whittlesey, Willis (.208, 0, 6).....	1959	1957, 59
Wick, Peter (.250, 0, 10).....	1972	1971-72
Wiedeman, David (.225, 0, 40).....	2015	2012-13
Wieman, Steve (.21-8, 2.10).....	1988	1985-88
Wiggins, Bryan.....	1946	1946
Wikoff, Brian.....	2017	2017
Wilcox, Matthew (.226, 0, 32).....	2019	2016-19
Wild, Scott (8-6, 7.31).....	1985	1983
Wild, Tim (.308, 3, 47).....	1982	1980-82
Willen, Michael (.313, 4, 46).....	1959	1957-59
Williams, James.....	1970	1969-70
Williams, Steve (.234, 0, 15).....	1996	1994
Williamson, Jacob (.267, 14, 107/0-1, 6.75).....	2020	2017-20
Wilson, Earl.....	1911	1908-09
Wilson, Jake (.000, 0, 0).....	2022	2020
Wilson, Jon (6-5, 4.23).....	1996	1993
Wilson, Rick (.221, 2, 28).....	1985	1982-83
Wilson, Scott (16-7, 3.31).....	1994	1992-94
Wilson, Thomas (14-6, -).....	1929	1927-29
Witkowski, Andrew.....	2002	2001-02
Wlodarczyk, Edward (0-2, 1.80).....	1969	1968
Wolf, Matt (.210, 1, 10).....	2022	2019-20
Wooding, Robert (.198, 1, 12).....	1940	1938-39
Woods, Kenneth (.255, 0, 10).....	1946	1946
Woolsey, David (.282, 1, 30).....	2002	2000-02
Worley, Michael (.266, 4, 16).....	1969	1968-69
Wright, Jonathan (.308, 1, 75).....	2011	2008-11

### Y

<b>Name (Avg, HR, RBIs/W-L, ERA).....Class .....Lettered</b>		
Younce, Rob (.230, 0, 16).....	1991	1990-91
Young, John (.310, 1, 62).....	1987	1985-87
Young, Randy (12-10, 2.73).....	1975	1973-75

Yu, Brandon (0-0, 5.20).....	2021	2020-21
------------------------------	------	---------

### Z

<b>Name (Avg, HR, RBIs/W-L, ERA).....Class .....Lettered</b>		
Zaiko, Mike (1-3, 7.78).....	1998	1995-96
Zastrow, Robert (.324, 2, 22).....	1952	1950-52
Zech, Lando (.351, 2, 21).....	1945	1943-44
Zematis, Mark (.342, 23, 153).....	2000	1997-00
Zeni, Joseph (.257, 0, 12).....	1974	1973-74
Ziccardi, John (.289, 4, 43).....	1980	1977-78
Zimmerman, Carl (.333, 1, -).....	1923	1922-23
Zoch, Jackson (4-1, 4.46).....	2019	2016-19



## PATRIOT LEAGUE

Now in its fourth decade as an all-sport conference combining academic and athletic excellence, the Patriot League sponsors championships in 24 men's and women's sports. Initially beginning as an NCAA Division I-AA football conference in 1986, the Patriot League became an all-sport conference in 1990 and now includes American, Army West Point, Boston University, Bucknell, Colgate, Holy Cross, Lafayette, Lehigh, Loyola Maryland and Navy as full members. Fordham, Georgetown, MIT and Richmond are associate members. These institutions are among the oldest and most prestigious in the nation, while their alumni have and continue to play leadership roles in shaping our country.

The Patriot League's mission is simple: to provide successful competitive athletic experiences while maintaining high academic standards and preparing its student-athletes to be leaders in society. During the 2022-23 academic year, Patriot League student-athletes and teams accomplished the following:

- ★ The League's 96 percent graduation success rate (GSR) is the second-best mark in the nation, finishing in the top three each year since the rating has been released in 2013. All 10 member schools were 91 percent or higher, each exceeding the record-high national GSR of 89 percent. In addition, the League's 88 percent Federal Graduation Rate (FGR) is the national leader for the 10th consecutive year.
- ★ The Patriot League continues to lead the 32 NCAA Division I conferences in Academic Progress Rate (APR) and retention trends by conference. In the latest data release by the NCAA, the League is second in eligibility trends by conference. The League had 168 of its 195 teams score at or above the national average multi-year APR of 984. Sixty-seven squads earned a perfect score of 1,000.
- ★ Seven student-athletes earned CoSIDA Academic All-America recognition including first-team accolades for Army West Point's Georgia Jones (Women's Cross Country/Track & Field), Fordham's Ryan Greenhagen (Football) and Navy's **Chloe Dawson** (Women's Soccer). Second-team honorees including Holy Cross's Peter Oliver (Football) and Navy's **Brett Brady** (Men's Cross Country/Track and Field), while Lehigh's Mackenzie Kramer (Women's Basketball) and Navy's **Jackson Schultz** (Men's Swimming & Diving) received third-team accolades.
- ★ Boston University's Caitlin Coker (Softball) and Fordham's Ryan Greenhagen (Football) were named the Patriot League Female and Male Scholar-Athlete of the Year honorees, respectively.
- ★ Bucknell's Clara McCormick (Field Hockey), Colgate's Bryan Qian (Men's Track & Field) and Navy's **Charlotte Ryan** (Women's Lacrosse) each received the 2022-23 Patriot League Award of Outstanding Leadership and Character, recognizing their shared excellence in leadership and service.
- ★ American's Katie Putney (Women's Volleyball), Army West Point's Maya Amersi and Angela Huang (Women's Swimming & Diving) and Lafayette's Josh Wolfe (Men's Tennis) were named the League's 2022-23 Sportsmanship Award winners for demonstrating fairness, equality and excellence in academics and athletics.
- ★ Army West Point's Lauren Drysdale (Women's Soccer) was the League's nominee for the 2022-23 NCAA Woman of the Year award, honoring the academic achievements, athletics excellence, community service and leadership of graduating female college athletes.
- ★ Twenty-five Patriot League graduates have participated in the Victory Scholarship program, through the Sport Changes Life Foundation (SCLF), allowing them to attend graduate school in Ireland or Northern Ireland. A pair of League basketball student-athletes – Colgate's Zach Light and Lafayette's Naomi Ganpo – were recipients during the 2022-23 academic year.



- ★ Twenty-nine Patriot Leaguers were All-America selections during the 2022-23 athletic year with first-team status for Boston University's Roy Meyer (Men's Lacrosse), Fordham's Tim DeMorat (Football) and Fotis Kokosioulis (Football), Holy Cross's Luke Newman (Football), Loyola Maryland's Payton Rezanka (Men's Lacrosse) and Jillian Wilson (Women's Lacrosse) and Navy's **Braden Presser** (Men's Track & Field).
- ★ Three Patriot League men's lacrosse student-athletes were selected in the 2023 Premier Lacrosse League (PLL) College Draft, including Lehigh's Mike Sisselberger (1st, 5th overall) and Loyola Maryland's Payton Rezanka (3rd, 19th overall) and Cam Wyers (4th, 29th overall).
- ★ American graduate Natalie Konerth, Boston University graduate Allie Hammel and Lafayette graduate Amanda (Magadan) Golini are members of the U.S. Women's National Field Hockey Team.
- ★ **Navy** collected its ninth-consecutive Patriot League Presidents' Cup following the 2022-23 academic year. The Mids previously broke Bucknell's record of seven-straight titles. Navy finished atop the men's standings, while Boston University topped the women's standings.
- ★ American's Aldrich Elvambuena (Men's Swimming & Diving) is the Patriot League's representative to the NCAA Division I Student-Athlete Advisory Committee (SAAC), moving into the second year of his two-year term.
- ★ Army West Point's Margaret Williams (Women's Lacrosse) became the seventh student-athlete in Patriot League history to receive the prestigious Rhodes Scholarship.
- ★ Three Patriot League Women's Lacrosse programs finished the 2023 season ranked in the ILWomen/IWLCA Top 25 Poll, including Loyola Maryland at No. 7, Army West Point with a program-best 16 and **Navy** at No. 25.
- ★ Holy Cross and Fordham both received berths in the 2022 Division I FCS Championship, marking the sixth time the League has had multiple bids and the first time since 2015. Holy Cross claimed the No. 8 seed, the first League program to accomplish the feat since Colgate in 2018. The Crusaders advanced to the quarterfinal round, the eighth League team to advance to the round of eight.
- ★ Two Patriot League student-athletes qualified for the NCAA Outdoor Track & Field Championships. Boston University's Daisy Liljegren (10,000m) placed 16th to earn Second Team All-America honors. Navy's **Braden Presser** (Javelin) finished in sixth place to claim First Team All-America honors.
- ★ Navy's **Braden Presser** placed 11th in the javelin at the 2023 USA Track & Field U23 Outdoor Championships in Eugene, Ore. He placed third at the NACAC U23 Championships in San Jose, Costa Rica.



WWW.**NAVYSPORTS**.COM

www.**NAVYSPORTS**.com

#GONAVY

