



G O N A V Y

NAVY

MEN'S SOCCER

2023 MEDIA GUIDE

W W W . **NAVYSPORTS** . c o m





W W W . **NAVYSPORTS** . c o m

2023 NAVY MEN'S SOCCER

SCHEDULE / TABLE OF CONTENTS

Table of Contents

Table of Contents	1
Quick Facts	1
Head Coach Tim O'Donohue	2-3
Staff	3-5
2023 Roster	6-7
Midshipmen Bios	8-16
2022 Season Recap	17
2022 Statistics	18
2022 Patriot League Recap / History	19-20
Year-By-Year Records	21
All-Time Results	22-28
All-Time Series Records	29
Series Results vs. Division I Opponents	30-35
Miscellaneous Series Information	35
Series Records vs. The States	36
Series Records vs. The Conferences	37
Postseason History	38
Record Book	39-42
Yearly Leaders	43-44
All-Time Honors	45-48
Letter Winners	49-51
Glenn Warner Soccer Facility	52-54
Joseph Greenspan ('15) & Matt Nocita ('22)	55-56
The Patriot League	57

Navy Quick Facts

Location	Annapolis, Md.
Enrollment	4,400
Founded	1845
Conference	Patriot League
Colors	Navy Blue and Gold
Nickname	Midshipmen, Mids
Director of Athletics	Chet Gladchuk
Athletic Department Phone	410-293-2700
Stadium	Glenn Warner Soccer Facility
Capacity	1,500

2023 Preview

Starters Returning / Lost	10 / 1
Letter Winners Returning / Lost	10 / 3
Total Players Returning / Lost	20 / 7
Newcomers	8
Team Captain	Zach Wagner
Pct. of Goals Returning	18 out of 20 - 90 Percent
Pct. of Assists Returning	18 out of 19 - 94.7 Percent
Pct. of Points Returning	54 out of 59 - 91.5 Percent

2022 Season In Review

Overall Record	7-5-9
Patriot League Record (Place)	3-1-5 (T-Third)
Patriot League Tournament	Champions
Postseason	NCAA First Round
Goals Scored / Allowed	20 / 19
Final RPI	99

Coaching Staff

Head Coach	Tim O'Donohue
Alma Mater	Muhlenberg (1998)
Career Record (Years)	212-71-42 (17 years)
Record at Navy (Years)	47-50-19 (Seven years)
Associate Head Coach	Mark Risbridger
Alma Mater	Post (2013)
Assistant Coach	Brooks Wilson
Alma Mater	South Carolina (2020)
Volunteer Assistant Coach	Brent Boone
Alma Mater	Longwood (1991)
Soccer Office Phone	410-293-5542

2023 Navy Men's Soccer Schedule

Date	Opponent	Location	Time
Aug. 24	at UNC Asheville	Asheville, N.C.	6 p.m.
Aug. 28	VMI	Annapolis, Md.	7 p.m.
Sept. 1	Howard	Annapolis, Md.	7 p.m.
Sept. 3	Liberty	Annapolis, Md.	7 p.m.
Sept. 8	Longwood	Annapolis, Md.	7 p.m.
Sept. 11	vs. <i>George Mason</i> ^A	Boyd's, Md.	7 p.m.
Sept. 16	at Loyola*	Baltimore, Md.	5 p.m.
Sept. 19	at Marist	Poughkeepsie, N.Y.	7 p.m.
Sept. 23	Bucknell*	Annapolis, Md.	1 p.m.
Sept. 27	at American*	Washington, D.C.	3 p.m.
Sept. 30	Lehigh*	Annapolis, Md.	Noon
Oct. 3	at UMBC	Baltimore, Md.	7 p.m.
Oct. 7	at Boston University*	Boston, Mass.	1 p.m.
Oct. 13	vs. <i>Army</i> ! [!]	Chester, Pa.	7 p.m.
Oct. 21	Holy Cross*	Annapolis, Md.	6 p.m.
Oct. 24	at Maryland	College Park, Md.	7 p.m.
Oct. 28	at Colgate*	Hamilton, N.Y.	5 p.m.
Nov. 1	Lafayette*	Annapolis, Md.	7 p.m.
Nov. 4	Patriot League Quarterfinals#	TBD	TBD
Nov. 7	Patriot League Semifinals#	TBD	TBD
Nov. 11	Patriot League Finals#	TBD	TBD

Home games in bold

Neutral site games in italics

! Army-Navy Cup X at Subaru Park

^A Maryland SoccerPlex

All times Eastern

* Patriot League Match

Patriot League Tournament

Support Staff

Faculty Representative	Brice Nguelifack
Officer Representatives	LT Joshua Goldenberg, USN LT Nicholas English, USN
Administrator	Eric Ruden
Athletic Trainers	Gregg Calhoon Sarah Jefferson
Equipment Manager	Emma Perkins
Strength Coach	Cliff Dooman
Marketing	Sam Place
Sports Information	Marshal Filipowicz

Soccer History

First Year of Soccer	1921 (103rd season)
All-Time Record	713-450-163 (.599)
NCAA Appearances	12
(1963-67, 1969-71, 1974, 1988, 2013, 2022)	
NCAA Final Fours	4 (1963, 1964, 1965, 1967)
Best Finish	NCAA Champions (1964)
All-Time NCAA Tournament Record	15-11-0
Patriot League Record	94-110-30 (33rd season)
Patriot League Regular Season Titles	2 (1991, 2013)
Patriot League Tournament Appearances	13 (Last - 2022)
Patriot League Tournament Titles	2 (2013, 2022)

Sports Information

Assistant Director (Contact)	Marshal Filipowicz
Email	filipowi@usna.edu
Office Phone	410-293-8787
Cell Phone	716-574-4201
Office Fax	410-293-8954
Website	www.navysports.com
Twitter / Instagram	@NavyAthletics
Address	566 Brownson Road, Annapolis, MD 21402

Media Guide Credits

► The 2023 Navy men's soccer media guide was written and edited by Marshal Filipowicz. Template and cover design by Mark Leddy. Photography was provided by Phil Hoffmann.

The Patriot League

► The Patriot League media relations office is located in Bethlehem, Pa. Jackie Eddy serves as the men's soccer contact. Eddy's (jeddy@patriotleague.com) office number is 610-289-1957 and the website is PatriotLeague.org.

On The Web

► For the latest information on Navy men's soccer including stats, rosters, news, live video links and schedules, visit the official web site of Midshipmen athletics at NavySports.com. In addition, live stats, as well as Twitter updates, will be provided for all of Navy's home games and select road games.

E-mail Distribution List

► Fans wishing to join the Navy soccer e-mail list can sign up by contacting Marshal Filipowicz at filipowi@usna.edu.

Navy Social Media



Twitter
@NavyMSoccer



Facebook
NavyMSoccer



Instagram
navymsoccer



COACHING STAFF

TIM O'DONOHUE

HEAD COACH
Eighth Year at Navy

Tim O'Donohue enters his eighth season as the head coach of Navy's men's soccer program in 2023, coming off a 2022 campaign that saw the Midshipmen win the Patriot League Championship and earn Navy's 12th NCAA Tournament appearance.

O'Donohue is currently tied for the 63rd-highest all-time NCAA winning percentage across all divisions at .717 (212-71-42). On the list of NCAA all-time winningest head coaches, O'Donohue's winning percentage is sixth-best among active NCAA Division I head coaches and 24th overall across all divisions.

Just the sixth head coach in the 103-year history of the Navy men's soccer program, O'Donohue spent five seasons (2011-2015) as the associate head coach at the University of Connecticut and 10 seasons (2001-10) as the head coach at Division III Stevens Institute of Technology prior to arriving at Navy and winning 47 games across his first seven seasons.

A storybook 2022 season was capped by Navy claiming its first Patriot League title and NCAA Tournament berth under O'Donohue, as the Mids posted a 7-5-9 overall record and a 3-1-5 mark to earn their second-consecutive trip to the league tournament. Tallying three straight postseason shutouts to advance to and win the Patriot League Championship game, Navy then traveled to regional foe Georgetown in the NCAA First Round, where the Mids were able to keep even with the Hoyas until the second half.

Key to the 2022 team's success was the defensive effort of the Mids, as the .793 team save percentage ranked second in the league and 17th nationally while a 0.895 team goals against average finished 29th in the NCAA. O'Donohue's squad also played a disciplined game, tallying the fourth-fewest yellow cards in the nation (19) and averaging 9.19 fouls per game to rank ninth-best in the country.

Individually, David Jackson became the first Navy player to win Patriot League Midfielder of the Year and joined JD Wagner on the All-Patriot League First Team, highlighting the Mids' four all-league selections. Jackson and Wagner both earned All-Atlantic Region and All-ECAC honors as well, while Patriot League Tournament MVP Zach Wagner led a contingent of four Navy players named to the league's all-tournament team.

During the 2021 season, O'Donohue led the Midshipmen to a 12-6-1 record while going 5-4-0 in the Patriot League, earning the Mids their second Patriot League Tournament berth in the last three seasons. Additionally, Navy earned its first victory in the league tournament since the 2013 season, a 1-0 win over Lehigh, earning a berth to the tournament semifinals.

Navy opened the season with a six-game unbeaten streak that included winning five-straight contests, before ultimately starting another winning streak that resulted in coming away with four-straight victories.

The Mids proved to be one of the top offensive teams in the Patriot League, scoring 33 goals, their most since scoring 37 in 2013. Additionally, Navy produced one of the top-defensive efforts in the country, tallying 10 shutouts along with allowing just 20 goals for an average of just 1.05 per game.

Matt Nocita and Jacob Williams were named the Patriot League Defensive Player of the Year and Offensive Player of the Year, respectively, under the direction of O'Donohue. Nocita became the first Patriot League men's soccer player to earn the award three times in their career while Williams garnered Offensive Player of the Year honors for the first time in his career. Navy produced eight All-Patriot League selections, tied for the most in program history, along with



being the third-straight season the Midshipmen have tallied seven or more All-League honorees.

To round out the 2021 season accolades, Nocita was selected seventh overall in the 2022 MLS SuperDraft by the New York Red Bulls, making the senior standout the highest-drafted player in program history along with being the highest-drafted men's soccer player in Patriot League history.

During the 2020-21 season, O'Donohue guided the Midshipmen to a record of 4-2-1 overall while going 3-1-1 in the Patriot League and Navy finished tied for second in the Patriot League South Division. Navy started the season with four-straight wins, which started with a road win over North Carolina State, 2-1. The Midshipmen also won an exhibition match over Virginia – who came into the year as the defending national runner-up – on the road, 3-2.

O'Donohue coached the Patriot League Rookie of the Year in David Jackson, marking the second time in three years the Midshipmen produced the Rookie of the Year in the Patriot League. Matt Nocita was also named Patriot League Defensive Player of the Year for the second-straight season.

Navy produced seven All-Patriot Leaguers during the 2020-21 season, which is tied for second-most in program history and was the second-straight season the Midshipmen had seven all-league selections. Navy also produced four United Soccer Coaches All-Atlantic Region selections, which marked the second-straight season the Midshipmen had four all-region honorees and was the first time in program history Navy had four all-region selections in back-to-back seasons.

In 2019, O'Donohue paced Navy to one of its best seasons in program history as the Midshipmen finished with a record of 12-4-1, with the 12 victories being tied for third-most in program single-season history. Navy also finished third in the Patriot League standings with a 5-3-1 mark and the Midshipmen hosted a Patriot League Tournament game for the first time since 2013.

O'Donohue guided Navy to its longest winning streak in program history since its national championship season in 1964 as Navy captured 15-straight wins over the end of the 2018 season and the start of the 2019 campaign. The Midshipmen's 11-0-0 start in 2019 was the program's best since 1964 when Navy went 15-0-0 en route to the national title.

Throughout the 2019 season, O'Donohue helped Navy post a top-five mark in shutout percentage (.588) and goals-against average (.574), with both ranking fourth in the country. Navy also ranked eighth in save percentage at .818 and ninth in shot accuracy with a mark of .484.

O'Donohue also coached the 2019 Patriot League Defensive Player of the Year in Matt Nocita, and in total the Midshipmen had seven All-Patriot League honorees, which was second-most in the league. Nocita and Jacob Williams were named to the First Team All-Patriot League, Wyatt Millard, Tyler Collins and Ian Bramblett earned second team honors while Diego Manrique and Nicko West were third-team honorees. Navy also set a program record with five United Soccer Coaches All-Region selections, as Nocita (first team), Collins (second team), Bramblett (third team), Millard (third team) and Williams (third team) represented Navy on the All-Atlantic Region team.

During the 2018 season, O'Donohue coached Navy to a fifth-place finish in the Patriot League regular season standings after going 4-5-0 in league play. The Midshipmen finished the season with a record of 5-11-1 overall following a four-game winning streak to end the year. Over the final four games of the regular season, Navy outscored the opposition 9-2 and notched a pair of shutouts.

O'Donohue coached the 2018 Patriot League Rookie of the Year in Jacob Williams and coached Third Team All-Patriot League member Matt Nocita. Williams finished second in the league with 0.50 goals per game and was fourth with 1.00 points per game, as his eight goals were second-most in the Patriot League. Nocita was the only player for the Midshipmen to play all 1,557 minutes of the 2018 season.

Additionally, Navy was one of the least penalized teams in the country during the 2018 season as it ranked eighth overall in NCAA Division I with an average of just 9.06 fouls per game, which was also the best in the Patriot League.

COACHING STAFF

In his second season at Navy in 2017, the Midshipmen battled rival Army West Point to a 0-0 double-overtime draw in the Star Game and Army-Navy Cup VI, which was played in front of 8,143 fans at Talen Energy Stadium in Chester, Pa., making the Army-Navy game the third-highest attended college men's soccer game in 2017.

As a team, Navy ranked first in the Patriot League and eighth in the NCAA in saves per game (5.47) in 2017, and senior goalkeeper Mac Burke ranked sixth in the country in saves per game (5.41) and eighth in total saves (92). Navy was 2-13-2 (0-7-2 PL) in 2017.

Despite having less than two months to prepare for Navy's 2016 season opener when he was hired, O'Donohue's first team showed great potential for his program in the coming years, as they were resilient, spirited and composed. Navy battled in every contest, with 12 games in 2016 decided by one goal while four more ended in ties.

The Mids were 5-9-4 overall and 1-6-2 in the Patriot League, but Navy used its home-field advantage by going 4-1-3 in games played at the Glenn Warner Soccer Facility in 2016. Navy also was ranked fifth in the NSCAA Northeast Region Poll on Sept. 6, 2016 after a 1-1-1 start to the season.

Brock Dudley was named to the All-Patriot League Second Team in 2016, while Sam Bascom was named to the All-Patriot League Third Team. Goalkeeper Mac Burke led the Patriot League in goals-against average (1.05).

Prior to his arrival at Navy, O'Donohue spent five years at UConn on Ray Reid's staff, and helped take the Huskies to the NCAA Tournament four times, including three straight appearances in the NCAA Quarterfinals from 2011-13. The Huskies had an overall record of 68-22-21 (.707) during O'Donohue's tenure in Storrs.

In his first season at UConn in 2011, the Huskies went 19-3-3 and advanced to the NCAA Quarterfinals, then followed that season with a 17-4-1 record in 2012 and another trip to the NCAA Quarterfinals. The Huskies made their third straight quarterfinals appearance in 2013 with a 12-3-8 mark. In his final season at UConn in 2015, O'Donohue helped the squad to a 10-6-6 mark and an appearance in the NCAA Second Round after defeating Boston University in the first round.

O'Donohue had an overall record of 165-21-23 at Stevens and his winning percentage of .844 was the highest in NCAA Division III history when he left Stevens to serve as the associate head coach at UConn. O'Donohue took Stevens to the NCAA Tournament in nine of his 10 seasons, as the Ducks advanced to the NCAA Sweet 16 six times (2003, 2004, 2005, 2006, 2008 and 2009) and were the national runners-up in 2008 after Messiah claimed the national title by advancing past Stevens in a penalty kick shootout. Stevens won the ECAC Championship in 2002 and O'Donohue led the Ducks to an unbeaten record of 18-0-3 in 2006.

O'Donohue led Stevens to nine conference championships during his tenure. After joining the Empire 8 in 2007, O'Donohue led Stevens to the conference championship in four straight seasons (2007-10) before departing for UConn. Prior to joining the Empire 8, the Ducks won the Skyline Conference Championship in 2001, 2003, 2004, 2005, and 2006.

The Skyline Conference Coach of the Year in 2003 and the Empire 8 Conference Coach of the Year in 2010, O'Donohue was also named the National Soccer Coaches Association of America (NSCAA) All-Metro Region Coach of the Year in 2003 and was a finalist for the Division III NSCAA National Coach of the Year in both 2003 and 2008. Stevens was ranked in the final NSCAA Poll in each of O'Donohue's final eight seasons with the school.

O'Donohue coached 12 All-Americans while at Stevens with four earning first-team honors. O'Donohue also coached seven conference players of the year, 39 NSCAA All-Region performers, five CoSIDA Academic All-Americans, and 77 all-conference athletes while at Stevens.

O'Donohue holds several merits from the NSCAA including a Premier Diploma and a Master Coach Diploma. He was one of the first five coaches to earn a Master Diploma at the NCAA level. He also previously served as the Region III Technical Director for the NSCAA.

O'Donohue was a four-year starter at Muhlenberg College and helped the team to four-straight NCAA Tournament appearances and a berth in the Final Four in 1995, with the central midfielder earning all-conference honors in 1997. He was inducted into the Muhlenberg Athletics Hall of Fame in 2007 as part of the 1995 men's soccer team. He graduated from Muhlenberg in 1998 with a degree in English. O'Donohue and his wife, Virginia, have four children, Tadgh, Tierney, Teagan and Ruairi.

O'DONOHUE COACHING ACCOLADES / HONORS

- Served as the head coach of Stevens Institute of Technology for 10 seasons (2001-10) after spending the 2000 season as an assistant coach.
- Served as the associate head coach at UConn for five seasons (2011-15).
- When he arrived at Navy, his coaching winning percentage of .844 (165-21-23) from his 10 seasons at Stevens was the highest in NCAA Division III history.
- Currently tied for the 63rd-highest all-time NCAA winning percentage across all divisions at .717 (212-71-42).
- Helped take UConn to the NCAA Tournament in four of his five years at the school, including three-straight NCAA Quarterfinal appearances from 2011-13.
- Took Stevens to the NCAA Tournament in nine of his 10 years at the school, while also winning nine conference championships.
- Stevens was the 2008 NCAA Division III Soccer National Runner-Up, as the Ducks lost in penalty kicks to Messiah.
- Two-time conference coach of the year at Stevens and was the 2003 NSCAA All-Metro Region Coach of the Year.
- Stevens was ranked in the final NSCAA Poll in each of O'Donohue's final eight seasons with the school.
- Led Stevens to an unbeaten record of 18-0-2 in 2006.
- Coached 12 All-Americans at Stevens and five CoSIDA Academic All-Americans.
- Holds a Premier Diploma and a Master Coach Diploma from the NSCAA; Was one of the first five NCAA Coaches to earn a Master Diploma.

O'DONOHUE'S PROFILE

Alma Mater	Muhlenberg (1998)
Navy Record	7 Seasons / 47-50-19 (.487)
Overall Record	17 Seasons / 212-71-42 (.717)

COACHING BACKGROUND

2000	Assistant Coach / Stevens
2001-2010	Head Coach / Stevens
2011-2015	Associate Head Coach / UConn
2016-Present	Head Coach / Navy

CONFERENCE COACH OF THE YEAR (2)

2003, 2010

NSCAA REGION COACH OF THE YEAR (1)

2003 (All-Metro)

CONFERENCE CHAMPIONSHIPS (10)

2001, 2003, 2004, 2005, 2006, 2007, 2008, 2009, 2010, 2022

NCAA TOURNAMENT APPEARANCES (10)

2000, 2003, 2004, 2005, 2006, 2007, 2008, 2009, 2010, 2022

COACHING STAFF

MARK RISBRIDGER

ASSOCIATE HEAD COACH

Mark Risbridger enters his sixth season with the Navy men's soccer program in 2023, his second as the associate head coach on Tim O'Donohue's staff.

Brought on as a volunteer assistant during the spring of 2018, Risbridger was then named a full-time assistant coach in August 2018 and promoted to associate head coach in February 2022.

With Risbridger helping guide the Mids, a storybook 2022 season was capped by Navy claiming its first Patriot League title and NCAA Tournament berth since 2013, as the Mids posted a 7-5-9 overall record and a 3-1-5 league mark.

Earning their second-consecutive trip to the league tournament, the Mids tallied three straight postseason shutouts to advance to and win the Patriot League Championship game, drawing regional foe Georgetown in the NCAA First Round.

Key to the 2022 team's success was the defensive effort of the Mids, as the .793 team save percentage ranked second in the league and 17th nationally while a 0.895 team goals against average finished 29th in the NCAA. Navy also played a disciplined game, tallying the fourth-fewest yellow cards in the nation (19) and averaging 9.19 fouls per game to rank ninth-best in the country.

Individually, David Jackson became the first Navy player to win Patriot League Midfielder of the Year and joined JD Wagner on the All-Patriot League First Team, highlighting the Mids' four all-league selections. Jackson and Wagner both earned All-Atlantic Region and All-ECAC honors as well, while Patriot League Tournament MVP Zach Wagner led a contingent of four Navy players named to the league's all-tournament team.

During the 2021 season, Risbridger helped guide the Midshipmen to a 12-6-1 record while going 5-4-0 in the Patriot League, earning the Mids their second Patriot League Tournament berth in the last three seasons. Additionally, Navy earned its first victory in the league tournament since the 2013 season, a 1-0 win over Lehigh, earning a berth to the tournament semifinals.

Navy opened the season with a six-game unbeaten streak that included winning five-straight games, before ultimately starting another winning streak that resulted in coming away with four-straight victories.

The Mids proved to be one of the top offensive teams in the Patriot League, scoring 33 goals, their most since scoring 37 in 2013. Additionally, Navy produced one of the top defensive efforts in the country, tallying 10 shutouts along with allowing just 20 goals for an average of just 1.05 per game.

Matt Nocita and Jacob Williams were named the Patriot League Defensive Player of the Year and Offensive Player of the Year, respectively, with the influence of Risbridger. Nocita became the first Patriot League men's soccer player to earn the award three times in their career while Williams garnered Offensive Player of the Year honors for the first time in his career.

Navy produced eight All-Patriot League selections, tied for the most in program history, along with being the third-straight season the Midshipmen tallied seven or more All-League honorees. To round out the 2021 season accolades, Nocita was selected seventh overall in the 2022 MLS SuperDraft by the New York Red Bulls, making the senior standout the highest-drafted player in program history and Patriot League history.

During his third campaign with the program, Risbridger helped the Midshipmen to a record of 4-2-1 overall where the Midshipmen picked up four-straight wins to open the season. Navy also finished tied for second in the Patriot League South Division while compiling a record of 3-1-1 in the Patriot League.

In 2020-21, Navy had seven players be selected to the All-Patriot League Teams, as Matt Nocita and David Jackson highlighted the group. Nocita was named the Patriot League Defensive Player of the Year for the second-straight



season, while Jackson earned Patriot League Rookie of the Year honors, which was the second time during Risbridger's tenure that Navy produced the Rookie of the Year. Along with the seven all-leaguers, Risbridger helped coach four United Soccer Coaches Second Team All-Atlantic selections, the first time in program history that the Midshipmen had back-to-back seasons of at least four all-region selections.

In his second year at Navy, Risbridger helped the Midshipmen win the third-most matches in program history after Navy compiled a record of 12-4-1 during the 2019 season. In league play, the Midshipmen finished at 5-3-1 for a third-place finish in the league. Risbridger also helped Navy to the best start in program history since 1964 with a record of 11-0-0 to start the year, which helped Navy extend their winning streak to 15 matches.

Risbridger helped coach seven All-Patriot League award winners, including Patriot League Defensive Player of the Year Matt Nocita and first-team performer Jacob Williams. With Risbridger on the sideline, the Midshipmen also had a program-record five All-Region honorees. Navy placed in the top five nationally in shutout percentage, goals-against average, save percentage and shot accuracy.

During his first year on staff, Risbridger helped Navy to a record of 5-11-1 overall and a fifth-place finish in the Patriot League with a 4-5-0 record after winning the final four games of the regular season. He assisted in the coaching of Patriot League Rookie of the Year Jacob Williams and Third Team All-Patriot Leaguer Matt Nocita.

Risbridger was previously a member of the coaching staff at Division III Springfield College. He served as the associate head coach from 2016-17 after serving as an assistant coach from 2013-15, also serving as Springfield's recruiting coordinator for all five seasons. Springfield was 15-1-3 in 2017 and advanced to the NCAA Division III Tournament Second Round, as Risbridger helped Springfield to its first United Soccer Coaches top-15 ranking in program history at No. 12 on Oct. 24, 2017 and the program's first NCAA Tournament win on Nov. 11, 2017 against Endicott College, 1-0. Risbridger also helped the Pride advance to the NCAA Tournament in 2016.

Springfield won the NEWMAC Regular Season Championship in 2017 and the NEWMAC Tournament Championship in 2016, with the program also winning ECAC New England Championships in 2013 and 2015. Overall, Springfield had a record of 72-18-12 (.765) during Risbridger's five years with the program.

Risbridger was a four-year starter at Division II Post University from 2009-12. He helped the Eagles earn their highest national ranking in program history at No. 5, as Risbridger was Post's Student-Athlete of the Year and Scholar-Athlete of the Year in 2012. Risbridger was also a Southampton Football Club Academy Scholar during his youth in England.

Risbridger earned master's degrees in business administration and sports management from Springfield College, while he earned a bachelor's degree in business administration from Post University in 2013.

BROOKS WILSON

ASSISTANT COACH

Brooks Wilson enters his fourth season on the Navy men's soccer staff under head coach Tim O'Donohue in 2023, primarily working with the program's goalkeepers. After serving as a volunteer assistant for two seasons with the program, Wilson was promoted to a full-time assistant coach prior to the start of the 2022 season.

Over his first three seasons in Annapolis, Wilson assisted the Midshipmen in playing to a combined 23-13-11 record.

With Wilson helping guide the Mids, a storybook



COACHING STAFF

2022 season was capped by Navy claiming its first Patriot League title and NCAA Tournament berth since 2013, as the Mids went 7-5-9 overall and 3-1-5 in league play. Earning their second-straight trip to the league tournament, the Mids tallied three straight postseason shutouts to advance to and win the Patriot League Championship game, drawing regional foe Georgetown in the NCAA First Round.

Key to the 2022 team's success was the defensive effort of the Mids, as the .793 team save percentage ranked second in the league and 17th nationally while a 0.895 team goals against average finished 29th in the NCAA. Navy also played a disciplined game, tallying the fourth-fewest yellow cards in the nation (19) and averaging 9.19 fouls per game to rank ninth-best in the country.

Individually, David Jackson became the first Navy player to win Patriot League Midfielder of the Year and joined JD Wagner on the All-Patriot League First Team, highlighting the Mids' four all-league selections. Jackson and Wagner both earned All-Atlantic Region and All-ECAC honors as well, while Patriot League Tournament MVP Zach Wagner led a contingent of four Navy players named to the league's all-tournament team, including goalkeeper Pierce Holbrook.

In addition, Wilson mentored Holbrook, a Patriot League All-Tournament selection, to a league-leading eight shutouts and 69 total saves, including 10 saves across 290 scoreless minutes during the league tournament. Holbrook also posted the second-best save percentage in the league, as his .802 mark ranked 17th in the nation, and the second-most saves per game in the league at 3.63.

During the 2021 season, Wilson helped guide the Midshipmen to a 12-6-1 record while going 5-4-0 in the Patriot League, earning the Mids their second Patriot League Tournament berth in the last three seasons. Additionally, Navy earned its first victory in the league tournament since the 2013 season, a 1-0 win over Lehigh, earning a berth to the tournament semifinals.

Navy opened the season with a six-game unbeaten streak that included winning five-straight contests, before ultimately starting another winning streak that resulted in coming away with four-straight victories.

The Mids proved to be one of the top offensive teams in the Patriot League, scoring 33 goals, their most since scoring 37 in 2013. Additionally, Navy produced one of the top-defensive efforts in the country, tallying 10 shutouts along with allowing just 20 goals for an average of just 1.05 per game.

Matt Nocita and Jacob Williams were named the Patriot League Defensive Player of the Year and Offensive Player of the Year, respectively, with the influence of Wilson. Nocita became the first Patriot League men's soccer player to earn the award three times in their career while Williams garnered Offensive Player of the Year honors for the first time in his career.

Navy produced eight All-Patriot League selections, tied for the most in program history, along with being the third-straight season the Midshipmen have tallied seven or more All-League honorees. To round out the 2021 season accolades, Nocita was selected seventh overall in the 2022 MLS SuperDraft by the New York Red Bulls, making the senior standout the highest-drafted player in program history and Patriot League history.

For the 2020-21 campaign, Wilson helped the Midshipmen to a record of 4-2-1 overall where Navy picked up four-straight wins to open the season. The Mids also finished tied for second in the Patriot League South Division while compiling a record of 3-1-1 in the Patriot League.

In 2020-21, Navy had seven players be selected to the All-Patriot League Teams where Matt Nocita and David Jackson highlighted the group. Nocita was named the Patriot League Defensive Player of the Year for the second-straight season, while Jackson earned Patriot League Rookie of the Year honors.

Along with the seven all-leaguers, Wilson helped coach four United Soccer Coaches Second Team All-Atlantic selections, the first time in program history that the Midshipmen had back-to-back seasons of at least four all-region selections.

Prior to joining Tim O'Donohue's staff, the Beaufort, S.C., native was the top assistant and goalkeeping coach at Dreher High School in Columbia, S.C., from 2019-20. Wilson also served as the goalkeeper coach for South Carolina United FC from 2018-20.

BRENT BOONE

ASSISTANT COACH

Brent Boone enters his second season as an assistant coach on the Navy men's soccer staff in 2023.

In Boone's first season with the program, a storybook 2022 season was capped by Navy claiming its first Patriot League title and NCAA Tournament berth since 2013, as the Mids posted a 7-5-9 overall record and a 3-1-5 league mark. Earning their second-consecutive trip to the league tournament, the Mids tallied three straight postseason shutouts to advance to and win the Patriot League Championship game, drawing regional foe Georgetown in the NCAA First Round.

Key to the 2022 team's success was the defensive effort of the Mids, as the .793 team save percentage ranked second in the league and 17th nationally while a 0.895 team goals against average finished 29th in the NCAA. Navy also played a disciplined game, tallying the fourth-fewest yellow cards in the nation (19) and averaging 9.19 fouls per game to rank ninth-best in the country.

Individually, David Jackson became the first Navy player to win Patriot League Midfielder of the Year and joined JD Wagner on the All-Patriot League First Team, highlighting the Mids' four all-league selections. Jackson and Wagner both earned All-Atlantic Region and All-ECAC honors as well, while Patriot League Tournament MVP Zach Wagner led a contingent of four Navy players named to the league's all-tournament team.

Boone joined Navy with a wealth of coaching experience, which includes spending the previous 13 seasons as an assistant coach for the Broadneck High School varsity boy's soccer team. Additionally, the Annapolis native served as the head coach of the St. Mary's High School boy's soccer team from 1991-94.

Along with his head coaching experience at the high school level, Boone has served as a head coach at the youth level for the Annapolis Soccer Club, Soccer Association of Columbia and Severna Park Soccer for 15 years, while also coaching the U17 Olympic Development Central East Girls Soccer Program in 1993 and then again from 2007-09.

Backed by his years of experience in coaching and training, Boone founded Pelota Training in 2009 where he serves as the co-owner and technical director. Pelota Training is an innovative soccer company geared toward improving the technical abilities of an individual, serving players of all ages and skill levels.

Boone owns several licenses and certifications from the United Soccer Coaches organization, including diplomas in club administration and advanced technical training.



2023 NAVY MEN'S SOCCER

ROSTERS

NUMERICAL ROSTER

No.	Name	Yr.	Pos.	Ht.	Wt.	Hometown / High School
0	Dylan Carmody	Fr.	GK	6-4	207	Elkridge, Md. / Mount Saint Joseph
1	Robert Eaton	So.	GK	6-3	200	Johnson City, Tenn. / Science Hill
3	Rowan Browne	Jr.	D	5-10	175	Annapolis, Md. / Bickerod Gymnasium
4	Andrew Schug	So.	F	5-10	170	Huntington, Md. / Huntington
5	Jason Aoyama	Sr.	MF	5-8	170	Narberth, Pa. / Harriton
6	Jalen Grant	So.	D	6-5	200	Wake Forest, N.C. / Heritage
8	Cristian Coelho	Sr.	MF	5-8	150	Katy, Texas / Texas Connections Academy
9	Baba Kallie	Sr.	F	6-0	195	Coatesville, Pa. / The Hill School
11	Ben Leisegang	Fr.	MF	5-8	145	Trabuco Canyon, Calif. / Santa Margarita Catholic
12	Charlie Kriel	Jr.	D	5-11	165	Severna Park, Md. / Severna Park
13	Noah Ward	Jr.	F/MF	5-9	150	Colleyville, Texas / Grapevine
14	David Jackson	Sr.	MF	5-9	160	Cypress, Texas / iSchool High
15	Nate Stewart	Fr.	MF	6-0	160	Phoenixville, Pa. / Phoenixville
16	Tommy Lockhart	So.	MF	6-0	192	Denver, Colo. / D'Evelyn
17	Alex Galloway	Fr.	D	6-0	170	Longwood, Fla. / Bishop Moore Catholic
19	Victor Saade	Fr.	D	6-0	170	Weston, Fla. / Cypress Bay
20	Piercen Fisher	Fr.	MF	6-1	160	Tulsa, Okla. / Epic Charter
22	Connor Walcott	Jr.	MF	5-10	150	Laguna Niguel, Calif. / JSerra Catholic
23	A.J. Schuetz	So.	F	5-10	160	Bristow, Va. / Patriot
24	Jackson Simons	Jr.	D	6-1	175	Hampstead, Md. / Mount Saint Joseph
25	Zach Wagner	Sr.	D	6-2	175	Medford Lakes, N.J. / Shawnee
27	Jake Granados	Sr.	MF	5-4	135	Colorado Springs, Colo. / The Village
28	Wasswa Robbins	Jr.	MF	5-6	155	Atlanta, Ga. / The Lovett School
29	Nate Van Zoeren	So.	GK	6-3	190	Bethesda, Md. / Bethesda-Chevy Chase
30	Pierce Holbrook	Jr.	GK	6-4	185	Littleton, Colo. / Chatfield
31	Bryce Robisch	So.	D	6-6	200	Katy, Texas / Obra D. Tompkins
32	Ryan Skandalis	Fr.	MF	5-9	170	Bel Air, Md. / John Carroll
99	Luc Ramalho	Fr.	MF	5-8	150	Marietta, Ga. / Alan C. Pope

Head Coach: Tim O'Donohue - Eighth season at Navy (Muhlenberg, 1998)

Associate Head Coach: Mark Risbriger - Sixth season at Navy (Post, 2013)

Assistant Coach: Brooks Wilson - Fourth season at Navy (South Carolina, 2020)

Volunteer Assistant: Brent Boone - Second season at Navy (Longwood, 1991)

ALPHABETICAL ROSTER

No.	Name	Yr.	Pos.	Ht.	Wt.	Hometown / High School
5	Jason Aoyama	Sr.	MF	5-8	170	Narberth, Pa. / Harriton
3	Rowan Browne	Jr.	D	5-10	175	Annapolis, Md. / Bickerod Gymnasium
0	Dylan Carmody	Fr.	GK	6-4	207	Elkridge, Md. / Mount Saint Joseph
8	Cristian Coelho	Sr.	MF	5-8	150	Katy, Texas / Texas Connections Academy
1	Robert Eaton	So.	GK	6-3	200	Johnson City, Tenn. / Science Hill
20	Piercen Fisher	Fr.	MF	6-1	160	Tulsa, Okla. / Epic Charter
17	Alex Galloway	Fr.	D	6-0	170	Longwood, Fla. / Bishop Moore Catholic
27	Jake Granados	Sr.	MF	5-4	135	Colorado Springs, Colo. / The Village
6	Jalen Grant	So.	D	6-5	200	Wake Forest, N.C. / Heritage
30	Pierce Holbrook	Jr.	GK	6-4	185	Littleton, Colo. / Chatfield
14	David Jackson	Sr.	MF	5-9	160	Cypress, Texas / iSchool High
9	Baba Kallie	Sr.	F	6-0	195	Coatesville, Pa. / The Hill School
12	Charlie Kriel	Jr.	D	5-11	165	Severna Park, Md. / Severna Park
11	Ben Leisegang	Fr.	MF	5-8	145	Trabuco Canyon, Calif. / Santa Margarita Catholic
16	Tommy Lockhart	So.	MF	6-0	192	Denver, Colo. / D'Evelyn
99	Luc Ramalho	Fr.	MF	5-8	150	Marietta, Ga. / Alan C. Pope
28	Wasswa Robbins	Jr.	MF	5-6	155	Atlanta, Ga. / The Lovett School
31	Bryce Robisch	So.	D	6-6	200	Katy, Texas / Obra D. Tompkins
19	Victor Saade	Fr.	D	6-0	170	Weston, Fla. / Cypress Bay
23	A.J. Schuetz	So.	F	5-10	160	Bristow, Va. / Patriot
4	Andrew Schug	So.	F	5-10	170	Huntington, Md. / Huntington
24	Jackson Simons	Jr.	D	6-1	175	Hampstead, Md. / Mount Saint Joseph
32	Ryan Skandalis	Fr.	MF	5-9	170	Bel Air, Md. / John Carroll
15	Nate Stewart	Fr.	MF	6-0	160	Phoenixville, Pa. / Phoenixville
29	Nate Van Zoeren	So.	GK	6-3	190	Bethesda, Md. / Bethesda-Chevy Chase
25	Zach Wagner	Sr.	D	6-2	175	Medford Lakes, N.J. / Shawnee
22	Connor Walcott	Jr.	MF	5-10	150	Laguna Niguel, Calif. / JSerra Catholic
13	Noah Ward	Jr.	F/MF	5-9	150	Colleyville, Texas / Grapevine

Head Coach: Tim O'Donohue - Eighth season at Navy (Muhlenberg, 1998)

Associate Head Coach: Mark Risbriger - Sixth season at Navy (Post, 2013)

Assistant Coach: Brooks Wilson - Fourth season at Navy (South Carolina, 2020)

Volunteer Assistant: Brent Boone - Second season at Navy (Longwood, 1991)

ROSTER BREAKDOWN / PRESEASON NOTES

							2022 Statistics			
Starters Returning (10)	Pos.	Yr.	Ht.	Wt.	VL	GP / GS	G*	A**	Pts.***	Mins.
5 Jason Aoyama	MF	Sr.	5-8	170	*	13 / 12	3	0	6	969
6 Jalen Grant	D	So.	6-5	200	*	18 / 16	0	0	0	1,364
8 Cristian Coelho	MF	Sr.	5-9	160	***	20 / 20	0	0	0	1,748
9 Baba Kallie	F	Sr.	6-1	195	***	21 / 20	4	3	11	1,468
12 Charlie Kriel	MF	Jr.	5-11	165	**	21 / 21	0	2	2	1,910
13 Noah Ward	F/MF	Jr.	5-9	150	*	19 / 18	1	4	6	1,494
14 David Jackson	MF	Sr.	5-9	160	***	19 / 18	6	3	15	1,573
22 Connor Walcott	MF	Jr.	5-10	150	*	20 / 8	0	2	2	866
25 Zach Wagner	D	Sr.	6-2	175	**	21 / 21	2	2	6	1,910
30 Pierce Holbrook	GK	Jr.	6-4	185	*	19 / 19	0.88	.802	69	1,730
Others Returning (10)	Pos.	Yr.	Ht.	Wt.	VL	GP / GS	G*	A**	Pts.***	Mins.
1 Robert Eaton	GK	So.	6-3	200		Did not see action in 2022				
3 Rowan Browne	D	Jr.	5-10	175		5 / 1	0	0	0	159
4 Andrew Schug	F	So.	5-10	170		4 / 3	0	0	0	65
16 Tommy Lockhart	MF	So.	6-0	192		10 / 4	0	0	0	518
23 A.J. Schuetz	F	So.	5-10	160	*	17 / 8	2	0	4	840
24 Jackson Simons	D	Jr.	6-1	175		Did not see action in 2022				
27 Jake Granados	MF	Sr.	5-4	135		12 / 6	0	2	2	530
28 Wasswa Robbins	MF	Jr.	5-6	155		14 / 7	0	0	0	582
29 Nate Van Zoeren	GK	So.	6-3	190		Did not see action in 2022				
31 Bryce Robisch	D	So.	6-6	200		Did not see action in 2022				
* Goal-against average for goalkeepers			** Save percentage for goalkeepers			*** Saves for goalkeepers				
Newcomers (8)	Pos.	Yr.	Ht.	Wt.	Hometown / High School					
0 Dylan Carmody	GK	Fr.	6-4	207	Elkridge, Md. / Mount Saint Joseph					
11 Ben Leisegang	MF	Fr.	5-8	145	Trabuco Canyon, Calif. / Santa Margarita Catholic					
15 Nate Stewart	MF	Fr.	6-0	160	Phoenixville, Pa. / Phoenixville					
17 Alex Galloway	D	Fr.	6-0	170	Longwood, Fla. / Bishop Moore Catholic					
19 Victor Saade	D	Fr.	6-0	170	Weston, Fla. / Cypress Bay					
20 Piercen Fisher	MF	Fr.	6-1	160	Tulsa, Okla. / Epic Charter					
32 Ryan Skandalis	MF	Fr.	5-9	170	Bel Air, Md. / John Carroll					
99 Luc Ramalho	MF	Fr.	5-8	150	Marietta, Ga. / Alan C. Pope					

PRONUNCIATION

1 Dylan Carmody	CAR-muh-dee
3 Rowan Browne	Row-in
4 Andrew Schug	Shugg (like UGG)
5 Jason Aoyama	OW-yama
8 Cristian Coelho	CO-el-ee-o
9 Baba Kallie	Kah-LEE
11 Ben Leisegang	LICE-uh-gang
12 Charlie Kriel	KREE-el
19 Victor Saade	Sod
23 A.J. Schuetz	Schütz
28 Wasswa Robbins	WASS-wuh
29 Nate Van Zoeren	Van ZOAR-in
31 Bryce Robisch	ROBE-ish
32 Ryan Skandalis	Scan-DALLAS
99 Luc Ramalho	Rah-MAH-low
HC Tim O'Donohue	oh-DON-ah-hue

BREAKDOWN BY STATE

Maryland (7): Browne, Carmody, Kriel, Schug, Simon, Skandalis, Van Zoeren
Texas (4): Coelho, Jackson, Robisch, Ward
Colorado (3): Granados, Holbrook, Lockhart
Pennsylvania (3): Aoyama, Kallie, Stewart
California (2): Leisegang, Walcott
Florida (2): Galloway, Saade
Georgia (2): Ramalho, Robbins
New Jersey (1): Wagner
North Carolina (1): Grant
Oklahoma (1): Fisher
Tennessee (1): Eaton
Virginia (1): Schuetz

BREAKDOWN BY CLASS

Freshmen (8): Carmody, Fisher, Galloway, Leisegang, Ramalho, Saade, Skandalis, Stewart
Sophomores (7): Eaton, Grant, Lockhart, Robisch, Schuetz, Schug, Van Zoeren
Juniors (7): Browne, Holbrook, Kriel, Robbins, Simons, Walcott, Ward
Seniors (6): Aoyama, Coelho, Granados, Jackson, Kallie, Wagner

PRESEASON NOTES

- Navy begins its 103rd season of varsity soccer in 2023. The Midshipmen currently rank 16th in the NCAA Division I with 713 victories in program history.
- Head coach Tim O'Donohue enters his eighth season leading the Navy men's soccer program. He owns an overall record of 212-71-42 in 17 seasons as a head coach.
- Senior defender Zach Wagner is set to serve as the team captain in 2023, taking over for his graduated brother, JD.
- Seniors David Jackson, Baba Kallie and Zach Wagner were named to the 2023 Preseason All-Patriot League Team, with Jackson also being voted as the league's preseason midfielder of the year for the second-straight year.
- Navy was picked to finish first in the 2023 Patriot League Preseason Poll, receiving eight of the 20 first-place votes.
- Navy enters the 2023 season seeking its fifth-consecutive winning season after tallying a 7-5-9 record last season along with recording marks of 12-6-1 in 2021, 4-2-1 in 2020 and 12-4-1 in 2019, respectively.
- The defending Patriot League champion Midshipmen will open the 2023 season on the road, playing a 6 p.m. contest on Thursday, Aug. 24 at UNC Asheville. Navy will then return home for four-straight games, welcoming VMI (Aug. 28, 7 p.m.), Howard (Sept. 1, 7 p.m.), Liberty (Sept. 3, 7 p.m.) and Longwood (Sept. 8, 7 p.m.) to Glenn Warner Soccer Facility.
- Navy leaves Annapolis on Sept. 11 for a 7 p.m. neutral-site contest against George Mason at the Maryland SoccerPlex in Boyds, Md.
- Patriot League play opens for the Mids on Sept. 16 with a road match at Loyola, while the team then heads to Poughkeepsie, N.Y. on Sept. 19 for a mid-week, non-conference game against Marist.

- Navy's Patriot League home opener against Bucknell is set for Sept. 23 at 3 p.m.
- The Midshipmen are then slated to continue Patriot League competition with a road match at American (Sept. 27) and a home tilt against Lehigh (Sept. 30, noon), before trekking to Baltimore on Oct. 3 for a non-conference matchup with UMBC and then heading north for an Oct. 7 league game at Boston University.
- Army-Navy Cup XII is scheduled to return to Subaru Park in Chester, Pa., home of the Philadelphia Union on Friday, Oct. 13, as the two rivals are set for a 7 p.m. start.
- Navy concludes the 2023 regular season with a four-match stretch that includes the reignition of a regional rivalry and three more league games. The Midshipmen will return to Annapolis to host Holy Cross (Oct. 21, 6 p.m.) before making the short drive to No. 14-ranked Maryland on Oct. 24 to face the defending Big Ten regular season champions. Navy continues the road trip with an Oct. 28 match at Colgate and closes out the regular season at home on Nov. 1 against Lafayette (7 p.m.).
- Jackson highlights the returners for the Midshipmen in 2023, following a 2022 season that saw Jackson total 15 points (six goals and three assists) to earn Patriot League Midfielder of the Year honors along with All-Atlantic Region and All-ECAC honors.
- Kallie also returns for his senior campaign after posting 11 points on four goals and three assists en route to All-Patriot League Second Team accolades, while junior Noah Ward is back as well after picking up second-team all-league distinction.
- In total, Navy returns 10 starters from the 2021 season, including Jackson, Kallie, Wagner, Ward, Jason Aoyama, Cristian Coelho, Jalen Grant, goalkeeper Pierce Holbrook, Charlie Kriel, and Connor Walcott.
- Navy returns 90 percent (18-of-20) of its goals, 94.7 percent (18-of-19) of its assists and 91.5 percent (54-of-59) of its total points from last season.



MIDSHIPMEN PROFILES

5 / JASON AOYAMA

MIDFIELDER | SR. | 5-8 | 170 | NARBETH, PA.

2022: Junior

Appeared in 13 contests and started 12 times for Navy, missing the first month of the season due to injury ... Finished third on the team with three goals, paced the Mids with 16 shots on goal ... Made season debut against Colgate (9/24) ... Registered first start of the season at Lafayette (9/28) ... Tallied first goal of the season in a 1-1 draw against Boston (10/1) ... Racked up his second goal against Loyola Maryland (10/29) to help Navy earn a 1-1 draw ... Scored the game-winning goal in the Mids' 1-0 victory over Lafayette (11/5) in the Patriot League Quarterfinals ... Played the full 90 minutes of the Patriot League Championship against American (11/12).



2021: Sophomore

Started all 18 games he appeared in for the Midshipmen ... Played a career-high 1,497 minutes including playing the full length twice ... Tallied his first career goal against George Washington (9/10) ... Finished the season with seven points on two goals and three assists, with two of his scores being game winners ... Added 42 shots with 19 being on goal.

2020: Freshman

Made four appearances off the bench for the Midshipmen as a freshman ... Made his collegiate debut against Lehigh on April 3 and played a season-high 24 minutes against Loyola on April 7 ... Recorded his lone shot of the season on April 10 against American.

Personal

Played for both FC Delco and the Philadelphia Union Academy within the U.S. Soccer Development Academy ... Attended YSC Academy as a junior ... Graduated high school with distinguished honors ... Played academy soccer with Navy teammates JD Wagner '23 and Zach Wagner '24 ... Brothers, Julien and Justin, played soccer at Amherst College and his other brother Jansen played at Colby College ... Son of Takekazu and Dana Aoyama ... Named to the Naval Academy's Commandant's List once.

Aoyama's Career Statistics

Year	GP-GS	Mins.	G	A	P	Sh	Shot %	SOG	SOG %	GWG
2020-21	4-0	46	0	0	0	1	.000	0	.000	0
2021	18-18	1,451	2	3	7	42	.048	19	.452	2
2022	13-12	969	3	0	6	29	.103	16	.552	1
Totals	35-30	2,465	5	3	13	72	.069	35	.486	3

Aoyama's Career Highs


Goals: 1, Five Times (last vs. Lafayette; 11-5-22)
Assists: 1, Three Times (last vs. Lehigh; 10-23-21)
Points: 2, Five Times (last vs. Lafayette; 11-5-22)
Shots: 7, at Lehigh (10-15-22)
Minutes: 103, at Boston U. (11-8-22)

3 / ROWAN BROWNE

DEFENDER | JR. | 5-10 | 175 | ANNAPOLIS, MD.

2022: Sophomore

Appeared in five games, making one start ... Made first collegiate start against Fairfield (8/28), playing the full 90 minutes ... Played in each of the team's first four games, totaling 152 minutes ... Missed almost two months of action due to injury before returning to the field at Villanova (10/25).



2021: Freshman

Made his collegiate debut against La Salle on Sept. 5.

Personal

Member of the Akademisk Boldklub club team of the Denmark U19 League ... Named Top Drawer Soccer Top 150 Player for the class of 2021 ... Appeared in 50 matches with 36 starts over three seasons ... Named to the U.S. U14 National Team as a freshman ... Garnered honors as the top left back in the Danish National Division as a junior ... Son of Carri and Marc Browne.

Browne's Career Statistics

Year	GP-GS	Mins.	G	A	P	Sh	Shot %	SOG	SOG %	GWG
2021	1-0	3	0	0	0	0	.000	0	.000	0
2022	5-1	159	0	0	0	0	.000	0	.000	0
Totals	6-1	162	0	0	0	0	.000	0	.000	0

Browne's Career Highs


Goals: -
Assists: -
Points: -
Shots: -
Minutes: 90, vs. Fairfield (8-28-23)

0 / DYLAN CARMODY

GOALKEEPER | FR. | 6-4 | 207 | ELKRIDGE, MD.

Personal

Was the starting goalkeeper for Baltimore Armour MLS Next 2005 ... Played with fellow collegiate soccer players Jack Heintz (Bucknell), Nick Laffey (Virginia Tech), Dominic Dubon (UMBC), Jojo Ocran (UMBC), Kenny Quist-Therson (Maryland), Jace Clark (Maryland), Bryant Mayer (Northwestern) and Tyler Flynn (Penn State) ... Graduated from Mount Saint Joseph High School in Baltimore ... Also played hockey at Howard High School ... Son of Ryan and Linda Carmody.



8 / CRISTIAN COELHO


MIDFIELDER | SR. | 5-9 | 160 | KATY, TEXAS.

Accolades Won

- 2022 CSC Academic All-District
- 2022 Patriot League All-Tournament Team
- 2022 Patriot League Academic Honor Roll
- 2021 Patriot League Academic Honor Roll
- 2020 Patriot League Academic Honor Roll

2022: Junior

Appeared in and started 20 games for Navy, missing one contest due to injury ... Was a cornerstone of the midfield that posted eight clean sheets overall and three straight shutouts in the postseason to win the Patriot League Championship ... Racked up the fourth-most minutes on the team at 1,748, including playing every minute during Patriot League regular-season and tournament action ... Named to the College Sports Communicators Academic All-District Team ... Selected to the Patriot League All-Tournament Team ... Patriot League Academic Honor Roll.



2021: Sophomore

One of seven players to start all 19 games for the Midshipmen ... Contributed to a Navy defense that allowed just 20 goals for an average of 1.05 goals per game ... Tallied his first career score against Mount St. Mary's (10/20) ... Played a career-high 1,690 minutes that included playing the full length in 12 of his appearances ... Finished the season with five points on two goals and one assist along with having 14 shots, five being on goal ... Patriot League Academic Honor Roll.

MIDSHIPMEN PROFILES

2020: Freshman

As a freshman, he led all position players on the team with 635 minutes on the field as he started all seven of Navy's contests during the season ... He played the full time in five of Navy's seven contests during the season ... Playing in the defensive midfield role, he recorded a shot against North Carolina State (Oct. 18) and Lehigh (April 3) with his against Lehigh being on goal ... Garnered Plebe of the Year honors for his efforts in the classroom and on the field ... Patriot League Academic Honor Roll.

Personal

Played for the Houston Dynamo within the U.S. Soccer Development Academy ... He captained the U18/19 club during the 2019-20 season and was the U15/16 team captain during the 2016-17 campaign ... Following the 2017 season, was also selected as the U15 Player's Player of the Year ... While at Texas Connections Academy at Houston, he was a member of the National Honor Society, the National Society of High School Scholars and the National Academy of Future Scientists and Technologists ... Was an AP Scholar, a National Hispanic Scholar and on the High Honor Roll ... He was Dynamo teammates with fellow USNA Class of 2024 classmate David Jackson ... He also played with Ivan Leon of Central Arkansas, Kaya Ignacio of Virginia and Edrey Caceres of Quincy ... Son of Cale Coelho, Jr. and Neylane Ferrari Coelho ... Named to the Naval Academy's Superintendent's List twice and Commandant's List twice.

Coelho's Career Statistics

Year	GP-GS	Mins.	G	A	P	Sh.	Shot %	SOG	SOG %	GWG
2020-21	7-7	635	0	0	0	2	.000	1	.500	0
2021	19-19	1,690	2	1	5	14	.143	5	.357	0
2022	20-20	1,748	0	0	0	5	.000	0	.000	0
Totals	46-46	4,073	2	1	5	21	.095	6	.286	0

Coelho's Career Highs

Goals: 1, Two Times (last vs. Lehigh; 10-23-21)
Assists: -
Points: 2, Two Times (last vs. Lehigh, 10-23-21)
Shots: 2, at Villanova (10-25-22)
Minutes: 110, Two Times (last at Boston U.; 11-8-22)

1 / ROBERT EATON


GOALKEEPER | SO. | 6-3 | 200 | JOHNSON CITY, TENN.

2022: Freshman

Did not see any action during the 2022 season.

Personal

Played soccer for three seasons at Science Hill High School ... Claimed the conference championship in his freshman, sophomore and senior year ... Took home conference goalkeeper of the year twice during his scholastic career, also winning team MVP as a freshman and senior ... Spent junior season as a member of the U17 team for the FC Cincinnati Academy program, including one week training with the top FCC team ... Was enrolled at Indian Hill High School during his time in Cincinnati ... Played on the same high school team as Milligan University soccer player Harper Jennings ... Son of Bob and Wanda Eaton.



Eaton's Career Statistics

Year	GP-GS	Mins.	GA	GAA	S	Save %	W	L	T	SO
2022	0-0	0:00	0	0.00	0	.000	0	0	0	0
Totals	0-0	0:00	0	0.00	0	.000	0	0	0	0

Eaton's Career Highs


Shots Faced: -
Saves: -
Goals Allowed: -
Minutes: -

20 / PIERCEN FISHER

MIDFIELDER | FR. | 6-1 | 160 | TULSA, OKLA.

Personal

Played with the FC Tulsa USL Academy ... Spent parts of club career playing for the Tulsa Soccer Club and Blitz United Academy ... While with TSC, won two ECNL National Championships, was a U-13 Dallas Cup finalist and was a 2017 regional champion ... Named to the All-ECNL First Team during his time with Tulsa SC ... Played with Braedon Gehring (Tulsa) and Keke Abai (Boston University) ... Son of Kaileen and Shaun Fisher.




17 / ALEX GALLOWAY

DEFENDER | FR. | 6-0 | 170 | LONGWOOD, FLA.

Personal

Product of the Orlando City Youth Soccer Club, representing Orlando City SC in the MLS Next ... Named an All-Star at both the 2022 MLS NEXT Winter Fest and the 2023 National Academy Championship ... Played club soccer with Diego Valles (Villanova), Sahyd Nevado (Cornell), David Boccuzzo (Louisville), Ethan Subachan (Louisville), Owen VanMarter (Providence) and Ian Silva (Gonzaga) ... Attended Bishop Moore Catholic High School in Orlando ... Son of Tracy and Paul Galloway.



27 / JAKE GRANADOS

MIDFIELDER | SR. | 5-4 | 135 | COLORADO SPRINGS, COLO.

Accolades Won

• 2022 Patriot League Academic Honor Roll

2022: Junior

Made 12 appearances and earned six starts despite missing time due to injury ... Tallied a pair of assists during league action ... Made season debut against Fairleigh Dickinson (9/2) and earned first start of the season two days later against St. Francis Brooklyn (9/4) ... Notched his first collegiate point with an assist in Navy's win at Bucknell (9/17) ... Added another assist against Boston (10/1) ... Played a season-high 70 minutes in the Star Match against Army (10/7) ... Produced a season-high three shots at Lehigh (10/15) ... Patriot League Academic Honor Roll.

2021: Sophomore

Appeared in nine games including earning his first career start against La Salle (9/5), where he played a season-high 64 minutes ... Recorded a shot against Longwood.

2020: Freshman

Did not see any action during the 2020 season.

Personal

Played for the Colorado Rapids Academy, a part of the U.S. Soccer Development Academy ... Played in both Amsterdam and Panama City during his youth soccer career ... Earned the Principal's Merit Scholar Award from 2017-20 ... Member of the National Honor Society and a National High School Scholar in 2019 and 2020 ... Brother, Alex Granados, played soccer for two seasons at Fort Hays State ... Teammates of Shane Bryan (Colorado Mesa) and Kyle Bergmeier (Regis) ... Son of Victor Granados and Barbara Granados.



MIDSHIPMEN PROFILES

Granados' Career Statistics

Year	GP-GS	Mins.	G	A	P	Sh.	Shot %	SOG	SOG %	GWG
2020-21	0-0	0	0	0	0	0	.000	0	.000	0
2021	9-1	232	0	0	0	1	.000	0	.000	0
2022	12-6	530	0	2	2	5	.000	1	.200	0
Totals	21-7	762	0	2	2	6	.000	1	.167	0

Granados' Career Highs


Goals: -
Assists: 1, Two Times (last vs. Boston U.; 10-1-22)
Points: 1, Two Times (last vs. Boston U.; 10-1-22)
Shots: 3, at Lehigh (10-15-22)
Minutes: 70, vs. Army (10-7-22)

6 / JALEN GRANT

DEFENDER | SO. | 6-5 | 200 | WAKE FOREST, N.C.

2022: Freshman

Tallied 18 appearances, getting the starting nod in 16 of those contests on a backline that helped post an 0.895 goals against average to rank 29th nationally ... Made college debut in the season opener against Saint Joseph's (8/25) before recording first collegiate start two weeks later against George Washington (9/9) ... Played all but 26 minutes over the Mids' final 15 games of the season.



Personal

Spent the 2021-22 academic year at the Hill School, which is a Naval Academy Foundation school ... Played prep soccer for Hill, being named to the All-MAPL Team ... Attended Heritage High School in Wake Forest, N.C., playing soccer for the Huskies ... Named the NAC VI Co-Conference Player of the Year as a senior, also picking up all-conference and first team all-region honors in his final season at Heritage ... played club soccer for NCFC and FC Delco ... Son of Jermaine Grant ... Father was a four-time NCAA All-American track & field athlete at LSU.

Grant's Career Statistics

Year	GP-GS	Mins.	G	A	P	Sh.	Shot %	SOG	SOG %	GWG
2022	18-16	1,364	0	0	0	8	.000	2	.250	0
Totals	18-16	1,364	0	0	0	8	.000	2	.250	0

Grant's Career Highs

Goals: -
Assists: -
Points: -
Shots: 2, Two Times (last vs. American; 11-2-22)
Minutes: 110, at Boston U. (11-8-22)

30 / PIERCE HOLBROOK


GOALKEEPER | JR. | 6-4 | 185 | LITTLETON, COLO.

Accolades Won

- 2022 Patriot League All-Tournament Team
- 2022 Patriot League Goalkeeper of the Week (Sept. 19)

2022: Sophomore

Was the Mids' starting goalkeeper in 19 games, posting eight shutouts on the season to lead the Patriot League and rank 10th nationally, tying for third in program single-season history since 1983 ... Notched a 7-4-8 record and tallied 1,730 minutes in net, the 19th most in the nation and the second-most by a Navy goalkeeper in a season since 1983 ... Led the league with 69 total saves while ranking second in the PL and 17th in the country with a .802 save percentage ... Tallied the 33rd-best goals against average in



the NCAA at 0.884 per game, putting himself third in the Navy single-season records since 1983 ... Racked up five-or-more saves in eight games ... Tallied first career shutout and first victory in collegiate debut with three saves in the season-opening win against Saint Joseph's (8/25) ... Posted back-to-back shutouts at Longwood (9/13) and Bucknell (9/17) to pick up Patriot League Goalkeeper of the Week honors, collecting five saves in both contests ... Matched a then-career best with six saves at Lafayette (9/28) ... Tallied a career-high seven saves against Loyola Maryland (10/29) ... Posted four consecutive clean sheets for a shutout streak of 436:21, posting shutouts in the Mids' regular-season finale against American (11/2), in the Patriot League Tournament against Lafayette (11/5), Boston (11/8) and American (11/12) again before holding Georgetown scoreless until the 57th minute of the NCAA First Round (11/17) ... Earned Patriot League All-Tournament Team.

2021: Freshman

Did not see any action during the 2021 season.

Personal

Member of the Real Colorado MLS Next club, one of the top club teams in the country ... Served as a team captain during junior season ... Club teammates with Sam Barrett (Denver) and Caden Byrner (Maryland), along with current Navy teammate Tommy Lockhart ... Son of Angela and Trevor Holbrook ... Father, Trevor, was a four-year member of the Southern New Hampshire University soccer program.

Holbrook's Career Statistics

Year	GP-GS	Mins.	GA	GAA	S	Save %	W	L	T	SO
2021	0-0	0:00	0	0.00	0	.000	0	0	0	0
2022	19-19	1,730:00	17	0.88	69	.802	7	4	8	8
Totals	19-19	1,730:00	17	0.88	69	.802	7	4	8	8

Holbrook's Career Highs


Shots Faced: 24, at Georgetown (11-17-22)
Saves: 7, vs. Loyola (10-29-22)
Goals Allowed: 3, vs. George Washington (9-9-22)
Minutes: 110:00, at Boston U. (11-8-22)

14 / DAVID JACKSON

MIDFIELDER | SR. | 5-9 | 160 | CYPRESS, TEXAS

Accolades Won

- 2023 Patriot League Preseason Midfielder of the Year
- 2023 Preseason All-Patriot League Team
- 2022 Patriot League Midfielder of the Year
- 2022 All-Patriot League First Team
- 2022 United Soccer Coaches Second Team All-Region
- 2022 All-ECAC First Team
- 2022 Patriot League Academic Honor Roll
- 2022 Patriot League Preseason Midfielder of the Year
- 2022 Preseason All-Patriot League Team
- 2021 United Soccer Coaches Third Team All-Region
- 2021 All-Patriot League Second Team
- 2021 Preseason All-Patriot League Team
- 2020-21 Patriot League Rookie of the Year
- 2020-21 All-Patriot League Third Team
- 2020-21 United Soccer Coaches Second Team All-Region
- 2020-21 Top Drawer Soccer Team of the Week (Oct. 10)
- 2020-21 College Soccer News Team of the Week (Oct. 10)
- 2020-21 Patriot League Rookie of the Week (April 6)



2021: Junior

Made 19 appearances for Navy, registering 18 starts ... Led the team with six goals and 15 points, tallying a team-best three game-winning goals ... Went 4-for-4 on penalty-kick attempts, one of 15 players in the nation to score four-or-more PK goals ... Tallied a five-game goal streak from Sept. 9-28, the longest by a Midshipman since 1968 ... Registered points in six straight games from Sept. 9 to Oct. 1 ... Recorded an assist in the season-opening victory over Saint Joseph's (8/25) ... Scored his first goal of the season against George Washington (9/9), starting his five-game scoring streak ... Tallied back-to-

MIDSHIPMEN PROFILES

back-to-back games with a penalty-kick goal at Longwood (9/13), at Bucknell (9/17) and against Colgate (9/24) ... Saw goal streak snapped but extended point streak by recording an assist against Boston (10/1) ... Picked up assist at Lehigh (10/15) and notched the game-winning goal against American (11/2) in the regular season finale ... Played every minute of Navy's three-match run in the Patriot League Tournament ... Picked as the league's Preseason Midfielder of the Year prior to the campaign ... Named the Patriot League Midfielder of the Year, the first Midshipman to earn the honor ... Named to the All-Patriot League First Team, his third time earning all-league honors ... Named to the United Soccer Coaches Second Team All-Atlantic Region, his third time earning all-region ... Earned All-ECAC First Team honors ... Patriot League Academic Honor Roll.

2021: Sophomore

Appeared in 18 games with 17 starts ... Played a career-high 1,381 minutes that included seeing the field for the full time in eight of his appearances ... Finished the season tied for first on the team in assists (7) while being second in points (17) and tied for second in goals (5) ... Recorded a goal and an assist against UMBC (8/26) and American (11/9) ... Tallied a game-winning score in a 2-1 victory over Iona (9/3) ... Named a All-Patriot League Second Team selection ... United Soccer Coaches Third Team All-Atlantic Region.

2020: Freshman

Selected as the Patriot League Rookie of the Year ... Named to the Third Team All-Patriot League ... Garnered United Soccer Coaches Second Team All-Atlantic Region ... Played and started in five games for the Midshipmen ... He played 339 minutes on the year and logged a season-high 85 minutes in a 2-0 win over Lehigh on April 3 ... Jackson led the Midshipmen with two goals, two assists and six total points ... Had a three-point game against North Carolina State in Navy's 2-1 road win ... He scored the Midshipmen's game-winning goal against North Carolina State in the 39th minute and he also assisted on Matt Nocita's game-tying goal in the 37th minute off a corner kick ... Jackson was named to the Top Drawer Soccer and College Soccer News Teams of the Week on Oct. 10 ... Was named Patriot League Rookie of the Week on April 6.

Personal

Part of the U.S. Soccer Development Academy and played within the Houston Dynamo Academy ... Captained the Houston Dynamo U16/17 squad in 2018 ... He was a member of the National Society of High School Scholars ... Also played with Navy teammate Cristian Coelho (Class of 2024) at the Houston Dynamo Academy ... His father, Chad, played soccer at Furman from 1989-93 and his brother, Zach, played soccer at Tulsa from 2014-16 and at Furman from 2016-17 ... Son of Chad and Leah Jackson ... Named to the Naval Academy's Commandant's List once.

Jackson's Career Statistics

Year	GP-GS	Mins.	G	A	P	Sh.	Shot %	SOG	SOG %	GWG
2020-21	5-5	338	2	2	6	10	.200	8	.800	2
2021	18-17	1,381	5	7	17	17	.294	9	.529	1
2022	19-18	1,573	6	3	15	28	.214	12	.429	3
Totals	42-40	3,293	13	12	38	55	.236	29	.527	6

Jackson's Career Highs

Goals:	1, 13 Times (last vs. American; 11-2-22)
Assists:	1, 12 Times (last at Lehigh; 10-15-22)
Points:	3, Three Times (last at American; 11-9-21)
Shots:	4, Two Times (last at Bucknell; 9-17-22)
Minutes:	110, Two Times (last at Boston U.; 11-8-22)

9 / BABA KALLIE

FORWARD | SR. | 6-0 | 195 | COATESVILLE, PA.

Accolades Won

- 2023 Preseason All-Patriot League Team
- 2022 All-Patriot League Second Team
- 2022 Patriot League Offensive Player of the Week (Aug. 29)
- 2021 All-Patriot League Second Team
- 2020-21 All-Patriot League Third Team
- 2020-21 United Soccer Coaches Player of the Week (March 2)
- 2020-21 Patriot League Offensive Player of the Week (March 2)
- 2020-21 Patriot League Rookie of the Week (March 2)



2022: Junior

Appeared in all 21 games for the Mids, earning a starting spot 20 times ... Ranked second on the team with four goals and 11 points, tallying a team-high 30 shots ... Scored the winning goal in the season-opening victory over Saint Joseph's (8/25), earning Patriot League Offensive Player of the Week honors ... Racked up a career-high three points against St. Francis Brooklyn (9/4), scoring the Mids' first goal before assisting on Navy's second tally ... Notched the game-winning goal at Bucknell (9/17) and recorded his fourth goal of the season against UMBC (10/19) ... Registered assists against Loyola Maryland (10/29) and in the Patriot League Quarterfinal against Lafayette (11/5) ... Named to the All-Patriot League Second Team.

2021: Sophomore

Appeared in all 19 games with 15 starts ... Played a career-high 1,181 minutes including playing the full length twice ... Finished with 10 points on five goals along with recording 33 shots, 14 being on goal ... Named a Second Team All-Patriot League selection.

2020: Freshman

Named Third Team All-Patriot League ... He played in all seven games for the Midshipmen, making three starts ... Logged 338 minutes on the field and played a season-high 74 minutes against Lehigh on April 3 ... Scored his first collegiate goal on Feb. 28 against Colgate ... He also forced Colgate's own goal, which led Navy to the 2-1 win to start the spring season ... Finished the season with 10 shots and three shots on goal ... Named the Patriot League Rookie of the Week, Patriot League Offensive Player of the Week and United Soccer Coaches NCAA Division I Men's Soccer Player of the Week on March 2.

Personal

Played in the U.S. Soccer Development Academy for the Penn Fusion where he helped the team win the 2019 Northeast League title ... Also played for The Hill School and won the 2020 Maples League while also earning All-Area First Team honors and was named team MVP ... During the 2018-19 season, played for Twin Valley High School and was selected All-County First Team and MVP ... Also attended YSC Academy and played for the Philadelphia Union Academy team along with FC Delco ... Was born in Liberia and has lived in the three different countries ... Was a member of the student council and head of diversity in high school ... Played soccer with Navy teammate Zach Wagner '24 at the Philadelphia Union Academy ... Went to high school with Michael Eze of Georgetown baseball, Zayid Aziz of Georgetown football, Caleb Dorsey of Penn State basketball and Eric Galante of Fordham track & field ... Son of Ismael Kallie and Assatu Kallie.

Kallie's Career Statistics

Year	GP-GS	Mins.	G	A	P	Sh.	Shot %	SOG	SOG %	GWG
2020-21	7-3	338	1	0	2	10	.100	3	.300	0
2021	19-15	1,181	5	0	10	33	.152	14	.424	1
2022	21-20	1,468	4	3	11	30	.133	13	.433	2
Totals	47-38	2,987	10	3	23	73	.137	30	.411	3

Kallie's Career Highs

Goals:	1, 10 Times (last vs. UMBC; 10-19-22)
Assists:	1, Three Times (last vs. Lafayette; 11-5-22)
Points:	3, vs. St. Francis Brooklyn (9-4-22)
Shots:	5, vs. Marist (8-29-21)
Minutes:	99, at UMBC (8-26-21)

MIDSHIPMEN PROFILES

12 / CHARLIE KRIEL


DEFENDER | JR. | 5-11 | 165 | SEVERNA PARK, MD..

Accolades Won

- 2022 Patriot League Academic Honor Roll

2022: Sophomore

One of two players to start all 21 games for the Mids, playing all 1,910 minutes of action for Navy ... Was part of a backline that helped post eight shutouts and the 29th-best goals against average in the nation (0.895) ... Collected a pair of assists on the campaign, registering helpers at Holy Cross (10/22) and on the Patriot League Championship-winning goal against American (11/12) ... Patriot League Academic Honor Roll.



2021: Freshman

One of seven players to start all 19 games for the Midshipmen ... Played 1,498 minutes that included playing the full time in 12 of his appearances ... Assisted a Navy defense that allowed just 20 goals for an average of 1.05 scores per game ... Scored his first collegiate goal against Longwood (9/14) ... Also tallied a game-winning score against Lehigh (11/6) in the Patriot League Tournament quarterfinal ... Finished with seven points on three goals and one assist along with recording six shots, five being on goal.

Personal

Played soccer for Baltimore Armour as a midfielder, serving as a team captain ... Played soccer for three years at Severna Park, lettering once ... National Honor Society and Leadership Institution member ... Son of Lee and Mike Kriel ... Brother, Sam, was a member of the Navy men's soccer team (2019-22).

Kriel's Career Statistics

Year	GP-GS	Mins.	G	A	P	Sh.	Shot %	SOG	SOG %	GWG
2021	19-19	1,489	3	1	7	6	.500	5	.833	2
2022	21-21	1,910	0	2	2	7	.000	2	.286	0
Totals	40-40	3,408	3	3	9	13	.231	7	.538	2

Kriel's Career Highs

Goals: 1, Three Times (last at Lehigh; 11-6-21)
Assists: 1, Three Times (last vs. American; 11-12-22)
Points: 2, Three Times (last at Lehigh; 11-6-21)
Shots: 2, Two Times (last at Lehigh; 10-15-22)
Minutes: 110, at Boston U. (11-8-22)

11 / BEN LEISEGANG

MIDFIELDER | FR. | 5-8 | 145 | TRABUCO CANYON, CALIF.

Personal

Played for Cal United Strikers FC's U19 MLS Next Team ... Previously trained with Orange County Soccer Club II, Colchester United's U18 Academy Team (United Kingdom) and FC Malaga City's U19 Team (Spain) ... Selected to the U.S. Youth Soccer Olympic Development Program U18 National Team in January 2022 ... Played his freshman year at Santa Margarita Catholic High School, being named the Boy's Soccer Scholar-Athlete of the Year ... Born in Johannesburg, South Africa ... Son of Ian and Sally Leisegang ... Father, Ian, played on the U21 South African National Field Hockey Team.



16 / TOMMY LOCKHART

MIDFIELDER | SO. | 6-0 | 192 | DENVER, COLO.

Accolades Won

- 2022 Patriot League Academic Honor Roll

2022: Freshman

Appeared in 10 games and made four starts, including starting the Mids' first three matches of the season ... Played the full 90 minutes in the season-opening victory over Saint Joseph's (8/25) ... Tallied a season-high two shots against Fairleigh Dickinson (9/2) ... Got fourth start of the season at Villanova (10/25) and saw action during the Patriot League Quarterfinal match against Lafayette (11/5) ... Patriot League Academic Honor Roll.



Personal

Attended D'Evelyn High School ... Played basketball for two years at D'Evelyn ... Member of the Real Colorado Academy soccer club, playing alongside Navy soccer teammate Pierce Holbrook ... Son of James and Chrisanna Lockhart ... Father played football at then-Western State Colorado University, earning NAIA First Team All-American status in 1989 and twice being named All-RMAC Second Team.

Lockhart's Career Statistics

Year	GP-GS	Mins.	G	A	P	Sh.	Shot %	SOG	SOG %	GWG
2022	10-4	518	0	0	0	6	.000	2	.333	0
Totals	10-4	518	0	0	0	6	.000	2	.333	0

Lockhart's Career Highs

Goals: -
Assists: -
Points: -
Shots: 2, vs. Fairleigh Dickinson (9-2-22)
Minutes: 90, vs. Saint Joseph's (8-25-22)

99 / LUC RAMALHO

MIDFIELDER | FR. | 5-8 | 150 | MARIETTA, GA.

Personal

Played with the North Atlanta Soccer Association's U18/19 ECNL Team ... Named Southeast U17 All-Conference as a junior ... Won the ENCL Southeast Conference Championship as a senior ... Played with Kelly Cooper (Army), Marco Brok (Lafayette), Samuel Valencia (Campbell), James Hungerbuhler (USC Upstate), Noah Louzan (Davidson) and Barzee Blama (Mercer) ... Also spent four years playing for the boy's soccer team at Alan C. Pope High School ... Son of Daniel Ramalho and Flavia Souza.



28 / WASSWA ROBBINS

MIDFIELDER | JR. | 5-6 | 155 | ATLANTA, GA.

2022: Sophomore

Appeared in 14 games for the Mids, earning the start on seven occasions ... Made college debut by starting Navy's season-opening win against Saint Joseph's (8/25), recording a season-high 83 minutes of action ... Registered a season-high three shots while playing 72 minutes as a starter against Fairfield (8/28) ... Played 10 minutes during the Patriot League Semifinals at Boston (11/8) and logged 51 minutes of playing time in the NCAA First Round match at Georgetown (11/17).



MIDSHIPMEN PROFILES

2021: Freshman

Did not see any action during the 2021 season.

Personal

Earned a varsity letter in soccer at Lovett ... Tallied 91 points on 40 goals and 11 assists during senior season ... Played club soccer for Atlanta United FC of the MLS Academy ... Member of the U.S. Men's U17 National Team pool ... Named Lovett team MVP following senior season along with leading the team in goals and assists ... 2020 Atlanta Sports Award recipient ... 2018 Adidas Elite Soccer honoree ... Member of 2021 Georgia State Championship finalist team ... Led Atlanta United FC to Southeast Division Championship along with a U17 National Championship appearance ... Earned President's List honors along with graduating from Lovett with a Diploma of Distinction in Service and Leadership ... Delta Airlines Scholar Award recipient ... Son of Roxanne Robbins.

Robbins' Career Statistics

Year	GP-GS	Mins.	G	A	P	Sh.	Shot %	SOG	SOG %	GWG
2021	0-0	0	0	0	0	0	.000	0	.000	0
2022	14-7	582	0	0	0	7	.000	2	.286	0
Totals	14-7	582	0	0	0	7	.000	2	.286	0

Robbins' Career Highs

Goals: -
Assists: -
Points: -
Shots: 3, vs. Fairfield (8-28-22)
Minutes: 82, vs. Saint Joseph's (8-25-22)

31 / BRYCE ROBISCH


DEFENDER | SO. | 6-6 | 200 | KATY, TEXAS

2022: Freshman

Did not see any action during the 2022 season.

Personal

Spent the 2021-22 academic year at the Peddie School, which is a Naval Academy Foundation school ... Played prep soccer for Peddie and was an All-MAPL selection ... Attended Obra D. Tompkins High School, playing soccer for the Falcons all four years ... Advanced to state regionals as a freshman and sophomore ... Named first team all-region and first team all-district as a senior, also winning the district's Defensive MVP award ... Earned second team all-state and first team all-district during his 2019 junior campaign ... Picked up second team all-district accolades as a sophomore ... High school teammate of Jose Ojeda (Memphis), Kobe Perlaza (Wright State) and Diego Lazo (St. Thomas) ... Member of the Tompkins basketball team as well ... Played club soccer for Albion Hurricanes FC ... Son of Brett and Shana Robisch ... Father played basketball at Illinois and Oklahoma State before playing professionally in France ... Uncle, Scott Robisch, played basketball at Oklahoma State and Butler ... Grandfather, Dave Robisch, played basketball at Kansas, twice earning Big Eight Conference Player of the Year and leading the Jayhawks to the 1971 Final Four before playing professionally for 13 seasons between the ABA and NBA.



Robisch's Career Statistics

Year	GP-GS	Mins.	G	A	P	Sh.	Shot %	SOG	SOG %	GWG
2022	0-0	0	0	0	0	0	.000	0	.000	0
Totals	0-0	0	0	0	0	0	.000	0	.000	0

Robisch's Career Highs

Goals: -
Assists: -
Points: -
Shots: -
Minutes: -

19 / VICTOR SAADE

DEFENDER | FR. | 6-0 | 170 | WESTON, FLA.

Personal

Product of the Orlando City SC Academy ... Previously played for the Weston FC MLS Next team and the South Florida Football Academy ... Helped Weston FC win the U16 MLS NEXT Cup in the 2020-21 season ... Served as the team captain for the U17 Weston FC squad during the 2021-22 season ... Played with Adrian Najjarro (UNC Asheville) and Fernando Valenzuela (Cal State Fullerton) at SFFA ... Attended Cypress Bay High School, also attending Florida Virtual High School ... Son of Andre Saade and Karin Meyerfreund.



23 / A.J. SCHUETZ


FORWARD | SO. | 5-10 | 160 | BRISTOW, VA.

Accolades Won

• 2022 Patriot League All-Tournament Team

2022: Freshman

Made 17 appearances for the Mids and started eight games, including earning the start in each of Navy's final seven contests ... Produced two goals on 22 shots ... Saw 33 minutes of playing time in the season-opening win over Saint Joseph's (8/25) for his college debut ... Made first collegiate start against Fairleigh Dickinson (9/2), playing 66 minutes ... Collected first collegiate goal with a first-half tally at Holy Cross (10/22) ... Recorded a season-high five shots in the regular-season finale against American (11/2) and posted three shots against Lafayette (11/5) in the Patriot League Quarterfinals ... Scored the Mids' lone goal in Navy's 1-0 win over American (11/12) to capture the Patriot League Championship, playing the full 90 minutes ... Tallied two shots in 90 minutes in the NCAA Tournament against Georgetown (11/17) ... Named to the Patriot League All-Tournament Team.



Personal

Attended Patriot High School, playing soccer for the Pioneers ... Broke the Patriot High School single-season goal record with 27 and the single-season assist record with 11 as senior ... Earned first team all-district as a junior ... As a senior, picked Team MVP, District Player of the Year and Regional Player of the Year honors, also receiving First Team All-Met and First Team All-State distinction ... Served as team captain for one season ... Played club soccer for Virginia Development Academy, earning selection to the ECNL Virginia National Selection All-Star Game ... Was teammates at VDA with Michael Eberle (Old Dominion), Ryan Jack (Kentucky) and Andres Rodriguez (VCU) ... Son of Michael and Traci Schuetz ... Has one sister, Mikayla, who plays soccer for Longwood University.

Schuetz's Career Statistics

Year	GP-GS	Mins.	G	A	P	Sh.	Shot %	SOG	SOG %	GWG
2022	17-8	840	2	0	4	22	.091	6	.273	1
Totals	17-8	840	2	0	4	22	.091	6	.273	1

Schuetz's Career Highs

Goals: 1, Two Times (last vs. American; 11-12-22)
Assists: -
Points: 2, Two Times (last vs. American; 11-12-22)
Shots: 5, vs. American (11-2-22)
Minutes: 90, Two Times (last at Georgetown; 11-17-22)

MIDSHIPMEN PROFILES

4 / ANDREW SCHUG

FORWARD | SO. | 5-10 | 170 | HUNTINGTON, MD.

Accolades Won

• 2022 Patriot League Academic Honor Roll

2022: Freshman

Made four appearances, tallying three starts and 67 minutes of playing time ... Got the starting nod at forward against St. Francis Brooklyn (9/4), marking his first collegiate appearance and playing a season-high 26 minutes ... Also started against George Washington (9/9) and at Lehigh (10/15) while entering as a substitution against Colgate (9/24) ... Patriot League Academic Honor Roll.



Personal

Attended Huntington High School, playing soccer for four years with the Hurricanes ... Member of Huntington's state championship team as a freshman ... Led all Maryland high schoolers in goals scored as a sophomore ... Named Southern Maryland Athletic Conference Player of the Year as a senior, leading Huntington to the 3A regional championship ... Played four years of club soccer for Maryland United FC ... Named a ECNL Maryland United Player to Watch three times ... Earned an ECNL All-Star East Coast selection in his second year with Maryland United ... Club teammates with Denison soccer player Dom Pellock ... Son of David and Sofiya Schug.

Schug's Career Statistics

Year	GP-GS	Mins.	G	A	P	Sh.	Shot %	SOG	SOG %	GWG
2022	4-3	65	0	0	0	2	.000	1	.500	0
Totals	4-3	65	0	0	0	2	.000	1	.500	0

Schug's Career Highs

Goals: -
Assists: -
Points: -
Shots: 1, Two Times (last at Lehigh; 10-15-22)
Minutes: 25, vs. St. Francis Brooklyn (9-4-22)

24 / JACKSON SIMONS

DEFENDER | JR. | 6-1 | 175 | HAMPSTEAD, MD.

2022: Sophomore


Did not see any action during the 2022 season.

2021: Freshman

Did not see any action during the 2021 season.

Personal

Four-year letter winner at Mount St. Joseph ... Garnered All-Catholic League honors as a senior ... Member of undefeated Catholic League Championship team in 2020 ... Played club soccer for Baltimore Celtic for eight seasons where he was a member of two state championship and three National League championship teams ... Son of Melissa Simons.



Simons' Career Statistics

Year	GP-GS	Mins.	G	A	P	Sh.	Shot %	SOG	SOG %	GWG
2021	0-0	0	0	0	0	0	.000	0	.000	0
2022	0-0	0	0	0	0	0	.000	0	.000	0
Totals	0-0	0	0	0	0	0	.000	0	.000	0

Simons' Career Highs


Goals: -
Assists: -
Points: -
Shots: -
Minutes: -

32 / RYAN SKANDALIS

MIDFIELDER | FR. | 5-9 | 170 | BEL AIR, MD.

Personal

Played four years of soccer at the John Carroll School ... Spent club career with Pipeline SC's ECNL team ... Earned All-State, Baltimore Sun All-Metro, All-County and All-MIAA honors as a junior at John Carroll ... Named All-Region, All-State, Baltimore Sun All-Metro, All-County and All-MIAA following his senior year at John Carroll ... Also played basketball and tennis at John Carroll ... Served as class president twice ... Co-founder and Vice President of the VolunTEEN service organization ... Son of Chris and Molly Skandalis.




15 / NATE STEWART

MIDFIELDER | FR. | 6-0 | 160 | PHOENIXVILLE, PA.

Personal

Product of the Philadelphia Union Academy program ... Also played for FC Delco and Sporting Delaware ... Played senior season for the Phoenixville High School boy's soccer team ... Helped Phoenixville go undefeated during the 2022 regular season and reach the District 1 Class 3A final and PIAA 3A semifinals ... Scored 19 goals and 26 assists in his one season of high school soccer ... Named the Phoenixville Athlete of the Year and the Pottstown Mercury Player of the Year ... Also earned All-State, All-Mercury and All-Conference honors as a senior ... Son of Jason and Tracy Stewart ... Father, Jason, was a track & field/cross country athlete at Army West Point.



29 / NATE VAN ZOEREN

GOALKEEPER | SO. | 6-3 | 190 | BETHESDA, MD.

Accolades Won


• 2022 Patriot League Academic Honor Roll

2022: Freshman

Did not see any action during the 2022 season ... Patriot League Academic Honor Roll.

Personal

Attended Bethesda-Chevy Chase High School, playing soccer for four seasons ... Voted a top-3 goalkeeper in the county ... Helped Bethesda-Chevy Chase to a regional championship and a berth in the Maryland State quarterfinals ... Played club soccer for four years with Potomac Soccer Association ... High school teammate of Fordham soccer's Noe Messer and Pitzer soccer's Will Brooks ... Son of Douglas Van Zoeren and Patricia Markovich.



Van Zoeren's Career Statistics

Year	GP-GS	Mins.	GA	GAA	S	Save %	W	L	T	SO
2022	0-0	0:00	0	0.00	0	.000	0	0	0	0
Totals	0-0	0:00	0	0.00	0	.000	0	0	0	0

MIDSHIPMEN PROFILES

Van Zoeren's Career Highs

Shots Faced: -

Saves: -

Goals Allowed: -

Minutes: -

25 / ZACH WAGNER

TEAM CAPTAIN

DEFENDER | SR. | 6-2 | 175 | MEDFORD LAKES, N.J.

Accolades Won

- 2023 Preseason All-Patriot League Team
- 2022 Patriot League Tournament Most Valuable Player
- 2022 Patriot League All-Tournament Team

2022: Junior

Appeared in and started all 21 games for the Mids, one of two players to log the full 1,910 minutes on the season ... Part of a backline that helped post an 0.895 goals against average to rank 29th nationally ... Finished tied for third on the team with six points, racking up two goals and two assists ... Collected his first goal of the season to open the scoring in a 3-3 draw against George Washington (9/9) ... Notched his second goal of the campaign at Lehigh (10/15), registering a career-high three shots in the 2-2 draw ... Picked up an assist on Navy's lone goal at Holy Cross (10/22) ... Assisted on the game-winning goal in the Mids' 1-0 win over Lafayette (11/5) in the Patriot League Quarterfinals and helped Navy keep a clean sheet in all three matches during the PL Tournament ... Named the Patriot League Tournament Most Valuable Player ... Selected to the Patriot League All-Tournament Team.



2021: Sophomore

Appeared in 13 games with five starts ... Earned his first career start against George Washington (9/10) ... Played a career-best 101 minutes against Saint Joseph's (10/26) ... Tallied his first career goal against Lafayette that was a golden goal in double overtime ... Finished the season with three points on a goal and an assist ... Contributed to a Navy defense that allowed just 20 goals for an average of 1.05 scores per game.

2020: Freshman

Did not see any action during the 2020 season.

Personal

Member of the Philadelphia Union Academy within the U.S. Soccer Development Academy, also playing abroad in Qatar with the Union Academy ... Also played for FC Delco and attended YSC Academy ... Was club teammates with fellow Navy soccer players Jason Aoyama '24 and Baba Kallie '24 ... Older brother, JD Wagner '23, was a four-year letterwinner and 2022 captain for the Navy men's soccer team ... His father, Drew, played soccer at East Carolina ... Son of Drew Wagner and April Wagner ... Named to the Naval Academy's Commandant's List once.

Wagner's Career Statistics

Year	GP-GS	Mins.	G	A	P	Sh.	Shot %	SOG	SOG %	GWG
2020-21	0-0	0	0	0	0	0	.000	0	.000	0
2021	13-5	508	1	1	3	1	1.000	1	1.000	1
2022	21-21	1,910	2	2	6	11	.182	8	.727	0
Totals	34-26	2,418	3	3	9	12	.250	8	.750	1

Wagner's Career Highs

Goals: 1, Three Times (last at Lehigh; 10-15-22)
Assists: 1, Three Times (last vs. Lafayette; 11-5-22)
Points: 2, Three Times (last at Lehigh; 10-15-22)
Shots: 3, at Lehigh (10-15-22)
Minutes: 110, at Boston U. (11-8-22)

22 / CONNOR WALCOTT


MIDFIELDER | JR. | 5-10 | 150 | LAGUNA NIGUEL, CALIF.

Accolades Won

- 2022 Patriot League Academic Honor Roll
- 2021 Patriot League Academic Honor Roll

2022: Sophomore

Played in 20 games for Navy, earning eight starts ... Tallied two assists and recorded 15 total shots ... Made collegiate debut in the season opener against Saint Joseph's (8/25) ... Earned first career start against Fairfield (8/28), registering one shot in 52 minutes of action ... Notched a season-high four shots at Bucknell (9/17) before getting second start against Colgate (9/24) ... Collected first collegiate point via an assist at Lehigh (10/15) ... Recorded another assist against UMBC (10/19) and matched his season high with four shots ... Got the start and played the full 90 minutes in the Patriot League Quarterfinal win over Lafayette (11/5), also earning a starting nod in the Patriot League Championship game against American (11/12) ... Patriot League Academic Honor Roll.



2021: Freshman

Did not see any action during the 2021 season ... Patriot League Academic Honor Roll.

Personal

Was a one-time letter winner at JSerra Catholic in soccer along with lettering once in cross country ... Ran track and field participating in the 800-meter dash along with the 1,600 and 3,200-meter events ... Member of Trinity League Championship and California Interscholastic Federation Southern Section runner up cross country team ... Garnered First Team All-Trinity League honors in soccer as a senior after tallying 10 points on four goals and two assists ... Named to the JSerra Catholic Dean's List all four years ... Son of Jennifer and Michael Walcott.

Walcott's Career Statistics

Year	GP-GS	Mins.	G	A	P	Sh.	Shot %	SOG	SOG %	GWG
2021	0-0	0	0	0	0	0	.000	0	.000	0
2022	20-8	866	0	2	2	15	.000	3	.200	0
Totals	20-8	866	0	2	2	15	.000	3	.200	0

Walcott's Career Highs

Goals: -
Assists: 1, Two Times (last vs. UMBC; 10-19-22)
Points: 1, Two Times (last vs. UMBC; 10-19-22)
Shots: 4, Two Times (last vs. UMBC; 10-19-22)
Minutes: 90, vs. Lafayette (11-5-22)

13 / NOAH WARD


FORWARD | JR. | 5-9 | 150 | COLLEYVILLE, TEXAS

Accolades Won

- 2022 All-Patriot League Third Team
- 2022 Patriot League Academic Honor Roll

2022: Sophomore

Played in 19 games and made 18 starts, missing the final two contests of the season due to injury ... Paced the Mids with four assists, adding a goal to register six points ... Tallied first collegiate point when he recorded an assist against St. Francis Brooklyn (9/4), also notching an assist at Lafayette (9/28) ... Scored first collegiate goal at Lehigh (10/15) before tallying an assist at home against UMBC (10/19) for a two-game point streak ... Assisted on Navy's lone goal against Loyola Maryland (10/29) ... Had a season-high four shots in the regular-season finale against American (11/2) ... Selected to the All-Patriot League Second Team ... Patriot League Academic Honor Roll.



MIDSHIPMEN PROFILES

2021: Freshman

Did not see any action during the 2021 season.

Personal

Played club soccer for the Solar Soccer Club ... Tallied 14 goals and 14 assists during the 2019-20 season ... Member of the Dallas Cup Championship team as a senior along with being a Dallas Cup Championship finalist as a sophomore ... Son of Corey and Irving Ward.

Ward's Career Statistics

Year	GP-GS	Mins.	G	A	P	Sh.	Shot %	SOG	SOG %	GWG
2021	0-0	0	0	0	0	0	.000	0	.000	0
2022	19-18	1,494	1	4	6	28	.036	12	.429	0
Totals	19-18	1,494	1	4	6	28	.036	12	.429	0

Ward's Career Highs

Goals: 1, at Lehigh (10-15-22)

Assists: 1, Four Times (last vs. Loyola; 10-29-22)

Points: 2, at Lehigh (10-15-22)

Shots: 4, vs. American (11-2-22)

Minutes: 89, at Lehigh (10-15-22)

2022 SEASON RECAP

- Navy claimed the 2022 Patriot League Championship, earning the program's first league tournament title and NCAA Tournament berth since 2013. It also marked the first Patriot League title for the Mids under head coach Tim O'Donohue.
- Navy posted a 7-5-9 overall record, going 3-1-5 in the Patriot League regular season and 2-3-3 in non-conference play. The nine ties were a program record.
- Navy reached the Patriot League Tournament for the third time in four seasons, reached the league finals for the first time since 2013, and made its 12th overall appearance in the NCAA Tournament.
- Five Mids were All-Patriot League honorees, including one major award winner, as junior David Jackson was named the Patriot League Midfielder of the Year, becoming the first player in program history to win the award.
- Jackson and senior captain JD Wagner were both selected to the All-Patriot League First Team, the fourth-straight year with multiple Mids making the league's top team Jackson has generated all-league honors in each of his first three seasons at Navy, while Wagner was an all-league selection for the second-straight year.
- Junior Baba Kallie was named to the All-Patriot League Second Team for the second consecutive season, while sophomore Noah Ward earned All-Patriot Third Team honors, his first time receiving all-league distinction.
- Juniors Zach Wagner and Cristian Coelho, sophomore Pierce Holbrook and freshman A.J. Schuetz were named to the Patriot League All-Tournament Team, with Wagner being named the Patriot League Tournament Most Valuable Player.
- Jackson and Wagner earned United Soccer Coaches All-Atlantic Region Second Team accolades, with Jackson garnering all-region honors for the third-straight season.
- Jackson was named to the All-ECAC First Team and Wagner received an All-ECAC Second Team nod, the first time either player was recognized by the organization.
- Coelho was a College Sports Communicators Academic All-District selection.
- Kallie earned Patriot League Offensive Player of the Week on Aug. 29.
- Holbrook was named the Patriot League Goalkeeper of the Week on Sept. 19.
- Jackson tallied a five-game goal streak from Sept. 9 to Sept. 28, the longest scoring streak by a Midshipman since Mike Flanagan scored in seven-straight games in 1968. Jackson also had three-straight contests with a penalty-kick goal, scoring on a PK attempt against Longwood (Sept. 13), Bucknell (Sept. 17) and Colgate (Sept. 24).
- Navy put together a seven-game undefeated streak from Sept. 4 through Oct. 1, going 3-0-4 in that span and using it to start Patriot League play at 2-0-2.
- Holbrook posted a shutout streak of 436:20 from the end of the Oct. 29 match against Loyola until the second half of the NCAA Tournament game at Georgetown.
- After finishing tied for third in the league standings and earning the No. 4 seed in the Patriot League Tournament, Navy rattled off a 1-0 home victory over No. 5-seed Lafayette in the league's quarterfinal round on a tally from junior Jason Aoyama.
- Playing to a 0-0 draw after 110 scoreless minutes in the semifinals at No. 2-seeded Boston University, the Mids advanced past the Terriers via a 9-8 penalty-kick shootout.
- In the Patriot League Championship game, Schuetz used a goal in the 83rd minute to lift Navy past sixth-seeded American in a 1-0 title-clinching win.
- Navy's season concluded with a 2-0 loss at Georgetown in the NCAA First Round.
- Navy's 19 yellow cards were the fewest among Patriot League schools and ranked as the fourth-lowest number in Division I, while Navy finished the season with 9.19 fouls per game, ranking second-lowest in the Patriot League and ninth-lowest in the nation.
- The Mids' .793 team save percentage ranked second in the PL and 17th in the nation.
- Navy's 0.895 goals against average ranked third in the league and 29th in Division I.
- Navy's 0.381 shutout percentage was second in the PL and 47th nationally.
- Holbrook led the Patriot League with eight shutouts (10th nationally), 1730:00 goalie minutes played (19th nationally) and 69 total saves (32nd nationally).
- Holbrook had the second-best save percentage in the league at .802, ranking 17th in the nation, and the second-best saves-per-game in the PL at 3.63, while his 0.884 goals against average finished as the 33rd-best in the country.
- Jackson's three game-winning goals landed him second in the Patriot League and 34th nationally, while his six total goals ranked fourth-most in the league.
- Aoyama's 2.23 shots per game was the fourth-most among qualified league players.
- JD Wagner, Coelho, Jackson, Ward, Sam Kriel, Luke O'Hara, Thomas Pearson, Tait Thorne, Jake Granados, Charlie Kriel, Connor Walcott, Alex DeVincentis, Tommy Lockhart, Andrew Schug and Nate Van Zoeren were all named to the 2022 Patriot League Academic Honor Roll.

2022 Game-by-Game Comparison

Date	Opponent	Result	Score	Shots	CKs	Saves	Offsides	Attn.	Navy Goals	GK of Record	Record / PL
A25	Saint Joseph's	W	1-0	7 / 10	5 / 7	3 / 0	1 / 1	455	Kallie (1)	Holbrook	1-0-0 / 0-0-0
A28	Fairfield	L	0-1	8 / 11	2 / 0	2 / 3	4 / 0	387	-	Holbrook	1-1-0 / 0-0-0
S2	Fairleigh Dickinson	L	0-1	10 / 15	2 / 7	6 / 3	1 / 0	708	-	Holbrook	1-2-0 / 0-0-0
S4	St. Francis Brooklyn	T	2-2	8 / 13	4 / 5	2 / 3	6 / 1	583	Kallie (2), Hileman (1)	Holbrook	1-2-1 / 0-0-0
S9	George Washington	T	3-3	9 / 14	6 / 7	2 / 0	2 / 1	963	Z. Wagner (1), Jackson (1), S. Kriel (1)	Holbrook	1-2-2 / 0-0-0
S13	at Longwood	W	1-0	12 / 15	6 / 7	5 / 2	2 / 3	148	Jackson (2)	Holbrook	2-2-2 / 0-0-0
S17	at Bucknell*	W	2-0	13 / 11	1 / 6	5 / 4	0 / 0	670	Kallie (3), Jackson (3)	Holbrook	3-2-2 / 1-0-0
S24	Colgate*	T	1-1	7 / 9	3 / 6	2 / 0	0 / 1	917	Jackson (4)	Holbrook	3-2-3 / 1-0-1
S28	at Lafayette*	W	1-0	5 / 11	5 / 9	6 / 0	0 / 0	200	Jackson (5)	Holbrook	4-2-3 / 2-0-1
O1	Boston U.*	T	1-1	12 / 11	1 / 9	1 / 5	0 / 1	208	Aoyama (1)	Pearson	4-2-4 / 2-0-2
O7	vs. Army*	L	0-2	14 / 14	7 / 9	1 / 2	0 / 2	8526	-	Holbrook	4-3-4 / 2-1-2
O15	at Lehigh*	T	2-2	22 / 11	8 / 7	2 / 9	3 / 0	247	Z. Wagner (2), Ward (1)	Holbrook	4-3-5 / 2-1-3
O19	UMBC	T	1-1	15 / 12	11 / 4	3 / 4	2 / 1	331	Kallie (4)	Holbrook	4-3-6 / 2-1-3
O22	at Holy Cross*	T	1-1	7 / 14	3 / 3	5 / 3	2 / 3	447	Schuetz (1)	Holbrook	4-3-7 / 2-1-4
O25	at Villanova	L	0-1	13 / 12	5 / 3	2 / 4	0 / 4	228	-	Pearson	4-4-7 / 2-1-4
O29	Loyola*	T	1-1	11 / 19	7 / 6	7 / 5	2 / 5	643	Aoyama (2)	Holbrook	4-4-8 / 2-1-5
N2	American *	W	1-0	14 / 14	6 / 8	2 / 5	1 / 0	473	Jackson (6)	Holbrook	5-4-8 / 3-1-5
N5	Lafayette ^	W	1-0	12 / 17	5 / 7	5 / 6	2 / 2	562	Aoyama (3)	Holbrook	6-4-8 / 3-1-5
N8	at Boston U. ^	T	0-0	8 / 13	5 / 13	2 / 2	3 / 1	260	(Navy Advances on Penalty Kicks, 9-8)	Holbrook	6-4-9 / 3-1-5
N12	American ^	W	1-0	4 / 9	1 / 9	3 / 2	1 / 1	1563	Schuetz (2)	Holbrook	7-4-9 / 3-1-5
N17	at Georgetown #	L	0-2	4 / 24	3 / 6	6 / 2	2 / 1	687	-	Holbrook	7-5-9 / 3-1-5

Statistics are in the form of Navy / Opponent.; * Overtime; ** Double Overtime; * Patriot League game, ^ Patriot League Tournament, # NCAA Tournament



2023 NAVY MEN'S SOCCER

2022 STATISTICS

Overall: 7-5-9 | Patriot League: 3-1-5 | Home: 4-2-6 | Away: 3-2-3 | Neutral: 0-1-0

No.	Name	GP-GS	Mins.	G	A	Pts.	Sh.	Shot%	SOG	SOG%	YC-RC	GW	PK
14	David Jackson	19-18	1,573	6	3	15	28	.214	12	.429	5-0	3	4-4
9	Baba Kallie	21-20	1,468	4	3	11	30	.133	13	.433	0-0	2	0-0
5	Jason Aoyama	13-12	969	3	0	6	29	.103	16	.552	4-0	1	0-0
25	Zach Wagner	21-21	1,910	2	2	6	11	.182	8	.727	0-0	0	0-0
13	Noah Ward	19-18	1,494	1	4	6	28	.036	12	.429	0-0	0	0-0
23	A.J. Schuetz	17-8	840	2	0	4	22	.091	6	.273	2-0	1	0-0
27	Jake Granados	12-6	530	0	2	2	5	.000	1	.200	0-0	0	0-0
19	Kevin Hileman	18-0	315	1	0	2	2	.500	2	1.000	1-0	0	0-0
12	Charlie Kriel	21-21	1,910	0	2	2	7	.000	2	.286	2-0	0	0-0
15	Sam Kriel	18-7	897	1	0	2	5	.200	1	.200	0-0	0	0-0
22	Connor Walcott	20-8	866	0	2	2	15	.000	3	.200	1-0	0	0-0
2	JD Wagner	20-20	1,812	0	1	1	4	.000	0	.000	1-0	0	0-0
3	Rowan Browne	5-1	159	0	0	0	0	.000	0	.000	0-0	0	0-0
8	Cristian Coelho	20-20	1,748	0	0	0	5	.000	0	.000	1-0	0	0-0
21	Alex DeVincintis	3-0	53	0	0	0	1	.000	1	1.000	0-0	0	0-0
6	Jalen Grant	18-16	1,364	0	0	0	8	.000	2	.250	0-0	0	0-0
30	Pierce Holbrook	19-19	1,730	0	0	0	0	.000	0	.000	1-0	0	0-0
16	Tommy Lockhart	10-4	518	0	0	0	6	.000	2	.333	0-0	0	0-0
99	Luke O'Hara	1-0	25	0	0	0	0	.000	0	.000	0-0	0	0-0
0	Thomas Pearson	2-2	180	0	0	0	0	.000	0	.000	0-0	0	0-0
28	Wasswa Robbins	14-7	582	0	0	0	7	.000	2	.286	0-0	0	0-0
4	Andrew Schug	4-3	65	0	0	0	2	.000	1	.500	0-0	0	0-0
TOTAL		21	21,008	20	19	59	215	.093	84	.391	19-0	7	4-4
OPPONENTS		21	20,951	19	20	58	279	.068	92	.330	27-2	5	0-1

No.	Name	GP-GS	Mins.	GA	GAA	Saves	Pct.	W	L	T	SO
30	Pierce Holbrook	19-19	1,730:00	17	0.88	69	.802	7	4	8	8/0
0	Thomas Pearson	2-2	180:00	2	1.00	3	.600	0	1	1	0/0
TM	Team	0-0	0:00	0	0.00	1	1.000	0	0	0	0/0
TOTAL		21	1,910:00	19	0.90	72	.791	7	5	9	8
OPPONENTS		21	1,910:00	20	0.94	63	.759	5	7	9	6

2022 Team Statistics

	NAVY	OPP
SHOT STATISTICS		
Goals-Shot attempts	20-215	19-279
Goals scored per game	0.95	0.90
Shot pct.	.093	.068
Shots on goal-Attempts	84-215	92-279
SOG pct.	.391	.330
Shots/Game	10.2	13.3
Assists	19	20
CORNER KICKS	96	138
PENALTY KICKS	4-4	0-1
PENALTIES		
Yellow cards	19	27
Red cards	0	2
ATTENDANCE		
Total	7,793	2,887
Dates/Avg Per Date	12/649	8/361
Neutral Site #/Avg	1/8,526	

Stats by Period

Goals	1st	2nd	OT	OT2	Tot.
Navy	8	12	0	0	20
Opponents	7	12	0	0	19
Shots	1st	2nd	OT	OT2	Tot.
Navy	102	105	0	0	215
Opponents	118	148	0	0	279
Saves	1st	2nd	OT	OT2	Tot.
Navy	25	46	0	0	73
Opponents	34	28	0	0	64
Corner Kicks	1st	2nd	OT	OT2	Tot.
Navy	48	43	0	0	96
Opponents	44	81	0	0	138
Fouls	1st	2nd	OT	OT2	Tot.
Navy	87	88	0	0	193
Opponents	93	108	0	0	213

2022 Results

Date	Opponent	Result
A25	Saint Joseph's	W, 1-0
A28	Fairfield	L, 0-1
S2	Fairleigh Dickinson	L, 0-1
S4	St. Francis Brooklyn	T, 2-2
S9	George Washington	T, 3-3
S13	at Longwood	W, 1-0
S17	* at Bucknell	W, 2-0
S24	* Colgate	T, 1-1
S28	* at Lafayette	W, 1-0
O1	* Boston University	T, 1-1
O7	*! vs. Army	L, 0-2
O15	* at Lehigh	T, 2-2
O19	UMBC	T, 1-1
O22	* at Holy Cross	T, 1-1
O25	at Villanova	L, 0-1
O29	* Loyola	T, 1-1
N2	* American	W, 1-0
N5	^ Lafayette	W, 1-0
N8	^ at Boston University	T, 0-0 (2OT) [Navy in PKs]
N12	^ American	W, 1-0
N17	# at Georgetown	L, 0-2

Home games in bold; All times Eastern

* Patriot League match | ! Subaru Park (Chester, Pa.)

^ Patriot League Tournament | # NCAA Tournament

2023 NAVY MEN'S SOCCER

2022 PATRIOT LEAGUE RECAP

2022 Patriot League Standings

----- League -----					----- Overall -----				
Rk.	Team	Record	Pts.		Record	Pct			
1	Army *	5-1-3	18		8-4-5	.618			
2	Boston U. *	4-2-3	15		6-5-7	.528			
3	Colgate *	3-1-5	14		7-4-7	.583			
4	Navy *†	3-1-5	14		7-5-9	.548			
5	Lafayette *	3-2-4	13		9-6-4	.579			
6	American *	3-4-2	11		8-7-5	.525			
7	Loyola	2-2-5	11		4-5-8	.471			
8	Lehigh	2-5-2	8		3-10-3	.281			
9	Bucknell	2-5-2	8		3-12-2	.235			
10	Colgate	1-5-3	6		5-9-4	.389			

*Patriot League Tournament Team | †Patriot League Tournament Champions

2022 Patriot League Tournament Recap

Nov. 5 - Quarterfinals (Hamilton, N.Y. and Annapolis, Md.)

• No. 6 American 3, No. 3 Colgate 1

• No. 4 Navy 1, No. 5 Lafayette 0

Nov. 9 - Semifinals (West Point, N.Y. and Boston, Mass.)

• No. 6 American 3, No. 1 Army West Point 1

• No. 4 Navy 0, No. 2 Boston U. 0 (Navy advances on PKs, 9-8)

Nov. 12 - Championship (Annapolis, Md.)

• No. 4 Navy 1, No. 6 American 0

2022 NCAA Tournament Recap

Nov. 17 - First Round (Washington, D.C.)

• Georgetown 2, Navy 0

2022 Patriot League Major Award Winners

Patriot League Offensive Player of the Year:	Gage Guerra, Army
Patriot League Midfielder of the Year:	David Jackson, Navy
Patriot League Defensive Player of the Year:	Griffin Roach, Boston University
Patriot League Goalkeeper of the Year:	Francesco Montali, Boston University
Patriot League Rookie of the Year:	Max Andrews, Army
Patriot League Coach of the Year:	Brian Plotkin, Army

2022 All-Patriot League Teams

First Team			Second Team			Third Team		
F Gage Guerra	So.	Army	F Robbie Matei	Jr.	American	F Andrew Rent	Jr.	Boston U.
F Marcos Kitromilides	Sr.	Lafayette	F Aidan Davock	Jr.	Colgate	F Lawrence Aydtlett	So.	Lafayette
F Jack Sarkos	Sr.	Lehigh	F Evan Jones	So.	Holy Cross	F Noah Ward	So.	Navy
F Kelan Swales	Gr.	Loyola	F Baba Kallie	Jr.	Navy	M Zemi Rodriguez	So.	American
M Cooper Warren	Jr.	Army	M Evan Schweickert	Jr.	American	M Sam Epitime	Jr.	Army
M Colin Innes	Sr.	Boston U.	M Quinn Matulis	Sr.	Boston U.	M Alejandro Coury	So.	Colgate
M David Jackson	Jr.	Navy	M Hale Lombard	Jr.	Lafayette	D Mike Bleeker	Jr.	American
D Nick Atkinson	Jr.	Army	D Cooper Nunn	Jr.	American	D Evan Morrison	Gr.	Boston U.
D Griffin Roach	Sr.	Boston U.	D Max Andrews	Fr.	Army	D Will Echeverria	Sr.	Lafayette
D JD Wagner	Sr.	Navy	D Nick Hazel	Sr.	Lafayette	G Tomas Hut	So.	Army
G Francesco Montali	Sr.	Boston U.	D Matthew Lala	Sr.	Loyola			
			G Alex Sutton	Sr.	Lafayette			

Patriot League Leaders

Individual Leaders		Team Leaders	
Points		Goals Per Game	
Gage Guerra, Army	23	Army	1.53
Jack Sarkos, Lehigh	18	Colgate	1.33
Marcos Kitromilides, Lafayette	17	American	1.20
Kelan Swales, Loyola	15	Holy Cross	1.17
David Jackson, Navy	15	Lafayette	1.16
Quinn Matulis, Boston U.	12	Navy	0.95
Evan Jones, Holy Cross	12	Bucknell	0.94
Hale Lombard, Lafayette	12	Lehigh	0.94
Nick Atkinson, Army	12	Boston U.	0.89
Three Tied	11	Loyola	0.82
Goals		Goals Against Average	
Gage Guerra, Army	10	Boston U.	0.82
Marcos Kitromilides, Lafayette	8	Lafayette	0.89
Jack Sarkos, Lehigh	8	Navy	0.90
David Jackson, Navy	6	Loyola	1.12
Hale Lombard, Lafayette	6	Army	1.16
Evan Jones, Holy Cross	5	Colgate	1.22
Aidan Davock, Colgate	5	American	1.24
Nick Atkinson, Army	5	Lehigh	1.75
Kelan Swales, Loyola	5	Holy Cross	1.94
Eight Tied	4	Bucknell	2.00
Assists		Saves Per Game	
Cooper Warren, Army	9	Lehigh	4.63
Will Echeverria, Lafayette	7	Bucknell	3.94
Kelan Swales, Loyola	5	Army	3.59
Marcus Williams, Holy Cross	5	Navy	3.48
Five tied	6	Boston U.	3.39
Shots		Holy Cross	3.33
Gage Guerra, Army	51	American	3.30
Hale Lombard, Lafayette	45	Colgate	3.17
Kelan Swales, Loyola	44	Loyola	2.88
Jack Sarkos, Lehigh	35	Lafayette	2.53
Robert Matei, American	35	Saves	
Evan Jones, Holy Cross	34	Lehigh	74
Lawrence Aydtlett, Lafayette	34	Navy	73
Aidan Davock, Colgate	31	Bucknell	67
Baba Kallie, Navy	30	American	66
Four Tied	28	Army	61
Goals Against Average		Boston U.	61
Francesco Montali, Boston U.	0.62	Holy Cross	60
Alex Sutton, Lafayette	0.71	Colgate	57
Alex Boboceca, Loyola	0.76	Loyola	49
Pierce Holbrook, Navy	0.88	Lafayette	48
Tomas Hut, Army	1.20	Shutouts	
Shutouts		Boston U.	9
Francesco Montali, Boston U.	8	Navy	8
Pierce Holbrook, Navy	8	Loyola	6
Alex Sutton, Lafayette	6	Lafayette	6
Alex Boboceca, Loyola	5	Army	5
Tomas Hut, Army	4	Colgate	5
Save Percentage		American	5
Francesco Montali, Boston U.	.839	Lehigh	3
Pierce Holbrook, Navy	.802	Holy Cross	3
Alex Sutton, Lafayette	.778	Bucknell	1
Alex Boboceca, Loyola	.766	Shots Per Game	
Tomas Hut, Army	.724	Loyola	13.35
Saves		Bucknell	11.31
Pierce Holbrook, Navy	69	Holy Cross	10.88
Francesco Montali, Boston U.	52	Army	10.65
Josh Tubbs, Holy Cross	49	Navy	10.24
Andrew Cooke, Colgate	47	Boston U.	10.18
Tomas Hut, Army	42	Lafayette	10.00
Alex Sutton, Lafayette	42	American	9.75
Saves Per Game		Lehigh	9.31
Pierce Holbrook, Navy	3.63	Colgate	9.22
Josh Tubbs, Holy Cross	3.27		
Francesco Montali, Boston U.	3.25		
Tomas Hut, Army	3.00		
Andrew Cooke, Colgate	2.94		



PATRIOT LEAGUE HISTORY

Patriot League Composite Records (1990-present)

Team	PL Regular			PL Regular Season Titles	PL Tourney Appearances	PL Tourney Record	PL Tourney Championships	PL Tourney Runner-ups
	GP	Season Rec.	Pct.					
American*	170	91-52-27	.615	6 ('04, '05, '08, '11, '12, '16)	17 (Last - 2022)	14-10-7	3 ('01, '04, '20-21)	9 ('05, '09, '10, '11, '12, '15, '16, 21-22)
Army	239	79-122-38	.410	3 ('92, '96, '22)	12 (Last - 2022)	9-8-4	3 ('91, '93, '96)	3 ('92, '94, '18)
Boston University****	85	40-30-15	.558	1 ('14)	6 (Last - 2022)	1-3-3	0	1 ('14)
Bucknell	241	90-118-33	.442	4 ('90, '00, '03, '09)	16 (Last - 2019)	9-9-7	4 ('06, '09, '10, '14)	0
Colgate	240	118-84-38	.571	5 ('93, '97, '08, '10, '15)	23 (Last - 2022)	15-14-5	8 ('92, '97, '07, '08, '11, '16, '17, '18)	1 ('93)
Fordham**	36	10-26-0	.278	0	1 (Last - 1990)	2-0-0	1 ('90)	0
Holy Cross	238	86-115-37	.439	5 ('95, '99, '01, '02, '07)	14 (Last - 2021)	5-11-5	1 ('02)	4 ('01, '08, '13, '17)
Lafayette	241	109-89-43	.542	5 ('93, '94, '98, '00, '05)	21 (Last - 2022)	19-11-5	7 ('94, '95, '98, '99, '03, '05, '12)	4 ('90, '00, '06, '19, '20-21)
Lehigh	241	112-100-32	.525	2 ('06, '19)	20 (Last - 2021)	9-12-9	3 ('00, '15, '19)	6 ('91, '97, '98, '02, '03, '04)
Loyola****	86	43-30-13	.576	4 ('17, '18, '19, '21)	6 (Last - 2021)	2-3-2	1 ('21)	0
Navy***	234	94-110-30	.466	2 ('91, '13)	12 (Last - 2022)	8-7-5	2 ('13, '22)	3 ('95, '96, '99)

* American joined the Patriot League in 2001.

** Fordham was a member of the Patriot League from 1990-94.

*** Navy joined the Patriot League in 1991.

**** Boston University and Loyola joined the Patriot League in 2013.

Navy in the Patriot League

Year	W-L-T	Place	PL Tourn.
1991	6-1-0	1st	0-1-0
1992	3-3-1	4th	0-0-1
1993	4-3-0	5th	---
1994	3-3-1	5th	---
1995	4-2-0	T-3rd	1-1-0
1996	3-3-0	3rd	1-1-0
1997	2-4-0	T-4th	0-0-1
1998	2-4-0	6th	---
1999	5-1-0	2nd	1-1-0
2000	2-4-0	6th	---
2001	3-2-2	4th	0-1-0
2002	1-4-2	T-7th	---
2003	3-4-0	5th	---
2004	1-5-1	8th	---
2005	3-3-1	T-5th	---
2006	1-5-1	7th	---
2007	0-7-0	8th	---
2008	0-6-1	8th	---
2009	2-5-0	7th	---
2010	2-2-3	6th	---
2011	3-2-2	4th	0-0-1
2012	1-4-2	8th	---
2013	9-0-0	1st	2-0-0
2014	6-1-2	2nd	0-0-1
2015	4-5-0	T-5th	---
2016	1-6-2	10th	---
2017	0-7-2	10th	---
2018	4-5-0	T-5th	---
2019	5-3-1	3rd	0-1-0
2020-21	3-1-1	T-2nd*	---
2021	5-4-0	5th	1-1-0
2022	3-1-5	T-3rd	2-0-1
Totals	94-110-30	---	8-7-5

*Finish in South Division (League split over two division during 2020-21 season)

Patriot League Series Information / Media Contacts

Loyola September 16 Baltimore, Md.		Army October 13 Chester, Pa. (Subaru Park)	
Overall / Streak Loyola, 6-5-3 / Loyola, 2-0-1		Overall / Streak Navy leads, 41-32-16 / Army, 1-0-0	
In Annapolis Navy leads, 3-2-2		In Annapolis Navy leads, 23-10-4	
At GWSF Navy leads, 3-1-2		At GWSF Navy leads, 4-1-1	
In Baltimore Series Tied, 2-3-1		In West Point Army leads, 15-14-9	
Neutral Sites Loyola leads, 1-0-0		Neutral Sites Army leads, 7-4-3	
Under O'Donohue Loyola leads, 5-1-1		Under O'Donohue Army leads, 3-1-2	
Goals For / Against 17 / 22		Goals For / Against 137 / 112	
SID Contact Jonathan Yanko		SID Contact Alexis Tomassi	
Email jyanko@loyola.edu		Email alexis.tomassi@westpoint.edu	
Website / Twitter LoyolaGreyhounds.com / @LoyolaMSoc		Website / Twitter GoArmyWestPoint.com / @ArmyWP_MSoccer	
Bucknell September 23 Annapolis, Md.		Holy Cross October 21 Annapolis, Md.	
Overall / Streak Navy leads, 30-15-4 / Navy, 3-0-0		Overall / Streak Holy Cross leads, 15-14-5 / Navy, 2-0-1	
In Annapolis Navy leads, 24-8-1		In Annapolis Navy leads, 8-6-3	
At GWSF Bucknell leads, 7-6-1		At GWSF Navy leads, 7-2-3	
In Lewisburg Bucknell leads, 7-6-2		In Worcester Holy Cross leads, 9-6-2	
Neutral Sites Series tied, 0-0-1		Under O'Donohue Navy leads, 2-1-3	
Under O'Donohue Navy leads, 5-3-0		Goals For / Against 42 / 38	
Goals For / Against 103 / 45		SID Contact Charles Bare	
SID Contact Jon Terry		Email cbare@holycross.edu	
Email terry@bucknell.edu		Website / Twitter GoHolyCross.com / @HCrossMSoccer	
Website / Twitter BucknellBison.com / @Bucknell_MSOC		Colgate October 28 Hamilton, N.Y.	
American September 27 Washington, D.C.		Overall / Streak Colgate leads, 15-14-6 / Navy, 2-0-1	
Overall / Streak American leads, 15-13-9 / Navy, 2-0-0		In Annapolis Navy leads, 8-4-4	
In Annapolis Navy leads, 9-4-4		At GWSF Navy leads, 5-2-4	
At GWSF Series tied, 6-4-1		In Hamilton Colgate leads, 11-5-2	
In Washington, D.C. American leads, 11-4-5		Neutral Sites Navy leads, 1-0-0	
Under O'Donohue American leads, 4-3-2		Under O'Donohue Tied, 3-3-1	
Goals For / Against 36 / 41		Goals For / Against 42 / 37	
SID Contact Hannah Simmons		SID Contact Quinn Schmidt	
Email hannahs@american.edu		Email qschmidt@colgate.edu	
Website / Twitter AUEagles.com / @AU_MSoccer		Website / Twitter GoColgateRaiders.com / @ColgateMSOC	
Lehigh September 30 Annapolis, Md.		Lafayette November 1 Annapolis, Md.	
Overall / Streak Navy leads, 33-23-9 / Navy, 1-0-1		Overall / Streak Navy leads, 24-17-4 / Navy, 5-0-0	
In Annapolis Navy leads, 24-13-6		In Annapolis Navy leads, 17-10-3	
At GWSF Lehigh leads, 8-2-1		At GWSF Navy leads, 6-5-1	
In Bethlehem Lehigh leads, 10-9-3		In Easton Navy leads, 9-5-1	
Under O'Donohue Lehigh leads, 5-2-1		Neutral Sites Lafayette leads, 2-0-0	
Goals For / Against 112 / 76		Under O'Donohue Navy leads, 6-1-0	
SID Contact Katie McNulty		Goals For / Against 82 / 56	
Email krm222@lehigh.edu		SID Contact Zack Ferenoz	
Website / Twitter LehighSports.com / @LehighMSoccer		Email ferenoz@lafayette.edu	
Boston University October 7 Boston, Mass.		Website / Twitter GoLeopards.com / @LafayetteMSOC	
Overall / Streak Boston leads, 6-2-2 / Boston, 2-0-2		Patriot League Tournament November 4-11	
In Annapolis Navy leads, 2-1-1		Quarterfinals November 4 (site of 3rd and 4th seed)	
At GWSF Navy leads, 2-1-1		Semifinals November 7 (site of 1st and 2nd seed)	
In Boston Boston leads, 5-0-1		Championship November 11 (site of highest remaining seed)	
Under O'Donohue Boston leads, 4-1-2		2020 Winner Navy	
Goals For / Against 6 / 10		Most Titles Won Colgate (8)	
SID Contact Scott Ellis		SID Contact Jackie Eddy	
Email msellis@bu.edu		Email jeddy@patriotleague.com	
Website / Twitter GoTerriers.com / @TerrierMSOC		Website / Twitter PatriotLeague.org / @PatriotLeague	

2023 NAVY MEN'S SOCCER

YEAR-BY-YEAR RECORDS

Year	Overall	Pct.	League Record	Conf. Finish	Conf. Tourn.
1921	2-1-0	.667	---	---	---
1922	3-2-2	.571	---	---	---
1923	2-3-2	.429	---	---	---
1924	4-3-2	.556	---	---	---
1925	4-4-0	.500	---	---	---
1926	5-1-1	.786	---	---	---
1927	3-4-0	.429	---	---	---
1928	4-4-1	.500	---	---	---
1929	4-3-1	.563	---	---	---
1930	6-3-1	.650	---	---	---
1931	4-3-1	.563	---	---	---
1932	6-0-1	.929	---	---	---
1933	5-2-0	.714	---	---	---
1934	2-4-0	.333	---	---	---
1935	3-2-1	.583	---	---	---
1936	4-1-1	.750	---	---	---
1937	4-2-0	.667	---	---	---
1938	3-2-2	.571	---	---	---
1939	2-3-3	.438	---	---	---
1940	4-3-1	.563	---	---	---
1941	5-2-1	.688	---	---	---
1942	6-2-0	.750	---	---	---
1943	6-0-1	.929	---	---	---
1944	6-1-0	.857	---	---	---
1945	7-1-0	.875	---	---	---
1946	7-1-1	.833	---	---	---
1947	8-2-0	.800	---	---	---
1948	9-1-1	.864	---	---	---
1949	8-3-0	.727	---	---	---
1950	6-4-0	.600	---	---	---
1951	5-3-2	.600	---	---	---
1952	3-4-3	.450	---	---	---
1953	3-5-1	.389	---	---	---
1954	4-3-3	.550	---	---	---
1955	7-3-1	.682	---	---	---
1956	10-2-0	.833	---	---	---
1957	5-2-3	.650	---	---	---
1958	7-1-3	.773	---	---	---
1959	8-3-0	.727	---	---	---
1960	7-2-2	.727	---	---	---
1961	9-1-1	.864	---	---	---
1962	10-1-0	.909	---	---	---
1963	12-1-0	.923	---	---	---
1964	15-0-0	1.000	---	---	---
1965	12-1-1	.893	---	---	---
1966	10-1-2	.846	---	---	---
1967	11-2-0	.846	---	---	---
1968	8-2-1	.773	---	---	---
1969	8-2-2	.750	---	---	---
1970	10-2-1	.808	---	---	---
1971	11-2-0	.846	---	---	---
1972	5-5-1	.500	---	---	---
1973	7-3-1	.682	---	---	---
1974	7-3-1	.682	---	---	---
1975	9-2-0	.818	---	---	---
1976	6-3-3	.625	---	---	---
1977	7-5-1	.577	---	---	---
1978	5-4-3	.542	---	---	---
1979	11-2-4	.765	---	---	---
1980	10-7-1	.583	---	---	---
1981	7-8-2	.471	---	---	---
1982	8-6-3	.559	---	---	---
1983	7-8-2	.471	1-1-1	4th	---
1984	9-4-3	.656	4-1-2	4th	---
1985	7-7-1	.500	3-3-1	4th	---
1986	10-6-3	.605	3-2-2	T-4th	---
1987	9-9-1	.500	2-5-0	7th	---
1988	8-4-4	.625	5-1-1	1st	---
1989	6-4-5	.567	1-2-3	5th	---
1990	9-10-2	.476	2-4-1	5th	1-1-0
1991	12-7-0	.632	6-1-0	1st	0-1-0
1992	10-6-3	.605	3-3-1	4th	0-0-1
1993	5-10-3	.361	4-3-0	5th	---
1994	9-5-1	.633	3-3-1	5th	---

Year	Overall	Pct.	League Record	Conf. Finish	Conf. Tourn.
1995	11-7-0	.611	4-2-0	T-3rd	1-1-0
1996	10-9-1	.525	3-3-0	3rd	1-1-0
1997	6-11-1	.361	2-4-0	T-4th	0-0-1
1998	7-10-1	.417	2-4-0	6th	---
1999	11-5-2	.667	5-1-0	2nd	1-1-0
2000	9-6-1	.594	2-4-0	6th	---
2001	11-3-3	.735	3-2-2	4th	0-1-0
2002	5-10-3	.361	1-4-2	T-7th	---
2003	5-10-1	.344	3-4-0	5th	---
2004	3-10-4	.294	1-5-1	8th	---
2005	8-6-2	.563	3-3-1	5th	---
2006	5-9-2	.375	1-5-1	7th	---
2007	7-8-2	.471	0-7-0	8th	---
2008	4-11-3	.306	0-6-1	8th	---
2009	8-11-0	.421	2-5-0	7th	---
2010	7-5-4	.563	2-2-3	6th	---
2011	7-7-5	.500	3-2-2	4th	0-0-1
2012	7-7-3	.500	1-4-2	8th	---
2013	16-4-2	.773	9-0-0	1st	2-0-0
2014	11-4-5	.675	6-1-2	2nd	0-0-1
2015	8-9-1	.472	4-5-0	T-5th	---
2016	5-9-4	.389	1-6-2	10th	---
2017	2-13-2	.176	0-7-2	10th	---
2018	5-11-1	.324	4-5-0	T-5th	---
2019	12-4-1	.735	5-3-1	3rd	0-1-0
2020-21	4-2-1	.643	3-1-1	T-2nd*	---
2021	12-6-1	.658	5-4-0	5th	1-1-0
2022	7-5-9	.548	3-1-5	T-3rd	2-0-1
Total	713-450-163	.599	112-128-40		

► Bold denotes national champions.

► Navy was a member of the CAA from 1983-1990.

► Navy has been in the Patriot League since 1991.

* Denotes finish in South Division (Patriot League split in two division during 2020-21 season)

Coaching Records

Coach	Years	Yrs.	W	L	T	Pct.
Tom Taylor	1921-45	25	104	56	22	.632
Glenn Warner	1946-75	30	241	67	31	.757
Greg Myers	1976-04	29	233	196	62	.538
Rich Miranda	2005-08	4	24	34	9	.425
Dave Brandt	2009-15	7	64	47	20	.565
Tim O'Donohue	2016-pres.	7	47	50	19	.487
Totals	1921-2022	102	713	450	163	.599
Games Played: 1,326						

NCAA Wins Leaders

1.	UCLA	1,011
2.	Penn State	874
3.	UConn	842
4.	San Francisco	831
5.	Saint Louis	825
6.	Virginia	815
7.	Indiana	807
8.	Maryland	793
9.	North Carolina	790
10.	Stanford	780
11.	Akron	770
12.	Duke	760
13.	Loyola (Md.)	747
14.	Clemson	729
15.	Penn	715
16.	Navy	713
17.	Harvard	711
18.	Washington	699
19.	Temple	688
20.	Army	678
21.	Yale	657
22.	Brown	654
23.	SMU	644
24.	San Jose State	640
25.	Michigan State	621

► Navy enters the 2023 season with the 16th-most games won in NCAA Division I history with 713 all-time victories.



YEAR-BY-YEAR RESULTS

1921

Coach: Tom Taylor

Overall: 2-1-0

D10	Baltimore Polytechnic	W	4-0
D17	Penn	L	1-4
D21	Swarthmore	W	2-1

1922

Coach: Tom Taylor

Overall: 3-2-2

N1	Baltimore Polytechnic	W	3-2
N11	Penn State	L	2-3
N18	Swarthmore	T	2-2
N22	St. John's College	W	4-0
N29	Yale	T	2-2
D9	Lehigh	W	2-0
D16	Penn	L	1-2

1923

Coach: Tom Taylor

Overall: 2-3-2

O20	Baltimore Polytechnic	W	4-0
O27	Lehigh	T	4-4
N10	at Penn State	L	2-3
N17	Germantown Crick. Club	L	0-3
D1	Lafayette	T	0-0
D8	Swarthmore	L	0-1
D15	Penn	W	2-1

1924

Coach: Tom Taylor

Overall: 4-3-2

O11	Baltimore Polytechnic	W	3-2
N1	Lehigh	T	1-1
N8	Dartmouth	W	5-1
N15	Lafayette	T	2-2
N22	British Embassy	W	4-2
N26	Syracuse	W	4-0
D6	Penn State	L	0-2
D13	at Penn	L	0-6
D20	Yale	L	1-2

1925

Coach: Tom Taylor

Overall: 4-4-0

O10	Baltimore Polytechnic	W	4-1
O24	Haverford	L	1-4
O31	Swarthmore	L	0-2
N7	Lehigh	W	2-0
N14	Dartmouth	L	1-2
N21	Penn State	W	4-1
D5	at Yale	W	5-0
D12	Penn	L	1-7

1926

Coach: Tom Taylor

Overall: 5-1-1

O9	McDaniel	W	7-2
O16	Swarthmore	W	3-0
O23	Lafayette	W	3-0
N6	Lehigh	W	2-1
N13	at Penn State	L	1-5
D4	Haverford	T	3-3
D11	Yale	W	2-1

1927

Coach: Tom Taylor

Overall: 3-4-0

O19	McDaniel	W	4-3
O22	Penn	W	3-0
N12	Lafayette	L	0-2
N19	at Lehigh	L	0-2
N24	Yale	L	2-5
D3	Penn State	W	3-1
D10	Swarthmore	L	1-2

1928

Coach: Tom Taylor

Overall: 4-4-1

O17	Franklin & Marshall	W	5-0
O20	Yale	L	0-4
O27	at Penn	L	2-8
N3	Swarthmore	L	1-2
N10	at McDaniel	T	0-0
N17	Haverford	W	2-1
N28	Lehigh	W	2-0
D1	Penn State	L	1-2
D8	Lafayette	W	6-0

1929

Coach: Tom Taylor

Overall: 4-3-1

O19	Franklin & Marshall	W	5-0
O23	McDaniel	W	4-3
O30	Lehigh	W	3-1
N9	Harvard	T	1-1
N13	Lafayette	W	7-3
N16	Haverford	L	2-3
N23	Penn State	L	0-2
N28	at Yale	L	1-2

1930

Coach: Tom Taylor

Overall: 6-3-1

O18	Lehigh	W	3-2
O22	McDaniel	W	3-1
O29	Swarthmore	W	3-1
N1	at Harvard	L	1-2
N5	Syracuse	W	5-2
N12	Franklin & Marshall	W	3-0
N15	Haverford	L	0-1
N19	Bucknell	W	2-1
N22	Dartmouth	T	0-0
N27	Yale	L	0-2

1931

Coach: Tom Taylor

Overall: 4-3-1

O14	Franklin & Marshall	W	5-3
O17	Haverford	L	1-2
O21	McDaniel	W	7-2
O31	Bucknell	W	8-2
N11	Lehigh	T	2-2
N18	Syracuse	L	2-3
N21	Gettysburg	W	7-0
N26	at Yale	L	0-3

1932

Coach: Tom Taylor

Overall: 6-0-1

► **Voted National Champions (ISFA)**

O15	Haverford	W	2-1
O19	McDaniel	W	4-1
O26	Lafayette	W	5-1
N2	Syracuse	W	1-0
N5	at Lehigh	T	3-3
N16	Gettysburg	W	3-0
N26	Bucknell	W	6-0

1933

Coach: Tom Taylor

Overall: 5-2-0

O14	Lehigh	W	5-1
O21	Penn State	L	1-3
O25	McDaniel	W	3-0
N1	Syracuse	W	6-3
N8	Gettysburg	L	1-3
N11	at Haverford	W	2-0
N22	Bucknell	W	4-1

1934

Coach: Tom Taylor

Overall: 2-4-0

O10	McDaniel	W	4-0
O20	Gettysburg	W	4-2
O24	Lehigh	L	1-2
N3	Yale	L	2-4
N10	Haverford	L	0-4
N17	at Penn State	L	1-7

1935

Coach: Tom Taylor

Overall: 3-2-1

O5	Lehigh	W	4-0
O12	at Yale	L	1-4
O16	Haverford	W	2-1
O23	Lafayette	W	1-0
N6	Gettysburg	T	2-2
N16	Penn State	L	0-2

1936

Coach: Tom Taylor

Overall: 4-1-1

O3	Haverford	T	2-2
O10	Lafayette	W	2-1
O14	Gettysburg	W	2-1
O24	Yale	W	1-0
N7	at Lehigh	W	3-0
N21	Penn State	L	0-3

1937

Coach: Tom Taylor

Overall: 4-2-0

O9	Haverford	L	0-2
O23	at Yale	W	2-0
O30	Lafayette	W	6-0
N3	Gettysburg	W	2-1
N13	Penn State	L	0-3
N24	Lehigh	W	2-1

1938

Coach: Tom Taylor

Overall: 3-2-2

O12	Lafayette	W	3-0
O21	Yale	W	3-2
O26	Lehigh	T	1-1
N5	at Penn State	L	0-1
N9	Gettysburg	W	1-0
N19	Cornell	T	0-0
N23	at Army	L	1-2

1939

Coach: Tom Taylor

Overall: 2-3-3

O11	Gettysburg	L	1-2
O13	Lehigh	T	0-0
O18	Duke	T	0-0
O21	Cornell	T	0-0
O28	at Yale	L	1-3
N4	Penn State	L	2-3
N11	Dartmouth	W	6-1
N23	Army	W	2-1

1940

Coach: Tom Taylor

Overall: 4-3-1

O9	Gettysburg	L	1-2
O16	Virginia	W	7-0
O19	at Dartmouth	T	0-0
O23	Lafayette	W	3-1
O30	Duke	W	2-0
N2	Penn State	L	1-2
N8	Lehigh	W	2-0
N21	at Army	L	0-2

1941

Coach: Tom Taylor

Overall: 5-2-1

O4	Virginia	W	12-2
O10	Lafayette	W	1-0
O15	Gettysburg	W	6-3
O25	Duke	W	2-0
O29	Maryland	T	0-0
N1	at Penn State	L	0-5
N15	Lehigh	W	4-0
N22	Army	L	3-5

1942

Coach: Tom Taylor

Overall: 6-2-0

O14	Gettysburg	W	4-0
O21	Delaware	W	5-1
O24	at Duke	W	2-0
N4	McDaniel	L	1-2
N7	Penn State	L	0-1
N14	Bucknell	W	2-1
N18	Johns Hopkins	W	3-0
N26	at Army	W	3-2

1943

Coach: Tom Taylor

Overall: 6-0-1

► **Voted National Champions (ISFA)**

O13	Duke	W	7-0
O23	at Penn	W	3-1
O24	Lehigh	W	4-0
N6	Penn State	T	2-2
N10	Swarthmore	W	5-1
N20	Bucknell	W	7-0
N25	Army	W	3-1

1944

Coach: Tom Taylor

Overall: 6-1-0

► **Voted National Champions (NSCAA)**

O21	at Penn State	W	2-1
O28	Penn	W	8-1
N4	Muhlenberg	W	7-0
N8	Bainbridge NTC	L	1-3
N15	Bucknell	W	6-0
N18	Swarthmore	W	5-0
N25	at Army	W	1-0

1945

Coach: Tom Taylor

Overall: 7-1-0

► **Voted National Champions (NSCAA)**

O6	Swarthmore	W	5-0
O13	at Penn	W	7-1
O20	Muhlenberg	W	6-1
O27	Panzer	W	3-0
O31	Coast Guard	W	8-2
N3	Johns Hopkins	W	7-1
N17	Penn State	W	4-1
N24	Army	L	0-1

1946

Coach: Glenn Warner

Overall: 7-1-1

O16	Gettysburg	W	6-0
O19	Bucknell	W	3-1
O26	Penn State	T	1-1
O30	Haverford	W	6-4
N2	Lehigh	W	6-0
N6	Duke	W	3-0
N9	Yale	W	4-0
N16	at Swarthmore	W	2-0
N23	at Army	L	1-2

YEAR-BY-YEAR RESULTS

1947

Coach: Glenn Warner

Overall: 8-2-0

O11	Lehigh	W	1-0
O15	Gettysburg	W	3-0
O18	North Carolina	W	2-1
O22	Duke	W	3-0
O25	at Penn State	W	2-1
O29	Princeton	W	1-0
N1	Penn	L	0-1
N8	at Yale	W	2-0
N15	Swarthmore	L	2-4
N22	Army	W	1-0

1948

Coach: Glenn Warner

Overall: 9-1-1

O2	Cornell	T	2-2
O6	North Carolina	W	2-0
O9	at Penn	L	1-2
O13	Gettysburg	W	5-0
O16	Penn State	W	4-0
O20	Delaware	W	4-0
O23	Brown	W	3-0
O30	at Harvard	W	2-0
N6	Yale	W	4-2
N13	Swarthmore	W	1-0
N20	at Army	W	2-1

1949

Coach: Glenn Warner

Overall: 8-3-0

O1	Gettysburg	W	3-0
O8	at Brown	W	1-0
O12	North Carolina	W	3-0
O15	Penn	W	4-1
O19	at Princeton	L	0-3
O22	Penn State	L	0-3
O26	Haverford	W	2-1
O29	Harvard	L	1-2
N5	at Yale	W	3-1
N12	Swarthmore	W	2-0
N19	Army	W	1-0

1950

Coach: Glenn Warner

Overall: 6-4-0

O4	Gettysburg	W	5-1
O7	Yale	L	2-3
O18	Haverford	W	4-2
O21	Penn State	L	0-1
O25	Delaware	W	2-0
O28	at Penn	W	3-0
N4	Princeton	W	3-2
N8	Swarthmore	L	1-2
N11	at Dartmouth	W	2-1
N27	at Army	L	3-4

1951

Coach: Glenn Warner

Overall: 5-3-2

S29	at Yale	W	2-1
O5	McDaniel	W	6-0
O13	at Princeton	L	3-5
O20	Penn State	T	2-2
O27	at Penn	L	0-2
O31	Delaware	W	3-1
N6	Swarthmore	W	2-0
N9	Lehigh	W	6-0
N17	Univ. of Baltimore	T	0-0
N24	Army	L	1-3

1952

Coach: Glenn Warner

Overall: 3-4-3

S26	Yale	L	2-6
O4	at Cornell	L	0-5
O10	Haverford	W	5-1
O18	at Penn State	W	3-2
O24	Penn	T	1-1
N1	Princeton	T	1-1
N4	Lehigh	L	0-2
N8	Brooklyn	W	3-0
N14	Swarthmore	T	2-2
N22	at Army	L	1-2

1953

Coach: Glenn Warner

Overall: 3-5-1

S26	at Yale	L	1-2
O7	Gettysburg	W	7-0
O10	Cornell	T	0-0
O17	at Princeton	L	1-2
O25	Penn	L	2-3
O30	Maryland	L	5-6
N3	Lehigh	W	7-1
N14	Swarthmore	W	3-0
N21	Army	L	1-2

1954

Coach: Glenn Warner

Overall: 4-3-3

S24	Brooklyn	W	3-1
O2	at Cornell	W	4-1
O9	Yale	T	0-0
O16	Princeton	L	1-2
O23	Swarthmore	W	3-2
O29	Maryland	W	3-1
N3	Haverford	L	1-2
N6	at Penn State	L	0-2
N12	Penn	T	2-2
N20	at Army	T	1-1

1955

Coach: Glenn Warner

Overall: 7-3-1

O1	Brooklyn	W	2-1
O8	at Yale	L	2-3
O15	Maryland	W	4-1
O21	North Carolina State	W	5-0
O26	Pittsburgh	W	4-1
O29	at Princeton	T	0-0
N2	Haverford	W	4-2
N5	at Penn	L	1-2
N8	Penn State	L	1-3
N11	Swarthmore	W	5-4
N20	Army	W	3-0

1956

Coach: Glenn Warner

Overall: 10-2-0

S28	Brooklyn	W	6-0
O6	Princeton	W	2-0
O13	Yale	L	0-1
O20	at Virginia	W	3-1
O24	Penn	W	4-3
O27	Pittsburgh	W	5-1
N2	Slippery Rock	W	6-0
N7	Haverford	W	5-0
N10	at Swarthmore	W	2-1
N16	Penn State	W	2-1
N24	at Army	W	4-1
N27	1 vs. Maryland	L	0-1

1 - ISFA Championship (Baltimore, Md.)

1957

Coach: Glenn Warner

Overall: 5-2-3

O2	Brooklyn	W	7-0
O12	at Yale	L	0-2
O16	Maryland	T	0-0
O23	Georgetown	W	4-1
O26	at Penn	L	0-1
N2	at Penn State	T	2-2
N6	Haverford	W	4-0
N9	Pittsburgh	W	4-1
N15	Swarthmore	T	0-0
N23	Army	W	3-1

1958

Coach: Glenn Warner

Overall: 7-1-3

O4	at Duke	W	5-0
O15	at Maryland	T	0-0
O18	Pittsburgh	W	2-1
O22	Georgetown	W	10-1
O25	Penn	T	2-2
O29	Bucknell	W	4-0
N1	Penn State	W	3-2
N5	Gettysburg	W	5-2
N8	Haverford	T	0-0
N14	Swarthmore	W	4-2
N22	at Army	L	0-2

1959

Coach: Glenn Warner

Overall: 8-3-0

O3	Duke	W	7-1
O14	Maryland	L	1-5
O17	at Pittsburgh	W	4-1
O21	Virginia	W	2-1
O24	at Penn	W	4-3
O28	Bucknell	W	5-0
O31	at Penn State	L	2-4
N4	Gettysburg	W	5-1
N7	Haverford	W	5-2
N13	Swarthmore	L	0-1
N21	Army	W	2-1

1960

Coach: Glenn Warner

Overall: 7-2-2

O1	Haverford	W	2-1
O8	Bucknell	W	4-1
O14	Air Force	W	3-0
O19	SUNY Brockport	W	4-1
O22	Penn	T	1-1
O28	Penn State	L	0-1
N2	Gettysburg	W	7-1
N5	at Maryland	T	1-1
N9	West Chester	L	0-2
N12	Swarthmore	W	4-1
N19	at Army	W	2-1

1961

Coach: Glenn Warner

Overall: 9-1-1

S30	Haverford	W	6-0
O7	North Carolina	W	5-1
O14	Drexel	W	5-0
O21	West Chester	L	0-5
O28	at Penn State	W	3-1
N1	Gettysburg	W	9-1
N4	Duke	W	3-1
N8	Maryland	T	2-2
N11	Swarthmore	W	3-0
N18	at Bucknell	W	1-0
N25	Army	W	3-0

1962

Coach: Glenn Warner

Overall: 10-1-0

S28	Virginia	W	4-1
O6	North Carolina	W	4-0
O13	at Drexel	W	4-2
O20	West Chester	W	2-1
O27	Penn State	W	3-0
O31	Gettysburg	W	9-1
N3	at Duke	W	4-1
N10	Swarthmore	W	8-0
N14	at Maryland	L	1-2
N17	Bucknell	W	6-0
N24	at Army	W	1-0

1963

Coach: Glenn Warner

Overall: 12-1-0

► NCAA Tournament Runner-Up

S27	Virginia	W	6-0
O5	North Carolina	W	6-0
O12	West Chester	W	1-0
O18	Air Force	W	2-0
O26	at Penn State	W	4-0
O30	Gettysburg	W	3-0
N9	Bucknell	W	4-2
N13	Maryland	W	2-1
N16	at Swarthmore	W	4-2
N26	1 Howard	W	5-1
N30	1 West Chester	W	3-1
D5	2 vs. Army	W	4-3
D7	2 vs. Saint Louis	L	0-3

1 - NCAA Tournament (Annapolis, Md.)

2 - NCAA Championship (Brunswick, N.J.)

1964

Coach: Glenn Warner

Overall: 15-0-0

► NCAA Champions

S30	Brooklyn	W	4-1
O3	Haverford	W	5-0
O10	at North Carolina	W	7-2
O17	West Chester	W	1-0
O24	Penn State	W	1-0
O28	Gettysburg	W	5-1
O31	Seton Hall	W	5-0
N4	at Maryland	W	1-0
N10	Duke	W	5-0
N14	Swarthmore	W	2-1
N21	at Army	W	2-1
N25	1 Fairleigh Dickinson	W	2-1
N28	1 Bridgeport	W	5-3
D3	2 Saint Louis	W	2-1
D5	2 Michigan State	W	1-0

1 - NCAA Tournament (Annapolis, Md.)

2 - NCAA Championship (Providence, R.I.)

YEAR-BY-YEAR RESULTS

1965

Coach: Glenn Warner

Overall: 12-1-1

► NCAA Tournament Semifinals

S29	Brooklyn	W	11-1
O9	at West Chester	W	3-2
O16	Penn	W	3-1
O23	at Penn State	W	4-0
O27	Gettysburg	W	11-0
O30	Merchant Marine Acad.	W	7-0
N3	Duke	W	8-0
N6	North Carolina	W	2-1
N10	Maryland	W	4-2
N13	Swarthmore	W	5-0
N20	Army	T	2-2
N23	1 West Chester	W	4-1
N27	1 Brown	W	6-2
D2	2 at Saint Louis	L	1-3

1 - NCAA Tournament (Annapolis, Md.)

2 - NCAA Championship (St. Louis, Mo.)

1966

Coach: Glenn Warner

Overall: 10-1-2

► NCAA Tournament Quarterfinals

O1	Coast Guard	W	10-0
O8	North Carolina	W	3-0
O12	at Maryland	W	5-1
O15	at Penn	W	2-1
O19	Gettysburg	W	7-1
O22	West Chester	W	3-1
O26	Penn State	W	3-0
O29	at Duke	W	8-0
N4	Merchant Marine Acad.	W	14-1
N12	Swarthmore	T	1-1
N19	at Army	T	1-1
N22	1 Saint Joseph's	W	6-0
N26	2 vs. Army	L	1-3

1 - NCAA Tournament (Annapolis, Md.)

2 - NCAA Tournament (Philadelphia, Pa.)

1967

Coach: Glenn Warner

Overall: 11-2-0

► NCAA Tournament Semifinals

O7	Merchant Marine Acad.	W	3-0
O14	New York Univ.	W	3-0
O18	Gettysburg	W	17-0
O21	Penn	L	1-2
O25	at Penn State	W	1-0
O28	West Chester	W	4-0
N4	Maryland	W	2-1
N11	at Swarthmore	W	3-0
N17	Georgetown	W	7-2
N21	1 West Chester	W	5-0
N25	Army	W	4-3
N28	2 at Buffalo State	W	2-1
N30	3 at Saint Louis	L	0-1

1 - NCAA Tournament (Annapolis, Md.)

2 - NCAA Tournament (Buffalo, N.Y.)

3 - NCAA Championship (St. Louis, Mo.)

1968

Coach: Glenn Warner

Overall: 8-2-1

S28	New York Univ.	L	0-1
O5	Fordham	W	11-0
O9	Univ. of Baltimore	W	2-0
O16	Gettysburg	W	7-0
O19	at Penn	W	3-1
O23	at Maryland	L	1-2
O26	Penn State	W	3-0
N2	at West Chester	W	3-2
N9	Swarthmore	W	4-0
N16	at Georgetown	W	7-0
N23	at Army	T	1-1

1969

Coach: Glenn Warner

Overall: 8-2-2

► NCAA Tournament First Round

S27	New York Univ.	W	2-1
O4	Catholic	W	4-0
O11	West Virginia	W	8-1
O18	Penn	L	0-2
O22	Maryland	T	1-1
O25	at Penn State	W	5-0
N1	West Chester	W	2-0
N8	Swarthmore	W	4-0
N12	George Washington	W	6-0
N15	Georgetown	W	4-0
N16	1 USF	L	0-1
N22	Army	T	0-0

1 - NCAA Tournament (Annapolis, Md.)

1970

Coach: Glenn Warner

Overall: 10-2-1

► NCAA Tournament Second Round

S26	Lehigh	W	2-0
O3	Adelphi	W	4-2
O7	at Georgetown	W	4-0
O10	George Washington	W	5-0
O17	at Penn	W	1-0
O24	Penn State	L	1-2
O28	at Maryland	W	2-1
O31	West Chester	W	4-1
N7	at New York Univ.	T	0-0
N14	Swarthmore	W	4-1
N16	1 USF	W	0-0*
N21	at Army	W	2-0
N24	1 Howard	L	0-2

1 - NCAA Tournament (Annapolis, Md.)

* - Navy advanced on penalty kicks.

1971

Coach: Glenn Warner

Overall: 11-2-0

► NCAA Tournament Second Round

S25	Lehigh	W	1-0
O2	West Virginia	W	1-0
O6	Georgetown	W	8-1
O9	Catholic	W	9-0
O16	Penn	W	2-1
O23	at Penn State	L	1-2
O27	Maryland	W	3-2
O30	Washington & Lee	W	4-0
N6	Virginia	W	1-0
N13	at Swarthmore	W	2-0
N20	Army	W	2-1
N23	1 South Florida	W	3-1
N30	1 Howard	L	0-3

1 - NCAA Tournament (Annapolis, Md.)

1972

Coach: Glenn Warner

Overall: 5-5-1

S30	Brooklyn	W	2-1
O7	George Washington	W	6-0
O14	at Air Force	L	0-3
O20	at Penn	L	1-4
O28	Penn State	L	0-2
N1	at Maryland	L	0-2
N4	Washington & Lee	W	3-1
N8	at Catholic	W	5-0
N11	Swarthmore	W	4-1
N18	at Virginia	L	1-2
N25	at Army	T	2-2

1973

Coach: Glenn Warner

Overall: 7-3-1

S29	Brooklyn Coll.	W	4-0
O6	George Washington	W	2-1
O13	Air Force	T	1-1
O17	William & Mary	W	5-1
O20	Penn	L	1-4
O26	at Penn State	L	1-4
O31	Maryland	L	2-4
N3	Virginia	W	3-1
N10	Swarthmore	W	6-1
N17	at Washington & Lee	W	3-1
N24	Army	W	2-0

1974

Coach: Glenn Warner

Overall: 7-3-1

► NCAA Tournament First Round

S21	Lehigh	W	5-1
S28	Haverford	W	4-0
O4	Virginia Tech	W	5-0
O9	at George Washington	W	2-0
O18	at Penn	W	3-1
O26	Penn State	L	1-2
O30	at Maryland	T	0-0
N2	at Virginia	W	3-2
N9	Washington & Lee	W	4-0
N17	1 at Clemson	L	2-3
N23	at Army	L	1-2

1 - NCAA Tournament (Clemson, S.C.)

1975

Coach: Glenn Warner

Overall: 9-2-0

S20	at Lehigh	W	2-1
S27	Haverford	W	4-1
O3	Virginia Tech	W	1-0
O7	George Washington	W	2-1
O18	Penn	L	1-2
O24	at Penn State	L	1-2
O29	Maryland	W	2-1
N1	Washington & Lee	W	10-0
N8	at Swarthmore	W	2-1
N14	Virginia	W	2-1
N22	Army	W	2-1

1976

Coach: Greg Myers

Overall: 6-3-3

S18	Lehigh	W	1-0
S22	Swarthmore	W	5-1
S25	Haverford	L	1-2
O1	Virginia Tech	W	4-0
O9	at George Washington	W	2-0
O15	at Penn	T	1-1
O19	at Maryland	L	0-2
O22	Penn State	W	1-0
O30	Washington & Lee	W	6-0
N6	Madison College	T	2-2
N13	at Virginia	L	1-2
N20	at Army	T	1-1

1977

Coach: Greg Myers

Overall: 7-5-1

S17	at Lehigh	W	2-1
S21	Swarthmore	L	2-3
S24	William & Mary	W	4-2
S28	Duke	W	3-2
O1	Virginia Tech	W	1-0
O8	George Washington	L	1-2
O11	Maryland	L	1-2
O16	Penn	W	2-0
O20	at Penn State	L	0-5
O26	at Washington & Lee	W	4-1
N5	Madison College	T	0-0
N12	Virginia	W	1-0
N19	Army	L	1-2

1978

Coach: Greg Myers

Overall: 5-4-3

S16	Howard	T	1-1
S20	Swarthmore	W	4-0
S23	VMI	W	4-0
S26	William & Mary	W	1-0
S30	at Maryland	T	1-1
O7	at George Washington	T	1-1
O11	Catholic	W	3-2
O20	at Penn	L	1-2
N1	at Washington (Md.)	W	1-0
N4	at Duke	L	1-2
N11	at Madison College	L	0-2
N25	at Army	L	0-1

1979

Coach: Greg Myers

Overall: 11-2-4

S2	Hampden-Sydney	W	4-1
S8	at American	W	1-0
S14	Howard	L	0-3
S19	Swarthmore	T	1-1
S22	Maryland	W	1-0
S26	Washington (Md.)	T	2-2
O3	James Madison	W	1-0
O6	George Washington	W	2-1
O12	at VMI	W	3-0
O13	at Washington & Lee	W	2-0
O19	Penn	T	1-1
O26	Penn State	L	0-1
O31	at Catholic	W	1-0
N3	Duke	T	1-1
N9	Army	W	2-0
N17	1 James Madison	W	1-0
N18	1 Loyola (Md.)	W	2-1

1 - ECAC Championship (Annapolis, Md.)

YEAR-BY-YEAR RESULTS

1980

Coach: Greg Myers

Overall: 10-7-1

S7	Hampden-Sydney	W	5-0
S12	at Howard	W	2-1
S20	at Maryland	L	1-2
S23	Swarthmore	W	5-0
S27	North Carolina State	L	0-1
S28	Rutgers	L	1-2
O1	Washington (Md.)	W	3-1
O4	at George Washington	T	0-0
O8	American	W	1-0
O12	James Madison	W	2-0
O18	at Penn	L	0-1
O21	Old Dominion	W	2-0
O24	Penn State	L	0-1
O29	Catholic	L	0-2
O31	Rhode Island	W	1-0
N4	Washington & Lee	L	0-1
N7	at Army	W	3-1
N22	1 George Mason	W	1-0

1 - ECAC Championship (Annapolis, Md.)

1981

Coach: Greg Myers

Overall: 7-8-2

S2	St. John's	W	2-1
S5	Old Dominion	L	0-1
S10	Howard	L	0-1
S20	Maryland	T	1-1
S23	at Swarthmore	L	0-2
S25	vs. Campbell	L	0-3
S26	vs. Radford	W	2-1
S29	Evansville	W	2-0
O3	George Washington	L	0-1
O7	at American	T	1-1
O11	James Madison	W	2-0
O18	San Francisco	L	2-4
O20	at Towson	W	4-1
O23	Penn State	L	0-1
O28	Catholic	W	3-0
O31	UMBC	W	3-1
N6	Army	L	0-1

1982

Coach: Greg Myers

Overall: 8-6-3

S2	West Chester	W	2-1
S6	St. John's	L	2-3
S11	at Howard	L	0-1
S15	Towson	W	4-0
S18	at Maryland	L	0-5
S22	Swarthmore	W	3-1
S24	at James Madison	W	2-1
O2	at George Washington	T	0-0
O5	American	W	1-0
O8	at Old Dominion	T	0-0
O9	vs. Fairleigh Dickinson	W	2-0
O17	George Mason	L	0-1
O19	Univ. of Baltimore	W	1-0
O22	at Penn State	L	1-4
O27	at Catholic	T	2-2
O30	at UMBC	W	1-0
N5	at Army	L	1-2

1983

Coach: Greg Myers

Overall: 7-8-2

S1	St. John's	W	4-0
S5	Penn State	W	3-2
S10	at North Carolina	L	2-3
S11	at North Carolina State	L	0-1
S14	at Towson	L	0-1
S17	at Villanova	W	1-0
S23	James Madison	T	0-0
S27	at Richmond	W	3-2
O1	George Washington	T	1-1
O5	at American	L	0-3
O8	Air Force	L	1-4
O16	at George Mason	L	1-4
O19	Maryland	L	2-4
O23	Howard	L	0-2
O26	Catholic	W	1-0
O29	UMBC	W	3-0
N4	Army	W	1-0

1984

Coach: Greg Myers

Overall: 9-4-3

S1	at Penn State	L	2-6
S8	St. John's	W	4-0
S12	Villanova	W	2-0
S15	North Carolina State	T	2-2
S21	at James Madison	W	1-0
S26	Richmond	W	2-0
S29	at William & Mary	L	2-3
O6	at Air Force	L	0-1
O10	at Maryland	W	1-0
O14	George Mason	T	0-0
O21	East Carolina	W	7-0
O24	at Catholic	W	3-0
O27	at UMBC	W	2-0
O29	UNC Wilmington	W	5-1
N3	American	T	1-1
N9	at Army	L	0-1

1985

Coach: Greg Myers

Overall: 7-7-1

S1	Penn State	L	0-1
S6	St. John's	W	3-0
S14	William & Mary	T	1-1
S20	James Madison	L	0-2
S25	Maryland	L	3-4
S28	UNC Wilmington	W	1-0
S29	East Carolina	W	3-0
O5	at George Mason	L	1-2
O13	at Richmond	W	3-1
O20	at Connecticut	L	0-2
O23	Catholic	W	5-1
O27	UMBC	W	2-0
O30	at George Washington	L	1-2
N2	at American	L	0-1
N8	Army	W	2-0

1986

Coach: Greg Myers

Overall: 10-6-3

S1	at Penn State	T	1-1
S5	St. John's	W	4-0
S14	at William & Mary	L	1-2
S17	George Washington	L	1-2
S21	at James Madison	L	1-2
S24	at Maryland	L	0-2
S27	at UNC Wilmington	W	1-0
S28	at East Carolina	W	4-0
O1	Chapman College	L	0-1
O5	George Mason	T	1-1
O12	Richmond	W	2-1
O17	West Chester	W	3-1
O19	Saint Joseph's	W	3-2
O22	at Catholic	W	1-0
O25	UMBC	W	1-0
O31	Florida International	W	1-0
N1	Notre Dame	L	1-2
N3	American	T	1-1
N8	at Army	W	1-0

1987

Coach: Greg Myers

Overall: 9-9-1

S1	Penn State	L	2-3
S6	at St. John's	T	1-1
S9	Catholic	W	6-0
S12	William & Mary	L	0-2
S16	at George Washington	W	2-0
S20	James Madison	L	1-2
S23	Maryland	L	0-1
S26	UNC Wilmington	W	1-0
S27	East Carolina	W	6-2
O3	at Yale	W	2-0
O4	at Hartford	W	1-0
O10	at Richmond	L	0-1
O14	at George Mason	L	0-1
O18	at Saint Joseph's	W	1-0
O23	Boca Raton	L	1-2
O25	UMBC	W	2-0
O28	at American	L	0-1
O31	at West Chester	W	3-0
N6	Army	L	0-1

1988

Coach: Greg Myers

Overall: 8-4-4

► NCAA Tournament First Round

S11	at William & Mary	T	1-1
S14	George Washington	W	1-0
S18	at James Madison	L	0-3
S24	at UNC Wilmington	W	2-1
S25	at East Carolina	W	8-0
O1	Yale	W	1-0
O6	at UMBC	T	1-1
O8	Richmond	W	2-1
O12	George Mason	W	1-0
O15	West Chester	T	0-0
O22	at UCLA	L	0-2
O23	at San Diego State	L	0-2
O26	American	W	3-1
O30	Mount St. Mary's	W	4-1
N10	at Army	T	2-2
N13	1 Philadelphia Univ.	L	0-1

1 - NCAA Tournament (Annapolis, Md.)

1989

Coach: Greg Myers

Overall: 6-4-5

S2	Liberty	W	4-0
S6	UMBC	W	2-0
S8	vs. Hartwick	T	0-0
S9	at Oneonta State	W	3-1
S13	Seattle Pacific	W	2-1
S23	UNC Wilmington	T	0-0
S24	East Carolina	W	10-0
O6	at Richmond	L	0-1
O11	at George Mason	L	0-2
O14	at West Chester	W	2-0
O18	at American	T	0-0
O21	at Coll. of Charleston	L	1-3
O28	Army	T	2-2
N1	at George Washington	L	1-2
N4	William & Mary	T	1-1

1990

Coach: Greg Myers

Overall: 9-10-2

A30	Boca Raton	L	1-2
S4	William & Mary	L	0-2
S8	at Hartford	W	3-2
S9	vs. Vermont	W	3-2
S12	at UMBC	L	1-2
S15	at James Madison	L	0-4
S19	at Howard	L	0-1
S22	at UNC Wilmington	W	3-2
S23	at East Carolina	W	2-0
S29	at USF	L	0-2
S30	vs. UCF	W	3-1
O5	Richmond	L	0-4
O7	West Virginia	W	1-0
O10	George Mason	L	0-1
O12	West Chester	W	3-1
O17	American	T	2-2
O19	at Coll. of Charleston	T	2-2
O22	at Liberty	L	1-2
O26	at Army	W	2-0
N1	1 vs. William & Mary	W	3-2
N2	1 vs. George Mason	L	0-3

1 - CAA Tournament (Richmond, Va.)

1991

Coach: Greg Myers

Overall: 12-7-0

S7	at Lafayette	W	2-1
S11	UMBC	W	1-0
S14	vs. Shippensburg	W	5-1
S15	at Mount St. Mary's	W	2-1
S18	Howard	W	2-1
S21	at Lehigh	L	1-2
S24	Liberty	W	4-2
S27	at Charlotte	L	1-2
S29	vs. UNC Greensboro	L	1-3
O5	Holy Cross	W	3-0
O6	at West Virginia	L	0-2
O13	Fordham	W	2-0
O15	at West Chester	W	4-2
O19	Colgate	W	3-1
O25	Army	W	3-1
O30	at George Mason	L	0-1
N2	Bucknell	W	3-0
N4	George Washington	L	0-2
N9	1 Army	L	1-2

1 - Patriot League Tournament (Annapolis, Md.)



YEAR-BY-YEAR RESULTS

1992

Coach: Greg Myers

Overall: 10-6-3

S5	Buffalo	W	5-1
S6	Northeastern	W	2-1
S9	Temple	W	3-1
S12	at Colgate	L	1-3
S18	UNC Greensboro	L	2-4
S20	North Carolina	L	0-2
S23	Lehigh	W	3-0
S25	at Howard	W	1-0
S27	Lafayette	L	0-1
O3	at Holy Cross	W	3-0
O7	at UMBC	W	1-0
O10	Fordham	W	3-0
O12	West Chester	W	2-1
O14	Richmond	W	2-1
O17	West Virginia	T	2-2
O23	at Army	L	0-2
O31	at Bucknell	T	2-2
N3	at George Washington	L	1-3
N7	1 at Army	T	1-1*

1 - Patriot League Tournament (West Point, N.Y.)

* - Army advanced on penalty kicks.

1993

Coach: Greg Myers

Overall: 5-10-3

S4	vs. Air Force	T	1-1
S5	at New Hampshire	L	0-2
S8	at Temple	L	3-4
S11	Colgate	L	0-1
S14	West Chester	T	0-0
S17	at UNLV	L	1-3
S19	vs. San Diego State	L	0-2
S22	at Lehigh	W	1-0
S24	Howard	L	2-3
S26	at Lafayette	L	1-2
O2	Holy Cross	L	0-1
O6	UMBC	L	1-2
O9	at Fordham	W	2-0
O12	Old Dominion	T	1-1
O17	at West Virginia	L	0-2
O22	Army	W	1-0
O27	at Liberty	W	3-2
O31	Bucknell	W	2-0

1994

Coach: Greg Myers

Overall: 9-5-1

S3	The Citadel	W	4-0
S4	Monmouth	W	4-0
S10	at Colgate	L	0-2
S16	VMI	W	4-1
S17	Buffalo	W	5-1
S21	at Howard	L	0-1
S25	Lafayette	L	1-2
O1	at Holy Cross	T	2-2
O5	at UMBC	W	4-2
O9	Fordham	W	4-2
O12	at Old Dominion	L	0-1
O16	Philadelphia Univ.	W	1-0
O21	at Army	L	1-2
O28	Lehigh	W	2-1
O30	at Bucknell	W	3-1

1995

Coach: Greg Myers

Overall: 11-7-0

S2	Old Dominion	L	1-3
S3	St. Francis, N.Y.	W	1-0
S9	Colgate	L	0-1
S15	VCU	W	3-0
S16	Northeastern	W	2-1
S20	at Howard	W	3-0
S24	at Lafayette	W	2-1
S30	Holy Cross	L	0-1
O4	UMBC	W	2-0
O7	La Salle	L	1-2
O11	at Virginia	L	5-7
O15	at Philadelphia Univ.	L	0-1
O20	Army	W	5-2
O24	at UMES	W	7-0
O27	at Lehigh	W	1-0
O29	Bucknell	W	2-0
N4	1 at Holy Cross	W	2-0
N5	1 vs. Lafayette	L	2-3

1 - Patriot League Tournament (Worcester, Mass.)

1996

Coach: Greg Myers

Overall: 10-9-1

A31	Villanova	T	0-0
S1	Mercer	W	1-0
S7	at Colgate	L	1-2
S14	at San Francisco	L	0-1
S15	at Santa Clara	L	1-3
S18	Howard	W	2-1
S22	William & Mary	L	1-2
S27	at Old Dominion	W	4-3
S29	vs. Radford	L	1-3
O2	at UMBC	W	1-0
O5	at Holy Cross	L	0-3
O6	Lafayette	W	1-0
O9	at La Salle	L	1-2
O13	Philadelphia Univ.	W	2-0
O22	Md.-Eastern Shore	W	5-0
O25	at Army	W	1-0
N1	Lehigh	L	0-2
N3	at Bucknell	W	3-1
N9	1 at Colgate	W	2-1
N11	1 Army	L	1-4

1 - Patriot League Tournament (Hamilton, N.Y.)

1997

Coach: Greg Myers

Overall: 6-11-1

A30	St. Francis, N.Y.	W	1-0
A31	Marshall	L	0-2
S5	at Vanderbilt	L	0-2
S7	at Evansville	L	0-1
S10	Delaware	W	2-1
S13	at Colgate	L	1-2
S17	at Howard	L	1-2
S20	at William & Mary	L	0-2
S27	at Lafayette	W	2-0
O1	UMBC	W	2-1
O5	Holy Cross	L	1-2
O8	at Philadelphia Univ.	W	3-2
O18	at South Carolina	L	2-3
O19	at Coll. of Charleston	L	1-6
O24	Army	W	4-3
O31	at Lehigh	L	1-2
N2	Bucknell	L	0-2
N8	1 at Colgate	T	1-1*

1 - Patriot League Tournament (Hamilton, N.Y.)

* - Colgate advanced on penalty kicks.

1998

Coach: Greg Myers

Overall: 7-10-1

S5	Robert Morris	W	3-1
S7	Oneonta State	T	1-1
S9	Colgate	W	2-1
S12	vs. Furman	L	0-1
S13	at Coll. of Charleston	W	4-2
S16	Howard	L	2-4
S18	at Monmouth	W	1-0
S25	Brown	L	2-4
S27	Akron	L	0-2
S29	at UMBC	L	2-5
O3	at Holy Cross	L	0-1
O10	Lafayette	L	1-2
O18	Mount St. Mary's	W	1-0
O23	at Army	L	3-4
O27	at Delaware	W	2-1
O30	Lehigh	L	0-2
N1	Bucknell	W	2-0
N14	at Florida International	L	2-6

1999

Coach: Greg Myers

Overall: 11-5-2

S1	at Radford	T	3-3
S3	at VCU	T	0-0
S5	vs. St. Bonaventure	W	3-2
S11	at Colgate	W	3-1
S14	LIU Brooklyn	L	1-3
S17	at Kentucky	L	1-2
S19	vs. Dayton	L	0-6
S24	vs. La Salle	W	3-1
S26	vs. Maine	W	2-1
O2	Holy Cross	L	0-1
O5	Delaware	W	2-0
O9	at Lafayette	W	3-2
O13	at Howard	W	1-0
O22	Army	W	3-2
O29	at Lehigh	W	1-0
O31	Bucknell	W	1-0
N6	1 vs. Colgate	W	3-1
N7	1 vs. Lafayette	L	0-1

1 - Patriot League Tournament (Worcester, Mass.)

2000

Coach: Greg Myers

Overall: 9-6-1

S1	LIU Brooklyn	W	5-0
S3	Davidson	T	3-3
S6	Colgate	W	2-1
S9	vs. Howard	W	3-0
S10	vs. Mount St. Mary's	W	5-0
S15	vs. Birm.-Southern	W	1-0
S17	at Georgia State	W	1-0
S22	Wofford	W	3-0
S24	Duquesne	W	3-0
S30	at Holy Cross	W	1-0
O7	Lafayette	L	0-1
O10	at Delaware	L	0-1
O14	at Georgetown	L	0-2
O20	at Army	L	0-2
O27	Lehigh	L	1-2
O29	at Bucknell	L	1-2

2001

Coach: Greg Myers

Overall: 11-3-3

A31	La Salle	W	1-0
S2	Elon	W	1-0
S7	vs. Mount St. Mary's	T	1-1
S9	at Towson	W	1-0
S21	vs. Fordham	W	4-2
S23	vs. Hartwick	W	1-0
S26	American	L	0-1
S29	Holy Cross	T	0-0
O6	at Lafayette	W	1-0
O10	Delaware	W	2-1
O13	at Colgate	W	3-1
O19	Army	T	0-0
O23	Georgetown	W	1-0
O27	at Lehigh	L	0-2
N4	Bucknell	W	2-1
N9	vs. William & Mary	W	1-0
N16	1 at Holy Cross	L	0-1

1 - Patriot League Tournament (Worcester, Mass.)

2002

Coach: Greg Myers

Overall: 5-10-3

A30	Manhattan	W	3-0
S1	Massachusetts	W	3-2
S6	vs. Towson	L	0-1
S8	at UMBC	W	3-1
S10	at Georgetown	L	0-2
S13	at Birm.-Southern	W	2-1
S15	vs. UAB	L	0-1
S20	Appalachian State	T	0-0
S22	Liberty	L	0-1
S25	at American	L	0-3
S28	at Holy Cross	L	0-2
O1	at Delaware	L	1-2
O6	Lafayette	T	2-2
O8	at North Carolina	L	1-6
O12	Colgate	W	1-0
O18	at Army	T	0-0
O25	Lehigh	L	0-3
N3	at Bucknell	L	0-2

2003

Coach: Greg Myers

Overall: 5-10-1

S1	Birm.-Southern	L	0-1
S5	vs. Loyola	L	1-2
S7	at Towson	W	1-0
S12	vs. Hartford	L	0-1
S14	at Massachusetts	L	1-2
S19	vs. Columbia	L	1-2
S21	vs. Buffalo	W	1-0
S30	American	W	1-0
O4	Holy Cross	W	2-1
O11	at Colgate	L	0-1
O15	Delaware	T	0-0
O18	at Lafayette	L	0-2
O24	Army	W	1-0
O28	Georgetown	L	0-3
N1	Bucknell	L	0-2
N8	at Lehigh	L	1-3

YEAR-BY-YEAR RESULTS

2004

Coach: Greg Myers

Overall: 3-10-4

S1	Mount St. Mary's	T	0-0
S4	at UC Irvine	W	3-0
S6	vs. UNLV	L	0-1
S10	at Old Dominion	L	1-5
S12	vs. William & Mary	L	0-1
S18	La Salle	T	0-0
S21	at Delaware	L	0-1
S25	Philadelphia Univ.	W	3-0
S29	at American	L	0-1
O2	at Holy Cross	L	0-1
O9	Colgate	W	2-1
O13	UMBC	T	2-2
O17	Lafayette	L	0-1
O23	at Army	T	0-0
O26	at Georgetown	L	1-2
O30	at Bucknell	L	0-1
N5	Lehigh	L	0-2

2005

Coach: Rich Miranda

Overall: 8-6-2

S2	Niagara	W	4-1
S4	Georgia Southern	W	4-0
S9	vs. Davidson	L	1-2
S11	vs. Rider	W	2-0
S16	at Hartford	W	2-0
S18	at Massachusetts	L	0-2
S21	Delaware	L	0-1
S23	at Lehigh	L	0-1
S28	American	W	2-0
O2	at La Salle	W	3-1
O9	Holy Cross	W	3-1
O12	at UMBC	T	0-0
O15	at Colgate	L	0-1
O22	at Lafayette	L	0-4
O28	Army	W	4-2
N5	Bucknell	T	2-2

2006

Coach: Rich Miranda

Overall: 5-9-2

A25	vs. Virginia Tech	L	0-3
A27	vs. Saint Joseph's	W	3-1
S2	Massachusetts	L	0-2
S3	Gonzaga	W	2-1
S8	at Cal Poly	W	2-0
S10	vs. Saint Louis	L	0-2
S13	at Delaware	T	1-1
S16	Lehigh	L	1-2
S20	Mount St. Mary's	W	2-1
S30	at Holy Cross	L	0-1
O7	Colgate	T	0-0
O10	at Howard	L	2-3
O15	Lafayette	L	1-2
O20	at Army	L	3-4
O24	at American	W	1-0
O28	at Bucknell	L	0-2

2007

Coach: Rich Miranda

Overall: 7-8-2

A31	Temple	T	0-0
S2	Air Force	W	1-0
S7	vs. Iona	W	2-1
S9	vs. St. Francis, N.Y.	L	1-3
S21	at Florida Gulf Coast	W	4-0
S23	at Florida International	W	3-1
S29	Bucknell	L	0-2
O2	Philadelphia Univ.	W	3-0
O6	at Lehigh	L	0-3
O9	Howard	T	0-0
O13	American	L	0-1
O16	at West Virginia	W	1-0
O20	Holy Cross	L	1-4
O23	at Longwood	W	2-1
O27	at Colgate	L	0-1
N3	at Lafayette	L	0-3
N10	Army	L	1-2

2008

Coach: Rich Miranda

Overall: 4-11-3

A29	St. Francis, N.Y.	T	0-0
A31	Saint Mary's, Calif.	L	2-4
S5	vs. Adelphi	W	2-1
S7	vs. Lipscomb	W	3-2
S12	at Saint Joseph's	W	1-0
S16	George Washington	L	0-1
S19	vs. Air Force	L	0-1
S21	at Birm.-Southern	W	1-0
S27	at Bucknell	L	1-2
O1	at Mount St. Mary's	L	0-3
O4	Lehigh	L	0-3
O7	Longwood	L	0-2
O11	at American	L	0-2
O14	at Howard	T	0-0
O18	at Holy Cross	L	0-4
O25	Colgate	T	1-1
N1	Lafayette	L	0-3
N7	at Army	L	0-1

2009

Coach: Dave Brandt

Overall: 8-11-0

S4	Saint Joseph's	W	3-1
S6	Delaware	L	0-2
S10	vs. Mount St. Mary's	W	3-1
S12	vs. Saint Francis, Pa.	W	2-0
S18	at Temple	W	3-2
S20	at Penn	L	0-2
S23	at La Salle	L	0-4
S26	Army	W	1-0
S30	at George Washington	L	0-2
O3	Bucknell	L	0-1
O6	at Loyola	W	2-1
O10	at Lehigh	W	2-1
O14	Howard	W	1-0
O17	American	L	0-1
O20	at Duke	L	0-3
O25	Holy Cross	L	0-1
O30	at Colgate	L	0-2
N3	at Maryland	L	0-1
N7	at Lafayette	L	0-3

2010

Coach: Dave Brandt

Overall: 7-5-4

S2	Wofford	W	3-1
S4	VMI	W	5-0
S11	UMBC	W	2-0
S15	at Delaware	W	3-1
S18	at UNC Greensboro	L	0-1
S25	at Army	W	1-0
S29	George Washington	W	4-0
O2	at Bucknell	L	0-2
O5	at Howard	T	1-1
O9	Lehigh	T	0-0
O16	at American	T	0-0
O19	at Longwood	L	1-2
O23	at Holy Cross	W	3-2
O26	at North Carolina State	L	1-2
O30	Colgate	T	0-0
N6	Lafayette	L	0-1

2011

Coach: Dave Brandt

Overall: 7-7-5

A26	at VCU	L	1-4
S1	Fairleigh Dickinson	L	0-1
S3	St. Francis, N.Y.	W	2-1
S7	Loyola	T	3-3
S10	at UMBC	T	1-1
S14	Delaware	L	3-5
S17	UNC Greensboro	W	2-1
S21	at Richmond	W	2-1
S24	at Lafayette	T	0-0
S27	Longwood	L	1-2
O1	Army	W	1-0
O8	Bucknell	L	2-3
O11	at Virginia	L	0-2
O15	at Lehigh	L	0-2
O22	American	W	2-1
O25	Howard	W	3-0
O30	Holy Cross	W	2-1
N5	at Colgate	T	0-0
N11	1 at American	T	0-0*

1 - Patriot League Tournament (Washington, D.C.)

* - American advanced on penalty kicks.

2012

Coach: Dave Brandt

Overall: 7-7-3

A25	at Old Dominion	L	0-4
A30	Robert Morris	W	2-0
S8	High Point	L	0-2
S12	at Delaware	T	1-1
S15	Richmond	W	5-0
S19	at [20] George Mason	W	2-1
S22	Lafayette	W	4-2
S25	at Pittsburgh	W	3-1
S30	1 vs. Army	T	1-1
O6	at Bucknell	T	1-1
O13	Lehigh	L	1-2
O16	UMBC	L	1-2
O20	at American	L	2-3
O23	at Longwood	W	3-0
O27	at Holy Cross	L	1-2
O31	at Howard	W	3-1
N3	Colgate	L	2-3

1 - PPL Park (Chester, Pa.)

2013

Coach: Dave Brandt

Overall: 16-4-2

► NCAA Tournament Second Round

A30	at Davidson	T	1-1
S1	at Appalachian State	T	1-1
S5	St. Francis Brooklyn	L	1-2
S7	Central Connecticut	W	2-1
S14	at High Point	L	0-2
S17	at [21] UMBC	L	2-3
S21	at George Washington	W	3-0
S24	at Virginia Tech	W	2-0
S28	Boston U.	W	1-0
O9	at American	W	1-0
O12	Colgate	W	3-0
O16	at Lafayette	W	2-0
O19	at Bucknell	W	2-1
O22	NJIT	W	3-1
O26	at Holy Cross	W	1-0
O30	Lehigh	W	2-1
N2	Loyola	W	2-1
N8	1 vs. Army	W	1-0
N15	2 Bucknell	W	1-0
N17	2 Holy Cross	W	2-0
N21	3 at VCU	W	3-0
N24	4 at [12] Wake Forest	L	1-2

1 - PPL Park (Chester, Pa.)

2 - Patriot League Tournament (Annapolis, Md.)

3 - NCAA 1st Round (Richmond, Va.)

4 - NCAA 2nd Round (Winston-Salem, N.C.)

2014

Coach: Dave Brandt

Overall: 11-4-5

A29	at Air Force	T	1-1
A31	at Denver	L	2-1
S5	Appalachian State	W	5-0
S8	[10] Maryland	W	2-1
S13	at Central Connecticut	W	3-1
S16	George Washington	L	2-1
S20	at NJIT	L	1-0
S23	Longwood	W	2-0
S27	at Boston University	L	1-2
S30	[20] George Mason	T	1-1
O4	Lafayette	W	1-0
O8	[20] American	W	2-0
O11	at Colgate	W	2-0
O18	Bucknell	W	1-0
O21	UMBC	W	2-0
O25	Holy Cross	W	2-1
O29	at Lehigh	T	1-1
N1	at Loyola	T	1-1
N7	1 vs. Army	W	1-0
N14	2 vs. Bucknell	T	0-0*

1 - PPL Park (Chester, Pa.)

2 - Patriot League Tournament (Boston, Mass.)

* - Bucknell advanced on penalty kicks.

YEAR-BY-YEAR RESULTS

2015

Coach: Dave Brandt

Overall: 8-9-1

A28	at West Virginia	W	1-0
A30	at [23] Penn State	T	1-1
S4	Oakland	L	2-3
S6	Ohio State	W	3-0
S11	at Longwood	L	1-2
S14	at [4] Maryland	L	0-1
S19	Saint Joseph's	W	1-0
S22	William & Mary	L	2-3
S26	Loyola	W	1-0
O7	Lehigh	W	3-1
O10	at Holy Cross	W	1-0
O17	at Bucknell	L	0-1
O20	at UMBC	W	1-0
O24	Colgate	L	0-1
O28	at American	L	0-3
O31	at Lafayette	W	4-0
N3	1 vs. Army	L	1-2
N6	Boston University	L	1-2

1 - PPL Park (Chester, Pa.)

2016

Coach: Tim O'Donohue

Overall: 5-9-4

A26	at College of Charleston	L	0-2
A28	vs. Furman	T	1-1
S2	Northern Illinois	W	2-0
S8	at Villanova	L	1-2
S11	at George Washington	L	0-1
S17	at Saint Joseph's	W	1-0
S23	1 vs. Army	L	0-1
S27	Duquesne	T	0-0
O1	at Loyola	L	1-2
O5	at Lehigh	L	1-2
O8	Holy Cross	T	1-1
O11	Longwood	W	2-1
O15	Bucknell	L	1-2
O18	UMBC	W	2-1
O22	at Colgate	L	0-1
O26	American	T	0-0
O29	Lafayette	W	3-2
N4	at Boston U.	L	0-1

1 - Talen Energy Stadium (Chester, Pa.)

2017

Coach: Tim O'Donohue

Overall: 2-13-2

A25	at Manhattan	L	0-1
A28	NJIT	L	0-1
A31	Campbell	L	1-2
S9	James Madison	W	3-1
S13	George Washington	L	1-3
S16	at Duquesne	L	1-2
S20	at UMBC	L	0-2
S23	Holy Cross	T	1-1
S26	Saint Joseph's	W	3-0
S30	at Loyola	L	0-2
O4	at American	L	2-3
O7	Lehigh	L	0-1
O15	1 vs. Army West Point	T	0-0
O21	at Boston University	L	0-1
O25	Lafayette	L	2-3
O29	at Colgate	L	1-2
N4	Bucknell	L	0-1

1 - Talen Energy Stadium (Chester, Pa.)

2018

Coach: Tim O'Donohue

Overall: 5-11-1

A24	Manhattan	L	0-1
A27	at NJIT	L	1-2
A31	1 Air Force	L	0-2
S2	College of Charleston	T	1-1
S5	Howard	W	4-0
S8	UMBC	L	0-2
S11	at Saint Joseph's	L	0-2
S23	at Holy Cross	L	1-2
S29	Loyola	L	1-4
O3	American	L	2-3
O6	at Lehigh	L	0-1
O12	2 vs. Army	L	1-4
O20	Boston University	W	2-1
O24	at Lafayette	W	2-0
O28	Colgate	W	1-0
N3	at Bucknell	W	4-1

1 - Navy-Marine Corps Memorial Stadium (Annapolis)
2 - Talen Energy Stadium (Chester, Pa.)

2019

Coach: Tim O'Donohue

Overall: 12-4-1

A30	UNC Asheville	W	3-1
S2	George Mason	W	1-0
S6	St. Bonaventure	W	1-0
S8	Saint Peter's	W	2-0
S14	at Mount St. Mary's	W	1-0
S18	at Longwood	W	2-1
S21	Holy Cross	W	4-0
S24	Liberty	W	1-0
S28	at Loyola	W	2-0
O2	at American	W	4-0
O6	Bucknell	W	2-0
O11	1 vs. Army	T	1-1
O19	Lehigh	L	0-2
O26	at Boston U.	L	0-1
N2	at Colgate	L	1-2
N6	Lafayette	W	1-0
N9	2 Bucknell	L	0-2

1 - Talen Energy Stadium (Chester, Pa.)
2 - Patriot League Tournament (Annapolis, Md.)

2020-21

Coach: Tim O'Donohue

Overall: 4-2-1

O18	at North Carolina State	W	2-1
F28	Colgate	W	2-1
M27	Bucknell	W	1-0
A3	at Lehigh	W	2-0
A7	Loyola	L	0-2
A10	at American	T	1-1
A25	1 vs. Army	L	0-2

1 - Subaru Park (Chester, Pa.)

2021

Coach: Tim O'Donohue

Overall: 12-6-1

A26	at UMBC	T	2-2
A29	Marist	W	1-0
S3	Iona	W	2-1
S5	La Salle	W	2-0
S10	at George Washington	W	1-0
S14	Longwood	W	2-0
S18	at Boston University	L	1-0
S25	at Colgate	W	3-0
S29	Lafayette	W	3-2
O2	Holy Cross	W	3-0
O9	1 vs. Army	W	3-0
O16	at Loyola	L	2-0
O20	Mount St. Mary's	W	3-0
O23	Lehigh	L	3-2
O26	at Saint Joseph's	L	2-1
O31	Bucknell	W	1-0
N3	at American	L	3-1
N6	2 at Lehigh	W	1-0
N9	2 at American	L	4-2

1 - Subaru Park (Chester, Pa.)
2 - Patriot League Tournament

2022

Coach: Tim O'Donohue

Overall: 7-5-9

► NCAA Tournament First Round

A25	Saint Joseph's	W	1-0
A28	Fairfield	L	1-0
S2	Fairleigh Dickinson	L	1-0
S4	St. Francis Brooklyn	T	2-2
S9	George Washington	T	3-3
S13	at Longwood	W	1-0
S17	at Bucknell	W	2-0
S24	Colgate	T	1-1
S28	at Lafayette	W	1-0
O1	Boston University	T	1-1
O7	1 vs. Army	L	2-0
O15	at Lehigh	T	2-2
O19	UMBC	T	1-1
O22	at Holy Cross	T	1-1
O25	at Villanova	L	1-0
O29	Loyola	T	1-1
N2	American	W	1-0
N5	2 Lafayette	W	1-0
N8	2 at Boston University	T	0-0*
N12	2 American	W	1-0
N17	3 at Georgetown	L	2-0

1 - Subaru Park (Chester, Pa.)
2 - Patriot League Tournament
3 - NCAA Tournament (Washington, D.C.)
* - Navy advanced on penalty kicks

2023 NAVY MEN'S SOCCER

ALL-TIME SERIES RECORDS VS. D-I OPPONENTS

Opponent	GP	W	L	T	Last	Opponent	GP	W	L	T	Last	Opponent	GP	W	L	T	Last
Air Force	11	3	5	3	2018	LIU Brooklyn	2	1	1	0	2000	UNLV	2	0	2	0	2004
Akron	1	0	1	0	1998	Longwood	11	7	4	0	2022	USF	4	2	2	0	1990
American	37	13	15	9	2022	Loyola	14	5	6	3	2022	Vermont	1	1	0	0	1990
Appalachian State	3	1	0	2	2014	Manhattan	3	1	2	0	2018	VCU	4	2	1	1	2013
Army	89	41	32	16	2022	Marist	1	1	0	0	2021	Villanova	5	2	2	1	2022
Boston University	10	2	6	2	2022	Marshall	1	1	0	0	1997	Virginia	15	11	4	0	2011
Brown	4	3	1	0	1998	Maryland	39	13	17	9	2015	VMI	4	4	0	0	2010
Bucknell	49	30	15	4	2022	Massachusetts	4	1	3	0	2006	Virginia Tech	5	4	1	0	2013
Buffalo	2	2	0	0	1994	Mercer	1	1	0	0	1996	Wake Forest	1	0	1	0	2013
Cal Poly	1	1	0	0	2006	Michigan State	1	1	0	0	1964	West Virginia	8	5	2	1	2015
Campbell	2	0	2	0	2017	Monmouth	2	2	0	0	1998	William & Mary	16	5	8	3	2015
Central Conn. State	2	2	0	0	2014	Mount St. Mary's	12	8	1	2	2021	Wofford	2	2	0	0	2010
Charlotte	1	0	1	0	1991	NJIT	4	1	3	0	2018	Yale	29	12	15	2	1988
Clemson	1	0	1	0	1974	New Hampshire	1	0	1	0	1993						
Colgate	35	14	15	6	2022	Niagara	1	1	0	0	2005						
College of Charleston	6	1	2	3	2018	Notre Dame	1	0	1	0	1986						
Columbia	1	0	1	0	2003	North Carolina	12	9	3	0	2002						
Connecticut	1	0	1	0	1985	North Carolina State	6	2	3	1	2020-21						
Cornell	6	1	1	4	1954	Northeastern	2	2	0	0	1995						
Dartmouth	6	3	1	2	1950	Northern Illinois	1	1	0	0	2016						
Davidson	3	0	1	2	2013	Oakland	1	0	1	0	2015						
Dayton	1	0	1	0	1999	Ohio State	1	1	0	0	2015						
Delaware	18	9	6	3	2012	Old Dominion	9	2	5	2	2012						
Denver	1	0	1	0	2014	Penn	41	16	19	6	2009						
Drexel	2	2	0	0	1962	Penn State	62	20	36	6	2015						
Duke	18	14	2	2	2009	Pittsburgh	5	5	0	0	1959						
Duquesne	3	1	1	1	2016	Princeton	10	3	4	3	1956						
Elon	1	1	0	0	2001	Radford	3	1	1	1	1999						
Evansville	2	1	1	0	1997	Rider	1	1	0	0	2005						
Fairfield	1	0	1	0	2022	Rhode Island	1	1	0	0	1980						
Fairleigh Dickinson	4	2	2	0	2022	Robert Morris	1	1	0	0	2012						
Florida Gulf Coast	1	1	0	0	2007	Rutgers	1	0	1	0	1980						
Florida International	3	2	1	0	2007	Saint Francis U	1	1	0	0	2009						
Fordham	6	6	0	0	2001	Saint Joseph's	12	10	2	0	2022						
Furman	1	0	0	1	2016	Saint Louis	5	1	4	0	2006						
Georgetown	13	8	5	0	2022	Saint Mary's, Calif.	1	0	1	0	2008						
George Mason	14	4	7	3	2019	San Diego State	2	0	2	0	1993						
George Washington	30	13	12	5	2022	San Francisco	2	0	2	0	1996						
Georgia Southern	1	1	0	0	2005	Santa Clara	1	0	1	0	1996						
Georgia State	1	1	0	0	2000	Seton Hall	1	1	0	0	1964						
Gonzaga	1	1	0	0	2006	St. Bonaventure	2	2	0	0	2019						
Hartford	4	3	1	0	2005	St. Francis Brooklyn	7	3	2	2	2022						
Hartwick	2	1	0	1	2001	St. John's	7	5	1	1	1987						
Harvard	4	1	2	1	1949	St. Peter's	1	1	0	0	2019						
High Point	2	0	2	0	2013	Syracuse	5	4	1	0	1933						
Holy Cross	34	14	15	5	2022	Temple	4	2	1	1	2009						
Howard	28	12	12	4	2018	Towson	6	4	2	0	2003						
Iona	2	2	0	0	2021	UAB	1	0	1	0	2002						
James Madison	14	7	6	1	2018	UCF	1	1	0	0	1990						
Kentucky	1	0	1	0	1999	UC Irvine	1	1	0	0	2004						
Lafayette	47	26	17	4	2022	UCLA	1	0	1	0	1988						
La Salle	8	4	3	1	2021	UMBC	32	19	7	6	2022						
Lehigh	65	33	23	9	2022	UNC Asheville	1	1	0	0	2019						
Liberty	6	4	2	0	2019	UNC Greensboro	4	1	3	0	2011						
Lipscomb	1	1	0	0	2008	UNC Wilmington	7	6	0	1	1990						

SERIES RECORDS VS. PATRIOT LEAGUE OPPONENTS

Team	W-L	Pct.	Home	Away	Neutral	Glenn Warner	PL Tourn.	O'Donohue Era	Last 5	Last 10	as PL Members
American	13-15-9	.473	9-4-4	4-11-5	0-0-0	6-4-1	1-1-1	3-4-2	2-2-1	3-5-2	9-12-4
Army	41-32-16	.551	23-10-4	14-15-9	4-7-3	4-1-1	0-2-1	1-4-2	1-3-1	3-5-2	14-14-7
Boston U.	2-6-2	.300	2-1-1	0-5-1	0-0-0	2-1-1	0-0-1	1-4-2	1-2-2	2-6-2	2-6-2
Bucknell	30-15-4	.653	24-8-1	6-7-2	0-0-1	6-7-1	1-1-1	5-3-0	4-1-0	5-4-1	16-15-4
Colgate	14-15-6	.486	8-4-4	5-11-2	1-0-0	5-2-4	2-0-1	3-3-1	3-1-1	5-4-1	14-15-6
Holy Cross	14-15-5	.485	8-6-3	6-9-2	0-0-0	7-2-3	2-1-0	2-1-3	2-1-2	6-1-3	14-15-5
Lafayette	26-17-4	.596	18-10-3	8-5-1	0-2-0	7-5-1	1-2-0	6-1-0	5-0-0	9-1-0	16-16-2
Lehigh	33-23-9	.577	24-13-6	9-10-3	0-0-0	2-8-1	1-0-0	2-5-1	2-2-1	3-5-2	10-20-3
Loyola	5-6-3	.464	3-2-2	2-3-1	0-1-0	2-2-2	0-0-0	1-5-1	1-3-1	3-5-2	3-5-2
TOTALS	178-144-58	.545	119-58-28	54-76-26	5-10-4	41-32-15	8-7-5	24-29-12	--	--	98-118-35



SERIES RESULTS VS. D-I OPPONENTS

Air Force (3-5-3)

H: 3-2-1 ► A: 0-2-1 ► N: 0-1-1

1960	Annapolis, Md.	W	3-0
1963	Annapolis, Md.	W	2-0
1972	Colorado Springs, Colo.	L	0-3
1973	Annapolis, Md.	T	1-1
1983	Annapolis, Md.	L	1-4
1984	Colorado Springs, Colo.	L	0-1
1993	Durham, N.H.	T	1-1
2007	Annapolis, Md.	W	1-0
2008	Birmingham, Ala.	L	0-1
2014	Colorado Springs, Colo.	T	1-1
2018	Annapolis, Md.	L	0-2

Akron (0-1-0)

H: 0-0-0 ► A: 0-0-0 ► N: 0-1-0

1998	Miami, Fla.	L	0-2
------	-------------	---	-----

American (13-15-9)

H: 9-4-4 ► A: 4-11-5 ► N: 0-0-0

1979	Washington, D.C.	W	1-0
1980	Annapolis, Md.	W	1-0
1981	Washington, D.C.	T	1-1
1982	Annapolis, Md.	W	1-0
1983	Washington, D.C.	L	0-3
1984	Annapolis, Md.	T	1-1
1985	Washington, D.C.	L	0-1
1986	Annapolis, Md.	T	1-1
1987	Washington, D.C.	L	0-1
1988	Annapolis, Md.	W	3-1
1989	Washington, D.C.	T	0-0
1990	Annapolis, Md.	T	2-2
2001	Annapolis, Md.	L	0-1
2002	Washington, D.C.	L	0-3
2003	Annapolis, Md.	W	1-0
2004	Washington, D.C.	L	0-1
2005	Annapolis, Md.	W	2-0
2006	Washington, D.C.	W	1-0
2007	Annapolis, Md.	L	0-1
2008	Washington, D.C.	L	0-2
2009	Annapolis, Md.	L	0-1
2010	Washington, D.C.	T	0-0
2011	Annapolis, Md.	W	2-1
	Washington, D.C.	T	0-0
2012	Washington, D.C.	L	2-3
2013	Washington, D.C.	W	1-0
2014	Annapolis, Md.	W	2-0
2015	Washington, D.C.	L	0-3
2016	Annapolis, Md.	T	0-0
2017	Washington, D.C.	L	2-3
2018	Annapolis, Md.	L	2-3
2019	Washington, D.C.	W	4-0
2020-21	Washington, D.C.	T	1-1
2021	Washington, D.C.	L	1-3
	Washington, D.C.	L	2-4
2022	Annapolis, Md.	W	1-0
	Annapolis, Md.	W	1-0

Appalachian State (1-0-2)

H: 1-0-1 ► A: 0-0-1 ► N: 0-0-0

2002	Annapolis, Md.	T	0-0
2013	Boone, N.C.	T	1-1
2014	Annapolis, Md.	W	5-0

Army (41-32-16)

H: 23-10-4 ► A: 14-15-9 ► N: 4-7-3

1938	West Point, N.Y.	L	1-2
1939	Annapolis, Md.	W	2-1
1940	West Point, N.Y.	L	0-2
1941	Annapolis, Md.	L	3-5
1942	West Point, N.Y.	W	3-2

1943	Annapolis, Md.	W	3-1
1944	West Point, N.Y.	W	1-0
1945	Annapolis, Md.	L	0-1
1946	West Point, N.Y.	L	1-2
1947	Annapolis, Md.	W	1-0
1948	West Point, N.Y.	W	2-1
1949	Annapolis, Md.	W	1-0
1950	West Point, N.Y.	L	3-4
1951	Annapolis, Md.	L	1-3
1952	West Point, N.Y.	L	1-2
1953	Annapolis, Md.	L	1-2
1954	West Point, N.Y.	T	1-1
1955	Annapolis, Md.	W	3-0
1956	West Point, N.Y.	W	4-1
1957	Annapolis, Md.	W	3-1
1958	West Point, N.Y.	W	4-1
1959	Annapolis, Md.	W	2-1
1960	West Point, N.Y.	W	2-1
1961	Annapolis, Md.	W	3-0
1962	West Point, N.Y.	W	1-0
1963	Brunswick, N.J.	W	4-0
1964	West Point, N.Y.	W	2-1
1965	Annapolis, Md.	T	2-2
1966	West Point, N.Y.	T	1-1
	Philadelphia, Pa.	L	1-3
1967	Annapolis, Md.	W	4-3
1968	West Point, N.Y.	T	1-1
1969	Annapolis, Md.	T	0-0
1970	West Point, N.Y.	W	2-0
1971	Annapolis, Md.	W	2-1
1972	West Point, N.Y.	T	2-2
1973	Annapolis, Md.	W	2-0
1974	West Point, N.Y.	L	1-2
1975	Annapolis, Md.	W	2-1
1976	West Point, N.Y.	T	1-1
1977	Annapolis, Md.	L	1-2
1978	West Point, N.Y.	L	0-1
1979	Annapolis, Md.	W	2-0
1980	West Point, N.Y.	W	3-1
1981	Annapolis, Md.	L	0-1
1982	West Point, N.Y.	L	1-2
1983	Annapolis, Md.	W	1-0
1984	West Point, N.Y.	L	0-1
1985	Annapolis, Md.	W	2-0
1986	West Point, N.Y.	W	1-0
1987	Annapolis, Md.	L	0-1
1988	West Point, N.Y.	T	2-2
1989	Annapolis, Md.	T	2-2
1990	West Point, N.Y.	W	2-0
1991	Annapolis, Md.	W	3-1
	Annapolis, Md.	L	1-2
1992	West Point, N.Y.	L	0-2
	West Point, N.Y.	T	1-1
1993	Annapolis, Md.	W	1-0
1994	West Point, N.Y.	L	1-2
1995	Annapolis, Md.	W	5-2
1996	West Point, N.Y.	W	1-0
	Hamilton, N.Y.	L	1-4
1997	Annapolis, Md.	W	4-3
1998	West Point, N.Y.	L	3-4
1999	Annapolis, Md.	W	3-2
2000	West Point, N.Y.	L	0-2
2001	Annapolis, Md.	T	0-0
2002	West Point, N.Y.	T	0-0
2003	Annapolis, Md.	W	1-0
2004	West Point, N.Y.	T	0-0
2005	Annapolis, Md.	W	4-2
2006	West Point, N.Y.	L	3-4
2007	Annapolis, Md.	L	1-2
2008	West Point, N.Y.	L	0-1
2009	Annapolis, Md.	W	1-0
2010	West Point, N.Y.	W	1-0
2011	Annapolis, Md.	W	1-0
2012	Chester, Pa.	T	1-1
2013	Chester, Pa.	W	1-0
2014	Chester, Pa.	W	1-0

2015	Chester, Pa.	L	1-2
2016	Chester, Pa.	L	0-1
2017	Chester, Pa.	T	0-0
2018	Chester, Pa.	L	1-4
2019	Chester, Pa.	T	1-1
2020-21	Chester, Pa.	L	0-2
2021	Chester, Pa.	W	3-0
2022	Chester, Pa.	L	0-2

Boston University (2-6-2)

H: 2-1-1 ► A: 0-5-1 ► N: 0-0-0

2013	Annapolis, Md.	W	1-0
2014	Boston, Mass.	L	1-2
2015	Annapolis, Md.	L	1-2
2016	Boston, Mass.	L	0-1
2017	Boston, Mass.	L	0-1
2018	Annapolis, Md.	W	2-1
2019	Boston, Mass.	L	0-1
2021	Boston, Mass.	L	0-1
2022	Annapolis, Md.	T	1-1
	Boston, Md.	T	0-0

Brown (3-1-0)

H: 2-0-0 ► A: 1-0-0 ► N: 0-1-0

1948	Annapolis, Md.	W	3-0
1949	Providence, R.I.	W	1-0
1965	Annapolis, Md.	W	3-0
1998	Miami, Fla.	L	2-4

Bucknell (30-15-4)

H: 24-8-1 ► A: 6-7-2 ► N: 0-0-1

1930	Annapolis, Md.	W	2-1
1931	Annapolis, Md.	W	8-2
1932	Annapolis, Md.	W	6-0
1933	Annapolis, Md.	W	4-1
1942	Annapolis, Md.	W	2-1
1943	Annapolis, Md.	W	7-0
1944	Annapolis, Md.	W	6-0
1946	Annapolis, Md.	W	3-1
1958	Annapolis, Md.	W	4-0
1959	Annapolis, Md.	W	5-0
1960	Annapolis, Md.	W	4-1
1961	Annapolis, Md.	W	1-0
1962	Annapolis, Md.	W	6-0
1963	Annapolis, Md.	W	4-2
1991	Annapolis, Md.	W	3-0
1992	Lewisburg, Pa.	T	2-2
1993	Annapolis, Md.	W	2-0
1994	Lewisburg, Pa.	W	3-1
1995	Annapolis, Md.	W	2-0
1996	Lewisburg, Pa.	W	3-1
1997	Annapolis, Md.	L	0-2
1998	Lewisburg, Pa.	W	2-0
1999	Annapolis, Md.	W	1-0
2000	Lewisburg, Pa.	L	1-2
2001	Annapolis, Md.	W	2-1
2002	Lewisburg, Pa.	L	0-2
2003	Annapolis, Md.	L	0-2
2004	Lewisburg, Pa.	L	0-1
2005	Annapolis, Md.	T	2-2
2006	Lewisburg, Pa.	L	0-2
2007	Annapolis, Md.	L	0-2
2008	Lewisburg, Pa.	L	1-2
2009	Annapolis, Md.	L	0-1
2010	Lewisburg, Pa.	L	0-2
2011	Annapolis, Md.	L	2-3
2012	Lewisburg, Pa.	T	1-1
2013	Lewisburg, Pa.	W	2-1
	Annapolis, Md.	W	1-0
2014	Annapolis, Md.	W	1-0
	Boston, Mass.	T	0-0
2015	Lewisburg, Pa.	L	0-1

2016	Annapolis, Md.	L	1-2
2017	Annapolis, Md.	L	0-1
2018	Lewisburg, Pa.	W	4-1
2019	Annapolis, Md.	W	2-0
	Annapolis, Md.	L	0-2
2020-21	Annapolis, Md.	W	1-0
2021	Annapolis, Md.	W	1-0
2022	Lewisburg, Pa.	W	2-0

Cal Poly (1-0-0)

H: 0-0-0 ► A: 1-0-0 ► N: 0-0-0

2006	San Luis Obispo, Calif.	W	2-0
------	-------------------------	---	-----

Campbell (0-2-0)

H: 0-1-0 ► A: 0-0-0 ► N: 0-1-0

1981	Fairfax, Va.	L	0-3
2017	Annapolis, Md.	L	1-2

Central Conn. State (2-0-0)

H: 1-0-0 ► A: 1-0-0 ► N: 0-0-0

2013	Annapolis, Md.	W	2-1
2014	New Britain, Conn.	W	3-1

Charlotte (0-1-0)

H: 0-0-0 ► A: 0-1-0 ► N: 0-0-0

1991	Charlotte, N.C.	L	1-2
------	-----------------	---	-----

Clemson (0-1-0)

H: 0-0-0 ► A: 0-1-0 ► N: 0-0-0

1974	Clemson, S.C.	L	2-3
------	---------------	---	-----

Colgate (14-15-6)

H: 8-4-4 ► A: 5-11-2 ► N: 1-0-0

1991	Annapolis, Md.	W	3-1
1992	Hamilton, N.Y.	L	1-3
1993	Annapolis, Md.	L	0-1
1994	Hamilton, N.Y.	L	0-2
1995	Annapolis, Md.	L	0-1
1996	Hamilton, N.Y.	L	1-2
	Hamilton, N.Y.	W	2-1
1997	Hamilton, N.Y.	L	1-2
	Hamilton, N.Y.	T	1-1
1998	Annapolis, Md.	W	2-1
1999	Hamilton, N.Y.	W	3-1
	Worcester, Mass.	W	3-1
2000	Annapolis, Md.	W	2-1
2001	Hamilton, N.Y.	W	3-1
2002	Annapolis, Md.	W	1-0
2003	Hamilton, N.Y.	L	0-1
2004	Annapolis, Md.	W	2-1
2005	Hamilton, N.Y.	L	0-1
2006	Annapolis, Md.	T	0-0
2007	Hamilton, N.Y.	L	0-1
2008	Annapolis, Md.	T	1-1
2009	Hamilton, N.Y.	L	0-2
2010	Annapolis, Md.	T	0-0
2011	Hamilton, N.Y.	T	0-0
2012	Annapolis, Md.	L	2-3
2013	Annapolis, Md.	W	3-0
2014	Hamilton, N.Y.	W	2-0
2015	Annapolis, Md.	L	0-1
2016	Hamilton, N.Y.	L	0-1
2017	Hamilton, N.Y.	L	1-2
2018	Annapolis, Md.	W	1-0
2019	Hamilton, N.Y.	L	1-2
2020-21	Annapolis, Md.	W	2-1
2021	Hamilton, N.Y.	W	3-0
2022	Annapolis, Md.	T	1-1

SERIES RESULTS VS. D-I OPPONENTS

College of Charleston (1-3-2)

H: 0-0-1 ► A: 1-3-1 ► N: 0-0-0

1989	Charleston, S.C.	L	1-3
1990	Charleston, S.C.	T	2-2
1997	Charleston, S.C.	L	1-6
1998	Charleston, S.C.	W	4-2
2016	Charleston, S.C.	L	0-2
2018	Annapolis, Md.	T	1-1

Columbia (0-1-0)

H: 0-0-0 ► A: 0-0-0 ► N: 0-1-0

2003	Towson, Md.	L	1-2
------	-------------	---	-----

Connecticut (0-1-0)

H: 0-0-0 ► A: 0-1-0 ► N: 0-0-0

1985	Storrs, Conn.	L	0-2
------	---------------	---	-----

Cornell (1-1-4)

H: 0-0-4 ► A: 1-1-0 ► N: 0-0-0

1938	Annapolis, Md.	T	0-0
1939	Annapolis, Md.	T	0-0
1948	Annapolis, Md.	T	2-2
1952	Ithaca, N.Y.	L	0-5
1953	Annapolis, Md.	T	0-0
1954	Ithaca, N.Y.	W	4-1

Dartmouth (3-1-2)

H: 2-1-1 ► A: 1-0-1 ► N: 0-0-0

1924	Annapolis, Md.	W	5-1
1925	Annapolis, Md.	L	1-2
1930	Annapolis, Md.	T	0-0
1939	Annapolis, Md.	W	6-1
1940	Hanover, N.H.	T	0-0
1950	Hanover, N.H.	W	2-1

Davidson (0-1-2)

H: 0-0-1 ► A: 0-0-1 ► N: 0-1-0

2000	Annapolis, Md.	T	3-3
2005	Baltimore, Md.	L	1-2
2013	Davidson, N.C.	T	1-1

Dayton (0-1-0)

H: 0-0-0 ► A: 0-0-0 ► N: 0-1-0

1999	Lexington, Ky.	L	0-6
------	----------------	---	-----

Delaware (9-6-3)

H: 7-3-1 ► A: 2-3-2 ► N: 0-0-0

1942	Annapolis, Md.	W	5-1
1948	Annapolis, Md.	W	4-0
1950	Annapolis, Md.	W	2-0
1951	Annapolis, Md.	W	3-1
1997	Annapolis, Md.	W	2-1
1998	Newark, Del.	W	2-1
1999	Annapolis, Md.	W	2-0
2000	Newark, Del.	L	0-1
2001	Annapolis, Md.	W	2-1
2002	Newark, Del.	L	1-2
2003	Annapolis, Md.	T	0-0
2004	Newark, Del.	L	0-1
2005	Annapolis, Md.	L	0-1
2006	Newark, Del.	T	1-1
2009	Annapolis, Md.	L	0-2
2010	Newark, Del.	W	3-1
2011	Annapolis, Md.	L	3-5
2012	Newark, Del.	T	1-1

Denver (0-1-0)

H: 0-0-0 ► A: 0-1-0 ► N: 0-0-0

2014	Denver, Colo.	L	1-2
------	---------------	---	-----

Drexel (2-0-0)

H: 1-0-0 ► A: 1-0-0 ► N: 0-0-0

1961	Annapolis, Md.	W	5-0
1962	Philadelphia, Pa.	W	4-2

Duke (14-2-2)

H: 11-0-2 ► A: 3-2-0 ► N: 0-0-0

1939	Annapolis, Md.	T	0-0
1940	Annapolis, Md.	W	2-0
1941	Annapolis, Md.	W	2-0
1942	Durham, N.C.	W	2-0
1943	Annapolis, Md.	W	7-0
1946	Annapolis, Md.	W	3-0
1947	Annapolis, Md.	W	3-0
1958	Durham, N.C.	W	5-0
1959	Annapolis, Md.	W	7-1
1961	Annapolis, Md.	W	3-1
1962	Durham, N.C.	W	4-1
1964	Annapolis, Md.	W	5-0
1965	Annapolis, Md.	W	8-0
1966	Annapolis, Md.	W	8-0
1977	Annapolis, Md.	W	3-2
1978	Durham, N.C.	L	1-2
1979	Annapolis, Md.	T	1-1
2009	Durham, N.C.	L	0-3

Duquesne (1-1-1)

H: 1-0-1 ► A: 0-1-0 ► N: 0-0-0

2000	Annapolis, Md.	W	3-0
2016	Annapolis, Md.	T	0-0
2017	Pittsburgh, Pa.	L	1-2

Elon (1-0-0)

H: 1-0-0 ► A: 0-0-0 ► N: 0-0-0

2001	Annapolis, Md.	W	1-0
------	----------------	---	-----

Evansville (1-1-0)

H: 1-0-0 ► A: 0-1-0 ► N: 0-0-0

1981	Annapolis, Md.	W	2-0
1997	Evansville, Ind.	L	0-1

Fairfield (0-1-0)

H: 0-1-0 ► A: 0-0-0 ► N: 0-0-0

2022	Annapolis, Md.	L	0-1
------	----------------	---	-----

Fairleigh Dickinson (2-2-0)

H: 1-2-0 ► A: 0-0-0 ► N: 1-0-0

1964	Annapolis, Md.	W	2-1
1982	Norfolk, Va.	W	2-0
2011	Annapolis, Md.	L	0-1
2022	Annapolis, Md.	L	0-1

Florida Gulf Coast (1-0-0)

H: 0-0-0 ► A: 1-0-0 ► N: 0-0-0

2007	Fort Myers, Fla.	W	4-0
------	------------------	---	-----

FIU (2-1-0)

H: 1-0-0 ► A: 1-1-0 ► N: 0-0-0

1986	Annapolis, Md.	W	1-0
1998	Miami, Fla.	L	2-6
2007	Miami, Fla.	W	3-1

Fordham (6-0-0)

H: 4-0-0 ► A: 1-0-0 ► N: 1-0-0

1968	Annapolis, Md.	W	11-0
1991	Annapolis, Md.	W	2-0
1992	Annapolis, Md.	W	3-0
1993	Bronx, N.Y.	W	2-0
1994	Annapolis, Md.	W	4-2
2001	West Point, N.Y.	W	4-2

Furman (0-0-1)

H: 0-0-0 ► A: 0-0-0 ► N: 0-0-1

2016	Charleston, S.C.	T	1-1
------	------------------	---	-----

Georgetown (8-5-0)

H: 6-1-0 ► A: 2-4-0 ► N: 0-0-0

1957	Annapolis, Md.	W	4-1
1958	Annapolis, Md.	W	10-1
1967	Annapolis, Md.	W	7-2
1968	Washington, D.C.	W	7-0
1969	Annapolis, Md.	W	4-0
1970	Washington, D.C.	W	4-0
1971	Annapolis, Md.	W	8-1
2000	Washington, D.C.	L	0-2
2001	Annapolis, Md.	W	1-0
2002	Washington, D.C.	L	0-2
2003	Annapolis, Md.	L	0-3
2004	Washington, D.C.	L	1-2
2022	Washington, D.C.	L	0-2

George Mason (4-7-3)

H: 3-2-3 ► A: 1-5-0 ► N: 0-0-0

1980	Annapolis, Md.	W	1-0
1982	Annapolis, Md.	L	0-1
1983	Fairfax, Va.	L	1-4
1984	Annapolis, Md.	T	0-0
1985	Fairfax, Va.	L	1-2
1986	Annapolis, Md.	T	1-1
1987	Fairfax, Va.	L	0-1
1988	Annapolis, Md.	W	1-0
1989	Fairfax, Va.	L	0-2
1990	Annapolis, Md.	L	0-1
1991	Fairfax, Va.	L	0-1
2012	Fairfax, Va.	W	2-1
2014	Annapolis, Md.	T	1-1
2019	Annapolis, Md.	W	1-0

George Washington (13-12-5)

H: 8-7-2 ► A: 5-5-3 ► N: 0-0-0

1969	Annapolis, Md.	W	6-0
1970	Annapolis, Md.	W	5-0
1972	Annapolis, Md.	W	6-0
1973	Annapolis, Md.	W	2-1
1974	Washington, D.C.	W	2-0
1975	Annapolis, Md.	W	2-1
1976	Washington, D.C.	W	2-0
1977	Annapolis, Md.	L	1-2
1978	Washington, D.C.	T	1-1
1979	Annapolis, Md.	W	2-1
1980	Washington, D.C.	T	0-0
1981	Annapolis, Md.	L	0-1
1982	Washington, D.C.	T	0-0
1983	Annapolis, Md.	T	1-1
1985	Washington, D.C.	L	1-2
1986	Annapolis, Md.	L	1-2
1987	Washington, D.C.	W	2-0
1988	Annapolis, Md.	W	1-0
1989	Washington, D.C.	L	1-2
1991	Annapolis, Md.	L	0-2
1992	Washington, D.C.	L	1-3
2008	Annapolis, Md.	L	0-1

2009	Washington, D.C.	L	0-2
2010	Annapolis, Md.	W	4-0
2013	Washington, D.C.	W	3-0
2014	Annapolis, Md.	L	1-2
2016	Washington, D.C.	L	0-1
2017	Annapolis, Md.	L	1-3
2021	Washington, D.C.	W	1-0
2022	Annapolis, Md.	T	3-3

Georgia Southern (1-0-0)

H: 1-0-0 ► A: 0-0-0 ► N: 0-0-0

2005	Annapolis, Md.	W	4-0
------	----------------	---	-----

Georgia State (1-0-0)

H: 0-0-0 ► A: 1-0-0 ► N: 0-0-0

2000	Atlanta, Ga.	W	1-0
------	--------------	---	-----

Gonzaga (1-0-0)

H: 1-0-0 ► A: 0-0-0 ► N: 0-0-0

2006	Annapolis, Md.	W	2-1
------	----------------	---	-----

Hartford (3-1-0)

H: 0-0-0 ► A: 3-0-0 ► N: 0-1-0

1987	Hartford, Conn.	W	1-0
1990	Hartford, Conn.	W	3-2
2003	Amherst, Mass.	L	0-1
2005	Hartford, Conn.	W	2-0

Hartwick (1-0-1)

H: 0-0-0 ► A: 0-0-0 ► N: 1-0-1

1989	Oneonta, N.Y.	T	0-0
2001	West Point, N.Y.	W	1-0

Harvard (1-2-1)

H: 0-1-1 ► A: 1-0-1 ► N: 0-0-0

1929	Annapolis, Md.	T	1-1
1930	Cambridge, Mass.	L	1-2
1948	Cambridge, Mass.	W	2-0
1949	Annapolis, Md.	L	1-2

High Point (0-2-0)

H: 0-1-0 ► A: 0-1-0 ► N: 0-0-0

2012	Annapolis, Md.	L	0-2
2013	High Point, N.C.	L	0-2

Holy Cross (14-15-5)

H: 9-6-3 ► A: 5-9-2 ► N: 0-0-0

1991	Annapolis, Md.	W	3-0
1992	Worcester, Mass.	W	3-0
1993	Annapolis, Md.	L	0-1
1994	Worcester, Mass.	T	2-2
1995	Annapolis, Md.	L	0-1
	Worcester, Mass.	W	2-0
1996	Worcester, Mass.	L	0-3
1997	Annapolis, Md.	L	1-2
1998	Worcester, Mass.	L	0-1
1999	Annapolis, Md.	L	0-1
2000	Worcester, Mass.	W	1-0
2001	Annapolis, Md.	T	0-0
	Worcester, Mass.	L	0-1
2002	Worcester, Mass.	L	0-2
2003	Annapolis, Md.	W	2-1
2004	Worcester, Mass.	L	0-1
2005	Annapolis, Md.	W	3-1
2006	Worcester, Mass.	L	0-1
2007	Annapolis, Md.	L	1-4

SERIES RESULTS VS. D-I OPPONENTS

2008	Worcester, Mass.	L	0-4
2009	Annapolis, Md.	L	0-1
2010	Worcester, Mass.	W	3-2
2011	Annapolis, Md.	W	2-1
2012	Worcester, Mass.	L	1-2
2013	Worcester, Mass.	W	1-0
	Annapolis, Md.	W	2-0
2014	Annapolis, Md.	W	2-1
2015	Worcester, Mass.	W	1-0
2016	Annapolis, Md.	T	1-1
2017	Annapolis, Md.	T	1-1
2018	Worcester, Mass.	L	1-2
2019	Annapolis, Md.	W	4-0
2021	Annapolis, Md.	W	3-0
2022	Worcester, Mass.	T	1-1

Howard (12-12-4)

H: 7-7-2 ► A: 4-5-2 ► N: 1-0-0

1963	Annapolis, Md.	W	5-1
1970	Annapolis, Md.	L	0-2
1971	Annapolis, Md.	L	0-3
1978	Annapolis, Md.	T	1-1
1979	Annapolis, Md.	L	0-3
1980	Washington, D.C.	W	2-1
1981	Annapolis, Md.	L	0-1
1982	Washington, D.C.	L	0-1
1983	Annapolis, Md.	L	0-2
1990	Washington, D.C.	L	0-1
1991	Annapolis, Md.	W	2-1
1992	Washington, D.C.	W	1-0
1993	Annapolis, Md.	L	2-3
1994	Washington, D.C.	L	0-1
1995	Washington, D.C.	W	3-0
1996	Annapolis, Md.	W	2-1
1997	Washington, D.C.	L	1-2
1998	Annapolis, Md.	L	2-4
1999	Washington, D.C.	W	1-0
2000	Towson, Md.	W	3-0
2006	Washington, D.C.	L	2-3
2007	Annapolis, Md.	T	0-0
2008	Washington, D.C.	T	0-0
2009	Annapolis, Md.	W	1-0
2010	Washington, D.C.	T	1-1
2011	Annapolis, Md.	W	3-0
2012	Washington, D.C.	W	3-1
2018	Annapolis, Md.	W	4-0

Iona (2-0-0)

H: 0-0-0 ► A: 0-0-0 ► N: 1-0-0

2007	Baltimore, Md.	W	2-1
2021	Annapolis, Md.	W	2-1

James Madison (7-6-1)

H: 5-2-1 ► A: 2-4-0 ► N: 0-0-0

1979	Annapolis, Md.	W	1-0
	Annapolis, Md.	W	1-0
1980	Annapolis, Md.	W	2-0
1981	Annapolis, Md.	W	2-0
1982	Harrisonburg, Va.	W	2-1
1983	Annapolis, Md.	T	0-0
1984	Harrisonburg, Va.	W	1-0
1985	Annapolis, Md.	L	0-2
1986	Harrisonburg, Va.	L	1-2
1987	Annapolis, Md.	L	1-2
1988	Harrisonburg, Va.	L	0-3
1990	Harrisonburg, Va.	L	0-4
2017	Annapolis, Md.	W	3-1
2018	Harrisonburg, Va.	L	0-1

Kentucky (0-1-0)

H: 0-0-0 ► A: 0-1-0 ► N: 0-0-0

1999	Lexington, Ky.	L	1-2
------	----------------	---	-----

Lafayette (26-17-4)

H: 18-10-3 ► A: 8-5-1 ► N: 0-2-0

1923	Annapolis, Md.	T	0-0
1924	Annapolis, Md.	T	2-2
1926	Annapolis, Md.	W	3-0
1927	Annapolis, Md.	L	0-2
1928	Annapolis, Md.	W	6-0
1929	Annapolis, Md.	W	7-3
1932	Annapolis, Md.	W	5-1
1935	Annapolis, Md.	W	1-0
1936	Annapolis, Md.	W	2-1
1937	Annapolis, Md.	W	6-0
1938	Annapolis, Md.	W	3-0
1940	Annapolis, Md.	W	3-1
1941	Annapolis, Md.	W	1-0
1991	Easton, Pa.	W	2-1
1992	Annapolis, Md.	L	0-1
1993	Easton, Pa.	L	1-2
1994	Annapolis, Md.	L	1-2
1995	Easton, Pa.	W	2-1
	Worcester, Mass.	L	2-3
1996	Annapolis, Md.	W	1-0
1997	Easton, Pa.	W	2-0
1998	Annapolis, Md.	L	1-2
1999	Easton, Pa.	W	3-2
	Worcester, Mass.	L	0-1
2000	Annapolis, Md.	L	0-1
2001	Easton, Pa.	W	1-0
2002	Annapolis, Md.	T	2-2
2003	Easton, Pa.	L	0-2
2004	Annapolis, Md.	L	0-1
2005	Easton, Pa.	L	0-4
2006	Annapolis, Md.	L	1-2
2007	Easton, Pa.	L	0-3
2008	Annapolis, Md.	L	0-3
2009	Easton, Pa.	L	0-3
2010	Annapolis, Md.	L	0-1
2011	Easton, Pa.	T	0-0
2012	Annapolis, Md.	W	4-2
2013	Easton, Pa.	W	2-0
2014	Annapolis, Md.	W	1-0
2015	Easton, Pa.	W	4-0
2016	Annapolis, Md.	W	3-2
2017	Annapolis, Md.	L	2-3
2018	Easton, Pa.	W	2-0
2019	Annapolis, Md.	W	1-0
2021	Annapolis, Md.	W	3-2
2022	Easton, Pa.	W	1-0
	Annapolis, Md.	W	1-0

La Salle (4-3-1)

H: 2-1-1 ► A: 1-2-0 ► N: 1-0-0

1995	Annapolis, Md.	L	1-2
1996	Philadelphia, Pa.	L	1-2
1999	West Point, N.Y.	W	3-1
2001	Annapolis, Md.	W	1-0
2004	Annapolis, Md.	T	0-0
2005	Philadelphia, Pa.	W	3-1
2009	Philadelphia, Pa.	L	0-4
2021	Annapolis, Md.	W	2-0

Lehigh (33-23-9)

H: 24-13-6 ► A: 9-10-3 ► N: 0-0-0

1922	Annapolis, Md.	W	2-0
1923	Annapolis, Md.	T	4-4
1924	Annapolis, Md.	T	1-1
1925	Annapolis, Md.	W	2-0
1926	Annapolis, Md.	W	2-1

1927	Bethlehem, Pa.	L	0-2
1928	Annapolis, Md.	W	2-0
1929	Annapolis, Md.	W	3-1
1930	Annapolis, Md.	W	3-2
1931	Annapolis, Md.	T	2-2
1932	Bethlehem, Pa.	T	3-3
1933	Annapolis, Md.	W	5-1
1934	Annapolis, Md.	L	1-2
1935	Annapolis, Md.	W	4-0
1936	Bethlehem, Pa.	W	3-0
1937	Annapolis, Md.	W	2-1
1938	Annapolis, Md.	T	1-1
1939	Annapolis, Md.	T	0-0
1940	Annapolis, Md.	W	2-0
1941	Annapolis, Md.	W	4-0
1943	Annapolis, Md.	W	4-0
1946	Annapolis, Md.	W	6-0
1947	Annapolis, Md.	W	1-0
1951	Annapolis, Md.	W	6-0
1952	Annapolis, Md.	L	0-2
1953	Annapolis, Md.	W	7-1
1970	Annapolis, Md.	W	2-0
1971	Annapolis, Md.	W	1-0
1974	Annapolis, Md.	W	5-1
1975	Bethlehem, Pa.	W	2-1
1976	Annapolis, Md.	W	1-0
1977	Bethlehem, Pa.	W	2-1
1991	Bethlehem, Pa.	L	1-2
1992	Annapolis, Md.	W	3-0
1993	Bethlehem, Pa.	W	1-0
1994	Annapolis, Md.	W	2-1
1995	Bethlehem, Pa.	W	1-0
1996	Annapolis, Md.	L	0-2
1997	Bethlehem, Pa.	L	1-2
1998	Annapolis, Md.	L	0-2
1999	Bethlehem, Pa.	W	1-0
2000	Annapolis, Md.	L	1-2
2001	Bethlehem, Pa.	L	0-2
2002	Annapolis, Md.	L	0-3
2003	Bethlehem, Pa.	L	1-3
2004	Annapolis, Md.	L	0-2
2005	Bethlehem, Pa.	L	0-1
2006	Annapolis, Md.	L	1-2
2007	Bethlehem, Pa.	L	0-3
2008	Annapolis, Md.	L	0-3
2009	Bethlehem, Pa.	W	2-1
2010	Annapolis, Md.	T	0-0
2011	Bethlehem, Pa.	L	0-2
2012	Annapolis, Md.	L	1-2
2013	Annapolis, Md.	W	2-1
2014	Bethlehem, Pa.	T	1-1
2015	Annapolis, Md.	W	3-1
2016	Bethlehem, Pa.	L	1-2
2017	Annapolis, Md.	L	0-1
2018	Bethlehem, Pa.	L	0-1
2019	Annapolis, Md.	L	0-2
2020-21	Bethlehem, Pa.	W	2-0
2021	Annapolis, Md.	L	2-3
	Bethlehem, Pa.	W	1-0
2022	Bethlehem, Pa.	T	2-2

Liberty (4-2-0)

H: 3-1-0 ► A: 1-1-0 ► N: 0-0-0

1989	Annapolis, Md.	W	4-0
1990	Lynchburg, Va.	L	1-2
1991	Annapolis, Md.	W	4-2
1992	Lynchburg, Va.	W	3-2
2002	Annapolis, Md.	L	0-1
2019	Annapolis, Md.	W	1-0

Lipscomb (1-0-0)

H: 0-0-0 ► A: 0-0-0 ► N: 1-0-0

2008	Baltimore, Md.	W	3-2
------	----------------	---	-----

LIU (1-1-0)

H: 1-1-0 ► A: 0-0-0 ► N: 0-0-0

1999	Annapolis, Md.	L	1-3
2000	Annapolis, Md.	W	5-0

Longwood (7-4-0)

H: 3-2-0 ► A: 4-2-0 ► N: 0-0-0

2007	Farmville, Va.	W	2-1
2008	Annapolis, Md.	L	0-2
2010	Farmville, Va.	L	1-2
2011	Annapolis, Md.	L	1-2
2012	Farmville, Va.	W	3-0
2014	Annapolis, Md.	W	2-0
2015	Farmville, Va.	L	1-2
2016	Annapolis, Md.	W	2-1
2019	Farmville, Va.	W	2-1
2021	Annapolis, Md.	W	2-0
2022	Farmville, Va.	W	1-0

Loyola (5-6-3)

H: 3-2-2 ► A: 2-3-1 ► N: 0-1-0

1979	Annapolis, Md.	W	2-1
2003	Towson, Md.	L	1-2
2009	Baltimore, Md.	W	2-1
2011	Annapolis, Md.	T	3-3
2013	Annapolis, Md.	W	2-1
2014	Baltimore, Md.	T	1-1
2015	Annapolis, Md.	W	1-0
2016	Baltimore, Md.	L	1-2
2017	Baltimore, Md.	L	0-2
2018	Annapolis, Md.	L	1-4
2019	Baltimore, Md.	W	2-0
2020-21	Annapolis, Md.	L	0-2
2021	Baltimore, Md.	L	0-2
2022	Annapolis, Md.	T	1-1

Manhattan (1-2-0)

H: 1-1-0 ► A: 0-1-0 ► N: 0-0-0

2002	Annapolis, Md.	W	3-0
2017	Riverdale, N.Y.	L	0-1
2018	Annapolis, Md.	L	0-1

Marist (1-0-0)

H: 1-0-0 ► A: 0-0-0 ► N: 0-0-0

2021	Annapolis, Md.	W	1-0
------	----------------	---	-----

Marshall (1-0-0)

H: 1-0-0 ► A: 0-0-0 ► N: 0-0-0

1997	Annapolis, Md.	L	0-2
------	----------------	---	-----

Maryland (13-17-9)

H: 9-7-5 ► A: 4-9-4 ► N: 0-1-0

1941	Annapolis, Md.	T	0-0
1953	Annapolis, Md.	L	5-6
1954	Annapolis, Md.	W	3-1
1955	Annapolis, Md.	W	4-1
1956	Baltimore, Md.	L	0-1
1957	Annapolis, Md.	T	0-0
1958	College Park, Md.	T	0-0
1959	Annapolis, Md.	L	1-5
1960	College Park, Md.	T	1-1
1961	Annapolis, Md.	T	2-2
1962	College Park, Md.	L	1-2
1963	Annapolis, Md.	W	2-1
1964	College Park, Md.	W	1-0
1965	Annapolis, Md.	W	4-2
1966	College Park, Md.	W	5-1
1967	Annapolis, Md.	W	2-1

SERIES RESULTS VS. D-I OPPONENTS

1968	College Park, Md.	L	1-2
1969	Annapolis, Md.	T	1-1
1970	College Park, Md.	W	2-1
1971	Annapolis, Md.	W	3-2
1972	College Park, Md.	L	0-2
1973	Annapolis, Md.	L	2-4
1974	College Park, Md.	T	0-0
1975	Annapolis, Md.	W	2-1
1976	College Park, Md.	L	0-2
1977	Annapolis, Md.	L	1-2
1978	College Park, Md.	T	1-1
1979	Annapolis, Md.	W	1-0
1980	College Park, Md.	L	1-2
1981	Annapolis, Md.	T	1-1
1982	College Park, Md.	L	0-5
1983	Annapolis, Md.	L	2-4
1984	College Park, Md.	W	1-0
1985	Annapolis, Md.	L	3-4
1986	College Park, Md.	L	0-2
1987	Annapolis, Md.	L	0-1
2009	College Park, Md.	L	0-1
2014	Annapolis, Md.	W	2-1
2015	College Park, Md.	L	0-1

Massachusetts (1-3-0)

H: 1-1-0 ► A: 0-2-0 ► N: 0-0-0

2002	Annapolis, Md.	W	3-2
2003	Amherst, Mass.	L	1-2
2005	Amherst, Mass.	L	0-2
2006	Annapolis, Md.	L	0-2

Mercer (1-0-0)

H: 1-0-0 ► A: 0-0-0 ► N: 0-0-0

1996	Annapolis, Md.	W	1-0
------	----------------	---	-----

Michigan State (1-0-0)

H: 0-0-0 ► A: 0-0-0 ► N: 1-0-0

1964	Providence, R.I.	W	1-0
------	------------------	---	-----

Monmouth (2-0-0)

H: 1-0-0 ► A: 0-1-0 ► N: 0-0-0

1994	Annapolis, Md.	W	4-0
1998	West Long Branch, N.J.	W	1-0

Mount St. Mary's (8-1-2)

H: 4-0-1 ► A: 2-1-0 ► N: 2-0-1

1988	Annapolis, Md.	W	4-1
1991	Emmitsburg, Md.	W	1-0
1998	Annapolis, Md.	W	1-0
2000	Towson, Md.	W	5-0
2001	Towson, Md.	T	1-1
2004	Annapolis, Md.	T	0-0
2006	Annapolis, Md.	W	2-1
2008	Emmitsburg, Md.	L	0-3
2009	Baltimore, Md.	W	3-1
2019	Emmitsburg, Md.	W	1-0
2021	Annapolis, Md.	W	3-0

NJIT (1-3-0)

H: 1-1-0 ► A: 0-2-0 ► N: 0-0-0

2013	Annapolis, Md.	W	3-1
2014	Newark, N.J.	L	0-1
2017	Annapolis, Md.	L	0-1
2018	Hillside, N.J.	L	1-2

New Hampshire (0-1-0)

H: 0-0-0 ► A: 0-1-0 ► N: 0-0-0

1993	Durham, N.H.	L	0-2
------	--------------	---	-----

Niagara (1-0-0)

H: 1-0-0 ► A: 0-0-0 ► N: 0-0-0

2005	Annapolis, Md.	W	4-1
------	----------------	---	-----

Notre Dame (0-1-0)

H: 0-0-0 ► A: 0-1-0 ► N: 0-0-0

1986	South Bend, Ind.	L	1-2
------	------------------	---	-----

North Carolina (9-3-0)

H: 8-1-0 ► A: 1-2-0 ► N: 0-0-0

1947	Annapolis, Md.	W	2-1
1948	Annapolis, Md.	W	2-0
1949	Annapolis, Md.	W	3-0
1961	Annapolis, Md.	W	5-1
1962	Annapolis, Md.	W	4-0
1963	Annapolis, Md.	W	6-0
1964	Chapel Hill, N.C.	W	7-2
1965	Annapolis, Md.	W	2-1
1966	Annapolis, Md.	W	3-0
1983	Chapel Hill, N.C.	L	2-3
1992	Annapolis, Md.	L	0-2
2002	Chapel Hill, N.C.	L	1-6

N.C. State (2-3-1)

H: 1-1-1 ► A: 1-1-0 ► N: 0-0-0

1955	Annapolis, Md.	W	5-0
1980	Annapolis, Md.	L	0-1
1983	Raleigh, N.C.	L	0-1
1984	Annapolis, Md.	T	2-2
2010	Raleigh, N.C.	L	1-2
2020-21	Raleigh, N.C.	W	2-1

Northern Illinois (1-0-0)

H: 1-0-0 ► A: 0-0-0 ► N: 0-0-0

2016	Annapolis, Md.	W	2-0
------	----------------	---	-----

Northeastern (2-0-0)

H: 2-0-0 ► A: 0-0-0 ► N: 0-0-0

1992	Annapolis, Md.	W	2-1
1995	Annapolis, Md.	W	2-1

Oakland (0-1-0)

H: 0-1-0 ► A: 0-0-0 ► N: 0-0-0

2015	Annapolis, Md.	L	2-3
------	----------------	---	-----

Ohio State (1-0-0)

H: 1-0-0 ► A: 0-0-0 ► N: 0-0-0

2015	Annapolis, Md.	W	3-0
------	----------------	---	-----

Old Dominion (2-5-2)

H: 1-2-1 ► A: 1-3-1 ► N: 0-0-0

1980	Annapolis, Md.	W	2-0
1981	Annapolis, Md.	L	0-1
1982	Norfolk, Va.	T	0-0
1993	Annapolis, Md.	T	1-1
1994	Norfolk, Va.	L	0-1
1995	Annapolis, Md.	L	1-3
1996	Norfolk, Va.	W	4-3
2004	Norfolk, Va.	L	1-5
2012	Norfolk, Va.	L	0-4

Penn (16-19-6)

H: 8-9-5 ► A: 8-10-1 ► N: 0-0-0

1921	Annapolis, Md.	L	1-4
1922	Annapolis, Md.	L	1-2
1923	Annapolis, Md.	W	2-1
1924	Philadelphia, Pa.	L	0-6
1925	Annapolis, Md.	L	1-7
1927	Annapolis, Md.	W	3-0
1928	Philadelphia, Pa.	L	2-8
1943	Philadelphia, Pa.	W	3-1
1944	Annapolis, Md.	W	8-1
1945	Philadelphia, Pa.	W	7-1
1947	Annapolis, Md.	L	0-1
1948	Philadelphia, Pa.	L	1-2
1949	Annapolis, Md.	W	4-1
1950	Philadelphia, Pa.	W	3-0
1951	Philadelphia, Pa.	L	0-2
1952	Annapolis, Md.	T	1-1
1953	Annapolis, Md.	L	2-3
1954	Annapolis, Md.	T	2-2
1955	Philadelphia, Pa.	L	1-2
1956	Annapolis, Md.	W	4-3
1957	Philadelphia, Pa.	L	0-1
1958	Annapolis, Md.	T	2-2
1959	Philadelphia, Pa.	W	4-3
1960	Annapolis, Md.	T	1-1
1965	Annapolis, Md.	W	3-1
1966	Philadelphia, Pa.	W	2-1
1967	Annapolis, Md.	L	1-2
1968	Philadelphia, Pa.	W	3-1
1969	Annapolis, Md.	L	0-2
1970	Philadelphia, Pa.	W	1-0
1971	Annapolis, Md.	W	2-1
1972	Philadelphia, Pa.	L	1-4
1973	Annapolis, Md.	L	1-4
1974	Philadelphia, Pa.	W	3-1
1975	Annapolis, Md.	L	1-2
1976	Philadelphia, Pa.	T	1-1
1977	Annapolis, Md.	W	2-0
1978	Philadelphia, Pa.	L	1-2
1979	Annapolis, Md.	T	1-1
1980	Philadelphia, Pa.	L	0-1
2009	Philadelphia, Pa.	L	0-2

Penn State (20-36-6)

H: 12-23-4 ► A: 8-13-2 ► N: 0-0-0

1922	Annapolis, Md.	L	2-3
1923	State College, Pa.	L	2-3
1924	Annapolis, Md.	L	0-2
1925	Annapolis, Md.	W	4-1
1926	State College, Pa.	L	1-5
1927	Annapolis, Md.	W	3-1
1928	Annapolis, Md.	L	1-2
1929	Annapolis, Md.	L	0-2
1933	Annapolis, Md.	L	1-3
1934	State College, Pa.	L	1-7
1935	Annapolis, Md.	L	0-2
1936	Annapolis, Md.	L	0-3
1937	Annapolis, Md.	L	0-3
1938	State College, Pa.	L	0-1
1939	Annapolis, Md.	L	2-3
1940	Annapolis, Md.	L	1-2
1941	Annapolis, Md.	L	0-5
1942	Annapolis, Md.	L	0-1
1943	Annapolis, Md.	T	2-2
1944	State College, Pa.	W	2-1
1945	Annapolis, Md.	W	4-1
1946	Annapolis, Md.	T	1-1
1947	State College, Pa.	W	2-1
1948	Annapolis, Md.	W	4-0
1949	Annapolis, Md.	L	0-3
1950	Annapolis, Md.	L	0-1
1951	Annapolis, Md.	T	2-2
1952	State College, Pa.	W	3-2
1954	State College, Pa.	L	0-2

1955	Annapolis, Md.	L	1-3
1956	Annapolis, Md.	W	2-1
1957	State College, Pa.	T	2-2
1958	Annapolis, Md.	W	3-2
1959	State College, Pa.	L	2-4
1960	Annapolis, Md.	L	0-1
1961	State College, Pa.	W	3-1
1962	Annapolis, Md.	W	3-0
1963	State College, Pa.	W	4-0
1964	Annapolis, Md.	W	1-0
1965	State College, Pa.	W	4-0
1966	Annapolis, Md.	W	3-0
1967	State College, Pa.	W	1-0
1968	Annapolis, Md.	W	3-0
1969	State College, Pa.	W	5-0
1970	Annapolis, Md.	L	1-2
1971	State College, Pa.	L	1-2
1972	Annapolis, Md.	L	0-2
1973	State College, Pa.	L	1-4
1974	Annapolis, Md.	L	1-2
1975	State College, Pa.	L	1-2
1976	Annapolis, Md.	W	1-0
1977	State College, Pa.	L	0-5
1979	Annapolis, Md.	L	0-1
1980	State College, Pa.	L	0-1
1981	Annapolis, Md.	L	0-1
1982	State College, Pa.	L	1-4
1983	Annapolis, Md.	W	3-2
1984	State College, Pa.	L	2-6
1985	Annapolis, Md.	L	0-1
1986	State College, Pa.	T	1-1
1987	Annapolis, Md.	L	2-3
2015	University Park, Pa.	T	1-1

Pittsburgh (6-0-0)

H: 4-0-0 ► A: 2-0-0 ► N: 0-0-0

1955	Annapolis, Md.	W	4-1
1956	Annapolis, Md.	W	5-1
1957	Annapolis, Md.	W	4-1
1958	Annapolis, Md.	W	2-1
1959	Pittsburgh, Pa.	W	4-1
2012	Pittsburgh, Pa.	W	3-1

Princeton (3-4-3)

H: 3-1-1 ► A: 0-3-0 ► N: 0-0-0

1947	Annapolis, Md.	W	1-0
1949	Princeton, N.J.	L	0-3
1950	Annapolis, Md.	W	3-2
1951	Princeton, N.J.	L	3-5
1952	Annapolis, Md.	T	1-1
1953	Princeton, N.J.	L	1-2
1954	Annapolis, Md.	L	1-2
1955	Princeton, N.J.	T	0-0
1956	Annapolis, Md.	W	2-0

Radford (1-1-1)

H: 0-0-0 ► A: 0-0-1 ► N: 1-1-0

1981	Fairfax, Va.	W	2-1
1996	Norfolk, Va.	L	1-3
1999	Radford, Va.	T	3-3

Rider (1-0-0)

H: 0-0-0 ► A: 0-0-0 ► N: 1-0-0

2005	Baltimore, Md.	W	2-0
------	----------------	---	-----

Rhode Island (1-0-0)

H: 1-0-0 ► A: 0-0-0 ► N: 0-0-0

1980	Annapolis, Md.	W	1-0
------	----------------	---	-----



SERIES RESULTS VS. D-I OPPONENTS

Robert Morris (1-0-0)

H: 1-0-0 ► A: 0-0-0 ► N: 0-0-0

2012	Annapolis, Md.	W	2-0
------	----------------	---	-----

Rutgers (0-1-0)

H: 0-0-0 ► A: 0-0-0 ► N: 1-0-0

1980	Baltimore, Md.	L	1-2
------	----------------	---	-----

Saint Francis U (1-0-0)

H: 0-0-0 ► A: 0-0-0 ► N: 1-0-0

2009	Baltimore, Md.	W	2-0
------	----------------	---	-----

Saint Joseph's (10-2-0)

H: 6-0-0 ► A: 3-2-0 ► N: 1-0-0

1966	Annapolis, Md.	W	6-0
1986	Annapolis, Md.	W	3-2
1987	Philadelphia, Pa.	W	1-0
2006	Baltimore, Md.	W	3-1
2008	Philadelphia, Pa.	W	1-0
2009	Annapolis, Md.	W	3-1
2015	Annapolis, Md.	W	1-0
2016	Philadelphia, Pa.	W	1-0
2017	Annapolis, Md.	W	3-0
2018	Philadelphia, Pa.	L	0-2
2021	Philadelphia, Pa.	L	1-2
2022	Annapolis, Md.	W	1-0

Saint Louis (1-4-0)

H: 0-0-0 ► A: 0-2-0 ► N: 1-2-0

1963	Brunswick, N.J.	L	0-3
1964	Providence, R.I.	W	2-1
1965	St. Louis, Mo.	L	1-3
1967	St. Louis, Mo.	L	0-1
2006	Santa Clara, Calif.	L	0-2

Saint Mary's, Calif. (0-1-0)

H: 0-1-0 ► A: 0-0-0 ► N: 0-0-0

2008	Annapolis, Md.	L	2-4
------	----------------	---	-----

San Diego State (0-2-0)

H: 0-0-0 ► A: 0-1-0 ► N: 0-1-0

1988	San Diego, Calif.	L	0-2
1993	Las Vegas, Nev.	L	0-2

San Francisco (0-2-0)

H: 0-1-0 ► A: 0-1-0 ► N: 0-0-0

1981	Annapolis, Md.	L	2-4
1996	San Francisco, Calif.	L	0-1

Santa Clara (0-1-0)

H: 0-0-0 ► A: 0-1-0 ► N: 0-0-0

1996	Santa Clara, Calif.	L	1-3
------	---------------------	---	-----

Seton Hall (1-0-0)

H: 1-0-0 ► A: 0-0-0 ► N: 0-0-0

1964	Annapolis, Md.	W	5-0
------	----------------	---	-----

St. Bonaventure (2-0-0)

H: 2-0-0 ► A: 0-0-0 ► N: 0-0-0

1999	Annapolis, Md.	W	3-2
2019	St. Bonaventure	W	1-0

St. Francis Brooklyn (3-2-2)

H: 3-1-2 ► A: 0-0-0 ► N: 0-1-0

1995	Annapolis, Md.	W	1-0
1997	Annapolis, Md.	W	1-0
2007	Baltimore, Md.	L	1-3
2008	Annapolis, Md.	T	0-0
2011	Annapolis, Md.	W	2-1
2013	Annapolis, Md.	L	1-2
2022	Annapolis, Md.	T	2-2

St. John's, N.Y. (5-1-1)

H: 5-1-0 ► A: 0-0-1 ► N: 0-0-0

1981	Annapolis, Md.	W	2-1
1982	Annapolis, Md.	L	2-3
1983	Annapolis, Md.	W	4-0
1984	Annapolis, Md.	W	4-0
1985	Annapolis, Md.	W	3-0
1986	Annapolis, Md.	W	4-0
1987	Queens, N.Y.	T	1-1

Saint Peter's (1-0-0)

H: 1-0-0 ► A: 0-0-0 ► N: 0-0-0

2019	Annapolis, Md.	W	1-0
------	----------------	---	-----

Syracuse (4-1-0)

H: 4-1-0 ► A: 0-0-0 ► N: 0-0-0

1924	Annapolis, Md.	W	4-0
1930	Annapolis, Md.	W	5-2
1931	Annapolis, Md.	L	2-3
1932	Annapolis, Md.	W	1-0
1933	Annapolis, Md.	W	6-3

Temple (2-1-1)

H: 1-0-1 ► A: 1-1-0 ► N: 0-0-0

1992	Annapolis, Md.	W	3-1
1993	Philadelphia, Pa.	L	3-4
2007	Annapolis, Md.	T	0-0
2009	Philadelphia, Pa.	W	3-2

Towson (4-2-0)

H: 1-0-0 ► A: 3-1-0 ► N: 0-1-0

1981	Towson, Md.	W	4-1
1982	Annapolis, Md.	W	4-0
1983	Towson, Md.	L	0-1
2001	Towson, Md.	W	1-0
2002	Baltimore, Md.	L	0-1
2003	Towson, Md.	W	1-0

UAB (0-1-0)

H: 0-0-0 ► A: 0-0-0 ► N: 0-1-0

2002	Birmingham, Ala.	L	0-1
------	------------------	---	-----

UCF (1-0-0)

H: 0-0-0 ► A: 0-0-0 ► N: 1-0-0

1990	Tampa, Fla.	W	3-1
------	-------------	---	-----

UCLA (0-1-0)

H: 0-0-0 ► A: 0-1-0 ► N: 0-0-0

1988	Los Angeles, Calif.	L	0-2
------	---------------------	---	-----

UC Irvine (1-0-0)

H: 0-0-0 ► A: 1-0-0 ► N: 0-0-0

2004	Irvine, Calif.	W	3-0
------	----------------	---	-----

UMBC (19-7-5)

H: 11-3-1 ► A: 8-4-4 ► N: 0-0-0

1981	Annapolis, Md.	W	3-1
1982	Baltimore, Md.	W	1-0
1983	Annapolis, Md.	W	3-0
1984	Baltimore, Md.	W	2-0
1985	Annapolis, Md.	W	2-0
1986	Baltimore, Md.	W	1-0
1987	Annapolis, Md.	W	2-0
1988	Baltimore, Md.	T	1-1
1989	Annapolis, Md.	W	2-0
1990	Baltimore, Md.	L	1-2
1991	Annapolis, Md.	W	1-0
1992	Baltimore, Md.	W	1-0
1993	Annapolis, Md.	L	1-2
1994	Baltimore, Md.	W	4-2
1995	Annapolis, Md.	W	2-0
1996	Baltimore, Md.	W	1-0
1997	Annapolis, Md.	W	2-1
1998	Baltimore, Md.	L	2-5
2002	Baltimore, Md.	W	3-1
2004	Annapolis, Md.	T	2-2
2005	Baltimore, Md.	T	0-0
2010	Annapolis, Md.	W	2-0
2011	Baltimore, Md.	T	1-1
2012	Annapolis, Md.	L	1-2
2013	Baltimore, Md.	L	2-3
2014	Annapolis, Md.	W	2-0
2015	Baltimore, Md.	W	1-0
2016	Annapolis, Md.	W	2-1
2017	Baltimore, Md.	L	0-2
2018	Annapolis, Md.	L	0-2
2021	Baltimore, Md.	T	2-2

UNC Asheville (1-0-0)

H: 1-0-0 ► A: 0-0-0 ► N: 0-0-0

2019	Annapolis, Md.	W	3-1
------	----------------	---	-----

UNC Greensboro (1-3-0)

H: 1-1-0 ► A: 0-1-0 ► N: 0-1-0

1991	Charlotte, N.C.	L	1-3
1992	Annapolis, Md.	L	2-4
2010	Greensboro, N.C.	L	0-1
2011	Annapolis, Md.	W	2-1

UNCW (6-0-1)

H: 3-0-1 ► A: 3-0-0 ► N: 0-0-0

1984	Annapolis, Md.	W	5-1
1985	Annapolis, Md.	W	1-0
1986	Wilmington, N.C.	W	1-0
1987	Annapolis, Md.	W	1-0
1988	Wilmington, N.C.	W	2-1
1989	Annapolis, Md.	T	0-0
1990	Wilmington, N.C.	W	3-2

UNLV (0-2-0)

H: 0-0-0 ► A: 0-1-0 ► N: 0-1-0

1993	Las Vegas, Nev.	L	1-3
2004	Irvine, Calif.	L	0-1

USF (1-2-1)

H: 2-1-0 ► A: 0-1-0 ► N: 0-0-0

1969	Annapolis, Md.	L	0-1
1970	Annapolis, Md.	W	0-0*
1971	Annapolis, Md.	W	3-1
1990	Tampa, Fla.	L	0-2

*NCAA Tournament win based on penalty kicks

VCU (2-1-1)

H: 1-0-0 ► A: 1-1-1 ► N: 0-0-0

1995	Annapolis, Md.	W	3-0
1999	Richmond, Va.	T	0-0
2011	Richmond, Va.	L	1-4
2013	Richmond, Va.	W	3-1

Vermont (1-0-0)

H: 0-0-0 ► A: 0-0-0 ► N: 1-0-0

1990	Hartford, Conn.	W	3-2
------	-----------------	---	-----

Villanova (2-2-1)

H: 1-0-1 ► A: 1-2-0 ► N: 0-0-0

1983	Villanova, Pa.	W	1-0
1984	Annapolis, Md.	W	2-0
1996	Annapolis, Md.	T	0-0
2016	Villanova, Pa.	L	1-2
2022	Villanova, Pa.	L	0-1

Virginia (11-4-0)

H: 9-0-0 ► A: 2-3-0 ► N: 0-1-0

1940	Annapolis, Md.	W	7-0
1941	Annapolis, Md.	W	12-2
1956	Charlottesville, Va.	W	3-1
1959	Annapolis, Md.	W	2-1
1962	Annapolis, Md.	W	4-1
1963	Annapolis, Md.	W	6-0
1971	Annapolis, Md.	W	1-0
1972	Richmond, Va.	L	1-2
1973	Annapolis, Md.	W	3-1
1974	Charlottesville, Va.	W	3-2
1975	Annapolis, Md.	W	2-1
1976	Charlottesville, Va.	L	1-2
1977	Annapolis, Md.	W	1-0
1995	Charlottesville, Va.	L	5-7
2011	Charlottesville, Va.	L	0-2

Virginia Tech (4-1-0)

H: 3-0-0 ► A: 1-0-0 ► N: 0-1-0

1974	Annapolis, Md.	W	5-0
1976	Annapolis, Md.	W	4-0
1977	Annapolis, Md.	W	1-0
2006	Baltimore, Md.	L	0-3
2013	Blacksburg, Va.	W	2-0

VMI (4-0-0)

H: 3-0-0 ► A: 1-0-0 ► N: 0-0-0

1978	Annapolis, Md.	W	4-0
1979	Lexington, Va.	W	3-0
1994	Annapolis, Md.	W	4-1
2010	Annapolis, Md.	W	5-0

Wake Forest (0-1-0)

H: 0-0-0 ► A: 0-1-0 ► N: 0-0-0

2013	Winston-Salem, N.C.	L	1-2
------	---------------------	---	-----

West Virginia (5-2-1)

H: 3-0-1 ► A: 2-2-0 ► N: 0-0-0

1969	Annapolis, Md.	W	8-1
1971	Annapolis, Md.	W	1-0
1990	Annapolis, Md.	W	1-0
1991	Morgantown, W.Va.	L	0-2
1992	Annapolis, Md.	T	2-2
1993	Morgantown, W.Va.	L	0-2
2007	Morgantown, W.Va.	W	1-0
2015	Morgantown, W.Va.	W	1-0

SERIES RESULTS VS. D-I OPPONENTS

William & Mary (5-8-3)

H: 4-4-2 ► A: 0-3-1 ► N: 1-1-0

1973	Annapolis, Md.	W	5-1
1977	Annapolis, Md.	W	4-2
1978	Annapolis, Md.	W	1-0
1984	Williamsburg, Va.	L	2-3
1985	Annapolis, Md.	T	1-1
1986	Williamsburg, Va.	L	1-2
1987	Annapolis, Md.	L	0-2
1988	Williamsburg, Va.	T	1-1
1989	Annapolis, Md.	T	1-1
1990	Annapolis, Md.	L	0-2
	Richmond, Va.	W	3-2
1996	Annapolis, Md.	L	1-2
1997	Williamsburg, Va.	L	0-2
2001	Annapolis, Md.	W	1-0
2004	Norfolk, Va.	L	0-1
2015	William & Mary	L	2-3

Wofford (2-0-0)

H: 2-0-0 ► A: 0-0-0 ► N: 0-0-0

2000	Annapolis, Md.	W	3-0
2010	Annapolis, Md.	W	3-1

Yale (12-15-2)

H: 6-8-2 ► A: 6-7-0 ► N: 0-0-0

1922	Annapolis, Md.	T	2-2
1924	Annapolis, Md.	L	1-2
1925	New Haven, Conn.	W	5-0
1926	Annapolis, Md.	W	2-1
1927	Annapolis, Md.	L	2-5
1928	Annapolis, Md.	L	0-4
1929	New Haven, Conn.	L	1-2
1930	Annapolis, Md.	L	0-2
1931	New Haven, Conn.	L	0-3
1934	Annapolis, Md.	L	2-4
1935	New Haven, Conn.	L	1-4
1936	Annapolis, Md.	W	1-0
1937	New Haven, Conn.	W	2-0
1938	Annapolis, Md.	W	3-2
1939	New Haven, Conn.	L	1-3
1946	Annapolis, Md.	W	4-0
1947	New Haven, Conn.	W	2-0
1948	Annapolis, Md.	W	4-2
1949	New Haven, Conn.	W	3-1
1950	Annapolis, Md.	L	2-3
1951	New Haven, Conn.	W	2-1
1952	Annapolis, Md.	L	2-6
1953	New Haven, Conn.	L	1-2
1954	Annapolis, Md.	T	0-0
1955	New Haven, Conn.	L	2-3
1956	Annapolis, Md.	L	0-1
1957	New Haven, Conn.	L	0-2
1987	New Haven, Conn.	W	2-0
1988	Annapolis, Md.	W	1-0

Miscellaneous Series Information

Most Games Played in Series History (Division I foes only)

Rk.	Opponent	GP	Record	First Meeting	Last Meeting
1.	Army	89	41-32-16	1938	2022
2.	Lehigh	65	33-23-9	1922	2022
3.	Penn State	62	20-36-6	1922	2015
4.	Bucknell	49	30-15-4	1930	2022
5.	Lafayette	47	26-17-4	1923	2022

Most Series Wins (Division I foes only)

Rk.	Opponent	GP	Wins	Last Win	Score
1.	Army	88	41	Oct. 9, 2021	3-0
2.	Lehigh	65	33	Nov. 6, 2021	1-0
3.	Bucknell	49	30	Sept. 17, 2022	2-0
4.	Lafayette	47	26	Nov. 5, 2022	1-0
5.	Penn State	62	20	Sept. 5, 1983	3-2

Highest Winning Percentage (Minimum 10 games / Division I foes only)

Rk.	Opponent	GP	W	L	T	Pct.	Last Mtg.
1.	Saint Joseph's	12	10	2	0	.833	Aug. 25, 2022
1.	Duke	18	14	2	2	.833	Oct. 20, 2009
3.	Mount St. Mary's	10	7	1	2	.800	Sept. 14, 2019
4.	North Carolina	12	9	3	0	.750	Oct. 8, 2002
5.	Virginia	15	11	4	0	.733	Oct. 11, 2011

Longest Active Unbeaten Streak (Division I foes only)

Rk.	Opponent	No. (Rec.)	First	Last
1.	UNCW	7 (6-0-1)	1984	1990
	Howard	7 (4-0-3)	2007	2018
3.	Fordham	6 (6-0-0)	1968	2001
	Pittsburgh	6 (6-0-0)	1955	2012
5.	St. John's	5 (4-0-1)	1981	1987
	Lafayette	5 (5-0-0)	2018	2022

Most Series Losses (Division I foes only)

Rk.	Opponent	GP	Losses	Last Loss	Score
1.	Penn State	62	36	Sept. 1, 1987	2-3
2.	Army	89	32	Oct. 7, 2022	0-2
3.	Lehigh	65	23	Oct. 23, 2021	2-3
4.	Penn	41	19	Sept. 20, 2009	0-2
5.	Lafayette	46	17	Oct. 25, 2017	2-3
	Maryland	39	17	Sept. 14, 2015	0-1

Lowest Winning Percentage (Minimum 10 games / Division I foes only)

Rk.	Opponent	GP	W	L	T	Pct.	Last Mtg.
1.	Penn State	62	20	36	6	.371	Aug. 30, 2015
2.	George Mason	14	4	7	3	.392	Sept. 2, 2019
3.	William & Mary	16	5	8	3	.406	Sept. 22, 2015
4.	Air Force	11	3	5	3	.409	Aug. 31, 2018
5.	Yale	29	12	15	2	.448	Oct. 1, 1988

Longest Active Winless Streak (Division I foes only)

Rk.	Opponent	No. (Rec.)	First	Last
1.	Penn State	5 (0-3-2)	1984	2015
2.	North Carolina State	4 (0-3-1)	1980	2010
	Penn	4 (0-3-1)	1978	2009
	American	4 (0-5-1)	1979	2018

RECORDS VS. THE STATES (D-I OPPONENTS ONLY)

vs. Alabama	0-1-0
UAB	0-1-0

vs. California	2-7-0
Cal Poly	1-0-0
Saint Mary's	0-1-0
San Diego State	0-2-0
San Francisco	0-2-0
Santa Clara	0-1-0
UCLA	0-1-0
UC Irvine	1-0-0

vs. Colorado	3-6-4
Air Force	3-5-3
Denver	0-1-1

vs. Connecticut	17-18-2
Central Conn. State	2-0-0
Connecticut	0-1-0
Fairfield	0-1-0
Hartford	3-1-0
Yale	12-15-2

vs. Delaware	9-6-3
Delaware	9-6-3

vs. District of Columbia	46-44-18
American	13-15-9
Georgetown	8-5-0
George Washington	13-12-5
Howard	12-12-4

vs. Florida	6-3-0
Florida Gulf Coast	1-0-0
Florida International	2-1-0
UCF	1-0-0
USF	2-2-0

vs. Georgia	3-0-0
Georgia Southern	1-0-0
Georgia State	1-0-0
Mercer	1-0-0

vs. Illinois	1-0-0
Northern Illinois	1-0-0

vs. Indiana	1-2-0
Evansville	1-1-0
Notre Dame	0-1-0

vs. Kentucky	0-1-0
Kentucky	0-1-0

vs. Maryland	49-33-20
Loyola	5-6-3
Maryland	13-17-9
Mount St. Mary's	8-1-2
Towson	4-2-0
UMBC	19-7-6

vs. Massachusetts	20-26-8
Boston University	2-6-2
Harvard	1-2-1
Holy Cross	14-15-5
Massachusetts	1-3-0
Northeastern	2-0-0

vs. Michigan	1-1-0
Oakland	0-1-0
Michigan State	1-0-0

vs. Missouri	1-4-0
Saint Louis	1-4-0

vs. Nevada	0-2-0
UNLV	0-2-0

vs. New Hampshire	3-2-2
Dartmouth	3-1-2
New Hampshire	0-1-0

vs. New Jersey	11-10-3
Fairleigh Dickinson	2-2-0
Monmouth	2-0-0
NJIT	1-3-0
Princeton	3-4-3
Rider	1-0-0
Rutgers	0-1-0
Saint Peter's	1-0-0
Seton Hall	1-0-0

vs. New York	88-56-30
Adelphi	2-0-0
Army	41-32-16
Buffalo	3-0-0
Colgate	14-15-6
Columbia	0-1-0
Cornell	1-1-4
Fordham	6-0-0
Hartwick	1-0-1
Iona	2-0-0
LIU Brooklyn	1-1-0
Manhattan	1-2-0
Marist	1-0-0
Niagara	1-0-0
St. Bonaventure	2-0-0
St. Francis Brooklyn	3-2-2
St. John's	5-1-1
Syracuse	4-1-0

vs. North Carolina	35-18-8
Appalachian State	1-0-2
Campbell	0-2-0
Charlotte	0-1-0
Davidson	0-1-2
Duke	14-2-2
Elon	1-0-0
North Carolina	9-3-0
High Point	0-2-0
North Carolina State	2-3-1
UNC Asheville	1-0-0
UNC Greensboro	1-3-0
UNC Wilmington	6-0-1
Wake Forest	0-1-0

vs. Ohio	1-2-0
Akron	0-1-0
Dayton	0-1-0
Ohio State	1-0-0

vs. Pennsylvania	154-119-33
Bucknell	30-15-4
Drexel	2-1-0
Duquesne	1-0-1
Lafayette	26-17-4
La Salle	4-3-1
Lehigh	33-23-9
Penn	16-19-6
Penn State	20-36-6
Pittsburgh	6-0-0
Robert Morris	1-0-0
Saint Francis	1-0-0
Saint Joseph's	10-2-0
Temple	2-1-1
Villanova	2-2-1

vs. Rhode Island	4-1-0
Brown	3-1-0
Rhode Island	1-0-0

vs. South Carolina	3-4-3
Clemson	0-1-0
Coll. of Charleston	1-3-2
Furman	0-0-1
Wofford	2-0-0

vs. Tennessee	1-0-0
Lipscomb	1-0-0

vs. Vermont	1-0-0
Vermont	1-0-0

vs. Virginia	59-42-11
George Mason	4-7-3
James Madison	7-6-1
Liberty	4-2-0
Longwood	7-4-0
Old Dominion	2-5-2
Radford	1-1-1
Richmond	8-3-0
VCU	2-1-1
Virginia	11-4-0
Virginia Tech	4-1-0
VMI	4-0-0
William & Mary	5-8-3

vs. Washington	1-0-0
Gonzaga	1-0-0

vs. West Virginia	5-2-1
West Virginia	5-2-1

2023 NAVY MEN'S SOCCER

NAVY VS. THE CONFERENCES

America East

Opponent	W-L-T
Albany	0-0-0
Binghamton	0-0-0
Bryant	0-0-0
New Hampshire	0-1-0
NJIT	1-3-0
UMass Lowell	0-0-0
UMBC	19-7-6
Vermont	1-0-0
Totals	21-11-6

American

Opponent	W-L-T
Charlotte	0-1-0
FAU	0-0-0
FIU	2-1-0
Memphis	0-0-0
SMU	0-0-0
South Florida	2-2-0
Temple	2-1-1
Tulsa	0-0-0
UAB	0-1-0
Totals	6-6-1

Atlantic 10

Opponent	W-L-T
Davidson	0-1-2
Dayton	0-1-0
Duquesne	1-1-1
Fordham	6-0-0
George Mason	4-7-3
George Washington	13-12-5
La Salle	4-3-1
Loyola-Chicago	0-0-0
UMass	1-3-0
Rhode Island	1-0-0
Saint Joseph's	10-2-0
Saint Louis	1-4-0
St. Bonaventure	2-0-0
VCU	2-1-1
Totals	45-35-13

Atlantic Coast

Opponent	W-L-T
Boston College	0-0-0
Clemson	0-1-0
Duke	14-2-2
Louisville	0-0-0
North Carolina	9-3-0
N.C. State	2-3-1
Notre Dame	0-1-0
Pittsburgh	5-0-0
Syracuse	4-1-0
Virginia	11-4-0
Virginia Tech	4-1-0
Wake Forest	0-1-0
Totals	49-17-3

Atlantic Sun

Opponent	W-L-T
Bellarmine	0-0-0
Central Arkansas	0-0-0
Florida Gulf Coast	1-0-0
Jacksonville	0-0-0
Lipscomb	1-0-0
North Florida	0-0-0
Queens	0-0-0
Stetson	0-0-0
Totals	2-0-0

Big East

Opponent	W-L-T
Akron	0-1-0
Butler	0-0-0
UConn	0-1-0
Creighton	0-0-0
DePaul	0-0-0
Georgetown	8-5-0
Marquette	0-0-0
Providence	0-0-0
Seton Hall	1-0-0
St. John's	5-1-1
Villanova	2-2-1
Xavier	0-0-0
Totals	16-10-2

Big South

Opponent	W-L-T
Gardner-Webb	0-0-0
High Point	0-2-0
Longwood	7-4-0
Presbyterian	0-0-0
Radford	1-1-1
UNC Asheville	1-0-0
USC Upstate	0-0-0
Winthrop	0-0-0
Totals	9-7-1

Big Ten

Opponent	W-L-T
Indiana	0-0-0
Maryland	13-17-9
Michigan	0-0-0
Michigan State	1-0-0
Northwestern	0-0-0
Ohio State	1-0-0
Penn State	20-36-6
Rutgers	0-1-0
Wisconsin	0-0-0
Totals	35-54-15

Big West

Opponent	W-L-T
Cal Poly	1-0-0
Cal State Bakersfield	0-0-0
Cal State Fullerton	0-0-0
Cal State Northridge	0-0-0
UC Davis	0-0-0
UC Irvine	1-0-0
UC Riverside	0-0-0
UC San Diego	0-0-0
UC Santa Barbara	0-0-0
Sacramento State	0-0-0
Totals	2-0-0

Colonial Athletic

Opponent	W-L-T
Campbell	0-2-0
Charleston	1-3-2
Delaware	9-6-3
Drexel	2-0-0
Elon	1-0-0
Hofstra	0-0-0
Monmouth	2-0-0
Northeastern	2-0-0
Stony Brook	0-0-0
UNC Wilmington	6-0-1
William & Mary	5-8-3
Totals	28-19-9

Horizon League

Opponent	W-L-T
Cleveland State	0-0-0
Detroit Mercy	0-0-0
Green Bay	0-0-0
IUPUI	0-0-0
Milwaukee	0-0-0
Northern Kentucky	0-0-0
Oakland	0-1-0
Purdue Fort Wayne	0-0-0
Robert Morris	1-0-0
Wright State	0-0-0
Totals	1-1-0

Ivy League

Opponent	W-L-T
Brown	3-1-0
Columbia	0-1-0
Cornell	1-1-4
Dartmouth	3-1-2
Harvard	1-2-1
Penn	16-19-6
Princeton	3-4-3
Yale	12-15-2
Totals	39-44-18

Metro Atlantic

Opponent	W-L-T
Canisius	0-0-0
Fairfield	0-1-0
Iona	2-0-0
Manhattan	1-2-0
Marist	1-0-0
Mount St. Mary's	8-1-2
Niagara	1-0-0
Quinnipiac	0-0-0
Rider	1-0-0
Saint Peter's	1-0-0
Siena	0-0-0
Totals	15-4-2

Ohio Valley

Opponent	W-L-T
Chicago State	0-0-0
Eastern Illinois	0-0-0
Houston Baptist	0-0-0
Incarnate Word	0-0-0
Liberty	7-2-0
Lindenwood	0-0-0
SIU Edwardsville	0-0-0
Southern Indiana	0-0-0
Totals	7-2-0

Missouri Valley

Opponent	W-L-T
Belmont	0-0-0
Bowling Green	0-0-0
Bradley	0-0-0
Drake	0-0-0
Evansville	1-1-0
UIC	0-0-0
Missouri State	0-0-0
Northern Illinois	1-0-0
Western Michigan	0-0-0
Totals	2-1-0

Northeast

Opponent	W-L-T
Central Connecticut	2-0-0
Fairleigh Dickinson	2-2-0
Howard	12-12-4
Le Moyne	0-0-0
LIU	1-1-0
Merrimack	0-0-0
Sacred Heart	0-0-0
Saint Francis (Pa.)	1-0-0
Stonehill	0-0-0
Totals	19-15-4

PAC-12

Opponent	W-L-T
California	0-0-0
Oregon State	0-0-0
San Diego State	0-2-0
Stanford	0-0-0
UCLA	0-1-0
Washington	0-0-0
Totals	0-3-0

Patriot League

Opponent	W-L-T
American	13-15-9
Army	41-32-16
Boston U.	2-6-2
Bucknell	30-15-4
Colgate	14-15-6
Holy Cross	14-15-5
Lafayette	26-17-4
Lehigh	33-23-9
Loyola	5-6-3
Totals	178-144-58

Southern

Opponent	W-L-T
East Tennessee State	0-0-0
Furman	0-0-1
Mercer	1-0-0
UNCG	1-3-0
VMI	4-0-0
Wofford	2-0-0
Totals	8-3-1

Summit League

Opponent	W-L-T
Denver	0-1-0
Nebraska-Omaha	0-0-0
Oral Roberts	0-0-0
St. Thomas	0-0-0
UMKC	0-0-0
Western Illinois	0-0-0
Totals	0-1-0

Sun Belt

Opponent	W-L-T
Coastal Carolina	0-0-0
Georgia Southern	1-0-0
Georgia State	1-0-0
James Madison	7-6-1
Kentucky	0-1-0
Marshall	1-0-0
Old Dominion	2-5-2
South Carolina	0-0-0
UCF	1-0-0
West Virginia	5-2-1
Totals	18-14-4

West Coast

Opponent	W-L-T
Gonzaga	1-0-0
Loyola Marymount	0-0-0
Pacific	0-0-0
Portland	0-0-0
St. Mary's (Calif.)	0-1-0
San Diego	0-0-0
San Francisco	0-2-0
Santa Clara	0-1-0
Totals	1-4-0

Western Athletic

Opponent	W-L-T
Air Force	3-5-3
Cal Baptist	0-0-0
Grand Canyon	0-0-0
San Jose State	0-0-0
Seattle	0-0-0
UNLV	0-2-0
Utah Tech	0-0-0
Utah Valley	0-0-0
UTRGV	0-0-0
Totals	3-7-3

Non-Division I and/or Defunct Programs

Opponent	W-L-T
Adelphi	2-0-0
Appalachian State	1-0-2
Baltimore	2-0-1
Baltimore Polytechnic	5-0-0
Bainbridge NTC	0-1-0
Birmingham-Southern	3-1-0
Boca Raton (now Lynn)	0-2-0
Bridgeport	1-0-0
British Embassy	1-0-0
Brooklyn College	9-0-0
Buffalo	2-0-0
Buffalo State	1-0-0
Catholic	11-1-1
Chapman	0-1-0
Cincinnati	0-0-0
Coast Guard	2-0-0
Franklin & Marshall	4-0-0
Germantown Cricket Club	0-1-0
Gettysburg	25-3-1
Hampden-Sydney	2-0-0
Hartford	3-1-0
Hartwick	1-0-1
Haverford	17-8-3
Johns Hopkins	2-0-0
Madison College	0-1-2
McDaniel	9-1-1
Merchant Marine Academy	3-0-0
Muhlenberg	2-0-0
NYU	2-1-1
Oneonta State	1-0-1
Panzer	1-0-0
Philadelphia	5-2-0
Richmond	8-3-0
Seattle Pacific	1-0-0
Shippensburg	1-0-0
Slippery Rock	1-0-0
St. Francis Brooklyn	3-2-2
St. John's College	1-0-0
SUNY Brockport	1-0-0
Swarthmore	33-9-5
Towson	4-2-0
UMES	1-0-0
Vanderbilt	0-1-0
Washington (Md.)	2-0-1
Washington & Lee	8-1-0
West Chester	19-2-2



POSTSEASON HISTORY

NCAA Tournament History

Date	Opponent	Result	Site	Rd.	Navy Goals
Nov. 26, 1963	Howard	W, 5-1	Annapolis, Md.	1st	Hura 3, Daulerio 2
Nov. 30, 1963	West Chester	W, 3-0	Annapolis, Md.	QF	Hura 2, Thompson
Dec. 5, 1963	Army	W, 4-0	Brunswick, N.J.	SF	Daulerio 3, Hura
Dec. 7, 1963	Saint Louis	L, 0-3	Brunswick, N.J.	Fin.	—
Nov. 25, 1964	Fairleigh Dickinson	W, 2-1	Annapolis, Md.	1st	Daulerio, Schlegel
Nov. 28, 1964	Bridgeport	W, 5-3	Annapolis, Md.	QF	Lewis 2, Hulse, Daulerio, Hura
Dec. 3, 1964	Saint Louis	W, 2-1	Providence, R.I.	SF	Burns, Hulse
Dec. 5, 1964	Michigan State	W, 1-0	Providence, R.I.	Fin.	Lewis
Nov. 23, 1965	West Chester	W, 4-1	Annapolis, Md.	1st	Hura 2, Schlegel, Lewis
Nov. 27, 1965	Brown	W, 6-2	Annapolis, Md.	QF	Lewis 2, Vasiliauskas 2, Hura, Hulse
Dec. 2, 1965	Saint Louis	L, 1-3	St. Louis, Mo.	SF	Vasiliauskas
Nov. 22, 1966	Saint Joseph's	W, 6-0	Annapolis, Md.	1st	Bodine, Reid, Dugan, Schlegel, Becker, Rock
Nov. 26, 1966	Army	L, 1-3	Philadelphia, Pa.	QF	Bodine
Nov. 21, 1967	West Chester	W, 5-0	Annapolis, Md.	1st	Bodine, Bahr, Reid, Dugan, Becker
Nov. 28, 1967	Buffalo State	W, 2-1	Buffalo, N.Y.	QF	Bodine 2
Nov. 30, 1967	Saint Louis	L, 0-1	St. Louis, Mo.	SF	—
Nov. 16, 1969	South Florida	L, 0-1	Annapolis, Md.	1st	—
Nov. 16, 1970	South Florida	W, 0-0	Annapolis, Md.	1st	Navy advances on corner kick tiebreaker, 2-0
Nov. 24, 1970	Howard	L, 0-2	Annapolis, Md.	2nd	—
Nov. 23, 1971	South Florida	W, 3-1	Annapolis, Md.	1st	Knieriem 2, Handlan
Nov. 30, 1971	Howard	L, 0-3	Annapolis, Md.	2nd	—
Nov. 17, 1974	Clemson	L, 2-3	Clemson, S.C.	1st	Panik 2
Nov. 13, 1988	Philadelphia U.	L, 0-1	Annapolis, Md.	1st	—
Nov. 21, 2013	VCU	W, 3-0	Richmond, Va.	1st	Sanchez, Fries 2
Nov. 24, 2013	Wake Forest	L, 1-2	Winston-Salem, N.C.	2nd	Dubyoski
Nov. 17, 2022	Georgetown	L, 0-2	Washington, D.C.	1st	—

Patriot League Tournament History

Date	Opponent	Result	Site	Rd.	Navy Goals
Nov. 9, 1991	(4) Army	L, 1-2	Annapolis, Md.	SF	Dunham
Nov. 7, 1992	(1) Army	T, 1-1	West Point, N.Y.	SF	Boran; Army advanced on penalty kicks.
Nov. 4, 1995	(1) Holy Cross	W, 2-0	Worcester, Mass.	SF	Swenson, Taylor
Nov. 5, 1995	(2) Lafayette	L, 2-3	Worcester, Mass.	Fin.	K. Kennedy, Swenson
Nov. 9, 1996	(2) Colgate	W, 2-1	Hamilton, N.Y.	SF	Lowe, Neely
Nov. 10, 1996	(1) Army	L, 1-4	Hamilton, N.Y.	Fin.	Bachmore
Nov. 8, 1997	(1) Colgate	T, 1-1	Hamilton, N.Y.	SF	Grecco; Colgate advanced on pen. kicks.
Nov. 6, 1999	(3) Colgate	W, 3-1	Worcester, Mass.	SF	Gerhardt 2, own goal
Nov. 7, 1999	(4) Lafayette	L, 0-1	Worcester, Mass.	Fin.	—
Nov. 16, 2001	(1) Holy Cross	L, 0-1	Worcester, Mass.	SF	—
Nov. 11, 2011	(1) American	T, 0-0	Washington, D.C.	SF	—
Nov. 15, 2013	(4) Bucknell	W, 1-0	Annapolis, Md.	SF	Arnold
Nov. 17, 2013	(3) Holy Cross	W, 2-0	Annapolis, Md.	Fin.	Fries, Greenspan
Nov. 14, 2014	(5) Bucknell	T, 0-0	Boston, Mass.	SF	—; Bucknell advanced on penalty kicks.
Nov. 9, 2019	(6) Bucknell	L, 0-2	Annapolis, Md.	QF	—
Nov. 6, 2021	(4) Lehigh	W, 1-0	Bethlehem, Pa.	QF	Charlie Kriel
Nov. 9, 2021	(2) American	L, 2-4	Washington, D.C.	SF	Jackson, Williams
Nov. 5, 2022	(5) Lafayette	W, 1-0	Annapolis, Md.	QF	Aoyama
Nov. 8, 2022	(2) Boston U.	T, 0-0	Boston, Mass.	SF	—; Navy advanced on penalty kicks.
Nov. 12, 2022	(6) American	W, 1-0	Annapolis, Md.	Fin.	Schuetz

NCAA Tournament Quick Facts

Appearances	12
1963, 1964, 1965, 1966, 1967, 1969 1970, 1971, 1974, 1988, 2013, 2022	
Second-Round Appearances	8
1963, 1964, 1965, 1966, 1967, 1970, 1971, 2013	
Quarterfinal Appearances	5
1963, 1964, 1965, 1966, 1967	
Semifinal Appearances	4
1963, 1964, 1965, 1967	
National Championship Appearances	2
1963, 1964	
National Championships	1
1964	
Overall Record	15-11-0
First-Round Record	8-4-0
Second-Round Record	0-3-0
Quarterfinals Record	4-1-0
Semifinals Record	2-2-0
Championship Game Record	1-1-0
Home Record	10-4-0
Away Record	2-5-0
Neutral Record	3-2-0
Goals For	56 (2.15 gpg)
Goals Against	35 (1.35 gpg)
vs. Army	1-1-0
vs. Bridgeport	1-0-0
vs. Brown	1-0-0
vs. Buffalo State	1-0-0
vs. Clemson	0-1-0
vs. Fairleigh Dickinson	1-0-0
vs. Georgetown	0-1-0
vs. Howard	1-2-0
vs. Michigan State	1-0-0
vs. Philadelphia U.	0-1-0
vs. Saint Joseph's	1-0-0
vs. Saint Louis	1-3-0
vs. USF	2-1-0
vs. VCU	1-0-0
vs. Wake Forest	0-1-0

PL Tournament Quick Facts

Championships	2
2013, 2022	
Appearances	11
1991, 1992, 1995, 1996, 1997, 1999, 2001, 2011, 2013, 2014, 2019, 2021, 2022	
Title Game Appearances	5
1995, 1996, 1999, 2013, 2022	
Overall Record	8-7-5
Quarterfinals Record	2-1-0
Semifinals Record	4-3-5
Championship Game Record	2-3-0
Home Record	4-2-0
Away Record	3-2-4
Neutral Record	1-3-1
as #1 Seed	2-1-0
as #2 Seed	1-0-1
as #3 Seed	1-2-0
as #4 Seed	3-3-4
as #5 Seed	1-1-0
Goals For	21 (1.05 gpg)
Goals Against	21 (1.05 gpg)
vs. American	1-1-1
vs. Army	0-2-1
vs. Boston University	0-0-1
vs. Bucknell	1-1-1
vs. Colgate	2-0-1
vs. Holy Cross	2-1-0
vs. Lafayette	1-2-0
vs. Lehigh	1-0-0
vs. #1 Seed	1-2-3
vs. #2 Seed	1-2-1
vs. #3 Seed	2-0-0
vs. #4 Seed	2-2-0
vs. #5 Seed	1-0-1
vs. #6 Seed	1-1-0
Penalty Kick Shootouts	1-3

CAREER RECORDS

Points

Rk.	Player (Years)	Gls.	Ast.	Pts.
1.	Karl Kaeser (1961-63)	61	0	122
2.	Arturo Calisto (1943-45)	43	0	86
3.	Myron Hura (1963-65)	42	0	84
4.	Al Vasiliasukas (1965-67)	37	9	83
5.	Seth Walters (1991-94)	21	23	65
6.	Cliff Carpenter (1989-92)	20	21	61
7.	Kenan Knieriem (1971-74)	28	4	60
	Paul Daulerio (1962-64)	30	0	60
9.	Jamie Dubyoski (2012-15)	23	12	58
	Brye Gerhardt (1998-01)	22	14	58

Goals

Rk.	Player (Years)	Gls.
1.	Karl Kaeser (1961-63)	61
2.	Arturo Calisto (1943-45)	43
3.	Myron Hura (1963-65)	42
4.	Al Vasiliasukas (1965-67)	37
5.	Paul Daulerio (1962-64)	30
6.	Kenan Knieriem (1971-74)	28
7.	Thomas Boyce (1948-50)	27
8.	John Bodine (1966-68)	24
	Glen Reid (1966-68)	24
	Archie Ruggieri (1945-46, 48)	24

Assists

Rk.	Player (Years)	Asts.
1.	Seth Walters (1991-94)	23
2.	Cliff Carpenter (1989-92)	21
3.	Matt Neely (1996-99)	19
4.	Derek Vogel (2012-15)	15
	Dan Neverosky (1999-02)	15
	Jim Mulik (1987-90)	15
7.	Brye Gerhardt (1998-01)	14
	Stephen Earl (1995-98)	14
	Michael Curtis (1994-95)	14
10.	Thomas Shiiba (2012-15)	13
	Mark Garcia (2006-09)	13
	Michael Paisant (1997-00)	13
	Justin Lemmon (1993-96)	13

Saves

Rk.	Player (Years)	Svs.
1.	Brian Steckroth (1998-01)	228
2.	T.J. Grady (1992-95)	226
3.	Harry Schmidt (1984-86)	186
4.	Frank DiFilippo (2002-04)	178
	Doug Williams (1991-94)	178

Save Percentage

Rk.	Player (Years)	GA	Svs.	Pct.
1.	Harry Schmidt (1984-86)	31	186	.857
2.	Mike Ulises (1985-88)	31	152	.831
3.	T.J. Grady (1992-95)	47	226	.828
4.	Frank DiFilippo (2002-04)	38	178	.824
5.	Dave Postoll (1983-85)	36	165	.821

► Since 1983; minimum 1,500 minutes

Goals Against Average

Rk.	Player (Years)	Mins.	GA	GAA
1.	Mike Ulises (1985-88)	3,424	31	0.81
2.	Jackson Morgan (2012-15)	3,297	30	0.82
3.	Pierce Holbrook (2021-Pres.)	1,730	17	0.88
4.	Gavin Snyder (2010-13)	3,015	31	0.93
5.	Brian Steckroth (1998-01)	4,936	53	0.97
	Ian Bramblett (2017-21)	3,056	33	0.97

► Since 1983; minimum 1,500 minutes

Shutouts

Rk.	Player (Years)	SOs
1.	Brian Steckroth (1998-01)	20
2.	Mike Ulises (1985-88)	15
	Dave Postoll (1983-85)	15
4.	Jackson Morgan (2012-15)	14
5.	Ian Bramblett (2017-21)	13

► Since 1983

Minutes Played in Goal

Rk.	Player (Years)	Mins.
1.	Brian Steckroth (1998-01)	4,936
2.	Doug Williams (1991-94)	4,213
3.	T.J. Grady (1992-95)	3,760
4.	Mac Burke (2014-17)	3,643
5.	Mike Ulises (1985-88)	3,424

► Since 1983

Games Played

Rk.	Player (Years)	GP
1.	Joseph Greenspan (2011-14)	78
2.	Sam Bascom (2013-16)	76
3.	Grant Valenstein (2011-14)	75
4.	Dave Arnold (2010-13)	74
5.	Brock Dudley (2014-17)	72
	Geoff Fries (2011-14)	72
	Blake Busse (2010-13)	72
8.	Thomas Shiiba (2012-15)	71
	Derek Vogel (2012-15)	71
	Guy Skord (2010-13)	71
	Seth Walters (1991-94)	71
	Jono Halverson (1989-92)	71

SEASON RECORDS

Points

Rk.	Player (Years)	Gls.	Ast.	Pts.
1.	Karl Kaeser (1962)	27	0	54
2.	Karl Kaeser (1961)	24	0	48
3.	Al Vasiliasukas (1966)	17	4	38
4.	Arturo Calisto (1945)	18	0	36
5.	Paul Daulerio (1964)	16	0	32
6.	James Burger (1965)	15	0	30
	Thomas Boyce (1950)	15	0	30
8.	Myron Hura (1965)	14	0	28
	Myron Hura (1964)	14	0	28
	Myron Hura (1963)	14	0	28

Goals

Rk.	Player (Year)	Gls.
1.	Karl Kaeser (1962)	27
2.	Karl Kaeser (1961)	24
3.	Arturo Calisto (1945)	18
4.	Al Vasiliasukas (1966)	17
5.	Paul Daulerio (1964)	16
6.	James Burger (1965)	15
	Thomas Boyce (1950)	15
8.	Myron Hura (1965)	14
	Myron Hura (1964)	14
	Myron Hura (1963)	14

Shots

Rk.	Player (Year)	Shots
1.	Jacob Williams (2021)	82
2.	Jamie Dubyoski (2014)	63
3.	Jamie Dubyoski (2013)	62
4.	Joseph Greenspan (2011)	61
5.	Joseph Greenspan (2012)	55
5.	Michael Paisant (1998)	55

Game-Winning Goals

Rk.	Player (Year)	GWG
1.	Jamie Dubyoski (2014)	6
2.	Justin Fishburn (2001)	4
	Brye Gerhardt (2000)	4
4.	14 times, last by David Jackson (2022)	3

► Since 1983

Assists

Rk.	Player (Year)	Asts.
1.	Cliff Carpenter (1992)	11
2.	Martin Sanchez (2013)	10
3.	Michael Curtis (1995)	9
4.	Michael Paisant (2000)	8
	Seth Walters (1994)	8
	Tim Bourdan (1992)	8
	Seth Walters (1991)	8
	Glen Reid (1968)	8
9.	Dan Neverosky (2000)	7
	Stephen Earl (1997)	7

Saves

Rk.	Player (Year)	Saves
1.	Harry Schmidt (1986)	103
2.	Frank DiFilippo (2004)	97
	T.J. Grady (1995)	97
4.	Greg Denkler (1980)	94
5.	Mac Burke (2017)	92

Save Percentage

Rk.	Player (Year)	GA	Svs.	Pct.
1.	Gavin Snyder (2013)	6	66	.917
2.	Brian Steckroth (2001)	9	72	.889
3.	Harry Schmidt (1986)	14	103	.880
4.	Dave Postoll (1984)	11	72	.867
5.	T.J. Grady (1993)	12	76	.864

► Since 1983; minimum 1,000 minutes

Goals Against Average

Rk.	Player (Year)	Mins.	GA	GAA
1.	Gavin Snyder (2013)	1,459	6	0.37
2.	Brian Steckroth (2001)	1,657	9	0.49
3.	Ian Bramblett (2019)	1,568	10	0.57
4.	Jackson Morgan (2014)	1,697	11	0.58
5.	Aaron Dupere (2010)	1,495	13	0.78
	Mike Ulises (1987)	1,383	12	0.78

► Since 1983; minimum 1,000 minutes

Shutouts

Rk.	Player (Year)	SOs
1.	Ian Bramblett (2019)	10
	Gavin Snyder (2013)	10
	Tyler Fahning (2021)	10
2.	Brian Steckroth (2001)	9
3.	Pierce Holbrook (2022)	8
	Jackson Morgan (2014)	8
	Dave Postoll (1984)	8

► Since 1983

Minutes Played in Goal

Rk.	Player (Year)	Mins.
1.	Tyler Fahning (2021)	1,767
2.	Pierce Holbrook (2022)	1,730
3.	Mac Burke (2016)	1,713
4.	Doug Williams (1991)	1,707
5.	Jackson Morgan (2014)	1,697

► Since 1983

Game Started

Rk.	Player (Year)	Games
1.	Nick Dubee (2013)	22
	Martin Sanchez (2013)	22
	Guy Skord (2013)	22

Game Played

Rk.	Player (Year)	Games
1.	Dave Arnold (2013)	22
	Nick Dubee (2013)	22
	Jamie Dubyoski (2013)	22
	Alex Evans (2013)	22
	Geoff Fries (2013)	22
	Joseph Greenspan (2013)	22
	Martin Sanchez (2013)	22
	Guy Skord (2013)	22
	Grant Valenstein (2013)	22
	Derek Vogel (2013)	22

MISCELLANEOUS RECORDS

Single-Game Team Records

Goals	17 vs. Gettysburg (10-18-67)
Goals / Patriot League	5 vs. Army (10-20-95)
Goals Allowed	8 by Penn (10-27-28)
Goals Allowed / Patriot League	4 by Army (10-12-18)
	4 by Loyola (9-29-18)
	4 by Holy Cross (10-18-08)
	4 by Holy Cross (10-20-07)
	4 by Army (10-20-06)
	4 by Lafayette (10-22-05)
	4 by Army (10-23-98)
Shots	57 vs. Washington & Lee (11-1-75)
Corner Kicks	14 vs. Villanova (9-31-96)
Quickest Goal	0:18 vs. Gettysburg (10-18-67)
Quickest Opp. Goal	0:17 by Lafayette (10-7-00)
Cons. Navy Goals	0:37 vs. St. Bonaventure (9-5-99)
Cons. Opp. Goals	0:16 by American (10-11-08)
Margin of Victory	17 vs. Gettysburg (10-18-67)
Margin of Defeat	6 (0-6) vs. Dayton (9-19-99)
	6 (1-7) vs. Penn State (11-17-34)
	6 (2-8) vs. Penn (10-27-28)
	6 (1-7) vs. Penn (10-27-28)

Single-Season Team Records

Wins	16 (2013)
Losses	13 (2017)
Games Played	22 (2013)
Goals	71 (1965)
Goals (Since 1991)	39 (1995)
Fewest Goals For (min. 10 games)	10 (2003)
Fewest Goals Allowed (min. 10 games)	6 (1969)
Most Goals Allowed	38 (1998)
Overtime Games	8 (2014)
	8 (2001)
Overtime Wins	5 (2001)
Ties	9 (2022)
Longest Winning Streak	25 (9-30-64 to 11-13-65)
Longest Unbeaten Streak	28 (9-30-64 to 12-2-65)
Longest Losing Streak	8 (9-8-18 to 10-17-18)
Longest Winless Streak	12 (10-17-92 to 9-19-93)
Assists	42 (1994)
Shots	357 (2013)
Saves	144 (1990)
Shutouts For	11 (2013)
Shutouts Against	11 (2009)
	11 (2008)
	11 (2004)
Consecutive Shutouts For	8 (11-17-62 to 10-30-63)
Shutout Time For	765:43 (11-14-62 to 11-9-63)
Consecutive Shutouts Against	6 (10-17-09 to 11-7-09)
	6 (10-1-08 to 10-18-08)
Shutout Time Against	734:40 (9-27-08 to 10-25-08)

Single-Game Individual Records

Goals	5 by Karl Kaeser vs. Swarthmore (11-10-62)
	5 by Karl Kaeser vs. Gettysburg (11-1-61)
	5 by Karl Kaeser vs. Haverford (9-30-61)
	5 by Frank Behounek vs. Virginia (10-4-41)
Assists	4 by Mike Curtis vs. Army (10-20-95)
Points	10 by Karl Kaeser vs. Swarthmore (11-10-62)
	10 by Karl Kaeser vs. Gettysburg (11-1-61)
	10 by Frank Behounek vs. Virginia (10-4-41)
Saves	14 by Brian Steckroth vs. VCU (9-3-99)
	14 by Greg Denkler vs. American (9-8-79)
Cons. Games With a Goal	15 by Karl Kaeser (1961-63)

Freshman Single-Game Individual Records

Goals	3 by Dan Humphrey vs. Catholic (10-11-78)
	2, Five Times; last by Jacob Williams at Lafayette (10-24-18)
Assists	2, Several Times
Points	6 by Dan Humphrey vs. Catholic (10-11-78)
	5 by Derek Vogel vs. Howard (10-31-12)
Saves	11 by Dave Postoll vs. Howard (10-23-83)
	10 by Aaron Dupere vs. American (10-16-10)

MISCELLANEOUS RECORDS

Freshmen Records

Points				
Rk.	Player (Year)	Gls.	Ast.	Pts.
1.	Seth Walters (1991)	6	8	20
2.	Danny Humphrey (1978)	7	4	18
3.	Kenan Knieriem (1971)	8	1	17
4.	Jacob Williams (2018)	8	0	16
5.	Michael Paisant (1997)	6	2	14

Goals

Rk.	Player (Year)	Gls.
1.	Jacob Williams (2018)	8
	Kenan Knieriem (1971)	8
3.	Danny Humphrey (1978)	7
4.	Michael Paisant (1997)	6
5.	Dave Arnold (2010)	5
	Mike Donigan (1982)	5
	Mark Decker (1974)	5

Assists

Rk.	Player (Year)	Asts.
1.	Seth Walters (1991)	8
2.	Thomas Shiiba (2012)	5
	Matt Neely (1996)	5
	Mike Curtis (1994)	5
5.	Jarvian Wigfall (2017)	4
	Patrick Sopko (2010)	4
	Michael Rakocky (2009)	4
	Danny Humphrey (1978)	4

Saves

Rk.	Player (Year)	Saves
1.	Doug Williams (1991)	85
2.	Dave Postoll (1983)	78
3.	Aaron Dupere (2010)	55

All-Time Hat Tricks

Five-Goal Games

Karl Kaeser vs. Swarthmore (1962)
Karl Kaeser vs. Gettysburg (1961)
Karl Kaeser vs. Haverford (1961)
Frank Behounek vs. Virginia (1941)

Four-Goal Games

Skip Giessing vs. Catholic (1971)
Glen Reid vs. Gettysburg (1967)
James Burger vs. Gettysburg (1965)
Myron Hura vs. Brooklyn College (1965)
Myron Hura vs. Duke (1964)
Paul Daulerio vs. North Carolina (1964)
Karl Kaeser vs. Virginia (1962)
Karl Kaeser vs. Gettysburg (1962)
Guillermo Tirado vs. Gettysburg (1960)
H.A. Poenack vs. Lehigh (1946)
Arturo Calisto vs. Coast Guard (1945)
Arturo Calisto vs. Muhlenberg (1945)
Archie Ruggieri vs. Coast Guard (1945)
Arturo Calisto vs. Bucknell (1943)
G.H. Wigfall vs. Bucknell (1932)
Francis Williamson vs. Lafayette (1928)

Three-Goal Games

Jacob Williams vs. Army (2021)
Joseph Greenspan vs. Lafayette (2012)
Doug DeVuono vs. Fla. Gulf Coast (2007)
Craig Ruhs vs. Fordham (2001)
Michael Paisant vs. Army (1999)
Cliff Carpenter vs. William & Mary (1990)
Hal Zabrowski vs. Catholic (1987)
Joe Kiefer vs. Catholic (1987)
John Moraytis vs. UNC Wilmington (1984)
Dan Humphrey vs. Catholic (1978)
Kenan Knieriem vs. Wash. & Lee (1974)
Kenan Knieriem vs. George Wash. (1972)
Bob Preston vs. Georgetown (1971)
Casey Bahr vs. Georgetown (1969)
Casey Bahr vs. Georgetown (1967)
Greg Brubeck vs. Gettysburg (1967)
John Bodine vs. Gettysburg (1967)
Al Vasiliauskas vs. Duke (1966)
Al Vasiliauskas vs. West Chester (1966)
Al Vasiliauskas vs. Coast Guard (1966)
Myron Hura vs. Merch. Mar. Ac. (1965)
James Burger vs. Penn (1965)
Al Vasiliauskas vs. Brooklyn Coll. (1965)
Paul Daulerio vs. Gettysburg (1964)
Paul Daulerio vs. Haverford (1964)
Paul Deulerio vs. Army (1963)
Myron Hura vs. Howard (1963)

Myron Hura vs. Gettysburg (1963)
Karl Kaeser vs. Virginia (1963)
Karl Kaeser vs. Drexel (1962)
Carmine Tortora vs. Bucknell (1959)
Karl Ripplemeyer vs. Bucknell (1958)
Robert White vs. Georgetown (1958)
Charles Harlow vs. Brooklyn Coll. (1956)
James Pitney vs. Pittsburgh (1955)
Francisco Vainstein vs. Maryland (1955)
George Fetterer vs. Maryland (1953)
Thomas Boyce vs. Army (1950)
Thomas Boyce vs. Gettysburg (1950)
Archie Ruggieri vs. Yale (1948)
C.L. Stiles vs. Haverford (1946)
Arturo Calisto vs. Penn State (1945)
Arturo Calisto vs. Penn (1945)
Arturo Calisto vs. Bucknell (1944)
Arturo Calisto vs. Muhlenberg (1944)
Arturo Calisto vs. Penn (1944)
Arturo Calisto vs. Duke (1943)
F.M.L. Davis vs. Virginia (1940)
R.W. Parker vs. Yale (1938)
M. Kilpatrick vs. Lafayette (1937)
G.H. Wigfall vs. Syracuse (1933)
Paul Shovestul vs. Bucknell (1931)
William Gubbins vs. Lafayette (1929)
R. McGlathery vs. Frank. & Marshall (1928)

Golden Goals (Since 1997)

8-30-97	Clifton Smith	St. Francis Brooklyn	N / A	1-0
9-10-97	Matt Neely	Delaware	N / A	2-1
10-31-99	Craig Ruhs	Bucknell	106:54	1-0
9-9-01	Justin Fishburn	Towson	99:30	1-0
9-23-01	Brye Gerhardt	Hartwick	90:20	1-0
10-6-01	Matt Sanchez	Lafayette	119:10	1-0
10-10-01	Justin Fishburn	Delaware	100:02	2-1
11-4-01	Jamie Coyle	Bucknell	91:32	2-1
9-1-02	Matt Sanchez	Massachusetts	97:07	3-2
9-7-07	Mark Garcia	Iona	103:47	2-1
9-5-08	Wes Powell	Adelphi	99:22	2-1
9-7-08	Mike Porcelli	Lipscomb	109:03	3-2
9-12-08	Sam Miller	Saint Joseph's	109:32	1-0
9-18-09	Eric Wootten	Temple	93:35	3-2
9-26-09	Wes Powell	Army	97:45	1-0
10-6-09	Luke Goldsborough	Loyola	91:48	2-1
10-10-09	Andrew Garcia	Lehigh	98:45	2-1
10-30-11	Patrick Sopko	Holy Cross	93:58	2-1
9-19-12	Dave Arnold	George Mason	107:27	2-1
9-7-13	Thomas Shiiba	Central Conn.	99:49	2-1
10-26-13	Alex Evans	Holy Cross	95:33	1-0
11-8-13	Joseph Greenspan	Army	106:06	1-0
11-7-14	Derek Vogel	Army	106:45	1-0
9-19-15	Sam Bascom	Saint Joseph's	95:03	1-0
10-29-16	Daniel Zaremba	Lafayette	94:39	3-2
9-3-21	David Jackson	Iona	97:26	2-1
9-29-21	Zach Wagner	Lafayette	107:56	3-2

The Last Time That...

A Navy Team

Navy scored 4 goals	4 at American (10-2-19)
Navy scored 5 goals	5 vs. Appalachian State (9-5-14)
Navy scored 6 or more goals	7 vs. UMES (10-24-95)
Took 25-plus shots	30 vs. Mount St. Mary's (10-20-21)
Took 30-plus shots	30 vs. Mount St. Mary's (10-20-21)
Took 5 or fewer shots	4 at Georgetown (11-17-22)
Had 10 corner kicks	11 vs. UMBC (10-19-22)
Had 10 saves	10 vs. Furman (8-28-16)
Had five or fewer fouls	5 at Holy Cross (10-22-22)
Won in overtime	vs. Lafayette (9-29-21)

A Navy Individual

3 goals	3 by Jacob Williams vs. Army (10-9-21)
4 goals	4 by Skip Giessing vs. Catholic (10-9-71)
3 assists	3 by Michael Paisant vs. Long Island (9-1-00)
Red Card	Bench vs. Holy Cross (10-8-16)
10 saves	12 by Mac Burke vs. Colgate (10-29-17)
Golden Goal	Zach Wagner vs. Lafayette (9-29-21)
Penalty Kick Goal	David Jackson vs. American (11-2-22)

MISCELLANEOUS RECORDS

Patriot League Record Book

Season - Goals Against Average (Individual)

0.37 (1st) by Gavin Snyder (2013)
0.49 (T-4th) by Brian Steckroth (2001)
0.58 (T-9th) by Jackson Morgan (2014)

Season - Shutouts (Individual)

10 (T-7th) by Ian Bramblett (2019)
10 (T-7th) by Gavin Snyder (2013)

Season - Assists (Individual)

11 (T-5th) by Cliff Carpenter (1992)

Career - Shutouts (Individual)

20 (T-6th) by Brian Steckroth (1998-01)

Career - Assists (Individual)

23 (T-7th) by Seth Walters (1991-94)

Season - Most League Wins (Team)

9 (1st) by Navy (2013)

Season - Consecutive Victories (Team)

15 (1st) by Navy (2013)

Individual Annual PL Leaders

Category	Player	Year	No.
Points	Tim Bourdan	1992	24
Assists	Seth Walters	1991	8
Assists	Cliff Carpenter	1992	11
Assists	Mark Garcia	2007	5
Assists	Martin Sanchez	2013	10
Shots	Jacob Williams	2021	82
Saves	Frank DiFilippo	2004	97
Saves	Nolan Grebb	2008	76
Saves	Mac Burke	2017	92
Saves	Pierce Holbrook	2022	69
GAA	Doug Williams	1991	1.16
GAA	T.J. Grady	1995	1.09
GAA	Brian Steckroth	2000	0.85
GAA	Brian Steckroth	2001	0.49
GAA	Aaron Dupere	2010	0.78
GAA	Gavin Snyder	2013	0.37
GAA	Jackson Morgan	2014	0.58
GAA	Mac Burke	2016	1.05
GAA	Ian Bramblett	2019	0.57
Save Pct.	T.J. Grady	1995	.851
Save Pct.	Frank DiFilippo	2004	.851
Save Pct.	Gavin Snyder	2013	.917
Save Pct.	Jackson Morgan	2014	.831
Shutouts	T.J. Grady	1995	6
Shutouts	Brian Steckroth	2000	5
Shutouts	Brian Steckroth	2001	9
Shutouts	Ian Bramblett	2019	10
Shutouts	Pierce Holbrook	2022	8

2022 United Soccer Coaches Postseason Poll

Rk.	School	W-L-T*
1	Syracuse	18-2-5
2	Indiana	14-4-7
3	Kentucky	15-1-5
4	Duke	13-2-4
5	Pittsburgh	12-5-5
6	Washington	15-2-3
7	Stanford	12-2-6
8	Creighton	13-5-6
9	Clemson	13-7-1
10	UNC Greensboro	13-2-6
11	Marshall	11-4-4
12	Vermont	16-4-2
13	Portland	15-3-3
14	Maryland	11-4-5
15	Virginia	10-4-5
16	Tulsa	10-5-2
17	Georgetown	12-6-3
18	Wake Forest	14-6-0
19	SMU	10-6-1
20	Cornell	14-4-1
21	FIU	13-5-2
22	Akron	11-4-5
23	New Hampshire	15-4-1
24	Saint Louis	12-5-3
25	Penn	13-3-2

* Denotes Final 2022 Record

NCAA Record Book

Season - Points Per Game (Individual)

4.90 (9th) by Karl Kaeser (1962)
4.36 (16th) by Karl Kaeser (1961)

Season - Goals Per Game (Individual)

2.45 (5th) by Karl Kaeser (1962)
2.18 (12th) by Karl Kaeser (1961)

Season - Goals-Against Average (Individual)

0.37 (17th) by Gavin Snyder (2013)

Season - Save Percentage (Individual)

.917 (8th) by Gavin Snyder (2013)

Career - Points Per Game (Individual)

3.49 (8th) by Karl Kaeser (1961-63)

Career - Goals Per Game (Individual)

1.74 (5th) by Karl Kaeser (1961-63)

Consecutive Games With At Least One Goal

15 (2nd) by Karl Kaeser (11-25-61 to 10-12-63)

Season - Goals Per Game (Team)

5.07 (T-15th) by Navy (1965)

Game - Goals (Team)

17 (T-11th) by Navy vs. Gettysburg (10-19-67)

Consecutive Wins (Team)

25 (T-1st) by Navy (9-30-64 to 11-13-65)

Consecutive Games Without a Loss (Team)

28 (T-10th) by Navy (9-30-64 to 11-27-65)

Consecutive Shutouts (Team)

8 (T-13th) by Navy (11-17-62 to 10-30-63)

Individual Annual NCAA Leaders

Category	Player	Year	No.
Points/Game	Karl Kaeser	1962	4.90
Goals/Game	Karl Kaeser	1962	2.45
Save Pct.	Gavin Snyder	2013	.917

Championships and Final Poll

National Championships

NCAA Tournament (1)

• 1964

Awarded by the NSCAA Poll (2)

• 1944

• 1945 (Co-Champions with Army, Yale and Haverford)

Awarded by the ISFA Poll (2)

• 1932 (Co-Champions with Penn)

• 1943 (Co-Champions with RPI)

Ranked in Final Coaches Poll (Since 1971)

1971 #10

2013 #25

Note: Coaches poll conducted by the Intercollegiate Soccer Coaches Association of America (ISAA) from 1971 to 1995. The National Soccer Coaches Association of America (NSCAA) assumed responsibility in 1996. There was no final coaches poll prior to 1971.

All-Time Largest NCAA Regular Season Crowds (Excludes NCAA Tournament)

Attendance	Home Team vs. Opponent	Date
22,512 *	Saint Louis vs. SIUE	Oct. 30, 1980
20,112 *	Saint Louis vs. SIUE	Nov. 9, 1973
15,896	UC Santa Barbara vs. UCLA	Sept. 24, 2010
15,000 *	Saint Louis vs. SIUE	Nov. 5, 1972
14,919	UC Santa Barbara vs. Cal Poly	Oct. 24, 2015
14,345	UC Santa Barbara vs. Cal Poly	Oct. 25, 2014
13,822	UC Santa Barbara vs. Cal Poly	Nov. 4, 2011
13,772	UC Santa Barbara vs. San Diego	Sept. 23, 2011
13,467	UC Santa Barbara vs. Cal Poly	Oct. 19, 2012
12,805	UC Santa Barbara vs. Cal Poly	Nov. 9, 2013
12,224	Fresno St. vs. San Francisco	Sept. 27, 1987
11,424	UC Santa Barbara vs. Cal Poly	Oct. 22, 2016
11,242	UC Santa Barbara vs. Duke	Oct. 15, 2010
11,075	Cal Poly vs. UC Santa Barbara	Oct. 17, 2008
11,075	Cal Poly vs. UC Santa Barbara	Oct. 14, 2011
11,075	Cal Poly vs. UC Santa Barbara	Nov. 3, 2012
11,075	Cal Poly vs. UC Santa Barbara	Oct. 25, 2013
11,075	Cal Poly vs. UC Santa Barbara	Nov. 2, 2014
11,075	Cal Poly vs. UC Santa Barbara	Oct. 17, 2015
11,075	Cal Poly vs. UC Santa Barbara	Oct. 15, 2016
11,075	Cal Poly vs. UC Santa Barbara	Oct. 28, 2017
11,075	Cal Poly vs. UC Santa Barbara	Sept. 30, 2018
10,293	UC Santa Barbara vs. Cal Poly	Oct. 14, 2017
10,168 ^	Army West Point vs. Navy	Nov. 7, 2014
10,114	UC Santa Barbara vs. Indiana	Oct. 2, 2009
10,092 ^	Army West Point vs. Navy	Sept. 23, 2016

Minimum 10,000 attendance

* At Busch Stadium, St. Louis

^ At Subaru Park, Chester, Pa. (Formerly PPL Park and Talen Energy Stadium)

ANNUAL LEADERS

Points

2022	David Jackson	15
2021	Jacob Williams	18
2020	David Jackson	6
2019	Jacob Williams	18
2018	Jacob Williams	16
2017	Daniel Zaremba	11
2016	Daniel Zaremba	9
2015	Derek Vogel	10
2014	Jamie Dubyoski	24
2013	Jamie Dubyoski	23
2012	Joseph Greenspan	16
2011	David Jackson	14
2010	Dave Arnold	12
2009	Mark Garcia	8
	Michael Rakoczy	8
2008	Mike Porcelli	8
2007	Doug DeVuono	8
	Adam Pennington	8
2006	McKenzie Plank	19
2005	J.P. Murphy	12
2004	J.P. Murphy	8
2003	Doug Kurz	4
	Matt Sanchez	4
2002	Dan Montgomery	13
2001	Brye Gerhardt	14
2000	Brye Gerhardt	21
1999	Brye Gerhardt	19
1998	Michael Paisant	13
1997	Matt Neely	16
1996	Matt Neely	13
1995	Aaron Swenson	18
1994	Justin Lemmon	16
	Aaron Swenson	16
	Seth Walters	16
1993	Brent Boyle	10
	Seth Walters	10
1992	Tim Bourdan	24
1991	Seth Walters	20
1990	Cliff Carpenter	15
1989	Hal Zabrowski	14
1988	Hal Zabrowski	10
1987	Hal Zabrowski	20
1986	Mark Hernandez	9
1985	Mike Donigan	13
1984	John Moraytis	23
1983	Tab Bruner	17
1982	Tab Bruner	11
	Mike Donigan	11
1981	Charles Borowski	13
1980	Gerry Hueber	10
1979	Dan Humphrey	11
1978	Dan Humphrey	18
1977	Scott Eckert	16
1976	Scott Eckert	17
1975	Scott Eckert	14
	Thomas Panik	14
1974	Thomas Panik	17
1973	Kenan Knieriem	16
	Thomas Panik	16
1972	Kenan Knieriem	16
1971	George Giessing	18
1970	George Giessing	13
1969	Casey Bahr	22
1968	Mike Flanagan	21
1967	Glen Reid	25
1966	Al Vasiliasukas	38

1965	James Burger	30
1964	Paul Daulerio	32
1963	Myron Hura	28
1962	Karl Kaeser	54
1961	Karl Kaeser	48
1960	Guillermo Tirado	20
1959	Clifford Martin	16
1958	Richard Stengel	14
1957	Karl Ripplemeyer	18
1956	Charles Harlow	18
	Guillermo Zariquiey	18
1955	James Pitney	14
	Francisco Vainstein	14
1954	George Fetterer	10
	Winfield Sides	10
1953	George Fetterer	12
	Peter Fitzwilliam	12
1952	Robert Bicknell	10
1951	Gordon Jayne	12
1950	Thomas Boyce	30
1949	Thomas Boyce	22
1948	Archie Ruggieri	26
1947	Manuel Bentin	12
1946	H.A. Poenack	20
1945	Arturo Calisto	36
1944	Arturo Calisto	24
1943	Arturo Calisto	26
1942	J.A. Swank	12
1941	Frank Behounek	14
1940	F.M.L. Davis	8
1939	R.W. Parker	10
1938	R.W. Parker	12
1937	M. Kilpatrick	8
	R.W. Parker	8
1936	Everett Sanderson	10
1935	R.A. Teel	8
1934	S.R. Miller	10
1933	G.H. Wigfall	18
1932	G.H. Wigfall	14
1931	Paul Shovestul	18
1930	Francis Williamson	8
1929	Paul Shovestul	14
1928	Francis Williamson	16
1927	Richard McGlathery	10
1926	Roland Pryce	10
1925	Not Available	
1924	Not Available	
1923	E.P. Creehan	8
1922	E.P. Creehan	12
1921	H.D. Baker	6

Goals

2022	David Jackson	6
2021	Jacob Williams	7
2020	David Jackson	2
2019	Jacob Williams	7
	Nicko West	7
2018	Jacob Williams	8
2017	Daniel Zaremba	5
2016	Sam Bascom	3
	Daniel Zaremba	3
2015	Aubrey Jones	4
2014	Jamie Dubyoski	9
2013	Jamie Dubyoski	10
2012	Joseph Greenspan	6
2011	David Jackson	6
2010	Dave Arnold	5

	Michael Rakoczy	5
2009	Mark Garcia	2
	Wes Powell	2
	Michael Rakoczy	2
	Michael Uyehara	2
	Eric Wootten	2
2008	Mike Porcelli	4
2007	Doug DeVuono	4
	Adam Pennington	4
2006	McKenzie Plank	8
2005	J.P. Murphy	4
	Addy Strasdas	4
2004	J.P. Murphy	3
2003	Doug Kurz	2
2002	Dan Montgomery	6
2001	Brye Gerhardt	4
	Justin Fishburn	4
	Matt Sanchez	4
2000	Brye Gerhardt	9
1999	Brye Gerhardt	8
1998	Michael Paisant	6
1997	Michael Paisant	6
1996	Matt Neely	4
1995	David Cuthbert	7
	Aaron Swenson	7
1994	Aaron Swenson	7
1993	Todd Bruemer	3
	Shawn Moyer	3
	Seth Walters	3
1992	Tim Bourdan	8
	Seth Walters	8
1991	Cliff Carpenter	6
	Jerry Dearie	6
	Seth Walters	6
1990	Cliff Carpenter	6
1989	Hal Zabrowski	5
1988	Lou Schager	4
1987	Hal Zabrowski	9
1986	Mark Hernandez	4
1985	Mike Donigan	5
1984	John Moraytis	11
1983	Tab Bruner	7
1982	Tab Bruner	5
	Mike Donigan	5
1981	Keith Wauters	6
1980	Paul Horgan	4
	Gerry Hueber	4
	Keith Wauters	4
	Steve Young	4
1979	Walt Silveria	5
1978	Dan Humphrey	7
1977	Scott Eckert	7
1976	Scott Eckert	7
1975	Scott Eckert	6
1974	Thomas Panik	8
1973	Kenan Knieriem	8
1972	Kenan Knieriem	7
1971	Steve Giessing	8
1970	Steve Giessing	5
1969	Casey Bahr	9
1968	Mike Flanagan	8
1967	Glen Reid	12
1966	Al Vasiliasukas	17
1965	James Burger	15
1964	Paul Daulerio	16
1963	Myron Hura	14
1962	Karl Kaeser	27

1961	Karl Kaeser	24
1960	Guillermo Tirado	8
1959	Clifford Martin	8
1958	Richard Stengel	7
1957	Karl Ripplemeyer	9
1956	Charles Harlow	9
	Guillermo Zariquiey	9
1955	James Pitney	7
	Francisco Vainstein	7
1954	George Fetterer	5
	Winfield Sides	5
1953	George Fetterer	6
	Peter Fitzwilliam	6
1952	Robert Bicknell	5
1951	Gordon Jayne	6
1950	Thomas Boyce	15
1949	Thomas Boyce	11
1948	Archie Ruggieri	13
1947	Manuel Bentin	6
1946	H.A. Poenack	10
1945	Arturo Calisto	18
1944	Arturo Calisto	12
1943	Arturo Calisto	13
1942	J.A. Swank	6
1941	Frank Behounek	7
1940	F.M.L. Davis	4
1939	R.W. Parker	5
1938	R.W. Parker	6
1937	M. Kilpatrick	4
	R.W. Parker	4
1936	Everett Sanderson	5
1935	R.A. Teel	4
1934	S.R. Miller	5
1933	G.H. Wigfall	9
1932	G.H. Wigfall	7
1931	Paul Shovestul	9
1930	Francis Williamson	4
1929	Paul Shovestul	7
1928	Francis Williamson	8
1927	Richard McGlathery	5
1926	Roland Pryce	5
1925	Not Available	
1924	Not Available	
1923	E.P. Creehan	4
1922	E.P. Creehan	6
1921	H.D. Baker	3

Assists

2022	Noah Ward	4
2021	David Jackson	7
	Sidney Paris	7
2020	David Jackson	2
2019	Diego Manrique	5
2018	Wyatt Millard	2
	Ethan Singer	2
2017	T.J. Powers	4
	Jarvian Wigfall	4
2016	Diego Manrique	3
	Daniel Zaremba	3
2015	Derek Vogel	4
	Sam Bascom	4
2014	Jamie Dubyoski	6
	Thomas Shiiba	6
	Derek Vogel	6
2013	Martin Sanchez	10
2012	Alex Wilson	6
2011	Blake Busse	3

	Alex Wilson	3
2010	Patrick Sopko	4
2009	Mark Garcia	4
	Michael Rakoczy	4
2008	Mark Garcia	3
2007	Mark Garcia	5
2006	McKenzie Plank	3
2005	J.P. Murphy	4
2004	McKenzie Plank	3
	Carter Stapleton	3
2003	Ryan Peters	3
2002	Aaron McElhose	2
	Dan Neverosky	2
	Ryan Peters	2
	Joe Snyder	2
2001	Brye Gerhardt	6
2000	Michael Paisant	8
1999	Matt Neely	6
1998	Stephen Earl	6
1997	Stephen Earl	7
1996	Matt Neely	5
1995	Mike Curtis	9
1994	Seth Walters	8
1993	Brent Boyle	6
1992	Cliff Carpenter	11
1991	Seth Walters	8
1990	Jim Mulik	6
1989	Hal Zabrowski	4
1988	Jim Mulik	4
	Hal Zabrowski	4
1987	Mark Hernandez	4
	Lou Schager	4
1986	Chris Clay	3
	Lou Schager	3
1985	Scott Miller	4
1984	Rob Cissel	6
1983	Mike Donigan	4
1982	Andrew Hofley	2
1981	Howie Hein	4
1980	Iric Bressler	3
	Dan Humphrey	3
	Walt Silveria	3
1979	Dan Humphrey	3
1978	Jeff Johnson	6
1977	Jeff Johnson	3
1976	Dave Jenkins	4
1975	Thomas Panik	4
1974	Samuel Dennis	3
1973	Steve Dolat	3
1972	Tom Enright	3
1971	Bob Preston	6
1970	Keith Dolan	5
1969	Tom Abernathy	5
1968	Glen Reid	8
1967	Al Vasiliasukas	5
1966	Al Vasiliasukas	4

Goals Against Avg.*

2022	Pierce Holbrook	0.88
2021	Tyler Fahning	1.02
2020	Ian Bramblett	0.97
2019	Ian Bramblett	0.57
2018	Tyler Fahning	1.48
2017	Mac Burke	1.47
2016	Mac Burke	1.05
2015	Jackson Morgan	1.08
2014	Jackson Morgan	0.58



ANNUAL LEADERS

2013	Gavin Snyder	0.37	1989	Brad Blackwelder	78
2012	Gavin Snyder	1.31	1988	Mike Ulises	66
2011	Max Renaldo	0.35	1987	Mike Ulises	55
2010	Aaron Dupere	0.78	1986	Harry Schmidt	103
2009	Tyler Bristol	1.42	1985	Harry Schmidt	65
2008	Nolan Grebb	1.57	1984	Dave Postoll	72
2007	Thomas Jenkins	1.14	1983	Dave Postoll	84
2006	Evan Barnes	1.28	1982	Jeffrey Young	64
2005	Aric McElheny	0.95	1981	Jeffrey Young	33
2004	Frank DiFilippo	0.97	1980	Greg Denkler	94
2003	Frank DiFilippo	1.34	1979	Greg Denkler	61
2002	Matt Copare	1.53	1978	Kevin Albright	29
2001	Brian Steckroth	0.49	1977	Kevin Albright	57
2000	Brian Steckroth	0.85	1976	Kevin Albright	37
1999	Brian Steckroth	1.46	1975	Bruce Montgomery	49
1998	Kevin Campbell	2.05			
1997	Greg Stepler	1.80			
1996	Kevin Campbell	1.19			
1995	T.J. Grady	1.09			
1994	T.J. Grady	1.25			
1993	T.J. Grady	0.96			
1992	Doug Williams	1.25			
1991	Doug Williams	1.16			
1990	Van States	1.28			
1989	Brad Blackwelder	0.83			
1988	Mike Ulises	0.99			
1987	Mike Ulises	0.80			
1986	Mike Ulises	0.42			
1985	Harry Schmidt	1.10			
1984	Dave Postoll	0.86			
1983	Dave Postoll	1.39			

* Minimum 500 minutes.

Saves

2022	Pierce Holbrook	69
2021	Tyler Fahning	50
2020	Ian Bramblett	16
2019	Ian Bramblett	42
2018	Ian Bramblett	31
2017	Mac Burke	92
2016	Mac Burke	64
2015	Jackson Morgan	63
2014	Jackson Morgan	54
2013	Gavin Snyder	66
2012	Gavin Snyder	53
2011	Aaron Dupere	64
2010	Aaron Dupere	55
2009	Tyler Bristol	51
2008	Nolan Grebb	76
2007	Evan Barnes	31
2006	Evan Barnes	44
2005	Aric McElheny	34
2004	Frank DiFilippo	97
2003	Frank DiFilippo	72
2002	Matt Copare	69
2001	Brian Steckroth	72
2000	Brian Steckroth	64
1999	Brian Steckroth	79
1998	Kevin Campbell	62
1997	Greg Stepler	90
1996	Kevin Campbell	54
1995	T.J. Grady	97
1994	T.J. Grady	35
1993	T.J. Grady	76
1992	Doug Williams	54
1991	Doug Williams	85
1990	Van States	88

HONORS / ACCOLADES

All-Americans United Soccer Coaches* All-Americans

1941	Henry Crawford	2nd
1942	F.J. Suhre	2nd
1943	Arturo Calisto	1st
1943	William Chaires	1st
1943	Samuel Gorsline	1st
1943	George Reaves	1st
1944	Arturo Calisto	1st
1944	Robert Kirk	1st
1944	George Reaves	1st
1944	R.J. Leuschner	2nd
1945	Arturo Calisto	1st
1945	Archie Ruggieri	1st
1945	Jose Castano	2nd
1945	L.A. Marousek	2nd
1945	W.F. Small	2nd
1946	Jose Castano	2nd
1946	Al Schaufelberger	HM
1947	Jack Coulter	1st
1947	Roger Peard	1st
1947	Al Schaufelberger	1st
1947	Manuel Bentin	HM
1947	R.S. Chew	HM
1947	D.W. Cullivan	HM
1948	Joseph McLernan	2nd
1948	Roger Peard	2nd
1948	Al Schaufelberger	2nd
1949	Daniel Masias	HM
1949	Joseph McLernan	HM
1951	Gordon Jayne	2nd
1952	Robert Bicknell	HM
1954	Bruce Newell	1st
1955	Peter Fitzwilliam	HM
1955	Andy Massimino	HM
1956	Andy Massimino	HM
1958	John Meehan	1st
1959	Robert Parker	HM
1961	Neil Fagan	1st
1961	Karl Kaeser	HM
1962	Karl Kaeser	1st
1962	Donald MacLaughlin	2nd
1963	Myron Hura	1st
1963	Karl Kaeser	2nd
1964	Myron Hura	1st
1964	Paul Daulerio	2nd
1965	James Burger	2nd
1965	Myron Hura	2nd
1966	Al Vasilias	HM
1967	Tom Teach	1st
1968	Casey Bahr	HM
1968	Richard Bartlett	HM
1969	Casey Bahr	HM
1969	Robert Tamburini	HM
1970	Thomas Abernathy	HM
1975	Thomas Panik	2nd
1975	Bruce Montgomery	HM
2001	Brian Steckroth	2nd
2013	Joseph Greenspan	3rd
2014	Joseph Greenspan	1st

Three-Time United Soccer Coaches* All-Americans

1943, 1944, 1945	Arturo Calisto
1946, 1947, 1948	Al Schaufelberger
1961, 1962, 1963	Karl Kaeser
1963, 1964, 1965	Myron Hura

Two-Time United Soccer Coaches* All-Americans

1943, 1944	George Reeves
1945, 1946	Jose Castano
1947, 1948	Roger Peard
1948, 1949	Joseph McLernan
1955, 1956	Andy Massimino
1968, 1969	Casey Bahr
2013, 2014	Joseph Greenspan

United Soccer Coaches* Mid-Atlantic Region Coach of the Year

2013	Dave Brandt
------	-------------

United Soccer Coaches* All-Region Team

2000	Michael Paisant	1st
2000	Brian Steckroth	1st
2001	Brian Steckroth	1st
2001	Craig Ruhs	2nd
2006	McKenzie Plank	3rd
2010	Michael Rakoczy	2nd
2010	Martin Sanchez	3rd
2011	David Jackson	3rd
2011	Martin Sanchez	3rd
2013	Jamie Dubyoski	1st
2013	Joseph Greenspan	1st
2013	Martin Sanchez	2nd
2013	Derek Vogel	2nd
2014	Jamie Dubyoski	1st
2014	Joseph Greenspan	1st
2014	Derek Vogel	2nd
2015	Derek Vogel	2nd
2018	Jacob Williams	3rd
2019	Matt Nocita	1st
2019	Tyler Collins	2nd
2019	Ian Bramblett	3rd
2019	Wyatt Millard	3rd
2019	Jacob Williams	3rd
2020-21	Tyler Collins	2nd
2020-21	David Jackson	2nd
2020-21	Matt Nocita	2nd
2020-21	Jacob Williams	2nd
2021	Matt Nocita	2nd
2021	David Jackson	3rd
2021	Jacob Williams	3rd
2022	David Jackson	2nd
2022	JD Wagner	2nd

* Formerly known as the National Soccer Coaches Association of America (NSCAA)

Intercollegiate Soccer Football Association First-Team All-Americans

1930	George Hutchinson
1931	John Corry
1934	Everett Sanderson
1936	Everett Sanderson ◀
1939	J.F. Refo •
1939	John Partridge •
1939	Robert Parker •
1940	Joseph Reedy •
1940	Frank Davis •

◀ Middle Atlantic District | • Southern District

NCAA All-Tournament Team

1964	Myron Hura (Defensive MOP)
------	----------------------------

College Soccer News All-Americans

2013	Joseph Greenspan	3rd
2014	Joseph Greenspan	1st

Top Drawer Soccer Best XI

2014	Joseph Greenspan	1st
------	------------------	-----

College Soccer News Freshman All-American Team

2010	Martin Sanchez	2nd
2012	Derek Vogel	3rd

Olympians

1972	Munich Games	Casey Bahr
------	--------------	------------

MLS Draft Picks

2015	Joseph Greenspan
	Colorado Rapids
	Second Round
	26th Pick Overall
2022	Matt Nocita
	New York Red Bulls
	First Round
	7th Pick Overall

ECAC Defensive Player of the Year

2021	Matt Nocita
------	-------------

ECAC All-Star Team

2013	Joseph Greenspan	1st
2013	Derek Vogel	1st
2013	Martin Sanchez	2nd
2014	Joseph Greenspan	1st
2015	Derek Vogel	1st
2021	Matt Nocita	1st
2022	David Jackson	1st
2022	JD Wagner	2nd

All-CAA (CAA Era: 1983-90)

1984	Rob Cissel	1st
1984	John Moraytis	1st
1985	Harry Schmidt	1st
1986	Harry Schmidt	1st
1987	Hal Zabrowski	1st
1988	Hal Zabrowski	1st

1988	Matt Tait	1st
1989	Hal Zabrowski	1st
1989	Cliff Carpenter	2nd
1989	Leon Wilson	2nd
1990	Cliff Carpenter	1st
1990	Jono Halverson	2nd
1990	Jim Mulik	2nd
1990	Leon Wilson	2nd

CAA Coach of the Year

1988	Greg Myers
------	------------

Patriot League Offensive Player of the Year

1999	Michael Paisant
2013	Jamie Dubyoski
2021	Jacob Williams

Patriot League Midfielder of the Year

2022	David Jackson
------	---------------

Patriot League Defensive Player of the Year

1999	Brian Steckroth
2001	Brian Steckroth
2013	Joseph Greenspan
2014	Joseph Greenspan
2019	Matt Nocita
2020-21	Matt Nocita
2021	Matt Nocita

Patriot League Rookie of the Year

1997	Michael Paisant
2012	Derek Vogel
2018	Jacob Williams
2020-21	David Jackson

Patriot League Coach of the Year

2005	Rich Miranda
2013	Dave Brandt

Patriot League Player of the Year

1992	Jono Halverson
------	----------------

All-Patriot League

1991	Jono Halverson	1st
1991	Cliff Carpenter	1st
1991	Seth Walters	1st
1992	Cliff Carpenter	1st
1992	Jono Halverson	1st
1992	Seth Walters	1st
1993	Jeff Wagner	1st
1993	Brent Boyle	2nd
1993	T.J. Grady	2nd
1994	Seth Walters	1st
1994	Mike Curtis	2nd
1995	David Cuthbert	1st
1995	T.J. Grady	1st
1995	Ryan Cox	2nd
1995	Mike Curtis	2nd
1996	John Bachmore	2nd

HONORS / ACCOLADES

1996	Ryan Cox	2nd	2021	Matt Nocita	1st
1996	J.T. Merchant	2nd	2021	Sidney Paris	1st
1997	John Bachmore	2nd	2021	Jacob Williams	1st
1997	Stephen Earl	2nd	2021	Baba Kallie	2nd
1997	Michael Lowe	2nd	2021	David Jackson	2nd
1998	Matt Neely	1st	2021	Tyler Fahning	2nd
1998	Loren Morgan	2nd	2021	Tyler Collins	3rd
1998	Michael Paisant	2nd	2021	JD Wagner	3rd
1999	Bobby Cherneski	1st	2022	David Jackson	1st
1999	Matt Neely	1st	2022	JD Wagner	1st
1999	Michael Paisant	1st	2022	Baba Kallie	2nd
1999	Brian Steckroth	1st	2022	Noah Ward	3rd
1999	Brian Lubitz	2nd			
2000	Michael Paisant	1st			
2000	Brian Steckroth	1st			
2000	Brye Gerhardt	2nd			
2000	Dan Neverosky	2nd			
2000	Craig Ruhs	2nd			
2001	Brye Gerhardt	1st			
2001	Brian Steckroth	1st			
2001	Bobby Cherneski	2nd			
2001	Justin Fishburn	2nd			
2001	Craig Ruhs	2nd			
2002	Dan Montgomery	2nd			
2003	Danny Urbanczyk	2nd			
2004	Frank DiFilippo	2nd			
2005	Addy Strasdas	2nd			
2006	Addy Strasdas	1st			
2006	McKenzie Plank	2nd			
2010	Michael Rakoczy	2nd			
2012	Nick Dubee	2nd			
2012	Derek Vogel	2nd			
2013	Jamie Dubyoski	1st			
2013	Martin Sanchez	1st			
2013	Joseph Greenspan	1st			
2013	Derek Vogel	1st			
2013	Guy Skord	2nd			
2013	Nick Dubee	2nd			
2013	Dave Arnold	3rd			
2013	Gavin Snyder	3rd			
2014	Jamie Dubyoski	1st			
2014	Joseph Greenspan	1st			
2014	P.J. Suess	2nd			
2014	Jackson Morgan	2nd			
2014	Derek Vogel	3rd			
2014	Daniel Camuti	3rd			
2015	Derek Vogel	1st			
2015	Sam Bascom	2nd			
2015	Brock Dudley	2nd			
2016	Brock Dudley	2nd			
2016	Sam Bascom	3rd			
2018	Jacob Williams	2nd			
2018	Matt Nocita	3rd			
2019	Matt Nocita	1st			
2019	Jacob Williams	1st			
2019	Wyatt Millard	2nd			
2019	Tyler Collins	2nd			
2019	Ian Bramblett	2nd			
2019	Nicko West	3rd			
2019	Diego Manrique	3rd			
2020-21	Tyler Collins	1st			
2020-21	Matt Nocita	1st			
2020-21	Jacob Williams	1st			
2020-21	Toni Adewole	3rd			
2020-21	Ian Bramblett	3rd			
2020-21	David Jackson	3rd			
2020-21	Baba Kallie	3rd			

Patriot League Preseason Defensive Player of the Year

2014	Joseph Greenspan
2020-21	Matt Nocita
2021	Matt Nocita

Patriot League Scholar-Athlete of the Year

1997	Donald Field
------	--------------

Patriot League All-Decade Team (1990-2000)

Jono Halverson (Class of 1993)

Patriot League 25th Anniversary Team (1990-2014)

Joseph Greenspan (Class of 2015)
Jono Halverson (Class of 1993)
Michael Paistant (Class of 2001)
Brian Steckroth (Class of 2002)

All-Patriot League Tournament MVP

2013	Guy Skord
2022	Zach Wagner

Patriot League All-Tournament Team

2011	Zach Davis
2011	Martin Sanchez
2013	Joseph Greenspan
2013	Martin Sanchez
2013	Guy Skord
2013	Derek Vogel
2014	Sam Bascom
2014	Derek Vogel
2017	Mac Burke
2017	Brock Dudley
2021	Matt Nocita
2021	Jacob Williams
2022	Cristian Coelho
2022	Pierce Holbrook
2022	A.J. Schuetz
2022	Zach Wagner

All-Patriot League Preseason Team

2013	Derek Vogel
2014	Jamie Dubyoski
2014	Joseph Greenspan
2014	Derek Vogel
2015	Jamie Dubyoski
2015	Derek Vogel
2019	Jacob Williams
2020-21	Matt Nocita
2020-21	Jacob Williams
2021	Matt Nocita
2021	David Jackson
2022	David Jackson
2023	David Jackson
2023	Baba Kallie
2023	Zach Wagner

Patriot League Preseason Offensive Player of the Year

2014	Jamie Dubyoski
2015	Jamie Dubyoski

Patriot League Preseason Midfielder of the Year

2022	David Jackson
2023	David Jackson

HONORS / ACCOLADES

Navy Team Awards

Lt. Michael F. Wilson Award

• Presented to that member of the Naval Academy varsity soccer team who has demonstrated the strongest will to win and the desire to do his best for the team through team spirit, aggressiveness, improvement, sportsmanship and effort.

1949	Warren Morgan, Jr.
1950	Thomas Boyce
1951	Robert Kampe
1952	Robert Bicknell
1953	Richard Chuday
1954	Joseph Armstrong
1955	Peter Fitzwilliam
1956	Andy Massimino
1957	Samuel Parker
1958	Telmo Ortega
1959	Clifford Martin
1960	Richard Kievit
1961	Wayne Barner
1962	Robert Tanis
1963	Dennis Ray
1964	Fabrizio Dudine
1965	Myron Hura
1966	Joseph Stephens
1967	Dennis Dugan
1968	Robert Reid, Jr.
1969	Robert Tamburini
1970	Thomas Abernathy
1971	Robert Spahr
1972	Michael Righi
1973	Richard Miller
1974	Samuel Dennis
1975	Bruce Montgomery
1976	Frank Pagano / David Williams
1977	David Morrison
1978	Jeffrey Johnson
1979	Richard Houck
1980	Richard Houck
1981	Gerry Hueber
1982	Robert Julius
1983	Joseph Purvis
1984	Kevin McAllum
1985	Kenneth Walls
1986	Matt Tait
1987	Lou Schager
1988	Lou Schager
1989	James Glynn
1990	Joseph Palmisano
1991	Jim Mulik
1992	Rich Bassi
1993	Cliff Carpenter
1994	Marc Boran
1995	Seth Walters
1996	T.J. Grady
1997	Ryan Cox / David Cuthbert
1998	Donald Field
1999	Stephen Earl
2000	Brian Lubitz
2001	Justin Fishburn / Brian Steckroth
2002	Brian Steckroth
2003	Dan Montgomery / Robert Cherneski
2004	Douglas Kurz / Dan Montgomery
2005	Kenan Knieriem
2006	McKenzie Plank

2007	Travis King
2008	Adam Pennington
2009	Matt Biesecker
2010	Sam Lepley
2011	Billy Sweetman / Wes Powell
2012	Gavin Snyder
2013	Class of 2014
2014	Michael Parker
2015	Thomas Shiiba
2016	Sam Bascom
2017	Aubrey Jones
2018	Andrew Hopkins
2019	Ben Nicholas
2020	Ernando Manrique
2021	JD Wagner
2022	Sam Kriel

Lt. William J. Dey Leadership Award

• Presented to that First Class Midshipman of the Naval Academy men's soccer team who during the course of four years exhibits the leadership qualities of determination and persistence against insurmountable odds, character beyond reproach, desire for success and unparalleled initiative in order to lead his teammates both on and off the field.

2001	Michael Paisant
2002	Justin Fishburn / Dan Neverosky
2003	Jamie Coyle / Dan Neverosky
2004	Jamie Coyle
2005	Frank DiFilippo
2006	Kenan Knieriem
2007	Tom Shelly
2008	Kyle Monbleau
2009	Scott Robertson
2010	Alex Foscett
2011	Sam Miller
2012	Giehti Christian
2013	Zach Davis
2014	Donnie Burton
2015	Derek Vogel
2016	Daniel Camuti
2017	Daniel Zarembo
2018	Michael Hurley
2019	Andrew Hopkins
2020	Ian Bramblett
2021	Joe Alex
2022	JD Wagner

Naval Academy Awards NAAA Sword For Men

• Presented to the midshipman of the graduating class declared by the Association's Athletic Committee to have personally excelled in athletics during his years of varsity competition.

1943	G.H. Ochenrider, Jr. (also Lacrosse)
1959	John Meehan
1960	Karl Rippelmeyer (also Lacrosse/Track)
1963	Don MacLaughlin (also Lacrosse)
1966	James Lewis (also Lacrosse)
1979	Jeffrey Johnson (also Lacrosse)
2002	Brian Steckroth
2015	Joseph Greenspan

Men's Coaches Calvert Award

• Presented by the Naval Academy Athletic Association in honor of Vice Admiral James Calvert, Superintendent of the Naval Academy (1968-72), to the varsity letterman of the graduating class selected by the varsity coaches as having persevered the most in his or her career. The award was first given out in 1973.

1975	Joseph Delpino
1979	Tom Shelly
1993	Cliff Carpenter
1995	Seth Walters
2014	Zach Davis

Thompson Trophy Cup

• Presented to the midshipman, male or female, declared by the Association's Athletic Committee to have done the most during the year for the promotion of athletics at the Naval Academy.

1957	Andrew Massimino; also Baseball
1969	John Bodine; also Lacrosse

ACADEMIC AWARDS

CoSIDA Academic

All-American

1996	Donald Field	3rd
1997	Donald Field	1st
2007	Evan Barnes	3rd
2010	Alex Foscett	2nd
2010	Sam Miller	3rd
2011	Sam Miller	1st
2011	Eric Wootten	3rd
2012	Eric Wootten	2nd
2013	Zach Davis	3rd
2020-21	Matt Nocita	2nd
2021	Matt Nocita	1st

CoSIDA Academic

All-District

2006	Evan Barnes	2nd
2006	Tom Shelly	2nd
2007	Evan Barnes	1st
2009	Sam Miller	2nd
2010	Alex Foscett	1st
2010	Sam Miller	1st
2011	Sam Miller	1st
2011	Eric Wootten	1st
2012	Zach Davis	1st
2012	Eric Wootten	1st
2013	Dave Arnold	1st
2013	Zach Davis	1st
2020-21	Matt Nocita	1st
2021	Matt Nocita	1st
2022	Cristian Coelho	

Patriot League

All-Academic Team

2010	Alex Foscett
2010	Sam Miller
2011	Sam Miller
2012	Eric Wootten
2013	Dave Arnold

2015	Thomas Moore
2016	Daniel Zarembo
2019	Matt Nocita
2020-21	Ian Bramblett
2020-21	Matt Nocita
2021	Matt Nocita

Lowe's Senior Class Award Winner

2007	Evan Barnes
------	-------------

Patriot League Academic Honor Roll

Josh Adelman	2009
Joe Alex	2019
Colin Armstrong	2020, 2021
Bayne Bentley	2020
Piroz Bahar	2016, 2017
Evan Barnes	2006, 2007
Sam Bascom	2014, 2015
Ericson Bean	2015, 2016
Matt Benedettini	2018
Carlos Benitez	1995
Ian Bramblett	2017, 2019, 2020
Tyler Bristol	2008
Tim Bourdan	1991
Todd Bruemer	1993
Mac Burke	2015, 2016, 2017
Donny Burton	2011, 2012
Josh Calderon	2016, 2017
Kevin Campbell	1996, 1998
Daniel Camuti	2016
Zach Capacete	2005
John Chapman	2010
Giehti Christian	2009, 2010, 2011, 2012
Cristian Coelho	2020, 2021, 2022
Brett Copare	2006, 2007
Will Craven	2009, 2010
Matthew Crider	2014, 2015, 2016, 2017
Zach Davis	2010, 2011, 2012, 2013
Dustin Detrick	2003, 2004
Alex DeVincentis	2022
Frank DiFilippo	2003, 2004
Jamie Dubyoski	2015
Aaron Dupere	2011, 2012
Stephen Earl	1997, 1998
Trevor Ellis	1997
Cash Elston	2006, 2007
Alex Evans	2013, 2014, 2015, 2016
Donald Field	1994, 1995, 1996
Alex Foscett	2009, 2010
Geoff Fries	2014
Ryan Frommelt	1997
Sean Gallagher	2012
Ward Gavin	2013
Sawyer Gilmore	2013, 2014, 2015
Jake Granados	2022
Phillip Gustafson	2018
Joe Hembree	2001, 2002
Chris Hermeling	2004, 2005
Duane Hess	1996, 1998
Hunter Holstad	2016, 2017
Michael Hurley	2015, 2016, 2017, 2018
David Jackson ('12)	2011, 2012
David Jackson ('24)	2022
Aubrey Jones	2015, 2016, 2017

HONORS / ACCOLADES

Nixon Keago	2017
Elijah Kilmer	2016
Travis King	2007
Kenan Knieriem	2003, 2004
Charlie Kriel	2022
Sam Kriel	2021, 2022
Nathan Kring	1994
Justin Lemmon	1995, 1996
Michael Lemonick	2011, 2012
Sam Lepley	2010
Tommy Lockhart	2022
Ermando Manrique	2017, 2018, 2020
Chris Marino	2006, 2007, 2008, 2009
Connor McCubrey	2009, 2010
Aric McElheny	2005
Aaron McElhose	2001
Sam Miller	2008, 2009, 2010, 2011
Dan Montgomery	1999, 2000, 2002
Thomas Moore	2014, 2015, 2016, 2017
Jackson Morgan	2013
Loren Morgan	1998
Shawn Moyer	1994, 1995, 1996
Dan Neverosky	1999, 2002
Ben Nicholas	2016, 2017, 2018, 2019
Matt Nocita	2018, 2019, 2020, 2021
Luke O'Hara	2019, 2020, 2021, 2022
Michael Paisant	1997
Anthony Parker	2007
Will Parker	2010
Thomas Pearson	2019, 2020, 2022
Matthias Pecoraro	2013, 2014, 2015
David Perry	1996, 1998
Ryan Peters	2002
Tim Pione	1992
Zach Pleis	2003, 2005, 2006
Mike Porcelli	2008
Wes Powell	2009, 2010, 2011
Max Renaldo	2010
Jake Roberts	1998
Scott Robertson	2007
Kennth Roman	1996
Matt Saunders	2013, 2014, 2016
Ryan Savitt	2014
Jeff St. George	1999, 2000
Chris Schneider	2007
Andrew Schug	2022
Nathan Scott	1998, 1999, 2000
Tom Shelly	2003, 2004, 2005, 2006
Mark Shiiba	2014, 2016
Guy Skord	2010, 2013
Patrick Sopko	2013
Seth Stewart	2009
Aaron Swenson	1994, 1995, 1996
Matt Tapajcik	2008, 2009
Ryan Teuschl	2018, 2019, 2020
Tait Thorne	2019, 2020, 2021, 2022
Danny Urbanczyk	2003
Scott Urbashich	2004
Grant Valenstein	2012, 2014
Nate Van Zoeren	2022
JD Wagner	2020, 2021, 2022
Connor Walcott	2021, 2022
Noah Ward	2022
Justin Waskey	2006, 2007
John Watkins	1993
Matt Wilson	2000, 2001, 2002

Eric Wootten	2009, 2010, 2011, 2012
Daniel Zarembo	2015, 2016, 2017

ALL-TIME LETTER WINNERS

- A -

Abel, Richard	1955
Abele, M.L.	1923
Abernathy, Thomas	1968-69-70
Abington, Richard	1957-58
Adamson, R.E. Jr.	1942
Adelman, Josh	2009
Adewole, Toni	2017-18-19-20
Adriasola, Luis	1961-62
Akiyama, Donald	1978
Albert, C.J.	1937-38
Albright, J.J. Jr.	1944
Albright, Kevin	1976-77-78
Alderman, C.L.	1922
Alex, Joe	2018-19-20-21
Allan, Milton	1947-48
Allen, H.N.	1944
Altomare, Daniel	1984-86-87
Anders, William	1954
Anderson, Chris	2008
Anderson, R.T.	1945
Andrews, F.A.	1939-40-41
Andrews, Thomas	1956
Aoyama, Jason	2020-21
Architzel, David	1971
Armstrong, Collin	2018-21
Armstrong, D.M.	1939
Armstrong, Joseph	1952-53-54
Arnold, Dave	2010-11-12-13
Avey, F.G. Jr.	1944

- B -

Baca, Alan	1996-97
Bachmore, John	1994-95-96-97
Baczenas, Robert	1970-71
Bagrosky, Michael	1996-97-98-99
Bahar, Piroz	2016
Bahr, Walter "Casey"	1967-68-69
Baj, Chester Jr.	1961
Baker, H.D.	1921
Baldwin, M.H. Jr.	1936
Barleon, R.L.	1941
Balloon, Robert	1998
Barner, Wayne	1960-61
Barnes, Evan	2006-07
Barney, G.H.	1932
Barranco, Mark	1981-82
Barrett, Arthur	1929
Barron, J.P.	1939
Bartlett, Richard	1966-67-68
Bascom, Sam	2013-14-15-16
Bassi, Richard	1990-91
Batt, C.G. Jr.	1945
Beakley, W.M.	1922-23
Beardall, J.R. Jr.	1939
Becker, Winfield Jr.	1966-67
Behounek, F.J.	1941-42
Begley, John	1978-79-80
Behbehani, Kyle	2008-09
Bell, Francis	1929
Bell, G.B.	1932-35
Bell, T.H.	1938
Bellis, Louis	1930
Bendell, Lee	1947-48-49
Benedict, Scott	1987-88-89
Benitez, Carlos	1995-96-97
Bennett, B.	1941
Bennett, C.H.	1921-22
Bentin, Manuel	1945-46-47-48
Bentley, Bayne	2018-19-20
Bertschy, R.S.	1922
Bewick, J.V.	1932
Bicknell, Robert	1951-52
Bidwell, R.G.	1937
Biesecker, Matthew	2008-09

Blackburn, J.T.	1932
Blackwelder, Bradford	1989
Blaha, H.J.	1945
Blanchard, Robert	1952
Blew, James	1951
Bodine, John	1966-67-68
Boeck, Lothar Jr.	1961
Bolat, Jean-Pierre	1986
Boran, Marc	1990-91-92-93
Borowski, Charles Jr.	1978-81
Bourdan, Timothy	1991-92
Bowers, R.H.	1936-37
Bowler, Daniel	1967-68-69
Boyce, Thomas	1948-49-50
Boyer, Randolph	1926
Boyle, Gabriel	1991-92-93
Boyle, P.F.	1934
Boyle, Stewart	1929
Bramblett, Ian	2018-19-20
Braun, Richard	1953-54-55
Brendel, Jo	1952-53
Bressler, Iric	1979-80-81-82
Brinker, R.M.	1933
Bristol, Tyler	2008-09
Brooks, R.T.	1937
Brown, A.W. Jr.	1935
Brown, Robert	1963-64
Brubeck, Gregory	1967-68
Brumer, Todd	1992-93
Bruner, Turney	1981-82-83
Buchanan, Thomas	1991
Buckley, Argyll	1926
Burger, James	1965
Burke, Brendan "Mac"	2016-17
Burns, Joseph	1964-65-66
Burns, William	1993-94
Burton, Donnie	2014
Busse, Blake	2010-11-12-13
Busse, Norman	1949-50
Buttars, G.S.	1932

- C -

Calderon, Josh	2017
Calisto, Arturo	1943-44-45
Callender, Gordon Jr.	1960
Cameron, John	1955-57
Campbell, Brian	1990
Campbell, Kevin	1996-97-98
Campbell, Reginald	1970-71-72
Camuti, Daniel	2013-14-15-16
Cannon, J.B.	1939
Capacete, Zach	2004-05
Carey, W.J. Jr.	1938
Carlson, Daniel	1928
Carlson, H.G.	1939
Carlson, Richard	1982
Carman, Alexander	1950
Carpenter, Clifton	1989-90-91-92
Carter, Frederick Jr.	1958
Carter, Robert	1950
Case, T.J.	1922
Cashman, Edward Jr.	1951-52-53
Castano, J.M.R. Jr.	1944-45-46
Cawein, Walter	1959
Chaires, W.F.	1943
Chaplain, John	1960
Chapman, W.C.	1942
Chauvin, Britton	2005
Checkett, James	1961-62-63
Cherbak, A.A.	1941
Cherneski, Robert	1999-00-01-02
Cherry, Robert	1950
Chew, R.S. Jr.	1946-47
Childers, K.C. Jr.	1936-37-38
China, Richard	1976-77
Christenson, John	1979-80

Christian, Giehti	2012
Christie, Warren Jr.	1961-62-63
Chuday, Richard	1951-52-53
Cissel, Robert	1981-82-83-84
Clarey, Robert	1971-72
Clark, R.	1940
Clay, Christopher	1986
Clendenning, Michael	1975-76-77
Cloe, David	1988
Clyman, Robert	1977-78
Cochrane, John Jr.	1950
Coelho, Cristian	2020-21-22
Coffman, R.P.	1921
Cohen, Lawrence	1956
Cole, Victor	1926
Coleman, Rodney	1987
Collins, Tyler	2018-19-20-21
Colvin, Harold	1948-49
Conklin, Douglas	1968-69-70
Conner, J.	1921
Connolly, James	1989
Coticelli, Anthony	2004
Cook, Daniel	2002-03-04-05
Cooper, E.G. Jr.	1932
Copare, Brett	2004-06-07
Copare, Jason	2002-03-04
Copare, Matthew	2002
Coranado, Patrick	1981
Corry, John	1930-31-32
Corson, George	1930-31-32
Cotton, John	1965-66
Coulter, C.P.	1945-46-47
Courtney, Oisin	1993-94
Cox, Ryan	1993-94-95-96
Coyle, Jamie	2001-02-03
Craighill, John Jr.	2000
Craven, Will	2009-10
Craven, William	1948-49-50
Crawford, Henry W. Jr.	1939-40-41
Creehan, E.P.	1921-22-23
Crider, Matthew	2017
Criswell, Mark	1980-81
Cullivan, D.W.	1947
Cummings, E.M. Jr.	1946
Cummings, Keith	1977-78
Curtin, Neale	1926
Curtis, Michael	1994-95
Curtis, Stanley Jr.	1948

- D -

D'Ambra, Charles	1985
D'Iorio, Dwight	1979-80-81-82
Dale, R.W.	1921
Dalton, J.F.	1936
Daulerio, Paul Jr.	1962-63-64
Davis, F.M.L.	1939-40
Davis, John	1979-80-81-82
Davis, Zach	2010-11-12-13
Day, Richard	1952
Deane, Gerald	1991
Decker, Mark	1974-75-76-77
Decker, Raymond	1969
Dee, Michael	1985
DeGoede, J.P.	1946
Delpino, James	1971-72-73-74
DeMayo, J.J. Jr.	1944
Denkler, Gregory	1977-78-79-80
Dennehy, R.C.	1940-41
Dennis, David	1975-76-77-78
Dennis, Samuel	1972-73-74
Detrick, Dustin	2003-04
DeVuono, Doug	2006-07
DeWitt, John	1931-32
Dey, William	1990-91
Dickinson, Milton	1928
Dieter, George	1928

DiFilippo, Frank	2003-04
Dillon, J.R.	1932
Dinsmore, Jonathan	1977
Diorio, Derek	1995-96
Divoky, Sean	2010
Dixon, Olin III	1951
Dolan, John	1968-69-70
Dolat, Stephen	1973-74
Donaldson, William Jr.	1967
Donigan, Michael	1983-84-85
Dougherty, J.E.	1933-34
Drew, J.G. II	1940
Dry, M.H.	1932-33
Dubee, Nick	2010-11-12-13
Dubyoski, Jamie	2012-13-14-15
Dudine, Fabrizio	1963
Dudley, Brock	2014-15-16-17
Dugan, Dennis	1965-66-67
Dunham, Bradley	1990-91
Dupere, Aaron	2010-11-13

- E -

Earl, Stephen	1995-96-97-98
Ebel, Richard	1946-47-48
Eckert, Scott	1974-75-76-77
Eisenbach, C.R.	1932-34-35
Ellenberger, E.G.	1932-33
Ellis, E.M.	1922-23
Ellis, Trevor	1994-95-96-97
Elsbernd, Robert	1969-70
Elston, Cash	2006-07
Engel, Edmund	1930
Enright, Thomas	1970-71-72
Ensley, Daniel	1991-92
Estes, Trevor	1992
Evans, Alex	2013-14-16
Evans, John	1994

- F -

Fagan, Cornelius	1959-60-61
Fahning, Tyler	2018-21
Falconer, Keith	1977
Farber, Frederick	1958-59-60
Feaga, Roy Jr.	1951-52
Feige, Brad	2003-04-05-06
Ferguson, Earl	1963-64
Ferguson, J.D.	1932
Fernandes, Anthony	1983-84-85-86
Fetterer, George	1952-54
Field, Donald	1994-97
Fishburn, Justin	1998-2001
Fisher, H.E.	1940-41
Fitchet, Charles	1969
Fitzpatrick, Mark	1996
Fitzwilliam, Peter	1953-55
Flanagan, Edward	1968
Flatley, James III	1955
Flight, John Jr.	1955
Florence, Michael	1986-88-89
Foley, John	1952
Forsthoft, W.E.	1945
Fortune, W.C.	1932
Foskett, Alex	2009-10
Fourzan, Osvaldo	1949-50
Fradd, J.E.	1923
Freakes, William	1957
Freeman, Charles	1926
Friend, Timothy	1983-84
Fries, Geoff	2011-12-13-14
Frommelt, Ryan	1997-98
Fullenwider, Peter	1948

- G -

Gamber, Harold	1950
Garcia, Andrew	2006-07-08-09

Garcia, Mark	2006-07-08-09
Garton, Norman	1926
Geist, J.W.	1932-33
Gerhardt, Brye	1998-99-00-01
Gerhardt, Mario	1962-63
Germershausen, B.J.	1937-38
Gormley, R.L. Jr.	1946-47
Giessing, George	1970-71-72
Gigliotti, James	1977-78
Gigliotti, Kenneth	1978
Gigliotti, William	1982-83-84
Gilbert, Roy	1929-30
Gilmore, Sawyer	2015
Gilstrap, Samuel Jr.	1960
Gimber, S.H.	1934
Gleckler, J.D.	1945
Glendenning, Robert	1974
Gluntz, Marvin	1929
Glynn, James	1988
Goddard, Nelson	1970-71
Godfrey, W.C.	1940-41
Goldsborough, Luke	2009
Gorden, Eric	2004-05-06-07
Gouk, Ritchie	1965-66
Grace, Joseph Jr.	1979
Grady, Thomas	1992-93-94-95
Graham, H.F.	1937-38-39
Graham, S.H. Jr.	1937-38
Grant, Jalen	2022
Grayson, Reid	2012
Grebbs, Nolan	2006-08
Grecco, Frank Jr.	1997-98-99
Greenawalt, Gaylan	2008
Greenspan, Joseph	2011-12-13-14
Gregory, Andrew	2018-20
Grieve, Peter	1975-76
Grimes, Scott	1992-93
Grimes, W.E.	1945
Grosskopf, H.L. Jr.	1941-42
Grove, Alfred	1928-29
Grove, G.S.	1945
Gubbins, William	1928-29
Gurnette, Byron	1930
Gustafson, Phillip	2017-18-20

- H -

Haines, Christopher	1991
Haines, J.L.	1936-37
Hall, W.C. Jr.	1934-35-36
Halverson, Jono	1989-90-91-92
Hamilton, John	1955
Hammond, George	1977-78
Handlan, Mark	1971-72-73
Haney, Kevin	1978-79
Hanson, Donald	1955
Harlow, Charles	1955-56
Harrigan, Thomas	1980-81-82
Harrison, Robert Jr.	1962
Hartman, Richard	1955-56
Haskins, Robert	1979-80-81-82
Haumont, Jacques	1957-58
Hamada, R.M.	1939
Hegeman, Bruce	1924
Hein, August	1981-82
Helland, Gerald	1950-51
Hembree, Joe	2000-01-02
Hemenway, John	1950
Hentz, Gary	1973-74-75
Herbein, John	1959
Heritage, Sean	1988
Herman, Daniel	1992
Hermeling, Christopher	2004-05
Hernandez, Mark	1985-86-87
Hess, Duane	1997-98
Hewitt, J.D. III	1932-33-34-35
Hewitt, Wesley	1956



ALL-TIME LETTER WINNERS

Hiikade, Christopher	1973
Hileman, Kevin	2022
Hill, Robert Jr.	1960
Hill, W.T.	1938
Hodgkiss, G.H.	1921-22
Hodnette, Lovic Jr.	1949
Hoffman, E.J.	1932-35
Hofley, Andrew	1982
Hogan, Patrick	1988-89
Holbrook, Pierce	2022
Hollister, William	1930
Holmes, D.T.	1941
Holt, Edward	1985
Hood, Robert	1963-64-65
Hopkins, Andrew	2016-17-18-19
Horgan, Paul	1980
Horn, Peter	1929
Houck, Richard	1976-77-78-79
Howard, William	1927
Howe, Charles	1947-48
Hubbard, James	1962
Huber, Stephen	1998-99-00-01
Hudik, Frank	1977-78
Hueber, Gerard	1977-78-79-80
Huff, Kristofer	2003-04-05-06
Hughes, Claud	1930
Hughes, John	1982
Hulme, John	1928-29
Hulse, Richard	1964-65
Humphrey, Daniel	1978-79-80
Hunkler, Patrick	1987
Hura, Leo	1969-70
Hura, Myron	1963-64-65
Hurley, Michael	2018
Hutchinson, E.S.	1923
Hutchinson, George	1930-31-32
Hutchinson, Guy	1969
Huynh, Ben	2018

- I -

Irvin, William	1926
----------------	------

- J -

Jackson, David	2009-10-11-12
Jackson, David L.	2020-21-22
Jacober, Jeffrey	1985-86
James, N.W. III	1938
James, Thomas Jr.	1956
Janz, Clifford	1930
Jauch, Kevin	1986-87
Jayne, Gordon	1949-50-51
Jenkins, David	1974-75-76-77
Jenkins, Thomas	2005-06-07
Johanson, Kurt	1983-84-85
Johnson, Jeffrey	1975-76-77-78
Johnson, Larry	1969
Johnson, Robert	1963-64
Johnson, W.B.	1945
Jones, Aubrey	2015-16-17
Jones, W.C.	1921
Judd, Robert	1952-54
Julius, Robert	1978-79-80-81
Juncosa, Santiago	1972

- K -

Kaeser, Karl	1961-62-63
Kallie, Baba	2020-21-22
Kampe, Robert	1950-51
Kane, James	1972
Kappock, J.S.	1944
Karas, John	1955
Keating, R.A. Jr.	1932
Kee, William Jr.	1958-59
Keller, H.S.	1945
Keller, J.G.	1942

Kelley, J.C.	1936-37
Kelly, William	1930-31-32
Kennedy, Patrick	1992-93-94-95
Kennedy, Richard Jr.	1993-94-95
Kiefer, Joseph	1987-88-89
Kievit, Richard	1959-60
Killefer, W. Jr.	1944
Kilmer, Elijah	2015
Kilpatrick, M.	1937-38
King, Travis	2004-05-06-07
Kirk, G.G.E.	1944-45
Kittredge, Mark	1964
Klacking, Thomas	1926
Klopping, Herbert	1951-52
Knieriemi, Kenan	1971-72-73-74
Knieriemi, Kenan Jr.	2003-04-05
Knops, Frederick Jr.	1952-53
Knudson, Wade	1982-83
Koelsch, P.C.	1941
Kovack, Christopher	1995-96
Kraft, Frederick	1951
Kramer, W.F.	1934-35
Kriel, Charlie	2021-22
Kriel, Sam	2022
Kring, Nathan	1993-94
Kristoff, Josh	2004-05
Krulak, William	1960-61
Krulich, Alan	1959
Kurz, Doug	2002-03-04
Kwon, Daniel	2016

- L -

Ladrech, Daniel	1988-89-90
Lake, C.E.	1936
Lanerman, H.C.	1937
Lantier, Brian	1963
Lazenby, R.D.	1940-41
Lemmon, G.R.	1946
Lemmon, James	1993-94-95-96
Lemonick, Michael	2011-12
Lepley, Sam	2008-09-10
Lewis, James	1963-64-65
Lewis, John	1987-88
Leydon, J.K.	1935-36-37
Linardi, Anthony III	1989-90-91
Lindsay, Steven	1988
Lochner, George	1946-47
Loetscher, Robert	1949
Lowe, George	1995-96-97
Lowe, H.C.	1941-42
Lubitz, Brian	1997-98-99
Lueschner, R.J.	1944
Luscinski, Raymond	1980-81
Lyon, Peter	1951-52

- M -

MacInnes, D.F.	1939
MacLaughlin, Donald Jr.	1961-62
MacLaughlin, J.C. Jr.	1937
MacKenzie, George	1930
MacNamara, W.J.	1942
Maguire, John IV	1995
Maier, Michael	2002-03
Manrique, Diego	2016-17-18-19
Manrique, Ernesto	2018-19-20
Mansfield, Robert	1967-68
Marino, Chris	2006-07-08-09
Marousek, L.A.	1945
Marrinucci, John	1977
Marshall, F.G. Jr.	1932-33
Martin, Clifford	1959
Martin, Johnny Jr.	1958
Marxer, Hugo	1955-56
Masias, Daniel	1946-47-48-49
Mason, John	1957

Masotes, Arthur	1971-72
Massimino, Andrew	1954-55-56
Masterton, P.	1932
Mattson, Thomas	1984-86
Maurer, J.H.	1934
Maxfield, Kent	1962
Mayer, L.R. Jr.	1945
McAllister, Myles	2000-01-02
McCall, Peter	1956-57-58
McCallum, Kevin	1982-83
McClure, Samuel	1952
McCraith, Matt	2015
McDonald, Irving, Jr.	1946-47-48
McDonald, L.B.	1936-37
McDowell, Brian	1978
McElheny, Aric	2003-04-05
McElhose, Robert	2002
McGathery, Richard	1929
McGreevey, Henry	1967
McKee, Samuel III	1957-59
McKenna, Christopher	1983
McKeown, John	1949-50-51
McLaughlin, Francis	1953-54
McLernan, J.V.	1946-47-48-49
McManus, J.W.	1937
McRoberts, James	1926
McVay, John	1989
Mealy, A.C.	1939-40
Medeiros, Raymond	1953-54
Meeder, David	1975-76
Meehan, John	1956-57-58
Meehan, Kevin	1998
Meisel, E.R.	1945
Merchant, James	1996-97
Merdinger, C.J.	1939-40
Michaels, Robert	1950-51
Millard, Wyatt	2017-18-19-20
Miller, C.F.	1922-23
Miller, George	1952
Miller, S.R. Jr.	1932-33-34-35
Miller, Sam	2008-09-10-11
Miller, Thomas	1984-85-86
Mitchell, Michael Jr.	1963
Monbleau, Kyle	2008
Montgomery, Bruce	1973-74-75
Montgomery, Dan	1999-00-01-02
Montgomery, H.H. Jr.	1938-39-40
Moore, A.W.	1932-33
Moore, G.E. II	1937-38
Moore, M.E.	1921-22-23
Moore, Thomas	2015-16-17
Moraytis, John	1982-84
Morgan, Jackson	2014-15
Morgan, Loren III	1997-98-00
Morgan, Warren, Jr.	1947-48-49
Morier, James	1974
Morland, J.B.	1933
Morrison, David	1974-75-76-77
Morton, Barry	1972-73
Mowbray, Michael	1973
Moyer, Shawn	1993-94-95-96
Mueller, George	1949-50
Mulford, Ross	1948-49
Mulik, James	1987-88-89-90
Murphy, Joseph	1979-80
Murphy, James Jr.	2004-05
Myers, Timothy	1974

- N -

Neely, Matthew	1996-97-98-99
Nelson, C.E.	1939
Nelson, N.R.	1936-37
Neuhauser, Newlin	1926
Neverosky, Daniel	1999-00-01-02
Newell, Byron	1953-54
Newell, John	1954-55-56

Newton, John	1962
Nicholas, Ben	2017-18-19
Nicklas, W.C. Jr.	1944
Nocita, Matt	2018-19-20-21
Noonan, James Jr.	1958-59-60
Northwood, R.H.	1936
Nutt, Richard	1961-62

- O -

O'Brien, John	1985-86-87
O'Connell, James	1954-55-56
O'Connell, T.P.	1932
O'Sullivan, Michael	1999-00-01
Ochenrider, G.H. Jr.	1941-42
Oenheim, B.C.	1923
Ogden, Thomas	1997
Ogden, Timothy	1992-93-94
Olson, Paul	1950
Orriss, David	1961
Ortega, Telmo	1957-58
Ostergren, N.M.	1934

- P -

Pagano, Frank	1976
Paris, Sidney	2020-21
Paisant, Michael	1997-98-99-00
Palmisano, Joseph	1986-87-88-89
Panik, Thomas	1972-73-74-75
Papa, Patrick	1989-90
Parker, Alson III	1961-62
Parker, Anthony	2005-06-07
Parker, Michael	2012-14-15
Parker, R.W.	1937-38-39
Parker, Robert	1958-59
Parker, Samuel	1957
Parker, Will	2010
Partridge, J.F.	1938-39
Paul, Kenneth	1969-70-71
Peard, Roger Jr.	1946-47-48
Pecoraro, Matthias	2016
Pennington, Adam	2007-08
Perkins, Ernes	1961
Perkins, J.M.	1946-47
Perry, David	1995-96-97-98
Peters, Ryan	2002-03
Pfefferkorn, W.R.	1944
Pfingstag, Carl	1924
Pickett, Rex Jr.	1950-51
Pike, Josh	2008
Pinkerton, D.F.	1932-34-35
Pione, Timothy	1991-92
Pitney, James	1954-55
Plank, McKenzie	2003-04-05-06
Pleis, Zach	2003-04-05-06
Poenack, H.A.	1946
Pollak, Charles	1951
Poole, Richard	1965-66
Porcelli, Mike	2008-09
Postoll, David	1983-84-86
Powell, Peter	1930
Powell, Wes	2008-09-10-11
Powers, T.J.	2017
Preston, Robert	1970-71-72
Price, C.H.	1923
Price, G.M.	1932
Prince, Thomas	1970-71
Prudhomme, David	1984
Prudhomme, John	1959-60
Pryce, Roland	1926
Purvis, Joseph	1979-80-81-82

- Q -

Quinn, James Jr.	1951
------------------	------

- R -

Raguet, C.L.	1937
Rakoczy, Michael	2009-10
Ramee, J.	1932
Randall, B. III	1940
Ramey, R.L.	1934
Randolph, A.P.	1923
Rasmussen, Craig	1963
Ray, Dennis	1961-62-63
Reaves, G.A. III	1944
Redinger, Clayton	1995
Reed, A.B. Jr.	1934-35
Reed, M.J.	1932
Reedy, J.E.	1939-40
Refo, J.F.	1938-39
Reich, E.T.	1933-34
Reid, Robert Jr.	1966-67-68
Reid, W.S.	1936
Renaldo, Max	2011
Reno, Patrick	1980-81
Reynolds, J.L.	1945
Rhodes, William Jr.	1952-53-54
Rice, David	1947-48
Rice, George	1931-32
Rice, J.E.	1935
Ricker, R.G.	1946
Ridgely, Philip	1961
Rieve, R.	1939-40
Righi, Michael	1971-72
Riismandel, Michael	2000
Riker, Monro	1926
Riordon, Will	2004-05-06-07
Ripplemeyer, Karl	1957-58-59
Risner, Jonathan	1996
Roberts, Deane	1928
Roberts, William	1997-98-99-00
Robertson, Scott	2006-07-08-09
Robie, E.A.	1941
Rock, Larry	1966
Roeder, Paul	1969
Rogers, J.B.	1944
Ross, L.W.	1932-34
Rothmann, Warren	1948-49-50
Roudebush, Jack	1931-32
Rowe, Daniel	1969-70
Ruggieri, Archie	1945-46-48
Ruhs, James Jr.	1999-00-01-02
Ruos, George Jr.	1948-49

- S -

Saacke, Paul	1961-62
St. George, Jeffrey	1998-99-00
Sadler, A.T.	1934
Sadler, George	1966-67-68
Sadler, John	2003-05
Sample, Christopher	1992
Sanchez, Arturo	1992-93-94-95
Sanchez, Martin	2010-11-12-13
Sanchez, Matt	2001-02-03
Sanders, Eddie	1929
Sanderson, E.G.	1934-35-36
Saunders, Matt	2014
Saunders, Wesley	1953
Savage, Charles	1968-69-70
Saxton, J.A. Jr.	1937
Schager, Louis Jr.	1986-87-88-89
Schaeferberger, Albert	1946-47-48
Schlech, W.F. Jr.	1932
Schlegel, Merrill	1964-65-66
Schmidt, Christopher	1991
Schmidt, Harry	1984-85-86
Schmitt, Robert	1983
Schnable, Michael	1991-92-93
Schneider, Chris	2006-07
Schuetz, A.J.	2022

ALL-TIME LETTER WINNERS / TEAM CAPTAINS

Schumann, R.W. Jr.	1936-37-38
Schwanebeck, Joseph	1964-65-66
Schwartz, J.E.	1933
Scolpino, Frank Jr.	1952
Scott, Nathan	1998-99-00-01
Seely, Harry	1931-32
Seipt, W.E.	1932
Sellers, F.E. Jr.	1934
Sellers, F.R.S.	1939-41
Sexton, Kieran	2008
Sexton, Richard	1977
Shamer, F.N.	1934-35-36
Shaw, Joseph Jr.	1961
Shaw, Walter Jr.	1952-53
Shea, M.W.	1935-36
Shegrud, Stevens	1973-74
Shelley, T. Jr.	1939
Shelly, Thomas	1976-77-78
Shelly, Thomas Jr.	2003-04-05-06
Sherburne, Edward	1992-93-94-95
Shiiba, Mark	2015-16
Shiiba, Thomas	2012-13-14-15
Shovestul, Paul	1929-30-31-32
Sides, Winfield Jr.	1952-53-54
Silva, Albert	2002-03-04-05
Silveira, Walter	1978-79-80
Silvestrini, Remo	1949-50
Singer, Ethan	2018-19
Skogerboe, Eric	2009-10-11-12
Skord, Guy	2010-11-12-13
Small, W.F.	1945
Smith, Clifton	1996-97-98-99
Smith, Jed	1984-86
Smith, William	1967
Snyder, Gavin	2012-13
Snyder, Joseph	2001-02
Snyder, Mark	1980-81
Sopko, Patrick	2010-11-12-13
South, Jerry	1928-29
Southworth, John Jr.	1952-53
Sowerwine, O.E.	1932
Space, David	1948-49
Spahr, Robert	1969-70-71
Spiers, John	1931-32
Stackhouse, William	1978-79
Stapleton, Justin	2003-04-05-06
Stark, Richard	1963
States, Van	1990
Stauch, Patrick	1983-84-85-86
Steckroth, Brian	1998-99-00-01
Steere, Richard	1928-29-30
Steiner, Carl	1924-26
Stengel, Richard	1958-59-60
Stephens, Joseph	1965-66
Stepler, Gregory	1996-97
Stewart, Allan	1948
Stewart, Seth	2009
Stiles, C.L.	1946
Stiller, Bertram	1950
Stirling, C.W.	1932-33
Stirling, E.B.	1940-41
Stone, Donald	1954-55
Strasdas, Addy	2003-05-06
Strassle, R.W.	1942
Strothkamp, Mark	1989-90
Struthers, Dylan	2015-16
Suarez-Marill, Javier	1979
Suess, Matthew	1988
Suess, P.J.	2012-14-15
Suhre, F.J.	1942
Sundberg, Andrew	1960-61
Supko, Leonard	1969
Swank, J.A.	1942
Sweeney, Michael	1963
Sweeney, W.E.	1932-33
Sweetman, Billy	2010-11

Switzer, H.B.	1940-41
Swenson, Aaron	1993-94-95-96
Swisher, Arra Jr.	1959

- T -

Tabala, Mbu	1992-93
Tait, Matthew	1985-86-87-88
Talbot, J.W.	1941-42
Tamburini, Robert	1967-68-69
Tanis, Robert	1961-62
Tapajcik, Matt	2008-09
Tate, N.L.	1938
Taylor, Brian	1993-94-95-96
Taylor, Michael C.	1991-92
Taylor, Michael R.	1999-00-01-02
Taylor, William Jr.	1965
Teach, Thomas	1965-66-67
Teel, R.A.	1932-33-34-35
Thomas, Donald	1931-32
Thompson, Paul	1949-50-51
Thompson, W.C. Jr.	1934
Thompson, William	1963-64-65
Thorn, John	1971-72-73
Tirado, Guillermo	1959-60-61
Tobin, Paul Jr.	1961-62
Tokoro, Reid	1983
Tortora, Carmine	1959-60
Trafton, Wilbur	1963-65
Trespalacios, Ryan	2004-06
Turner, C.A.	1939

- U -

Ulses, Mike	1986-87-88
Upham, F.K.	1933
Urbanczyk, Danny	2002-03
Urbashich, Scott	2003
Uyehara, Michael	2009

- V -

Vainstein, Francisco	1954-55
Valenstein, Grant	2011-12-13-14
Vance, Robert	1962-63-64
VanderWolk, W.W. Jr.	1944
VanEnk, Doak	1997
VanGorden, Alexander	1982
Vasiliauskas, Al	1965-66-67
Vautier, James	1981-82-83
Veasey, Alexander	1930
Vellis, D.J.	1939
Vogel, Derek	2012-13-14-15
Vogelsberg, Robert	1975
Volk, K.H.	1945
Von Bremen, D.W. Jr.	1936

- W -

Wadbrook, W.P.E.	1921
Wagner, JD	2019-20-21-22
Wagner, Jeffrey	1990-91-92-93
Wagner, Zach	2021-22
Waid, R.T.	1923
Walcott, Connor	2022
Walden, Albert	1926
Waldrop, Michael	1973-74-75
Wallace, J.R.	1921
Walls, Kenneth	1982-83-84-85
Walls, Michael	1983-84
Walters, Seth	1991-92-93-94
Ward, David	1969-70-71
Ward, N.G.	1933
Ward, Noah	2022
Waskey, Justin	2004-05-06-07
Watkins, John	1993-94
Watson, Robert	1952-53
Wauters, Keith	1979-81-82

Weiler, James	1929-30
Weir, David	1983-84-85
Weir, Steven	1972-73
Weitzel, Rolf	1973-74
Wells, Michael	1984-85
Welsh, D.P.	1946
Wenke, R.F.	1945
West, Nicko	2017-18-19-20
Whalen, F.D.	1935-36-37
White, Robert	1958-59
Wiedemann, F.F.	1944
Wieler, Eric	1953-54
Wigfall, G.H.	1932-33
Wigfall, Jarvian	2017
Wiggins, Mark	1987-88
Wilbur, James	1955
Wilky, N.L.	1942
Williams, Douglas	1991-92-93-94
Williams, Gregory	1988-90
Williams, Jacob	2018-19-20-21
Williamson, Francis	1928-29-30
Williamson, W.C. Jr.	1938-39-40
Wilson, Alex	2010-11-12
Wilson, Anthony	2000-01-02
Wilson, Glenn	1951-52
Wilson, Leon	1987
Wilson, Michael	1978-79-80
Wilson, William Jr.	1988-89-90
Wolfe, John II	1989-90
Woodaman, Ronald	1930
Woodbury, Michael	1955-56-57
Woodson, W.B. Jr.	1939-40-41
Wootten, Eric	2009-10-11-12
Wulff, John	1930

- Y -

Yerkes, George	1956-57-58
Yotz, James	1981-82
Young, Brian	1963
Young, David	1924
Young, Jeffrey	1981-82
Young, Mark	1972
Young, Robert	1970-71
Young, Steven	1980-81
Young, Todd	1992

- Z -

Zabrowski, Harold	1987-88-89
Zaremba, Daniel	2014-15-16-17
Zariquiey, Guillermo	1956-57
Zysk, S.	1933

TEAM CAPTAINS

2023	Zach Wagner
2022	JD Wagner
2021	Joe Alex
2020-21	Erando Manrique
2019	Ben Nicholas
2018	Michael Hurley
2017	Brock Dudley
2016	Daniel Camuti
2015	Derek Vogel
2014	Geoff Fries
2013	Zach Davis
2012	Giehti, Christian
2011	Sam Miller
2010	Sam Lepley
2009	Scott Robertson
2008	Adam Pennington
2007	Will Riordon
2006	Tom Shelly
2005	Albert Silva
2004	Frank DiFilippo
2003	Ryan Peters
2002	Craig Ruhs
2001	Justin Fishburn
2000	Michael Paisant
1999	Brian Lubitz
1998	Stephen Earl
1997	James Merchant
1996	Ryan Cox, David Cuthbert
1995	T.J. Grady
1994	Seth Walters
1993	Jeffrey Wagner
1992	Cliff Carpenter
1991	Rich Bassi
1990	Leon Wilson
1989	Scott Benedict
1988	Matt Tait
1987	Dan Altomare
1986	Pat Stauch
1985	Mike Wells
1984	Rob Cissel
1983	Jim Vautier
1982	Scott Purvis
1981	Dan Humphreys
1980	Greg Denkler, Mike Wilson
1979	Richard Houck, Mike Wilson
1978	Kevin Albright, Tom Shelly
1977	Mike Clendening, Scott Eckert
1976	Bill Dennis
1975	Tom Panik, Mike Waldrop
1974	James Delpino
1973	Mark Handlan, John Thorn
1972	Mark Young
1971	Ken Paul
1970	Doug Conklin
1969	Walter "Casey" Bahr
1968	Dick Bartlett
1967	Tom Teach
1966	Joe Schwanebeck
1965	Will Trafton
1964	Paul Daulerio, Jr.
1963	Warren Christie, Jr.
1962	Donald MacLaughlin, Jr.
1961	Cornelius Fagan
1960	Richard Stengel, John Prudhomme
1959	Billy Kee
1958	John Meehan
1957	Harvey Cameron
1956	James O'Connell
1955	James Pitney
1954	Byron Newell
1953	Edward Cashman
1952	Glenn Wilson



GLENN WARNER SOCCER FACILITY

On Nov. 9, 2001, the United States Naval Academy dedicated the new Glenn Warner Soccer Facility prior to the Navy men's soccer game against Bucknell.

The \$4.5 million Glenn Warner Soccer Facility is was prime example of one of the Naval Academy's latest accomplishments, while raising the bar of excellence.

One of the finest college soccer facilities in the nation, the Glenn Warner Soccer Facility was financed entirely by private contributions, designed by the architectural firm of Cochran, Stephenson & Donkervoet and constructed by Whiting-Turner, Inc. The 16,300-square-foot facility houses the Naval Academy's men's and women's varsity soccer teams.

The facility is named after Navy's legendary men's coach Glenn Warner, who guided the Midshipmen to nine NCAA Tournament appearances, four Final Four appearances, one national championship, 28 winning seasons and a record of 243-65-31 during his 30-year tenure. In a stretch from 1962-67, Warner's teams put together a string of 48 regular-season victories without a defeat (70-6-3) and qualified for five-straight NCAA Tournaments. Warner, who produced 26 All-Americans, was inducted into the NSCAA section of the U.S. Soccer Hall of Fame in 1992 and is a recipient of soccer's top award, The Honor Award. Warner passed away in 1997.

The cornerstone of the project is the Anders Hall of Honor, made possible by Maj. General William A. Anders, USAFR, and family, in appreciation of Warner and to recognize the leadership, character and commitment of former Naval Academy soccer players.

The Anders Hall of Honor features 13 trophy cases and display areas of cherry cabinetry that depict Navy's storied soccer history and tradition. From former Navy soccer players who achieved excellence in military service and leadership, to past Navy All-Americans and team captains, the "Hall of Honor" pays tribute to former Midshipmen and their military, civilian and athletic accomplishments. Designed by Murphy & Orr Exhibits, the 60-foot diameter lobby also features Navy's five men's soccer National Championships (1931, '43, '44, '45, '64). Warner's one and only unbeaten squad captured the 1964 National Championship. The floor of the lobby is terrazzo and features a 15-foot Naval Academy crest in the center. The Anders Hall of Honor gives the coaching staff a place to meet, greet and entertain recruits and midshipmen candidates, while experiencing the rich tradition of Navy soccer.

The home team wing highlights Navy's commitment to soccer and the future with two spacious team locker rooms, coaches offices and locker rooms, a fully-equipped training room, laundry and equipment rooms. The 1,300-square-foot men's and women's team locker rooms are equipped with custom-made wooden lockers for each athlete, a video projector and screen for viewing and analyzing of practice and game film. The 375-square-foot training room contains training tables, modern whirlpool, ultrasound and physical therapy equipment, and provides Navy's scholar-athletes with the most complete and advanced treatment in the country. Five equipment storage spaces provide 600-square feet for storage space and laundry service.

The visiting team wing of 4,300-square feet contains two spacious locker rooms, officials' locker room, ticket office, public restrooms and a concessions area.

The facility has a 120-yards by 75-yards flat bermuda-grass playing surface and a modern drainage system, allowing the field to withstand heavy rain. A state-of-the-art, scoreboard, funded by the Class of 1983, was erected at one end of the field. The stadium seats approximately 1,500 fans and provides fans with optimal viewing with room for further expansion.

Prior to the 2011 season, a 30-foot long, eight-foot deep press box was added to the top of the Glenn Warner bleachers. The press box is split into two booths and can accommodate up to 12 media members and game operations employees. The smaller of the two booths in the press box is used for television, radio and live streaming video broadcasts. The roof of the press box is enclosed by railings and is used for team filming.

In the summer leading up to the 2019 season, Navy hosted the United States Men's Soccer National Team at the Glenn Warner Soccer Facility for 11 days of training leading up to the 2019 Gold Cup. With the USMNT training at the facility, the grass at the Glenn Warner Soccer Facility received an upgrade that met the national federations standards.

GWSF Quick Facts

Games	175
Attendance / Per Game	93,345 / 533
Overall Record	89-57-29 (.591)
Patriot League Record	36-31-14 (.531)
Non-Conference Record	53-26-15 (.644)
Overtime Record	9-11-21 (.461)
Record When Scoring One or More Goals	89-21-15 (.772)
Goals For (Per Game)	247 (1.41)
Goals Against (Per Game)	176 (1.01)
Consecutive Home Wins	10 (9/7/13 to 9/8/14)
Shutouts For	70
Shutouts Against	48
Times Scoring Three or More Goals	33
Times Allowing Three or More Goals	16

Attendance Records

Men's Games			
Rk.	Opponent	Att.	Date
1.	Maryland	2,522	9-8-14
2.	Army	1,751	10-19-01
3.	American	1,563	11-12-22
4.	Army	1,527	10-24-03
5.	Loyola	1,328	9-26-15
6.	Army	1,319	10-28-05
7.	UNC Asheville	1,286	8-30-19
8.	Air Force	1,254	9-2-07
9.	Army	1,242	9-26-09
10.	Bucknell	1,211	11-4-01

Men's Games (excluding Army)			
Rk.	Opponent	Att.	Date
1.	Maryland	2,522	9-8-14
2.	American	1,563	11-12-22
3.	Loyola	1,328	9-26-15
4.	UNC Asheville	1,286	8-30-19
5.	Air Force	1,254	9-2-07
6.	Bucknell	1,211	11-4-01
7.	William & Mary	1,172	9-22-15
8.	Delaware	1,075	9-6-09
9.	Loyola	1,018	9-29-18
10.	Bucknell	1,001	11-15-13

Both Men's & Women's Games				
Rk.	Opponent	M W	Att.	Date
1.	Army	W	2,627	10-9-09
2.	Maryland	M/W DH	2,522	9-8-14
3.	Colgate	W	2,418	11-3-17
4.	Penn State	W	2,412	10-26-06
5.	Army	W	2,347	9-16-16
6.	Army	W	2,216	10-12-18
7.	Stanford	W	2,004	8-19-16
8.	Army	M	1,751	10-19-01
9.	UMBC	W	1,732	8-21-15
10.	Army	W	1,640	10-16-21
11.	American	M	1,563	11-12-22
12.	Army	M	1,527	10-24-03
13.	Maryland	W	1,477	8-25-22
14.	Army	W	1,433	10-21-11
15.	Loyola	M/W DH	1,328	9-26-15
16.	Army	M	1,319	10-28-05
17.	UNC Asheville	M	1,286	8-30-19
18.	Air Force	M	1,254	9-2-07
19.	Army	M	1,242	9-26-09
20.	North Carolina State	W	1,217	8-16-18

Neutral-Site Games				
Rk.	Opp.	Location (Facility)	Att.	Date
1.	Army	Chester, Pa. (PPL Park)	10,168	11-7-14
2.	Army	Chester, Pa. (Talen Energy)	10,092	9-23-16
3.	Army	Chester, Pa. (PPL Park)	9,316	11-3-15
4.	Army	Chester, Pa. (Talen Energy)	8,808	10-11-19
5.	Army	Chester, Pa. (Talen Energy)	8,594	10-12-18

GLENN WARNER SOCCER FACILITY

vs. Opponents at GWSF

Air Force	1-0-0
American	6-4-1
Appalachian State	1-0-1
Army	4-1-1
Birmingham-Southern	0-1-0
Boston University	2-1-1
Bucknell	6-7-1
Campbell	0-1-0
Central Connecticut State	1-0-0
Colgate	5-2-4
College of Charleston	0-0-1
Delaware	1-3-1
Duquesne	0-0-1
Elon	1-0-0
Fairfield	0-1-0
Fairleigh Dickinson	0-2-0
George Mason	1-0-1
George Washington	1-3-1
Georgetown	1-1-0
Georgia Southern	1-0-0
Gonzaga	1-0-0
High Point	0-1-0
Holy Cross	7-2-3
Howard	3-0-1
Iona	1-0-0
James Madison	1-0-0
La Salle	2-0-1
Lafayette	6-5-1
Lehigh	2-8-1
Liberty	1-1-0
Longwood	3-2-0
Loyola	2-2-2
Manhattan	1-1-0
Marist	1-0-0
Maryland	1-0-0
Massachusetts	1-1-0
Mount St. Mary's	2-0-1
Niagara	1-0-0
NJIT	1-1-0
Northern Illinois	1-0-0
Oakland	0-1-0
Ohio State	1-0-0
Philadelphia U.	2-0-0
Richmond	1-0-0
Robert Morris	1-0-0
Saint Joseph's	4-0-0
Saint Mary's (Calif.)	0-1-0
St. Bonaventure	1-0-0
St. Francis Brooklyn	1-1-2
Saint Peter's	1-0-0
Temple	0-0-1
UMBC	3-2-2
UNC Asheville	1-0-0
UNC Greensboro	1-0-0
VMI	1-0-0
William & Mary	0-1-0
Wofford	1-0-0

Glenn Warner Soccer Facility Records

Team Records	
Goals:	5 by Navy vs. Appalachian State (9-5-14)
	5 by Navy vs. Richmond (9-15-12)
	5 by Delaware vs. Navy (9-14-11)
	5 by Navy vs. VMI (9-4-10)
Assists:	6 by Navy vs. VMI (9-4-10)
	6 by Navy vs. George Washington (9-29-10)
Points:	16 by Navy vs. VMI (9-4-10)
Shots:	25 by Navy vs. Loyola (9-7-11)
	25 by Navy vs. George Washington (9-29-10)
Individual Records	
Goals:	3 by Evan Vare of Lafayette (10-25-17)
	3 by Joseph Greenspan vs. Lafayette (9-22-12)
	2 by Nicko West vs. Holy Cross (9-21-19)
	2 by Matt Thorsheim of Bucknell (11-9-19)
	2 by Daniel Zarembo vs. Lafayette (10-29-16)
	2 by Jamie Dubyoski vs. UMBC (10-21-14)
	2 by Mamae Nyepon of High Point (9-8-12)
	2 by Nick Dubee vs. UNC Greensboro (9-17-11)
	2 by Roberto Gimenez of Delaware (9-14-11)
	2 by Dave Arnold vs. George Washington (9-29-10)
	2 by Dave Arnold vs. VMI (9-4-10)
	2 by Kyle Miller of Holy Cross (10-20-07)
	2 by John O'Reilly of Lehigh (9-16-06)
	2 by Matt Sanchez vs. Massachusetts (9-1-02)
Assists:	2, 17 Times; last by Brian Saramago and Gabriel Carlsson of Loyola (9-29-18)
Points:	6 by Evan Vare of Lafayette (10-25-17)
	6 by Joseph Greenspan vs. Lafayette (9-22-12)
	6 by Roberto Gimenez of Delaware (9-14-11)
Shots:	9 by Roberto Gimenez of Delaware (9-14-11)
	9 by Josh Trott of Holy Cross (10-4-03)
Saves:	12 by Frank DiFilippo vs. UMBC (10-13-04)

GWSF Year-by-Year

Year	NC Rec.	PL Rec.	Overall	Attend.	Avg.
2001	4-0-0	1-1-2	5-1-2	6,126	766
2002	2-1-1	1-1-1	3-2-2	3,204	458
2003	0-2-1	3-1-0	3-3-1	3,581	512
2004	1-0-3	1-2-0	2-2-3	2,515	359
2005	2-1-0	3-0-1	5-1-1	4,527	647
2006	2-1-0	0-2-1	2-3-1	2,109	352
2007	2-0-2	0-4-0	2-4-2	6,257	782
2008	0-3-1	0-2-1	0-5-2	3,315	474
2009	2-1-0	1-3-0	3-4-0	5,137	734
2010	4-0-0	0-1-2	4-1-2	4,409	630
2011	3-3-1	3-1-0	6-4-1	5,314	483
2012	2-2-0	1-2-0	3-4-0	3,382	483
2013	4-1-0	4-0-0	8-1-0	4,787	532
2014	4-1-1	4-0-0	8-1-1	6,409	641
2015	2-2-0	2-2-0	4-4-0	5,871	734
2016	3-0-1	1-1-2	4-1-3	2,949	369
2017	2-3-0	0-3-1	2-6-1	2,415	268
2018	1-2-1	2-2-0	3-4-1	3,289	462
2019	5-1-0	3-1-0	8-2-0	6,079	608
2020-21	0-0-0	2-1-0	2-1-0	363	121
2021	5-0-0	3-1-0	8-1-0	3,514	390
2022	3-2-3	1-0-3	4-2-6	7,793	649
Totals	53-26-15	36-31-14	89-57-29	93,345	533

GLENN WARNER SOCCER FACILITY

ALL-TIME RESULTS

2001 (5-1-2)

A31	La Salle	W	1-0	804
S2	Elon	W	1-0	521
S26	American	L	0-1	412
S29	Holy Cross	T	0-0	556
O10	Delaware	W	2-1	637
O19	Army	T	0-0	1,751
O23	Georgetown	W	1-0	234
N4	Bucknell	W	2-1	1,211

2002 (3-2-2)

A30	Manhattan	W	3-0	625
S1	Massachusetts	W	3-2	423
S20	Appalachian State	T	0-0	544
S22	Liberty	L	0-1	289
O6	Lafayette	T	2-2	519
O12	Colgate	W	1-0	394
O25	Lehigh	L	0-3	410

2003 (3-3-1)

S1	Birmingham-Southern	L	0-1	456
S30	American	W	1-0	259
O4	Holy Cross	W	2-1	316
O15	Delaware	T	0-0	467
O24	Army	W	1-0	1,527
O28	Georgetown	L	0-3	162
N1	Bucknell	L	0-2	394

2004 (2-2-3)

S1	Mount St. Mary's	T	0-0	425
S18	La Salle	T	0-0	191
S25	Philadelphia U.	W	3-0	221
O9	Colgate	W	2-1	428
O13	UMBC	T	2-2	251
O17	Lafayette	L	0-1	411
N5	Lehigh	L	0-2	588

2005 (5-1-1)

S2	Niagara	W	4-1	972
S4	Georgia Southern	W	4-0	422
S21	Delaware	L	0-1	419
S28	American	W	2-0	299
O9	Holy Cross	W	3-1	451
O28	Army	W	4-2	1,319
N5	Bucknell	T	2-2	645

2006 (2-3-1)

S2	Massachusetts	L	0-2	217
S3	Gonzaga	W	2-1	337
S16	Lehigh	L	1-2	390
S20	Mount St. Mary's	W	2-1	372
O7	Colgate	T	0-0	488
O15	Lafayette	L	1-2	305

2007 (2-4-2)

A31	Temple	T	0-0	775
S2	Air Force	W	1-0	1,254
S29	Bucknell	L	0-2	892
O2	Philadelphia U.	W	3-0	350
O9	Howard	T	0-0	190
O13	American	L	0-1	742
O20	Holy Cross	L	1-4	878
N10	Army	L	1-2	1,176

2008 (0-5-2)

A29	St. Francis, N.Y.	T	0-0	426
A31	Saint Mary's, Calif.	L	2-4	483
S16	George Washington	L	0-1	469
O4	Lehigh	L	0-3	417
O7	Longwood	L	0-2	869
O25	Colgate	T	1-1	216
N1	Lafayette	L	0-3	435

2009 (3-4-0)

S4	Saint Joseph's	W	3-1	844
S6	Delaware	L	0-2	1,075
S26	Army	W	1-0	1,242
O3	Bucknell	L	0-1	608
O13	Howard	W	1-0	371
O17	American	L	0-1	362
O25	Holy Cross	L	0-1	635

2010 (4-1-2)

S2	Wofford	W	3-1	501
S4	Virginia Military	W	5-0	906
S11	UMBC	W	2-0	814
S29	George Washington	W	4-0	186
O9	Lehigh	T	0-0	757
O30	Colgate	T	0-0	521
N6	Lafayette	L	0-1	724

2011 (6-4-1)

S1	Fairleigh Dickinson	L	0-1	351
S3	St. Francis, N.Y.	W	2-1	586
S7	Loyola	T	3-3	172
S14	Delaware	L	3-5	510
S17	UNC Greensboro	W	2-1	371
S27	Longwood	L	1-2	398
O1	Army	W	1-0	1,206
O8	Bucknell	L	2-3	504
O22	American	W	2-1	521
O25	Howard	W	3-0	322
O30	Holy Cross	W	2-1	373

2012 (3-4-0)

A30	Robert Morris	W	2-0	288
S8	High Point	L	0-2	297
S15	Richmond	W	5-0	777
S22	Lafayette	W	4-2	674
O13	Lehigh	L	1-2	442
O16	UMBC	L	1-2	327
N3	Colgate	L	2-3	577

2013 (8-1-0)

S5	St. Francis Brooklyn	L	1-2	273
S7	Central Connecticut	W	2-1	468
S28	Boston University	W	1-0	625
O12	Colgate	W	3-0	526
O22	NJIT	W	3-1	255
O30	Lehigh	W	2-1	308
N2	Loyola	W	2-1	521
N15	Bucknell	W	1-0	1,001
N17	Holy Cross	W	2-0	810

2014 (8-1-1)

S5	Appalachian State	W	5-0	586
S8	Maryland	W	2-1	2,522
S16	George Washington	L	1-2	263
S23	Longwood	W	2-0	345
S30	George Mason	T	1-1	248
O4	Lafayette	W	1-0	460
O8	American	W	2-0	271
O18	Bucknell	W	1-0	737
O21	UMBC	W	2-0	282
O25	Holy Cross	W	2-1	695

2015 (4-4-0)

S4	Oakland	L	2-3	676
S6	Ohio State	W	3-0	601
S19	Saint Joseph's	W	1-0	565
S22	William & Mary	L	2-3	1,172
S26	Loyola	W	1-0	1,328
O7	Lehigh	W	3-1	225
O24	Colgate	L	0-1	553
N6	Boston University	L	1-2	751

2016 (4-1-3)

S2	Northern Illinois	W	2-0	679
S27	Duquesne	T	0-0	268
O8	Holy Cross	T	1-1	267
O11	Longwood	W	2-1	282
O15	Bucknell	L	1-2	421
O18	UMBC	W	2-1	343
O26	American	T	0-0	245
O29	Lafayette	W	3-2	444

2017 (2-6-1)

A28	NJIT	L	0-1	489
A31	Campbell	L	1-2	247
S9	James Madison	W	3-1	238
S13	George Washington	L	1-3	204
S23	Holy Cross	T	1-1	276
S26	Saint Joseph's	W	3-0	223
O7	Lehigh	L	0-1	356
O25	Lafayette	L	2-3	156
N4	Bucknell	L	0-1	353

2018 (3-4-1)

A24	Manhattan	L	0-1	539
S2	College of Charleston	T	1-1	503
S5	Howard	W	4-0	219
S8	UMBC	L	0-3	516
S29	Loyola	L	1-4	1,018
O3	American	L	2-3	241
O20	Boston University	W	2-1	143
O28	Colgate	W	1-0	510

2019 (8-2-0)

A30	UNC Asheville	W	3-1	1,286
S2	George Mason	W	1-0	411
S6	St. Bonaventure	W	1-0	421
S8	Saint Peter's	W	2-0	310
S21	Holy Cross	W	4-0	721
S24	Liberty	W	1-0	405
O6	Bucknell	W	2-0	821
O19	Lehigh	L	0-2	568
N6	Lafayette	W	1-0	707
N9	Bucknell	L	0-2	429

2020-21 (2-1-0)

F28	Colgate	W	2-1	102
M27	Bucknell	W	1-0	131
A7	Loyola	L	0-2	130

2021 (8-1-0)

A29	Marist	W	1-0	695
S3	Iona	W	2-1	512
S5	La Salle	W	2-0	365
S14	Longwood	W	2-0	317
S29	Lafayette	W	3-2	341
O2	Holy Cross	W	3-0	363
O20	Mount St. Mary's	W	3-0	266
O23	Lehigh	L	3-2	438
O31	Bucknell	W	1-0	217

2022 (4-2-6)

A25	Saint Joseph's	W	1-0	455
A28	Fairfield	L	1-0	387
S2	Fairleigh Dickinson	L	1-0	708
S4	St. Francis Brooklyn	T	2-2	583
S9	George Washington	T	3-3	963
S24	Colgate	T	1-1	917
O1	Boston University	T	1-1	208
O19	UMBC	T	1-1	331
O29	Loyola	T	1-1	643
N2	American	W	1-0	473
N5	Lafayette	W	1-0	562
N12	American	W	1-0	1,563

PROFESSIONAL SOCCER

JOSEPH GREENSPAN

DEFENDER | 6-6 | 209 | WESTFIELD, N.J.
COLORADO RAPIDS (MLS) | 2015 | ROUND 2 | PICK 26

Joseph Greenspan, a 2015 Naval Academy graduate, was a two-time NSCAA All-American at Navy and is one of two Midshipman to play professionally in Major League Soccer.

Greenspan arrived at Navy in the summer of 2011 as a towering striker. The Westfield, N.J. native started in all 19 games as a freshman and ranked second on the team with four goals. He also broke Navy's single season school record for most shots (61). Greenspan had a breakout year in 2012, leading the team with six goals and 16 points. The forward scored Navy's first hat trick since 2007 and earned national team of the week honors following the achievement.

Prior to the 2013 season, Greenspan changed positions from forward to center back, where he had played during his club soccer days prior to Navy. The payoff was immediate as the junior anchored the defensive backline and led Navy to its best season in over 40 years.

Greenspan was named to the NSCAA All-America Third Team as a center back in 2013 and was tabbed as the Patriot League Defensive Player of the Year. He helped Navy post 11 shutouts and rank 15th in the nation in goals-against average (0.70). Navy went 16-4-2 overall and 9-0-0 in the Patriot League. Navy won the Patriot League Tournament and defeated VCU in the NCAA First Round, its first NCAA Tournament win since 1971.

Greenspan remained an offensive weapon on set pieces and had seven goals and 14 points in 2013. Greenspan scored the game-winning goal in double-overtime to lead Navy to a win over Army in the Star Match.

Greenspan entered his senior season in 2014 as a returning All-American and a legitimate professional soccer prospect. He remained a dominant center back and helped Navy post nine shutouts and a 0.65 goals-against average. Greenspan was selected to the NSCAA All-America First Team and was named the Patriot League Defensive Player of the Year for the second straight season.

Greenspan finished his college career as Navy's all-time leader in career games played with 78. He started 75 games, scored 42 points on 18 goals and six assists and played 6,627 minutes.

The Colorado Rapids drafted Greenspan in the second round of the 2015 Major League Soccer SuperDraft with the 26th overall pick. Greenspan became the first Navy soccer player to be drafted in the MLS.

The U.S. Navy assigned the surface warfare officer to a recruiting station in Denver and he was able to make his professional debut with the Colorado Rapids in the summer of 2015. In his first professional appearance, a U.S. Open Cup match against the Colorado Springs Switchbacks on June 16, Greenspan started at center back, played the entire game and even scored a first-half goal in a 4-1 victory.

Greenspan would later make his MLS debut on June 24 at Orlando City, becoming the first Midshipman to play in an MLS contest. Greenspan started against Orlando City and played the entire game. Greenspan played in three MLS matches in 2015 and two U.S. Open Cup matches.

Greenspan returned to the Rapids in 2016 after joining the Navy Reserves. He was loaned to the Colorado Springs Switchbacks FC of the USL for four games from July 7 to July 23. He was also loaned to the Charlotte Independence of the USL for seven games from Aug. 31 to Oct. 1.

Prior to the 2017 MLS season, Minnesota United FC, an expansion team, made a trade with Colorado to acquire Greenspan for its inaugural season. He was briefly loaned to the Pittsburgh Riverhounds of the USL for eight games from April 12 to May 24, where he was twice named to the USL Team of the Week.

Greenspan made his Minnesota United FC debut on June 14, 2017, starting a U.S. Open Cup match against Sporting KC. The first MLS Regular Season game he played for Minnesota FC was against Columbus Crew SC on July 4, 2017.

During the 2018 season, Greenspan earned First Team All-League honors in his second season with the Pittsburgh Riverhounds in the USL Championship and led the club with 162

clearances. He also scored three times in his 23 games played.

Greenspan resigned with the Pittsburgh Riverhounds for the 2019 season and went on to be selected as the USL Championship Defensive Player of the Year while also being named as First Team All-League in the USL Championship for the second-straight season.

Greenspan signed with the expansion club San Diego Loyal SC, which is managed by Landon Donovan. During the 2020 season, Greenspan appeared in four games for the Loyal with one start.

Accolades

- 2019 USL Championship Defensive Player of the Year
- 2019 First Team All-League in USL Championship
- 2018 First Team All-League in USL Championship
- 2015 MLS SuperDraft - 26th Pick (Second Round) by Colorado Rapids
- 2015 Naval Academy Athletic Association Sword for Men
- 2015 Patriot League Men's Soccer 25th Anniversary Team
- 2014 NSCAA All-America First Team
- 2014 College Soccer News All-America First Team
- 2014 TopDrawerSoccer.com Best XI First Team
- 2014 MAC Hermann Trophy Semifinalist
- 2014 NSCAA All-Northeast Region First Team
- 2014 ECAC All-Star First Team
- 2014 Patriot League Defensive Player of the Year
- 2014 All-Patriot League First Team
- 2014 Patriot League Defensive Player of the Week (Oct. 20)
- 2014 CollegeSoccerNews.com Team of the Week (Oct. 13)
- 2014 Patriot League Defensive Player of the Week (Oct. 6)
- 2014 MAC Hermann Trophy Watch List
- 2014 TopDrawerSoccer.com Preseason Best XI First Team
- 2014 College Soccer News Preseason All-America First Team
- 2014 Patriot League Preseason Defensive Player of the Year
- 2014 Preseason All-Patriot League Team
- 2013 NSCAA All-America Third Team
- 2013 College Soccer News All-America Third Team
- 2013 NSCAA All-Mid-Atlantic Region First Team
- 2013 ECAC All-Star First Team
- 2013 Patriot League Defensive Player of the Year
- 2013 All-Patriot League First Team
- 2013 Patriot League All-Tournament Team
- 2013 TopDrawerSoccer.com National Player of the Week (Nov. 12)
- 2013 TopDrawerSoccer.com National Team of the Week (Nov. 12)
- 2013 CollegeSoccerNews.com Team of the Week (Nov. 12)
- 2013 TopDrawerSoccer.com National Team of the Week (Oct. 15)
- 2013 Patriot League Defensive Player of the Week (Sept. 23)
- 2013 Hampton Inn BWI Classic All-Tournament Team
- 2012 Soccer America National Team of the Week (Sept. 26)
- 2012 ECAC Offensive Player of the Week (Sept. 26)
- 2012 CollegeSoccerNews.com Team of the Week (Sept. 24)
- 2012 Patriot League Offensive Player of the Week (Sept. 24)
- 2011 Patriot League Rookie of the Week (Oct. 31)

Professional Experience

Year	Team
2015	Colorado Rapids (MLS)
2016	Colorado Rapids (MLS)
	Colorado Springs Switchbacks FC (USL)
	Charlotte Independence (USL)
2017	Minnesota United FC (MLS)
	Pittsburgh Riverhounds (USL)
2018	Pittsburgh Riverhounds (USL)
2019	Pittsburgh Riverhounds (USL)
2020	San Diego Loyal (USL)

Greenspan's Career Statistics at Navy

Year	GP	GS	G	A	P	Sh.	Shot %	SOG	SOG %	PK	PKA	GWG	Mins.	Notes
2011	19	19	4	0	8	61	.066	32	.525	0	0	1	1418	
2012	17	16	6	4	16	55	.109	21	.382	2	2	0	919	
2013	22	20	7	0	14	30	.233	19	.633	3	3	3	1972	Third-Team All-America, PL Defensive Player of the Year / All-PL First Team
2014	20	20	1	2	4	36	.028	11	.306	0	0	0	1918	First-Team All-America, PL Defensive Player of the Year / All-PL First Team
TOTAL	78	75	18	6	42	182	.099	83	.456	5	5	4	6227	



PROFESSIONAL SOCCER

MATT NOCITA

DEFENDER | 6-8 | 205 | PORTER RANCH, CALIF.
NEW YORK RED BULLS (MLS) | 2022 | ROUND 1 | PICK 7

On January 11, 2022, Navy standout centerback Matt Nocita was selected with the seventh overall pick of the 2022 Major League Soccer SuperDraft by the New York Red Bulls. The Red Bulls, originally holding the 15th overall selection, traded up eight spots to select Nocita who becomes the second Navy men's soccer player to be drafted by an MLS club. The standout defender joins Joseph Greenspan who was the first Midshipman to be picked in the MLS SuperDraft as a second round pick of the Colorado Rapids in 2015.

Additionally, as the seventh overall pick, Nocita becomes the highest-drafted Patriot League men's soccer player of the MLS SuperDraft era, surpassing Loyola's Milos Kocic who was selected 21st overall by the D.C. United in 2009.

Nocita was one of two Patriot League selections in the event, with Loyola's Justin Ingram being selected in the second round, 48th overall, by Inter Miami CF. Additionally, Nocita was joined by Air Force's Tristian Trager among service academy student-athletes selected when Trager was picked 47th overall by Atlanta United.

"Today is a great day for Matt Nocita and our team," said head coach Tim O'Donohue. "Matt has been a model of consistency and a great leader for our program. I can't wait to see what he does next, both in his professional soccer career and the service of his country."

Over his four seasons, Nocita started all 59 games he appeared in at center back, leading a Navy defense that has perennially ranked as one of the top units in the Patriot League including posting 10 shutouts in 2021, the second most clean sheets in program history for a single season.

Along with his efforts on defense, Nocita also contributed to the Navy attack by totaling a career 14 points on six goals and two assists.

The senior defender earned All-Patriot League honors in each of his four seasons, including being named a first-team honoree three times. Additionally, Nocita became the first Patriot League men's soccer player to be named the league's Defensive Player of the Year three times.

Along with his Patriot League accolades, Nocita is a two-time CoSIDA Academic All-American and a three-time United Soccer Coaches All-Atlantic Region honoree. Most recently, the senior was named a 2021 All-ECAC selection and the ECAC Defensive Player of the Year for the first time in his career.

After signing a MLS contract with the Red Bulls on August 25, 2022, Nocita made his professional debut for the New York Red Bulls II in USL action against Hartford Athletic six days later on August 31. Nocita finished his first pro season by starting seven matches and logging 406 minutes played for NYRB2.

Nocita then debuted with the Red Bulls' first team against FC Cincinnati May 23, 2023 in U.S. Open Cup action, before making his MLS debut on July 12, 2023 once again against Cincinnati as a substitution.



Accolades

- 2022 MLS SuperDraft - 7th Overall Pick (First Round) by New York Red Bulls
- 2021 ECAC Defensive Player of the Year
- 2021 All-ECAC Selection
- 2021 CoSIDA First-Team Academic All-American
- 2021 MLS College Showcase Participant
- 2021 United Soccer Coaches Second-Team All-Atlantic Region
- 2021 Senior CLASS Award Finalist
- 2021 All-Patriot League Tournament Team
- 2021 Academic All-Patriot League Team
- 2021 CoSIDA Academic All-District
- 2021 All-Patriot League First Team
- 2021 Patriot League Defensive Player of the Year
- 2021 Patriot League Preseason Defensive Player of the Year
- 2021 Patriot League Preseason All-League Team
- 2021 Patriot League Defensive Player of the Week (Sept. 6, Oct. 11)
- 2020-21 CoSIDA Second-Team Academic All-American
- 2020-21 Patriot League Co-Defensive Player of the Year
- 2020-21 All-Patriot League First Team
- 2020-21 United Soccer Coaches Second-Team All-Atlantic Region
- 2020-21 CoSIDA Academic All-District
- 2020-21 Academic All-Patriot League Team
- 2019 Patriot League Defensive Player of the Year
- 2019 All-Patriot League First Team
- 2019 United Soccer Coaches First-Team All-Atlantic Region
- 2019 Academic All-Patriot League Team
- 2019 Patriot League Academic Honor Roll
- 2019 Patriot League Defensive Player of the Week (Sept. 2, Sept. 30)
- 2018 All-Patriot League Third Team
- 2018 Patriot League Academic Honor Roll
- 2018 Patriot League Rookie of the Week (Aug. 27)

Professional Experience

Year	Team
2022	New York Red Bulls II (USL)
2023	New York Red Bulls (MLS)
	New York Red Bulls II (MLS Next Pro)

Nocita's Career Statistics at Navy

Year	GP	GS	G	A	P	Sh.	Shot %	SOG	SOG %	PK	PKA	GWG	Mins.	Notes
2018	17	17	0	1	1	3	.000	1	.333	0	0	1	1557	
2019	17	17	3	1	7	17	.176	9	.529	0	1	2	1556	Patriot League Defensive Player of the Year / All-PL First Team
2020	6	6	1	0	2	10	.100	3	.300	0	0	0	560	Patriot League Defensive Player of the Year / All-PL First Team
2021	19	19	2	0	4	14	.143	8	.571	0	0	2	1716	Patriot League Defensive Player of the Year / All-PL First Team
TOTAL	59	59	6	2	14	44	.136	21	.477	0	1	4	5389	

PATRIOT LEAGUE

Now in its fourth decade as an all-sport conference combining academic and athletic excellence, the Patriot League sponsors championships in 24 men's and women's sports. Initially beginning as an NCAA Division I-AA football conference in 1986, the Patriot League became an all-sport conference in 1990 and now includes American, Army West Point, Boston University, Bucknell, Colgate, Holy Cross, Lafayette, Lehigh, Loyola Maryland and Navy as full members. Fordham, Georgetown, MIT and Richmond are associate members. These institutions are among the oldest and most prestigious in the nation, while their alumni have and continue to play leadership roles in shaping our country.

The Patriot League's mission is simple: to provide successful competitive athletic experiences while maintaining high academic standards and preparing its student-athletes to be leaders in society. During the 2022-23 academic year, Patriot League student-athletes and teams accomplished the following:

- ★ The League's 96 percent graduation success rate (GSR) is the second-best mark in the nation, finishing in the top three each year since the rating has been released in 2013. All 10 member schools were 91 percent or higher, each exceeding the record-high national GSR of 89 percent. In addition, the League's 88 percent Federal Graduation Rate (FGR) is the national leader for the 10th consecutive year.
- ★ The Patriot League continues to lead the 32 NCAA Division I conferences in Academic Progress Rate (APR) and retention trends by conference. In the latest data release by the NCAA, the League is second in eligibility trends by conference. The League had 168 of its 195 teams score at or above the national average multi-year APR of 984. Sixty-seven squads earned a perfect score of 1,000.
- ★ Seven student-athletes earned CoSIDA Academic All-America recognition including first-team accolades for Army West Point's Georgia Jones (Women's Cross Country/Track & Field), Fordham's Ryan Greenhagen (Football) and Navy's **Chloe Dawson** (Women's Soccer). Second-team honorees including Holy Cross's Peter Oliver (Football) and Navy's **Brett Brady** (Men's Cross Country/Track and Field), while Lehigh's Mackenzie Kramer (Women's Basketball) and Navy's **Jackson Schultz** (Men's Swimming & Diving) received third-team accolades.
- ★ Boston University's Caitlin Coker (Softball) and Fordham's Ryan Greenhagen (Football) were named the Patriot League Female and Male Scholar-Athlete of the Year honorees, respectively.
- ★ Bucknell's Clara McCormick (Field Hockey), Colgate's Bryan Qian (Men's Track & Field) and Navy's **Charlotte Ryan** (Women's Lacrosse) each received the 2022-23 Patriot League Award of Outstanding Leadership and Character, recognizing their shared excellence in leadership and service.
- ★ American's Katie Putney (Women's Volleyball), Army West Point's Maya Amersi and Angela Huang (Women's Swimming & Diving) and Lafayette's Josh Wolfe (Men's Tennis) were named the League's 2022-23 Sportsmanship Award winners for demonstrating fairness, equality and excellence in academics and athletics.
- ★ Army West Point's Lauren Drysdale (Women's Soccer) was the League's nominee for the 2022-23 NCAA Woman of the Year award, honoring the academic achievements, athletics excellence, community service and leadership of graduating female college athletes.
- ★ Twenty-five Patriot League graduates have participated in the Victory Scholarship program, through the Sport Changes Life Foundation (SCLF), allowing them to attend graduate school in Ireland or Northern Ireland. A pair of League basketball student-athletes – Colgate's Zach Light and Lafayette's Naomi Ganpo – were recipients during the 2022-23 academic year.



- ★ Twenty-nine Patriot Leaguers were All-America selections during the 2022-23 athletic year with first-team status for Boston University's Roy Meyer (Men's Lacrosse), Fordham's Tim DeMorat (Football) and Fotis Kokosioulis (Football), Holy Cross's Luke Newman (Football), Loyola Maryland's Payton Rezanka (Men's Lacrosse) and Jillian Wilson (Women's Lacrosse) and Navy's **Braden Presser** (Men's Track & Field).
- ★ Three Patriot League men's lacrosse student-athletes were selected in the 2023 Premier Lacrosse League (PLL) College Draft, including Lehigh's Mike Sisselberger (1st, 5th overall) and Loyola Maryland's Payton Rezanka (3rd, 19th overall) and Cam Wyers (4th, 29th overall).
- ★ American graduate Natalie Konerth, Boston University graduate Allie Hammel and Lafayette graduate Amanda (Magadan) Golini are members of the U.S. Women's National Field Hockey Team.
- ★ **Navy** collected its ninth-consecutive Patriot League Presidents' Cup following the 2022-23 academic year. The Mids previously broke Bucknell's record of seven-straight titles. Navy finished atop the men's standings, while Boston University topped the women's standings.
- ★ American's Aldrich Elvambuena (Men's Swimming & Diving) is the Patriot League's representative to the NCAA Division I Student-Athlete Advisory Committee (SAAC), moving into the second year of his two-year term.
- ★ Army West Point's Margaret Williams (Women's Lacrosse) became the seventh student-athlete in Patriot League history to receive the prestigious Rhodes Scholarship.
- ★ Three Patriot League Women's Lacrosse programs finished the 2023 season ranked in the ILWomen/IWLCA Top 25 Poll, including Loyola Maryland at No. 7, Army West Point with a program-best 16 and **Navy** at No. 25.
- ★ Holy Cross and Fordham both received berths in the 2022 Division I FCS Championship, marking the sixth time the League has had multiple bids and the first time since 2015. Holy Cross claimed the No. 8 seed, the first League program to accomplish the feat since Colgate in 2018. The Crusaders advanced to the quarterfinal round, the eighth League team to advance to the round of eight.
- ★ Two Patriot League student-athletes qualified for the NCAA Outdoor Track & Field Championships. Boston University's Daisy Liljegen (10,000m) placed 16th to earn Second Team All-America honors. Navy's **Braden Presser** (Javelin) finished in sixth place to claim First Team All-America honors.
- ★ Navy's **Braden Presser** placed 11th in the javelin at the 2023 USA Track & Field U23 Outdoor Championships in Eugene, Ore. He placed third at the NACAC U23 Championships in San Jose, Costa Rica.

www.**NAVYSPORTS**.com

G O N A V Y

