



WWW.NAVYSPORTS.COM

NAVY

WOMEN'S BASKETBALL

2021-22 MEDIA GUIDE

G O N A V Y





2021-22 NAVY WOMEN'S BASKETBALL

Table of Contents

Program Information	1
2021-22 Schedule	1
2021-22 Quick Facts / Notes / Outlook	2
2021-22 Roster	3
2021-22 Player Profiles	4
Player Profiles	4-10
Coaching / Support Staff	11
Head Coach Tim Taylor	11-12
Assistant Coaches	13-15
Support Staff	15
2020-21 Season in Review	15
2020-21 Records / Results	15
2020-21 Statistics	16-17
2020-21 Box Scores	18-21
2020-21 Patriot League Review	22
2020-21 Final Statistical Rankings	23
Opponents	28
Patriot League Opponent History	28-31
Non-League Opponent History	32-37
Navy W-L vs. Division I Conferences	38-39
Navy W-L vs. Division II & III	40
Navy W-L vs. States	40
History & Records	41
Navy Annual W-L Records	41
Navy Head Coaches	42
All-Time Results	43-54
Navy Classic Results	55-56
Regular Season Tournament Results	56-59
Longest Winning & Losing Streaks	60
Overtime Game History	61-62
Game / Season / Career Records	63-70
Yearly Team Statistics	71-73
Annual Statistical Leaders	74-78
Patriot League Tournament History	79-80
Patriot League Honors	81-82
Additional Awards	83
Career Victory Leaders	84
Alumnae	84
All-Time Roster	84-86
Team Captains / Managers / 4-Year Letterwinners	86
All-Time Numbers	87-88
All-Time Home States	89
Additional Information	89
The Patriot League	89
Alumni Hall	90
Media Photo Roster	91

2021-22 Schedule

November

Thurs.	9	Georgetown	Annapolis, Md.	7 p.m.
Fri.	12	at Monmouth	West Long Branch, N.J.	7 p.m.
Tues.	16	William & Mary	Annapolis, Md.	7 p.m.
Sat.	20	Vermont	Annapolis, Md.	11 a.m.
Tues.	23	Fairfield	Annapolis, Md.	6 p.m.
Sat.	27	# Liberty (Navy Classic)	Annapolis, Md.	1 p.m.
	27	# <i>George Mason v. Bowling Green</i>	<i>Annapolis, Md.</i>	<i>3:15 p.m.</i>
Sun.	28	# Bowling Green v. Liberty	Annapolis, Md.	1 p.m.
	28	# George Mason (Navy Classic)	Annapolis, Md.	3:15 p.m.

December

Thurs.	2	Morgan State	Annapolis, Md.	7 p.m.
Sun.	5	at Maryland Eastern Shore	Princess Anne, Md.	2 p.m.
Sun.	12	at Rider	Lawrenceville, N.J.	2 p.m.
Wed.	29	* Holy Cross	Annapolis, Md.	5:30 p.m.

January

Sun.	2	* at Boston Univ.	Boston, Mass.	2 p.m.
Wed.	5	* at Bucknell	Lewisburg, Pa.	6 p.m.
Sat.	8	* Lafayette	Annapolis, Md.	1 p.m.
Wed.	12	* at Colgate	Hamilton, N.Y.	11 a.m.
Sat.	15	* Boston Univ.	Annapolis, Md.	1 p.m.
Wed.	19	* at Lehigh	Bethlehem, Pa.	6 p.m.
Sat.	22	* Army	Annapolis, Md.	11 a.m.
Wed.	26	* Bucknell	Annapolis, Md.	7 p.m.
Sat.	29	* at American	Washington, D.C.	2 p.m.

February

Sat.	5	* Loyola	Annapolis, Md.	4 p.m.
Wed.	9	* at Lafayette	Easton, Pa.	6 p.m.
Sat.	12	* at Army	West Point, N.Y.	11 a.m.
Wed.	16	* American	Annapolis, Md.	7 p.m.
Sat.	19	* at Holy Cross	Worcester, Mass.	12 p.m.
Wed.	23	* at Loyola	Baltimore, Md.	7 p.m.
Sat.	26	* Colgate	Annapolis, Md.	4 p.m.

March

Wed.	2	* Lehigh	Annapolis, Md.	7 p.m.
Sat.	5	^ Patriot League Tournament - First Round (game at high-seeded team)	TBA	
Mon.	7	^ Patriot League Tournament - Quarterfinal (game at high-seeded team)	TBA	
Thur.	10	^ Patriot League Tournament - Semifinal (game at high-seeded team)	TBA	
Sun.	13	^ Patriot League Tournament - Final (game at high-seeded team)	TBA	

Home games listed in **bold**

All times listed are Eastern

* = Patriot League game

= Navy Classic

2021-22 NAVY WOMEN'S BASKETBALL

Navy Quick Facts

General

School	U.S. Naval Academy (Navy)
Location	Annapolis, Md.
Founded	October 10, 1845
Enrollment	4,400
Nickname	Midshipmen, Mids
Colors	Navy Blue (PMS 281) and Gold (PMS 4525)
Superintendent	Vice Adm. Sean S. Buck, USN
Commandant of Midshipmen	Col. James P. McDonough, USMC
Director of Athletics	Chet Gladchuk
Ticket Office Phone	1-800-US4-NAVY (874-6289)
Program Season	46th
Varsity Season	45th
Division I Season	31st
Conference	Patriot League
Year in Conference	31st

Arena

Name	Alumni Hall
Location	On Campus
Capacity	5,710
Year Opened	1991-92
W-L Record in Alumni Hall	260-137 (.655)
Overall Home W-L Record	387-188 (.673)
Alumni Hall Press Row	410-263-3929

Basketball Staff

Head Coach	Tim Taylor
Alma Mater	James Madison '89
Year at Navy	Second
Overall / P.L. Record at Navy	5-7 / 5-3
Career Record	5-7 (Second Season)
Associate Head Coach	Jimmy Colloton
Alma Mater	Wittenberg '11
Year at Navy	Eighth
Assistant Coach	Kevin Leatherwood
Alma Mater	Carson-Newman '14
Year at Navy	Second
Assistant Coach	Marlena Tremba
Alma Mater	William & Mary '17
Year at Navy	Second
Ast. Coach / Dir. of Operations & Recruiting	Lauren Hayden
Alma Mater	University of New England '16
Year at Navy	First
Strength & Cond. / Dir. of Player Development	Kelsey Wolfe
Alma Mater	Virginia '14
Year at Navy	Second

Support Staff

Administrative Assistant	Carol Alton
Basketball Office Phone	(410) 293-5591
Basketball Office Fax	(410) 293-5544
Athletic Trainer	Hannah Jaussen
Office Phone	(410) 293-5598
Assistant Athletic Trainer	Amanda Harper
Equipment Manager	Shari Mangas
Office Phone	(410) 293-4489

Program History

First Season	1976-77 (junior varsity level)
First Varsity Season	1977-78
45-Year Program Record	668-558 (.545)
44-Year Varsity Record	658-557 (.542)
Division II Era	1977-78 through 1990-91 (14 yrs.)
Record	210-135 (.609)
Division I Era	1991-92 to present (30 yrs.)
Record	448-422 (.515)
First Patriot League Season	1991-92
30-Year Patriot League Record	219-215 (.505)
Patriot League Tournament Record	26-26 (.500)
Patriot League Regular Season Titles	Four
	1998 (co), 2011 (co), 2013 (co), 2014
Patriot League Tournament Titles	Three
	2011, 2012, 2013
NCAA Tournament Appearances	Three (0-3)
	2011, 2012, 2013
WNIT Appearances	Three (1-3)
	2014, 2017 (2nd round), 2018

Team Information

2020-21 Overall Record	5-7
Home / Away / Neutral	3-1 / 2-6 / 0-0
2020-21 P.L. Record	5-3 (Fourth-PL/Second-South)
Home / Away / Neutral	3-1 / 2-2 / 0-0
2021 P.L. Tournament Round (W-L)	Did Not Compete
2020-21 Starters Returning / Lost	4 / 1
2020-21 Letterwinners Returning / Lost	10 / 2
2020-21 Players Returning / Lost	10 / 3
New Players	3

Sports Information

Assoc. Sports Info Director / WBB Contact	Alex Lumb
Office Phone	410-293-8771
E-Mail	lumb@usna.edu
Sports Information Fax	410-293-8954
Website	www.navysports.com
Mailing Address	USNA, Ricketts Hall
	566 Brownson Rd., Annapolis, MD 21402

2020-21 Starters

Returning - 4

Player	Cl.	Pos.	Ht.	Pts.	Reb.	Min.
Jennifer Coleman	Sr.	G	5-9	17.1	11.3	36.9
Kolbi Green	Sr.	G	5-4	13.4	3.8	36.5
Ciera Hertelendy	Sr.	F	6-0	3.7	6.2	26.1
Lindsay Llewellyn	Jr.	G	5-11	7.7	2.6	28.5

Lost - 1

Player	Cl.	Pos.	Ht.	Pts.	Reb.	Min.
Sophie Gatzounas	'21	G/F	5-9	13.4	7.5	36.4

Additional 2020-21 Letterwinners

Returning - 6

Player	Cl.	Pos.	Ht.	Pts.	Reb.	Min.
Morganne Andrews	So.	F	6-1	2.7	4.3	16.0
Kristina Donza	So.	G	5-9	3.3	1.5	14.5
Imani Edmonds	Jr.	G	5-8		DNP-Injured	
Sam Schofield	So.	G	5-8	2.1	0.0	6.8
Mimi Schrader	Jr.	G	5-9	1.7	1.3	27.0
Sydney Watts	So.	F	6-0	4.7	3.1	18.6

Lost - 1

Player	Cl.	Pos.	Ht.	Pts.	Reb.	Min.
Sierra Swanda	Gr.	F	5-10		DNP-Injured	

Additional 2020-21 Players

Lost - 1

Player	Cl.	Pos.	Ht.	Pts.	Reb.	Min.
Mikenzie Yim-Harvin	So.	G	5-8	0.5	0.0	0.3

New 2021-22 Players - 3

Player	Cl.	Pos.	Ht.
Kriss Arjukese	Fr.	G/F	6-0
Darryl Langford	Sr.	G/F	5-10
Savanna Lewis	Fr.	F	6-1

2021-22 NAVY WOMEN'S BASKETBALL

2021-22 Roster

Numerical

No.	Name	Cl.	Pos.	Ht.	Hometown	High School
1	Kolbi Green	Sr.	G	5-4	Baltimore, Md.	McDonogh School
2	Jennifer Coleman	Sr.	G	5-9	Richmond, Va.	Highland Springs
3	Darryl Langford	Sr.	G/F	5-10	Fayetteville, Ga.	Fayette County
4	Mimi Schrader	Jr.	G	5-9	Plymouth, Minn.	Wayzata
5	Imani Edmonds	Jr.	G	5-8	Hopewell, Va.	Hopewell
11	Sam Schofield	So.	G	5-8	Maumee, Ohio	Anthony Wayne
12	Savanna Lewis	Fr.	F	6-1	Los Lunas, N.M.	Hope Christian
14	Morganne Andrews	So.	F	6-1	Martinsburg, W.Va.	Martinsburg
22	Kristina Donza	So.	G	5-9	Jackson, N.J.	Jackson Memorial
24	Lindsay Llewellyn	Jr.	G	5-11	Port Deposit, Md.	The Tome School
33	Kriss Arjukese	Fr.	G/F	6-0	Germantown, Md.	The Bullis School
34	Sydne Watts	So.	G	6-0	Canton, Ga.	Cherokee
42	Ciera Hertelendy	Sr.	F	6-0	Inwood, W.Va.	Martinsburg

Alphabetical

No.	Name	Cl.	Pos.	Ht.	Hometown	High School
14	Morganne Andrews	So.	F	6-1	Martinsburg, W.Va.	Martinsburg
33	Kriss Arjukese	Fr.	G/F	6-0	Germantown, Md.	The Bullis School
2	Jennifer Coleman	Sr.	G	5-9	Richmond, Va.	Highland Springs
22	Kristina Donza	So.	G	5-9	Jackson, N.J.	Jackson Memorial
5	Imani Edmonds	Jr.	G	5-8	Hopewell, Va.	Hopewell
1	Kolbi Green	Sr.	G	5-4	Baltimore, Md.	McDonogh School
42	Ciera Hertelendy	Sr.	F	6-0	Inwood, W.Va.	Martinsburg
3	Darryl Langford	Sr.	G/F	5-10	Fayetteville, Ga.	Fayette County
12	Savanna Lewis	Fr.	F	6-1	Los Lunas, N.M.	Hope Christian
24	Lindsay Llewellyn	Jr.	F	5-11	Port Deposit, Md.	The Tome School
11	Sam Schofield	So.	G	5-8	Maumee, Ohio	Anthony Wayne
4	Mimi Schrader	Jr.	G	5-9	Plymouth, Minn.	Wayzata
34	Sydne Watts	So.	G	6-0	Canton, Ga.	Cherokee

Staff

Position	Name	Alma Mater	Year at Navy
Head Coach	Tim Taylor	James Madison '89	Second
Associate Head Coach	Jimmy Colloton	Wittenberg '11	Eighth
Assistant Coach	Kevin Leatherwood	Carson-Newman '14	Second
Assistant Coach	Marlena Tremba	William & Mary '17	Second
Ast. Coach / Dir. of Ops & Recruiting	Lauren Hayden	University of New England '16	First
Strength & Cond. / Dir. of Player Development	Kelsey Wolfe	Virginia '14	Second
Faculty Representative	Charles Nelson		
Officer Representative	Capt. Monica Compton, USMC		
Team Captain	Ciera Hertelendy		

Pronunciation Guide

Kriss Arjukese	are • you • kess • UH
Kristina Donza	don • ZAH
Ciera Hertelendy	hurt • lend • dee
Lindsay Llewellyn	loo • WELL • in

2021-22 NAVY WOMEN'S BASKETBALL

Morganne ANDREWS

14

6-1 • Sophomore • Forward
Martinsburg, W.Va.
Martinsburg



Andrews' Career Game Highs

Points: 9, Loyola (2/14/21)
Rebounds: 10, at William & Mary (12/13/20)
Assists: 1, 6x, MR: Lafayette (2/17/21)
Minutes: 27, American (1/16/21)

2020-21 (Freshman)

Played in all 12 games for Navy as a freshman with starts in three of the first four games, including the season opener at George Mason (Nov. 29) ... played 16.0 minutes per contest and averaged 2.7 points and 4.3 rebounds ... strong on the boards to start the season as she posted 23 rebounds over the first three games of 2020-21, including a season-high 10 at William & Mary (Dec. 13); second-best total was eight versus Lafayette (Feb. 17) ... scored a season-high nine points against Loyola (Feb. 14) shooting 4-for-8.

High School

Competed in four sports during her time at Martinsburg High School: basketball (4 letters), track & field (3 – high jump, middle distance), volleyball (2) and cross country (1) ... under coach Kyle Triggs' guidance, Andrews concluded her senior basketball season by earning West Virginia Class AAA Third Team All-State distinction, as well as the 2020 Eastern Panhandle Athletic Conference (EPAC) Player of the Year honor ... previously was named to the All-State Third Team as a junior in 2019 ... throughout her four seasons, Andrews garnered All-Region II and All-Section I honors ... as a program, Martinsburg collected sectional and regional championship all four years with Andrews ... a two-year teammate of current Mid, Ciera Hertelendy ('22) on the Bulldogs' basketball team ... as a high jumper, she earned all-county and all-regional awards and came within two inches of breaking the school-record with a career-best jump of 5'2 ... Martinsburg's track & field program swept the sectional and regional championships, 2017 through 2019.

Personal

Daughter of Marcus and Elizabeth ... elected President of Martinsburg's National Honor Society, as well as President of her freshmen and junior classes, respectively ... participated in The Science National Honor Society, Spanish Honor Society, SCA and the Interact Club.

Career Statistics


Season	GP-GS	Min	FG-A	FG%	3FG-A	3FG%	FT-A	FT%
2020-21	12-3	192	14-42	.333	0-1	.000	4-8	.500

Season	OR-DR	TR-RPG	A	TO	BK	ST	Pts	PPG
2020-21	11-40	51-4.3	6	15	4	3	32	2.7

Kriss ARJUKESE

33

6-0 • Freshman • G/F
Germantown, Md.
The Bullis School



High School

Three-sport athlete at The Bullis School: lettered in basketball, soccer and track & field ... coached at the Bullis School by Amy Heinzelmann ... suited up for the Team Takeover Basketball club program ... earned Bullis' Sportsmanship award all four years that she was member of the basketball team and was named Teammate of the Year three times ... collected Team MVP honors following the 2018-19 season when she led the squad in three-point shooting ... named Team MVP of Bullis' soccer team in 2018.


Personal

Daughter of Roland and Kairit ... mother works for the Estonian embassy ... served as Bullis' Class President ... enjoys outdoor activities like snowboarding, hunting and fishing

Jennifer COLEMAN

2

5-9 • Senior • Guard
Richmond, Va.
Highland Springs



Coleman's Career Game Highs

Points: 25, 3x, MR: at Loyola (2/13/21)
Rebounds: 16, at Holy Cross (2/13/19)
Assists: 7, 3x, MR: American (1/17/21)
Minutes: 40, at Morgan State (12/18/20)

Playing Honors

2020-21 All-Patriot League Second Team
2018-19 All-Patriot League Third Team
2018-19 Patriot League All-Rookie Team
Patriot League Player of the Week (2/16/21)
Patriot League Rookie of the Week (12/3/18, 12/24/18, 2/11/19)

2020-21 (Junior)

Appeared in and started nine games ... averaged 17.1 points, 11.3 rebounds, 4.2 assists, 2.3 steals and 36.9 minutes of action per contest ... finished top-four in all five of those categories amongst Patriot League players; ranking first in minutes, second in rebounds, while standing third in scoring and assists and fourth in steals ... nationally, ranked third with 9.2 defensive rebounds per game, 16th in rebounds per game, 33rd in minutes per game and 91st in scoring ... reached double figures in scoring in every game, including 20-plus point outputs on three occasions; 25 versus Morgan State (Dec. 18), 25 at Loyola (Feb. 13) and 21 at Army (Jan. 23) ... posted seven double-doubles with a season-high of 15 rebounds accompanying her 25-point game versus Loyola (Feb. 13) ... had multiple steals in six games, twice tallying four thefts, at Army (Jan. 23) and versus Lafayette (Feb. 17) ... played all 40 minutes against Morgan State in her season debut.

2019-20 (Sophomore)

Played in 15 games with two starts as a sophomore; at Vermont (Nov. 22) and home versus George Mason (Dec. 19) ... averaged 9.7 points, 3.5 rebounds, 2.7 assists and 1.7 steals in 19.5 minutes of court time per game ... ranked second on the team in terms of scoring and assist averages ... shot a team-best 38.1 percent (16-42) from three-point range ... played in 10 of the Mids' 11 non-conference games in November and December

2021-22 NAVY WOMEN'S BASKETBALL

before coming back at the end of the Patriot League season with five appearances in late February and March ... tied her season-high with 18 points at Clemson (Nov. 9) in Navy's 65-52 come-from-behind victory and again versus Kennesaw State (Nov. 30) as part of the 2019 Navy Classic ... filled the box score additionally versus Clemson with four rebounds, four assists and a career-high eight steals, as well as against KSU with five rebounds, a career-high seven assists and two steals ... those eight steals are tied for fifth-most in program history ... in Patriot League play, she left her mark in Navy's overtime thriller versus Lafayette (Feb. 29) with 17 points, three rebounds, three assists and three steals in 30 minutes off the bench ... had three or more assists in eight of her 15 appearances and three or more steals on five occasions ... saw 292 minutes of playing time with eight games of 20 or more minutes; season-high was 32 against George Mason.

2018-19 (Freshman)

One of two Mids to start all 29 games in 2018-19 ... led the team with averages of 29.6 minutes, 13.1 points, 8.2 rebounds and 2.9 assists per game ... ranked fifth in the Patriot League in scoring average and sixth in rebounding average; 11th in the league with her assists per game mark ... defensively was credited with 52 steals, an 1.8 average that was good for fourth in the PL ... stayed consistent through Patriot League play as she appeared in all 18 contests and averaged 13.4 points, 9.1 rebounds, 3.0 assists and 1.7 steals (all top-10 in the league individual standings) ... recorded eight double-doubles, with her first of the season coming at Rider (Dec. 2) with 23 points and 14 rebounds ... reached the 20-point plateau in six contests with a season-high of 25 at American (March 6) on 10-21 shooting; scored in double-digits 19 times, including 13 of 18 games versus PL opposition ... had nine games with 10 or more rebounds with a season-best 16 caroms at Holy Cross (Feb. 13) ... tallied five or more assists six times, reaching a single-game high of six on four separate occasions ... had a double-double with six assists twice: at Loyola (Jan. 3) 19p-13r-6a and against Lafayette (Feb. 20) 16p-11r-6a ... registered three or more steals in seven games, highlighted by a season-high five thefts at Rider and against Colgate (Feb. 9) ... played 859 combined minutes with 16 games of 30 or more minutes; averaged 31.2 minutes in league action.

High School

Lettered all four years at Highland Springs High School in basketball for head coach Franklin Harris ... First Team All-State Class 5A as a junior in 2015-16 and senior in 2016-17 ... served as team captain at Highland Springs as a sophomore, junior and senior ... went 110-8 as a four-year starter with Highland Springs ... finished runner-up in the VHSL Class 5A State Championship in 2013-14, 2015-16, 2016-17 ... Highland Springs won the Times-Dispatch Invitational Tournament three straight years and was named the Tournament MVP for the 2015 and 2016 events ... spent the 2017-18 school year prepping at NAPS.

Personal

Daughter of James and Elsie ... participated in the Advance College Academies program at Highland Springs and received an associates degree in business from Reynolds Community College ... teammates at Highland Springs with George Mason's Camarie Gatling '21 and UNCG's Cece Crudup '21.

Career Statistics


Season	GP-GS	Min	FG-A	FG%	3FG-A	3FG%	FT-A	FT%
2018-19	29-29	859	154-428	.360	25-78	.321	46-88	.523
2019-20	15-2	292	54-136	.397	16-42	.381	22-44	.500
2020-21	9-9	332	62-145	.428	6-22	.273	24-38	.632
Career	53-40	1483	270-709	.381	47-142	.331	92-170	.541

Season	OR-DR	TR-RPG	A	TO	BK	ST	Pts	PPG
2018-19	72-166	238-8.2	85	108	8	52	379	13.1
2019-20	10-43	53-3.5	41	39	2	26	146	9.7
2020-21	19-83	102-11.3	38	43	5	21	154	17.1
Career	101-292	393-7.4	164	190	15	99	679	12.8

Kristina DONZA

22

5-9 • Sophomore • Guard
Jackson, N.J.
Jackson Memorial



Donza's Career Game Highs

Points: 10, at Morgan State (12/18/20)
Rebounds: 4, at William & Mary (12/13/20)
Assists: 3, at Morgan State (12/18/20)
Minutes: 35, at Morgan State (12/18/20)

2020-21 (Freshman)

Played in all 12 games with two starts; made first collegiate start at Morgan State (Dec. 18) and posted season-highs with 10 points, three assists and three steals over 35 minutes against the Bears ... grabbed a season-high four rebounds at William & Mary (Dec. 13) ... 24 of 36 field goal attempts were from three-point range ... played 174 minutes for an average of 14.5 per game.

High School

Played for Jackson Memorial High School under the guidance of Rachel Goodale and the Franklin Basketball Club (FBC) Defenders for John Stone ... earned 10 combined varsity letters playing basketball (4), soccer (4) and lacrosse (2) ... garnered All-A-South Divisional playing honors in all four seasons of basketball as she was named to the second team in 2017 and 2018 before improving to the first team her final two seasons ... during her last two years at Jackson, Donza was named the 2019 Shore Conference Player of the Year before breaking the program's scoring record (1,824 points) in 2020 ... averaged 26.7 points and 8.4 rebounds as a senior on her way to being selected to the 2020 All-Group 4 First Team, Jackson's Team MVP, as well as winning the Shore Conference's Sportsmanship Award ... helped elevate her squad from eight wins during her freshman season to 23 wins and the A-South Divisional Championship as a senior ... on the soccer pitch with Donza playing goalie, the Jackson girl's soccer team won the A-South Divisional Championship in 2017 and 2019.

Personal

Daughter of John and Haydee ... both parents were collegiate athletes as her father played basketball at Saint Joseph's College (NY), while her mother did the same at Brookdale Community College ... older sister Ariel played both soccer and basketball at Ocean County College ... was a New Jersey State Interscholastic Athletic Association (NJSIAA) Student Ambassador, as well as the Inspector General for Jackson's AFJROTC program ... earned the rank of Cadet 2nd LT with the JROTC and honors of Top Gun at the Cadet Leadership Course and National Air Commando Association award ... participated in National Honor Society, Science National Honor Society and Jaguar Buddies organizations.

Career Statistics

Season	GP-GS	Min	FG-A	FG%	3FG-A	3FG%	FT-A	FT%
2020-21	12-2	174	14-36	.389	7-24	.292	5-6	.833

Season	OR-DR	TR-RPG	A	TO	BK	ST	Pts	PPG
2020-21	5-13	18-1.5	6	11	0	5	40	3.3

2021-22 NAVY WOMEN'S BASKETBALL

Imani EDMONDS

5

5-8 • Junior • Guard
Hopewell, Va.
Hopewell



Edmonds' Career Game Highs

Points: N/A
Rebounds: 1, 3x, MR: at Loyola (2/26/20)
Assists: N/A
Minutes: 12, at Bucknell (2/12/20)

2020-21 (Sophomore)

Did not appear in a game during the shortened 2020-21 season due to injuries.

2019-20 (Freshman)

Battled through injuries to make season debut against Colgate on Feb. 8; playing eight minutes with one rebound and two blocked shots ... finished the year playing in four games; at Bucknell (Feb. 12), American (Feb. 19) and at Loyola (Feb. 26) and accumulating 30 minutes of action; season-high was 12 at Bucknell ... corralled three total rebounds to go along with two blocks.

High School

Lettered four times on the basketball team at Hopewell High School for head coach Jackie Edmonds ... earned All-Conference 26 and All-Region 3A First Team honors following her junior and senior seasons ... named 2018 Second Team All-State Virginia Class 3A ... helped Hopewell win the 2017 Conference 26 and Region 3A East Championships on its way to the program's first-ever state tournament berth ... as a senior in 2017-18, Hopewell went 24-2 and competed in the Virginia Class 3 State Championship Game; finished as state runners-up ... served as team captain all four years ... teammates with Georgia Tech's Daijah Jefferson ('21) and Furman's Tyah Hunter ('21) ... spent the 2018-19 school year at NAPS.

Personal

Daughter of Elvin and Jackie ... both parents played four years of basketball at St. Paul's College (VA) ... extracurriculars at Hopewell included, National Honor Society, Beta Club, Future Business Leaders of America and student council

Career Statistics


Season	GP-GS	Min	FG-A	FG%	3FG-A	3FG%	FT-A	FT%
2019-20	4-0	30	0-2	.000	0-2	.000	0-0	.000
2020-21	DNP-Injured							
Career	4-0	30	0-2	.000	0-2	.000	0-0	.000

Season	OR-DR	TR-RPG	A	TO	BK	ST	Pts	PPG
2019-20	0-3	3-0.8	0	6	2	0	0	0.0
2020-21	DNP-Injured							
Career	0-3	3-0.8	0	6	2	0	0	0.0

Kolbi GREEN

1

5-4 • Senior • Guard
Baltimore, Md.
McDonogh School



Green's Career Game Highs

Points: 26, at Loyola (2/13/21)
Rebounds: 8, Loyola (2/14/21)
Assists: 7, Lafayette (2/17/21)
Minutes: 40, 2x, MR: at American (2/24/21)

Playing Honors

Patriot League Player of the Week (11/11/19)
NAAA Athlete of the Week (11/11/19)
Patriot League Rookie of the Week (2/25/18)

2020-21 (Junior)

Played in and started 11 games at guard ... averaged 13.4 points, 3.8 rebounds, 2.7 assists and 2.6 steals per game ... led the Patriot League in steals per game; ranked 33rd in NCAA DI ... reached double figures scoring in eight contests, including 25 points against American (Jan. 17) and a career-high 26 points at Loyola (Feb. 13) ... grabbed five or more rebounds in four separate games with a season-high of eight against Loyola (Feb. 14) ... twice converted three three-point attempts; versus American (Jan. 17) and Loyola (Feb. 14) ... a tenacious defender, who had 29 total steals over 11 games, recorded three or more thefts in six games, including four at Richmond (Dec. 2), four at Loyola (Feb. 13) and a season-high five against Lafayette (Feb. 17) ... averaged 36.5 minutes of action per game, playing all 40 against American (Jan. 17) and later against the Eagles again (Feb. 24).

2019-20 (Sophomore)

Appeared in and started the first nine games of the season at guard ... posted averages of 8.6 points, 2.8 rebounds, 2.8 steals and 2.0 assists in 26.8 minutes of action per contest ... earned Patriot League Player of the Week honors on Nov. 11 after compiling 38 points, 10 rebounds, 10 steals and five three-points in action versus Stevenson (Nov. 5) and at Clemson (Nov. 9) ... netted a career-high 21 points against Stevenson in Navy's season opener before helping the Mids to their first-ever win over an ACC school with 17 points and a career-high eight steals in 37 minutes ... those eight steals are tied for fifth-most in program history ... had three or more steals in five games ... assisted on a career-high five baskets at Maine (Nov. 24) ... finished the year with 241 minutes played and 24-plus in seven of her nine appearances; season-high was 37 at Clemson.

2018-19 (Freshman)

Competed in all 29 games for the Mids as a freshman, including 14 starts ... made first career start at Colgate (Jan. 12) and scored 10 points over 31 minutes of play ... averaged 8.8 points, 1.7 steals, 1.6 three-pointers and 1.4 rebounds over an average of 23.0 minutes per game; ranked fifth in the Patriot League in steals per game and eighth in the league for three-pointers made ... had 13 double-digit point outputs with a season-high 20 points at Boston (Feb. 23) on 6-14 shooting from the field and a 4-9 mark from three-point range ... knocked down a season-high five treys against Penn (Nov. 24) on the first day of the Navy Classic ... shot 76.5 percent (39-51) from the foul line for the season ... tallied a season-best three assists in three separate games ... recorded steals in 25 of 29 games with multiple thefts in 16 contests, including a season-high four at Air Force (Dec. 7) and Lafayette (Feb. 20) ... played 667 total minutes with 13 games of 25 or more minutes; all 13 came after Patriot League play kicked off in the beginning of January.

High School

Participated in four sports during her time at McDonogh: basketball, gymnastics, track and volleyball ... played basketball for head coach Brad Rees at McDonogh ... earned 2016-17 All-IAAM Conference A honors ... named Team MVP at NAPS following the 2017-18 season ... selected to the All-Tournament team at the 2015 Bishop Walsh Girls Invitational Tournament ... elected as McDonogh's team captain as a senior in 2016-17 ... member of McDonogh's 2013-14 and 2014-15 IAAM A Conference Championship team; her 2015-16 and 2016-17 teams finished runner-up ... spent the '17-18 school year prepping at NAPS.

2021-22 NAVY WOMEN'S BASKETBALL

Personal

Daughter of Eric and Veronica ... father was a quarterback at James Madison ('84-'87) and ranks in the top-10 all-time in career passing touchdowns; 1987 Offensive Team MVP ... cousin of 14-year NBA veteran Muggsy Bogues (Washington Bullets, Charlotte Hornets, Golden State Warriors, Toronto Raptors) ... father played high school basketball at Dunbar High School and was a member of the 1983 national championship team (w/Muggsy Bogues, Reggie Lewis, Reggie Williams) often called the greatest high school team ever and was featured in ESPN's 30 for 30 'Baltimore Boys' ... fluent in French; ranked eighth nationally for the French Grand Concours competition ... participated in Sanfoka Club and the Diversity Club at McDonough.

Career Statistics

Season	GP-GS	Min	FG-A	FG%	3FG-A	3FG%	FT-A	FT%
2018-19	29-14	667	85-266	.320	47-174	.270	39-51	.765
2019-20	9-9	241	29-85	.341	10-40	.250	9-15	.600
2020-21	11-11	401	48-130	.369	12-47	.255	39-51	.765
Career	49-34	1289	162-481	.337	69-261	.264	87-117	.744

Season	OR-DR	TR-RPG	A	TO	BK	ST	Pts	PPG
2018-19	15-27	42-1.4	31	52	2	50	256	8.8
2019-20	9-16	25-2.8	18	18	0	25	77	8.6
2020-21	17-25	42-3.8	30	33	2	29	147	13.4
Career	41-68	109-2.2	79	103	4	104	480	9.8

Ciera HERTELENDY

42

6-0 • Senior • Forward
Inwood, W.Va.
Martinsburg



Hertelendy's Career Game Highs

Points: 6, 3x, MR: at American (2/24/21)
Rebounds: 9, 2x, MR: at Army (1/23/21)
Assists: 4, at Loyola (2/13/21)
Minutes: 36, at Morgan State (12/18/20)

2021-22 (Senior)

Team Captain

2020-21 (Junior)

One of only three players to appear in all 12 games ... started the final 10 games of the campaign; grabbed six or more rebounds in seven of those starts, as well as tallied blocks in seven games during that stretch ... scored a season-high six points in each of the final games of 2020-21; versus Lafayette (Feb. 17) and at American (Feb. 24) ... matched a season-high with nine rebounds and a career-best four blocks off the bench at George Mason (Nov. 29) ... assisted on a season-high four baskets at Loyola (Feb. 13) ... averaged 3.7 points, 6.2 rebounds and 1.0 blocks in 26.1 minutes per contest ... garnered the Mids' Most Improved Player Award.

2019-20 (Sophomore)

Saw action in 11 games with one start ... earned first collegiate starting assignment at Boston University (Feb. 15) and recorded season-highs in points (6), rebounds (4) and minutes played (32) ... earlier that same week she went for five points, two assists and two steals at Bucknell (Feb. 12) ... finished with 18 points and 12 rebounds over a combined 108 minutes of action.

2018-19 (Freshman)

Appeared in five games as a freshman frontcourt option for the Mids ... opened rookie campaign with back-to-back five-point contests versus Catholic (Nov. 7) and Marist (Nov. 11); added four rebounds against the Cardinals and a season-high five against the Red Foxes in those contests ... averaged 7.8 minutes and 2.0 points over the season ... saw six minutes each versus Patriot League foes twice, at Bucknell (Feb. 27) and at American (March 6).

High School

A two-sport athlete at Martinsburg High School as she lettered in basketball and track & field (discus) ... played for head coach Kyle Triggs ... earned West Virginia Class AAA All-State honorable mention accolades following her junior ('15-16) and senior ('16-17) seasons ... named All-Eastern Panhandle Athletic Conference (EPAC) in 2015-16 and 2016-17; honored as All-EPAC Player of the Year as a senior ... helped Martinsburg to regional championships in 2015-16 and 2016-17 ... high school teammates with fellow Navy forward Morganne Andrews ('24) ... prepped during the '17-18 school year at NAPS.

Personal

Daughter of John and Kathy ... participated in FCA and Interact Club at Martinsburg.

Career Statistics

Season	GP-GS	Min	FG-A	FG%	3FG-A	3FG%	FT-A	FT%
2018-19	5-0	39	3-9	.333	0-0	.000	4-6	.667
2019-20	11-1	108	7-25	.280	0-0	.000	4-8	.500
2020-21	12-10	313	18-51	.353	0-1	.000	8-12	.667
Career	28-11	460	28-85	.329	0-1	.000	16-26	.615

Season	OR-DR	TR-RPG	A	TO	BK	ST	Pts	PPG
2018-19	6-4	10-2.0	0	4	0	0	10	2.0
2019-20	9-3	12-1.1	5	5	1	4	18	1.6
2020-21	25-49	74-6.2	19	18	12	7	44	3.7
Career	40-56	96-3.4	24	27	13	11	72	2.6

Darryl LANGFORD

3

5-10 • Senior • Forward
Fayetteville, Ga.
Fayette County



Langford's Career Game Highs

Points: 9, Lafayette (2/20/19)
Rebounds: 2, at Colorado (12/9/18)
Assists: 1, at Colorado (12/9/18)
Minutes: 8, Lafayette (2/20/19)

2021-22 (Senior)

Rejoined the women's basketball team.

2019-20 & 2020-21 (Sophomore, Junior)

Competed as a member of Navy's women's track & field program with the majority of action in the high jump ... highlights include finishing first in high jump at the 2019 Army-Navy Outdoor Star Meet (1.60m) and third at the 2021 ECAC Outdoor Championship in the jump (1.66m) to garner All-ECAC honors ... also competed in the pentathlon, long jump and 60m hurdles events

2018-19 (Freshman)

Appeared in five games off the bench as a source of instant offense as she netted 15 points in 28 combined minutes of action ... made collegiate debut at Colorado (Dec. 9); finished with three points, two rebounds and an assist in seven minutes ... scored a season-high nine points on 3-5 shooting from three-point range versus Lafayette (Feb. 20) ... also made a three-pointer at Boston (Feb. 23) as part of her .500 percentage shooting effort from long distance (5-10) on the year.

High School

Earned six varsity letters at Fayette County High School: basketball (4) and track & field (2), both under the guidance of head coach John Strickland ... as a senior in 2016-17, named Georgia Athletic Coaches Association All-State Class 5A-South, All-AJC Southside Area Honorable Mention and All-County ... served as FC's team captain during her junior and senior seasons ... helped Fayette County to the Class AAAAA Final Four in 2014-15 and Sweet 16 in 2016-17 ... competed in the high jump for FC's track & field team, finished in second place at the 2017 GHSA Class AAAAA State Championship in

2021-22 NAVY WOMEN'S BASKETBALL

the event ... prepped during the 2017-18 school year at NAPS and was a member of the basketball team.

Personal

Daughter of Daryl and Markgetta ... father is a retired Lieutenant Colonel from the U.S. Army (28 years of service) ... born in California and moved to West Point, Germany and Georgia as a result of her father's involvement in the Army ... brother Christopher serves in the Army, while her sister, Brittanie is in the Air Force ... participated in JROTC at Fayette County High School.

Career Statistics

Season	GP-GS	Min	FG-A	FG%	3FG-A	3FG%	FT-A	FT%
2018-19	5-0	28	5-17	.294	5-10	.500	0-4	.000
2019-20	Competed in Track & Field							
2020-21	Competed in Track & Field							
Career	5-0	28	5-17	.294	5-10	.500	0-4	.000

Season	OR-DR	TR-RPG	A	TO	BK	ST	Pts	PPG
2018-19	1-1	2-0.4	1	3	0	1	15	3.0
2019-20	Competed in Track & Field							
2020-21	Competed in Track & Field							
Career	1-1	2-0.4	1	3	0	1	15	3.0

Savanna LEWIS

12

6-1 • Freshman • Forward
Los Lunas, N.M.
Hope Christian

High School

Lettered all four years at Hope Christian High School playing all five positions on the court for head coach Michael Cole ... garnered All-New Mexico First Team 4A honors as a senior in 2020-21, previously she had been named All-State Second Team as a junior and All-Metro Second Team as a sophomore in 2018-19 ... competed on the club circuit with the New Mexico Clippers organization; two teammates Cailee Crawford (San Diego State '25) and Viane Cumber (New Mexico '25) are playing DI women's basketball.




Personal

Daughter of Jay and Paige ... father played collegiate football at New Mexico Highlands and was a two-time NAIA All-American (1980, 1981); he later played in the NFL with the Philadelphia Eagles, Denver Broncos and Dallas Cowboys, as well as with the San Antonio Gunslingers of the USFL ... sisters Avery and Alivia both are currently participating in collegiate athletics as Avery is a graduate student playing soccer at Fort Lewis College (DII) and Alivia is a grad transfer set to play basketball at West Texas A&M (DII) ... member of the National Honor Society ... hobbies include hunting and playing sports.

Lindsay LLEWELLYN

24

5-10 • Junior • Guard
North East, Md.
The Tome School



Llewellyn's Career Game Highs

Points: 14, Boston U. (1/22/20)
 Rebounds: 7, 3x, MR: at Army (1/23/21)
 Assists: 3, Loyola (2/14/21)
 Minutes: 34, 3x, MR: Loyola (2/14/21)

2020-21 (Sophomore)

Suited up in 10 games and started the final seven contests of the season ... averaged 7.7 points and 2.6 rebounds over 28.5 minutes per game ... netted a season-best 12 points off the bench at George Mason (Nov. 29) on 3-of-5 shooting from the field and 5-for-6 at the foul line ... also scored double digits versus American (Jan. 16) with 10 points ... during a three-game run versus American and Army (Jan. 17-Jan. 24), she grabbed 19 total rebounds going for six (twice) and seven at Army (Jan. 23) ... 43 of 83 field goal attempts were from three-point range ... tallied a season-high three assists versus Loyola (Feb. 14).

2019-20 (Freshman)

Played in 29 of Navy's 30 games as a freshmen with 12 starts to her name ... member of the starting lineup for the first time as a collegiate on Dec. 19 against George Mason with 34 minutes of action ... averaged 5.1 points, 2.9 rebounds and 1.1 steals over 22.4 minutes per contest ... made the third-most three-point baskets on the team with 29 treys ... sank three-pointers in 19 different games, including a streak of nine straight from Jan. 11 at Colgate to Feb. 12 at Bucknell ... reached double figures in points five times with a season-high of 14 points on 5-10 shooting and four three-pointers against Boston University (Jan. 22); also added a season-high seven rebounds versus the Terriers ... notched 12 and 10 points in back-to-back Patriot League games against Loyola (Feb. 1) and Colgate (Feb. 8) ... compiled 651 minutes of action with 13 appearances of 25 or more minutes; season-high was 34 minutes at Colgate (Jan. 11).

High School

Three-sport athlete at The Tome School as she was a member of the basketball, soccer and cross country teams ... basketball coach at Tome was Jamie Hensley ... 2018 Cecil Country Girls Basketball Player of the Year ... finished her career at Tome with more than 1,500 points and 700 rebounds ... capped her career by leading Tome to a 20-4 record in 2018 and winning the MIL (Mid-Atlantic Independent League) Conference title, while averaging a double-double (16 ppg/12 rpg) ... Tome also won the 2016 and 2017 MIL titles ... spent the 2018-19 school year prepping at NAPS.

Personal

Daughter of Joseph and Lisa ... father played lacrosse at the Air Force Academy and served in the U.S. Air Force (currently with Air National Guard) ... three older siblings have graduated or are attending service academies ... sister Leah played four years of women's lacrosse at the Coast Guard Academy (2016-19) and earned All-NEWMAC Conference honors in 2018 and 2019 ... other siblings, include Lauren (Air Force Academy '18), Joseph (Naval Academy '20), and sisters Jamie and Jordan, both of whom attend the Naval Academy (Class of '24) and are members of the volleyball team ... participated in The Key Club and the American Legion Auxiliary Girls State program.

Career Statistics

Season	GP-GS	Min	FG-A	FG%	3FG-A	3FG%	FT-A	FT%
2019-20	29-12	651	53-179	.296	29-110	.264	12-15	.800
2020-21	10-7	285	29-83	.349	11-43	.256	8-9	.889
Career	39-19	936	82-262	.313	40-153	.261	20-24	.833


Season	OR-DR	TR-RPG	A	TO	BK	ST	Pts	PPG
2019-20	28-55	83-2.9	11	38	1	31	147	5.1
2020-21	2-24	26-2.6	7	17	0	7	77	7.7
Career	30-79	109-2.8	18	55	1	38	224	5.7

2021-22 NAVY WOMEN'S BASKETBALL

Sam SCHOFIELD

11

5-8 • Sophomore • Guard
Maumee, Ohio
Anthony Wayne



Schofield's Career Game Highs

Points: 12, Lafayette (2/17/21)
Rebounds: N/A
Assists: N/A
Minutes: 19, American (1/16/21)

Academic Honors

Patriot League Academic Honor Roll (2021)

2020-21 (Freshman)

Walked onto the team in the preseason and appeared in eight games ... totaled 17 points on the strength of five three-pointers over 54 minutes of playing time ... made collegiate debut at Richmond (Dec. 2) ... came off the bench and netted 12 points on four three-pointers against Lafayette (Feb. 17).

High School

Two-sport student-athlete at Anthony Wayne High School: lettered in basketball (4 years) as a guard for head coach Jamie Carter and in soccer (3 years) as a defender and midfielder for Lori Williams ... named to the All-Ohio State Division I Third Team as a senior in 2019-20; additionally earned recognition on the All-Northwest Ohio First Team and All-Northern Lakes League First Team, while competing in Ohio's Division I North/South All-Star Game ... as a junior in 2018-19 was named to the All-Northwest Ohio and All-Northern Lakes League teams ... as a program, Wayne won sectional basketball championships in 2017 and 2018 ... Schofield's final soccer season culminated in a 22-1-0 record and runner-up result in the Ohio State Division I Championship tournament ... served as team captain of both her basketball and soccer teams as a senior.

Personal

Daughter of Ed and Janet ... both parents are retired U.S. Navy as her mother reached captain status and her father commander status ... third member of her family to attend the Naval Academy as her uncle Jim Schofield graduated in 1984 ahead of her dad in 1987 ... uncle Mike Schofield was the head water polo coach at Navy from 1982-2014 ... both parents were college athletes as her mother participated in track & field at Ohio State and her father was a Hall of Fame water polo player at Navy; older brother Logan was a two-time All-American in water polo at Bucknell (graduated in 2020), he current is playing professionally in Serbia ... open-water certified for SCUBA diving ... qualified for and competed at the 2013 National Spelling Bee ... National Merit Scholarship Commended Scholar.

Career Statistics

Season	GP-GS	Min	FG-A	FG%	3FG-A	3FG%	FT-A	FT%
2020-21	8-0	54	6-16	.375	5-11	.455	0-0	.000

Season	OR-DR	TR-RPG	A	TO	BK	ST	Pts	PPG
2020-21	0-0	0-0.0	0	4	0	1	17	2.1

Mimi SCHRADER

4

5-9 • Junior • Guard
Plymouth, Minn.
Wayzata



Schrader's Career Game Highs

Points: 11, at Colgate (1/11/20)
Rebounds: 4, at Saint Joseph's (12/30/19)
Assists: 4, Boston U. (1/22/20)
Minutes: 33, at George Mason (11/29/20)

Academic Honors

Patriot League Academic Honor Roll (2020, 2021)

2020-21 (Sophomore)

Suited up and started the first three games of the season before getting injured and missing the remainder of the campaign ... averaged 27.0 minutes per contest with a season-high 33 at George Mason (Nov. 29) ... made a three-pointer at Richmond (Dec. 2) ... totaled five points for a 1.7 scoring average ... assisted on a season-high three baskets at William & Mary (Dec. 13); averaged 2.0 helpers per game ... had a season-high two steals against George Mason.

2019-20 (Freshman)

Saw action in 28 of Navy's 30 games as a freshman guard with six starting assignments ... made first career start on the road at Saint Joseph's (Dec. 30) and played 22 minutes with five points ... averaged 2.7 points, 1.7 rebounds and 1.0 assists in 17.2 minutes of play ... scored six points and grabbed three rebounds in collegiate debut versus Stevenson (Nov. 5) ... netted a season-high 11 points at Colgate (Jan. 11) on 4-8 shooting from the field and a 3-6 showing from three-point range ... tallied a season-best four assists against Boston University (Jan. 22) and a season-best four rebounds at Bucknell (Feb. 12) ... scored nine points with three assists and two rebounds in her first career Army-Navy matchup (Jan. 25) ... competed in 481 minutes with 11 games of 20 or more minutes of action; season-high was 30 at American (March 4).

High School

Earned five varsity letters with the Wayzata High School basketball team starting in the eighth grade; played for head coach Mike Schumacher... led Wayzata to a 76-13 record her last three seasons, including a 26-3 mark as a senior and 28-3 record as a junior ... selected to the All-Lake Conference throughout her career ... named Minnesota Class AAAA All-State Honorable Mention in 2019 ... served as team captain during her the 2017-18 and 2018-19 seasons at Wayzata ... teammate Kallie Theisen ('23) plays basketball at South Dakota State University.

Personal

Daughter of Mike and Ann ... involved with Special Olympics Minnesota and the Unified Sports program, she started Club US (Unified Students) at Wayzata to promote inclusion and was the organization's president 2017-19 ... member of Wayzata's student council and National Honor Society.

Career Statistics


Season	GP-GS	Min	FG-A	FG%	3FG-A	3FG%	FT-A	FT%
2019-20	28-6	481	30-114	.263	9-52	.173	6-10	.600
2020-21	3-3	81	2-16	.125	1-5	.200	0-0	.000
Career	31-9	562	32-130	.246	10-57	.175	6-10	.600

Season	OR-DR	TR-RPG	A	TO	BK	ST	Pts	PPG
2019-20	16-31	47-1.7	28	42	3	14	75	2.7
2020-21	1-3	4-1.3	6	9	0	3	5	1.7
Career	17-34	51-1.6	34	51	3	17	80	2.6

Sydne WATTS

34

6-0 • Sophomore • Forward
Canton, Ga.
Cherokee



Watts' Career Game Highs

Points: 12, at George Mason (11/29/20)
 Rebounds: 6, at George Mason (11/29/20)
 Assists: N/A
 Minutes: 37, at George Mason (11/29/20)

2020-21 (Freshman)

Played in nine games as a freshman with four starts ... made first collegiate start in season opener at George Mason on Nov. 29, posted season-highs in that game with 12 points, six rebounds and 37 minutes ... tallied eight points against both Richmond (Dec. 2) and American (Jan. 17) ... grabbed five or more rebounds in four different contests ... averaged 4.7 points and 3.1 rebounds over 18.6 minutes per game.

High School

Lettered in both basketball (4 letters) and track & field (2 – high jump) at Cherokee High School ... played club basketball for Team Elite EYBL; her basketball coaches were Matt Cates at Cherokee and Chad Hubbard at EYBL ... earned All-Cherokee County and All-Region (4-7A) playing honors following each of her four seasons ... named a 2020 All-State Class 7A Honorable Mention after netting her 1,000th career point as a senior; also was selected as Cherokee's Female Athlete of the Year, an inductee into the Cherokee County Sports Hall of Fame and a finalist for the Vincent J. Dooley Scholarship in the state of Georgia ... as a program, Cherokee won the 4-7A region three straight seasons from 2018 through 2020 and reached the Georgia GHSA 7A State Final Four in back-to-back years in 2019 and 2020 ... in track, Watts helped Cherokee earn the county championship in 2019.

Personal

Daughter of Erik and Georgy ... both of her parents were collegiate athletes as her mother ran cross country and track at Louisville, while her father was a quarterback on Louisville's football team ... involved with in National Honor Society, the Environmental Action Club and the CFA Student-Athlete Leadership Team ... named Cherokee High School's Most Optimistic Female Student three straight years, 2018-2020.

Career Statistics

Season	GP-GS	Min	FG-A	FG%	3FG-A	3FG%	FT-A	FT%
2020-21	9-4	167	16-47	.340	0-7	.000	10-14	.714

Season	OR-DR	TR-RPG	A	TO	BK	ST	Pts	PPG
2020-21	9-19	28-3.1	0	14	4	1	42	4.7

2021-22 NAVY WOMEN'S BASKETBALL



Tim Taylor Head Coach • Second Season James Madison '89

Tim Taylor, a decorated assistant coach from the Atlantic Coast Conference, was announced on April 28, 2020 as the new head coach of the Navy women's basketball program by Naval Academy Director of Athletics Chet Gladchuk. He begins his second year on the bench for the Mids in 2021-22.

In his first year at the helm of the Midshipmen in 2020-21, Taylor guided the team through a 12-game season that was heavily impacted by the COVID-19 pandemic. Coming off a 2019-20 campaign in which the squad won just 23.3 percent of its games (7-23), Taylor turned the tides in Annapolis and saw Navy nearly double its win percentage to 41.7 percent (5-7) and earn victories in five of its last seven games. Under his tutelage, Jennifer Coleman and Sophie Gatzounas gave the program multiple All-Patriot League honorees for the first time since 2018 as Coleman was selected to the conference's second team, while Gatzounas played her way onto the third team. As a guard, Coleman averaged a double-double with 17.1 points and 11.3 rebounds per game.

Most recently an assistant on staff at the University of North Carolina during the 2019-20 campaign, Taylor has honed his craft with 12 seasons of great Division I success and experience, with the majority coming at the University of Virginia. After breaking into the collegiate coaching arena with a two-year stint on staff at Furman University which culminated with a 2000 Southern Conference Championship and a trip to the NCAA Tournament, Taylor began his work in the ACC at Virginia. From his initial postseason trip with Furman, Taylor played significant roles on Cavalier teams that competed in six more NCAA Tournaments, in addition to WNIT berths in 2011 and 2017.

"Support within the basketball community for Coach Taylor's candidacy to lead our women's program was as positive and enthusiastic as I can recall on behalf of any applicant for a position within the NAAA," said Gladchuk. "He has established an extraordinary reputation as a highly accomplished professional in every aspect of coaching and education. All steps in his career reflect motivational leadership, building trusted relationships, the highest levels of integrity, and a well-established road map to success. His influence on players, parents, alumni, friends, and his students has been all encompassing and speaks to a very respected and inspirational story. Tim is a perfect fit to lead our women and our program into the future. He will be a terrific addition to our highly accomplished coaching staff at Navy. We are thrilled to welcome our new Head Coach and his family to Annapolis."

"I am thankful and humbled to be presented this opportunity by Athletic Director Chet Gladchuk," remarked Taylor. "I am immensely excited to be a part of the Naval Academy and be entrusted with leading the women's basketball program. The Naval Academy is one of the most prestigious institutions in the country and a place that embodies honor and excellence. It will be a privilege to lead the young women in our program on and off the court and to lay a foundation for future success."

"I have been blessed to work for some tremendous people and mentors throughout my career. First and foremost, I want to thank God and my wife Tonya as well as my family for always being there to support me. I am grateful to Sherry Carter, Debbie Ryan, Joanne Boyle and Courtney Banghart for their support and guidance through the years as well as Craig Littlepage, Carla Williams, Bubba Cunningham and Tony Bennett for their mentorship. Each of these people have impacted my journey and beliefs in immeasurable ways."

Starting as an assistant coach at Furman for the 1998-99 and 1999-2000 seasons, Taylor served as recruiting coordinator for the Paladins and was honored for bringing in a pair of top-40 classes. He quickly turned that success into a spot on the bench prior to the 2000-01 season at Virginia with the legendary Debbie Ryan, a member of the Women's Basketball Hall of Fame. His Cavalier teams continued winning with three straight trips to the NCAA Tournament and four trips in five years. As an assistant at Virginia he was in charge of recruiting, scheduling, budgeting and player development.

After five years away from the collegiate game, Taylor returned to Virginia prior to the 2009-10 campaign, as an associate head coach for the Cavaliers. That season, Virginia won 21 games and earned a fifth seed in the Dayton Region of the NCAA Tournament. As an associate head coach, Taylor was recognized as one of the top assistants in the country by attending the prestigious Nike Villa 7 program. As a recruiting coordinator he signed multiple top-15 recruiting classes, including the ACC Player of the Year and Virginia's all-time leading scorer, Monica Wright.

Following a WNIT bid by Virginia in 2011, Taylor moved off the sidelines and into administration as the principal of William Wetsel Middle School in Madison, Virginia from 2012 to 2016. As principal, he oversaw the development of a school-wide remediation program that increased test scores across all subjects by at least 20 percent and over 60 percent in math over his four years.

Taylor came back to Charlottesville and re-joined head coach Joanne Boyle's staff prior to the 2016-17 season. In his two years with the Cavaliers, the program reached a pair of postseason events, the 2017 WNIT and the 2018 NCAA Tournament. Following Boyle's retirement from UVA, Taylor stayed in Virginia and continued working with the Team Loaded basketball program. In total, he had a role with AAU program from 2015 to 2019.

Taylor continued testing himself in the ACC as he joined Courtney Banghart's staff at the University of North Carolina. While with the Tar Heels, Taylor helped a trio of his athletes earn All-ACC accolades this past season as both Janelle Bailey and Taylor Koenen garnered All-ACC nods with Malu Tshitenge being named to the All-ACC Freshman Team. On the recruiting trail, UNC's freshmen class was ranked 11th in the nation.

In addition to coaching in the collegiate and AAU ranks, Taylor has found success at the high school level as he helped lead the Orange County High School men's team to a 40-12 record over the 2006 and 2007 seasons and the program's first-ever berth in the Virginia State Tournament. After a stint with Orange County he took over a Madison County team for the 2008 and 2009 seasons and went 43-11, including 28 straight wins at one juncture. His Madison County club reached the 2009 Virginia State Final Four. Taylor's first high school basketball head coaching position was from 1995 to 1998 when he led Woodbridge High School's girl's program to a 51-21 record and three straight district championships. Overall, his high school coaching record was 134-44.

Taylor is a 1989 graduate of James Madison University with a degree in political science. He later earned his master's degree in educational administration in 2012. He and his wife Tonya are the proud parents of three children, a daughter Jordan (22) and sons Dalton (20) and Jackson (17).



2021-22 NAVY WOMEN'S BASKETBALL

What They're Saying About Taylor ...

"Tim has served for a long tenure in the sport of women's basketball and has waited patiently for a chance to take over his own program. He cares most about building meaningful relationships while making an impact and leaving a legacy in those lives that he touches. He is enormously proud to be able to represent one of the more special institutions in our country."

- **Courtney Banghart, North Carolina Head Coach**

"Tim is a high energy, passionate and caring individual that absolutely loves the game of basketball. In my twenty-five years of coaching he stands out as one of the best teachers and mentors of the game. He will pour his heart and soul into his players, staff, and every aspect of the program and will represent the Naval Academy with the utmost valor, pride and integrity."

"Tim was an integral part of our success at Virginia my last two seasons. He brought an infectious and upbeat energy that was consistent every day. He will build a strong foundation for Navy Women's Basketball and create unity and trust amongst everyone involved. Tim will be a lifelong teacher/mentor for all of the young women who choose to be a part of such a wonderful program."

- **Joanne Boyle, Virginia Head Coach (2011-18)**

"The Naval Academy hit this one out of the park with the selection of Tim Taylor to lead their women's basketball program. Tim is an exceptional coach who excels as a tactician, fundamental teacher of the game and develops players well beyond what seems possible for each individual. Tim, more importantly, is an outstanding human being who will develop the women to be great teammates, servant leaders and people who will represent the mission of the Naval Academy on its highest level. Tim has a passion for people and he understands the culture of a successful team. He will mold his young women into a cohesive, united group who can overcome any obstacle through work hard and sacrifice to achieve the teams goals. The Academy could not have found a better person for the job and the women's basketball program will be very grateful for his selection."

- **Debbie Ryan, Virginia Head Coach (1977-2011),
Women's Basketball Hall of Fame Member**

"Tim has a great mind for the game and his ability to recruit and develop student-athletes will make him a terrific head coach," remarked Tony Bennett, the 2019 NCAA Division I Championship-winning head coach of the men's basketball team at Virginia. "I believe Tim will be an excellent ambassador for the Naval Academy because he is a man of character with high standards and values. He has helped build great women's basketball programs his entire career. If I had a daughter who played basketball, Tim Taylor would definitely be someone I'd want her to play for."

- **Tony Bennett, Virginia Men's Basketball Head Coach,
2019 NCAA Division I MBB Champions**

Taylor's Year-by-Year Coaching Summary

Season	School	Position	Over. Record	Highlights/Notes
1995-98	Woodbridge HS	Head Coach (Women)	51-21	3 District Champs 3 Regional Appear. Coached 5 players to DI scholarships
1998-99	Furman University	Assistant Coach (W)	13-14	Coached under Sherry Carter
1999-00	Furman University	Assistant Coach (W)	20-11	Paladins won Southern Conference Championship; played Tennessee in NCAA Tournament
2000-01	University of Virginia	Assistant Coach (W)	18-14	At-large bid into NCAA Tournament, played Michigan
2001-02	University of Virginia	Assistant Coach (W)	17-13	At-large bid into NCAA Tournament, played Iowa Finished third in the ACC
2002-03	University of Virginia	Assistant Coach (W)	17-14	At-large bid into NCAA Tournament, defeated Illinois 72-56 in first round, lost to Tennessee
2003-04	University of Virginia	Assistant Coach (W)	13-16	Win over #18 Arizona
2004-05	University of Virginia	Assistant Coach (W)	21-11	At-large bid into NCAA Tournament, defeated ODU 79-57 in first round, lost to Minnesota
2005-07	Orange County HS	Head Coach (Men)	40-12	2 District Champs 2 Regional Appear. Coached 6 players to DI scholarships
2007-09	Madison County HS	Head Coach (M)	43-11	2009 District Champs 2009 Virginia State Final Four 2 Regional Appearances
2009-10	University of Virginia	Associate Head Coach (W)	21-10	At-large bid into NCAA Tournament, played Wisconsin-Green Bay Win over #20 UNC
2010-11	University of Virginia	Associate Head Coach (W)	19-16	Wins over #11 Maryland and #21 TCU Three wins in 2011 WNIT
2013-15	United Christian Academy HS	Associate Head Coach (M)	44-13	2 District Champs 2014 Virginia State Elite Eight 2015 Virginia State Final Four
2016-17	University of Virginia	Assistant Coach (W)	20-13	Win over #4 Florida State and #19 Virginia Tech Win over St. Joseph's in WNIT
2017-18	University of Virginia	Assistant Coach (W)	19-15	At-large bid into NCAA Tournament, defeated California, 68-62, lost to South Carolina
2019-20	University of North Carolina	Assistant Coach (W)	16-14	Coached under Courtney Banghart; Janelle Bailey named All-ACC (1st) and Taylor Koenen (HM)
2020-21	Navy	Head Coach (W)	5-7	Jenn Coleman (2nd Tm All-PL); Sophie Gatzounas (3rd Tm All-PL)
Record		High School (M & W)	178-57	
		Collegiate (Assoc. & Asst.)	214-161	
		Collegiate (Head Coach)	5-7	

Personal & Coaching History

Hometown Charlottesville, Va.
Family Tonya (Wife); Jordan (Daughter); Dalton (Son); Jackson (Son)

Education B.S., James Madison '89 (Political Science)
M.S., James Madison '12 (Educational Administration)

1995-98 Woodbridge High School (WBB Head Coach)
1998-00 Furman (Asst. Coach)
2000-05 Virginia (Asst. Coach)
2005-07 Orange County High School (MBB Head Coach)
2007-09 Madison County High School (MBB Head Coach)
2009-11 Virginia (Assoc. Head Coach)
2013-15 United Christian Academy (MBB Assoc. Head Coach)
2016-18 Virginia (Asst. Coach)
2019-20 North Carolina (Asst. Coach)
2020-pres. Navy (Head Coach)

Central Virginia HS Coach of the Year | 2005, 2009
Weeks in the NCAAW USA Today Top-25 | 31 Weeks





Jimmy Colloton Associate Head Coach • Eighth Season Wittenberg '11, Indiana '13

Jimmy Colloton enters his eighth season as a member of the Navy coaching staff and second as the program's associate head coach in the fall of 2021.

Navy posted an overall record of 17-14 during his initial 2014-15 season in Annapolis. The Mids also tied for fourth place in the Patriot League standings with a record of 10-8 and advanced to the semifinal round of the league tournament that year.

After the Mids placed sixth in the Patriot League with a 9-9 record that was part of a 15-15 campaign in 2015-16, Navy posted a 24-10 overall record during the 2016-17 campaign. Included in that mark was a second-place finish in the Patriot League regular season with a record of 14-4, a berth in the title game of the league tournament and the school's first national post-season tournament victory when the Mids defeated George Washington in the first round of the WNIT.

Navy found itself near the top of the standings again in 2017-18, Colloton's fourth year on staff. As part of Navy's 25-8 record, the Mids went 13-5 in Patriot League play and placed third in the conference. As a result of Navy's regular season performance, the team qualified for and played in the 2018 WNIT event. Navy's 25 wins are the most in program history.

Over the past two seasons, Colloton has helped a quartet of Midshipmen student-athletes earn individual playing honors from the Patriot League as Jennifer Coleman was named to the All-Patriot League Third Team and All-Freshman Team in 2018-19 before Mary Kate Ulasewicz played her way onto the All-Patriot League Third Team in 2019-20. Ulasewicz' fellow senior Morgan Taylor also garnered a nod this past offseason as a member of the Patriot League All-Defensive Team one year after Bianca Roach earned the same accolade.

In his first season as an associate head coach under Tim Taylor, Colloton helped the Mids navigate a season unlike any other as various COVID-19 procedural hurdles saw Navy play a disjointed 12-game schedule. After a slow start, the Mids won five of their final seven games, all in Patriot League play. At the conclusion of the season, Jennifer Coleman and Sophie Gatzounas earned All-Patriot League honors as members of the second and third team, respectively.

Prior to Navy, Colloton spent three seasons as a member of the coaching staff at Indiana. After serving as a graduate assistant for the 2011-12 and 2012-13 seasons, he was tabbed as an interim assistant coach for the 2013-14 season. His three-year stint at the school was capped by the Hoosiers posting a 21-13 record this past season and advancing to the quarterfinal round of the 2014 WNIT.

Colloton served as a student assistant coach for the Wittenberg (Springfield, Ohio) men's basketball team while attending the school as an undergraduate. The Tigers, who have compiled the most wins on the NCAA Division III level, advanced to the second round of the 2011 NCAA Tournament when Colloton was a senior.

A native of Arlington Heights, Ill., Colloton graduated with honors from Wittenberg in 2011 with a degree in economics. He also obtained a master's degree in sport administration from Indiana. He currently resides in Annapolis with his wife Clare.



Kevin Leatherwood Assistant Coach • Second Season Carson-Newman '14

Leatherwood was named to the Navy women's basketball staff in June of 2020 as an assistant coach. He begins his second season with the Mids in the fall of 2021. A seven-year veteran of collegiate coaching, Leatherwood most recently served on staff at Georgia State University as the Director of Basketball Operations.

As a first year assistant coach with Navy in 2020-21, Leatherwood helped the Mids post a 5-7 record during a COVID-impacted campaign. Winners of five of the last seven games of the season, Navy's late success resulted in Jennifer Coleman and Sophie Gatzounas earning All-Patriot League honors. After averaging a double-double (17.1 ppg/11.3 rpg) Coleman was named to the Second Team, while Gatzounas was recognized on the Third Team for posting 13.4 points and 7.5 rebounds per game.

Leatherwood joined the coaching ranks at Hampden-Sydney College prior to the 2014-15 season as an assistant coach for the Tigers. During his four years in Farmville, Virginia, Leatherwood held numerous roles on staff both in-game and off the court. In-game, he was leaned on as the defensive coordinator for Hampden-Sydney, while off the court he was deeply involved in skill development, practice planning and recruiting. Additionally, he managed the Tigers' travel accommodations, apparel budgeting and summer camps, and assisted with scheduling and the team's social media accounts. Tiger players earned four Old Dominion Athletic Conference playing honors with Leatherwood's guidance: Mike Murray (2015 and 2016, ODAC Second Team), Jake Duncan (2017 ODAC Third Team) and Malik Crute (2018 ODAC Third Team).

He moved onto the ranks of the Sun Belt Conference and Georgia State University in June of 2018 as the Panthers' Director of Basketball Operations. While not directly involved with in-game coaching, Leatherwood immediately helped the Panthers in his first season as the team reached the postseason with a spot in the 2019 Women's Basketball Invitational. During that 2018-19 season, Georgia State won 17 games, the most for a women's basketball team since 2003-04. Behind the scenes, Leatherwood was entrusted with managing the Panthers' travel, long-range budgeting, breaking down game film and directing the program's summer camp. He also assisted the GSU staff with coordinating on-campus recruiting visits and directing the team's social media.

As an intercollegiate student-athlete, Leatherwood was a four-year letterwinner at Carson-Newman University in Jefferson City, Tennessee. An athletic guard and tenacious defender, Leatherwood ended his career with the Eagles having won 65 games between 2010-11 and 2013-14. As a senior, the Eagles reached the 2014 NCAA Division II Tournament for the program's first tournament appearance since 2001-02.

Leatherwood is a native of Charlottesville, Virginia and graduated from Carson-Newman University with a degree in business administration with an emphasis on marketing in 2014. Leatherwood and his wife Artiea are the proud parents of a daughter Amiyah (1) and a son Kai, who was born in November of 2021.



Marlena Tremba

**Assistant Coach • Second Season
William & Mary '17**

Tremba joined the staff at Navy in June of 2020 as an assistant coach. Beginning her second season with the Mids in 2021-22, Tremba, a four-year standout at William & Mary, came to Annapolis after a stint as an assistant coach and recruiting coordinator at Chatham University in Pittsburgh, Pennsylvania.

In her first season with the Mids in 2020-21, Tremba helped guide the team to a 5-7 record in a COVID-impacted campaign. After a slow start to the disjointed season, Navy won five Patriot League contests and finish the regular season ranked fourth in the conference. Defensively, the Mids finished third in points allowed and field goal percentage against. Individually, Jennifer Coleman (Second Team) and Sophie Gatzounas (Third Team) were honored on the All-Patriot League Team at the conclusion of the season.

Navy is the second stop in Tremba's young coaching career as she has spent the 2018-19 and 2019-20 seasons on the bench with the Cougars of Chatham University. Competing in the Presidents' Athletic Conference (PAC), the Cougars improved from 12 wins in 2018-19 to a program-best 15-11 in 2019-20. During this most recent campaign, Tremba mentored three All-PAC award winners, including Riley D'Angelo, who was the 2019-20 PAC Newcomer of the Year. Additionally, Emily Ondo was named to the All-PAC First Team, while Kaitlyn Fertig garnered an All-PAC Honorable Mention nod. Ondo and Fertig ranked as the PAC's first and third overall leading scorers. As a program in 2018-19, Chatham was the NCAA Division III leader in fewest turnovers per game (11.7) before coming back in 2019-20 as one of the best three-point shooting teams with 9.5 makes per game, an average that ranked tenth overall.

In addition to her coaching at Chatham, Tremba spent the summer of 2019 as an assistant coach with the Fairfax Stars 16U EYBL Team.

As an intercollegiate student-athlete Tremba had a stellar four-year run at William & Mary as she led the Tribe in scoring all four seasons in Williamsburg. All-time, she is the third highest scorer in program history with 1,595 points over a program record 4,023 minutes played. Additionally, she ranks second in three-pointers made (284), fifth in assists (339), seventh in free throws made (311) and tenth in steals (200). For her excellence on the court, Tremba earned postseason accolades after all four seasons starting with the Colonial Athletic Association (CAA) Rookie of the Year award in 2013-14. The next two seasons, the guard was selected to the All-CAA Third Team before reaching All-CAA Second Team status as a senior in 2016-17. The Virginia sports information directors organization (VaSID) recognized her on the VaSID All-State Second Team after her junior and senior campaigns. Additionally, Tremba was named to the 2015-16 and 2016-17 CAA All-Academic Teams and CAA All-Tournament Team following the 2017 event.

After her playing career and before joining the staff at Chatham, Tremba worked as a financial analyst at ADP in Norfolk, Virginia.

Tremba is a native of Vienna, Virginia and was a three-time state champion at Paul VI High School. She graduated from William & Mary with a degree in finance in 2017 before obtaining her MBA from Chatham University in May of 2020.



Lauren Hayden

**Ast. Coach / Dir. of Operations & Recruiting
First Season • Univ. of New England '16**

Lauren Hayden joined the staff as the Mids' Assistant Coach/Director of Operations and Recruiting in August of 2021. Hayden came to Navy with five years of collegiate basketball coaching experience with recent stops at the University of Lynchburg and George Fox University.

Located on the East Coast for her collegiate playing career at the University of New England and at her first coaching stop, the University of Lynchburg, Hayden made the move two years ago across the country to serve as an assistant coach at George Fox University. While coaching in Newberg, Ore., Hayden and the Bruins compiled a two-year mark of 28-8, including a 23-6 record in 2019-20. In her initial season, Hayden helped George Fox earn a pair of NCAA DIII Tournament wins and an appearance in the Sweet Sixteen before the COVID-19 pandemic cancelled the remainder of that event.

Prior to coaching at George Fox, Hayden spent three years on staff at the University of Lynchburg, two as a graduate assistant and her third as an assistant coach. During her time at Lynchburg, the Hornets went 56-26 with an appearance in the 2017 NCAA Tournament. During that season, Lynchburg posted a 23-7 record and reached the ODAC Championship Final before knocking off Catholic University in the First Round of the NCAA Tournament. That victory was the first tournament victory in the Hornets' program history. In recognition of this success, Hayden and head coach Abby Pyzik Smith and assistant coach Ann Dorris were selected as the 2016-17 ODAC Coaching Staff of the Year.

In 2018, Hayden was named to the Women's Basketball Coaches' Association (WBCA) 30-Under-30 as one of the most promising young coaches in the field. She was one of just five Division III coaches to earn this recognition in 2018.

As a student-athlete, Hayden thrived at the University of New England (UNE) and was a three-time Commonwealth Coast Conference (CCC) Defensive Player of the Year from 2013-14 through 2015-2016. She holds program records for most career steals (404), most single-season steals (128), and most steals in a game (10). Hayden served as team captain her junior and senior seasons and was nominated as UNE's NCAA Woman of the Year in 2016. As a team, UNE won the CCC Tournament all four years Hayden was a member of the team and made four straight appearances in the NCAA DIII Tournament where the Nor'Easters collected three combined victories.

Talented in the classroom, as well, Hayden garnered 2015-16 CCC Senior Scholar-Athlete of the Year and 2015-16 CoSIDA Academic All-District honors. As a program, UNE was ranked ninth in the nation for overall team GPA for NCAA DIII Women's Basketball in 2014-15.

Originally from Chantilly, Va., Hayden has a B.A. in Psychology from the University of New England. Additionally, she earned a Master's in Educational Leadership from the University of Lynchburg in 2018 and a Master's in Sports and Exercise Psychology from Lock Haven University in 2020.

Outside of coaching, Hayden has been involved in multiple charitable causes with outreach trips to Uganda and Rwanda in 2019, organizing events for the Special Olympics in both Maine and Virginia and volunteering as a physical education teacher in South Africa in 2015.



Kelsey Wolfe **Strength & Conditioning Coach** **and Director of Player Development** **Second Season • Virginia '14**

Wolfe joined the Navy Women's Basketball staff in June of 2020 as the program's Strength and Conditioning Coach and Director of Player Development. A four-year letterwinner and team captain at the University of Virginia, Wolfe most recently served on staff at Old Dominion University.

An assistant director of sport performance at Old Dominion University for the past two years, Wolfe created and designed individualized training packages for the Monarchs' women's basketball, volleyball, swimming & diving and rowing programs. Specifics of her sport performance work, included working with student-athletes and staff in the area of nutrition and implementing prehab protocols prior to training sessions. Wolfe was also responsible for managing and overseeing strength and conditioning interns throughout her time in Norfolk.

In the three years prior to working at Old Dominion, Wolfe gained experience as a strength and conditioning graduate assistant at the University of Virginia, a performance coach at ADAPT Youth Sports Performance in Charlottesville, Virginia and as an strength and conditioning intern at the University of Maryland. At Virginia and Maryland, she worked specifically with creating training programs and assisting in their implementation for the Cavaliers' men's and women's basketball and the Terrapins' women's basketball teams.

Prior to joining the realm of sport performance and strength and conditioning, Wolfe was a four-year student-athlete at the University of Virginia. Competing in 113 games during time as a guard with the Cavaliers, Wolfe capped her career by being named the team captain as a senior, as well as earning the Christine J. Toretta Women's Basketball Scholarship for the 2013-14 season. As the team captain, Wolfe was the only Cavalier to start every game that season, while leading the ACC in free throw percentage (89.5%). Additionally, she led Virginia with 88 assists as a senior. For her career, Wolfe scored 758 points with 190 assists and 110 steals. She played for Taylor at UVA as a freshman during the 2010-11 season.

Wolfe is a native of Germantown, Maryland and was a four-time Team MVP at Seneca Valley High School. She was the Washington Post's 2010 All-Metro Player of the Year and led her squad to the Maryland 3A State Championship. She's Seneca Valley's all-time leading scorer with 1,809 points. Wolfe graduated from the University of Virginia in 2014 with a degree in Kinesiology before later attaining her Master's in Exercise Physiology from Virginia in 2018.

Women's Basketball Support Staff



Carol Alton
Administrative Assistant



Hannah Jausen
Athletic Trainer



Loretta Lamar
Sport Administrator



Alex Lumb
Sports Information



Shari Mangas
Equipment



Eric Beatty
Marketing

2021-22 NAVY WOMEN'S BASKETBALL

2020-21 Season Records

	All Games	Home	Road	Neutral
Overall	5-7	3-1	2-6	0-0
Non-Conference Regular Season	0-4	0-0	0-4	0-0
Patriot League Regular Season	5-3	3-1	2-2	0-0
Patriot League Tournament	0-0	0-0	0-0	0-0

2020-21 Game-by-Game Results

Date	Opponent	Result	All	PL	High Points	High Rebounds	High Assists	High Blocks	High Steals
N29	at George Mason	L, 72-68	0-1	---	Gatzounas 26	Hertelendy 9	Llewellyn 2	Hertelendy 4	Green 3
D2	at Richmond	L, 65-49	0-2	---	Gatzounas 20	Gatzounas 9	Green 4	Gatzounas 1	Green 4
D13	at William & Mary	L, 60-51	0-3	---	Gatzounas 16	Andrews 10	Gatzounas 5	Gatzounas 3	Green 3
D18	at Morgan State	L, 67-63	0-4	---	Coleman 25	Coleman 10	Coleman 7	Gatzounas 1	Donza 3
J16	* American	L, 61-52	0-5	0-1	Coleman 16	Coleman 12	Coleman 3	N/A	Coleman 2
J17	* American	W, 70-67	1-5	1-1	Green 25	Gatzounas 8	Coleman 7	Hertelendy 1	Coleman/Gatzounas 3
J23	* at Army	W, 63-49	2-5	2-1	Coleman 21	Coleman 14	Three Players 3	Watts 2	Coleman 4
J24	* at Army	L, 63-58	2-6	2-2	Gatzounas 17	Coleman/Gatzounas 10	Gatzounas 3	Green/Hertelendy 1	Hertelendy 3
F13	* at Loyola	W, 69-60	3-6	3-2	Green 26	Coleman 15	Green/Hertelendy 4	Hertelendy 2	Green 4
F14	* Loyola	W, 50-46	4-6	4-2	Coleman 15	Coleman 14	Coleman 5	Gatzounas 2	Green 3
F17	* Lafayette	W, 55-53	5-6	5-2	Coleman 13	Three Players 8	Green 7	Coleman/Gatzounas 2	Green 5
F24	* at American	L, 65-59	5-7	5-3	Gatzounas 14	Coleman 13	Coleman 5	Coleman/Gatzounas 2	Coleman/Gatzounas 3

* — Patriot League Regular Season ... Home games listed in bold

Navy's 2020-21 W-L Record When ...

	Non-P.L.	P.L.	All
Lead at End Q1	0-1	1-1	1-2
Tied at End Q1	0-1	0-1	0-2
Trail at End Q1	0-2	4-1	4-3
Lead at halftime	0-1	4-1	4-2
Tied at halftime	-	-	-
Trail at halftime	0-3	1-2	1-5
Lead at End Q3	0-1	4-0	4-1
Tied at End Q3	-	-	-
Trail at End Q3	0-3	1-3	1-6
Lead with 5:00 left	-	4-0	4-0
Tied with 5:00 left	-	-	-
Trail with 5:00 left	0-4	1-3	1-7
Higher FG pct.	0-2	4-0	4-2
Same FG pct.	-	0-1	0-1
Lower FG pct.	0-2	1-2	1-4
Higher 3-pt. FG pct.	0-1	2-1	2-2
Same 3-pt. FG pct.	0-1	0-0	0-1
Lower 3-pt. FG pct.	0-2	3-2	3-4

	Non-P.L.	P.L.	All
Higher FT pct.	0-3	1-0	1-3
Same FT pct.	-	-	-
Lower FT pct.	0-1	4-3	4-4
More rebounds	0-3	3-2	3-5
Same rebounds	-	-	-
Fewer rebounds	0-1	2-1	2-2
More fouls	0-1	4-3	4-4
Same fouls	0-1	-	0-1
Fewer fouls	0-2	1-0	1-2
More assists	0-1	3-0	3-1
Same assists	-	1-0	1-0
Fewer assists	0-3	1-3	1-6
Committed more TOs	0-4	4-1	4-5
Same turnovers	-	0-2	0-2
Committed fewer TOs	-	1-0	1-0

	Non-P.L.	P.L.	All
More blocked shots	0-2	2-0	2-2
Same blocked shots	-	1-1	1-1
Fewer blocked shots	0-2	2-2	2-4
More steals	0-1	3-2	3-3
Same steals	-	1-0	1-0
Fewer steals	0-3	1-1	1-4
More bench points	0-1	0-1	0-2
Same bench points	-	-	-
Fewer bench points	0-3	5-2	5-5
Score 49 or less pts.	0-1	-	0-1
Score 50-59 pts.	0-1	2-3	2-4
Score 60-69 pts.	0-2	2-0	2-2
Score 70-79 pts.	-	1-0	1-0
Score 80 or more pts.	-	-	-
Allow 49 or less pts.	-	2-0	2-0
Allow 50-59 pts.	-	1-0	1-0
Allow 60-69 pts.	0-3	2-3	2-6
Allow 70-79 pts.	0-1	-	0-1
Allow 80 or more pts.	-	-	-

2021-22 NAVY WOMEN'S BASKETBALL

2020-21 Team Statistics

Overall — 5-7 (H: 3-1 ... R: 2-6 ... N: 0-0)

#	Player	gp-gs	min	avg	Total		3-Point		F-Throw		Rebounds				pf	dq	a	to	blk	stl	pts	avg		
					fg-fga	fg%	3fg-fga	3fg%	ft-fa	ft%	off	def	tot	avg										
02	Coleman, Jennifer	9-9	332	36.9	62-145	.428	6-22	.273	24-38	.632	19	83	102	11.3	25	0	38	43	5	21	154	17.1		
13	Gatzounas, Sophie	11-11	400	36.4	54-117	.462	8-24	.333	31-40	.775	32	50	82	7.5	31	1	23	40	11	16	147	13.4		
01	Green, Kolbi	11-11	401	36.5	48-130	.369	12-47	.255	39-51	.765	17	25	42	3.8	29	0	30	33	2	29	147	13.4		
24	Llewellyn, Lindsay	10-7	285	28.5	29-83	.349	11-43	.256	8-9	.889	2	24	26	2.6	18	0	7	17	0	7	77	7.7		
34	Watts, Sydne	9-4	167	18.6	16-47	.340	0-7	.000	10-14	.714	9	19	28	3.1	19	0	0	14	4	1	42	4.7		
42	Hertelendy, Ciera	12-10	313	26.1	18-51	.353	0-1	.000	8-12	.667	25	49	74	6.2	34	1	19	18	12	7	44	3.7		
22	Donza, Kristina	12-2	174	14.5	14-36	.389	7-24	.292	5-6	.833	5	13	18	1.5	16	0	6	11	0	5	40	3.3		
14	Andrews, Morganne	12-3	192	16.0	14-42	.333	0-1	.000	4-8	.500	11	40	51	4.3	21	0	6	15	4	3	32	2.7		
11	Schofield, Sam	8-0	54	6.8	6-16	.375	5-11	.455	0-0	.000	0	0	0	0.0	3	0	0	4	0	1	17	2.1		
04	Schrader, Mimi	3-3	81	27.0	2-16	.125	1-5	.200	0-0	.000	1	3	4	1.3	6	0	6	9	0	3	5	1.7		
03	Yim-Harvin, MiKenzie	4-0	1	0.3	1-1	1.000	0-0	.000	0-0	.000	0	0	0	0.0	1	0	0	0	0	0	2	0.5		
Team											28	22	50											
Total.....		12	2400		264-684	.386	50-185	.270	129-178	.725	149	328	477	39.8	203	2	135	216	38	93	707	58.9		
Opponents.....		12	2400		259-698	.371	78-253	.308	132-181	.729	136	300	436	36.3	183	3	165	182	49	86	728	60.7		

Score by Periods	1	2	3	4	OT	Tot
Navy	161	151	189	206	--	707
Opponents	174	152	185	217	--	728

Attendance Summary	H	A	N
Total	-	353	-
Average / Games	- / 4	44 / 8	- / -

Non-League Regular Season — 0-4 (H: 0-0 ... R: 0-4 ... N: 0-0)

#	Player	gp-gs	min	avg	Total		3-Point		F-Throw		Rebounds				pf	dq	a	to	blk	stl	pts	avg		
					fg-fga	fg%	3fg-fga	3fg%	ft-fa	ft%	off	def	tot	avg										
02	Coleman, Jennifer	1-1	40	40.0	11-24	.458	1-3	.333	2-2	1.000	3	7	10	10.0	3	0	7	12	0	1	25	25.0		
13	Gatzounas, Sophie	4-4	157	39.2	26-50	.520	5-9	.556	17-22	.773	9	22	31	7.8	12	0	9	19	5	6	74	18.5		
01	Green, Kolbi	3-3	99	33.0	8-28	.286	1-10	.100	16-19	.842	3	10	13	4.3	8	0	6	13	0	10	33	11.0		
24	Llewellyn, Lindsay	2-0	44	22.0	5-12	.417	3-5	.600	7-8	.875	1	1	2	1.0	0	0	2	3	0	0	20	10.0		
34	Watts, Sydne	4-3	96	24.0	9-25	.360	0-1	.000	8-11	.727	4	13	17	4.3	8	0	0	10	2	1	26	6.5		
22	Donza, Kristina	4-1	80	20.0	9-16	.563	3-8	.375	0-0	.000	4	6	10	2.5	4	0	4	6	0	3	21	5.3		
14	Andrews, Morganne	4-3	92	23.0	6-20	.300	0-0	.000	2-4	.500	6	20	26	6.5	10	0	3	7	2	2	14	3.5		
42	Hertelendy, Ciera	4-2	107	26.8	5-17	.294	0-0	.000	1-3	.333	7	18	25	6.3	13	0	6	6	5	3	11	2.8		
03	Yim-Harvin, MiKenzie	1-0	1	1.0	1-1	1.000	0-0	.000	0-0	.000	0	0	0	0.0	1	0	0	0	0	0	2	2.0		
04	Schrader, Mimi	3-3	81	27.0	2-16	.125	1-5	.200	0-0	.000	1	3	4	1.3	6	0	6	9	0	3	5	1.7		
11	Schofield, Sam	2-0	3	1.5	0-0	.000	0-0	.000	0-0	.000	0	0	0	0.0	0	0	0	1	0	0	0	0.0		
Team											11	10	21											
Total.....		4	800		82-209	.392	14-41	.341	53-69	.768	49	110	159	39.8	65	0	43	93	14	29	231	57.8		
Opponents.....		4	800		90-245	.367	35-106	.330	49-68	.721	54	90	144	36.0	68	0	63	59	17	33	264	66.0		

Score by Periods	1	2	3	4	OT	Tot
Navy	60	46	59	66	--	231
Opponents	64	63	63	74	--	264

Attendance Summary	H	A	N
Total	-	151	-
Average / Games	0 / 0	38 / 4	- / -

2021-22 NAVY WOMEN'S BASKETBALL

Patriot League Regular Season — 5-3 (H: 3-1 ... R: 2-2 ... N: 0-0)

#	Player	gp-gs	min	Total		3-Point		F-Throw		Rebounds					a	to	blk	stl	pts	avg					
				fg-fga	fg%	3fg-fga	3fg%	ft-fa	ft%	off	def	tot	avg	pf							dq				
02	Coleman, Jennifer	8-8	292	36.5	51-121	.421	5-19	.263	22-36	.611	16	76	92	11.5	22	0	31	31	5	20	129	16.1			
01	Green, Kolbi	8-8	302	37.8	40-102	.392	11-37	.297	23-32	.719	14	15	29	3.6	21	0	24	20	2	19	114	14.3			
13	Gatzounas, Sophie	7-7	243	34.7	28-67	.418	3-15	.200	14-18	.778	23	28	51	7.3	19	1	14	21	6	10	73	10.4			
24	Llewellyn, Lindsay	8-7	241	30.1	24-71	.338	8-38	.211	1-1	1.000	1	23	24	3.0	18	0	5	14	0	7	57	7.1			
42	Hertelendy, Ciera	8-8	206	25.8	13-34	.382	0-1	.000	7-9	.778	18	31	49	6.1	21	1	13	12	7	4	33	4.1			
34	Watts, Sydne	5-1	71	14.2	7-22	.318	0-6	.000	2-3	.667	5	6	11	2.2	11	0	0	4	2	0	16	3.2			
11	Schofield, Sam	6-0	51	8.5	6-16	.375	5-11	.455	0-0	.000	0	0	0	0.0	3	0	0	3	0	1	17	2.8			
22	Donza, Kristina	8-1	94	11.8	5-20	.250	4-16	.250	5-6	.833	1	7	8	1.0	12	0	2	5	0	2	19	2.4			
14	Andrews, Morganne	8-0	100	12.5	8-22	.364	0-1	.000	2-4	.500	5	20	25	3.1	11	0	3	8	2	1	18	2.3			
03	Yim-Harvin, MiKenzie	3-0	0	0.0	0-0	.000	0-0	.000	0-0	.000	0	0	0	0.0	0	0	0	0	0	0	0	0.0			
Team											17	12	29												5
Total.....		8	1600		182-475	.383	36-144	.250	76-109	.697	100	218	318	39.8	138	2	92	123	24	64	476	59.5			
Opponents.....		8	1600		169-453	.373	43-147	.293	83-113	.735	82	210	292	36.5	115	3	102	123	32	53	464	58.0			

Score by Periods	1	2	3	4	OT	Tot
Navy	101	105	130	140	--	476
Opponents	110	89	122	143	--	464

Attendance Summary	H	A	N
Total	0	4	-
Average / Games	0 / 4	50 / 4	- / -

Post-Season — 0-0 (H: 0-0 ... R: 0-0 ... N: 0-0)

2021-22 NAVY WOMEN'S BASKETBALL

2020-21 Box Scores

Navy vs George Mason 11/29/20 2:00 PM at EagleBank Arena, Fairfax, Va.

Navy 68 • 0-1

##	Player	Total			3-Ptr			Rebounds			PF	TP	A	TO	Blk	Stl	Min
		FG	FGA	FT	FTA	FG	FGA	FT	FTA	Off							
14	Andrews, Morganne	f	1-4	0-0	1-2	1	6	7	4	3	0	1	1	0	0	24	
01	Green, Kolbi	g	3-10	1-5	6-7	2	3	5	4	13	1	3	0	3	30		
04	Schrader, Mimi	g	0-6	0-2	0-0	0	2	2	4	0	1	5	0	2	33		
13	Gatzounas, Sophie	g	8-17	1-3	9-9	4	3	7	4	26	1	2	0	2	39		
34	Watts, Sydne	g	5-12	0-1	2-3	1	5	6	2	12	0	2	1	1	37		
22	Donza, Kristina	g	0-0	0-0	0-0	0	0	0	0	0	0	0	0	0	0+		
24	Llewellyn, Lindsay	g	3-5	1-2	5-6	0	0	0	0	12	2	1	0	0	18		
42	Hertelendy, Ciera	g	1-2	0-0	0-0	1	8	9	3	2	1	0	4	0	19		
Team						4	2	6				3					
Totals			21-56	3-13	23-27	13	29	42	21	68	6	17	6	8	200		

1st- FG %: 6-14 42.9% 2nd: 2-12 16.7% 3rd: 6-13 46.2% 4th: 7-17 41.2% Game: 21-56 37.5% Deadball Rebounds 1
3FG %: 2-5 40.0% 0-3 0.0% 1-2 50.0% 0-3 0.0% 3-13 23.1%
FT %: 0-0 0.0% 6-9 66.7% 9-9 100.0% 8-9 88.9% 23-27 85.2%

George Mason 72 • 1-1

##	Player	Total			3-Ptr			Rebounds			PF	TP	A	TO	Blk	Stl	Min
		FG	FGA	FT	FTA	FG	FGA	FT	FTA	Off							
02	Tamia Lawhorne	f	0-5	0-2	0-0	1	0	1	1	0	0	3	0	2	11		
22	Dajiah Jefferson	f	3-14	1-3	5-7	6	5	11	3	12	2	3	0	0	32		
01	Jazmyin Doster	c	10-20	0-0	2-5	3	5	8	3	22	0	1	4	0	30		
00	Taylor Jameson	g	3-7	1-4	4-4	3	2	5	3	11	5	0	1	2	34		
12	Marika Korpinen	g	2-10	2-6	4-5	3	3	6	4	10	5	1	0	2	35		
03	Jordan Waketield	g	3-8	2-4	2-2	3	4	7	1	10	2	1	0	1	27		
04	Livija Kaktaite	g	0-1	0-1	0-0	0	0	0	1	0	0	0	0	0	2		
15	Devin Wilson	g	3-9	0-1	1-1	6	0	6	2	7	1	1	0	0	19		
21	Vita Stam	g	0-0	0-0	0-0	0	0	0	0	0	0	1	0	0	1		
24	Rachel Balzer	g	0-5	0-5	0-0	0	0	0	1	0	1	0	0	0	9		
Team						6	6	12				1					
Totals			24-79	6-26	18-24	31	25	56	19	72	16	12	5	7	200		

1st- FG %: 4-21 19.0% 2nd: 8-21 38.1% 3rd: 4-16 25.0% 4th: 8-21 38.1% Game: 24-79 30.4% Deadball Rebounds 1
3FG %: 2-8 25.0% 1-7 14.3% 1-5 20.0% 2-6 33.3% 6-26 23.1%
FT %: 0-0 0.0% 2-4 50.0% 3-5 60.0% 13-15 86.7% 18-24 75.0%

Officials: Carmen Portorreal, Cara Seggie, Timothy Greene
Technical fouls: Navy-None. George Mason-None.
Attendance: 151

Score by periods	1st	2nd	3rd	4th	Total	Points	In	Off	2nd	Fast	Bench
Navy	14	10	22	22	68	NAVY	24	9	11	8	14
George Mason	10	19	12	31	72	GMU	34	14	16	6	17

Last FG - NAVY 4th-00:33, GMU 4th-00:48.
Largest lead - NAVY by 10 4th-08:22, GMU by 9 3rd-06:30.
NAVY led for 12:55. GMU led for 24:47. Game was tied for 02:18.
Score tied - 3 times.
Lead changed - 8 times.

Navy vs Richmond 12/02/20 5:00 pm at Robins Center, Richmond, Va.

Navy 49 • 0-2

##	Player	Total			3-Ptr			Rebounds			PF	TP	A	TO	Blk	Stl	Min
		FG	FGA	FT	FTA	FG	FGA	FT	FTA	Off							
14	Andrews, Morganne	f	1-5	0-0	1-2	1	5	6	1	3	1	3	1	0	1	26	
01	Green, Kolbi	g	3-11	0-4	3-4	1	4	5	2	9	4	6	0	4	36		
04	Schrader, Mimi	g	1-6	1-3	0-0	0	1	1	2	3	2	3	0	1	24		
13	Gatzounas, Sophie	g	7-11	2-2	4-8	2	7	9	3	20	2	11	1	2	39		
34	Watts, Sydne	g	2-6	0-0	4-6	1	4	5	3	8	0	4	0	0	29		
11	Schofield, Sam	g	0-0	0-0	0-0	0	0	0	0	0	0	0	0	0	2		
22	Donza, Kristina	g	2-3	0-1	0-0	1	2	3	1	4	1	2	0	0	22		
42	Hertelendy, Ciera	g	1-5	0-0	0-0	1	2	3	2	1	1	0	1	22			
Team						2	1	3				1					
Totals			17-47	3-10	12-20	9	26	35	15	49	11	30	1	9	200		

1st- FG %: 5-14 35.7% 2nd: 2-8 25.0% 3rd: 5-12 41.7% 4th: 5-13 38.5% Game: 17-47 36.2% Deadball Rebounds 3
3FG %: 1-4 25.0% 1-3 33.3% 1-2 50.0% 0-1 0.0% 3-10 30.0%
FT %: 6-8 75.0% 4-8 50.0% 1-2 50.0% 1-2 50.0% 12-20 60.0%

Richmond 65 • 1-1

##	Player	Total			3-Ptr			Rebounds			PF	TP	A	TO	Blk	Stl	Min
		FG	FGA	FT	FTA	FG	FGA	FT	FTA	Off							
31	Elaina Chapman	f	1-5	0-0	2-2	3	11	14	4	4	1	4	2	2	29		
12	Claire Holt	g	5-11	3-9	1-1	1	0	1	1	14	3	1	0	0	24		
13	Alex Parson	g	1-1	1-1	0-0	0	1	1	1	3	2	0	0	0	16		
24	Kate Klimkiewicz	g	3-8	1-5	3-6	1	4	5	4	10	3	2	0	3	25		
32	Siobhan Ryan	g	5-14	3-11	0-0	1	0	1	2	13	0	4	0	0	29		
01	Grace Townsend	g	3-3	1-1	2-2	0	1	1	3	9	2	3	0	1	19		
02	Aniyah Carpenter	g	1-5	0-3	0-0	0	0	0	0	2	1	1	0	1	12		
20	Addie Budnik	g	4-8	1-2	1-1	0	6	6	1	10	3	1	4	1	31		
21	Kylee Lewandowski	g	0-1	0-1	0-0	0	0	0	0	0	0	2	0	2	4		
22	Molly Mraz	g	0-0	0-0	0-0	0	0	0	0	0	0	0	0	0	2		
33	Maya Ettle	g	0-0	0-0	0-0	0	0	0	0	0	0	0	0	0	4		
41	Angel Burgos	g	0-0	0-0	0-0	0	1	1	1	0	1	0	0	0	5		
Team						1	2	3				3					
Totals			23-56	10-33	9-12	7	26	33	19	65	16	21	6	10	200		

1st- FG %: 8-17 47.1% 2nd: 5-11 45.5% 3rd: 5-16 31.3% 4th: 5-12 41.7% Game: 23-56 41.1% Deadball Rebounds 3
3FG %: 6-11 54.5% 0-4 0.0% 2-11 18.2% 2-2 100.0% 10-33 30.3%
FT %: 0-0 0.0% 3-5 60.0% 4-5 80.0%

Officials: Krystle Apellaniz, Mark McClenney, Joe Vaszly
Technical fouls: Navy-None. Richmond-None.
Attendance:

Score by periods	1st	2nd	3rd	4th	Total	Points	In	Off	2nd	Fast	Bench
Navy	17	9	12	11	49	NAVY	26	18	8	6	6
Richmond	22	13	14	16	65	UR	24	25	10	10	21

Last FG - NAVY 4th-00:04, UR 4th-03:49.
Largest lead - NAVY by 2 1st-09:52, UR by 20 4th-03:18.
NAVY led for 00:12. UR led for 39:40. Game was tied for 00:08.
Score tied - 0 times.
Lead changed - 1 time.

Navy vs William & Mary 12/13/20 3:00 pm at Kaplan Arena, Williamsburg, Va.

Navy 51 • 0-3

##	Player	Total			3-Ptr			Rebounds			PF	TP	A	TO	Blk	Stl	Min
		FG	FGA	FT	FTA	FG	FGA	FT	FTA	Off							
42	Hertelendy, Ciera	f	2-8	0-0	1-3	3	3	6	4	5	1	4	1	1	30		
01	Green, Kolbi	g	2-7	0-1	7-8	0	3	3	2	11	1	4	0	3	33		
04	Schrader, Mimi	g	1-4	0-0	0-0	1	0	1	0	2	3	1	0	0	24		
13	Gatzounas, Sophie	g	6-11	2-3	2-2	1	7	8	2	16	5	3	1	1	40-		
34	Watts, Sydne	g	2-6	0-0	2-2	2	3	5	1	6	0	3	1	0	23		
03	Yim-Harvin, MiKenzie	g	1-1	0-0	0-0	0	0	0	1	2	0	0	0	0	1		
11	Schofield, Sam	g	0-0	0-0	0-0	0	0	0	0	0	0	0	0	0	1		
14	Andrews, Morganne	g	1-6	0-0	0-0	3	7	10	1	2	1	2	1	1	26		
22	Donza, Kristina	g	3-6	1-4	0-0	1	3	4	2	7	0	1	0	0	23		
Team						2	1	3				3					
Totals			18-49	3-8	12-15	13	27	40	13	51	11	21	6	6	200		

1st- FG %: 4-8 50.0% 2nd: 3-9 33.3% 3rd: 3-15 20.0% 4th: 8-17 47.1% Game: 18-49 36.7% Deadball Rebounds 0
3FG %: 1-1 100.0% 0-0 0.0% 0-2 0.0% 2-5 40.0% 3-8 37.5%
FT %: 1-2 50.0% 2-2 100.0% 9-11 81.8% 0-0 0.0% 12-15 80.0%

William & Mary 60 • 1-2

##	Player	Total			3-Ptr			Rebounds			PF	TP	A	TO	Blk	Stl	Min
		FG	FGA	FT	FTA	FG	FGA	FT	FTA	Off							
20	Bre Bellamy	f	2-8	2-4	0-0	0	2	2	4	6	4	3	1	2	25		
21	Bailey Eichner	f	2-4	0-0	0-2	0	8	8	3	4	2	0	0	1	28		
25	Gabby Rogers	c	3-6	0-0	3-4	2	7	9	2	9	0	0	1	0	29		
01	Sydne Wagner	g	8-10	5-7	2-2	1	1	2	23	3	3	0	0	40			
11	Nyla Pollard	g	2-10	2-7	2-2	0	1	1	1	8	5	2	1	2	37		
05	Chaniqwa Gilliam	g	0-5	0-4													

2021-22 NAVY WOMEN'S BASKETBALL

2020-21 Box Scores

American vs Navy

01/16/21 3:00 p.m. at Alumni Hall, Annapolis, Md.

American 61 • 1-2, 1-2 PL

#	Player	Total			3-Ptr			Rebounds			PF	TP	A	TO	Blk	Stl	Min
		FG	FGA	FT	FTA	Off	Def	Tot									
14	Brown, Taylor	4	8	0	4	2	2	3	7	10	2	10	1	4	0	1	33
23	Stack, Lauren	1	4	0	1	2	3	1	2	3	1	4	0	1	1	2	28
04	Fisher, Emily	0	5	0	0	4	4	3	2	4	4	1	0	0	0	23	
10	Edwards, Jade	6	14	1	4	3	5	8	1	16	2	3	0	0	1	34	
12	Sanders, Indeya	2	6	0	1	5	5	2	9	1	1	0	1	0	1	31	
02	Bales, Ivy	2	7	0	2	0	0	1	3	4	1	4	2	1	0	23	
13	Henning, Kayla	2	5	0	1	0	2	0	3	3	2	4	0	1	0	11	
15	Vres, Karla	5	6	1	2	1	2	3	2	5	0	12	1	1	0	14	
44	Johns, Emily	0	1	0	1	0	0	0	0	0	0	0	0	0	0	3	
Team		22-56		2-16		15-23		12		30		42		12		61	
Totals		22-56		2-16		15-23		12		30		42		12		61	

Navy 52 • 0-5, 0-1 PL

#	Player	Total			3-Ptr			Rebounds			PF	TP	A	TO	Blk	Stl	Min
		FG	FGA	FT	FTA	Off	Def	Tot									
34	Watts, Sydne	1	6	0	1	0	0	3	2	5	3	2	0	2	0	0	19
42	Hertelendy, Ciera	2	4	0	0	0	1	3	4	4	4	2	3	0	0	21	
01	Green, Kolbi	4	12	0	3	2	3	0	1	1	4	10	2	3	0	1	39
02	Coleman, Jennifer	7	16	0	3	2	8	2	10	12	4	16	3	4	0	2	32
22	Donza, Kristina	1	3	1	2	0	0	1	2	2	3	0	1	0	1	13	
03	Yim-Harvin, Mikenzie	0	0	0	0	0	0	0	0	0	0	0	0	0	0	0	
11	Schofield, Sam	2	5	1	2	0	0	0	0	0	2	5	0	0	0	19	
14	Andrews, Morganne	1	4	0	0	0	0	0	3	3	0	2	1	0	0	27	
24	Llewellyn, Lindsay	4	6	2	3	0	0	1	1	3	10	2	1	0	1	30	
Team		22-56		4-14		4-11		8		25		33		22		52	
Totals		22-56		4-14		4-11		8		25		33		22		52	

Officials: Skelly Wingard, Tammy Holman, Katie Wood
Technical fouls: American-None. Navy-TEAM.

Attendance:

Score by periods	1st	2nd	3rd	4th	Total
American	14	12	16	19	61
Navy	14	6	13	19	52

Last FG - AMERICAN 4th-01:09, NAVY 4th-00:30.
Largest lead - AMERICAN by 16 4th-07:37, NAVY None.
AMERICAN led for 35:03. NAVY led for 00:00. Game was tied for 04:55.

American vs Navy

01/17/21 3:00 p.m. at Alumni Hall, Annapolis, Md.

American 67 • 1-3, 1-3 PL

#	Player	Total			3-Ptr			Rebounds			PF	TP	A	TO	Blk	Stl	Min
		FG	FGA	FT	FTA	Off	Def	Tot									
14	Brown, Taylor	5	9	2	3	0	0	3	3	5	12	0	3	1	2	38	
23	Stack, Lauren	0	3	0	1	2	2	1	1	2	3	2	2	3	0	22	
02	Bales, Ivy	3	8	1	2	0	2	1	5	6	3	7	1	6	2	26	
10	Edwards, Jade	8	13	0	3	9	11	0	9	9	3	25	5	3	0	40	
12	Sanders, Indeya	2	8	1	5	3	4	0	7	7	3	8	3	2	2	14	
13	Henning, Kayla	1	1	0	0	0	0	2	1	3	1	2	0	5	0	12	
15	Vres, Karla	0	1	0	0	1	2	0	1	1	1	1	0	0	1	6	
44	Johns, Emily	5	5	0	0	1	2	1	3	1	10	1	0	0	0	16	
Team		24-48		4-14		15-22		8		29		37		20		67	
Totals		24-48		4-14		15-22		8		29		37		20		67	

Navy 70 • 1-5, 1-1 PL

#	Player	Total			3-Ptr			Rebounds			PF	TP	A	TO	Blk	Stl	Min
		FG	FGA	FT	FTA	Off	Def	Tot									
13	Gatzounas, Sophie	4	14	0	1	1	1	4	4	8	5	9	2	3	0	34	
42	Hertelendy, Ciera	2	6	0	1	0	0	4	2	6	3	4	0	1	1	20	
01	Green, Kolbi	7	14	3	4	8	10	0	1	1	3	25	2	1	0	24	
02	Coleman, Jennifer	6	15	1	3	4	7	1	5	6	3	17	7	4	0	33	
24	Llewellyn, Lindsay	2	9	0	6	1	1	0	6	6	3	5	0	4	0	23	
14	Andrews, Morganne	0	0	0	0	0	0	1	0	1	0	0	0	0	0	3	
22	Donza, Kristina	0	1	0	1	2	2	0	0	0	0	2	0	0	0	10	
34	Watts, Sydne	3	4	0	0	2	3	1	1	2	4	8	0	0	0	13	
Team		24-63		4-16		18-24		14		21		35		22		70	
Totals		24-63		4-16		18-24		14		21		35		22		70	

Officials: Skelly Wingard, Tammy Holman, Katie Wood
Technical fouls: American-TEAM. Navy-None.

Attendance:

Score by periods	1st	2nd	3rd	4th	Total
American	17	9	23	18	67
Navy	16	13	22	19	70

Last FG - AMERICAN 4th-00:00, NAVY 4th-02:48.
Largest lead - AMERICAN by 6 1st-08:37, NAVY by 12 4th-02:48.
AMERICAN led for 09:25. NAVY led for 29:00. Game was tied for 01:35.

Navy vs Army West Point

01/23/21 1:00 pm at Christl Arena, West Point, N.Y.

Navy 63 • 2-5, 2-1 Patriot

#	Player	Total			3-Ptr			Rebounds			PF	TP	A	TO	Blk	Stl	Min
		FG	FGA	FT	FTA	Off	Def	Tot									
42	Hertelendy, Ciera	2	4	0	0	2	7	9	2	4	1	0	0	0	0	32	
01	Green, Kolbi	3	11	1	3	2	2	1	9	3	1	0	0	0	0	35	
02	Coleman, Jennifer	5	11	2	3	9	10	14	14	21	3	1	1	4	35		
13	Gatzounas, Sophie	7	12	1	2	4	0	4	2	16	3	2	0	0	0	35	
24	Llewellyn, Lindsay	3	8	1	3	0	0	7	7	3	7	0	3	0	0	27	
03	Yim-Harvin, Mikenzie	0	0	0	0	0	0	0	0	0	0	0	0	0	0	0	
11	Schofield, Sam	0	0	0	0	0	0	0	0	0	0	1	0	0	0	2	
14	Andrews, Morganne	0	1	0	0	0	1	1	2	0	0	1	1	0	0	4	
22	Donza, Kristina	1	2	1	2	0	0	0	4	4	0	1	0	0	0	12	
34	Watts, Sydne	1	3	0	1	2	2	1	2	2	0	0	2	0	0	18	
Team		22-52		6-14		13-17		10		32		42		17		63	
Totals		22-52		6-14		13-17		10		32		42		17		63	

Army West Point 49 • 5-7, 2-5 Patriot

#	Player	Total			3-Ptr			Rebounds			PF	TP	A	TO	Blk	Stl	Min
		FG	FGA	FT	FTA	Off	Def	Tot									
15	Kate Murray	3	13	0	6	0	4	3	7	2	6	0	2	0	0	29	
23	Taylor Sullivan	1	7	0	1	1	1	1	2	3	0	3	0	0	0	13	
10	Sarah Bohn	4	6	2	3	3	3	0	1	2	13	3	0	0	0	36	
31	Alisa Fallon	4	10	2	4	1	1	0	8	8	2	11	3	1	1	37	
34	Lauren Lithgow	2	5	1	3	0	0	0	0	2	5	0	2	0	0	26	
02	Sam McNaughton	1	5	0	2	0	1	2	3	1	2	2	2	0	0	18	
03	Natalie Rhine	0	0	0	0	0	0	0	0	0	0	0	0	0	0	1	
11	Sabria Hunter	2	12	0	2	2	3	1	4	2	6	0	2	3	0	15	
22	Reagan Warren	0	1	0	0	0	0	0	0	1	0	0	0	0	0	1	
24	Natalie Stralkus	1	5	1	5	0	0	3	3	3	2	1	1	2	17		
25	Jessica Rawls	0	1	0	0	0	2	1	3	1	0	0	0	0	0	7	
Team		18-65		6-24		7-7		15		22		37		16		49	
Totals		18-65		6-24		7-7		15		22		37		16		49	

Officials: Ashlee Goode, Ken Kelly, Kathleen Lonergan
Technical fouls: Navy-None. Army West Point-None.

Attendance: 202

Score by periods	1st	2nd	3rd	4th	Total
Navy	12	14	21	16	63
Army West Point	14	4	11	20	49

Last FG - NAVY 4th-00:45, ARM 4th-00:32.
Largest lead - NAVY by 26 4th-06:24, ARM by 4 1st-04:08.
NAVY led for 31:17. ARM led for 05:55. Game was tied for 02:08.

Navy vs Army West Point

01/24/21 1:00 pm at Christl Arena, West Point, N.Y.

Navy 58 • 2-6, 2-2 Patriot

#

2021-22 NAVY WOMEN'S BASKETBALL

2020-21 Box Scores

Navy vs Loyola Maryland 02/13/21 1:00 p.m. at Reitz Arena - Baltimore, Md.

#	Player	Total			3-Ptr			Rebounds			PF	TP	A	TO	Blk	Stl	Min
		FG	FGA	FT	FTA	Off	Def	Tot									
01	Green, Kolbi	9	15	1	4	7	2	4	6	1	26	4	3	1	4	39	
02	Coleman, Jennifer	11	19	1	3	2	4	11	15	3	25	3	3	0	3	39	
13	Gatzounas, Sophie	3	5	0	1	1	2	5	7	4	7	0	5	0	2	22	
24	Llewellyn, Lindsay	3	9	1	5	0	0	1	1	3	7	0	1	0	1	33	
42	Hertelendy, Ciera	1	4	0	0	0	1	3	4	1	2	4	1	2	1	34	
11	Schofield, Sam	0	0	0	0	0	0	0	0	0	0	0	0	0	0	4	
14	Andrews, Morganne	1	2	0	0	0	1	6	7	4	2	0	3	0	0	14	
22	Donza, Kristina	0	3	0	0	0	2	2	0	0	0	0	0	0	0	15	
	Team						0	1	1								
	Totals	28-57	3-16	10-15	10-15	43	16	69	11	17	3	11	7	3	11	200	

1st FG %: 6-19 31.6% 2nd: 8-16 50.0% 3rd: 8-11 72.7% 4th: 6-11 54.5% Game: 28-57 54.5% Deadball
 3FG %: 0-5 0.0% 1-5 20.0% 1-2 50.0% 1-4 25.0% 3-16 18.8% Rebounds
 FT %: 0-0 0.0% 1-2 50.0% 3-5 60.0% 6-8 75.0% 10-15 66.7% 1

Loyola Maryland 60 • 0-7 PL, 0-3 SOU

#	Player	Total			3-Ptr			Rebounds			PF	TP	A	TO	Blk	Stl	Min
		FG	FGA	FT	FTA	Off	Def	Tot									
02	Edwards, Laryn	1	6	1	4	5	6	0	2	2	5	8	3	1	0	1	29
04	Dixon, Taleah	2	8	0	2	0	1	1	2	2	4	1	3	0	1	28	
05	Newman, Devyne	4	10	0	0	0	0	2	2	1	8	2	2	0	0	29	
13	Therien, Isabella	8	15	4	6	1	2	0	4	5	21	0	2	0	0	30	
34	McAteer, Emily	2	4	1	1	0	0	1	5	6	2	5	1	3	1	26	
03	Tanedo, Caramina	1	2	1	2	0	0	1	2	3	1	3	2	1	0	22	
21	Roberts, Charia	1	2	0	0	1	2	0	0	1	3	0	1	0	1	8	
22	Rozzi, Bri	0	4	0	3	0	0	2	2	1	0	0	1	0	0	11	
23	Connolly, Delaney	3	7	0	2	2	1	2	3	1	8	0	0	0	0	17	
	Team						1	3	4								
	Totals	22-58	7-20	9-13	5	23	28	19	60	9	14	1	6	200			

1st FG %: 5-14 35.7% 2nd: 5-14 35.7% 3rd: 5-13 38.5% 4th: 7-17 41.2% Game: 22-58 37.9% Deadball
 3FG %: 1-4 25.0% 0-4 0.0% 1-1 100.0% 5-11 45.5% 7-20 35.0% Rebounds
 FT %: 3-4 75.0% 5-7 71.4% 1-2 50.0% 0-0 0.0%

Officials: Kelly Callahan, Tammy Holman, Latifa Boyce
 Technical fouls: Navy-None. Loyola Maryland-None.
 Attendance:

Score by periods	1st	2nd	3rd	4th	Total
Navy	12	18	20	19	69
Loyola Maryland	14	15	12	19	60

Last FG - NAVY 4th-02:49, LOY 4th-00:25.
 Largest lead - NAVY by 13 4th-05:01, LOY by 10 2nd-06:37.
 NAVY led for 19:31. LOY led for 18:01. Game was tied for 02:28.

Score tied - 5 times.
 Lead changed - 5 times.

	In	Off	2nd	Fast	Bench
Points	Paint	T/O	Chance	Break	
NAVY	36	11	10	8	2
LOY	20	7	10	4	14

Loyola vs Navy 02/14/21 3:01 PM at Alumni Hall, Annapolis, Md.

#	Player	Total			3-Ptr			Rebounds			PF	TP	A	TO	Blk	Stl	Min
		FG	FGA	FT	FTA	Off	Def	Tot									
13	Therien, Isabella	6	17	2	6	3	3	2	3	5	2	17	3	3	0	2	33
34	McAteer, Emily	5	9	2	4	0	0	2	3	5	3	12	1	4	2	1	35
02	Edwards, Laryn	0	4	0	2	0	0	0	0	0	2	0	2	2	0	0	32
04	Dixon, Taleah	1	5	0	1	2	2	0	0	0	2	4	1	1	0	1	26
05	Newman, Devyne	0	6	0	2	1	2	0	6	6	0	1	3	2	0	1	25
03	Tanedo, Caramina	1	4	1	3	0	0	1	1	0	0	3	1	0	0	17	
21	Roberts, Charia	2	5	0	0	3	4	2	6	8	1	7	1	0	1	20	
22	Rozzi, Bri	0	2	0	1	0	0	1	2	3	1	0	1	0	0	1	8
23	Connolly, Delaney	1	2	0	0	0	0	2	4	6	0	2	0	0	0	4	
	Team						2	4	6								
	Totals	16-54	5-19	9-11	9	25	34	11	46	12	14	3	6	200			

1st FG %: 4-13 30.8% 2nd: 5-16 31.3% 3rd: 2-11 18.2% 4th: 5-14 35.7% Game: 16-54 29.6% Deadball
 3FG %: 0-3 0.0% 2-5 40.0% 1-5 20.0% 1-6 16.7% 5-19 26.3% Rebounds
 FT %: 2-2 100.0% 2-2 100.0% 1-2 50.0% 4-5 80.0% 9-11 81.8% 1

Navy 50 • 4-6, 4-2 PL

#	Player	Total			3-Ptr			Rebounds			PF	TP	A	TO	Blk	Stl	Min
		FG	FGA	FT	FTA	Off	Def	Tot									
13	Gatzounas, Sophie	3	13	1	5	0	0	4	5	9	1	7	2	1	2	0	39
42	Hertelendy, Ciera	0	4	0	0	2	2	2	4	6	3	2	2	1	1	0	20
01	Green, Kolbi	5	11	3	7	0	0	4	4	8	4	13	3	5	0	3	35
02	Coleman, Jennifer	7	10	0	1	2	3	11	14	2	15	5	3	0	1	37	
24	Llewellyn, Lindsay	2	11	0	7	0	0	0	0	0	2	4	3	2	0	2	34
03	Yim-Harvin, MiKenzie	0	0	0	0	0	0	0	0	0	0	0	0	0	0	0	0
11	Schofield, Sam	0	0	0	0	0	0	0	0	0	0	0	0	0	0	0	2
14	Andrews, Morganne	4	8	0	1	2	1	3	4	4	9	0	3	0	0	20	
22	Donza, Kristina	0	5	0	4	0	0	0	3	3	1	0	1	1	0	13	
	Team						2	0	2								
	Totals	21-62	4-23	4-6	16	30	46	17	50	16	16	3	6	200			

1st FG %: 6-16 37.5% 2nd: 5-17 29.4% 3rd: 6-18 33.3% 4th: 4-11 36.4% Game: 21-62 33.9% Deadball
 3FG %: 0-3 0.0% 1-5 20.0% 1-3 30.0% 4-5 80.0% Rebounds
 FT %: 0-0 0.0% 1-2 50.0% 1-2 50.0% 2-2 100.0% 4-6 66.7% 2

Officials: Kelly Callahan, Tammy Holman, Latifa Boyce
 Technical fouls: Loyola-None. Navy-None.
 Attendance:

Score by periods	1st	2nd	3rd	4th	Total
Loyola	11	14	6	15	46
Navy	12	12	16	10	50

Last FG - LOY 4th-02:26, NAVY 4th-02:47.
 Largest lead - LOY by 9 2nd-04:33, NAVY by 14 4th-06:05.
 LOY led for 17:51. NAVY led for 20:07. Game was tied for 01:57.

	In	Off	2nd	Fast	Bench
Points	Paint	T/O	Chance	Break	
LOY	16	22	7	2	12
NAVY	26	13	13	4	9

Score tied - 3 times.
 Lead changed - 3 times.

LAFAYETTE vs Navy 02/17/21 6:01 PM at Alumni Hall, Annapolis, Md.

#	Player	Total			3-Ptr			Rebounds			PF	TP	A	TO	Blk	Stl	Min
		FG	FGA	FT	FTA	Off	Def	Tot									
11	Ganpo, Naomi	0	2	0	0	1	2	3	0	0	1	0	0	0	0	7	
25	Kucowski, Natalie	3	6	1	2	3	4	5	10	15	2	10	1	2	4	38	
03	Booth, Jess	3	14	0	2	1	3	0	7	5	4	0	1	0	1	23	
05	Freeland, Drew	0	2	0	2	0	4	1	0	0	1	1	0	1	1	37	
15	Johnson, Nicole	2	7	1	5	0	0	2	2	0	5	3	5	0	1	25	
10	Campbell, Reilly	2	4	0	0	0	1	0	1	0	4	1	2	0	0	15	
14	Drummond, Kayla	2	3	0	0	0	1	0	1	0	4	0	0	0	0	5	
23	Andrews, Makayla	3	8	0	2	2	1	3	2	8	0	1	0	2	1	11	
30	Wilson, Makaila	0	3	0	0	0	2	3	5	1	0	1	0	0	1	8	
31	Sabino, Sydney	5	12	5	12	0	0	1	15	0	2	0	2	0	3	27	
34	Evans, Ashley	0	2	0	1	0	0	1	1	1	0	1	0	0	0	4	
	Team						2	3	5								
	Totals	20-63	7-24	6-8	16	27	43	8	53	13	16	5	13	200			

1st FG %: 6-20 30.0% 2nd: 3-12 25.0% 3rd: 4-15 26.7% 4th: 7-16 43.8% Game: 20-63 31.7% Deadball
 3FG %: 2-7 28.6% 3-6 50.0% 1-5 20.0% 1-5 20.0% 7-24 29.2% Rebounds
 FT %: 0-0 0.0% 3-4 75.0% 0-0 0.0%

Navy 55 • 5-6, 5-2 PL

#	Player	Total			3-Ptr			Rebounds			PF	TP	A	TO	Blk	Stl	Min
		FG	FGA	FT	FTA	Off	Def	Tot									
13	Gatzounas, Sophie	1	3	0	0	1	3	4	7	2	3	3	3	2	1	35	
42	Hertelendy, Ciera	2	4	0	0	2	3	5	8	2	6	1	3	1	0	19	
01	Green, Kolbi	3	14	1	9	1	3	4	2	8	7	3	0	5			

2021-22 NAVY WOMEN'S BASKETBALL

Navy Team Game-by-Game Comparison (Final) All games

Opponent	1st	2nd	Score	Mar	Total FG	FG Pct	3-Pointers	3FG Pct	Free Throws	FT Pct	Rebounds	Assist	T/Over	Block	Steal	Fouls
George Mason	24/29	44/43	68-72	(4)	21-56/24-79	.375/.304	3-13/6-26	.231/.231	23-27/18-24	.852/.750	42/56 (14)	6/16	17/12	6/5	8/7	21/19
Richmond	26/35	23/30	49-65	(16)	17-47/23-56	.362/.411	3-10/10-33	.300/.303	12-20/9-12	.600/.750	35/33 +2	11/16	30/21	1/6	9/10	15/19
William & Mary	18/29	33/31	51-60	(9)	18-49/19-49	.367/.388	3-8/10-26	.375/.385	12-15/12-16	.800/.750	40/25 +15	11/17	21/12	6/3	6/7	13/14
Morgan State	38/34	25/33	63-67	(4)	26-57/24-61	.456/.393	5-10/9-21	.500/.429	6-7/10-16	.857/.625	42/30 +12	15/14	25/14	1/3	6/9	16/16
AMERICAN	20/26	32/35	52-61	(9)	22-56/22-56	.393/.393	4-14/2-16	.286/.125	4-11/15-23	.364/.652	33/42 (9)	10/11	14/13	0/1	5/8	22/12
AMERICAN	29/26	41/41	70-67	+3	24-63/24-48	.381/.500	4-16/4-14	.250/.286	18-24/15-22	.750/.682	35/37 (2)	11/12	14/24	1/9	10/7	22/20
Army West Point	26/18	37/31	63-49	+14	22-52/18-65	.423/.277	6-14/6-24	.429/.250	13-17/7-7	.765/1000	42/37 +5	10/10	11/10	4/5	4/2	17/16
Army West Point	25/23	33/40	58-63	(5)	24-66/23-56	.364/.411	4-19/7-19	.211/.368	6-11/10-17	.545/.588	43/39 +4	8/14	16/16	2/3	7/6	19/15
Loyola Maryland	30/29	39/31	69-60	+9	28-57/22-58	.491/.379	3-16/7-20	.188/.350	10-15/9-13	.667/.692	43/28 +15	11/9	17/14	3/1	11/6	16/19
LOYOLA	24/25	26/21	50-46	+4	21-62/16-54	.339/.296	4-23/5-19	.174/.263	4-6/9-11	.667/.818	46/34 +12	16/12	16/14	3/3	6/6	17/11
LAFAYETTE	28/26	27/27	55-53	+2	21-58/20-63	.362/.317	8-24/7-24	.333/.292	5-7/6-8	.714/.750	39/43 (4)	16/13	19/16	6/5	11/13	10/8
American	24/26	35/39	59-65	(6)	20-61/24-53	.328/.453	3-18/5-11	.167/.455	16-18/12-12	.889/1000	37/32 +5	10/21	16/16	5/5	10/5	15/14

Note: Game totals are displayed in the format TEAM/OPPONENT for each category

2021-22 NAVY WOMEN'S BASKETBALL

2020-21 Patriot League Review

Final Standings

-Due to the COVID-19 pandemic, the regular season consisted primarily of divisional matchup and weekend doubleheaders.

Pl.	Sd.	Team	Patriot League				Overall					
			W-L	Pct.	Home	Road	Neu.	W-L	Pct.	Home	Road	Neu.
Central Division												
1	1	Bucknell (6-0 Cent.)	8-0	1.000	4-0	4-0	0-0	9-1	.900	5-1	4-0	0-0
5	4	Lehigh (3-5 Cent.)	7-5	.583	5-3	2-2	0-0	10-6	.625	6-3	4-2	0-1
8	7	Lafayette (1-5 Cent.)	5-7	.417	2-4	3-3	0-0	5-8	.385	2-4	3-4	0-0
North Division												
2	2	Boston Univ. (9-1 No.)	10-2	.833	4-1	6-1	0-0	12-3	.800	6-2	6-1	0-0
6	5	Holy Cross (6-5 No.)	7-7	.500	4-2	3-5	0-0	7-8	.467	4-2	3-6	0-0
7	6	Army (5-7 North)	6-8	.429	4-4	2-4	0-0	9-11	.450	5-6	4-5	0-0
9	-	Colgate (1-8 North)	1-8	.111	0-5	1-3	0-0	1-8	.111	0-5	1-3	0-0
South Division												
3	3	American (6-1 South)	6-3	.667	3-0	3-3	0-0	7-4	.636	4-0	3-4	0-0
4	-	Navy (3-2 South)	5-3	.625	3-1	2-2	0-0	5-7	.417	3-1	2-6	0-0
10	8	Loyola (0-6 South)	0-12	.000	0-6	0-6	0-0	0-13	.000	0-6	0-7	0-0

Tournament Results

Sunday, March 7 — Quarterfinals

#1 Bucknell def. #8 Loyola, 65-50
 #2 Boston Univ. def. #7 Lafayette, 74-68
 #3 American def. #6 Army, 76-56
 #4 Lehigh def. #5 Holy Cross, 75-57

Thursday, March 11 — Semifinals

#4 Lehigh def. #1 Bucknell, 63-54
 #2 Boston Univ. def. #3 American, 72-51

Sunday, March 14 — Final

#4 Lehigh def. #2 Boston Univ., 64-54

**Note: Navy & Colgate did not participate in the 2021 Patriot League Tournament due to COVID-19 protocols.

First-Team All-Patriot League

Name	Team	Yr.	Pos.
Tessa Brugler	Bucknell	Sr.	F
Jade Edwards	American	Jr.	G
Natalie Kucowski	Lafayette	Sr.	F/C
Katie Nelson	Boston U.	Sr.	G
Taylor O'Brien	Bucknell	Jr.	G

Second-Team All-Patriot League

Name	Team	Yr.	Pos.
Jennifer Coleman	Navy	Jr.	G
Mary Clougherty	Lehigh	Sr.	G
Frannie Hottinger	Lehigh	So.	G/F
Sydney Johnson	Boston Univ.	So.	G
Avery LaBarbera	Holy Cross	Jr.	G

Third-Team All-Patriot League

Name	Team	Yr.	Pos.
Maren Durant	Boston Univ.	So.	C
Alisa Fallon	Army	Jr.	G/F
Sophie Gatzounas	Navy	Sr.	F
Abby Kapp	Bucknell	Sr.	G
Isabella Therien	Loyola	Sr.	F

All-Rookie (Freshman) Team

Name	Team	Yr.	Pos.
Makayla Andrews	Lafayette	Fr.	G
Mackenzie Kramer	Lehigh	Fr.	G
Lauren Lithgow	Army	Fr.	G
Cara McCormack	Holy Cross	Fr.	G
Bronagh Power-Cassidy	Holy Cross	Fr.	G

All-Defensive Team

Name	Team	Yr.	Pos.
Tessa Brugler	Bucknell	Sr.	F
Autumn Ceppi	Bucknell	Sr.	F
Jade Edwards	American	Jr.	G
Natalie Kucowski	Lafayette	Sr.	F/C
Avery LaBarbera	Holy Cross	Jr.	G

Major Award Winners

Player of the Year — Natalie Kucowski, Lafayette (Sr., F/C)
 Defensive Player of the Year — Natalie Kucowski, Lafayette (Sr., F/C)
 Rookie of the Year — Bronagh Power-Cassidy, Holy Cross (Fr., G)
 Coach of the Year — Trevor Woodruff, Bucknell

All-Tournament Team

Name	Team	Yr.	Pos.
Tessa Brugler	Bucknell	Sr.	F
Emma Grothaus (<i>Tournament MVP</i>)	Lehigh	Jr.	F/C
Frannie Hottinger	Lehigh	So.	G/F
Sydney Johnson	Boston Univ.	So.	G
Taylor O'Brien	Bucknell	Jr.	G

All-Academic Team

Name	Team	Yr.	Pos.
Mary Clougherty	Lehigh	Sr.	G
Drew Freeland	Lafayette	Sr.	G
Frannie Hottinger	Lehigh	So.	G/F
Abby Kapp (<i>Scholar-Athlete of the Year</i>)	Bucknell	Sr.	G
Maggie Pina	Boston Univ.	So.	G

Weekly Award Winners

	Player of the Week	Rookie (Freshman) of the Week
1/12	Jade Edwards, American	Mackenzie Kramer, Lehigh
1/19	Tessa Brugler, Bucknell	Bronagh Power-Cassidy, Holy Cross
1/26	Mariah Sexe, Lehigh	Mackenzie Kramer, Lehigh
2/2	Tessa Brugler, Bucknell	Lauren Lithgow, Army
2/9	Sabria Hunter, Army	Bronagh Power-Cassidy, Holy Cross
2/16	Jennifer Coleman, Navy	Bronagh Power-Cassidy, Holy Cross
2/23	Natalie Kucowski, Lafayette	Janelle Allen, Holy Cross
3/2	Natalie Kucowski, Lafayette	Makayla Andrews, Lafayette

2021-22 NAVY WOMEN'S BASKETBALL

Navy in Final NCAA and Patriot League Rankings

	NCAA – All Games		Patriot League – All Games		Patriot League – League Games	
Assist-Turnover Ratio	284	0.6	10	0.6	8	0.7
Jennifer Coleman	—	—	11	0.9	13	1.0
Assists Per Game	252	11.3	8	11.3	7	11.5
Jennifer Coleman	93	4.2	3	4.2	4	3.9
Blocked Shots Per Game	147	3.2	4	3.2	4	3.0
Sophie Gatzounas	217	1.0	5	1.0	11	0.9
Ciera Hertelendy	217	1.0	5	1.0	10	0.9
Field Goal Percentage	231	.386	6	.386	8	.383
Sophie Gatzounas	---	---	10	.462	---	---
Jennifer Coleman	184	.428	15	.428	15	.421
Field Goal Percentage – Defense	45	.371	3	.371	4	.373
Free Throw Percentage	103	.725	5	.725	8	.697
Sophie Gatzounas	187	.775	8	.775	8	.778
Kolbi Green	212	.765	11	.765	11	.719
Personal Fouls Per Game	184	16.9	8	16.9	---	---
Rebounds Per Game	62	39.8	1	39.8	1	39.8
Jennifer Coleman	16	11.3	2	11.3	2	11.5
Sophie Gatzounas	183	7.5	9	7.5	8	7.3
Ciera Hertelendy	---	---	14	6.2	12	6.1
Rebounds — Opponents Per Game	---	---	6	36.3	6	36.5
Rebound Margin	79	+3.4	4	+3.4	4	+3.2
Rebounds – Offensive Per Game	---	---	1	12.4	1	12.5
Sophie Gatzounas	---	---	2	2.9	2	3.3
Jennifer Coleman	---	---	8	2.1	8	2.0
Ciera Hertelendy	---	---	10	2.1	7	2.3
Rebounds – Defensive Per Game	---	---	9	22.6	9	22.8
Scoring Offense Per Game	272	58.9	8	58.9	7	59.5
Jennifer Coleman	91	17.1	3	17.1	3	16.1
Kolbi Green	---	---	7	13.4	5	14.3
Sophie Gatzounas	---	---	7	13.4	18	10.4
Scoring Defense Per Game	75	60.7	3	60.7	3	58.0
Scoring Margin	197	-1.8	6	-1.8	5	+1.5
Steals Per Game	149	7.8	2	7.8	2	8.0
Kolbi Green	33	2.6	1	2.6	4	2.4
Jennifer Coleman	70	2.3	4	2.3	3	2.5
Three-Point FGM Per Game	298	4.2	10	4.2	9	4.5
Kolbi Green	---	---	---	---	13	1.4
Three-Point FG Percentage	296	.270	9	.270	10	.250
Three-Point FG Percentage – Defense	144	.308	4	.308	3	.293
Turnovers Committed Per Game	277	18.0	10	18.0	7	15.4
Turnovers Forced Per Game	198	15.2	4	15.2	3	15.4
Turnover Margin	273	-2.8	9	-2.8	6	+0.0
Individual Minutes Per Game	---	---	---	---	---	---
Jennifer Coleman	33	36.8	1	36.8	3	36.5
Kolbi Green	47	36.5	3	36.5	1	37.8
Sophie Gatzounas	54	36.4	4	36.4	7	34.7

2021-22 NAVY WOMEN'S BASKETBALL

Navy Game-by-Game vs. Patriot League Teams

Navy vs. American (PL / PLT)

Overall: American leads, 38-24 (AU, 24-17 / AU, 6-2)

at Navy: Navy leads, 18-12 (N, 13-8 / Tied, 1-1)

at American: American leads, 24-5 (AU, 16-4 / AU, 3-0)

at Neutral Site: American leads, 2-1 (0-0 / AU, 2-1)

Annual Series Results

- Navy wins, 2-0: 4
- American wins, 2-0: 7
- Teams split, 1-1: 9

Record of Head Coaches in Series

Navy vs. American	Overall	PL	PLT
Dave Smalley, 1978-89	5-6	0-0	0-0
Joe Sanchez, 1995-03	2-4	2-2	0-0
Tom Marryott, 2004-08	5-8	4-6	1-2
Stefanie Pemper, 2009-20	11-18	10-14	1-4
Tim Taylor, 2021-pres.	1-2	1-2	0-0
	24-38	17-24	2-6

American vs. Navy	Overall	PL	PLT
No Coach Listed, 1978	1-0	0-0	0-0
Linda Ziemke, 1979-88	5-4	0-0	0-0
Darci Wilson, 1989	0-1	0-0	0-0
Jeff Thatcher, 1990-00	1-0	0-0	0-0
Shann Hart, 2001-04	6-2	4-2	1-0
Melissa McFerrin, 2005-08	5-5	4-4	1-1
Matt Corkery, 2009-13	5-7	4-6	1-1
Megan Gebbia, 2014-pres.	15-5	12-5	3-0
	38-24	24-17	6-2

Date	Site	Result	Score
F16, 78	H	L	75-53
D4, 79	A	W	81-77
F12, 81	H	W	62-57
F2, 82	A	L	64-61
F19, 83	H	W	61-60
J29, 84	A	L	60-47
J26, 85	H	W	66-60
J17, 86	A	L	79-70
J17, 87	H	L	66-52
F2, 88	A	L	68-49
F11, 89	H	W	72-55
D21, 99	H	L	65-54
N29, 00	A	L	75-67/OT
J29, 02	A	L	86-83
F20, 02	H	W	67-50
J14, 03	A	L	60-55
F11, 03	H	W	75-72/2OT
J13, 04	H	L	51-42
F11, 04	A	L	59-48
M5, 04	N1	L	85-73
J12, 05	A	W	70-64
F26, 05	H	W	49-46
M3, 05	N2	W	62-40
J24, 06	H	W	70-60
F21, 06	A	L	89-81/OT
J24, 07	A	L	62-48
F21, 07	H	W	65-58
M3, 07	H3	L	68-55
J30, 08	H	L	59-52
F27, 08	A	L	69-37
J28, 09	A	W	68-61
F25, 09	H	W	59-56
J27, 10	H	L	62-45
F24, 10	A	L	66-38
M7, 10	N4	L	72-45
J26, 11	A	W	57-46

F23, 11	H	W	63-56
M12, 11	H5	W	47-40
J18, 12	A	L	49-44
F15, 12	H	L	55-52
J23, 13	H	W	61-42
F20, 13	A	W	52-42
J29, 14	H	W	48-44
F26, 14	A	L	63-50
J27, 15	A	L	59-49
F25, 15	H	L	41-29
M9, 15	A6	L	60-53
F24, 16	H	W	65-52
M2, 16	A	L	61-56
F22, 17	A	L	50-48
M1, 17	H	W	60-44
J5, 18	A	L	46-41
F28, 18	H	W	76-49
M11, 18	A7	L	58-49
J9, 19	H	L	58-45
M6, 19	A	L	69-44
F19, 20	H	L	48-40
M3, 20	A	L	57-42
M7, 20	A8	L	63-53
J16, 21	H	L	61-52
J17, 21	H	W	70-67
F24, 21	A	L	65-59

1: PLT (QF); Upper Marlboro, Md.

2: PLT (QF); Worcester, Mass.

3: PLT (QF); Annapolis, Md.

4: PLT (SF); Worcester, Mass.

5: PLT (F); Annapolis, Md.

6: PLT (SF); Washington, D.C.

7: PLT (F); Washington, D.C.

8: PLT (1st); Washington, D.C.

Navy vs. Army West Point (PL / PLT)

Overall: Navy leads, 39-38 (Tied, 30-30 / N, 4-2)

at Navy: Army leads, 18-17 (A, 15-14 / A, 1-0)

at Army: Navy leads, 19-17 (N, 16-14 / N, 1-0)

at Neutral Site: Tied, 3-3 (A, 1-0 / N, 3-1)

Annual Series Results

- Navy wins, 2-0: 10
- Army wins, 2-0: 9
- Teams split, 1-1: 12

Record of Head Coaches in Series

Navy vs. Army	Overall	PL	PLT
Dave Smalley, 1978-89	5-4	0-0	0-0
Jerry Hutchison, 1990-91	0-2	0-0	0-0
Debra Schlegal, 1992-94	0-7	0-6	0-1
Joe Sanchez, 1995-03	17-5	14-4	3-1
Tom Marryott, 2004-08	2-8	2-8	0-0
Stefanie Pemper, 2009-20	14-11	13-11	1-0
Tim Taylor, 2021-pres.	1-1	1-1	0-0
	39-38	30-30	4-2

Army vs. Navy	Overall	PL	PLT
Harold Johnson, 1981-87	4-3	0-0	0-0
Lynn Chiavaro, 1988-98	10-8	7-5	1-1
Pat Harris, 1997	0-3	0-2	0-1
Sherri Abbey-Nowatzki, 1999-05	7-9	6-8	1-1
Maggie Dixon, 2006	2-0	2-0	0-0
Dave Magarity, 2007-2021	15-16	15-15	0-1
Missy Traversi, 2022-pres.	0-0	0-0	0-0
	38-39	30-30	2-4

Date	Site	Result	Score
J18, 81	N1	L	65-48
F20, 82	A	W	79-73*
F26, 83	H	W	69-64*
F25, 84	A	L	66-53*
F23, 85	H	L	54-52*
F22, 86	A	L	66-53*
F21, 87	H	W	70-52*
F20, 88	A	W	49-46*
F25, 89	H	W	68-55*
F24, 90	A	L	47-41*
F23, 91	H	L	69-51*
J25, 92	A	L	72-45*
F19, 92	H	L	69-59
M6, 92	N2	L	77-65
J9, 93	H	L	60-50*
F3, 93	A	L	67-62
F2, 94	H	L	64-58
F28, 94	A	L	71-59*
J21, 95	H	W	66-51*
F14, 95	A	L	52-49
J24, 96	H	W	62-33
F17, 96	A	W	67-57*
M1, 96	N3	W	65-57
J8, 97	A	W	71-65
F1, 97	H	W	83-56*
F28, 97	N4	W	80-53
J7, 98	H	W	74-46
J31, 98	A	W	74-48*
J19, 99	A	W	83-59
F6, 99	H	L	51-50*
F27, 99	A5	W	87-69
J27, 00	H	L	69-62
F26, 00	A	W	64-57*
J24, 01	A	W	72-61
F17, 01	H	W	81-59*
M2, 01	H6	L	73-61
J26, 02	H	W	71-60
F23, 02	A	L	75-67*
J31, 03	A	W	60-48
M1, 03	H	W	86-85/3OT*
J30, 04	H	W	75-73
F28, 04	A	L	65-60*
J23, 05	H	L	64-50*
F6, 05	A	L	89-81
J21, 06	H	L	83-69
F4, 06	A	L	78-72/OT*
J21, 07	A	W	49-44
F18, 07	H	L	58-43*
J27, 08	H	L	58-49
F23, 08	A	L	70-66/OT*
J24, 09	A	W	44-39
F21, 09	H	L	58-50*
J23, 10	H	W	64-53
F20, 10	A	W	54-48*
J22, 11	A	W	55-46
F19, 11	H	L	57-46*
J14, 12	H	W	58-56
F11, 12	A	W	57-50*
J20, 13	A	L	53-42
F16, 13	H	L	48-40*
J11, 14	H	W	74-64
F8, 14	A	L	54-48*
J10, 15	A	W	53-50
F7, 15	H	L	58-46*
J23, 16	N7	L	75-38*
F20, 16	H	L	49-34

2021-22 NAVY WOMEN'S BASKETBALL

J21, 17	A	W	63-58
F18, 17	H	W	67-62*
M10, 17	N8	W	54-53
J14, 18	H	W	70-44
F10, 18	A	W	55-46*
J19, 19	A	L	55-52
F16, 19	H	L	60-48*
J25, 20	H	W	57-45
F22, 20	A	L	62-52*
J23, 21	A	W	63-49
J24, 21	A	L	63-58

1: Dartmouth-Burger King Invitational; Hanover, N.H.

2: PLT (QF); Bethlehem, Pa.

3: PLT (QF); Worcester, Mass.

4: PLT (QF); Bethlehem, Pa.

5: PLT (SF); West Point, N.Y.

6: PLT (QF); Annapolis, Md.

7: New York, N.Y.

8: PLT (SF); Lewisburg, Pa.

*: Star Game

Navy vs. Boston University (PL / PLT)

Overall: Navy leads, 10-5 (N, 10-4 / 0-0)

at Navy: Navy leads, 6-1 (N, 6-1 / 0-0)

at Boston U.: Navy leads, 4-3 (N, 4-3 / 0-0)

at Neutral Site: Boston U. leads, 1-0 (0-0 / 0-0)

Annual Series Results

— Navy wins, 2-0: 4

— Boston U. wins, 2-0: 1

— Teams split, 1-1: 2

Record of Head Coaches in Series

Navy vs. Boston U.	Overall	PL	PLT
Stefanie Pemper, 2009-20	10-5	10-4	0-0
Tim Taylor, 2021-pres.	10-5	10-4	0-0

Boston U. vs. Navy	Overall	PL	PLT
Kelly Greenberg, 2005-14	1-2	0-2	0-0
Katy Steding, 2015-18	1-7	1-7	0-0
Marisa Moseley, 2019-2021	3-1	3-1	0-0
Melissa Graves, 2022-pres.	5-10	4-10	0-0

Date	Site	Result	Score
D30, 11	N1	L	48-46
J8, 14	H	W	70-50
F5, 14	A	W	68-57
J7, 15	A	W	61-55
F4, 15	H	W	48-40
J7, 16	H	W	67-56
F4, 16	A	L	51-49
J6, 17	A	W	62-59
F2, 17	H	W	55-41
J20, 18	A	W	64-59
F17, 18	H	W	59-48
J26, 19	H	L	49-35
F23, 19	A	L	66-55
J22, 20	H	W	46-41
F15, 20	A	L	71-56

1: Fordham Holiday Classic; Bronx, N.Y.

Navy vs. Bucknell (PL / PLT)

Overall: Bucknell leads, 41-29 (B, 37-21 / N, 5-4)

at Navy: Bucknell leads, 17-15 (B, 17-12 / N, 2-0)

at Bucknell: Bucknell leads, 21-12 (B, 20-9 / N, 2-1)

at Neutral Site: Bucknell leads, 3-2 (0-0 / B, 3-1)

Annual Series Results

— Navy wins, 2-0: 8

— Bucknell wins, 2-0: 16

— Teams split, 1-1: 5

Record of Head Coaches in Series

Navy vs. Bucknell	Overall	PL	PLT
Dave Smalley, 1978-89	3-0	0-0	0-0
Debra Schlegal, 1992-94	4-2	4-2	0-0
Joe Sanchez, 1995-03	6-15	6-12	0-3
Tom Marryott, 2004-08	2-8	2-8	0-0
Stefanie Pemper, 2009-20	14-16	9-15	5-1
Tim Taylor, 2021-pres.	29-41	21-37	5-4

Bucknell vs. Navy	Overall	PL	PLT
Karen Harden, 1982-83	0-2	0-0	0-0
Lori Howard, 1985-91	0-1	0-0	0-0
Juliene Simpson, 1992-97	5-7	5-7	0-0
Kathy Fedorjaka, 1998-11	22-11	19-9	3-2
Bill Broderick, 2012	0-2	0-2	0-0
Aaron Roussell, 2013-19	12-6	11-3	1-3
Trevor Woodruff, 2020-pres.	2-0	2-0	-
	41-29	37-21	4-5

Date	Site	Result	Score
D5, 81	A	W	71-49
F1, 83	H	W	51-48
J12, 85	N1	W	68-58
J11, 92	H	W	70-68
F5, 92	A	W	77-74
J23, 93	H	L	55-47
F17, 93	A	L	90-62
J22, 94	A	W	74-60
F17, 94	H	W	73-71
J7, 95	A	L	54-52
F1, 95	H	W	54-48
J10, 96	H	L	90-86
F3, 96	A	L	64-58
J22, 97	A	W	52-42
F15, 97	H	W	68-55
J21, 98	H	W	51-41
F14, 98	A	W	57-50
J6, 99	H	W	65-58/OT
J30, 99	A	L	71-54
J12, 00	A	L	64-58
F5, 00	H	L	46-43
M3, 00	N2	L	62-43
J10, 01	H	L	60-57
F3, 01	A	L	85-66
J12, 02	H	L	69-52
F6, 02	A	L	83-71
M1, 02	N3	L	72-57
J18, 03	H	L	74-65
F16, 03	A	L	73-60
M7, 03	N4	L	79-69/OT
J17, 04	A	L	72-63
F14, 04	H	W	65-42
J30, 05	A	W	53-43
F13, 05	H	L	65-58
J7, 06	H	L	88-51
J28, 06	A	L	74-54
J6, 07	A	L	67-47

F3, 07	H	L	76-66
J12, 08	H	L	71-45
F9, 08	A	L	65-50
J10, 09	A	L	66-50
F7, 09	H	L	66-54
M7, 09	N5	W	53-51
J8, 10	H	W	70-40
F6, 10	A	W	61-46
J8, 11	A	W	62-56
F5, 11	H	W	66-45
M9, 11	H6	W	55-41
J28, 12	A	W	50-49
F25, 12	H	W	60-51
F2, 13	H	W	61-40
M2, 13	A	L	55-48
M11, 13	H7	W	60-48
J15, 14	A	W	94-82/2OT
F12, 14	H	W	70-61
J14, 15	H	L	44-42/OT
F11, 15	A	L	51-50
M6, 15	A8	W	60-49
D30, 15	H	L	51-41
F27, 16	A	L	64-52
D30, 16	A	L	67-64
F25, 17	H	L	63-54
M12, 17	A9	L	79-71/OT
J24, 18	A	L	47-39
F21, 18	H	L	49-40
M8, 18	A10	W	68-62
J30, 19	H	L	77-43
F27, 19	A	L	90-48
J8, 20	H	L	61-34
F12, 20	A	L	75-65

1: James Madison Invitational; Harrisonburg, Va.

2: PLT (QF); Easton, Pa.

3: PLT (QF); Upper Marlboro, Md.

4: PLT (QF); Upper Marlboro, Md.

5: PLT (QF); Bethlehem, Pa.

6: PLT (SF); Annapolis, Md.

7: PLT (SF); Annapolis, Md.

8: PLT (QF); Lewisburg, Pa.

9: PLT (F); Lewisburg, Pa.

10: PLT (SF); Lewisburg, Pa.

2021-22 NAVY WOMEN'S BASKETBALL

Navy vs. Colgate (PL / PLT)

Overall: Navy leads, 43-21 (N, 38-20 / N, 5-1)

at Navy: Navy leads, 25-7 (N, 22-7 / N, 3-0)

at Colgate: Navy leads, 16-13 (16-13 / 0-0)

at Neutral Site: Navy leads, 2-1 (0-0 / N, 2-1)

Annual Series Results

— Navy Wins, 2-0: 12

— Colgate wins, 2-0: 3

— Teams split, 1-1: 14

Record of Head Coaches in Series

Navy vs. Colgate	Overall	PL	PLT
Debra Schlegal, 1992-94	4-2	4-2	0-0
Joe Sanchez, 1995-03	11-9	9-9	2-0
Tom Marryott, 2004-08	7-4	7-3	0-1
Stefanie Pemper, 2009-20	21-6	18-6	3-0
Tim Taylor, 2021-			
	43-21	38-20	5-1

Colgate vs. Navy	Overall	PL	PLT
Kathleen Connell, 1980-92	1-1	1-1	0-0
Liz Feeley, 1993-95	1-5	1-5	0-0
Ron Rohn, 1996-01	7-7	7-5	0-2
Beth Combs, 2002-04	3-3	3-3	0-0
Kristin Hughes, 2005-07	3-4	2-4	1-0
Pam Bass, 2008-11	2-8	2-6	0-2
Nicci Hays Fort, 2012-16	1-10	1-9	0-1
Bill Cleary, 2017-2021	3-5	3-5	0-0
Ganiyat Adeduntan, 2022-pres.			
	21-43	20-38	1-5

Date	Site	Result	Score
J15, 92	A	W	64-58
F8, 92	H	L	55-46
J16, 93	A	W	64-50
F10, 93	H	W	61-52
J15, 94	H	W	83-71
F9, 94	A	L	82-62
J18, 95	A	W	70-55
F11, 95	H	W	62-52
J20, 96	H	L	55-50
F14, 96	A	L	55-52/OT
J11, 97	A	L	58-53
F5, 97	H	W	61-43
J10, 98	H	W	84-68
F4, 98	A	W	65-49
F27, 98	H1	W	72-46
J27, 99	H	W	70-52
F20, 99	A	L	63-61
F26, 99	N2	W	60-59
F2, 00	A	L	61-55
F14, 00	H	W	61-50
J27, 01	H	L	88-82
F21, 01	A	L	65-63
J19, 02	A	L	84-73
F13, 02	H	W	81-73
J26, 03	H	W	73-57
F21, 03	A	L	76-65
J25, 04	A	L	80-57
F20, 04	H	W	68-53
J28, 05	A	L	64-53
F11, 05	H	W	78-73
F18, 06	A	W	80-62
F25, 06	H	W	65-60
M2, 06	N3	L	60-55
J27, 07	H	L	55-44
F24, 07	A	W	54-52
F2, 08	A	W	64-49

M1, 08	H	W	56-54
J31, 09	H	W	48-40
F28, 09	A	W	65-35
J30, 10	A	L	56-54
F27, 10	H	W	69-50
M6, 10	N4	W	69-57
J29, 11	H	L	59-55
F26, 11	A	W	75-59
M5, 11	H5	W	55-36
J21, 12	H	W	61-52
F18, 12	A	L	62-60
M1, 12	H6	W	66-54
J26, 13	A	W	59-43
F23, 13	H	W	63-48
J18, 14	H	W	71-40
F15, 14	A	W	76-47
J17, 15	A	W	65-63
F14, 15	H	W	64-52
J9, 16	H	W	51-41
F6, 16	A	W	62-58
J8, 17	A	W	80-67
F4, 17	H	L	69-61
J8, 18	H	W	70-54
F3, 18	A	W	69-42
J12, 19	A	W	62-49
F9, 19	H	W	67-52
J11, 20	A	L	80-55
F8, 20	H	L	65-53

1: PLT (QF); Annapolis, Md.

2: PLT (QF); West Point, N.Y.

3: PLT (QF); West Point, N.Y.

4: PLT (QF); Worcester, Mass.

5: PLT (QF); Annapolis, Md.

6: PLT (QF); Annapolis, Md.

Navy vs. Holy Cross (PL / PLT)

Overall: Holy Cross leads, 45-22 (HC, 38-20 / HC, 7-2)

at Navy: Holy Cross leads, 20-13 (HC, 18-11 / 2-2)

at Holy Cross: HC leads, 24-9 (HC, 20-9 / HC, 4-0)

at Neutral Site: Holy Cross leads, 1-0 (0-0 / HC, 1-0)

Annual Series Results

— Navy wins, 2-0: 6

— Holy Cross wins, 2-0: 15

— Teams split, 1-1: 8

Record of Head Coaches in Series

Navy vs. Holy Cross	Overall	PL	PLT
Debra Schlegal, 1992-94	0-7	0-6	0-1
Joe Sanchez, 1995-03	3-18	3-15	0-3
Tom Marryott, 2004-08	1-11	1-9	0-2
Stefanie Pemper, 2009-20	18-9	16-8	2-1
Tim Taylor, 2021-pres.			
	22-45	20-38	2-7

Holy Cross vs. Navy	Overall	PL	PLT
Bill Gibbons, 1986-2019	42-22	35-20	7-2
Ann McInerney, 2019-20	3-0	3-0	0-0
Maureen Magarity, 2021-pres.			
	45-22	38-20	7-2

Date	Site	Result	Score
J18, 92	H	L	75-62
F12, 92	A	L	79-47
J27, 93	A	L	76-45
F20, 93	H	L	76-61
J26, 94	H	L	66-63
F19, 94	A	L	91-83
M5, 94	H1	L	83-79
J14, 95	A	L	84-62

F8, 95	H	W	63-62
J17, 96	H	W	62-59
F10, 96	A	L	83-58
M3, 96	A2	L	75-66
J29, 97	H	L	67-65
F22, 97	A	L	79-47
J27, 98	A	L	72-62
F22, 98	H	L	86-75/OT
M4, 98	A3	L	67-60
J17, 99	H	W	81-74
F9, 99	A	L	69-61
M3, 99	A4	L	72-58
J23, 00	A	L	69-57
F19, 00	H	L	80-71
J20, 01	A	L	78-63
F14, 01	H	L	78-77/OT
J8, 02	A	L	82-79/OT
F2, 02	H	L	62-60
J24, 03	H	L	75-66
F23, 03	A	L	67-55
J23, 04	A	W	71-64
F22, 04	H	L	79-60
J21, 05	H	L	73-48
F4, 05	A	L	71-57
M5, 05	A5	L	72-62
J31, 06	H	L	59-55
F14, 06	A	L	65-47
J16, 07	A	L	49-39
F13, 07	H	L	85-80
J23, 08	H	L	62-51
F20, 08	A	L	56-53
M8, 08	N6	L	67-53
J21, 09	A	W	59-50
F18, 09	H	L	67-58
J20, 10	H	W	75-60
F17, 10	A	W	77-69
J19, 11	A	W	53-39
F16, 11	H	W	73-68/OT
J11, 12	H	L	55-38
F8, 12	A	W	73-56
M10, 12	H7	W	57-48
J16, 13	A	W	60-47
F13, 13	H	W	59-35
M16, 13	H8	W	72-53
J25, 14	A	W	60-53
F22, 14	H	W	64-57
M10, 14	H9	L	75-64
J24, 15	H	L	60-44
F21, 15	A	L	48-44
J2, 16	A	L	57-49
J30, 16	H	W	50-49
J2, 17	H	W	57-56
J28, 17	A	W	73-71
J11, 18	A	W	65-58
F7, 18	H	W	62-54
J16, 19	H	W	54-47
F13, 19	A	L	47-44
J4, 20	H	L	58-49
J29, 20	A	L	57-43

1: PLT (SF); Annapolis, Md.

2: PLT (SF); Worcester, Mass.

3: PLT (F); Worcester, Mass.

4: PLT (F); Worcester, Mass.

5: PLT (SF); Worcester, Mass.

6: PLT (QF); West Point, N.Y.

7: PLT (F); Annapolis, Md.

8: PLT (F); Annapolis, Md.

9: PLT (SF); Annapolis, Md.

2021-22 NAVY WOMEN'S BASKETBALL

Navy vs. Lafayette (PL / PLT)

Overall: Navy leads, 53-24 (N, 42-17 / N, 5-1)

at Navy: Navy leads, 33-8 (N, 25-5 / N, 4-0)

at Lafayette: Navy leads, 19-15 (N, 17-12 / 0-0)

at Neutral Site: Tied, 1-1 (0-0 / 1-1)

Annual Series Results

- Navy wins, 2-0: 15
- Lafayette wins, 2-0: 3
- Teams split, 1-1: 11

Record of Head Coaches in Series

Navy vs. Lafayette	Overall	PL	PLT
Dave Smalley, 1978-89	5-5	0-0	0-0
Jerry Hutchison, 1990-91	1-1	0-0	0-0
Debra Schlegal, 1992-94	2-5	1-5	1-0
Joe Sanchez, 1995-03	17-3	15-3	2-0
Tom Marryott, 2004-08	7-3	7-3	0-0
Stefanie Pemper, 2009-20	20-7	18-6	2-1
Tim Taylor, 2021-pres.	1-0	1-0	0-0
	53-24	42-17	5-1

Lafayette vs. Navy	Overall	PL	PLT
Barbara Young, 1976-80	0-1	0-0	0-0
Pat Fisher, 1981-2001	14-20	8-12	0-3
Tammy Smith, 2002-10	5-14	4-14	1-0
Dianne Nolan, 2011-15	2-9	2-8	0-1
Theresa Greutz, 2016-17	0-5	0-4	0-1
Kia Damon-Olson, 2018-pres.	3-4	3-4	0-0
	24-53	17-42	1-5

Date	Site	Result	Score
F16, 80	A	W	85-63
J22, 81	H	W	73-61
J20, 82	H	W	73-45
J19, 83	A	W	54-47
J18, 84	H	L	59-54
J16, 85	A	L	70-57
J15, 86	H	L	74-58
J14, 87	A	L	74-63
J6, 88	H	L	41-38
D8, 88	H	W	67-53
F5, 90	A	L	63-49
J30, 91	H	W	66-47
J29, 92	H	L	80-68
F22, 92	A	L	88-60
J20, 93	H	L	58-47
F13, 93	A	L	72-67
J19, 94	A	L	80-63
F12, 94	H	W	69-57
M3, 94	H1	W	64-63
J11, 95	H	W	65-35
F4, 95	A	W	54-39
M3, 95	N2	W	68-44
J13, 96	A	W	63-60
F7, 96	H	L	51-49
J18, 97	H	W	67-52
F12, 97	A	W	64-60
J17, 98	A	W	70-60
F11, 98	H	W	73-63
F28, 98	H3	W	76-59
J9, 99	H	W	67-54
F3, 99	A	W	75-64
J16, 00	A	L	52-50
F9, 00	H	W	62-54
J17, 01	H	W	77-62
F11, 01	A	L	64-59
J23, 02	H	W	56-55
F16, 02	A	W	50-45

F2, 03	A	W	70-52
F27, 03	H	W	68-66/OT
F1, 04	H	W	71-53
F26, 04	A	W	67-53
J8, 05	H	W	59-46
F23, 05	A	L	68-58
J14, 06	A	W	75-71/OT
F11, 06	H	W	73-63
J13, 07	H	W	55-43
F10, 07	A	L	68-65
J19, 08	A	L	60-44
F16, 08	H	W	53-44
J17, 09	H	W	53-48
F14, 09	A	W	60-57
M8, 09	N4	L	62-55
J16, 10	A	L	46-43
F13, 10	H	W	62-42
J15, 11	H	W	61-52
F12, 11	A	L	58-53
J7, 12	A	W	60-55
F4, 12	H	W	63-47
J13, 13	H	W	62-44
F9, 13	A	W	60-52/OT
M7, 13	H5	W	59-55/OT
J5, 14	A	W	67-53
F1, 14	H	L	70-69
J3, 15	H	W	65-52
J31, 15	A	W	65-60
J16, 16	A	W	65-58/OT
F13, 16	H	W	64-48
J14, 17	H	W	76-41
F11, 17	A	W	68-65
M6, 17	H6	W	53-37
J17, 18	H	W	65-59
F14, 18	A	W	59-43
J23, 19	A	L	55-42
F20, 19	H	W	65-53
J18, 20	A	L	79-52
F29, 20	H	L	62-59/OT
F17, 21	H	W	55-53

Navy vs. Lehigh (PL / PLT)

Overall: Navy leads, 33-32 (L, 30-28 / N, 2-1)

at Navy: Navy leads, 18-14 (N, 15-14 / N, 1-0)

at Lehigh: Lehigh leads, 18-15 (L, 16-13 / T, 1-1)

at Neutral Site: 0-0 (0-0 / 0-0)

Annual Series Results

- Navy wins, 2-0: 10
- Lehigh wins, 2-0: 11
- Teams split, 1-1: 8

Record of Head Coaches in Series

Navy vs. Lehigh	Overall	PL	PLT
Dave Smalley, 1978-89	2-1	0-0	0-0
Jerry Hutchinson, 1990-91	1-0	0-0	0-0
Debra Schlegal, 1992-94	3-3	3-3	0-0
Joe Sanchez, 1995-03	9-10	9-9	0-1
Tom Marryott, 2004-08	5-5	5-5	0-0
Stefanie Pemper, 2009-20	13-13	11-13	2-0
Tim Taylor, 2021-pres.			
	33-32	28-30	2-1

Lehigh vs. Navy	Overall	PL	PLT
-----------------	---------	----	-----

Maureen Frederick, 1982	0-1	0-0	0-0
Muffet McGraw, 1983-84	1-1	0-0	0-0
Jocelyn Beck, 1991-95	3-6	3-5	0-0
Sue Troyan, 1996-pres.	28-25	27-23	1-2
	32-33	30-28	1-2

Date	Site	Result	Score
D8, 81	A	W	76-54
J17, 83	H	W	54-49
D3, 83	A	L	71-60
J22, 91	H	W	69-47
J22, 92	H	W	71-51
F15, 92	A	L	85-70
J13, 93	H	W	77-70
F6, 93	A	W	80-68
J12, 94	H	L	79-69
F5, 94	A	L	68-65
J28, 95	H	W	69-62
F25, 95	A	W	61-59
J31, 96	A	W	61-60
F24, 96	H	W	68-53
J15, 97	A	W	84-49
F8, 97	H	L	80-78/OT
M2, 97	A1	L	70-62
J14, 98	H	W	72-52
F7, 98	A	W	67-62
J23, 99	A	L	69-60
F17, 99	H	W	76-66
J29, 00	H	L	74-70
F23, 00	A	L	72-63
J31, 01	A	W	70-63
F24, 01	H	L	83-65
J16, 02	H	L	52-51
F9, 02	A	L	87-60
J11, 03	H	L	75-72
F13, 03	A	L	68-57
J10, 04	A	L	71-61
F7, 04	H	L	77-53
J15, 05	A	L	65-53
F19, 05	H	W	64-59
J10, 06	A	W	89-82/OT
F7, 06	H	W	49-42
J9, 07	H	W	54-44
F7, 07	A	W	59-46
J16, 08	A	L	55-53
F13, 08	H	L	54-50
J14, 09	H	L	66-63/OT
F11, 09	A	L	66-48
J13, 10	A	L	64-56
F11, 10	H	L	54-53
J12, 11	H	W	63-62
F9, 11	A	L	63-59
J25, 12	H	L	50-46
F22, 12	A	L	57-48
M5, 12	A2	W	64-59
J30, 13	A	W	72-47
F27, 13	H	W	49-34
J22, 14	A	W	73-61
J19, 14	H	W	79-59
M6, 14	H3	W	84-54
J21, 15	H	W	47-44
F18, 15	A	W	50-44
J20, 16	H	L	51-48
F17, 16	A	W	62-54
J18, 17	A	W	66-64
F15, 17	H	W	79-44
J2, 18	A	L	66-63
J27, 18	H	W	53-50
J6, 19	H	L	56-38

2021-22 NAVY WOMEN'S BASKETBALL

F2, 19	A	L	66-55
J2, 20	A	L	70-40
J15, 20	H	L	60-53
1: PLT (SF); Bethlehem, Pa.			
2: PLT (SF); Bethlehem, Pa.			
3: PLT (QF); Annapolis, Md.			

H1: EAIAW Mid-Atlantic Regional; Annapolis, Md.
H2: Navy Classic; Annapolis, Md.
A3: PLT (QF); Baltimore, Md.
H4: PLT (QF); Annapolis, Md.
A5: PLT (QF); Baltimore, Md.

Navy vs. Loyola (Md.) (PL / PLT)

Overall: Navy leads, 23-12 (N, 10-6 / L, 2-1)

at Navy: Navy leads, 14-4 (N, 6-2 / N, 1-0)

at Loyola: Navy leads, 9-8 (L, 4-4 / L, 2-0)

at Neutral Site: 0-0 (0-0 / 0-0)

Annual Series Results

- Navy wins, 2-0: 3
- Loyola wins, 2-0: 1
- Teams split, 1-1: 4

Record of Head Coaches in Series

Navy vs. Loyola	Overall	PL	PLT
Dave Smalley, 1979-88	10-2	0-0	0-0
Stefanie Pemper, 2009-20	11-10	8-6	1-2
Tim Taylor, 2021-pres.	2-0	2-0	0-0
	23-12	10-6	1-2

Loyola vs. Navy	Overall	PL	PLT
Anne McCloskey, 1979-81	1-3	0-0	0-0
James Donahoe, 1982-84	0-3	0-0	0-0
Becky Lovett, 1985-87	1-2	0-0	0-0
Frank Szymanski, 1988-89	0-2	0-0	0-0
Joe Logan, 2009-2021	10-13	6-10	2-1
Danielle O'Banion, 2022-pres.	12-23	6-10	2-1

Date	Site	Result	Score
J26, 79	A	W	85-82/OT
M2, 79	H1	L	71-67
F12, 80	H	W	68-62
F10, 81	A	W	77-63
F9, 82	H	W	79-60
F8, 83	A	W	64-50
F14, 84	H	W	66-63
F17, 85	A	L	72-69
F12, 86	H	W	68-51
F28, 87	A	W	77-53
F24, 88	H	W	77-63
D29, 88	A	W	76-60
N20, 09	H2	W	67-57
D3, 10	H	L	57-54
N13, 11	A	L	42-38
N20, 12	H	W	71-60
J2, 14	H	W	67-44
M1, 14	A	W	74-50
D31, 14	A	L	55-49
F28, 15	H	W	59-50
J13, 16	A	L	51-38
F10, 16	H	W	45-38
M7, 16	A3	L	44-42
J11, 17	H	W	77-51
F8, 17	A	W	55-43
D29, 17	H	W	73-44
F24, 18	A	L	58-40
M5, 18	H4	W	63-55
J3, 19	A	W	58-46
M2, 19	H	L	55-50
M9, 19	A5	L	58-45
F1, 20	H	L	50-44
F26, 20	A	L	64-54
F13, 21	A	W	69-60
F14, 21	H	W	50-46

2021-22 NAVY WOMEN'S BASKETBALL

Navy Game-by-Game vs. Division I, Non-Patriot League Teams

Air Force

(Navy leads, 13-3)

H: 8-0; A: 4-3; N: 1-0

N22, 96	N1	W	52-49
J3, 01	H	W	56-38
J5, 02	A	L	85-69
D29, 03	H	W	73-60
D30, 04	A	L	72-62
D29, 07	H	W	72-69/OT
J3, 09	A	L	65-62
D22, 09	H	W	54-48
D30, 10	A	W	63-62
N28, 11	H	W	71-59
N26, 12	A	W	60-36
D21, 15	H	W	64-46
N29, 16	A	W	64-46
N22, 17	H	W	71-64
D7, 18	A	W	54-47
N27, 19	H	W	67-59

N1: at Gate City Classic; Pocatello, Idaho

Albany

(Tied, 3-3)

H: 2-0; A: 1-2; N: 0-1

F28, 00	A	L	56-50
D9, 00	N1	L	57-56
F5, 01	H	W	66-56
N30, 01	A	W	69-55
J5, 03	H	W	71-63
N23, 03	A	L	77-55

N1: at Hatter Classic; DeLand, Fla.

Appalachian State

(ASU leads, 2-1)

H: 1-1; A: 0-1; N: 0-0

J2, 00	H	L	83-74
D3, 00	A	L	97-78
N21, 01	H	W	72-71

Arkansas

(Arkansas leads, 1-0)

H: 0-0; A: 0-0; N: 0-1

N26, 16	N1	L	70-67
---------	----	---	-------

N1: Nugget Classic; Reno, Nev.

Arizona

(Arizona leads, 1-0)

H: 0-0; A: 0-0; N: 0-1

N29, 03	N1	L	67-61
---------	----	---	-------

N1: Rainbow Wahine Classic; Honolulu, Hawaii

Austin Peay

(Tied, 1-1)

H: 1-0; A: 0-1; N: 0-0

D18, 95	H1	W	95-73
D31, 95	A	L	92-82

H1: Navy Classic

Baylor

(Navy leads, 1-0)

H: 0-0; A: 0-0; N: 1-0

J1, 93	N1	W	81-71
--------	----	---	-------

N1: Holiday Classic; Orlando, Fla.

Brown

(Brown leads, 2-1)

H: 1-1; A: 0-1; N: 0-0

J8, 04	H	L	65-59
J18, 05	A	L	64-54
N29, 13	H1	W	81-61

H1: Navy Classic

Buffalo

(Buffalo leads, 2-1)

H: 1-1; A: 0-1; N: 0-0

D20, 92	H1	W	74-68
D6, 99	H	L	61-46
D30, 00	A	L	69-42

H1: Navy Classic

California

(California leads, 1-0)

H: 0-0; A: 0-1; N: 0-0

N21, 04	A	L	87-55
---------	---	---	-------

Cal Poly

(Tied, 1-1)

H: 1-0; A: 0-1; N: 0-0

D19, 02	H	W	70-66
N19, 04	A	L	72-65

Cal State Northridge

(Navy leads, 1-0)

H: 0-0; A: 1-0; N: 0-0

J6, 96	A	W	58-57/OT
--------	---	---	----------

Canisius

(Canisius leads, 1-0)

H: 0-1; A: 0-0; N: 0-0

D19, 93	H1	L	80-71
---------	----	---	-------

H1: Navy Classic

Charleston Southern

(Navy leads, 4-0)

H: 2-0; A: 2-0; N: 0-0

J9, 92	H	W	77-56
D3, 94	A	W	92-88
D21, 95	H1	W	82-61
D20, 06	A	W	65-55

H1: Navy Classic

Clemson

(Navy leads, 1-0)

H: 0-0; A: 1-0; N: 0-0

N9, 19	A	W	65-52
--------	---	---	-------

Cleveland State

(Navy leads, 1-0)

H: 1-0; A: 0-0; N: 0-0

D3, 16	H1	W	88-63
--------	----	---	-------

H1: Navy Classic

Coastal Carolina

(Navy leads, 2-0)

H: 1-0; A: 1-0; N: 0-0

J2, 97	A	W	74-63
F9, 98	H	W	60-45

College of Charleston

(Navy leads, 2-1)

H: 1-0; A: 1-1; N: 0-0

D30, 96	A	W	69-59
N16, 01	A	L	93-70
D21, 02	H1	W	76-62

H1: Navy Classic

Colorado

(Colorado leads, 1-0)

H: 0-0; A: 0-1; N: 0-0

D9, 18	A	L	59-43
--------	---	---	-------

Colorado State

(CSU leads, 2-0)

H: 0-1; A: 0-1; N: 0-0

N23, 07	A1	L	59-53
N28, 15	H2	L	82-73/2OT

A1: Rocky Mountain Invitational

H2: Navy Classic

Columbia

(Navy leads, 4-1)

H: 2-0; A: 2-1; N: 0-0

D6, 95	A	W	70-64
D2, 96	H	W	80-63
N26, 00	H	W	89-76
D29, 01	A	W	81-70
N22, 08	A1	L	54-53

N1: Tyler Ugolyn Columbia Classic;

New York, N.Y.

Coppin State

(Navy leads, 2-0)

H: 2-0; A: 0-0; N: 0-0

J3, 95	H	W	76-56
D20, 97	H1	W	67-39

H1: Navy Classic

Cornell

(Navy leads, 2-0)

H: 1-0; A: 1-0; N: 0-0

D11, 95	A	W	82-58
J5, 97	H	W	70-50

Dartmouth

(Tied, 1-1)

H: 1-0; A: 0-1; N: 0-0

D11, 79	H	W	71-69
J17, 81	A1	L	72-60

A1: Dartmouth-Burger King Invitational

Davidson

(Tied, 1-1)

H: 1-0; A: 0-1; N: 0-0

J6, 93	H	W	90-65
D8, 94	A	L	75-53

Dayton

(Dayton leads, 2-0)

H: 0-1; A: 0-1; N: 0-0

N25, 08	H	L	64-58/OT
J5, 10	A	L	84-54

Delaware

(Delaware leads, 7-4)

H: 3-2; A: 1-4; N: 0-1

J9, 80	H	L	69-52
D2, 80	H	W	63-56
D2, 81	A	W	67-57
D1, 82	H	W	62-52
N30, 83	A	L	64-53
N27, 88	N1	L	63-54
N14, 97	H	W	77-55
D7, 98	A	L	74-67
D5, 03	A	L	69-57
D11, 09	A	L	67-50
D5, 10	H	L	60-55

N1: Seton Hall Tournament; South Orange, N.J.

Delaware State

(Navy leads, 6-2)

H: 4-1; A: 1-1; N: 0-0

D9, 78	A	W	81-51
D1, 95	N1	W	72-68
D15, 02	H	W	60-55
D23, 04	H2	W	57-36
J3, 05	A	L	50-43
D9, 05	H	L	53-45
N30, 08	H	W	55-45
N24, 09	A	W	52-43

N1: Lady Flames Classic; Lynchburg, Va.
H2: Navy Classic

DePaul

(DePaul leads, 1-0)

H: 0-0; A: 0-0; N: 0-1

M19, 11	N1	L	56-43
---------	----	---	-------

N1: NCAA Tournament; University Park, Pa.

Drexel

(Navy leads, 3-2)

H: 3-0; A: 0-2; N: 0-0

D30, 87	A	L	81-48
F6, 89	H	W	78-65
J29, 90	A	L	62-58
J16, 91	H	W	79-59
D20, 96	H1	W	68-57

H1: Navy Classic

Duquesne

(Navy leads, 2-1)

H: 1-0; A: 0-1; N: 1-0

J30, 82	A	L	64-63
F6, 83	H	W	68-63
D7, 92	N1	W	63-47

N1: Harris Teeter Carolina Classic; Chapel Hill, N.C.

East Carolina

(Navy leads, 1-0)

H: 1-0; A: 0-0; N: 0-0

N30, 12	H1	W	57-48
---------	----	---	-------

H1: Navy Classic

2021-22 NAVY WOMEN'S BASKETBALL

Eastern Illinois

(Tied, 1-1)

H: 1-0; A: 0-1; N: 0-0

N29, 02 A L 77-72

D20, 03 H1 W 88-62

H1: Navy Classic

Eastern Michigan

(Navy leads, 1-0)

H: 1-0; A: 0-0; N: 0-0

N26, 96 H1 W 76-69

H1: Navy Tip-Off Classic

Elon

(Navy leads, 2-1)

H: 1-0; A: 1-1; N: 0-0

N14, 09 A1 W 68-61

N16, 14 A L 69-56

N24, 15 H W 73-70/2OT

A1: Phoenix Classic

Fairfield

(Fairfield leads, 1-0)

H: 0-0; A: 0-1; N: 0-0

D4, 19 A L 66-52

Florida

(Florida leads, 2-0)

H: 0-0; A: 0-0; N: 0-2

N21, 81 N1 L 92-67

N27, 10 N2 L 52-43

N1: Virginia Tip-Off; Charlottesville, Va.

N2: Dead River Company Classic;

Orono, Maine

Florida Atlantic

(Navy leads, 1-0)

H: 0-0; A: 1-0; N: 0-0

N18, 05 A1 W 68-64

A1: FAU Tip-Off Classic

Fordham

(Fordham leads, 8-5)

H: 2-3; A: 3-4; N: 0-1

F1, 92 A L 73-63

F29, 92 H L 65-62

J30, 93 H L 64-56

F27, 93 A W 63-61

M2, 93 A1 L 55-41

J29, 94 A W 77-75

F26, 94 H L 88-68

J25, 95 A L 66-47

F19, 95 H W 63-52

M5, 95 N2 L 70-55

J2, 08 H W 55-45

J5, 09 A W 70-66/OT

D29, 11 A3 L 47-43

A1: Patriot League Tournament

(Quarterfinal)

N2: Patriot League Tournament

(Semifinal); West Point, N.Y.

A3: Fordham Holiday Classic

Fresno State

(Navy leads, 1-0)

H: 1-0; A: 0-0; N: 0-0

D22, 02 H1 W 68-66

H1: Navy Classic

Furman

(Furman leads, 1-0)

H: 0-1; A: 0-0; N: 0-0

D21, 00 H1 L 89-47

H1: Navy Classic

George Mason

(Navy leads, 8-7)

H: 6-2; A: 2-5; N: 0-0

D9, 77 H W 78-65

D5, 78 A W 74-59

D6, 79 H W 90-70

D12, 81 H L 66-65

D7, 82 A L 71-62

D6, 83 H W 61-51

D5, 84 A L 60-57

D2, 85 H W 69-63

J12, 87 A W 80-63

J23, 88 H W 67-58

J11, 89 A L 69-44

N25, 14 H W 84-79

D20, 16 A L 68-64/OT

D19, 19 H L 67-58

N29, 20 A L 72-68

George Washington

(George Washington leads, 9-3)

H: 2-4; A: 1-5; N: 0-0

J14, 78 H L 69-68

J23, 79 A A L 73-62

J17, 80 H W 58-52

J14, 81 A L 69-65

J14, 82 H W 59-58

J12, 83 A L 55-50

F7, 84 H L 63-62

J30, 85 A L 81-66

J28, 86 H L 54-45

D8, 86 A L 75-55

D1, 87 H L 55-51

M17, 17 A1 W 61-51/OT

A1: WNIT

Georgetown

(Georgetown leads, 9-2)

H: 1-5; A: 0-4; N: 1-0

F4, 78 H W 82-80/2OT

J13, 79 A L 67-59

F5, 80 H L 74-69

J27, 81 H L 71-63

D4, 87 N1 W 67-64

J3, 89 H L 58-55

J20, 90 A L 78-50

F6, 91 H L 82-67

D3, 92 A L 100-74

D4, 06 H L 51-34

N20, 07 A L 81-56

N1: Princeton Invitational; Princeton, N.J.

Gonzaga

(Navy leads, 1-0)

H: 0-0; A: 0-0; N: 1-0

N23, 96 N1 W 58-55

N1: Gate City Classic; Pocatello, Idaho

Grand Canyon

(Navy leads, 1-0)

H: 1-0; A: 0-0; N: 0-0

N29, 14 H1 W 60-51

H1: Navy Classic

Harvard

(Tied, 1-1)

H: 1-0; A: 0-1; N: 0-0

J2, 10 A L 71-55

N20, 10 H1 W 65-60

H1: Navy Classic

High Point

(Tied, 2-2)

H: 0-2; A: 0-0; N: 2-0

J3, 91 N1 W 78-54

N20, 00 H L 89-76

N13, 09 N2 W 70-67/OT

D1, 12 H3 L 63-47

N1: West Florida Classic; Pensacola, Fla.

N2: Phoenix Classic; Elon, N.C.

H3: Navy Classic

Hofstra

(Hofstra leads, 2-1)

H: 1-1; A: 1-0; N: 0-0

M9, 82 H1 L 77-76

N13, 15 A L 65-63

N18, 16 H W 78-69

H1: EAIW Mid-Atlantic Regional

Houston Baptist

(Navy leads, 1-0)

H: 1-0; A: 0-0; N: 0-0

D2, 11 H1 W 67-31

H1: Navy Classic

Howard

(Navy leads, 5-3)

H: 2-1; A: 2-2; N: 1-0

J5, 93 A W 71-58

D7, 93 H L 72-68

D5, 94 A L 90-82

N18, 06 N1 W 77-67

N14, 07 H W 71-50

N16, 08 A W 59-49

J4, 11 H W 58-45

D11, 11 A L 60-50

D16, 20 A - -/-

N1: Seton Hall Basketball Classic;

South Orange, N.J.

Iona

(Navy leads, 3-2)

H: 2-1; A: 1-1; N: 0-0

N19, 97 H W 65-50

D7, 97 A W 61-49

N9, 12 A L 74-64

N17, 13 H L 64-61

N21, 16 H W 73-68

Jackson State

(Navy leads, 1-0)

H: 0-0; A: 0-0; N: 1-0

N24, 12 N1 W 72-48

N1: Husky Classic; Houston, Texas

Jacksonville

(Jacksonville leads, 2-1)

H: 0-1; A: 1-1; N: 0-0

N18, 01 A W 75-65

D8, 02 H L 75-73

D18, 04 A L 63-59

James Madison

(JMU leads, 1-0)

H: 0-0; A: 0-1; N: 0-0

J11, 85 A1 L 60-53

A1: James Madison Invitational

Kansas

(Kansas leads, 1-0)

H: 0-0; A: 0-1; N: 0-0

D13, 15 A L 61-54/OT

Kennesaw State

(Navy leads, 1-0)

H: 1-0; A: 0-0; N: 0-0

N30, 19 H1 W 82-62

H1: Navy Classic

Kent State

(Kent State leads, 1-0)

H: 0-0; A: 0-0; N: 0-1

N24, 07 N1 L 53-47

N1: Rocky Mountain Invitational;

Fort Collins, Colo.

Kentucky

(Kentucky leads, 1-0)

H: 0-0; A: 0-0; N: 0-1

M24, 13 N1 L 61-41

N1: NCAA Tournament; Queens, N.Y.

La Salle

(Navy leads, 1-0)

H: 1-0; A: 0-0; N: 0-0

D1, 19 H1 W 61-46

H1: Navy Classic

Liberty

(Navy leads, 5-2)

H: 2-2; A: 3-0; N: 0-0

D9, 83 H L 90-86/OT

J7, 87 A W 83-58

J7, 92 H W 92-89/OT

D7, 93 A W 54-45

D2, 95 A1 W 55-47

N21, 09 H2 L 55-43

D4, 16 H3 W 67-66

A1: Lady Flames Classic

H2: Navy Classic

H3: Navy Classic

Long Island

(Navy leads, 4-2)

H: 2-1; A: 2-1; N: 0-0

N29, 95 A W 76-65

D9, 96 H W 81-59

J2, 06 H W 72-68

N28, 06 A L 51-49

D2, 15 H L 68-66/OT

D20, 17 A W 79-47

2021-22 NAVY WOMEN'S BASKETBALL

Longwood

(Navy leads, 9-2)

H: 7-0; A: 2-1; N: 0-1

D7, 84	H	W	63-56
D2, 86	A	L	70-65
J20, 88	H	W	70-51
J28, 89	H	W	74-65
F20, 89	H	W	75-62
J24, 90	A	W	75-68
F28, 90	H	W	92-75
D2, 90	N1	L	74-70
J12, 91	H	W	75-69
F3, 91	A	W	84-73
F25, 91	H	W	74-62

N1: West Chester Dial Classic; W.Chester, Pa.

Louisiana-Lafayette

(La.-Lafayette leads, 1-0)

H: 0-0; A: 0-1; N: 0-0

N27, 99	A	L	71-57
---------	---	---	-------

Loyola (Ill.)

(Navy leads, 1-0)

H: 1-0; A: 0-0; N: 0-0

J3, 98	H	W	80-59
--------	---	---	-------

Loyola Marymount

(LMU leads, 1-0)

H: 0-0; A: 0-1; N: 0-0

J3, 96	A	L	78-63
--------	---	---	-------

Maine

(Tied 2-2)

H: 1-0; A: 1-2; N: 0-0

J2, 88	A	L	92-55
N26, 10	A1	W	65-43
D3, 11	H2	W	73-56
N24, 19	A	L	46-41

A1: Dead River Company Classic

H2: Navy Classic

Manhattan

(Manhattan leads, 1-0)

H: 0-0; A: 0-0; N: 0-1

N26, 88	N1	L	54-51
---------	----	---	-------

N1: Seton Hall Tournament; South Orange, N.J.

Marist

(Tied, 2-2)

H: 1-1; A: 1-1; N: 0-0

D30, 00	A	L	66-55
D1, 01	H	W	66-59
N10, 17	A	W	77-70
N11, 18	H	L	72-48

Marquette

(Marquette leads, 2-0)

H: 0-0; A: 0-2; N: 0-0

D29, 06	A	L	67-40
D19, 12	A	L	73-65

Marshall

(Navy leads, 3-2)

H: 1-1; A: 2-1; N: 0-0

D5, 01	A	W	71-61
N12, 06	H	L	74-47
D16, 07	A	L	70-58
D30, 12	H	W	67-51
D29, 13	A	W	72-68

Maryland

(Maryland leads, 1-0)

H: 0-0; A: 0-1; N: 0-0

M17, 12	A1	L	59-44
---------	----	---	-------

A1: NCAA Tournament

Maryland Eastern Shore

(Navy leads, 6-1)

H: 6-0; A: 0-1; N: 0-0

F1, 78	H	W	73-58
J23, 80	H	W	86-45
F3, 81	H	W	92-60
F16, 82	H	W	72-51
N29, 90	A	L	62-60
D9, 91	H	W	63-55
D19, 01	A1	W	67-54

A1: Navy Classic

McNeese State

(Tied, 1-1)

H: 1-0; A: 0-1; N: 0-0

N29, 99	A	L	55-47
D20, 00	H1	W	74-65/OT

H1: Navy Classic

Milwaukee

(UWM leads, 1-0)

H: 0-0; A: 0-0; N: 0-1

N30, 97	N1	L	79-76
---------	----	---	-------

N1: Minnesota Dial Classic; Minneapolis, Minn.

Minnesota

(Minnesota leads, 1-0)

H: 0-0; A: 0-1; N: 0-0

N24, 13	A	L	62-55
---------	---	---	-------

Mississippi

(Navy leads, 1-0)

H: 1-0; A: 0-0; N: 0-0

D20, 98	H1	W	74-71
---------	----	---	-------

H1: Navy Classic

Monmouth

(Series tied, 2-2)

H: 1-0; A: 0-1; N: 1-1

D31, 92	N1	W	78-72
N19, 05	N2	L	88-79
N30, 17	H	W	73-49
D19, 18	A	L	68-67

N1: Holiday Classic; Orlando, Fla.

N2: FAU Tip-Off Classic; Boca Raton, Fla.

Morehead State

(Navy leads, 2-0)

H: 2-0; A: 0-0; N: 0-0

D20, 95	H1	W	77-65
D22, 04	H2	W	69-46

H1: Navy Classic

H2: Navy Classic

Morgan State

(Morgan State leads, 8-7)

H: 5-3; A: 2-3; N: 0-2

F18, 79	H	L	66-62
F23, 79	N1	L	65-61
F20, 80	H	L	82-72
F25, 81	A	L	91-58
F25, 82	H	W	72-53
F21, 83	A	W	77-71
J14, 84	N2	L	77-57
F21, 84	H	L	62-59
F19, 85	A	W	83-72
N25, 95	H3	W	80-64
J13, 99	H	W	56-43
J18, 00	A	L	80-61
N25, 03	H	W	80-47
D6, 05	H	W	79-50
D18, 20	A	L	67-63

N1: MAIAW Tournament; Towson, Md.

N2: Davis & Elkins Tournament; Elkins, W.Va.

H3: Navy Tip-Off Classic

Mount St. Mary's

(Mount St. Mary's leads, 18-9)

H: 7-5; A: 1-10; N: 1-3

F11, 78	H	L	64-56
J10, 79	H	L	62-58
F11, 79	A	W	59-51
F24, 79	N1	W	71-58
M3, 79	H2	W	60-47
F10, 80	H	W	76-60
F15, 81	A	L	54-53
M7, 81	A3	L	50-48
N20, 81	N4	L	61-48
F7, 82	H	L	76-66
N23, 82	A	L	66-48
D3, 82	N5	L	69-48
N28, 83	H	W	59-56
N20, 84	A	L	73-58
F18, 86	H	L	62-57
F17, 87	A	L	70-53
F16, 88	H	L	80-65
N22, 88	N6	L	72-62
F8, 89	A	L	77-70
N22, 91	A7	L	63-50
D21, 97	H8	W	71-66
N29, 05	A	L	80-72
N25, 06	H	W	57-46
D8, 10	H	W	63-46
N26, 11	A	L	52-45
D8, 12	A	L	53-45
D3, 13	H	W	63-55

N1: MAIAW Tournament; Towson, Md.

H2: EAIWA Mid-Atlantic Regional

A3: EAIWA Mid-Atlantic Regional

N4: Virginia Tip-Off; Charlottesville, Va.

N5: Cavalier Classic; Charlottesville, Va.

N6: West Chester Tournament; West Chester, Pa.

A7: Mount St. Mary's Tip-Off

H8: Navy Classic

Murray St.

(Murray St. leads, 2-0)

H: 0-1; A: 0-1; N: 0-0

D29, 94	A	L	71-67/OT
D21, 96	H1	L	70-61

H1: Navy Classic

Nevada

(Navy leads, 2-0)

H: 0-0; A: 2-0; N: 0-0

N22, 98	A1	W	70-65
N25, 16	A2	W	79-62

A1: DANKA Classic

A2: Nugget Classic

New Hampshire

(New Hampshire leads, 1-0)

H: 0-1; A: 0-0; N: 0-0

N25, 98	H	L	68-64
---------	---	---	-------

New Mexico State

(New Mexico leads, 1-0)

H: 0-0; A: 0-1; N: 0-0

D10, 17	A	L	94-87/OT
---------	---	---	----------

NJIT

(Navy leads, 2-0)

H: 1-0; A: 1-0; N: 0-0

N14, 10	A	W	72-55
J3, 12	H	W	67-51

Niagara

(Tied, 1-1)

H: 0-1; A: 0-0; N: 1-0

J7, 83	N1	W	55-43
N27, 94	H2	L	68-56

N1: IUP Tournament; Indiana, Pa.

H2: Navy Tip-Off Classic

Nicholls State

(Navy leads, 1-0)

H: 0-0; A: 1-0; N: 0-0

D30, 93	A	W	71-66
---------	---	---	-------

Norfolk State

(Tied, 1-1)

H: 1-0; A: 0-1; N: 0-0

N17, 17	H	W	70-51
N18, 18	A	L	65-58

North Carolina

(UNC leads, 2-0)

H: 0-0; A: 0-2; N: 0-0

D6, 91	A1	L	97-61
N11, 19	A	L	80-40

A1: Harris Teeter Carolina Classic

North Carolina A&T

(Navy leads, 4-2)

H: 4-0; A: 0-2; N: 0-0

D19, 98	H1	W	67-52
N22, 05	H	W	80-69
D18, 06	A	L	64-59
N14, 14	A	L	52-47
N22, 15	H	W	52-48
N25, 18	H1	W	72-49

H1: Navy Classic

2021-22 NAVY WOMEN'S BASKETBALL

North Dakota State (Navy leads, 1-0)

H: 1-0; A: 0-0; N: 0-0
 N25, 17 H1 W 67-54
 H1: Navy Tip-Off Classic

North Texas (UNT leads, 1-0)

H: 0-0; A: 0-0; N: 0-1
 N11, 07 N1 L 56-45
 N1: Winthrop Classic; Rock Hill, S.C.

Ohio (Ohio leads, 3-2)

H: 0-2; A: 2-1; N: 0-0
 J2, 03 A W 67-52
 N10, 06 A L 72-49
 J5, 08 H L 81-52
 N14, 08 H L 63-48
 N16, 09 A W 55-51

Old Dominion (ODU leads, 1-0)

H: 0-0; A: 0-1; N: 0-0
 M20, 14 A1 L 68-60
 A1: WNIIT; Norfolk, Va.

Oral Roberts (Navy leads, 1-0)

H: 0-0; A: 1-0; N: 0-0
 F22, 13 A W 89-64

Oregon (Oregon leads, 1-0)

H: 0-0; A: 0-1; N: 0-0
 D6, 14 A L 72-64

Penn (Series tied, 5-5)

H: 4-2; A: 1-3; N: 0-0
 J12, 81 H W 81-72
 N28, 87 H W 75-62
 J21, 89 A L 73-67
 N26, 96 H W 59-50
 D5, 97 A W 70-66
 D5, 08 A L 61-58
 D6, 09 H W 65-51
 N22, 14 H L 60-51
 D5, 15 A L 57-43
 N24, 18 H1 L 65-61
 H1: Navy Classic

Portland State (Portland State leads, 1-0)

H: 0-0; A: 0-1; N: 0-0
 D5, 14 A L 56-50

Princeton (Navy leads, 5-4)

H: 3-1; A: 2-3; N: 0-0
 D5, 87 A1 W 65-53
 D4, 90 H W 80-65
 D2, 91 A L 81-61
 N21, 99 H W 67-63
 J5, 01 A W 67-45
 D10, 10 A L 74-61
 D9, 11 H W 65-52
 J8, 13 A L 70-50
 D6, 13 H L 73-57

A1: Princeton Invitational

Providence (Navy leads, 2-1)

H: 1-0; A: 1-0; N: 0-1
 N22, 02 N1 L 70-62
 D10, 04 H W 72-42
 D2, 05 A W 67-61
 N1: Bank North Classic; Burlington, Vt.

Radford (Tied, 3-3)

H: 2-0; A: 1-2; N: 0-1
 N23, 91 N1 L 80-66
 F4, 04 A W 74-68
 J5, 05 A L 59-51
 D19, 05 H W 71-65
 N30, 07 A L 63-51
 D22, 08 H W 61-44
 N1: Mount St. Mary's Tip-Off; Emmitsburg, Md.

Rice (Rice leads, 1-0)

H: 0-0; A: 0-0; N: 0-1
 N9, 07 N1 L 63-52
 N1: Winthrop Classic; Rock Hill, S.C.

Richmond (Richmond leads, 6-3)

H: 1-2; A: 2-4; N: 0-0
 F13, 82 A W 63-58
 J15, 83 H L 52-50
 F11, 84 A L 64-41
 F9, 85 H W 64-61/OT
 F5, 86 A L 75-61
 N11, 11 H L 56-39
 J4, 13 A L 65-59
 D6, 17 A W 76-56
 D2, 20 A L 65-49

Rider (Navy leads, 5-0)

H: 3-0; A: 2-0; N: 0-0
 N18, 07 H W 68-58
 D19, 08 A W 71-64
 N30, 13 H1 W 75-64
 N12, 17 H W 63-44
 D2, 18 A W 66-60
 H1: Navy Classic

Robert Morris (Navy leads, 1-0)

H: 0-0; A: 1-0; N: 0-0
 N21, 03 A W 68-58

Sacramento State (Navy leads, 2-0)

H: 1-0; A: 1-0; N: 0-0
 N23, 97 H W 70-43
 N19, 98 A W 75-71

Saint Francis (Pa.) (SF leads, 3-2)

H: 1-1; A: 1-2; N: 0-0
 D1, 92 A W 82-69
 D9, 93 H L 81-77
 D31, 97 A1 L 82-64
 D1, 06 A L 64-56
 N28, 08 H W 76-66
 A1: Red Flash Classic

Saint Joseph's (Tied, 1-1)

H: 1-0; A: 0-1; N: 0-0
 D31, 18 H W 49-48
 D30, 19 A L 49-40

Saint Peter's (N.J.) (Navy leads, 3-3)

H: 2-1; A: 2-2; N: 0-0
 M1, 80 A1 L 83-67
 D1, 98 H L 61-58
 N24, 99 A L 71-53
 N17, 12 H W 64-53
 N19, 13 A W 70-51
 D21, 14 H W 71-35
 N15, 15 A W 50-39
 A1: EAIW Mid-Atlantic Regional

Samford (Navy leads, 1-0)

H: 0-0; A: 0-0; N: 1-0
 N28, 98 N1 W 63-55
 N1: Georgia Tech Classic; Atlanta, Ga.

San Diego State (SDSU leads, 2-0)

H: 0-0; A: 0-2; N: 0-0
 N25, 01 A L 73-69
 D18, 07 A L 91-33

San Jose State (Navy leads, 1-0)

H: 0-0; A: 0-0; N: 1-0
 N21, 98 N1 W 76-48
 N1: DANKA Classic; Reno, Nev.

Seattle (Seattle leads, 1-0)

H: 0-0; A: 0-1; N: 0-0
 J1, 11 A L 62-50

Seton Hall (Seton Hall leads, 1-0)

H: 0-1; A: 0-0; N: 0-0
 D21, 04 H1 L 60-53
 H1: Navy Classic

Siena (Navy leads, 3-1)

H: 2-0; A: 1-0; N: 0-1
 M5, 83 N1 L 69-59
 N12, 10 A W 57-43
 D7, 11 H W 61-50
 N27, 15 H2 W 59-58/OT
 N1: EAIW Mid-Atlantic Regional; Buffalo, N.Y.
 H2: Navy Classic

South Carolina State (SCSU leads, 1-0)

H: 0-1; A: 0-0; N: 0-0
 D17, 94 H1 L 60-58
 H1: Navy Classic

Southeastern Louisiana (SE La. leads, 1-0)

H: 0-0; A: 0-1; N: 0-0
 D28, 93 A L 76-73

St. Bonaventure (SBU leads, 3-1)

H: 1-2; A: 0-1; N: 0-0
 J7, 93 H L 84-77
 D4, 04 A L 61-57
 D19, 05 H L 57-48
 N26, 17 H W 86-48
 H1: Navy Tip-Off Classic

St. Francis (N.Y.) (Navy leads, 6-0)

H: 3-0; A: 3-0; N: 0-0
 D18, 93 H1 W 74-58
 N30, 94 A W 64-58
 D30, 95 H W 66-54
 D6, 96 A W 64-33
 D31, 03 H W 79-53
 N27, 05 A W 52-48
 H1: Navy Classic

Stetson (Tied, 1-1)

H: 0-0; A: 1-1; N: 0-0
 D10, 00 A1 L 87-82
 J2, 07 A W 61-56
 A1: at Hatter Classic; DeLand, Fla.

Stony Brook (SB leads, 3-1)

H: 1-1; A: 0-2; N: 0-0
 J8, 00 A L 56-38
 F12, 00 H L 68-59
 N11, 12 A L 44-40
 N10, 13 H W 72-54

Syracuse (Syracuse leads, 1-0)

H: 0-0; A: 0-0; N: 0-1
 N30, 03 N1 L 60-46
 N1: Rainbow Wahine Classic; Honolulu, Hawaii

TCU (TCU leads, 1-0)

H: 0-0; A: 0-0; N: 0-1
 D30, 92 N1 L 91-60
 N1: Holiday Classic; Orlando, Fla.

Temple (Navy leads, 1-0)

H: 0-0; A: 0-0; N: 1-0
 N21, 80 N1 W 74-69
 N1: Virginia Tip-Off; Charlottesville, Va.

Tennessee (Tennessee leads, 1-0)

H: 0-0; A: 0-1; N: 0-0
 N13, 16 A L 85-55

2021-22 NAVY WOMEN'S BASKETBALL

Texas
(Texas leads, 1-0)
 H: 0-0; A: 0-0; N: 0-1
 N28, 03 N1 L 97-46
 H1: Rainbow Wahine Classic;
 Honolulu, Hawaii

Texas State
(Tied, 1-1)
 H: 0-0; A: 0-0; N: 1-1
 N29, 97 N1 W 66-55
 N21, 08 N2 L 77-58
 N1: Minnesota Dial Classic;
 Minneapolis, Minn.
 N2: Tyler Ugolyn Columbia Classic;
 New York, N.Y.

Towson
(Towson leads, 12-9)
 H: 5-3; A: 4-7; N: 0-2
 F23, 78 N1 L 67-53
 F6, 79 H W 63-56
 F22, 79 A2 W 76-67
 F15, 80 A L 65-58
 F18, 81 H W 68-55
 J30, 83 A3 W 50-48
 J26, 84 H L 56-51
 F11, 85 A L 76-62
 F10, 86 H L 75-64
 F12, 87 A W 77-64
 J18, 88 H L 66-60
 J23, 89 A L 75-71
 N26, 91 H W 62-60
 J4, 94 A L 81-61
 D30, 97 N4 L 84-75
 N28, 01 A L 55-54
 N26, 02 H W 70-57
 D9, 08 A L 65-53
 D13, 09 H L 56-43
 N8, 13 A W 56-55
 D2, 14 H W 55-51
 N1: MAIAW Tournament; Baltimore, Md.
 A2: MAIAW Tournament
 A3: TSU Invitational
 N4: Red Flash Classic; Loretto, Pa.

Troy
(Tied, 1-1)
 H: 1-0; A: 0-1; N: 0-0
 N27, 04 H W 80-66
 J4, 06 A L 89-87 (2OT)

UC Davis
(UC Davis leads, 1-0)
 H: 0-0; A: 0-0; N: 0-1
 N23, 12 N1 L 66-63/OT
 N1: Husky Classic; Houston, Texas

UMBC
(Navy leads, 14-13)
 H: 8-6; A: 4-7; N: 2-0
 J11, 78 H W 69-44
 F16, 79 H W 83-33
 J29, 83 N1 W 63-57
 F18, 84 A W 64-60
 N30, 84 H W 74-58
 M8, 85 N2 W 60-59
 F8, 86 A L 64-55
 F2, 87 H L 63-61

F26, 88 A W 70-67
 J9, 90 H L 81-79
 F9, 91 A L 69-53
 F10, 92 H W 82-63
 F22, 94 A L 65-61
 D4, 96 H W 63-33
 D8, 99 H W 50-46
 N22, 00 A L 67-56
 D16, 01 H W 47-45
 D4, 02 A W 52-40
 D3, 03 H W 60-41
 D1, 04 A L 59-46
 D30, 05 H L 71-44
 D6, 06 A W 74-56
 D5, 07 H L 59-51
 D3, 08 A L 85-77
 D2, 09 A L 59-51
 D21, 10 H L 65-56
 D20, 11 H L 54-46
 N1: Towson Invitational; Towson, Md.
 N2: ECAC Division II Southern Playoffs;
 Lock Haven, Pa.

UNC Greensboro
(Tied, 1-1)
 H: 1-1; A: 0-0; N: 0-0
 D10, 88 H L 73-66
 N28, 14 H1 W 71-64
 H1: Navy Classic

UNC Wilmington
(Navy leads, 3-1)
 H: 3-0; A: 1-0; N: 0-0
 J9, 86 H W 53-46
 J31, 87 H W 73-70
 D5, 93 A L 77-67
 N26, 94 H1 W 50-42
 H1: Navy Tip-Off Classic

UNLV
(UNLV leads, 1-0)
 H: 0-0; A: 0-1; N: 0-0
 J4, 00 A L 74-56

UMass
(UMass leads, 1-0)
 H: 0-0; A: 0-0; N: 0-1
 N17, 06 N1 L 61-42
 N1: Seton Hall Basketball Classic;
 South Orange, N.J.

UTSA
(UTSA leads, 1-0)
 H: 0-0; A: 0-1; N: 0-0
 N27, 09 A1 L 69-57
 A1: UTSA Thanksgiving Classic

Valparaiso
(Tied, 1-1)
 H: 0-1; A: 1-0; N: 0-0
 J2, 02 H L 71-64
 D1, 02 A W 58-47

VCU
(Navy leads, 1-0)
 H: 0-0; A: 0-0; N: 1-0
 D4, 82 N1 W 73-72
 N1: Cavalier Classic; Charlottesville, Va.

Vermont
(Vermont leads, 1-0)
 H: 0-0; A: 0-1; N: 0-0
 N22, 19 A L 64-56

Villanova
(Villanova leads, 1-0)
 H: 0-1; A: 0-0; N: 0-0
 N19, 10 H1 L 54-41
 H1: Navy Classic

Virginia
(Virginia leads, 2-0)
 H: 0-0; A: 0-2; N: 0-0
 J26, 80 A L 93-67
 N22, 80 A1 L 54-47
 A1: Virginia Tip-Off

Virginia Tech
(Virginia Tech leads, 2-0)
 H: 0-0; A: 0-2; N: 0-0
 M19, 17 A1 L 75-64
 M16, 18 A2 L 56-55
 A1: WNIT
 A2: WNIT

Wake Forest
(Wake Forest leads, 1-0)
 H: 0-0; A: 0-1; N: 0-0
 N11, 16 A L 75-65

Weber State
(Weber St. leads, 1-0)
 H: 0-0; A: 0-0; N: 0-1
 N27, 98 N1 L 77-47
 N1: Georgia Tech Classic; Atlanta, Ga.

Western Carolina
(WCU leads, 2-1)
 H: 1-0; A: 0-2; N: 0-0
 F5, 92 A L 63-60
 N21, 97 H W 84-68
 N13, 98 A L 59-56

Western Illinois
(Navy leads, 1-0)
 H: 0-0; A: 0-0; N: 1-0
 N28, 09 N1 W 67-33
 N1: UTSA Thanksgiving Classic;
 San Antonio, Texas

William & Mary
(Navy leads, 8-7)
 H: 4-3; A: 4-3; N: 0-1
 F23, 80 H W 82-66
 J24, 81 A L 88-84/2OT
 J23, 82 H W 72-47
 J22, 83 A W 71-51
 J15, 84 N1 L 56-46
 J21, 84 H W 63-48
 J19, 85 A W 65-64/OT
 J25, 86 H L 58-53
 J24, 87 A W 67-58
 M2, 92 H L 70-63
 D19, 92 H2 L 55-40
 N30, 93 A L 90-50
 N18, 11 A W 61-58
 D4, 12 H W 69-64
 D13, 20 A L 60-51

N1: Davis & Elkins Tournament;
 Elkins, W.Va.
 H2: Navy Classic

Winthrop
(Navy leads, 2-1)
 H: 2-0; A: 0-1; N: 0-0
 N29, 86 H W 69-54
 D20, 01 H1 W 73-58
 N10, 07 A2 L 47-33
 H1: Navy Classic
 A2: Winthrop Classic

Wofford
(Navy leads, 3-1)
 H: 2-0; A: 1-1; N: 0-0
 D17, 95 H W 59-47
 J27, 96 A L 64-58
 J13, 97 H W 64-51
 J25, 97 A W 67-53

Wyoming
(Wyoming leads, 1-0)
 H: 0-0; A: 0-1; N: 0-0
 J4, 04 A L 69-60

Yale
(Yale leads, 7-4)
 H: 3-3; A: 0-4; N: 1-0
 F3, 79 H W 77-68
 F2, 80 A L 79-76
 F2, 81 H L 58-56
 D2, 88 A L 62-55
 D8, 89 H W 69-63
 D7, 90 A L 85-68
 J4, 92 H L 76-68
 D31, 98 H W 67-66
 J31, 00 H L 58-50
 J15, 01 A L 81-58
 N23, 02 N1 W 77-69
 N1: Bank North Classic; Burlington, Vt.

2021-22 NAVY WOMEN'S BASKETBALL

Navy W-L vs. 2021-22 Division I Conferences

America East	Last Game	22-23
Albany	2003-04	3-3
Binghamton	—	—
Hartford	—	—
Maine	2019-20	2-2
New Hampshire	1998-99	0-1
NJIT	2011-12	2-0
Stony Brook	2013-14	1-3
UMass-Lowell	—	—
UMBC	2011-12	14-13
Vermont	2019-20	0-1

American Athletic	Last Game	2-0
UCF	—	—
Cincinnati	—	—
East Carolina	2012-13	1-0
Houston	—	—
Memphis	—	—
South Florida	—	—
SMU	—	—
Temple	1980-81	1-0
Tulane	—	—
Tulsa	—	—
Wichita State	—	—

Atlantic Coast	Last Game	1-7
Boston College	—	—
Clemson	2019-20	1-0
Duke	—	—
Florida State	—	—
Georgia Tech	—	—
Louisville	—	—
Miami (Fla.)	—	—
North Carolina	2019-20	0-2
North Carolina State	—	—
Notre Dame	—	—
Pittsburgh	—	—
Syracuse	2003-04	0-1
Virginia	1980-81	0-2
Virginia Tech	2016-17	0-1
Wake Forest	2016-17	0-1

Atlantic Sun	Last Game	8-5
Bellarmine	---	---
Central Arkansas	—	—
Eastern Kentucky	—	—
Florida Gulf Coast	—	—
Jacksonville	2004-05	1-2
Jacksonville State	—	—
Kennesaw State	2019-20	1-0
Liberty	2016-17	5-2
Lipscomb	—	—
North Alabama	---	---
North Florida	—	—
Stetson	2006-07	1-1

Atlantic 10	Last Game	26-39
Davidson	1994-95	1-1
Dayton	2009-10	0-2
Duquesne	1992-93	2-1
Fordham	2011-12	5-8
George Mason	2020-21	8-7
George Washington	2016-17	3-9
La Salle	2019-20	1-0
Richmond	2020-21	3-6
Rhode Island	—	—
Saint Joseph's	2019-20	1-1
Saint Louis	—	—
St. Bonaventure	2017-18	1-3
UMass	2006-07	0-1
VCU	1982-83	1-0

Big East	Last Game	4-15
Butler	—	—
Connecticut	—	—
Creighton	—	—
DePaul	2010-11	0-1
Georgetown	2007-08	2-9
Marquette	2012-13	0-2
Providence	2005-06	2-1
Seton Hall	2003-04	0-1
St. John's (N.Y.)	—	—
Villanova	2010-11	0-1
Xavier	—	—

Big Sky	Last Game	2-2
Eastern Washington	—	—
Idaho	—	—
Idaho State	—	—
Montana	—	—
Montana St.	—	—
Northern Arizona	—	—
Northern Colorado	—	—
Portland State	2014-15	0-1
Sacramento State	1998-99	2-0
Southern Utah	—	—
Weber State	1998-99	0-1

Big South	Last Game	24-10
Campbell	—	—
Charleston Southern	2006-07	4-0
Gardner-Webb	—	—
Hampton	—	—
High Point	2012-13	2-2
Longwood	1990-91	9-2
North Carolina A&T	2018-19	4-2
Presbyterian	—	—
Radford	2008-09	3-3
UNC Asheville	—	—
USC-Upstate	—	—
Winthrop	2007-08	2-1

Big Ten	Last Game	0-2
Illinois	—	—
Indiana	—	—
Iowa	—	—
Maryland	2011-12	0-1
Michigan	—	—
Michigan St.	—	—
Minnesota	2013-14	0-1
Nebraska	—	—
Northwestern	—	—
Ohio State	—	—
Penn State	—	—
Purdue	—	—
Rutgers	—	—
Wisconsin	—	—

Big 12	Last Game	1-3
Baylor	1992-93	1-0
Iowa State	—	—
Kansas	2015-16	0-1
Kansas State	—	—
Oklahoma	—	—
Oklahoma State	—	—
Texas	2003-04	0-1
TCU	1992-93	0-1
Texas Tech	—	—
West Virginia	—	—

Big West	Last Game	2-2
UC Davis	2012-13	0-1
UC Irvine	—	—
Cal Poly	2004-05	1-1
UC Riverside	—	—
UC San Diego	---	---
UC Santa Barbara	—	—
Cal State Bakersfield	—	—
Cal State Fullerton	—	—
Cal State Northridge	1995-96	1-0
Hawai'i	—	—
Long Beach State	—	—

Colonial Athletic	Last Game	32-34
College of Charleston	2002-03	2-1
Delaware	2010-11	4-7
Drexel	1996-97	3-2
Elon	2015-16	2-1
Hofstra	2016-17	1-2
James Madison	1984-85	0-1
Northeastern	—	—
Towson	2014-15	9-12
UNC Wilmington	1994-95	3-1
William & Mary	2020-21	8-7

Conference USA	Last Game	4-6
Charlotte	—	—
Florida Atlantic	2005-06	1-0
Florida International	—	—
Louisiana Tech	—	—
Marshall	2013-14	3-2
Middle Tennessee State	—	—
North Texas	2007-08	0-1
Old Dominion	2013-14	0-1
Rice	2007-08	0-1
Southern Mississippi	—	—
UAB	—	—
UTEP	—	—
UTSA	2009-10	0-1

W. Kentucky	—	—
-------------	---	---

Horizon	Last Game	2-1
Cleveland State	2016-17	1-0
Detroit	—	—
Green Bay	—	—
IUPUI	—	—
Milwaukee	1997-98	0-1
Northern Kentucky	—	—
Oakland	—	—
Purdue Fort Wayne	—	—
Robert Morris	2003-04	1-0
UIC	—	—
Wright St.	—	—
Youngstown State	—	—

Ivy	Last Game	23-21
Brown	2013-14	1-2
Columbia	2008-09	4-1
Cornell	1996-97	2-0
Dartmouth	1980-81	1-1
Harvard	2010-11	1-1
Penn	2018-19	5-5
Princeton	2013-14	5-4
Yale	2002-03	4-7

MAAC	Last Game	20-14
Canisius	1993-94	0-1
Fairfield	2019-20	0-1
Iona	2016-17	3-2
Manhattan	1988-89	0-1
Marist	2018-19	2-2
Monmouth	2018-19	2-2
Niagara	1994-95	1-1
Quinnipiac	—	—
Rider	2018-19	5-0
Saint Peter's	2015-16	4-3
Siena	2015-16	3-1

Mid-American	Last Game	4-6
Akron	—	—
Ball State	—	—
Bowling Green	—	—
Buffalo	2000-01	1-2
Central Michigan	—	—
Eastern Michigan	1996-97	1-0
Kent State	2007-08	0-1
Miami (Ohio)	—	—
Northern Illinois	—	—
Ohio	2009-10	2-3
Toledo	—	—
Western Michigan	—	—

Mid-Eastern Athletic	Last Game	27-16
Coppin State	1997-98	2-0
Delaware State	2009-10	6-2
Howard	2011-12	5-3
Maryland Eastern Shore	2001-02	6-1
Morgan State	2020-21	7-8
Norfolk State	2018-19	1-1
North Carolina Central	—	—
South Carolina St.	1994-95	0-1

2021-22 NAVY WOMEN'S BASKETBALL

Missouri Valley	Last Game	2-1
Bradley	—	—
Drake	—	—
Evansville	—	—
Illinois State	—	—
Indiana State	—	—
Loyola (Ill.)	1997-98	1-0
Missouri State	—	—
Northern Iowa	—	—
Southern Illinois	—	—
Valparaiso	2002-03	1-1

Mountain West	Last Game	17-10
Air Force	2019-20	13-3
Boise State	—	—
Colorado State	2015-16	0-2
Fresno State	2002-03	1-0
Nevada	2016-17	2-0
UNLV	1999-00	0-1
New Mexico	2017-18	0-1
San Diego State	2007-08	0-2
San Jose State	1998-99	1-0
Utah State	—	—
Wyoming	2003-04	0-1

Northeast	Last Game	21-23
Bryant	—	—
Central Connecticut State	—	—
Fairleigh Dickinson	—	—
Long Island	2017-18	4-2
Merrimack	---	---
Mount St. Mary's	2013-14	9-18
Sacred Heart	—	—
Saint Francis (Pa.)	2008-09	2-3
St. Francis (N.Y.)	2005-06	6-0
Wagner	—	—

Ohio Valley	Last Game	4-4
Austin Peay	1995-96	1-1
Belmont	—	—
Eastern Illinois	2003-04	1-1
Morehead State	2004-05	2-0
Murray State	1996-97	0-2
SE Missouri St.	—	—
So. Illinois-Edwardsville	—	—
Tennessee St.	—	—
Tennessee Tech	—	—
UT Martin	—	—

Pac 12	Last Game	0-4
Arizona	2003-04	0-1
Arizona State	—	—
California	2004-05	0-1
Colorado	2018-19	0-1
Oregon	2014-15	0-1
Oregon State	—	—
UCLA	—	—
USC	—	—
Stanford	—	—
Utah	—	—
Washington	—	—
Washington State	—	—

Patriot League	Last Game	276-256
American	2020-21	24-38
Army West Point	2020-21	39-38
Boston University	2019-20	10-5
Bucknell	2019-20	29-41
Colgate	2019-20	43-21
Holy Cross	2019-20	22-45
Lafayette	2020-21	53-24
Lehigh	2019-20	33-32
Loyola (Md.)	2020-21	23-12

Southeastern	Last Game	1-5
Alabama	—	—
Arkansas	2016-17	0-1
Auburn	—	—
Florida	2010-11	0-2
Georgia	—	—
Kentucky	2012-13	0-1
LSU	—	—
Mississippi	1998-99	1-0
Mississippi State	—	—
Missouri	—	—
South Carolina	—	—
Tennessee	2016-17	0-1
Texas A&M	—	—
Vanderbilt	—	—

Southern	Last Game	6-5
Chattanooga	—	—
East Tennessee St.	—	—
Furman	2000-01	0-1
Mercer	—	—
Samford	1998-99	1-0
UNC Greensboro	2014-15	1-1
Western Carolina	1998-99	1-2
Wofford	1996-97	3-1

Southland	Last Game	3-2
Houston Baptist	2011-12	1-0
Incarnate Word	—	—
McNeese State	2000-01	1-1
New Orleans	—	—
Nicholls State	1993-94	1-0
Northwestern State	—	—
Southeastern Louisiana	1993-94	0-1
Texas A&M-Corpus Christi	—	—

Southwestern Athletic	Last Game	1-0
Alabama A&M	—	—
Alabama State	—	—
Alcorn State	—	—
Arkansas-Pine Bluff	—	—
Bethune-Cookman	—	—
Florida A&M	—	—
Grambling	—	—
Jackson State	2012-13	1-0
Mississippi Valley State	—	—
Prairie View A&M	—	—
Southern	—	—
Texas Southern	—	—

Summit	Last Game	3-0
Denver	—	—
Kansas City	—	—
North Dakota	—	—
North Dakota State	2017-18	1-0
Omaha	—	—
Oral Roberts	2013-14	1-0
South Dakota	—	—
South Dakota State	—	—
St. Thomas - Minn.	---	---
Western Illinois	2009-10	1-0

Sun Belt	Last Game	5-5
Appalachian State	2001-02	1-2
Arkansas-Little Rock	—	—
Arkansas State	—	—
Coastal Carolina	1997-98	2-0
Georgia Southern	—	—
Georgia State	—	—
Louisiana-Lafayette	1999-00	0-1
Louisiana-Monroe	—	—
South Alabama	—	—
Texas-Arlington	—	—
Texas State	2008-09	1-1
Troy	2005-06	1-1

West Coast	Last Game	1-1
Brigham Young	—	—
Gonzaga	1996-97	1-0
Loyola Marymount	1995-96	0-1
Pacific	—	—
Pepperdine	—	—
Portland	—	—
St. Mary's	—	—
San Diego	—	—
San Francisco	—	—
Santa Clara	—	—

Western Athletic	Last Game	1-1
Abilene Christian	—	—
California Baptist	—	—
Chicago State	—	—
Dixie State	---	---
Grand Canyon	2014-15	1-0
Lamar	—	—
New Mexico State	—	—
Sam Houston State	—	—
Seattle	2010-11	0-1
Stephen F. Austin	—	—
Tarleton State	---	---
UT Rio Grande Valley	—	—
Utah Valley State	—	—

2021-22 NAVY WOMEN'S BASKETBALL

Navy W-L vs. Division II & III Opponents

Opponent	Last Game	W-L
Ala.-Huntsville	1996-97	1-0
Baltimore	1982-83	1-0
Bloomsburg	1977-78	1-0
Bowie State	1994-95	1-1
California (Pa.)	1985-86	2-0
Catholic	2018-19	8-3
Charleston (W. Va.)	1982-83	1-1
Clarion	1984-85	2-0
Concordia	1984-85	1-0
C.W. Post	1990-91	1-1
Davis & Elkins	1990-91	2-0
District of Columbia	1994-95	3-3
East Stroudsburg	1988-89	1-0
Emory & Henry	2017-18	1-0
Erskine	1985-86	0-1
Franklin & Marshall	1979-80	2-0
Frostburg State	1979-80	4-0
Galludet	1977-78	1-0
Gannon	1986-87	1-0
Goucher	2016-17	1-0
Hood	1977-78	1-0
Immaculata	1986-87	5-1
Indiana (Pa.)	1992-93	5-1
Johns Hopkins	2015-16	2-0
Kutztown	1987-88	3-1
Lock Haven	1989-90	7-3
Manhattanville	1980-81	1-0
Marymount	1990-91	5-0
Mary Washington	2014-15	2-0

Opponent	Last Game	W-L
Mercy	1986-87	1-0
Millersville	1990-91	3-2
Molloy	1989-90	1-0
College of Notre Dame	1985-86	5-0
Pace	1989-90	2-2
Philadelphia Textile	1990-91	1-0
Pittsburgh-Johnstown	1988-89	1-1
Randolph-Macon	1988-89	3-1
Rollins College	1984-85	1-0
St. Leo	1987-88	1-0
St. Mary's	1977-78	1-0
St. Thomas Aquinas	1990-91	0-1
Salisbury State	1977-78	0-2
Scranton	1982-83	2-1
Shepherd	1990-91	2-0
Shippensburg	1989-90	8-3
Stevenson	2019-20	1-0
Virginia Union	1985-86	0-1
West Chester	1989-90	4-1
West Florida	1989-90	1-1
West Liberty	1983-84	1-0
Western Maryland	1979-80	3-0
Wingate	1986-87	0-1
Winston-Salem State	2008-09	2-0
Wis.-Eau Claire	1989-90	1-0
Wis.-Parkside	1990-91	1-0
Wis.-Stout	1985-86	1-0

Navy W-L vs. States

State	W-L vs. Teams FROM...	Last	W-L in Games Played IN...	Last
Alabama	3-1	2005-06	0-1	2005-06
Alaska	0-0	—	0-0	—
Arizona	1-1	2014-15	0-0	—
Arkansas	0-1	2016-17	0-0	—
California	6-6	2012-13	2-5	2012-13
Colorado	13-6	2019-20	4-6	2018-19
Connecticut	4-7	2002-03	0-4	2000-01
Delaware	11-8	2010-11	3-5	2009-10
Florida	6-6	2010-11	11-7	2006-07
Georgia	1-0	2019-20	1-1	1998-99
Hawaii	0-0	—	0-3	2003-04
Idaho	0-0	—	2-0	1996-97
Illinois	3-2	2010-11	0-1	2002-03
Indiana	1-1	2002-03	1-0	2002-03
Iowa	0-0	—	0-0	—
Kansas	0-1	2015-16	0-1	2015-16
Kentucky	2-3	2012-13	0-1	1994-95
Louisiana	2-3	2000-01	1-3	1999-00
Maine	2-2	2019-20	1-3	2019-20
Maryland	90-68	2020-21	27-44**	2020-21
Massachusetts	34-52	2019-20	16-29	2019-20
Michigan	1-0	1995-96	0-0	—
Minnesota	0-1	2013-14	1-2	2013-14
Mississippi	2-0	2012-13	0-0	—
Missouri	0-0	—	0-0	—

**=only includes games in Maryland that were played away from Annapolis

State	W-L vs. teams FROM...	Last	W-L in Games Played IN...	Last
Montana	0-0	—	0-0	—
Nebraska	0-0	—	0-0	—
Nevada	2-1	2016-17	3-2	2016-17
New Hampshire	1-2	1998-99	0-2	1980-81
New Jersey	18-10	2018-19	9-9	2018-19
New Mexico	0-1	2017-18	0-0	—
New York	123-99	2020-21	62-57	2020-21
North Carolina	18-16	2019-20	5-11	2019-20
North Dakota	1-0	2017-18	0-0	—
Ohio	3-6	2016-17	2-2	2009-10
Oklahoma	1-0	2013-14	1-0	2013-14
Oregon	0-2	2014-15	0-2	2014-15
Pennsylvania	180-123	2020-21	81-84	2019-20
Rhode Island	3-3	2013-14	1-1	2005-06
South Carolina	14-6	2019-20	6-5	2019-20
South Dakota	0-0	—	0-0	—
Tennessee	1-2	2016-17	0-2	2016-17
Texas	3-6	2011-12	2-2	2012-13
Utah	0-1	1998-99	0-0	—
Vermont	0-1	2019-20	1-2	2019-20
Virginia	48-36	2020-21	21-27	2020-21
Washington	1-1	2010-11	0-1	2010-11
Washington, D.C.	45-65	2020-21	11-40	2020-21
West Virginia	8-4	2013-14	4-3	2013-14
Wisconsin	3-3	2012-13	0-2	2012-13
Wyoming	0-1	2003-04	0-1	2003-04

2021-22 NAVY WOMEN'S BASKETBALL

Navy Yearly Varsity Records

Year	Overall				Non-League Regular Season				League Regular Season				Pl.	League Tournament				
	All	H	R	N	All	H	R	N	All	H	R	N		All	H	R	N	Rd.
1977-78	12-7	8-4	3-1	1-2	-	-	-	-	-	-	-	-	-	-	-	-	-	-
1978-79	17-7	10-4	6-2	1-1	-	-	-	-	-	-	-	-	-	-	-	-	-	-
1979-80	15-9	10-3	5-6	0-0	-	-	-	-	-	-	-	-	-	-	-	-	-	-
1980-81	13-12	10-2	1-9	2-1	-	-	-	-	-	-	-	-	-	-	-	-	-	-
1981-82	18-8	9-3	7-3	2-2	-	-	-	-	-	-	-	-	-	-	-	-	-	-
1982-83	18-9	8-3	5-3	5-3	-	-	-	-	-	-	-	-	-	-	-	-	-	-
1983-84	10-13	6-5	1-6	3-2	-	-	-	-	-	-	-	-	-	-	-	-	-	-
1984-85	16-11	11-1	2-10	3-0	-	-	-	-	-	-	-	-	-	-	-	-	-	-
1985-86	10-15	6-5	2-8	2-2	-	-	-	-	-	-	-	-	-	-	-	-	-	-
1986-87	18-8	10-3	7-5	1-0	-	-	-	-	-	-	-	-	-	-	-	-	-	-
1987-88	15-10	9-4	5-5	1-1	-	-	-	-	-	-	-	-	-	-	-	-	-	-
1988-89	16-10	9-3	5-5	2-2	-	-	-	-	-	-	-	-	-	-	-	-	-	-
1989-90	16-8	7-1	6-6	3-1	-	-	-	-	-	-	-	-	-	-	-	-	-	-
1990-91	16-8	11-3	3-3	2-2	-	-	-	-	-	-	-	-	-	-	-	-	-	-
1991-92	10-17	7-7	2-8	1-2	6-6	5-2	0-3	1-1	4-10	2-5	2-5	0-0	T-5th	0-1	0-0	0-0	0-1	QF
1992-93	11-15	3-7	6-7	2-1	6-5	1-2	3-2	2-1	5-9	2-5	3-4	0-0	6th	0-1	0-0	0-1	0-0	QF
1993-94	10-18	6-8	4-10	0-0	4-8	2-3	2-5	0-0	5-9	3-4	2-5	0-0	6th	1-1	1-1	0-0	0-0	SF
1994-95	16-12	11-3	4-8	1-1	5-7	4-3	1-4	0-0	10-4	7-0	3-4	0-0	3rd	1-1	0-0	0-0	1-1	SF
1995-96	19-9	9-3	8-6	2-0	12-2	6-0	5-2	1-0	6-6	3-3	3-3	0-0	3rd	1-1	0-0	0-1	1-0	SF
1996-97	22-6	11-3	8-3	3-0	13-1	7-1	4-0	2-0	8-4	4-2	4-2	0-0	2nd	1-1	0-0	0-1	1-0	SF
1997-98	23-6	15-1	7-3	1-2	11-3	8-0	2-1	1-2	10-2	5-1	5-1	0-0	T-1st	2-1	2-0	0-1	0-0	F
1998-99	17-11	9-3	5-7	3-1	8-5	4-2	2-2	2-1	7-5	5-1	2-4	0-0	3rd	2-1	0-0	1-1	1-0	F
1999-00	5-23	4-9	1-13	0-1	2-13	2-5	0-8	0-0	3-9	2-4	1-5	0-0	7th	0-1	0-0	0-0	0-1	QF
2000-01	10-18	7-7	3-10	0-1	6-9	5-2	1-6	0-1	4-8	2-4	2-4	0-0	5th	0-1	0-1	0-0	0-0	QF
2001-02	13-15	8-4	5-10	0-1	8-5	4-1	4-4	0-0	5-9	4-3	1-6	0-0	7th	0-1	0-0	0-0	0-1	QF
2002-03	16-12	10-4	5-6	1-2	10-3	6-1	3-1	1-1	6-8	4-3	2-5	0-0	5th	0-1	0-0	0-0	0-1	QF
2003-04	13-17	9-5	4-8	0-4	7-8	5-2	2-3	0-3	6-8	4-3	2-5	0-0	T-6th	0-1	0-0	0-0	0-1	QF
2004-05	11-18	8-3	2-15	1-0	4-9	4-0	0-9	0-0	6-8	4-3	2-5	0-0	T-5th	1-1	0-0	0-1	1-0	SF
2005-06	14-14	8-6	6-6	0-2	7-6	4-3	3-2	0-1	7-7	4-3	3-4	0-0	4th	0-1	0-0	0-0	0-1	QF
2006-07	12-17	5-7	6-9	1-1	6-8	2-2	3-5	1-1	6-8	3-4	3-4	0-0	T-4th	0-1	0-1	0-0	0-0	QF
2007-08	7-23	6-7	1-12	0-4	4-11	4-2	0-6	0-3	3-11	2-5	1-6	0-0	7th	0-1	0-0	0-0	0-1	QF
2008-09	16-15	6-6	9-7	1-2	7-8	3-2	4-5	0-1	8-6	3-4	5-2	0-0	T-3rd	1-1	0-0	0-0	1-1	SF
2009-10	17-14	8-4	6-9	3-1	8-7	3-2	3-5	2-0	8-6	5-2	3-4	0-0	3rd	1-1	0-0	0-0	1-1	SF
2010-11	20-12	11-6	9-4	0-2	7-7	3-4	4-2	0-1	10-4	5-2	5-2	0-0	T-1st	3-0	3-0	0-0	0-0	F
2011-12	18-14	12-5	6-8	0-1	7-7	6-2	1-4	0-1	8-6	4-3	4-3	0-0	T-3rd	3-0	2-0	1-0	0-0	F
2012-13	21-12	14-2	6-8	1-2	7-8	5-1	1-6	1-1	11-3	6-1	5-2	0-0	T-1st	3-0	3-0	0-0	0-0	F
2013-14	24-8	13-4	11-4	0-0	8-3	4-2	4-1	0-0	15-3	8-1	7-2	0-0	1st	1-1	1-1	0-0	0-0	SF
2014-15	17-14	11-5	6-9	0-0	6-5	6-1	0-4	0-0	10-8	5-4	5-4	0-0	T-4th	1-1	0-0	1-1	0-0	SF
2015-16	15-15	11-5	4-9	0-1	6-5	5-2	1-3	0-0	9-9	6-3	3-5	0-1	6th	0-1	0-0	0-1	0-0	QF
2016-17	24-10	13-2	10-7	1-1	7-4	5-0	2-3	0-1	14-4	7-2	7-2	0-0	2nd	2-1	1-0	0-1	1-0	F
2017-18	25-8	16-1	9-7	0-0	10-1	7-0	3-1	0-0	13-5	8-1	5-4	0-0	3rd	2-1	1-0	1-1	0-0	F
2018-19	10-19	6-8	4-11	0-0	5-5	3-2	2-3	0-0	5-13	3-6	2-7	0-0	T-8th	0-1	0-0	0-1	0-0	1ST
2019-20	7-23	6-8	1-15	0-0	5-6	4-1	1-5	0-0	2-16	2-7	0-9	0-0	10th	0-1	0-0	0-1	0-0	1ST
2020-21	5-7	3-1	2-6	0-0	0-4	0-0	0-4	0-0	5-3	3-1	2-2	0-0	4th	Did not participate; COVID protocols				

Varsity Record Breakdown

Overall	All	H	R	N
Div. 2 — 14 Seasons — 1977-78 through 1990-91	210-135	124-44	58-72	28-19
	.609	.738	.446	.596
Div. 1 — 30 Seasons — 1991-92 through pres.	448-422	266-144	160-245	22-33
	.515	.649	.395	.400
Total — 44 Seasons	658-557	390-188	218-317	50-52
	.542	.675	.407	.490

Non-League Regular Season (30 Seasons)				
All	H	R	N	
202-179	127-50	61-109	14-20	
.530	.718	.359	.412	
Patriot League Regular Season (30 Seasons)				
All	H	R	N	
221-227	127-97	94-129	0-1	
.493	.567	.422	.000	
Patriot League Tournament (30 Seasons)				
All	H	R	N	
26-26	14-4	4-12	8-10	
.500	.778	.250	.444	

Navy

vs. Nationally Ranked Teams (0-6)

Opp. (AP/ESPN)	Date	Result
Texas (2/2)	N28, 03*	L, 97-46
Arizona (21/21)	N29, 03*	L, 67-61
DePaul (10/12)	M19, 11^	L, 56-43
Maryland (5/5)	M16, 12#	L, 59-44
Kentucky (7/7)	M24, 13@	L, 61-41
Tennessee (13/14)	N13, 16%	L, 85-55

* — at Rainbow Wahine Classic; Honolulu, Hawaii
^ — at NCAA Tournament; University Park, Pa.
— at NCAA Tournament; College Park, Md.
@ — at NCAA Tournament; Queens, N.Y.
% — Knoxville, Tenn.

2021-22 NAVY WOMEN'S BASKETBALL

Navy Head Coaches

Overall Varsity Coaching Records

Coach	Seasons	Years	Overall	Non-League Regular Season	Patriot League Regular Season	Patriot League Tournament	NCAA / WNIT Tournament
Dave Smalley	1978-89	12	178-119 (.599)	n/a	n/a	n/a	n/a
Jerry Hutchison	1990-91	2	32-16 (.667)	n/a	n/a	n/a	n/a
Debra Schlegal	1992-94	3	31-50 (.383)	16-19 (.457)	14-28 (.333)	1-3 (.250)	n/a
Joe Sanchez	1995-03	9	141-112 (.580)	75-48 (.610)	59-55 (.518)	7-9 (.458)	n/a
Tom Marryott	2004-08	5	57-89 (.390)	28-42 (.406)	28-42 (.400)	1-5 (.167)	n/a
Stefanie Pemper	2009-2020	11	214-164 (.566)	83-70 (.542)	113-83 (.577)	17-9 (.654)	1-6 (.143)
Tim Taylor	2021-Pres.	1	5-7 (.417)	0-4 (.000)	5-3 (.625)	-	-
Overall		44	658-557 (.542)	202-179 (.530)	219-211 (.509)	26-26 (.500)	1-6 (.143)

Year-by-Year Varsity Coaching Records

Dave Smalley

Season	All Games	PL Games	PLT Games
1977-78	12-7	n/a	n/a
1978-79	17-7	n/a	n/a
1979-80	15-9	n/a	n/a
1980-81	13-12	n/a	n/a
1981-82	18-8	n/a	n/a
1982-83	18-9	n/a	n/a
1983-84	10-13	n/a	n/a
1984-85	16-11	n/a	n/a
1985-86	10-15	n/a	n/a
1986-87	18-8	n/a	n/a
1987-88	15-10	n/a	n/a
1988-89	16-10	n/a	n/a
12 Years	178-119	n/a	n/a

Jerry Hutchison

Season	All Games	PL Games	PLT Games
1989-90	16-8	n/a	n/a
1990-91	16-8	n/a	n/a
2 Years	32-16	n/a	n/a

Debra Schlegal

Season	All Games	PL Games	PLT Games
1991-92	10-17	4-10	0-1
1992-93	11-15	5-9	0-1
1993-94	10-18	5-9	1-1
3 Years	31-50	14-28	1-3

Joe Sanchez

Season	All Games	PL Games	PLT Games
1994-95	16-12	10-4	1-1
1995-96	19-9	6-6	1-1
1996-97	22-6	8-4	1-1
1997-98	23-6	10-2	2-1
1998-99	17-11	7-5	2-1
1999-2000	5-23	3-9	0-1
2000-01	10-18	4-8	0-1
2001-02	13-15	5-9	0-1
2002-03	16-12	6-8	0-1
9 Years	141-112	59-55	7-9

Tom Marryott

Season	All Games	PL Games	PLT Games
2003-04	13-17	6-8	1-1
2004-05	11-18	6-8	0-1
2005-06	14-14	7-7	0-1
2006-07	12-17	6-8	0-1
2007-08	7-23	3-11	0-1
5 Years	57-89	28-42	1-5

Stefanie Pemper

Season	All Games	PL Games	PLT Games
2008-09	16-15	8-6	1-1
2009-10	17-14	8-6	1-1
2010-11	20-12	10-4	3-0
2011-12	18-14	8-6	3-0
2012-13	21-12	11-3	3-0
2013-14	24-8	15-3	1-1
2014-15	17-14	10-8	1-1
2015-16	15-15	9-9	0-1
2016-17	24-10	14-4	2-1
2017-18	25-8	13-5	2-1
2018-19	10-19	5-13	0-1
2019-20	7-23	2-16	0-1
12 Years	214-164	113-83	17-9

Tim Taylor

Season	All Games	PL Games	PLT Games
2020-21	5-7	5-3	-
1 Year	5-7	5-3	-

2021-22 NAVY WOMEN'S BASKETBALL

All-Time Results

1976-77 (Junior Varsity)

J7	Mount St. Mary's	L	51-50
J22	Gallaudet	W	65-48
F8	D.C. Teacher's College	W	60-30
F11	Chesapeake College	W	72-45
F13	Goucher	W	52-27
F16	Towson 'B'	W	56-50
F20	St. Mary's	W	54-50
F25	George Washington	W	61-54
F27	College of Notre Dame	W	70-55
M4	#vs. Johns Hopkins	W	65-35
M5	#at St. Mary's	W	61-55

— Maryland State Women's Division B Tournament; St. Mary's, Md.

Season Recap

- ◆ Overall Record — 10-1
- ◆ Head Coach — Dave Smalley
- ◆ It was the first academic year in which women were attending the Naval Academy.
- ◆ After dropping the program's initial game, the Mids did not lose a game over the remainder of the season.
- ◆ The campaign culminated with Navy winning the Maryland State Division B Tournament.

1977-78

D7	Johns Hopkins	W	77-33
D9	George Mason	W	78-65
D11	at Coll. of Notre Dame	W	90-54
J7	Western Maryland	W	76-66
J11	UMBC	W	69-44
J14	George Washington	L	69-68
J17	St. Mary's	W	70-68
F1	UMES	W	73-58
F4	Georgetown	W	82-80/2OT
F5	at Frostburg State	W	60-52
F9	at Catholic	L	57-52
F11	Mount St. Mary's	L	64-56
F14	Hood	W	72-30
F16	American	L	75-53
F18	at Gallaudet	W	77-52
F19	Salisbury State	L	67-66
F23	#vs. Towson	L	67-53
F24	#vs. Frostburg State	W	63-52
F25	#vs. Salisbury State	L	65-63

— MAIAW Tournament; Baltimore, Md.

Season Recap

- ◆ Overall Record — 12-7
- ◆ Head Coach — Dave Smalley
- ◆ Team Captain — Kathy Walsh
- ◆ Navy's first varsity season.
- ◆ The roster at the beginning of the season included five sophomores and 10 freshmen.

1978-79

N28	College of Notre Dame	W	86-41
D5	at George Mason	W	74-59
D8	Bloomsburg	W	77-49
D9	at Delaware State	W	81-51
J10	Mount St. Mary's	L	62-58

J11	Lock Haven	L	61-58
J17	at Western Maryland	W	69-57
J20	Shippensburg	W	72-70
J23	at George Washington	L	73-62
J26	at Loyola (Md.)	W	85-82/OT
F1	Catholic	W	69-65
F3	Yale	W	77-68
F4	Frostburg State	W	76-62
F6	Towson	W	63-56
F9	Franklin & Marshall	W	70-55
F11	at Mount St. Mary's	W	59-51
F13	at Georgetown	L	67-59
F16	UMBC	W	83-33
F18	Morgan State	L	66-62
F22	@at Towson	W	76-67
F23	@vs. Morgan State	L	65-61
F24	@vs. Mount St. Mary's	W	71-58
M2	#Loyola (Md.)	L	71-67
M2	#Mount St. Mary's	W	60-47

@ — MAIAW Tournament; Towson, Md.

— EIAIAW Mid-Atlantic Regionals

Season Recap

- ◆ Overall Record — 17-7
- ◆ Head Coach — Dave Smalley
- ◆ Team Captain — Cathy Rayhill
- ◆ Barb Nester hauled in 21 rebounds F16 vs. UMBC, setting a Navy record which would stand for eight years.
- ◆ Bernie Boska became the first Mid to record 20 points and 20 rebounds in a game D9 at Delaware State. The feat has been accomplished only six times in Navy history.

1979-80

N28	at Coll. of Notre Dame	W	96-43
D4	at American	W	81-77
D6	George Mason	W	90-70
D9	Frostburg State	W	66-61
D11	Dartmouth	W	71-69
J9	Delaware	L	69-52
J10	at Catholic	L	72-67
J15	Western Maryland	W	79-44
J17	George Washington	W	58-52
J20	Immaculata	W	91-67
J23	UMES	W	86-45
J26	at Virginia	L	93-67
J29	at Shippensburg	W	69-61
F2	at Yale	L	79-76
F5	Georgetown	L	74-69
F7	at Franklin & Marshall	W	88-32
F10	Mount St. Mary's	W	76-60
F12	Loyola (Md.)	W	68-62/OT
F15	at Towson	L	65-58
F16	at Lafayette	W	85-63
F20	Morgan State	L	82-72
F23	William & Mary	W	82-66
F26	at Catholic	L	69-61
M1	#at Saint Peter's (N.J.)	L	83-67

— EIAIAW Mid-Atlantic Regional; Jersey City, N.J.

Season Recap

- ◆ Overall Record — 15-9
- ◆ Head Coach — Dave Smalley

- ◆ Team Captain — Cathy Rayhill
- ◆ Bernie Boska became the first Mid to score 1,000 points in a career when she reached the milestone F15 at Towson.
- ◆ Cathy Rayhill became the first of two women's basketball players to receive the Calvert Award from the Naval Academy Athletic Association (presented to the varsity letterwinner of the graduating class who has persevered the most in their career).

1980-81

N21	&vs. Temple	W	74-69
N22	&at Virginia	L	54-47
N26	Manhattanville	W	73-55
D2	Delaware	W	63-56
D5	+vs. Indiana (Pa.)	W	81-53
D6	+at Pitts.-Johnstown	L	69-57
J12	Pennsylvania	W	81-72
J14	at George Washington	L	69-65
J17	*at Dartmouth	L	72-60
J18	*vs. Army	L	65-48
J22	Lafayette	W	73-61
J24	at William & Mary	L	88-84/2OT
J27	Georgetown	L	71-63
J29	Shippensburg	W	77-51
F2	Yale	L	58-56
F3	UMES	W	92-60
F5	Catholic	W	80-49
F8	Indiana (Pa.)	W	68-58
F10	at Loyola (Md.)	W	77-63
F12	American	W	62-57
F15	at Mount St. Mary's	L	54-53
F18	Towson	W	68-55
F21	at West Chester	L	87-67
F25	at Morgan State	L	91-58
M7	#at Mount St. Mary's	L	50-48

& — Virginia Tip-Off; Charlottesville, Va.

+ — Pittsburgh-Johnstown Tournament; Johnstown, Pa.

* — Burger King-Dartmouth Invitational; Hanover, N.H.

— EIAIAW Mid-Atlantic Regional; Emmitsburg, Md.

Season Recap

- ◆ Overall Record — 13-12
- ◆ Head Coach — Dave Smalley
- ◆ Team Captains — Bernie Boska, Sheila Fox
- ◆ The first Army-Navy game is played, a 65-48 victory by the Cadets in the consolation game of the Burger King-Dartmouth Invitational in Hanover, N.H.
- ◆ Bernie Boska and Sheila Fox become Navy's first four-year varsity letterwinners.
- ◆ Bernie Boska becomes the first women's basketball players to earn the Vice Adm. Lawrence Sword from the Naval Academy Athletic Association (presented to the woman of the graduating class to have personally excelled in athletics during her years of varsity competition).

1981-82

N20	&vs. Mount St. Mary's	L	61-48
N21	&vs. Florida	L	92-67
N24	Marymount	W	93-22
D2	at Delaware	W	67-57

2021-22 NAVY WOMEN'S BASKETBALL

D4	at Shippensburg	L	73-69
D5	at Bucknell	W	71-49
D8	at Lehigh	W	76-54
D12	George Mason	L	66-65
J8	+vs. Scranton	W	60-51
J9	+at Indiana (Pa.)	W	78-56
J9	+vs. Charleston (W.Va.)	W	60-57
J14	George Washington	W	59-58
J16	West Chester	W	80-68
J20	Lafayette	W	73-45
J23	William & Mary	W	72-47
J30	at Duquesne	L	64-63
F2	at American	L	64-61
F4	at Catholic	W	69-44
F7	Mount St. Mary's	L	76-66
F9	Loyola (Md.)	W	79-60
F13	at Richmond	W	63-58
F16	UMES	W	72-51
F20	at Army	W	79-73
F25	Morgan State	W	72-53
M5	#Indiana (Pa.)	W	99-67
M9	#Hofstra	L	77-76

& — Virginia Tip-Off; Charlottesville, Va.
 + — IUP Tournament; Indiana, Pa.
 # — EAIAW Mid-Atlantic Regional

Season Recap

- ◆ **Overall Record** — 18-8
- ◆ **Head Coach** — Dave Smalley
- ◆ **Team Captains** — Colleen Cassidy, Lynne Coe
- ◆ Navy wins the program's first regular season tournament, the IUP Tournament.
- ◆ Navy records its first victory over Army, a 79-73 triumph at West Point.
- ◆ Colleen Cassidy ends her career with 1,817-career points, setting a record which would stand for 22 years.
- ◆ Colleen Cassidy earns the Vice Adm. Lawrence Sword and becomes the first women's basketball player to qualify for Navy's Athletic Hall of Fame.

1982-83

N20	Scranton	L	60-59
N23	at Mount St. Mary's	L	66-48
D1	Delaware	W	62-52
D3	&vs. Mount St. Mary's	L	69-48
D4	&vs. Va. Commonwealth	W	73-72
D7	at George Mason	L	71-62
D10	Baltimore	W	90-36
J7	+vs. Niagara	W	55-43
J8	+vs. Charleston (W.Va.)	L	52-51
J8	+vs. Scranton	W	65-63
J12	at George Washington	L	55-50
J15	Richmond	L	52-50
J17	Lehigh	W	54-49
J19	at Lafayette	W	54-47
J22	at William & Mary	W	71-51
J29	*vs. UMBC	W	63-57
J30	*at Towson	W	50-48
F1	Bucknell	W	51-48
F6	Duquesne	W	68-63/OT
F8	at Loyola (Md.)	W	64-50
F15	Shippensburg	L	81-68
F19	American	W	61-60
F21	at Morgan State	W	77-71
F23	Catholic	W	76-48
F26	Army	W	69-64
M5	#vs. Siena	L	69-59

M6	#vs. Lock Haven	W	72-67
& — Cavalier Classic; Charlottesville, Va.			
+ — IUP Tournament; Indiana, Pa.			
• — TSU Invitational; Towson, Md.			
# — EAIAW Mid-Atlantic Regional; Buffalo, N.Y.			

Season Recap

- ◆ **Overall Record** — 18-9
- ◆ **Head Coach** — Dave Smalley
- ◆ **Team Captain** — Jean Eberhardt
- ◆ Nancy Schiavetta plays in her 100th career game, becoming the first Mid to reach the century mark in career games played.
- ◆ Angela Smith records six blocked shots in Navy's game F19 against American. It would take 11 years for the record to be tied (Yolanda Ray).

1983-84

N18	&vs. Immaculata	W	82-68
N19	&vs. Clarion	W	65-58
N28	Mount St. Mary's	W	59-56
N30	at Delaware	L	64-53
D3	at Lehigh	L	71-60
D6	George Mason	W	61-51
D9	Liberty	L	90-86/OT
J7	California (Pa.)	W	73-55
J10	Immaculata	W	74-62
J13	+vs. West Liberty	W	60-52
J14	+vs. Morgan State	L	77-57
J15	+vs. William & Mary	L	56-46
J18	Lafayette	L	59-54
J21	William & Mary	W	63-48
J23	at Shippensburg	L	75-69
J26	Towson	L	56-51
J29	at American	L	60-47
F7	George Washington	L	63-62
F11	at Richmond	L	64-41
F14	Loyola (Md.)	W	66-63
F18	at UMBC	W	64-60
F21	Morgan State	L	62-59
F25	at Army	L	66-53

& — Keystone Classic; Kutztown, Pa.
 + — Davis & Elkins Tournament; Elkins, W.Va.

Season Recap

- ◆ **Overall Record** — 10-13
- ◆ **Head Coach** — Dave Smalley
- ◆ **Team Captain** — Becky Lewis
- ◆ Navy's J13 victory over West Liberty marks the 100th in the program's history.

1984-85

N16	&vs. Clarion	W	74-57
N17	&at Kutztown	L	44-38
N20	at Mount St. Mary's	L	73-58
N27	College of Notre Dame	W	78-28
N30	UMBC	W	74-58
D5	at George Mason	L	60-57
D7	Longwood	W	63-56
D8	Lock Haven	W	69-57
J7	Concordia	W	77-45
J8	at Immaculata	L	78-75
J11	+at James Madison	L	80-53
J12	+vs. Bucknell	W	68-58

J14	Mary Washington	W	73-52
J16	at Lafayette	L	70-57
J19	at William & Mary	W	65-64/OT
J22	Shippensburg	W	58-37
J26	American	W	66-60
J30	at George Washington	L	81-66
F2	Davis & Elkins	W	61-59/OT
F4	Rollins College	W	89-37
F9	Richmond	W	64-61/OT
F11	at Towson	L	76-62
F17	at Loyola	L	72-69
F19	at Morgan State	W	83-72
F23	Army	L	54-52
M8	#vs. UMBC	W	60-59
M9	#at Lock Haven	L	74-71
& — Kutztown Tournament; Kutztown, Pa.			
+ — James Madison Invitational; Harrisonburg, Va.			
# — ECAC Division II Southern Playoffs; Lock Haven, Pa.			

Season Recap

- ◆ **Overall Record** — 16-11
- ◆ **Head Coach** — Dave Smalley
- ◆ **Team Captain** — Emily Harman
- ◆ Navy plays a trio of overtime games, the most during a single season until the 2002-03 squad played four overtime contests.

1985-86

N22	&vs. Virginia Union	L	51-50
N23	&at Randolph-Macon	L	70-52
D2	George Mason	W	69-63
D4	at Coll. of Notre Dame	W	105-53
D6	+vs. California (Pa.)	W	65-39
D7	+at Millersville	L	83-77
D9	West Chester	W	70-56
J3	*vs. Wisconsin-Stout	W	89-36
J4	*vs. Erskine	L	71-62
J7	Kutztown	W	84-55
J9	UNC Wilmington	W	53-46
J11	at Lock Haven	L	63-49
J15	Lafayette	L	74-58
J17	at American	L	79-70
J20	at Shippensburg	W	80-62
J25	William & Mary	L	58-53
J28	George Washington	L	54-45
F1	Immaculata	W	71-53
F5	at Richmond	L	75-61
F8	at UMBC	L	64-55
F10	Towson	L	75-64
F12	Loyola (Md.)	W	68-51
F15	at District of Columbia	L	65-53
F18	Mount St. Mary's	L	62-57
F22	at Army	L	66-53

& — Randolph-Macon Tournament; Ashland, Va.
 + — Dutch Country Classic; Millersville, Pa.
 • — Tangerine Classic; Winter Park, Fla.

Season Recap

- ◆ **Overall Record** — 10-15
- ◆ **Head Coach** — Dave Smalley
- ◆ **Team Captain** — Lori Reynolds
- ◆ Navy posts a 105-53 victory over the College of Notre Dame and establishes several records which still stand today: the only time Navy has surpassed 100 points in a game; the most field goals made (44) and attempted

2021-22 NAVY WOMEN'S BASKETBALL

(90) in a game; and a school-best 34 assists. In addition, Margie Trott dished out a school-standard 14 assists in the contest.

1986-87

N21	&vs. Mercy College	W	72-50
N22	&at Millersville	L	77-68
N25	at Kutztown	W	88-52
N29	Winthrop	W	69-54
D2	at Longwood	L	70-65
D5	Randolph-Macon	W	73-64
D8	at George Washington	L	75-55
J5	Gannon	W	78-51
J7	at Liberty	W	83-58
J10	Lock Haven	W	87-54
J12	at George Mason	W	80-63
J14	at Lafayette	L	74-63
J17	American	L	66-52
J21	Catholic	W	83-56
J24	at William & Mary	W	67-58
J31	UNC Wilmington	W	73-70
F2	UMBC	L	63-61
F7	Wingate	L	85-72
F9	District of Columbia	W	77-67
F12	at Towson	W	77-64
F14	at Immaculata	W	68-52
F17	at Mount St. Mary's	L	70-53
F21	Army	W	70-52
F28	at Loyola (Md.)	W	77-53
M6	#Lock Haven	W	82-62
M7	#Pace	W	80-73

& — Dutch Country Classic; Millersville, Pa.

— ECAC Division II Southern Playoffs

Season Recap

- ◆ Overall Record — 18-8
- ◆ Head Coach — Dave Smalley
- ◆ Team Captain — Shelley Laurilla
- ◆ Magie Trott records her 500th -- and final -- assist of her career to establish a record which remains today.
- ◆ Shelley Laurilla earns Second-Team Academic All-America honors from CoSIDA.

1987-88

N21	&at West Chester	W	82-49
N22	&vs. Mount St. Mary's	L	72-62
N24	at Randolph-Macon	W	92-74
N28	Pennsylvania	W	75-62
D1	George Washington	L	55-51
D4	+vs. Georgetown	W	67-64
D5	+at Princeton	W	65-53
D30	at Drexel	L	81-48
J2	at Maine	L	92-55
J6	Lafayette	L	41-38
J9	St. Leo	W	86-52
J11	at District of Columbia	L	73-62
J13	Millersville	W	63-53
J16	at Lock Haven	W	68-62
J18	Towson	L	66-60
J20	Longwood	W	70-51
J23	George Mason	W	67-58
J27	Kutztown	W	57-51
F2	at American	L	68-49
F10	Shippensburg	W	79-50

F13	at Pace	L	65-58
F16	Mount St. Mary's	L	80-65
F20	at Army	W	49-46
F24	Loyola (Md.)	W	77-63
F26	UMBC	W	70-67

& — Carol Eckman Memorial Invitational; West Chester, Pa.

+ — Princeton Invitational; Princeton, N.J.

Season Recap

- ◆ Overall Record — 15-10
- ◆ Head Coach — Dave Smalley
- ◆ Team Captain — Patty LiPoma
- ◆ During its first season with the three-point shot, Navy connects on 45.7 (79-of-173) of its three-point attempts and averages 3.16 triples made a game.
- ◆ Patty LiPoma earns the Vice Adm. Lawrence Sword.

1988-89

N19	&vs. Pitts.-Johnstown	W	79-61
N20	&at West Chester	W	74-54
N22	Randolph-Macon	W	71-43
N26	+vs. Manhattan	L	54-51
N27	+vs. Delaware	L	63-54
D2	at Yale	L	62-55
D8	Lafayette	W	67-53
D10	UNC Greensboro	L	73-66
D29	at Loyola (Md.)	W	76-60
J3	Georgetown	L	58-55
J7	at West Florida	W	73-68
J11	at George Mason	L	69-44
J13	*vs. East Stroudsburg	W	50-47
J14	*at Indiana (Pa.)	W	64-59
J16	Lock Haven	W	70-44
J18	District of Columbia	L	61-49
J21	at Pennsylvania	L	73-67
J23	at Towson	L	75-71
J28	Longwood	W	74-65
J30	at Marymount	W	63-55
F6	Drexel	W	78-65
F8	at Mount St. Mary's	L	77-70
F11	American	W	72-55
F18	Pace	W	57-54
F20	Longwood	W	75-62
F25	Army	W	68-55

& — West Chester Invitational; West Chester, Pa.

+ — Seton Hall Tournament; South Orange, N.J.

* — IUP Tournament; Indiana, Pa.

Season Recap

- ◆ Overall Record — 16-10
- ◆ Head Coach — Dave Smalley
- ◆ Team Captain — Karen West
- ◆ Connie James scores the 1,000th point of her career J18 against the District of Columbia.
- ◆ After coaching the program during its initial 13 seasons, Dave Smalley retires at the end of the season to devote his full attention to working within the Naval Academy Athletic Association.

1989-90

N18	&vs. Indiana (Pa.)	L	61-58
N19	&vs. Molloy	W	89-58
N21	at Millersville	W	79-69
N30	Shepherd	W	76-50

D2	at Catholic	W	73-53
D6	at Shippensburg	W	96-61
D8	Yale	W	69-63
J3	+vs. Wis.-Eau Claire	W	75-73
J5	+vs. Ala.-Huntsville	W	93-66
J6	+at West Florida	L	65-64
J9	UMBC	L	81-79
J13	District of Columbia	W	75-66
J13	Shippensburg	W	74-66
J16	at Lock Haven	W	53-52
J20	at Georgetown	L	78-50
J24	at Longwood	W	75-68
J27	at Pace	L	60-53
J29	at Drexel	L	62-58
J31	Marymount	W	96-63
F5	at Lafayette	L	63-49
F15	Catholic	W	90-62
F19	at Marymount	W	82-60
F24	at Army	L	47-41
F28	Longwood	W	92-75

& — Carol Eckman Memorial Invitational; West Chester, Pa.

+ — West Florida Classic, Pensacola, Fla.

Season Recap

- ◆ Overall Record — 16-8
- ◆ Head Coach — Jerry Hutchison
- ◆ Team Captain — Tawny Petrick
- ◆ Jerry Hutchison takes over as the head coach of the program.
- ◆ Connie James ends her career as the first Mid to shoot over 50-percent from the field during each of her four seasons.
- ◆ Navy connects on a school-record 68.2-percent (30-44) of its shots from the field in a 69-63 victory over Yale J8.

1990-91

N16	!C.W. Post	W	75-55
N18	!St. Thomas Aquinas	L	67-55
N27	Millersville	W	80-63
N29	at Md.-Eastern Shore	L	62-60
D1	&vs. C.W. Post	L	60-49
D2	&vs. Longwood	L	74-70
D4	Princeton	W	80-65
D7	at Yale	L	85-68
J3	+vs. High Point	W	78-54
J5	+vs. Wis.-Parkside	W	68-67
J8	Davis & Elkins	W	74-53
J11	%Bowie State	W	74-38
J12	%Longwood	W	75-69
J16	Drexel	W	79-59
J19	Philadelphia Textile	W	76-48
J22	Lehigh	W	69-47
J28	at Marymount	W	87-60
J30	Lafayette	W	66-47
F3	at Longwood	W	84-73
F6	Georgetown	L	82-67
F9	at UMBC	L	69-53
F16	at Shepherd	W	81-69
F23	Army	L	69-51
F25	Longwood	W	74-62

! — Navy Tip-Off Tournament

& — West Chester Dial Classic; West Chester, Pa.

+ — West Florida Classic; Pensacola, Fla.

% — Navy Classic

2021-22 NAVY WOMEN'S BASKETBALL

Season Recap

- ◆ **Overall Record** — 16-8
- ◆ **Head Coach** — Jerry Hutchison
- ◆ **Team Captain** — Kristen Waller
- ◆ Angela Dobbs scores a school-record 41 points F16 at Shepherd. Dobbs was 16-of-36 from the field, 6-of-15 from behind the three-point line and 3-of-4 from the free throw line.
- ◆ Angela Dobbs surpasses the 1,000-point plateau J28 at Marymount.
- ◆ Navy goes on a school-record (later tied by the 1995-96 team) 11-game winning streak.
- ◆ It was Navy's final season on the NCAA Division II level.

1991-92

N22	&at Mount St. Mary's	L	63-50
N23	&vs. Radford	L	80-66
N26	Towson (H)	W	62-60
D2	at Princeton	L	81-61
D6	+at North Carolina	L	97-61
D7	+vs. Duquesne	W	63-47
D9	UMES (H)	W	63-55
J4	Yale (H)	L	76-68
J7	Liberty (H)	W	92-89/2OT
J9	Charleston So. (H)	W	77-56
J11	*Bucknell (A)	W	70-68
J15	*at Colgate	W	64-58
J18	*Holy Cross (A)	L	75-62
J22	*Lehigh (A)	W	71-51
J25	*at Army	L	72-45
J29	*Lafayette (H)	L	80-68
F1	*at Fordham	L	73-63
F5	*at Bucknell	W	77-74
F8	*Colgate (H)	L	55-46
F10	UMBC (H)	W	82-63
F12	*at Holy Cross	L	79-47
F15	*at Lehigh	L	85-70
F19	*Army (A)	L	69-59
F22	*at Lafayette	L	88-60
F29	*Fordham (A)	L	65-62
M2	William & Mary (A)	L	70-63
M6	^vs. Army	L	77-65

& — Mount St. Mary's Tip-Off; Emmitsburg, Md.
+ — Harris Teeter Carolina Classic; Chapel Hill, N.C.
* — Patriot League Game
^ — Patriot League Tournament; Bethlehem, Pa.
A — Home game played in Alumni Hall
H — Home game played in Halsey Field House

Season Recap

- ◆ **Overall Record** — 10-17
- ◆ **Patriot League Record** — 4-10 (T-4th place)
- ◆ **Patriot League Tournament** — Quarterfinals
- ◆ **Head Coach** — Debra Schlegal
- ◆ **Team Captain** — Angela Dobbs
- ◆ Debra Schlegal takes over as head coach of the Mids.
- ◆ Navy begins playing a partial schedule of games in Alumni Hall.
- ◆ Navy moves up to the NCAA Division I level and begins competing in the Patriot League.
- ◆ Navy sets an Alumni Hall, school and Patriot League record 14 three-point field goals in its first game as a member of the conference, J11 against Bucknell.
- ◆ In the same game against the Bison, Angela Dobbs becomes the only Mid to record a triple-double with 21

points, 13 rebounds and 10 assists.

1992-93

D1	at St. Francis (Pa.)	W	82-69
D3	at Georgetown	L	100-74
D5	at Western Carolina	L	63-60
D7	at Liberty	W	54-45
D19	%William & Mary (A)	L	55-40
D20	%Buffalo (A)	W	74-68
D30	&vs. TCU	L	91-60
D31	&vs. Monmouth	W	78-72
J1	&vs. Baylor	W	81-71
J5	at Howard	W	71-58
J7	St. Bonaventure (A)	L	84-77
J9	*Army (A)	L	60-50
J13	*Lehigh (A)	W	77-70
J16	*at Colgate	W	64-50
J20	*Lafayette (A)	L	58-47
J23	*Bucknell (A)	L	55-47
J27	*at Holy Cross	L	76-46
J30	*Fordham (H)	L	64-56
F3	*at Army	L	67-62
F6	*at Lehigh	W	80-68
F10	*Colgate (H)	W	61-52
F13	*at Lafayette	L	72-67
F17	*at Bucknell	L	90-62
F20	*Holy Cross (H)	L	76-61
F27	*at Fordham	W	63-61
M2	^at Fordham	L	55-41

% — Navy Classic
& — Holiday Classic; Orlando, Fla.
* — Patriot League Game
^ — Patriot League Tournament
A — Home game played in Alumni Hall
H — Home game played in Halsey Field House

Season Recap

- ◆ **Overall Record** — 11-15
- ◆ **Patriot League Record** — 5-9 (6th place)
- ◆ **Patriot League Tournament** — Quarterfinals
- ◆ **Head Coach** — Debra Schlegal
- ◆ **Team Captains** — Heather Brand, Kim Drayton
- ◆ Yolanda Ray scores 32 points in Navy's F13 game at Lafayette, the most points scored by a Mid during a Patriot League game until 2014.

1993-94

N30	at William & Mary	L	90-50
D3	at Charleston Southern	W	92-88
D5	at UNC Wilmington	L	77-67
D7	Howard (H)	L	72-68
D9	St. Francis (Pa.) (H)	L	81-77
D18	%St. Francis (N.Y.) (A)	W	74-58
D19	%Canisius (A)	L	80-71
D28	at SE Louisiana	L	76-73
D30	at Nicholls State	W	71-66
J4	at Towson	L	81-61
J6	Davidson (H)	W	90-65
J12	*Lehigh (A)	L	79-69
J15	*Colgate (A)	W	83-71
J19	*at Lafayette	L	80-63
J22	*at Bucknell	W	74-60
J26	*Holy Cross (A)	L	66-63
J29	*at Fordham	W	77-75

F2	*Army (A)	L	64-58
F5	*at Lehigh	L	68-65
F9	*at Colgate	L	82-62
F12	*Lafayette (A)	W	69-57
F17	*Bucknell (A)	W	73-71
F19	*at Holy Cross	L	91-83
F22	at UMBC	L	65-61
F26	*Fordham (A)	L	88-68
F28	*at Army	L	71-59
M3	^Lafayette (A)	W	64-63
M5	^Holy Cross (A)	L	83-79

% — Navy Classic
* — Patriot League Game
^ — Patriot League Tournament
A — Home game played in Alumni Hall
H — Home game played in Halsey Field House

Season Recap

- ◆ **Overall Record** — 10-18
- ◆ **Patriot League Record** — 5-9 (6th place)
- ◆ **Patriot League Tournament** — Semifinals
- ◆ **Head Coach** — Debra Schlegal
- ◆ **Team Captain** — Yolanda Ray
- ◆ Yolanda Ray scores the 1,000th point of her career F12 against Lafayette.
- ◆ Kim Jackson is selected as the Patriot League Co-Freshman of the Year, the first time a Mid has earned a major postseason award from the league.
- ◆ Jenna Hausvik receives the Vice Adm. Lawrence Sword.

1994-95

N26	!UNC Wilmington (A)	W	50-42
N27	!Niagara (A)	L	68-56
N30	at St. Francis (N.Y.)	W	64-58
D2	Bowie State (A)	L	53-51
D5	at Howard	L	90-82
D8	at Davidson	L	75-53
D17	%South Carolina St. (A)	L	60-58
D18	%Austin Peay (A)	W	95-73
D29	at Murray State	L	71-67/OT
D31	at Austin Peay	L	92-82
J3	Coppin State (A)	W	76-56
J7	*at Bucknell	L	54-52
J11	*Lafayette (A)	W	65-35
J14	*at Holy Cross	L	84-62
J18	*at Colgate	W	70-55
J21	*Army (A)	W	66-51
J25	*at Fordham	L	66-47
J28	*Lehigh (A)	W	69-62
F1	*Bucknell (A)	W	54-48
F4	*at Lafayette	W	54-39
F8	*Holy Cross (A)	W	63-62
F11	*Colgate (A)	W	62-52
F14	*at Army	L	52-49
F17	District of Columbia (H)	W	71-69/OT
F19	*Fordham (A)	W	63-52
F25	*at Lehigh	W	61-59
M3	^vs. Lafayette	W	68-44
M5	^vs. Fordham	L	70-55

! — Navy Tip-Off Classic
% — Navy Classic
* — Patriot League Game
^ — Patriot League Tournament; West Point, N.Y.
A — Home game played in Alumni Hall
H — Home game played in Halsey Field House

2021-22 NAVY WOMEN'S BASKETBALL

Season Recap

- ◆ **Overall Record** — 16-12
- ◆ **Patriot League Record** — 10-4 (3rd place)
- ◆ **Patriot League Tournament** — Semifinals
- ◆ **Head Coach** — Joe Sanchez
- ◆ **Team Captain** — Kate Wells
- ◆ Joe Sanchez is named as the Patriot League Coach of the Year in his first year with the program.
- ◆ Becky Dowling is selected as the Patriot League Freshman of the Year.
- ◆ Adria Schneck becomes the first Mid to garner first-team all-league honors.

1995-96

N25	!Morgan State	W	80-64
N26	!Eastern Michigan	W	76-69
N29	at Long Island	W	76-65
D1	&vs. Delaware State	W	72-68
D2	&at Liberty	W	55-47
D6	at Columbia	W	70-64
D11	at Cornell	W	82-58
D17	Wofford	W	59-47
D20	%Morehead State	W	77-65
D21	%Charleston Southern	W	82-61
D30	St. Francis (N.Y.)	W	66-54
J3	at Loyola Marymount	L	78-63
J6	at Cal State Northridge	W	58-57/OT
J10	*Bucknell	L	90-86
J13	*at Lafayette	W	63-60
J17	*Holy Cross	W	62-59
J20	*Colgate	L	55-50
J24	*Army	W	62-33
J27	at Wofford	L	64-58
J31	*at Lehigh	W	61-60
F3	*at Bucknell	L	64-58
F7	*Lafayette	L	51-49
F10	*at Holy Cross	L	83-58
F14	*at Colgate	L	55-52/OT
F17	*at Army	W	67-57
F24	*Lehigh	W	68-53
M1	^vs. Army	W	65-57
M3	^at Holy Cross	L	75-66

— Navy Tip-Off Classic

& — Lady Flames Classic; Lynchburg, Va.

% — Navy Classic

* — Patriot League Game

^ — Patriot League Tournament; Worcester, Mass.

Season Recap

- ◆ **Overall Record** — 19-9
- ◆ **Patriot League Record** — 6-6 (3rd place)
- ◆ **Patriot League Tournament** — Semifinals
- ◆ **Head Coach** — Joe Sanchez
- ◆ **Team Captain** — Adria Schneck
- ◆ Navy's 11-0 start is the best in school history.
- ◆ Adria Schneck scores the 1,000th point of her career J10 against Bucknell.
- ◆ Laurie Coffey is selected as the Patriot League Freshman of the Year, the third-straight year a Mid has garnered the accolade.
- ◆ Joanne Groth is named First-Team All-Patriot League.
- ◆ A 62-33 victory by the Mids begins a nine-game winning streak by Navy over Army.

1996-97

N22	&vs. Air Force	W	52-49
N23	&vs. Gonzaga	W	58-55
N26	Pennsylvania	W	59-50
D2	Columbia	W	80-63
D4	UMBC	W	63-33
D6	at St. Francis (N.Y.)	W	64-33
D9	Long Island	W	81-59
D20	%Drexel	W	68-57
D21	%Murray State	L	70-61
D30	at Coll. of Charleston	W	69-59
J2	at Coastal Carolina	W	74-63
J5	Cornell (H)	W	70-50
J8	*at Army	W	71-65
J11	*at Colgate	L	58-53
J13	Wofford	W	64-51
J15	*at Lehigh	W	84-49
J18	*Lafayette	W	67-52
J22	*at Bucknell	W	52-42
J25	at Wofford	W	67-53
J29	*Holy Cross	L	67-65
F1	*Army	W	83-56
F5	*Colgate	W	61-43
F8	*Lehigh	L	80-78/OT
F12	*at Lafayette	W	64-60
F15	*Bucknell	W	68-55
F22	*at Holy Cross	L	79-47
F28	^vs. Army	W	80-53
M2	^at Lehigh	L	70-62

& — Gate City Classic; Pocatello, Idaho

% — Navy Classic

* — Patriot League Game

^ — Patriot League Tournament; Bethlehem, Pa.

H — Home game played in Halsey Field House

Season Recap

- ◆ **Overall Record** — 22-6
- ◆ **Patriot League Record** — 8-4 (2nd place)
- ◆ **Patriot League Tournament** — Semifinals
- ◆ **Head Coach** — Joe Sanchez
- ◆ **Team Captain** — Becky Dowling
- ◆ Navy's roster features five players who would reach the 1,000-point mark in their careers — Joanne Groth (Sr.), Adria Scheck (Sr.), Becky Dowling (Jr.), Laurie Coffey (So.), Erica Hayes (Fr.).
- ◆ Becky Dowling scores the 1,000th point of her career F8 at Army.
- ◆ Becky Dowling and Adria Schneck are both named First-Team All-Patriot League, the first of three-straight years in which a Navy duo gamers the honor.

1997-98

N14	Delaware	W	77-55
N19	Iona	W	65-50
N21	Western Carolina	W	84-68
N23	Sacramento State	W	70-43
N29	&vs. Texas State	W	66-55
N30	&vs. Wis.-Milwaukee	L	79-76
D5	at Pennsylvania	W	70-66
D7	at Iona	W	61-49
D20	%Coppin State	W	67-39
D21	%Mount St. Mary's	W	71-66
D30	+vs. Towson	L	84-75
D31	+at St. Francis (Pa.)	L	82-64
J3	Loyola (Ill.)	W	80-59
J7	*Army	W	74-46

J10	*Colgate	W	84-68
J14	*Lehigh	W	72-52
J17	*at Lafayette	W	70-60
J21	*Bucknell	W	51-41
J27	*at Holy Cross	L	72-62
J31	*at Army	W	74-48
F4	*at Colgate	W	65-49
F7	*at Lehigh	W	67-62
F9	Coastal Carolina	W	60-45
F11	*Lafayette	W	73-63
F14	*at Bucknell	W	57-50
F22	*Holy Cross	L	86-75/OT
F27	^Colgate	W	72-46
F28	^Lafayette	W	76-59
M4	^at Holy Cross	L	67-60

& — Minnesota Dial Classic; Minneapolis, Minn.

% — Navy Classic

+ — Red Flash Classic; Loretto, Pa.

* — Patriot League Game

^ — Patriot League Tournament

Season Recap

- ◆ **Overall Record** — 23-6
- ◆ **Patriot League Record** — 10-2 (T-1st place)
- ◆ **Patriot League Tournament** — Finals
- ◆ **Head Coach** — Joe Sanchez
- ◆ **Team Captain** — Becky Dowling
- ◆ Joanne Groth scores the 1,000th point of her career J14 against Lehigh.
- ◆ Navy advances to the championship game of the Patriot League Tournament for the first time in the program's history.
- ◆ Becky Dowling receives the Vice Adm. Lawrence Sword from the Naval Academy Athletic Association and qualifies for the Navy Athletic Hall of Fame.

1998-99

N13	at Western Carolina	L	59-56
N19	at Sacramento St.	W	75-71
N21	&vs. San Jose St.	W	76-48
N22	&at Nevada	W	70-65
N25	New Hampshire	L	68-64
N27	+vs. Weber State	L	77-47
N28	+vs. Samford	W	63-55
D1	Saint Peter's (N.J.)	L	61-58
D7	at Delaware	L	74-67
D19	%North Carolina A&T	W	67-52
D20	%Mississippi	W	74-71
D31	Yale	W	67-66
J2	at Loyola (Ill.)	Canceled - Weather	
J6	*Bucknell	W	65-58/OT
J9	*Lafayette	W	67-54
J13	Morgan State	W	56-43
J17	*Holy Cross	W	81-74
J19	*at Army	W	83-59
J23	*at Lehigh	L	69-60
J27	*Colgate	W	70-52
J30	*at Bucknell	L	71-54
F3	*at Lafayette	W	75-64
F6	*Army	L	51-50
F9	*at Holy Cross	L	69-61
F17	*Lehigh	W	76-66
F20	*at Colgate	L	63-61
F26	^vs. Colgate	W	60-59
F27	^at Army	W	87-69
M3	^at Holy Cross	L	72-58

& — DANKA Classic; Reno, Nev.

2021-22 NAVY WOMEN'S BASKETBALL

+ — Georgia Tech Classic; Atlanta, Ga.
 % — Navy Classic
 * — Patriot League Game
 ^ — Patriot League Tournament; QF / SF at West Point, N.Y.; F at Worcester, Mass.

Season Recap

- ◆ Overall Record — 17-11
- ◆ Patriot League Record — 7-5 (3rd place)
- ◆ Patriot League Tournament — Finals
- ◆ Head Coach — Joe Sanchez
- ◆ Team Captain — Vanessa Melofchik
- ◆ Navy reaches the title game of the Patriot League Tournament for the second time in as many years.
- ◆ Vanessa Melofchik appears in a school-record 81 career victories (broken in 2014).

1999-2000

N21	Princeton	W	67-63
N24	at Saint Peter's (N.J.)	L	71-53
N27	at La.-Lafayette	L	71-57
N29	at McNeese State	L	55-47
D6	Buffalo	L	61-46
D8	UMBC	W	50-46
D21	American	L	65-54
D30	at Marist	L	66-55
J2	Appalachian State	L	83-74
J4	at UNLV	L	74-56
J8	at Stony Brook	L	56-38
J12	*at Bucknell	L	64-58
J16	*at Lafayette	L	52-50
J18	at Morgan State	L	80-61
J23	*at Holy Cross	L	69-57
J27	*Army	L	69-62
J29	*Lehigh	L	74-70
J31	Yale	L	58-50
F2	*at Colgate	L	61-55
F5	*Bucknell	L	46-43
F9	*Lafayette	W	62-54
F12	Stony Brook	L	68-59
F14	*Colgate	W	61-50
F19	*Holy Cross	L	80-71
F23	*at Lehigh	L	72-63
F26	*at Army	W	64-57
F28	at Albany	L	56-50
M3	^vs. Bucknell	L	62-43

* — Patriot League Game
 ^ — Patriot League Tournament; Easton, Pa.

Season Recap

- ◆ Overall Record — 5-23
- ◆ Patriot League Record — 3-9 (7th place)
- ◆ Patriot League Tournament — Quarterfinals
- ◆ Head Coach — Joe Sanchez
- ◆ Team Captain — Erica Hayes
- ◆ Erica Hayes scores the 1,000th point of her career N27 at Louisiana-Lafayette.
- ◆ Erica Hayes is named First-Team All-Patriot League for the second-straight year.

2000-01

N20	High Point	L	89-76
N22	at UMBC	L	67-56
N26	Columbia	W	66-61

N29	at American	L	75-67/OT
D1	Marist	W	66-59
D3	at Appalachian State	L	97-78
D9	&vs. Albany	L	57-56
D10	&at Stetson	L	87-82
D20	%McNeese State	W	74-65/OT
D21	%Furman	L	87-45
D30	at Buffalo	L	69-42
J2	Air Force	W	56-38
J5	at Princeton	W	67-45
J10	*Bucknell	L	60-57
J15	at Yale	L	81-58
J17	*Lafayette	W	77-62
J20	*at Holy Cross	L	78-63
J24	*at Army	W	72-61
J27	*Colgate	L	88-82
J31	*at Lehigh	W	70-63
F3	*at Bucknell	L	85-66
F5	Albany	W	66-56
F11	*at Lafayette	L	64-59
F14	*Holy Cross	L	78-77/OT
F17	*Army	W	81-59
F21	*at Colgate	L	65-63
F24	*Lehigh	L	83-65
M2	^Army	L	73-61

& — Hatter Classic, DeLand, Fla.
 % — Navy Classic
 * — Patriot League Game
 ^ — Patriot League Tournament

Season Recap

- ◆ Overall Record — 10-18
- ◆ Patriot League Record — 4-8 (5th place)
- ◆ Patriot League Tournament — Quarterfinals
- ◆ Head Coach — Joe Sanchez
- ◆ Team Captain — Jennifer Bombinski
- ◆ Jennifer Bombinski is awarded the Calvert Award by the Naval Academy Athletic Association.
- ◆ In a league first, three players from one team are named the Freshman of the Week during the season — Navy's Courtney Davidson, Adrienne Roseti and Maile Shimoda.

2001-02

N16	at College of Charleston	L	93-70
N18	at Jacksonville	W	75-65
N21	Appalachian State	W	72-71
N25	at San Diego State	L	73-69
N28	at Towson	L	55-54
N30	at Albany	W	69-55
D5	at Marshall	W	71-61
D16	UMBC	W	47-45
D19	%UMES	W	67-54
D20	%Winthrop	W	73-58
D29	at Columbia	W	81-70
J2	Valparaiso	L	71-64
J5	at Air Force	L	85-69
J8	*at Holy Cross	L	82-79/OT
J12	*Bucknell	L	69-52
J16	*Lehigh	L	52-51
J19	*at Colgate	L	84-73
J23	*Lafayette	W	56-55
J26	*Army	W	71-60
J29	*at American	L	86-83
F2	*Holy Cross	L	62-60
F6	*at Bucknell	L	83-71
F9	*at Lehigh	L	87-60

F13	*Colgate	W	81-73
F16	*at Lafayette	W	50-45
F20	*American	W	67-50
F23	*at Army	L	75-67
M1	^vs. Bucknell	L	72-57

% — Navy Classic
 * — Patriot League Game
 ^ — Patriot League Tournament; Upper Marlboro, Md.

Season Recap

- ◆ Overall Record — 13-15
- ◆ Patriot League Record — 5-9 (7th place)
- ◆ Patriot League Tournament — Quarterfinals
- ◆ Head Coach — Joe Sanchez
- ◆ Team Captain — Kristen Kavanaugh
- ◆ Courtney Davidson is named First-Team All-Patriot League, joining Adria Scheck in 1995 as the lone Navy sophomore to garner the award.
- ◆ Courtney Davidson sets a Navy and Patriot League record by converting 89.7-percent (122-of-136) of her free throw attempts.

2002-03

N22	&vs. Providence	L	70-62
N23	&vs. Yale	W	77-69
N26	Towson	W	70-57
N28	at Eastern Illinois	L	77-72
D1	at Valparaiso	W	58-47
D4	at UMBC	W	52-40
D8	Jacksonville	L	75-73
D15	Delaware State	W	60-55
D19	Cal Poly	W	70-66
D21	%Coll. of Charleston	W	76-62
D22	%Fresno State	W	68-66
J2	at Ohio	W	67-52
J5	Albany	W	71-63
J11	*Lehigh	L	75-72
J14	*at American	L	60-55
J18	*Bucknell	L	74-65
J24	*Holy Cross	L	75-66
J26	*Colgate	W	73-57
J31	*at Army	W	60-48
F2	*at Lafayette	W	70-52
F8	*at Lehigh	L	68-57
F11	*American	W	75-72/OT
F16	*at Bucknell	L	73-60
F21	*at Colgate	L	76-65
F23	*at Holy Cross	L	67-55
F27	*Lafayette	W	68-66/OT
M1	*Army	W	86-85/3OT
M7	^vs. Bucknell	L	79-69/OT

& — Bank North Classic; Burlington, Vt.
 % — Navy Classic
 * — Patriot League Game
 ^ — Patriot League Tournament; Upper Marlboro, Md.

Season Recap

- ◆ Overall Record — 16-12
- ◆ Patriot League Record — 6-8 (5th place)
- ◆ Patriot League Tournament — Quarterfinals
- ◆ Head Coach — Joe Sanchez
- ◆ Team Captain — Lisa Steinmetz
- ◆ Navy concludes its season by playing three-straight overtime games.
- ◆ Navy's regular season finale is an 86-85 triple overtime victory over Army, the first triple overtime game in Navy

2021-22 NAVY WOMEN'S BASKETBALL

history.

- ◆ Courtney Davidson is selected First-Team All-Patriot League.
- ◆ Courtney Davidson is selected First-Team Academic All-America by the College Sports Information Directors of America.

2003-04

N21	at Robert Morris	W	68-58
N23	at Albany	L	77-55
N25	Morgan State	W	80-47
N28	&vs. Texas	L	97-46
N29	&vs. Arizona	L	67-61
N30	&vs. Syracuse	L	60-46
D3	UMBC	W	60-41
D5	at Delaware	L	69-57
D20	%Eastern Illinois	W	88-62
D21	%Seton Hall	L	60-53
D29	Air Force	W	73-60
D31	St. Francis (N.Y.)	W	79-53
J2	at Wyoming	L	69-60
J8	Brown	L	65-59
J10	*at Lehigh	L	71-61
J13	*American	L	51-42
J17	*at Bucknell	L	72-63
J23	*at Holy Cross	W	71-64
J25	*at Colgate	L	80-57
J30	*Army	W	75-73
F1	*Lafayette	W	71-53
F4	at Radford	W	74-68
F7	*Lehigh	L	77-53
F11	*at American	L	59-48
F14	*Bucknell	W	65-42
F20	*Colgate	W	68-53
F22	*Holy Cross	L	79-60
F26	*at Lafayette	W	67-53
F28	*at Army	L	65-60
M5	^vs. American	L	85-73

& — Rainbow Wahine Classic; Honolulu, Hawai'i

% — **Navy Classic**

* — Patriot League Game

^ — Patriot League Tournament; Upper Marlboro, Md.

Season Recap

- ◆ **Overall Record** — 13-17
- ◆ **Patriot League Record** — 6-8 (T-6th place)
- ◆ **Patriot League Tournament** — Quarterfinals
- ◆ **Head Coach** — Tom Marryott
- ◆ **Team Captain** — Courtney Davidson
- ◆ Tom Marryott is named head coach of the Midshipmen.
- ◆ Courtney Davidson is selected First-Team All-Patriot League for a Navy-best third-straight season.
- ◆ Courtney Davidson is selected Second-Team Academic All-America by CoSIDA.
- ◆ Courtney Davidson receives the Vice Adm. Lawrence Sword from the Naval Academy Athletic Association and qualifies for the Navy Athletic Hall of Fame.
- ◆ Maile Shimoda (F14, Bucknell) and Adrienne Roseti (F20, Colgate) record the 1,000th point of their respective careers.

2004-05

N19	at Cal Poly	L	72-65
N21	at California	L	87-55

N27	Troy	W	80-66
D1	at UMBC	L	59-46
D4	at St. Bonaventure	L	61-57
D10	Providence	W	72-42
D18	at Jacksonville	L	63-59
D22	%Morehead State	W	69-46
D23	%Delaware State	W	57-37
D30	at Air Force	L	72-62
J3	at Delaware State	L	50-43
J5	at Radford	L	59-51
J8	*Lafayette	W	59-46
J12	*at American	W	70-64
J15	*at Lehigh	L	65-53
J18	at Brown	L	64-54
J21	*Holy Cross	L	73-48
J23	*Army	L	64-50
J28	*at Colgate	L	64-53
J30	*at Bucknell	W	53-43
F4	*at Holy Cross	L	71-57
F6	*at Army	L	89-81
F11	*Colgate	W	78-73
F13	*Bucknell	L	65-58
F19	*Lehigh	W	64-59
F23	*at Lafayette	L	68-58
F26	*American	W	49-46
M3	^vs. American	W	62-40
M5	^at Holy Cross	L	72-62

% — **Navy Classic**

* — Patriot League Game

^ — Patriot League Tournament; Worcester, Mass.

Season Recap

- ◆ **Overall Record** — 11-18
- ◆ **Patriot League Record** — 6-8 (T-5th place)
- ◆ **Patriot League Tournament** — Semifinals
- ◆ **Head Coach** — Tom Marryott
- ◆ **Team Captain** — Abi Campbell
- ◆ Lauren Skrel records a double-double with assists a Navy record three times on the season.
- ◆ Navy snaps five-year, six-game skid by winning its quarterfinal round game of the Patriot League Tournament.

2005-06

N18	&at Florida Atlantic	W	68-64
N19	&vs. Monmouth	L	88-79
N22	North Carolina A&T	W	80-69
N27	at St. Francis (N.Y.)	W	52-48
N29	at Mount St. Mary's	L	80-72
D2	at Providence	W	67-61
D6	Morgan State	W	79-50
D9	Delaware State	L	53-43
D19	St. Bonaventure	L	57-48
D28	Radford	W	71-65
D30	UMBC	L	71-44
J2	Long Island	W	72-68
J4	at Troy	L	89-87/OT
J7	*Bucknell	L	88-51
J10	*at Lehigh	W	89-82/OT
J14	*at Lafayette	W	75-71/OT
J21	*Army	L	83-69
J24	*American	W	70-60
J28	*at Bucknell	L	74-54
J31	*Holy Cross	L	59-55
F4	*at Army	L	78-72/OT
F7	*Lehigh	W	49-42
F11	*Lafayette	W	73-63

F14	*at Holy Cross	L	65-47
F18	*at Colgate	W	80-62
F21	*at American	L	89-81/OT
F25	*Colgate	W	65-60
M2	^vs. Colgate	L	60-55

& — FAU Tip-Off Classic; Davie, Fla.

* — Patriot League Game

^ — Patriot League Tournament; West Point, N.Y.

Season Recap

- ◆ **Overall Record** — 14-14
- ◆ **Patriot League Record** — 7-7 (4th place)
- ◆ **Patriot League Tournament** — Quarterfinals
- ◆ **Head Coach** — Tom Marryott
- ◆ **Team Captain** — Ashley Pelzek
- ◆ Carly Meyer ties a Navy record for a Patriot League game by scoring 32 points F21 against American.
- ◆ Navy plays a school-record five overtime games on the season (broken in 2015-16).
- ◆ Meredith Addington receives the Patriot League Sportsmanship Award for Women.

2006-07

N10	at Ohio	L	72-49
N12	Marshall	L	74-47
N17	&vs. Massachusetts	L	61-42
N18	&vs. Howard	W	77-67
N25	Mount St. Mary's	W	57-46
N28	at Long Island	L	51-49
D1	at Saint Francis (Pa.)	L	64-56
D4	Georgetown	L	51-34
D6	at UMBC	W	74-56
D18	at North Carolina A&T	L	64-59
D20	at Charleston Southern	W	65-55
D22	Air Force Canceled — weather		
D29	at Marquette	L	67-40
J2	at Stetson	W	61-56
J6	*at Bucknell	L	67-47
J9	*Lehigh	W	54-44
J13	*Lafayette	W	55-43
J16	*at Holy Cross	L	49-39
J21	*at Army	W	49-44
J24	*at American	L	62-48
J27	*Colgate	L	55-44
J30	Winston-Salem State	W	58-39
F3	*Bucknell	L	76-66
F6	*at Lehigh	W	59-46
F10	*at Lafayette	L	68-65
F13	*Holy Cross	L	85-80
F18	*Army	L	58-43
F21	*American	W	65-58
F24	*at Colgate	W	54-52
M3	^ American	L	68-55

& — Seton Hall Basketball Classic; South Orange, N.J.

* — Patriot League Game

^ — **Patriot League Tournament**

Season Recap

- ◆ **Overall Record** — 12-17
- ◆ **Patriot League Record** — 6-8 (T-4th place)
- ◆ **Patriot League Tournament** — Quarterfinals
- ◆ **Head Coach** — Tom Marryott
- ◆ **Team Captain** — Kate Hobbs
- ◆ Carly Meyer becomes just the second Mid (Adria Schneck, 1997) to lead the Patriot League in scoring (15.0 ppg), and Kalen Kropa becomes the third Navy

2021-22 NAVY WOMEN'S BASKETBALL

Mid in four years to lead the league in assists (4.79 apg).

◆ Kate Hobbs sets a school record by appearing in 115 career games, and ends her career in second place at Navy with 91 career blocked shots. She is named First-Team All-Senior CLASS for her accomplishments on and off the court.

2007-08

N9	&vs. Rice	L	63-52
N10	&at Winthrop	L	47-33
N11	&vs. North Texas	L	56-45
N14	Howard	W	71-50
N18	Rider	W	65-58
N20	at Georgetown	L	81-56
N23	+at Colorado State	L	59-53
N24	+vs. Kent State	L	53-47
N30	at Radford	L	63-51
D5	UMBC	L	59-51
D16	at Marshall	L	70-58
D18	at San Diego State	L	91-33
D29	Air Force	W	72-69/OT
J2	Fordham	W	55-45
J5	Ohio	L	81-52
J12	*Bucknell	L	71-45
J16	*at Lehigh	L	55-53
J19	*at Lafayette	L	60-44
J23	*Holy Cross	L	62-51
J27	*Army	L	58-49
J30	*American	L	59-52
F2	*at Colgate	W	64-49
F9	*at Bucknell	L	65-50
F13	*Lehigh	L	54-50
F16	*Lafayette	W	53-44
F20	*at Holy Cross	L	56-53
F23	*at Army	L	70-66/OT
F27	*at American	L	69-37
M1	*Colgate	W	56-54
M8	^vs. Holy Cross	L	67-53

& — Winthrop Classic; Rock Hill, S.C.

+ — Rocky Mountain Invitational; Fort Collins, Colo.

* — Patriot League Game

^ — Patriot League Tournament; West Point, N.Y.

Season Recap

◆ **Overall Record** — 7-23

◆ **Patriot League Record** — 3-11 (7th place)

◆ **Patriot League Tournament** — Quarterfinals

◆ **Head Coach** — Tom Marryott

◆ **Team Captain** — Ali Currier

◆ Cassie Consedine earns Patriot League Rookie-of-the-Year honors after leading the league in rebounding, ranking third in scoring and breaking the Navy single-season blocked shots record by 25 with 72 rejections.

◆ Navy leads the league in assists, the first time the program has accomplished the feat.

2008-09

N14	Ohio	L	63-48
N16	at Howard	W	59-49
N19	at Winston-Salem St.	W	53-49
N21	&vs. Texas State	L	77-58
N22	&at Columbia	L	54-53
N25	Dayton	L	64-58/OT

N28	Saint Francis (Pa.)	W	76-66
N30	Delaware State	W	55-45
D3	at UMBC	L	85-77
D5	at Penn	L	61-58
D9	at Towson	L	65-53
D19	at Rider	W	71-64
D22	Radford	W	61-44
J3	at Air Force	L	65-62
J5	at Fordham	W	70-66/OT
J10	*at Bucknell	L	66-50
J14	*Lehigh	L	66-63/OT
J17	*Lafayette	W	53-48
J21	*at Holy Cross	W	59-50
J24	*at Army	W	44-39
J28	*at American	W	68-61
J31	*Colgate	W	48-40
F7	*Bucknell	L	66-54
F11	*at Lehigh	L	66-48
F14	*at Lafayette	W	60-57
F18	*Holy Cross	L	67-58
F21	*Army	L	58-50
F25	*American	W	59-56
F28	*at Colgate	W	65-35
M7	^vs. Bucknell	W	53-51
M8	^vs. Lafayette	L	62-55

& — Tyler Ugolyn Columbia Classic; New York, N.Y.
* — Patriot League Game
^ — Patriot League Tournament; Bethlehem, Pa.

Season Recap

◆ **Overall Record** — 16-15

◆ **Patriot League Record** — 8-6 (T-3rd place)

◆ **Patriot League Tournament** — Semifinals

◆ **Head Coach** — Stefanie Pemper

◆ **Team Captain** — None

◆ Angela Myers was tabbed as the Defensive Player of the Year in the Patriot League, while also earning Second-Team All-Patriot League honors.

◆ Navy posted its longest league winning streak (5 games) in 11 years, a stretch that included victories at Holy Cross, at Army and at American.

◆ The Mids played a league-high 23 games that were decided by 10 points or less (14-9 record in those games).

2009-10

N13	&vs. High Point	W	70-67/OT
N14	&at Elon	W	68-61
N16	at Ohio	W	55-51
N20	%Loyola	W	67-57
N21	%Liberty	L	55-43
N24	at Delaware State	W	52-43
N27	+at UTSA	L	69-57
N28	+vs. Western Illinois	W	67-33
D2	at UMBC	L	59-51
D6	Penn	W	65-51
D11	at Delaware	L	67-50
D13	Towson	L	56-43
D22	Air Force	W	54-48
J2	at Harvard	L	71-55
J5	at Dayton	L	84-54
J8	*Bucknell	W	70-40
J13	*at Lehigh	L	64-56
J16	*at Lafayette	L	46-43
J20	*Holy Cross	W	75-60
J23	*Army	W	64-53
J27	*American	L	62-45

J30	*at Colgate	L	56-54
F6	*at Bucknell	W	61-46
F11	*Lehigh	L	54-53
F13	*Lafayette	W	62-42
F17	*at Holy Cross	W	77-69
F20	*at Army	W	54-48
F24	*at American	L	66-38
F27	*Colgate	W	69-50
M6	^vs. Colgate	W	69-57
M7	^vs. American	L	72-47

& — Phoenix Classic; Elon, N.C.

% — **Navy Classic**

+ — UTSA Thanksgiving Classic; San Antonio, Texas

* — Patriot League Game

^ — Patriot League Tournament; Worcester, Mass.

Season Recap

◆ **Overall Record** — 17-14

◆ **Patriot League Record** — 8-6 (3rd place)

◆ **Patriot League Tournament** — Semifinals

◆ **Head Coach** — Stefanie Pemper

◆ **Team Captain** — K.C. Gordon

◆ In addition to garnering first-team all-league honors, Angela Myers won her second-straight league defensive player-of-the-year accolade. Chey Arvin was named to the league's all-rookie team.

◆ Navy posted season sweeps of Holy Cross (first time), Bucknell (first since 1998) and Army (first since 2003).

◆ Cassie Consedine broke the school record for career blocked shots and scored the 1,000th point of her career.

◆ Navy broke its own school record (6.32) with an average of 7.68 three-point FGM a game, while breaking the school (191) and league (196) marks with 238 three-point field goals made.

2010-11

N12	at Siena	W	57-43
N14	at NJIT	W	72-55
N19	%Villanova	L	54-41
N20	%Harvard	W	65-60
N26	&at Maine	W	65-43
N27	&vs. Florida	L	52-43
D3	Loyola	L	57-54
D5	Delaware	L	60-55
D8	Mount St. Mary's	W	63-46
D10	at Princeton	L	74-61
D21	UMBC	L	65-56
D30	at Air Force	W	63-62
J1	at Seattle	L	62-50
J4	Howard	W	58-45
J8	*at Bucknell	W	62-56
J12	*Lehigh	W	63-62
J15	*Lafayette	W	61-52
J19	*at Holy Cross	W	53-39
J22	*at Army	W	55-46
J26	*at American	W	57-46
J29	*Colgate	L	59-55
F5	*Bucknell	W	66-45
F9	*at Lehigh	L	63-59
F12	*at Lafayette	L	58-53
F16	*Holy Cross	W	73-68/OT
F19	*Army	L	57-46
F23	*American	W	63-56
F26	*at Colgate	W	75-59
M5	^Colgate	W	55-36
M9	^Bucknell	W	55-41

2021-22 NAVY WOMEN'S BASKETBALL

M12	^American	W	47-40
M19	\$vs. DePaul	L	56-43
% — Navy Classic			
& — Dead River Company Classic; Orono, Maine			
* — Patriot League Game			
^ — Patriot League Tournament			
\$ — NCAA Tournament; University Park, Pa.			

Season Recap

- ◆ Overall Record — 20-12
- ◆ Patriot League Record — 10-4 (T-1st place)
- ◆ Patriot League Tournament — Champions
- ◆ Head Coach — Stefanie Pemper
- ◆ Team Captain — Angela Myers
- ◆ Navy shared the Patriot League regular season title for the second time in school history (1998).
- ◆ The Mids entered the league tournament as the No. 1 seed for the first time.
- ◆ Navy won the program's first Patriot League Tournament title and advanced to Navy's first NCAA Tournament.
- ◆ The No. 14 Mids led No. 3 DePaul in the second half and were within single digits of the Blue Demons with less than four minutes left in the game. Though Navy lost to the ninth-ranked Blue Demons, the 13-point defeat was the closest for a Patriot League team in the NCAA Tournament in 20 years.
- ◆ Stefanie Pemper was tabbed as the Patriot League's Coach of the Year.
- ◆ Angela Myers earned First-Team All-Patriot League honors and Cassie Consedine garnered second-team all-league honors.
- ◆ Jade Geif was selected as the Patriot League's Rookie of the Year.
- ◆ Geif would go on to be named as the MVP of the Patriot League Tournament. Joining her on the all-tournament team were Alix Membreno and Angela Myers.
- ◆ Navy would again break the school and league record with 240 three-point field goals made.
- ◆ Angela Myers was the recipient of the Vice Adm. Lawrence Sword for Women. She scored her 1,000th career point and broke the Navy records for career games played (124), games started (123), minutes played (3,940) and assists (511).
- ◆ Consedine concluded her career having rejected a Navy-record 215 blocks and hauled in a school-best 727 defensive rebounds. She also ranked among the Navy career leaders in points (1,418, 7th), three-point field goals made (165, 3rd) and rebounds (882, 3rd).
- ◆ Navy as a team ranked among the NCAA leaders in fewest fouls committed in a game (12.1, 2nd), three-point field goals made (7.5, 14th) and scoring defense (53.7, 14th).

2011-12

N11	Richmond	L	56-39
N13	at Loyola	L	42-38
N18	at William & Mary	W	61-58
N26	at Mount St. Mary's	L	52-45
N28	Air Force	W	71-59
D2	%Houston Baptist	W	67-31
D3	%Maine	W	73-56
D7	Siena	W	61-50
D9	Princeton	W	65-52
D11	at Howard	L	60-50
D20	UMBC	L	54-46

D29	&at Fordham	L	47-43
D30	&vs. Boston	L	48-46
J3	NJIT	W	67-51
J7	*at Lafayette	W	60-55
J11	*Holy Cross	L	55-38
J14	*Army	W	58-56
J18	*at American	L	49-44
J21	*Colgate	W	61-52
J25	*Lehigh	L	50-46
J28	*at Bucknell	W	50-49
F4	*Lafayette	W	63-47
F8	*at Holy Cross	W	73-56
F11	*at Army	W	57-50
F15	*American	L	55-52
F18	*at Colgate	L	62-60
F22	*at Lehigh	L	57-48
F25	*Bucknell	W	60-51
M1	^Colgate	W	66-54
M5	^at Lehigh	W	64-59
M10	^Holy Cross	W	57-48
M17	\$at Maryland	L	59-44
% — Navy Classic			
& — Fordham Holiday Classic; Bronx, N.Y.			
* — Patriot League Game			
^ — Patriot League Tournament			
\$ — NCAA Tournament			

Season Recap

- ◆ Overall Record — 18-14
- ◆ Patriot League Record — 8-6 (T-3rd place)
- ◆ Patriot League Tournament — Champions
- ◆ Head Coach — Stefanie Pemper
- ◆ Team Captain — Erin Edwards
- ◆ Navy won the Patriot League Tournament for the second consecutive season. The Mids became just the sixth team in league history to repeat as the tournament champion.
- ◆ Navy, the No. 15 seed in the NCAA Tournament's Raleigh Region, held No. 2 seed and fifth-ranked Maryland to its lowest scoring total of the season, to date, and 18 points below the scoring average it entered the game with.
- ◆ The gap between the teams was just seven points (37-30) with 15 minutes remaining in the game.
- ◆ Both Jade Geif and Alix Membreno were named Second-Team All-Patriot League.
- ◆ Jade Geif was tabbed as the MVP of the Patriot League Tournament. She became just the third player in league history to repeat as the tournament MVP.
- ◆ Joining Geif on the all-tournament team were Alix Membreno and Kara Pollinger.
- ◆ Audrey Bauer was named to the Patriot League All-Academic Team.
- ◆ One of Navy's most impressive victories in the regular season in a number of years was its 65-52 win over Princeton, a team that would go on to win its third consecutive Ivy League championship.
- ◆ Navy posted a 57-50 win over Army to win the Star Game for the second time in three years.
- ◆ The Mids led the NCAA for the fewest number — on average — of personal fouls called a game (11.7 fpg) and ranked 10th in scoring defense (52.5 ppg).
- ◆ Navy led the Patriot League in three-point field goals made for the fourth consecutive season. The Mids also led the league in scoring defense (last: 2000), defensive field goal percentage (last: 1998), three-point field goal percentage (first time) and rebounding margin (last: 1999).
- ◆ Senior team captain Erin Edwards received the Calvert

Award from the Naval Academy Athletic Association.

2012-13

N9	at Iona	L	74-64
N11	at Stony Brook	L	44-40
N17	Saint Peter's	W	64-53
N20	Loyola	W	71-60
N23	&vs. UC Davis	L	66-63/OT
N24	&vs. Jackson State	W	72-48
N26	at Air Force	W	60-36
N30	%East Carolina	W	57-48
D1	%High Point	L	63-47
D4	William & Mary	W	69-64
D8	at Mount St. Mary's	L	53-46
D19	at Marquette	L	73-65
D30	Marshall	W	67-51
J4	at Richmond	L	65-59
J8	at Princeton	L	70-50
J13	*Lafayette	W	62-44
J16	*at Holy Cross	W	60-47
J20	*at Army	L	53-42
J23	*American	W	61-42
J26	*at Colgate	W	59-43
J30	*at Lehigh	W	72-47
F2	*Bucknell	W	61-40
F9	*at Lafayette	W	60-52/OT
F13	*Holy Cross	W	59-35
F16	*Army	L	48-40
F20	*at American	W	52-42
F23	*Colgate	W	63-48
F27	*Lehigh	W	49-34
M2	*at Bucknell	L	55-48
M7	^Lafayette	W	59-55/OT
M11	^Bucknell	W	60-48
M16	^Holy Cross	W	72-53
M24	\$vs. Kentucky	L	61-41
% — Navy Classic			
& — Husky Classic; Houston, Texas			
* — Patriot League Game			
^ — Patriot League Tournament			
\$ — NCAA Tournament; Queens, N.Y.			

Season Recap

- ◆ Overall Record — 21-12
- ◆ Patriot League Record — 11-3 (T-1st place)
- ◆ Patriot League Tournament — Champions
- ◆ Head Coach — Stefanie Pemper
- ◆ Team Captain — Kara Pollinger
- ◆ Navy shared the Patriot League regular season title for the second time in three years and for the third time in school history.
- ◆ The No. 2 seed in the postseason, Navy played all three games of the league tournament at home en route to winning the event for the third-consecutive season.
- ◆ Garnered the No. 15 seed in the NCAA Tournament and faced No. 2 seed (and seventh-ranked) Kentucky.
- ◆ The Mids held the lead at halftime, making Navy the first Patriot League team to hold a lead at the break in an NCAA Tournament game in over 20 years.
- ◆ Kentucky scored 12 of the game's final 13 points to post a 61-41 win.
- ◆ Navy's 21 overall wins gave the Mids their second 20-win campaign in three years and its fourth such season in school history.
- ◆ Navy swept the regular season series from five teams, which tied the school record.

2021-22 NAVY WOMEN'S BASKETBALL

- ◆ Alix Membreno was selected as the MVP of the Patriot League Tournament after averaging 12.7 points, 9.3 rebounds and 7.0 assists in three games.
- ◆ Earning all-tournament honors were Jade Geif, Kara Pollinger and Chloe Stapleton.
- ◆ Kara Pollinger made six three-point field goals in the title game against Holy Cross. Her 24 points in the game set a new league record for the most points scored in the event's final.
- ◆ Jade Geif was one of only two consensus First-Team All-Patriot League honorees. Joining her in receiving all-league laurels was Alix Membreno, who earned second team accolades.
- ◆ Audrey Bauer was named to the Patriot League All-Academic Team.
- ◆ Navy led the Patriot League — for a fifth-straight year — and ranked 22nd nationally with an average of 7.4 three-point field goals made a game. Navy's 243 triples also set a new school standard.
- ◆ Jade Geif scored the 1,000th point of her career F23 game against Colgate.
- ◆ Jade Geif earned four Patriot League Player-of-the-Week honors on the year, which is the most earned by a Mid in a single season.

2013-14

N8	at Towson	W	56-55
N10	Stony Brook	W	72-54
N17	Iona	L	64-61
N19	at Saint Peter's	W	70-51
N22	at Oral Roberts	W	89-64
N24	at Minnesota	L	62-55
N29	%Brown	W	81-61
N30	%Rider	W	75-64
D3	Mount St. Mary's	W	63-55
D6	Princeton	L	73-57
D29	at Marshall	W	72-68
J2	*Loyola	W	67-44
J5	*at Lafayette	W	67-53
J8	*Boston U.	W	70-50
J11	*Army	W	74-64
J15	* at Bucknell	W	94-92/2OT
J18	*Colgate	W	71-40
J22	*at Lehigh	W	73-61
J25	*at Holy Cross	W	60-53
J29	*American	W	48-44
F1	*Lafayette	L	70-69
F5	*at Boston U.	W	68-57
F8	*at Army	L	54-48
F12	*Bucknell	W	70-61
F15	*at Colgate	W	76-47
F19	*Lehigh	W	79-59
F22	*Holy Cross	W	64-57
F26	*at American	L	63-50
M1	*at Loyola	W	74-50
M6	^Lehigh	W	84-54
M10	^Holy Cross	L	75-56
M20	\$at Old Dominion	L	68-60

% — Navy Classic
 * — Patriot League Game
 ^ — Patriot League Tournament
 \$ — WNIT

Season Recap

- ◆ Overall Record — 24-8
- ◆ Patriot League Record — 15-3 (1st place)

- ◆ **Patriot League Tournament** — Semifinals
- ◆ **Head Coach** — Stefanie Pemper
- ◆ **Team Captain** — Kara Pollinger
- ◆ Navy won the program's first outright Patriot League regular season title in school history.
- ◆ The Mids advanced to the postseason — WNIT — for the fourth year in a row.
- ◆ Navy set a school record for the most wins in a single season with 24.
- ◆ Navy put together a 10-game winning streak during the season, which fell one victory short of tying the school record (1990-91, 1995-96).
- ◆ Navy's nine-game Patriot League winning streak broke the school record for the most consecutive league wins in a single year (six, 2011, 2013).
- ◆ Stefanie Pemper was selected as the Patriot League Coach of the Year.
- ◆ Both Jade Geif and Kara Pollinger earned first-team all-league honors, and Alix Membreno was named Second-Team All-Patriot League.
- ◆ Alix Membreno was selected as the Patriot League Defensive Player of the Year.
- ◆ Jade Geif was named to the Patriot League All-Tournament Team. She is the first player in league history to be named to the all-tournament team in each of her four seasons.
- ◆ Alix Membreno (J15 at Bucknell), Kara Pollinger (F12, Bucknell) and Audrey Bauer (F12, Bucknell) each recorded the 1,000 point of their respective careers during the season. Along with Jade Geif, who reached the milestone one year earlier, the Class of 2014 became just the fourth to have four players score 1,000 career points in NCAA Division I history.
- ◆ Jade Geif ended her career with over 1,000 points and 1,000 rebounds. She is the first Navy women's basketball player to attain those numbers and joins David Robinson and Vernon Butler as the lone Navy basketball players to have done so.
- ◆ The Class of 2014 ended their careers with a school record 83 wins and a school record 44 Patriot League wins.
- ◆ Navy led the Patriot League in three-point field goals made for the fifth consecutive season. The Mids also led the league in assist-to-turnover ratio, and defensive three-point field goal percentage.
- ◆ Jade Geif received the Vice Adm. Lawrence Sword from the Naval Academy Athletic Association.
- ◆ The first jersey in Navy women's basketball history was retired on J15 when Becky Dowling's No. 32 was honored.
- ◆ Stefanie Pemper broke the Navy record for the most league regular season wins by a coach with her 60th such victory, which came in the regular season finale at Loyola.

2014-15

N14	at North Carolina A&T	L	52-47
N16	at Elon	L	69-56
N20	Mary Washington	W	79-59
N22	Penn	L	60-51
N25	George Mason	W	84-79
N28	%UNCG	W	71-64
N29	%Grand Canyon	W	60-51
D2	Towson	W	55-51
D5	at Portland State	L	56-50
D6	at Oregon	L	72-64
D21	Saint Peter's	W	71-35

D31	*at Loyola	L	55-49
J3	*Lafayette	W	65-52
J7	*at Boston U.	W	61-55
J10	*at Army	W	53-50
J14	*Bucknell	L	44-42/OT
J17	*at Colgate	W	65-63
J21	*Lehigh	W	47-44
J24	*Holy Cross	L	60-44
J27	*at American	L	59-49
J31	*at Lafayette	W	65-60
F4	*Boston U.	W	48-40
F7	*Army	L	58-46
F11	*at Bucknell	L	51-50
F14	*Colgate	W	64-52
F18	*at Lehigh	W	50-44
F21	*at Holy Cross	L	48-44
F25	*American	L	41-29
F28	*Loyola	W	59-50
M6	^at Bucknell	W	60-49
M9	^at American	L	60-53

% — Navy Classic
 * — Patriot League Game
 ^ — Patriot League Tournament

Season Recap

- ◆ Overall Record — 17-14
- ◆ Patriot League Record — 10-8 (T-4th)
- ◆ Patriot League Tournament — Semifinals
- ◆ Head Coach — Stefanie Pemper
- ◆ Team Captain — Chloe Stapleton
- ◆ Navy entered the season with having just one player who had started a game in their collegiate career.
- ◆ The Mids tied a league record by having four different players earn the league rookie-of-the-week accolade during the season.
- ◆ A school record 10 players totaled at least 100 points on the season.
- ◆ Taylor Dunham was named to the Patriot League All-Rookie Team. She became just the fourth freshman in school history to lead Navy in scoring average for a season.
- ◆ Navy led the league in steals (9.1 spg) for the first time in school history.
- ◆ Navy also led the league in three-point field goals made (7.3 3fgm/g) for the seventh year in a row.

2015-16

N13	at Hofstra	L	65-63
N15	at Saint Peter's	W	50-39
N22	North Carolina A&T	W	52-48
N24	Elon	W	73-70/2OT
N27	%Siena	W	59-58/OT
N28	%Colorado State	L	82-73/2OT
D2	Long Island	L	68-66/OT
D5	at Penn	L	57-43
D8	Johns Hopkins	W	77-45
D13	at Kansas	L	61-54/OT
D21	Air Force	W	64-46
D30	*Bucknell	L	51-41
J2	*at Holy Cross	L	57-49
J7	*Boston U.	W	67-56
J9	*Colgate	W	51-41
J13	*at Loyola	L	51-38
J16	*at Lafayette	W	65-58/OT
J20	*Lehigh	L	51-48
J23	*vs. Army (NYC)	L	75-38
J30	*Holy Cross	W	50-49

2021-22 NAVY WOMEN'S BASKETBALL

F4	*at Boston U.	L	51-49
F6	*at Colgate	W	62-58
F10	*Loyola	W	45-38
F13	*Lafayette	W	64-48
F17	*at Lehigh	L	62-54
F20	*Army	L	49-34
F24	*American	W	65-52
F27	*at Bucknell	L	64-52
M2	*at American	L	61-56
M7	*at Loyola	L	44-42

% — Navy Classic

* — Patriot League Game

^ — Patriot League Tournament

Season Recap

- ◆ **Overall Record** — 15-15
- ◆ **Patriot League Record** — 9-9 (6th)
- ◆ **Patriot League Tournament** — Quarterfinals
- ◆ **Head Coach** — Stefanie Pemper
- ◆ **Team Captain** — Sarita Condie
- ◆ Navy tied a pair of NCAA records for the most consecutive overtime games played (4) and the most overtime games played in a season (6).
- ◆ Justice Swett was selected as the Patriot League Defensive Player of the Year to headline the league's inaugural all-defensive team.
- ◆ Navy led the Patriot League — in league games — in steals per game (9.4), turnovers forced per game (17.9) and turnover margin (+3.6). Navy also finished the year +67 in steal margin.

2016-17

N11	at Wake Forest	L	75-65
N13	at Tennessee	L	85-55
N18	Hofstra	W	78-69
N21	Iona	W	73-68
N25	&at Nevada	W	79-62
N26	&vs. Arkansas	L	70-67
N29	at Air Force	W	64-46
D3	%Cleveland State	W	88-63
D4	%Liberty	W	67-66
D7	Goucher	W	93-40
D20	at George Mason	L	68-64/OT
D30	*at Bucknell	L	67-64
J2	*Holy Cross	W	57-56
J6	*at Boston U.	W	62-59
J8	*at Colgate	W	80-67
J11	*Loyola	W	77-51
J14	*Lafayette	W	76-41
J18	*at Lehigh	W	66-64
J21	*at Army	W	63-58
J28	*at Holy Cross	W	73-71
F2	*Boston U.	W	55-41
F4	*Colgate	L	69-61
F8	*at Loyola	W	55-43
F11	*at Lafayette	W	68-65
F15	*Lehigh	W	79-44
F18	*Army	W	67-62
F22	*at American	L	50-48
F25	*Bucknell	L	63-54
M1	*American	W	60-44
M6	^Lafayette	W	53-37
M10	^vs. Army	W	54-53
M12	^at Bucknell	L	79-71/OT
M17	\$at George Washington	W	61-51/OT
M19	\$at Virginia Tech	L	75-64

& — Nugget Classic; Reno, Nev.

% — Navy Classic

* — Patriot League Game

^ — Patriot League Tournament; QF at Annapolis, Md.; SF / F at Lewisburg, Pa.

\$ — WNIT

Season Recap

- ◆ **Overall Record** — 24-10
- ◆ **Patriot League Record** — 14-4 (2nd)
- ◆ **Patriot League Tournament** — Finals
- ◆ **Head Coach** — Stefanie Pemper
- ◆ **Team Captain** — Sarita Condie
- ◆ Navy placed second in the Patriot League's regular season and advanced to the title game of the league tournament.
- ◆ Those results gave Navy an automatic berth into the WNIT. The Mids recorded a 61-51 overtime victory at George Washington in the first round of the event, which gave Navy the first national post-season tournament victory in program history and the first win in the WNIT by a Patriot League team.
- ◆ Navy defeated Army three times in the season for the first time since 20 years. The Mids swept the regular season series and won the Star Game with a 67-62 victory in Annapolis, then defeated the Black Knights, 54-53 in the semifinal round of the Patriot League Tournament on a three-point shot by Sarita Condie with less than one second remaining in the game.
- ◆ The 24 victories set the school record for the most in a single season.
- ◆ Condie, who tallied 482 points as a senior and over 1,000 points in her career, earned First-Team All-Patriot League honors as well as the USNA's Vice Adm. Lawrence Sword.
- ◆ Taylor Dunham received Third-Team All-Patriot League accolades and Justice Swett was named to the league's all-defensive team.
- ◆ Navy made at least 10 three-point field goals in nine games and totaled 279 triples on the season (second in school and league history) to rank 20th in the country with an average of 8.2 made a game.

2017-18

N10	at Marist	W	77-70
N12	Rider	W	63-44
N17	Norfolk State	W	70-51
N22	Air Force	W	71-64
N25	%North Dakota State	W	67-54
N26	%St. Bonaventure	W	86-48
N30	Monmouth	W	73-49
D3	Emory & Henry	W	88-57
D6	at Richmond	W	76-56
D10	at New Mexico	L	94-87/OT
D20	at LIU Brooklyn	W	79-47
D29	*Loyola	W	73-44
J2	*at Lehigh	L	66-63
J5	*at American	L	46-41
J8	*Colgate	W	70-54
J11	*at Holy Cross	W	65-58
J14	*Army	W	70-44
J17	*Lafayette	W	65-59
J20	*at Boston U.	W	64-59
J24	*at Bucknell	L	39-47
J27	*Lehigh	W	53-50
F3	*at Colgate	W	69-42
F7	*Holy Cross	W	62-54
F10	*at Army	W	55-46

F14	*at Lafayette	W	59-43
F17	*Boston U.	W	59-48
F21	*Bucknell	L	49-40
F24	*at Loyola	L	58-40
F28	*American	W	76-49
M5	^Loyola	W	63-55
M8	^at Bucknell	W	68-62
M11	^at American	L	58-49
M16	\$at Virginia Tech	L	56-55

Season Recap

- ◆ **Overall Record** — 25-18
- ◆ **Patriot League Record** — 13-5 (3rd)
- ◆ **Patriot League Tournament** — Finals
- ◆ **Head Coach** — Stefanie Pemper
- ◆ **Team Captain** — Taylor Dunham
- ◆ Navy placed third in the Patriot League's regular season and advanced to the title game of the league tournament.
- ◆ Navy competed in the WNIT for the second year in a row.
- ◆ Taylor Dunham scored the 1,000th point of her career D20 at Long Island.
- ◆ Taylor Dunham earned First-Team All-Patriot League laurels, Hannah Fenske was named third-team all-league and Kaila Clark was named to the league's all-defensive team.
- ◆ Stefanie Pemper became Navy's winningest coach when she recorded win No. 179 on The Yard N30 against Monmouth.
- ◆ Hannah Fenske was named to the Patriot League All-Academic Team.
- ◆ Navy set a school record with 25 victories on the season.
- ◆ Navy led the league and ranked seventh nationally in scoring defense with an average of 54.0 points per game allowed.
- ◆ Navy set a school single-season record with 14 wins in a row and tied a school record by winning 16-straight home games dating back to the previous year.

2018-19

N7	Catholic	W	81-36
N11	Marist	L	72-48
N18	at Norfolk State	L	65-58
N24	% Penn	L	65-61
N25	% North Carolina A&T	W	72-49
D2	at Rider	W	66-60
D7	at Air Force	W	54-47
D9	at Colorado	L	59-43
D19	at Monmouth	L	68-67
D31	Saint Joseph's	W	49-48
J3	*at Loyola	W	58-46
J6	*Lehigh	L	56-38
J9	*American	L	58-45
J12	*at Colgate	W	62-49
J16	*Holy Cross	W	54-47
J19	*at Army	L	55-52
J23	*at Lafayette	L	55-42
J26	*Boston U.	L	49-35
J30	*Bucknell	L	77-43
F2	*at Lehigh	L	66-55
F9	*Colgate	W	67-52
F13	*at Holy Cross	L	47-44
F16	*Army	L	60-48
F20	*Lafayette	W	65-53
F23	*at Boston U.	L	66-55

2021-22 NAVY WOMEN'S BASKETBALL

F27	*at Bucknell	L	90-48
M2	*Loyola	L	55-50
M6	*at American	L	69-44
M9	*at Loyola	L	58-45

Season Recap

- ◆ **Overall Record** — 10-19
- ◆ **Patriot League Record** — 5-13 (T-8th)
- ◆ **Patriot League Tournament** — Quarterfinals
- ◆ **Head Coach** — Stefanie Pemper
- ◆ **Team Captain** — Bianca Roach
- ◆ Freshman guard Jennifer Coleman was named to the All-Patriot League Third Team, in addition to claiming a spot on the Patriot League All-Rookie Team.
- ◆ Coleman led the team in scoring (13.1 ppg), rebounding (8.2/game) and assists (2.9/ game) in her first year of collegiate action. Ranked top-11 in the Patriot League in all three categories and was the leading freshman player for all three stats in the conference.
- ◆ Coleman finished her 2018-19 season with 379 points, the third-most by a Navy freshman all-time (behind Colleen Cassidy – 414 in '78-79 and Cassie Consedine – 398 in '07-08), and 166 defensive rebounds, a total that is tied for seventh-most all-time in a single-season.
- ◆ Bianca Roach was one of six players selected to the Patriot League All-Defensive Team. The guard had steals in 24 of 29 games and concluded her career with 161 steals to rank 10th all-time in program history.
- ◆ Stefanie Pemper collected her 200th career win at Navy on Dec. 2 with the Mids' 66-60 victory over the Rider Broncos on the road. Only five Patriot League head coaches have reached the 200-win plateau.
- ◆ Nationally, Navy's 10.6 steals per game average ranked 24th overall, while its 19.4 turnovers forced per game was 36th-best and 57.8 opponent's scoring average stood 37th.

2019-20

N5	Stevenson	W	70-36
N9	at Clemson	W	65-52
N11	at North Carolina	L	80-40
N22	at Vermont	L	64-56
N24	at Maine	L	46-41
N27	Air Force	W	67-59
N30	% Kennesaw State	W	82-62
D1	% La Salle	W	61-46
D4	at Fairfield	L	66-52
D19	George Mason	L	67-58
D30	at Saint Joseph's	L	49-40
J2	*at Lehigh	L	70-40
J4	*Holy Cross	L	58-49
J8	*Bucknell	L	61-34
J11	*at Colgate	L	80-55
J15	*Lehigh	L	60-53
J18	*at Lafayette	L	79-52
J22	*Boston U.	W	46-41
J25	*Army	W	57-45
J29	*at Holy Cross	L	57-43
F1	*Loyola	L	50-44
F8	*Colgate	L	65-53
F12	*at Bucknell	L	75-65
F15	*at Boston U.	L	71-56
F19	*American	L	48-40
F22	*at Army	L	62-52
F26	*at Loyola	L	64-54
F29	*Lafayette	L	62-59/OT
M4	*at American	L	57-42

M7	*at American	L	63-53
----	--------------	---	-------

Season Recap

- ◆ **Overall Record** — 7-23
- ◆ **Patriot League Record** — 2-16 (10th)
- ◆ **Patriot League Tournament** — Quarterfinals
- ◆ **Head Coach** — Stefanie Pemper
- ◆ **Team Captain** — Mary Kate Ulasewicz
- ◆ Earned program's first win over an ACC school with a 13-point victory on the road at Clemson; the Mids trailed 32-25 at the half before outscoring the Tigers, 19-8 in the third quarter and 21-12 in the fourth. Navy forced Clemson into 31 turnovers and recorded 22 steals (8 each for Jennifer Coleman and Kolbi Green).
- ◆ Senior guard Mary Kate Ulasewicz was named to the All-Patriot League Third Team after averaging 10.5 points and 3.1 assists over 30 starts; in PL-only play she scored 12.4 points per game, the ninth-best average in the league.
- ◆ Senior guard Morgan Taylor was recognized on the Patriot League All-Defensive Team. She was credited with 47 steals, including 32 in PL-only play. Her 1.7 steals per game were fourth-best in the Patriot League.
- ◆ Kolbi Green (PL Player of the Week, Nov. 11) and Nyah Garrison (PL Rookie of the Week, Feb. 17) garnered weekly awards from the Patriot League.
- ◆ Courtney Davidson's #21 uniform was retired in a halftime ceremony during the Army-Navy game on January 25. She joins Becky Dowling (#32) as having her uniform raised to the rafters at Alumni Hall.
- ◆ A program-record nine Mids were named to the 2019-20 Patriot League Academic Honor Roll.
- ◆ Montana Braxton was one of just six Class of 2020 USNA graduates to receive the Marine Corps Cyber Warfare service selection.

2020-21

N29	at George Mason	L	72-68
D2	at Richmond	L	65-49
D13	at William & Mary	L	60-51
D18	at Morgan State	L	67-63
J16	*American	L	61-52
J17	*American	W	70-67
J23	*at Army	W	63-49
J24	*at Army	L	63-58
F13	*at Loyola	W	69-60
F14	*Loyola	W	50-46
F17	*Lafayette	W	55-53
F24	*at American	L	65-59

Season Recap

- ◆ **Overall Record** — 5-7
- ◆ **Patriot League Record** — 5-3 (4th)
- ◆ **Patriot League Tournament** — Did Not Compete; COVID-19 protocols
- ◆ **Head Coach** — Tim Taylor
- ◆ **Team Captain** — Sophie Gatzounas
- ◆ Taylor was named head coach of the program in April 2020; his first game was Nov. 29 at George Mason, the Patriots defeated the Mids, 72-68. He earned his first collegiate victory on Jan. 17 versus American, 70-67.
- ◆ After starting the season, 0-5 (four non-conference games); the Mids won 5 of their last 7 games. They finished with a 5-3 mark in Patriot League games. The Mids' .625 PL-only winning percentage would've ranked the team fourth in the Patriot League Tournament had its season not ended due to COVID-19 protocols prior

to the tournament.

- ◆ Jennifer Coleman and Sophie Gatzounas were named to All-Patriot League teams; Coleman the second team and Gatzounas, the third team. Coleman averaged a double-double with 17.1 points and 11.3 rebounds in nine contests. Additionally, she recorded 4.2 assists and 2.3 steals per game. Coleman was top-four in all of those categories amongst Patriot League players.
- ◆ Gatzounas finished with averages of 13.4 points, 7.5 rebounds, 2.1 assists, 1.5 steals, 1.0 blocks, while shooting .462 from the floor and .775 from the foul line.
- ◆ Coleman was named Patriot League Player of the Week on Feb. 16.
- ◆ Individually, Coleman ranked third in Division I with 9.2 defensive rebounds and 16th with 11.3 total rebounds per game. Kolbi Green's 2.64 steals per game ranked 33rd.
- ◆ As a team, Navy ranked first in the Patriot League in rebounding with 39.8 boards per game, second in steals at 7.8 thefts, and third in both scoring defense at 60.7 points and field goal defense at 37.1 percent.

2021-22 NAVY WOMEN'S BASKETBALL

Navy Classic Results

Nov. 16-18, 1990 // Navy Tip-Off

1st St. Thomas Aquinas 61 - Adelphi 53
 1st Navy 75 - C.W. Post 55
 Con. Adelphi 59 - C.W. Post 50
 Ch. St. Thomas Aquinas 67 - Navy 55

Jan. 11-12, 1991 // Navy Classic

1st Longwood 87 - Millersville 83 (OT)
 1st Navy 74 - Bowie State 38
 Con. Bowie State vs. Millersville -- N/A
 Ch. Navy 75 - Longwood 69

Dec. 19-20, 1992 // Navy Classic

1st Princeton 78 - Buffalo 55
 1st William & Mary 55 - Navy 40
 Con. Navy 74 - Buffalo 68
 Ch. William & Mary 57 - Princeton 55

Dec. 18-19, 1993 // Navy Classic

1st Canisius 83 - Western Carolina 68
 1st Navy 74 - St. Francis (N.Y.), 58
 Con. Western Carolina 79 - St. Francis (N.Y.) 75
 Ch. Canisius 80 - Navy 71

Nov. 26-27, 1994 // Navy Tip-Off Classic

1st Niagara 70 - Davidson 60
 1st Navy 50 - UNC Wilmington 42
 Con. Davidson 68 - UNC Wilmington 39
 Ch. Niagara 68 - Navy 56

Dec. 17-18, 1994 // Navy Classic

1st Bradley 75 - Austin Peay 63
 1st South Carolina State 60 - Navy 58
 Con. Austin Peay 95 - Navy 73
 Ch. Bradley 69 - South Carolina State 52

Nov. 25-26, 1995 // Navy Tip-Off Classic

1st Eastern Michigan 62 - Marist 57
 1st Navy 80 - Morgan State 64
 Con. Marist 64 - Morgan State 60
 Ch. Navy 76 - Eastern Michigan 69

Dec. 20-21, 1995 // Navy Classic

1st Charleston Southern 74 - Tenn.-Martin 70
 1st Navy 77 - Morehead State 65
 Con. Morehead State 72 - Tenn.-Martin 68
 Ch. Navy 82 - Charleston Southern 61

Dec. 20-21, 1996 // Navy Classic

1st Murray State 55 - Long Island 51
 1st Navy 68 - Drexel 57
 Con. Drexel 69 - Long Island 66
 Ch. Murray State 70 - Navy 61

Dec. 20-21, 1997 // Navy Classic

1st Mount St. Mary's 81 - Morehead St. 74
 1st Navy 67 - Coppin State 39
 Con. Morehead State 88 - Coppin State 82
 Ch. Navy 71 - Mount St. Mary's 66

Dec. 19-20, 1998 // Navy Classic

1st Mississippi 62 - UMKC 61 (OT)
 1st Navy 67 - North Carolina A&T 52
 Con. UMKC 74 - N.C. A&T 55
 Ch. Navy 74 - Mississippi 71

Dec. 20-21, 2000 // Navy Classic

1st Furman 82 - Murray State 68
 1st Navy 74 - McNeese State 65 (OT)
 Con. McNeese State 59 - Murray State 58
 Ch. Furman 87 - Navy 45

Dec. 19-20, 2001 // Navy Classic

1st Winthrop 72 - Southern Illinois 65
 1st Navy 67 - UMES 54
 Con. UMES 62 - Southern Illinois 59
 Ch. Navy 73 - Winthrop 58

Dec. 21-22, 2002 // Navy Classic

1st Fresno State 85 - Penn 80
 1st Navy 76 - Coll. of Charleston 62
 Con. Penn 81 - Coll. of Charleston 73
 Ch. Navy 68 - Fresno State 66

Dec. 20-21, 2003 // Navy Classic

1st Seton Hall 53 - Northeastern 49
 1st Navy 88 - Eastern Illinois 62
 Con. Northeastern 68 - Eastern Illinois 58
 Ch. Seton Hall 60 - Navy 53

Dec. 22-23, 2004 // Sheraton Barcelo Navy Classic

1st Delaware State 57 - UNC Asheville 51
 1st Navy 69 - Morehead State 46
 Con. UNC Asheville 52 - Morehead St. 47
 Ch. Navy 57 - Delaware State 37

Nov. 20-21, 2009 // Navy Classic

1st Liberty 63 - Tulane 52
 1st Navy 67 - Loyola 57
 Con. Tulane 58 - Loyola 43
 Ch. Liberty 55 - Navy 43

Nov. 19-20, 2010 // Navy Classic

1st Harvard 84 - Oral Roberts 76
 1st Villanova 54 - Navy 41
 2nd Villanova 61 - Oral Roberts 52
 2nd Navy 65 - Harvard 60

Dec. 2-3, 2011 // Navy Classic

1st George Washington 54 - Maine 46
 1st Navy 67 - Houston Baptist 31
 2nd Navy 73 - Maine 56
 2nd George Washington 80 - Houston Baptist 44

Nov. 30-Dec. 1, 2012 // Navy Classic

1st High Point 81 - Monmouth 74
 1st Navy 57 - East Carolina 48
 Con. East Carolina 64 - Monmouth 49
 Ch. High Point 63 - Navy 47

Nov. 29-30, 2013 // Navy Classic

1st Rider 60 - UMBC 48
 1st Navy 81 - Brown 61
 2nd Brown 92 - UMBC 53
 2nd Navy 75 - Rider 64

Nov. 28-29, 2014 // Navy Classic

1st Navy 71 - UNCG 64
 1st Northern Kentucky 52 - Grand Canyon 45
 2nd Navy 60 - Grand Canyon 51
 2nd Northern Kentucky 66 - UNCG 58

Nov. 27-28, 2015 // Navy Classic

1st Colorado State 54 - Morgan State 36
 1st Navy 59 - Siena 58 (OT)
 Con. Siena 69 - Morgan State 46
 Ch. Colorado State 82 - Navy 73 (2OT)

Dec. 3-4, 2016 // Navy Classic

1st Richmond 63 - Liberty 54
 1st Navy 88 - Cleveland State 63
 2nd Cleveland State 69 - Richmond 65
 2nd Navy 67 - Liberty 66

Nov. 25-26, 2017 // Navy Classic

1st St. Bonaventure 63 - UMBC 54
 1st Navy 67 - North Dakota State 54
 Con. North Dakota State 67 - UMBC 53
 Ch. Navy 86 - St. Bonaventure 48

Nov. 24-25, 2018 // Navy Classic

1st Penn 65 - Navy 61
 1st Maine 58 - North Carolina A&T 52
 2nd Navy 72 - North Carolina A&T 49
 2nd Maine 47 - Penn 46

Nov. 30 - Dec. 1, 2019 // Navy Classic

1st La Salle 74 - UMBC 58
 1st Navy 82 - Kennesaw State 62
 Con. Kennesaw State 59 - UMBC 44
 Ch. Navy 61 - La Salle 47

Participants, Records, Places

Navy	W-L	1st	2nd	3rd	4th
Adelphi	1-1	-	-	1	-
Austin Peay	1-1	-	-	1	-
Bowie State	0-1	-	-	-	-
Bradley	2-0	1	-	-	-
Brown	1-1	-	-	-	-
Buffalo	0-2	-	-	-	1
C.W. Post	0-2	-	-	-	1
Canisius	2-0	1	-	-	-
Charleston So.	1-1	-	1	-	-
Cleveland State	1-1	-	-	-	-
College of Charleston	0-2	-	-	-	1
Colorado State	2-0	1	-	-	-
Coppin State	0-2	-	-	-	1
Davidson	1-1	-	-	1	-
Delaware State	1-1	-	1	-	-
Drexel	1-1	-	-	1	-
East Carolina	1-1	-	-	1	-
Eastern Illinois	0-2	-	-	-	1
Eastern Michigan	1-1	-	1	-	-
Fresno State	1-1	-	1	-	-
Furman	2-0	1	-	-	-
George Washington	2-0	-	-	-	-
Grand Canyon	0-2	-	-	-	-
Harvard	1-1	-	-	-	-
High Point	2-0	1	-	-	-
Houston Baptist	0-2	-	-	-	-
Kennesaw State	1-1	-	-	1	-
La Salle	1-1	-	1	-	-
Liberty	2-2	1	-	-	-
Longwood	1-1	-	1	-	-
Long Island	0-2	-	-	-	1
Loyola	0-2	-	-	-	1
Maine	2-2	-	-	-	-

2021-22 NAVY WOMEN'S BASKETBALL

Navy	40-14	10	9	1	1
Marist	1-1	-	-	1	-
MD-Eastern Shore	1-1	-	-	1	-
McNeese State	1-1	-	-	1	-
Millersville	0-1	-	-	-	-
Mississippi	1-1	-	1	-	-
Monmouth	0-2	-	-	-	1
Morehead State	2-4	-	-	2	1
Morgan State	0-4	-	-	-	2
Mt. St. Mary's	1-1	-	1	-	-
Murray State	2-2	1	-	-	1
Northeastern	1-1	-	-	1	-
Niagara	2-0	1	-	-	-
North Carolina A&T	0-4	-	-	-	1
North Dakota State	1-1	-	-	1	-
Northern Kentucky	2-0	-	-	-	-
Oral Roberts	0-2	-	-	-	-
Penn	2-2	-	-	1	-
Princeton	1-1	-	1	-	-
Richmond	1-1	-	-	-	-
Rider	1-1	-	-	-	-
St. Bonaventure	1-1	-	1	-	-
St. Francis (N.Y.)	0-2	-	-	-	1
St. Thomas Aqu.	2-0	1	-	-	-
Seton Hall	2-0	1	-	-	-
Siena	1-1	-	-	1	-
South Carolina State	1-1	-	1	-	-
Southern Illinois	0-2	-	-	-	1
Tenn.-Martin	0-2	-	-	-	1
Tulane	1-1	-	-	1	-
UMBC	0-6	-	-	-	2
UMKC	1-1	-	-	1	-
UNC Asheville	1-1	-	-	1	-
UNCG	0-2	-	-	-	-
UNC Wilmington	0-2	-	-	-	1
Villanova	2-0	-	-	-	-
Western Carolina	1-1	-	-	1	-
William & Mary	2-0	1	-	-	-
Winthrop	1-1	-	1	-	-

Regular Season Tournament Results

Nov. 21-22, 1980 - Charlottesville, Va.
Virginia Tip-Off
 Navy 74, Temple 69
 Virginia 54, Navy 47

Dec. 5-6, 1980 - Johnstown, Pa.
Pittsburgh-Johnstown Tournament
 Navy 81, Indiana (Pa.), 53
 Pittsburgh-Johnstown 69, Navy 57

Jan. 17-18, 1981 - Hanover, N.H.
Dartmouth-Burger King Invitational
 Dartmouth 72, Navy 60
 Army 65, Navy 48

Nov. 20-21, 1981 - Charlottesville, Va.
Virginia Tip-Off
 Mount St. Mary's 61, Navy 48
 Florida 92, Navy 67

Jan. 8-9, 1982 - Indiana, Pa.
IUP Tournament
 Navy 60, Scranton 51
 Navy 78, Indiana (Pa.) 56
 Navy 60, Charleston (W.Va.) 57

Dec. 3-4, 1982 - Charlottesville, Va.
Cavalier Classic
 Mount St. Mary's 69, Navy 48
 Navy 73, Va. Commonwealth 72

Jan. 7-8, 1983 - Indiana, Pa.
IUP Tournament
 Navy 55, Niagara 43
 Charleston (W.Va.) 52, Navy 51
 Navy 65, Scranton 63

Jan. 29-30, 1983 - Towson, Md.
TSU Invitational
 Navy 63, UMBC 57
 Navy 50, Towson 48

Nov. 18-19, 1983 - Kutztown, Pa.
Keystone Classic
 Navy 82, Immaculata 68
 Navy 65, Clarion 58

Jan. 13-15, 1984 - Elkins, W.Va.
Davis & Elkins Tournament
 Navy 60, West Liberty 52
 Morgan State 77, Navy 57
 William & Mary 56, Navy 46

Nov. 16-17, 1984 - Kutztown, Pa.
Kutztown Tournament
 Navy 74, Clarion 57
 Kutztown 44, Navy 38

Jan. 11-12, 1985 - Harrisonburg, Va.
James Madison Invitational
 James Madison 80, Navy 53
 Navy 68, Bucknell 58

Nov. 22-23, 1985 - Ashland, Va.
Randolph-Macon Tournament
 Virginia Union 51, Navy 50
 Randolph-Macon 70, Navy 52

Dec. 6-7, 1985 - Millersville, Pa.
Dutch Country Classic
 Navy 65, California (Pa.) 39
 Millersville 83, Navy 77

Jan. 3-4, 1986 - Winter Park, Fla.
Tangerine Classic
 Navy 89, Wisconsin-Stout 36
 Erskine 71, Navy 62

Nov. 21-22, 1986 - Millersville, Pa.
Dutch Country Classic
 Navy 72, Mercy College 50
 Millersville 77, Navy 68

Nov. 21-22, 1987 - West Chester, Pa.
Carol Eckman Memorial Tournament
 Navy 82, West Chester 49
 Mount St. Mary's 72, Navy 62

Dec. 4-5, 1987 - Princeton, N.J.
Princeton Invitational
 Navy 67, Georgetown 64
 Navy 65, Princeton 53

Nov. 19-20, 1988 - West Chester, Pa.
Carol Eckman Memorial Tournament
 Navy 79, Pittsburgh-Johnstown 61
 Navy 74, West Chester 54

Nov. 26-27, 1988 - South Orange, N.J.
Seton Hall Tournament
 Manhattan 54, Navy 51
 Delaware 63, Navy 54

Jan. 13-14, 1989 - Indiana, Pa.;
IUP Tournament
 Navy 50, East Stroudsburg 47
 Navy 64, Indiana (Pa.) 59

Nov. 18-19, 1989 - West Chester, Pa.
Carol Eckman Memorial Tournament
 Indiana (Pa.) 61, Navy 58
 Navy 89, Molloy 58

Jan. 3-5, 1990 - Pensacola, Fla.
West Florida Classic
 Navy 75, Wis.-Eau Claire 73
 Navy 93, Alabama-Huntsville 66
 West Florida 65, Navy 64

Nov. 16-18, 1990 - Annapolis, Md.
Navy Tip-Off
 Navy 75, C.W. Post 55
 Saint Thomas Aquinas 67, Navy 55

Dec. 1-2, 1990 - West Chester, Pa.
West Chester Dial Classic
 C.W. Post 60, Navy 49
 Longwood 74, Navy 70

Jan. 3-5, 1991 - Pensacola, Fla.
West Florida Classic
 Navy 78, High Point 54
 Navy 68, Wis.-Parkside 67

2021-22 NAVY WOMEN'S BASKETBALL

Jan. 11-12, 1991 - Annapolis, Md.
Navy Classic
Navy 74, Bowie State 38
Navy 75, Longwood 69

Nov. 22-23, 1991 - Emmitsburg, Md.
Mount St. Mary's Tip-Off
Mount St. Mary's 63, Navy 50
Radford 80, Navy 66

Dec. 6-7, 1991 - Chapel Hill, N.C.
Harris Teeter Carolina Classic
North Carolina 97, Navy 61
Navy 63, Duquesne 47

Dec. 19-20, 1992 - Annapolis, Md.
Navy Classic
William & Mary 55, Navy 40
Navy 74, Buffalo 68

Dec. 30-31, 1992 - Jan. 1, 1993
Orlando, Fla. - Holiday Classic
Texas Christian 91, Navy 60
Navy 78, Monmouth 72
Navy 81, Baylor 71

Dec. 18-19, 1993 - Annapolis, Md.
Navy Classic
Navy 74, St. Francis (N.Y.), 58
Canisius 80, Navy 71

Nov. 26-27, 1994 - Annapolis, Md.
Navy Tip-Off Classic
Navy 50, UNC Wilmington 42
Niagara 68, Navy 56

Dec. 17-18, 1994 - Annapolis, Md.
Navy Classic
South Carolina State 60, Navy 58
Austin Peay 95, Navy 73

Nov. 25-26, 1995 - Annapolis, Md.
Navy Tip-Off Classic
Navy 80, Morgan State 64
Navy 76, Eastern Michigan 69

Dec. 1-2, 1995 - Lynchburg, Va.
Lady Flames Classic
Navy 72, Delaware State 68
Navy 55, Liberty 47

Dec. 20-21, 1995 - Annapolis, Md.
Navy Classic
Navy 77, Morehead State 65
Navy 82, Charleston Southern 61

Nov. 22-23, 1996 - Pocatello, Idaho
Gate City Classic
Navy 52, Air Force 49
Navy 58, Gonzaga 55

Dec. 20-21, 1996 - Annapolis, Md.
Navy Classic
Navy 68, Drexel 57
Murray State 70, Navy 61

Nov. 29-30, 1997 - Minneapolis, Minn.
Minnesota Dial Classic
Navy 66, Texas State 55
Wisconsin-Milwaukee 79, Navy 76

Dec. 20-21, 1997 - Annapolis, Md.
Navy Classic
Coppin State 67, Navy 39
Navy 71, Mount St. Mary's 66

Dec. 30-31, 1997 - Loretto, Pa.
Red Flash Classic
Towson 84, Navy 75
St. Francis (Pa.) 82, Navy 64

Nov. 21-22, 1998 - Reno, Nev.
DANKA Classic
Navy 76, San Jose State 48
Navy 70, Nevada 65

Nov. 27-28, 1998 - Atlanta, Ga.
Ga. Tech/Atlantic Marriott Classic
Weber State 77, Navy 47
Navy 63, Sam Ford 55

Dec. 19-20, 1998 - Annapolis, Md.
Navy Classic
Navy 67, North Carolina A&T 52
Navy 74, Mississippi 71

Dec. 9-10, 2000 - DeLand, Fla.
Hatter Classic
Albany 57, Navy 56
Stetson 87, Navy 82

Dec. 20-21, 2000 - Annapolis, Md.
Navy Classic
Navy 74, McNeese State 65 OT
Furman 87, Navy 45

Dec. 19-20, 2001 - Annapolis, Md.
Navy Classic
Navy 67, Md.-Eastern Shore 54
Navy 73, Winthrop 58

Nov. 22-23, 2002 - Burlington, Vt.
Bank North Classic
Providence 70, Navy 62
Navy 77, Yale 69

Dec. 21-22, 2002 - Annapolis, Md.
Navy Classic
Navy 76, Coll. of Charleston 62
Navy 68, Fresno State 66

Nov. 28-30, 2003 - Honolulu, Hawai'i
Rainbow Wahine Classic
Texas 97, Navy 46
Arizona 67, Navy 61
Syracuse 60, Navy 46

Dec. 20-21, 2003 - Annapolis, Md.
Navy Classic
Navy 88, Eastern Illinois 62
Seton Hall 60, Navy 53

Dec. 22-23, 2004 - Annapolis, Md.
Sheraton Barcelo Navy Classic
Navy 69, Morehead State 46
Navy 57, Delaware State 37

Nov. 18-19, 2005 - Davie, Fla.
FAU Tip-Off Classic
Navy 68, Florida Atlantic 64
Monmouth 88, Navy 79

Nov. 17-18, 2006 - South Orange, N.J.
Seton Hall Basketball Classic
Massachusetts 61, Navy 42
Navy 77, Howard 67

Nov. 9-11, 2007 - Rock Hill, S.C.
Winthrop Classic
Rice 63, Navy 52
Winthrop 47, Navy 33
North Texas 65, Navy 58

Nov. 23-24, 2007 - Fort Collins, Colo.
Rocky Mountain Invitational
Colorado State 59, Navy 53
Kent State 53, Navy 47

Nov. 21-22, 2008 - New York, N.Y.
Tyler Ugolyn Columbia Classic
Texas State 77, Navy 58
Columbia 54, Navy 53

Nov. 13-14, 2009 - Elon, N.C.
Elon Classic
Navy 70, High Point 67 OT
Navy 68, Elon 61

Nov. 20-21, 2009 - Annapolis, Md.
Navy Classic
Navy 67, Loyola 57
Liberty 55, Navy 43

Nov. 27-28, 2009 - San Antonio, Texas
UTSA Thanksgiving Classic
UTSA 69, Navy 57
Navy 67, Western Illinois 33

Nov. 19-20, 2010 - Annapolis, Md.
Navy Classic
Villanova 54, Navy 41
Navy 65, Harvard 60

Nov. 26-27, 2010 - Orono, Maine
Dead River Company Classic
Navy 65, Maine 43
Florida 52, Navy 43

Dec. 2-3, 2011 - Annapolis, Md.
Navy Classic
Navy 67, Houston Baptist 31
Navy 73, Maine 56

Dec. 29-30, 2011 - Bronx, N.Y.
Fordham Holiday Classic
Fordham 47, Navy 43
Boston Univ. 48, Navy 46

2021-22 NAVY WOMEN'S BASKETBALL

Nov. 23-24, 2012 - Houston, Texas

Husky Classic

UC Davis 66, Navy 63 OT
Navy 72, Jackson State 48

Nov. 30-Dec. 1, 2012 - Annapolis, Md.

Navy Classic

Navy 57, East Carolina 48
High Point 63, Navy 47

Nov. 29-30, 2013 - Annapolis, Md.

Navy Classic

Navy 81, Brown 61
Navy 75, Rider 64

Nov. 28-29, 2014 - Annapolis, Md.

Navy Classic

Navy 71, UNCG 64
Navy 60, Grand Canyon 51

Nov. 27-28, 2015 - Annapolis, Md.

Navy Classic

Navy 59, Siena 58 (OT)
Colorado State 82, Navy 73 (2OT)

Nov. 25-26, 2016 - Reno, Nev.

Nugget Classic

Navy 79, Nevada 62
Arkansas 70, Navy 67

Dec. 3-4, 2016 - Annapolis, Md.

Navy Classic

Navy 88, Cleveland State 63
Navy 67, Liberty 66

Nov. 25-26, 2017 - Annapolis, Md.

Navy Classic

Navy 67, North Dakota State 54
Navy 86, St. Bonaventure 48

Nov. 24-25, 2018 - Annapolis, Md.

Navy Classic

Penn 65, Navy 61
Navy 72, North Carolina A&T 49

Nov. 30 - Dec. 1, 2019 - Annapolis, Md.

Navy Classic

Navy 82 - Kennesaw State 62
Navy 61 - La Salle 47

Navy Tournament Participation

(Host Schools Listed)

Central Florida	1	1992-93
Colorado State	1	2007-08
Columbia	1	2008-09
Dartmouth	1	1980-81
Davis & Elkins	1	1983-84
Elon	1	2009-10
Florida Atlantic	1	2005-06
Fordham	1	2011-12
Georgia Tech	1	1998-99
Indiana (Pa.)	3	1981-82, 1982-83, 1988-89
James Madison	1	1984-85
Hawaii	1	2003-04
Houston Baptist	1	2012-13
Idaho State	1	1996-97
Kennesaw State	1	2019-20
Kutztown	2	1983-84, 1984-85
Liberty	1	1995-96
Maine	1	2010-11
Millersville	2	1985-86, 1986-87
Minnesota	1	1997-98
Mount St. Mary's	1	1991-92
Nevada	2	1998-99, 2016-17
North Carolina	1	1991-92
Pittsburgh-Johnstown	1	1980-81
Princeton	1	1987-88
Randolph-Macon	1	1985-86
Rollins	1	1985-86
Saint Francis (Pa.)	1	1997-98
Seton Hall	2	1988-89, 2006-07
Stetson	1	2000-01
UTSA	1	2009-10
Towson	1	1982-83
Vermont	1	2002-03
Virginia	3	1980-81, 1981-82, 1982-83
West Chester	4	1987-88, 1988-89, 1989-90, 1990-91
West Florida	2	1989-90, 1990-91
Winthrop	1	2007-08

Navy W-L vs. Opponents in Tournaments

Air Force	1-0
Alabama-Huntsville	1-0
Albany	0-1
Arizona	0-1
Arkansas	0-1
Army	0-1
Austin Peay	0-1
Baylor	1-0
Boston Univ.	0-1
Bowie State	1-0
Brown	1-0
Bucknell	1-0
UC Davis	0-1
California (Pa.)	1-0
Canisius	0-1
Charleston (W.Va.)	1-1
Charleston Southern	1-0
Clarion	2-0
Cleveland State	1-0
College of Charleston	1-0
Colorado State	0-2
Columbia	0-1
Coppin State	0-1
C.W. Post	1-1
Dartmouth	0-1
Delaware	0-1
Delaware State	2-0
Drexel	1-0
Duquesne	1-0
East Carolina	1-0
Eastern Illinois	1-0
Eastern Michigan	1-0
East Stroudsburg	1-0
Elon	1-0
Erskine	0-1
Florida	0-2
Florida Atlantic	1-0
Fordham	0-1
Fresno State	1-0
Furman	0-1
Georgetown	0-1
Gonzaga	1-0
Grand Canyon	1-0
Harvard	1-0
High Point	2-1
Houston Baptist	1-0
Howard	1-0
Immaculata	1-0
Indiana (Pa.)	3-1
Jackson State	1-0
James Madison	0-1
Kennesaw State	1-0
Kent State	0-1
Kutztown	0-1
La Salle	1-0
Liberty	2-1
Longwood	1-1
Loyola	1-0
Maine	2-0
Manhattan	0-1
UMBC	1-0
Maryland Eastern Shore	1-0
Massachusetts	0-1
McNeese State	1-0
Mercy College	1-0
Millersville	0-2
Mississippi	1-0
Molloy	1-0

2021-22 NAVY WOMEN'S BASKETBALL

Navy W-L vs. Opponents in Tournaments

Monmouth	1-1
Morehead State	2-0
Morgan State	1-1
Mount St. Mary's	1-4
Murray State	0-1
Nevada	2-0
Niagara	1-1
North Carolina	0-1
North Carolina A&T	2-0
UNCG	1-0
North Dakota State	1-0
North Texas	0-1
UNC Wilmington	1-0
Penn	0-1
Pittsburgh-Johnstown	1-1
Princeton	1-0
Providence	0-1
Radford	1-0
Randolph-Macon	0-1
Rice	0-1
Rider	1-0
Saint Francis (N.Y.)	1-0
Saint Francis (Pa.)	0-1
Saint Thomas Aquinas	0-1
Samford	1-0
San Jose State	1-0
Scranton	2-0
Seton Hall	0-1
Siena	1-0
South Carolina State	0-1
St. Bonaventure	1-0
Stetson	0-1
Syracuse	0-1
Temple	1-0
Texas Christian	0-1
Texas	0-1
UTSA	0-1
Texas State	1-1
Towson	1-1
Villanova	0-1
Virginia	0-1
Virginia Commonwealth	1-0
Virginia Union	0-1
Weber State	0-1
West Chester	2-0
West Florida	0-1
West Liberty	1-0
Western Illinois	1-0
William & Mary	0-2
Winthrop	1-1
Wisconsin-Eau Claire	1-0
Wisconsin-Milwaukee	0-1
Wisconsin-Parkside	1-0
Wisconsin-Stout	1-0
Yale	1-0

2021-22 NAVY WOMEN'S BASKETBALL

Longest Winning & Losing Streaks

All Games

Wins — Overall

1.	11	J31, 91 to F3, 91
2.	11	N25, 95 to D30, 95
3.	10	D29, 13 to J29, 14
4.	9	N10, 17 to D6, 17
	9	J2, 17 to F2, 17
6.	8	4x, Last: D19, 98 to J19, 99

Wins — Single Season

1.	11	J31, 91 to F3, 91
	11	N25, 95 to D30, 95
3.	10	D29, 13 to J29, 14
4.	9	J2, 17 to F2, 17
	9	N10, 17 to D6, 17

Losses — Overall

1.	16	J29, 20 to J16, 21
2.	14	D21, 99 to F5, 00
3.	9	D4, 19 to J18, 20
4.	7	J5, 08 to J30, 08
	7	N20, 07 to D18, 07
	7	F12, 92 to M6, 92

Losses — Single Season

1.	14	D21, 99 to F5, 00
2.	11	J29, 20 to M7, 20
3.	9	D4, 19 to J18, 20
4.	7	J5, 08 to J30, 08
	7	N20, 07 to D18, 07
	7	F12, 92 to M6, 92

Patriot League Wins — Overall

1.	9	J2, 17 to F2, 17
	9	J2, 14 to J29, 14
3.	7	F27, 10 to J26, 11
4.	6	J23, 13 to F13, 13
5.	5	4x, Last: J7, 09 to J31, 09

Patriot League Wins — Single Season

1.	9	J2, 17 to F2, 17
	9	J2, 14 to J29, 14
3.	6	J27, 18 to F17, 18
	6	J23, 13 to F13, 13
	6	J8, 11 to J26, 11

Patriot League Losses — Overall

1.	12	J29, 20 to J16, 21
2.	8	F20, 99 to F5, 00
3.	7	F8, 92 to J9, 93
4.	6	J2, 20 to J18, 20
	6	J12, 08 to J30, 08
	6	F21, 01 to J19, 02

Patriot League Losses — Single Season

1.	11	J29, 20 to M7, 20
2.	7	J12, 00 to F5, 00
3.	6	J2, 20 to J18, 20
	6	F8, 92 to F29, 92
5.	5	J19, 19 to F2, 19
	5	J20, 93 to F3, 93

Home Games

Wins — Overall

1.	16	M1, 17 to F17, 18
	16	D18, 94 to D30, 95
3.	14	F15, 97 to F11, 98
4.	11	N27, 84 to F9, 85
5.	10	F24, 16 to F2, 17

Wins — Single Season

1.	14	N12, 17 to F17, 18
2.	13	N14, 97 to F11, 98
3.	11	N27, 84 to F9, 85
4.	10	D18, 95 to F19, 95
5.	9	N18, 16 to F2, 17

Losses — Overall

1.	6	D21, 99 to F5, 00
2.	5	F1, 20 to J16, 21
	5	J5, 08 to J30, 08
3.	4	D19, 19 to J15, 20
	4	F19, 92 to D19, 92

Losses — Single Season

1.	6	D21, 99 to F5, 00
2.	5	J5, 08 to J30, 08
3.	4	F1, 20 to F29, 20
	4	D19, 19 to J15, 20
5.	3	8x, Last: F7, 09 to F21, 09

Patriot League Wins — Overall

1.	8	M1, 17 to F17, 18
2.	7	F23, 13 to J29, 14
	7	J11, 95 to F19, 95
4.	6	F15, 97 to F11, 98
5.	5	F24, 16 to F2, 17
	5	F25, 12 to F13, 13
	5	F7, 06 to J13, 07

Patriot League Wins — Single Season

1.	7	D29, 17 to F17, 18
	7	J11, 95 to F19, 95
3.	5	J2, 14 to J29, 14
	5	J7, 98 to F11, 98
5.	4	4x, Last: J2, 17 to F2, 17

Patriot League Losses — Overall

1.	5	F1, 20 to J16, 21
	5	J12, 08 to F13, 08
	5	J29, 92 to J9, 93
3.	4	J27, 07 to F18, 07
5.	3	6x, Last: J4, 20 to J15, 20

Patriot League Losses — Single Season

1.	5	J12, 08 to F13, 08
2.	4	F1, 20 to F29, 20
	4	J29, 92 to F29, 92
	4	J27, 07 to F18, 07
4.	3	5x, Last: J4, 20 to J15, 20

Away (Road & Neutral) Games

Wins — Overall

1.	7	J6, 17 to F11, 17
2.	6	D29, 13 to F5, 14
	6	N22, 96 to J6, 97
	6	N19, 89 to J5, 90
	6	J19, 83 to F21, 83

Wins — Single Season

1.	7	J6, 17 to F11, 17
2.	6	D29, 13 to F5, 14
	6	N22, 96 to J6, 97
	6	N19, 89 to J5, 90
	6	J19, 83 to F21, 83

Losses — Overall

1.	19	N11, 19 to D18, 20
2.	13	M3, 99 to F23, 00
3.	11	N9, 07 to J19, 08
4.	10	F28, 04 to J5, 05
5.	8	J19, 19 to M9, 19
	8	N23, 03 to J17, 04
	8	F28, 00 to D30, 00

Losses — Single Season

1.	15	N11, 19 to M7, 20
2.	12	N24, 99 to F23, 00
3.	11	N9, 07 to J19, 08
4.	8	J19, 19 to M9, 19
	8	N19, 04 to J5, 05
	8	N23, 03 to J17, 04

Patriot League Wins — Overall

1.	7	J6, 17 to F11, 17
2.	5	J5, 14 to F5, 14
	5	J31, 98 to J19, 99
4.	4	J26, 13 to F20, 13
	4	J8, 11 to J26, 11

Patriot League Wins — Single Season

1.	7	J6, 17 to F11, 17
2.	5	J5, 14 to F5, 14
3.	4	J26, 13 to F20, 13
	4	J8, 11 to J26, 11
	4	J31, 98 to F14, 98

Patriot League Losses — Overall

1.	16	J19, 19 to M4, 20
2.	10	F3, 01 to J14, 03
3.	7	F9, 99 to F23, 99
4.	6	F5, 94 to J14, 95
	6	F8, 03 to J17, 04

Patriot League Losses — Single Season

1.	9	J2, 20 to M4, 20
2.	7	J19, 19 to M6, 19
	7	J8, 02 to F23, 02
4.	5	J12, 00 to F23, 00
5.	4	F9, 08 to F27, 08
	4	F8, 03 to F23, 03
	4	F5, 94 to F28, 94

2021-22 NAVY WOMEN'S BASKETBALL

Overtime Game History

Date	Opponent	Site	Type	OTs	Tied Scores (End of Reg./Each OT)	Final Score
Feb. 4, 1978	Georgetown	Home		2	65 / 74	W, 82-20
Jan. 26, 1979	at Loyola	Road		1	69	W, 85-82
Feb. 12, 1980	Loyola	Home		1	58	W, 68-62
Jan. 24, 1981	at William & Mary	Road		2	67 / 77	L, 84-80
Feb. 6, 1983	Duquesne	Home		1	57	W, 68-63
Dec. 9, 1983	Liberty	Home		1	78	L, 90-86
Jan. 19, 1985	at William & Mary	Road		1	58	W, 65-64
Feb. 2, 1985	Davis & Elkins	Home		1	51	W, 61-59
Feb. 9, 1985	Richmond	Home		1	55	W, 64-61
Jan. 7, 1992	Liberty	Home		2	73 / 81	W, 92-89
Dec. 29, 1994	at Murray State	Road		1	58	L, 71-67
Feb. 17, 1995	District of Columbia	Home		1	64	W, 71-69
Jan. 6, 1996	at Cal State Northridge	Road		1	54	W, 58-57
Feb. 14, 1996	at Colgate	Road	Patriot League	1	48	L, 55-52
Feb. 8, 1997	Lehigh	Home	Patriot League	1	71	L, 80-78
Feb. 22, 1998	Holy Cross	Home	Patriot League	1	71	L, 86-75
Jan. 6, 1999	Bucknell	Home	Patriot League	1	52	W, 65-58
Nov. 29, 2000	at American	Road		1	61	L, 75-67
Dec. 20, 2000	McNeese State	Home		1	62	W, 74-65
Feb. 14, 2001	Holy Cross	Home	Patriot League	1	68	L, 78-77
Jan. 8, 2002	at Holy Cross	Road	Patriot League	1	71	L, 82-79
Feb. 11, 2003	American	Home	Patriot League	2	58 / 66	W, 75-72
Feb. 27, 2003	Lafayette	Home	Patriot League	1	59	W, 68-66
March 1, 2003	Army	Home	Patriot League	3	57 / 70 / 79	W, 86-85
March 7, 2003	vs. Bucknell	Neutral	Patriot League Tournament (QF)	1	68	L, 79-69
Jan. 4, 2006	at Troy	Road		2	71 / 78	L, 89-87
Jan. 10, 2006	at Lehigh	Road	Patriot League	1	71	W, 89-82
Jan. 14, 2006	at Lafayette	Road	Patriot League	1	62	W, 75-71
Feb. 4, 2006	at Army	Road	Patriot League	1	63	L, 78-72
Feb. 21, 2006	at American	Road	Patriot League	1	69	L, 89-81
Dec. 29, 2007	Air Force	Home		1	61	W, 72-69
Feb. 23, 2008	at Army	Road	Patriot League	1	59	L, 70-66
Nov. 25, 2008	Dayton	Home		1	53	L, 64-58
Jan. 5, 2009	at Fordham	Road		1	61	W, 70-66
Jan. 14, 2009	Lehigh	Home	Patriot League	1	58	L, 66-63
Nov. 13, 2009	High Point	Neutral		1	60	W, 70-67
Feb. 16, 2011	Holy Cross	Home	Patriot League	1	60	W, 73-68
Nov. 23, 2012	vs. UC Davis	Neutral		1	59	L, 66-63
Feb. 9, 2013	at Lafayette	Road	Patriot League	1	48	W, 60-52
March 7, 2013	Lafayette	Home	Patriot League Tournament (QF)	1	48	W, 59-55
Jan. 15, 2014	at Bucknell	Road	Patriot League	2	73 / 82	W, 94-92
Jan. 14, 2015	Bucknell	Home	Patriot League	1	42	L, 44-42
Nov. 24, 2015	Elon	Home		2	48 / 54	W, 73-70
Nov. 27, 2015	Siena	Home		1	47	W, 59-58
Nov. 28, 2015	Colorado State	Home		2	63 / 67	L, 82-73
Dec. 2, 2015	Long Island	Home		1	60	L, 68-66
Dec. 13, 2015	Kansas	Road		1	52	L, 61-54
Jan. 16, 2016	Lafayette	Road	Patriot League	1	53	W, 65-58
Dec. 20, 2016	George Mason	Road		1	60	L, 68-64
March 12, 2017	Bucknell	Road	Patriot League Tournament (F)	1	67	L, 79-71
March 17, 2017	George Washington	Road	WNIT	1	48	W, 61-51
Dec. 10, 2017	New Mexico	Road		1	82	L, 94-87
Feb. 29, 2020	Lafayette	Home	Patriot League	1	54	L, 62-59

2021-22 NAVY WOMEN'S BASKETBALL

Navy W-L vs. Opponents in Overtime Games

Opponent	Last	W-L	H	Rd.	N
Air Force	D29, 07	1-0	1-0	—	—
American	F21, 06	1-2	1-0	0-2	—
Army	F23, 08	1-2	1-0	0-2	—
Bucknell	M12, 17	2-3	1-1	1-1	0-1
UC Davis	N23, 12	0-1	—	—	0-1
Cal State Northridge	J6, 96	0-1	—	0-1	—
Colgate	F14, 96	0-1	—	0-1	—
Colorado State	N28, 15	0-1	0-1	—	—
Davis & Elkins	F2, 85	1-0	1-0	—	—
Dayton	N25, 08	0-1	0-1	—	—
District of Columbia	F17, 95	1-0	1-0	—	—
Duquesne	F6, 83	1-0	1-0	—	—
Elon	N24, 15	1-0	1-0	—	—
Fordham	J5, 09	1-0	—	1-0	—
George Mason	D20, 16	0-1	—	0-1	—
George Washington	M17, 17	1-0	—	1-0	—
Georgetown	F4, 78	1-0	1-0	—	—
High Point	N13, 09	1-0	—	—	1-0
Holy Cross	F16, 11	1-3	1-2	0-1	—
Kansas	D13, 15	0-1	—	0-1	—
Lafayette	F29, 20	5-1	2-1	3-0	—
Lehigh	J10, 06	1-2	0-2	1-0	—
Liberty	J7, 92	1-1	1-1	—	—
Long Island	D2, 15	0-1	0-1	—	—
Loyola	F12, 80	2-0	1-0	1-0	—
McNeese State	D20, 00	1-0	1-0	—	—
Murray State	D29, 94	0-1	—	0-1	—
New Mexico	D10, 17	0-1	—	0-1	—
Richmond	F9, 85	1-0	1-0	—	—
Siena	N27, 15	1-0	1-0	—	—
Troy	J4, 06	0-1	—	0-1	—
William & Mary	J19, 85	1-1	—	1-1	—

Navy Overtime Record by Year

Year	Gms.	W-L	Overall			Patriot League			P.L. Tourn.			
			H	Rd	N	W-L	H	Rd.	All	All		
1977-78	1	1-0	1-0	—	—	—	1-0	—	n/a	n/a	n/a	n/a
1978-79	1	1-0	—	1-0	—	1-0	—	—	n/a	n/a	n/a	n/a
1979-80	1	1-0	1-0	—	—	1-0	—	—	n/a	na	n/a	n.a
1980-81	1	0-1	—	0-1	—	—	0-1	—	n/a	n/a	n/a	n/a
1982-83	1	1-0	1-0	—	—	1-0	—	—	n/a	n/a	n/a	n/a
1983-84	1	0-1	0-1	—	—	0-1	—	—	n/a	n/a	n/a	n/a
1984-85	3	3-0	2-0	1-0	—	3-0	—	—	n/a	n/a	n/a	n/a
1992-93	1	1-0	1-0	—	—	—	1-0	—	—	—	—	—
1994-95	2	1-1	1-0	0-1	—	1-1	—	—	—	—	—	—
1995-96	2	1-1	—	1-1	—	1-1	—	—	0-1	—	0-1	—
1996-97	1	0-1	0-1	—	—	0-1	—	—	0-1	0-1	—	—
1997-98	1	0-1	0-1	—	—	0-1	—	—	0-1	0-1	—	—
1998-99	1	1-0	1-0	—	—	1-0	—	—	1-0	1-0	—	—
2000-01	3	1-2	1-1	0-1	—	1-2	—	—	0-1	0-1	—	—
2001-02	1	0-1	—	0-1	—	0-1	—	—	0-1	—	0-1	—
2002-03	4	3-1	3-0	—	0-1	1-1	1-0	1-0	3-0	3-0	0-0	0-1
2005-06	5	2-3	—	2-3	—	2-2	0-1	—	2-2	—	2-2	—
2007-08	2	1-1	1-0	0-1	—	1-1	—	—	0-1	—	0-1	—
2008-09	3	1-2	0-2	1-0	—	1-2	—	—	0-1	0-1	—	—
2009-10	1	1-0	—	—	1-0	1-0	—	—	—	—	—	—
2010-11	1	1-0	1-0	—	—	1-0	—	—	1-0	1-0	—	—
2012-13	3	2-1	1-0	1-0	0-1	2-1	—	—	1-0	—	1-0	1-0
2013-14	1	1-0	—	1-0	—	—	1-0	—	1-0	—	1-0	—
2014-15	1	0-1	0-1	—	—	0-1	—	—	0-1	0-1	—	—
2015-16	6	3-3	2-2	1-1	—	2-2	1-1	—	1-0	—	1-0	—
2016-17	3	1-2	—	1-2	—	1-2	—	—	—	—	—	0-1
2017-18	1	0-1	—	0-1	—	0-1	—	—	—	—	—	—
2019-20	1	0-1	0-1	—	—	0-1	—	—	0-1	0-1	—	—
Overall	53	28-25	17-10	10-13	1-2	22-22	5-3	1-0	10-11	5-6	5-5	1-2

Navy OT Period Scoring Highs

Pts.	OT	Opponent	Date
19	2	Elon	N24, 15
18	1	at Lehigh	J10, 06
16	1	at Lehigh	J26, 79
13	1	Bucknell	J6, 99
13	1	Army	M1, 03
13	1	at Lafayette	J14, 06
13	1	Holy Cross	F16, 11
13	1	at George Washington	M17, 17
12		6x, Last:	
	1	at Lafayette	J16, 16

Navy OT Period Scoring Lows

Pts.	OT	Opponent	Date
0	1	Bucknell	J14, 15
1	1	vs. Bucknell	M7, 03
2	1	at Kansas	D13, 15
4	1	at C.S. Northridge	J6, 96
4	1	at Colgate	F14, 96
4	1	Holy Cross	F22, 98
4	1	vs. UC Davis	N23, 12
4	1	Colorado State	N28, 15
4	1	at Bucknell	M12, 17
4	1	at George Mason	D20, 16

Opp. OT Period Scoring Highs

Pts.	OT	Opponent	Date
20	1	at American	F21, 06
16	2	Elon	N24, 15
15	1	Holy Cross	F22, 98
15	1	at Army	F4, 06
15	2	Colorado State	N28, 15
14	1	at American	N29, 00
13	1	at Loyola	D26, 79
13	1	at Murray State	D29, 94
13	1	Army	M1, 03
12	1	Liberty	D9, 83
12	1	at Bucknell	M12, 17
12	1	at New Mexico	D10, 17

Opp. OT Period Scoring Lows

Pts.	OT	Opponent	Date
2	1	Bucknell	J14, 15
3	1	C.S. Northridge	J6, 96
3	1	McNeese State	D20, 00
3	1	at George Washington	M17, 17
4	1	Loyola	F12, 80
4	1	at Lafayette	F9, 13
4	1	Colorado State	N28, 15
5	1	Dist. of Columbia	F17, 95
5	1	at Fordham	J5, 09
5	1	at Lafayette	J16, 16

2021-22 NAVY WOMEN'S BASKETBALL

Navy Single-Game Records

Individual

Minutes Played

1.	55	••• Courtney Davidson, Army, M1, 03
2.	51	•• Maile Shimoda, Army, M1, 03
3.	50	•• Colleen Cassidy at William & Mary, J24, 81
	50	•• Kara Pollinger at Bucknell, J15, 14
5.	49	•• Kathy Walsh, Georgetown, F4, 78
6.	48	•• Nancy Schiavetta at William & Mary, J24, 81
7.	47	•• Cathy Rayhill, Georgetown, F4, 78
	47	•• Angela Dobbs, Liberty, J7, 92
	47	•• Adrienne Roseti, Army, M1, 03
10.	46	3x, Last: •• Taylor Dunham, Colorado State, N28, 15

Points

1.	41	Angela Dobbs at Shepherd College, F16, 91
2.	38	Connie James, Marymount, J31, 90
	38	Angela Dobbs, UMBC, F10, 92
4.	37	Colleen Cassidy at Lafayette, F16, 80
5.	35	Yolanda Ray vs. Baylor, J1, 93
6.	34	• Colleen Cassidy at Loyola, J26, 79
	34	•• Alix Membreno at Bucknell, J15, 14
	34	• Taylor Dunham at New Mexico, D10, 17
9.	33	Angela Dobbs, Yale, J4, 92
10.	33	Carly Meyer, Holy Cross, F13, 07

Field Goals Made

1.	18	Connie James, Marymount, J31, 90
2.	16	Angela Dobbs at Shepherd College, F16, 91
3.	15	Connie James at Marymount, F19, 90
4.	14	Colleen Cassidy vs. Temple, N21, 80
	14	Connie James at Lockhaven, J16, 88
	14	Angela Dobbs, UMBC, F10, 92
7.	13	9x, Last: Carly Meyer, Holy Cross, F13, 07

Field Goals Attempted

1.	36	Angela Dobbs at Shepherd College, F16, 91
2.	32	Connie James, Marymount, J31, 90
3.	33	Angela Dobbs vs. Longwood, D2, 90
4.	26	Angela Dobbs, Davis & Elkins, J8, 91
5.	25	7x, Last: Angela Dobbs, Yale, J4, 92

Field Goal Percentage (min. 10 attempts)

1.	.929	Connie James, Lafayette, D8, 88 (13-14)
2.	.917	Connie James at Liberty, J7, 87 (11-12)
	.909	Becky Dowling at Columbia, D6, 95 (10-11)
4.	.900	Bernie Boska at Lafayette, F16, 80 (9-10)
	.900	Laurie Coffey, Yale, D31, 98 (9-10)
	.900	Erica Hayes at Army, F27, 99 (9-10)
	.900	Kara Pollinger, Maine, D3, 11 (9-10)
8.	.833	Connie James, Pitt.-Johns., N19, 88 (10-12)
	.833	Erica Hayes, Delaware, N14, 97 (10-12)
	.833	Angela Myers, Colgate, F27, 10 (10-12)

Three-Point Field Goals Made

1.	9	Angela Dobbs, Yale, J4, 92
	9	• Taylor Dunham at New Mexico, D10, 17
3.	8	Patty LiPoma at West Chester, N21, 87
	8	Courtney Davidson, Lafayette, F1, 04
	8	Abi Campbell at Army, F6, 05
	8	Kristin Bowen, Lafayette, F13, 10
	8	Chloe Stapleton at Marshall, D29, 13
8.	7	• Maile Shimoda vs. Bucknell, M7, 03
	7	Ashley Pelzek, American, J24, 06
	7	Taylor Dunham, American, F28, 18

Three-Point Field Goals Attempted

1.	19	• Taylor Dunham at New Mexico, D10, 17
2.	17	Chloe Stapleton, Iona, N17, 13
3.	15	Patty LiPoma at Maine, J2, 88
	15	Angela Dobbs at Shepherd College, F16, 91
	15	• Hannah Fenske at New Mexico, D10, 17
6.	14	9x, Last: Taylor Dunham, Loyola, M5, 18

Three-Point Field Goal Percentage (min. 5 attempts)

1.	1.000	Angela Dobbs, Shepherd, N30, 89 (5-5)
	1.000	Heather Brand at Shippensburg, D6, 89 (5-5)
	1.000	Kara Pollinger, Maine, D3, 11 (5-5)
	1.000	Sarita Condie vs. Army, M10, 17 (5-5)
5.	.857	Patty LiPoma, Towson, J18, 88 (6-7)
	.857	Maile Shimoda, Cal Poly, D19, 02 (6-7)
	.857	Kara Pollinger vs. Jackson State, N24, 12 (6-7)
	.857	Kara Pollinger, Bucknell, F12, 14 (6-7)
9.	.833	4x, Last: Kara Pollinger, Loyola, J2, 14 (5-6)
		Audrey Bauer, Loyola, J2, 14 (5-6)

Free Throws Made

1.	19	Erica Hayes at Morgan State, J18, 00
2.	17	Colleen Cassidy at Lafayette, F16, 80
	17	• Jennifer Bombinski, McNeese State, D20, 00
4.	16	Erica Hayes at Sacramento State, N19, 98
5.	15	Colleen Cassidy, Morgan State, F20, 80
	15	Courtney Davidson, Army, J30, 04
7.	14	Colleen Cassidy vs. Florida, N21, 81
	14	Margie Trott at Morgan State, F19, 85
	14	Jenna Hausvik, Fordham, F26, 94
	14	Courtney Davidson, Coll. of Charleston, D21, 02

Free Throws Attempted

1.	22	Erica Hayes at Morgan State, J18, 00
2.	20	• Jennifer Bombinski, McNeese State, D20, 00
3.	19	•• Alix Membreno at Bucknell, J15, 14
4.	17	Cathy Rayhill, Georgetown, F4, 78
	17	Colleen Cassidy at Lafayette, F16, 80
	17	Colleen Cassidy, Morgan State, F20, 80
	17	Kim Drayton, Princeton, D4, 90
	17	Erica Hayes at Sacramento State, N19, 98
9.	16	6x, Last: Courtney Davidson, Army, J30, 04

Free Throw Percentage (min. 10 attempts)

1.	1.000	Monica Holland, Pace, M7, 87 (10-10)
	1.000	Colleen Cassidy at Lafayette, F16, 80 (17-17)
	1.000	Kim Jackson, Colgate, J15, 94 (10-10)
	1.000	Becky Dowling vs. Army, F28, 97 (10-10)
	1.000	Erica Hayes at Army, J31, 98 (12-12)
	1.000	Erica Hayes, Lafayette, F28, 98 (10-10)
	1.000	Erica Hayes at Holy Cross, J23, 00 (10-10)
	1.000	Courtney Davidson vs. Yale, N23, 02 (10-10)
	1.000	Lauren Skrel vs. American, M3, 05 (10-10)
	1.000	Kate Hobbs vs. Howard, N18, 06 (11-11)
	1.000	Angela Myers, American, F23, 11 (10-10)

Offensive Rebounds

1.	11	•• Jade Geif at Bucknell, J15, 14
2.	10	Adria Schneck, Niagara, N27, 94
	10	Joanne Groth, Lehigh, J14, 98
4.	9	Adria Schneck, Coppin State, J3, 95
	9	Becky Dowling at Penn, D5, 97
6.	8	19x, Last: Kaila Clark at Loyola, F8, 17

Defensive Rebounds

1.	15	Connie James, Marymount, J31, 90
2.	14	Becky Dowling at Bucknell, J7, 95
	14	• Adrienne Roseti at American, N29, 00
	14	Carly Meyer at Colgate, F18, 06
	14	Kate Hobbs vs. Colgate, M2, 06
	14	Cassie Consedine vs. Lafayette, F13, 10
	14	Jennifer Coleman at Army, J23, 21
8.	13	Hilary Goodrich, Morgan State, J13, 99
	13	Jennifer Coleman, at Holy Cross, F13, 19
10.	12	14x, Last: Justice Swett at Lehigh, F18, 15

Total Rebounds

1.	22	Connie James at Liberty, J7, 87
	22	Connie James, Marymount, J31, 90
3.	21	Shelley Laurilla at Liberty, J7, 87
	21	Barb Nester, UMBC, F16, 79
5.	20	Bernie Boska, George Mason, D9, 77
	20	Angela Smith at George Washington, J12, 83
	20	Yolanda Williams, American, F19, 83
	20	Angela Smith, Morgan State, F25, 81
9.	18	6x, Last: • Becky Dowling at CS North., J6, 96

Assists

1.	14	Margie Trott at Coll. of Notre Dame, D4, 85
2.	13	Colleen Cassidy, William & Mary, J23, 82
	13	Becky Lewis, Army, F26, 83
	13	Lauren Skrel, N.C. A&T, N22, 05
5.	12	Tawny Petrick at West Chester, N21, 87
	12	Margie Trott, Loyola (Md.), F12, 86
	12	Kim Jackson, St. Francis (Pa.), D9, 93
	12	Maile Shimoda, Lafayette, F1, 04
	12	• Lauren Skrel at American, F21, 06
10.	11	10x, Last: Angela Myers, Holy Cross, J20, 10

Turnovers

1.	12	Jennifer Coleman at Morgan State, D18, 20
2.	11	Marycarol Hennessy vs. Salisbury State, F25, 78
	11	• Adrienne Roseti at American, N29, 00
	11	Kate Hobbs at St. Bonaventure, D4, 04
	11	Sophie Gatzounas at Richmond, D2, 20
6.	10	9x, Last: • Kara Pollinger vs. UC Davis, N23, 12

Blocked Shots

1.	7	• Cassie Consedine, Air Force, D29, 07
	7	Kaila Clark, Goucher, D7, 16
	7	Kaila Clark, North Dakota State, N25, 17
2.	6	Angela Smith, American, F19, 83
	6	Yolanda Ray, Bucknell, F17, 94
	6	Cassie Consedine, St. Francis (Pa.), N28, 08
	6	Cassie Consedine at Bucknell, F6, 10
6.	5	7x, Last: Cassie Consedine, Holy Cross, J23, 08

Steals

1.	9	Margie Trott at William & Mary, J24, 87
	9	Margie Trott, UMBC, F2, 87
	9	Heather Brand at Howard, J5, 93
	9	Becky Dowling, Morgan State, N25, 95
5.	8	10x, Last: Jennifer Coleman / Kolbi Green at Clemson, N9, 19

• = number of overtime periods

2021-22 NAVY WOMEN'S BASKETBALL

Team

Most Points - First Quarter

1.	30	at LIU Brooklyn, D20, 17
2.	28	at Holy Cross, J28, 17
3.	27	Goucher, D7, 16
4.	26	at Wake Forest, N11, 16
5.	25	North Dakota State, N25, 17
		25 Loyola, J11, 17
7.	24	at Virginia Tech, M16, 18
		24 Emory & Henry, N25, 17
		24 at Nevada, N25, 16
10.	23	at Lehigh, J18, 17
		23 at Boston U., J6, 17

Fewest Points - First Quarter

1.	2	Lehigh, J6, 19
2.	4	Saint Joseph's, D31, 18
3.	5	at Bucknell, J24, 18
		5 Holy Cross, J30, 16
5.	6	American, F19, 20
6.	6	Boston Univ., J22, 20
		6 at Colorado, D9, 18
		6 at Air Force, D7, 18
		6 Bucknell, D30, 15
10.	7	9x, Last: Lafayette, F17, 21

Most Points - Second Quarter

1.	26	Monmouth, N30, 17
2.	25	Johns Hopkins, D8, 15
3.	24	Catholic, N7, 18
4.	23	American, F28, 18
		23 St. Bonaventure, N26, 17
		23 Loyola, J11, 17
7.	22	Kennesaw State, N30, 19
		22 at Holy Cross, J11, 18
		22 Rider, N12, 17
10.	22	Bucknell, F25, 17

Fewest Points - Second Quarter

1.	4	Bucknell, J8, 20
		4 at Loyola, J13, 16
3.	6	American, J16, 21
		6 Colgate, F8, 20
		6 at Holy Cross, J29, 20
		6 George Mason, D19, 19
		6 at George Washington, M17, 17
		6 at Loyola, M7, 16
		6 Army, F20, 16
10.	7	6x, Last: at Army, J24, 21

Most Points - First Half

1.	53	Marymount, J31, 90
2.	52	vs. Ala.-Huntsville, J5, 90
		52 at West Chester, N21, 87
4.	51	Colgate, F12, 02
		51 Catholic, F15, 90
		51 Lock Haven, J10, 87
		51 Indiana (Pa.), M5, 82
		51 Marymount, N24, 81
9.	49	6x, Last: Longwood, F28, 90

Fewest Points - First Half

1.	10	at Long Island, N28, 06
		10 Kutztown, N17, 84
3.	12	at Loyola, N13, 11
		12 Army, J27, 08
		12 at Army, F24, 90
		12 Lafayette, J6, 88
7.	13	Bucknell, J8, 20

13	Lehigh, F13, 08
13	at Winthrop, 10, 07
13	Colgate, F8, 92

Most Points - Third Quarter

1.	29	Goucher, D7, 16
2.	28	Emory & Henry, D3, 17
		28 Lehigh, F15, 17
		28 Cleveland State, D3, 16
5.	25	Lafayette, F20, 19
		25 at Rider, D2, 18
		25 North Carolina A&T, N25, 18
8.	24	Kennesaw State, N30, 19
		24 Army, J14, 18
		24 at Richmond, D6, 17
		24 St. Bonaventure, N26, 17
		24 at Virginia Tech, M19, 17
		24 at Colgate, J8, 17

Fewest Points - Third Quarter

1.	4	Boston, J26, 19
2.	5	Boston U., J7, 16
3.	6	at North Carolina, N11, 19
		6 Lafayette, J17, 18
		6 at American, F22, 17
		6 Bucknell, D30, 15
7.	7	at Bucknell, F27, 19
		7 at American, M11, 18
		7 vs. Army, M10, 17
		7 Lafayette, M6, 17
		7 Army, F20, 16
		7 at Penn, D5, 15

Most Points - Fourth Quarter

1.	31	at Marist, M10, 17
2.	27	Lafayette, J14, 17
3.	26	Lafayette, M6, 17
4.	25	Boston U., J7, 16
5.	24	Loyola, M5, 18
		24 at Boston U., J20, 18
		24 Lehigh, F15, 17
		24 Holy Cross, J10, 16
		24 Johns Hopkins, D8, 15
10.	23	at Bucknell, F12, 20
		23 Iona, N21, 16

Fewest Points - Fourth Quarter

1.	4	at American, M4, 20
		4 Lehigh, J27, 18
		4 at American, J5, 18
4.	5	Bucknell, F21, 18
		5 at Tennessee, N13, 16
6.	6	Lehigh, J7, 19
		6 Bucknell, F25, 17
		6 Lafayette, F13, 16
9.	7	Loyola, F1, 20
		7 at Boston U., F4, 16
		7 at Kansas, D13, 15

Most Points - Second Half

1.	59	Bucknell, J10, 96
2.	58	at Coll. of N.D., D11, 77
3.	56	Gallaudet, F18, 78
4.	54	vs. Molloy, N19, 89
5.	53	at Coll. of N.D., D4, 85
6.	52	at Howard, D5, 94
		52 Lehigh, F15, 17
8.	51	4x, Last: at Austin Peay, D31, 94

Fewest Points - Second Half

1.	11	Liberty, N21, 09
2.	12	at Lafayette, J16, 08
3.	13	Lehigh, J25, 12
4.	14	American, F25, 15
5.	15	Lehigh, J27, 18
		15 vs. Kentucky, M24, 13
		15 Richmond, N11, 11
		15 at Stony Brook, J8, 00
9.	16	4x, Last: Army, F20, 16

Most Points - Game

1.	105	at Col. of Notre Dame, D4, 85
2.	99	Indiana (Pa.) M5, 82
3.	96	Marymount, J31, 90
		96 at Shippensburg, D6, 89
		96 at Col. of Notre Dame, N28, 79
6.	95	Austin Peay, D18, 94
7.	94	•• at Bucknell, J15, 14
8.	93	Goucher, D7, 16
		93 vs. Alabama-Huntsville, J5, 90
		93 Marymount, N24, 81

Fewest Points - Game

1.	29	American, F25, 15
2.	33	at San Diego State, D18, 07
		33 at Winthrop, N10, 07
4.	34	Bucknell, J8, 20
		34 Army, F20, 16
		34 Georgetown, D4, 06
7.	35	Boston, J26, 19
8.	37	at American, F27, 08
9.	38	9x, Last: vs. Lehigh, J7, 19

Largest Navy Margin of Victory

1.	71	Marymount, N24, 81
2.	56	at Franklin & Marshall, F7, 80
3.	54	Baltimore, D10, 82
4.	53	Goucher, D7, 16
		53 vs. Wisconsin-Stout, J3, 86
		53 at Coll. of Notre Dame, N28, 79
7.	52	at Coll. of Notre Dame, D4, 85
		52 Rollins, F4, 85
		52 Hood, F14, 78
10.	50	Coll. of Notre Dame, N27, 84
		50 UMBC, F16, 79

Largest Navy Halftime Deficit Overcome to Win

1.	16	at Elon, N14, 09
2.	12	at Air Force, D7, 18
		12 at Lafayette, J7, 12
		12 American, M12, 11
		12 at UMBC, F18, 84
6.	10	Mississippi, D20, 98
7.	9	Holy Cross, J30, 16
		9 • Air Force, D29, 07
9.	8	6x, Last: American, J24, 06

2021-22 NAVY WOMEN'S BASKETBALL

Most Field Goals Made

1.	44	at Col. of Notre Dame, D4, 85
2.	41	vs. Alabama-Huntsville, J5, 90
3.	40	Catholic, J21, 87
	40	at Franklin & Marshall, F7, 80
	40	at Col. of Notre Dame, N28, 79
6.	39	Marymount, J31, 90
	39	Baltimore, D10, 82
8.	38	5x, Last: Austin Peay, D18, 94

Fewest Field Goals Made

1.	10	American, F25, 15
2.	11	at Winthrop, N10, 07
	11	Georgetown, D4, 06
	11	Furman, D21, 00
	11	at McNeese State, N29, 99
6.	12	Bucknell, J8, 20
	12	at Delaware State, J3, 05
	12	at Stony Brook, J8, 00
9.	13	9x, Last: vs. Bucknell, J30, 19

Most Field Goals Attempted

1.	90	Georgetown, F4, 78
	90	at Col. of Notre Dame, D11, 77
3.	87	Liberty, D9, 83
4.	86	St. Bonaventure, J7, 93
	86	vs. Longwood, F4, 90
6.	85	• at Loyola, J26, 77
7.	82	at Marymount, F19, 90
	82	UMBC, F16, 79
	82	George Mason, D9, 77
10.	81	8x, Last: at Lehigh, F15, 92

Fewest Field Goals Attempted

1.	36	Lafayette, F8, 88
2.	37	UMBC, D20, 11
	37	at Winston-Salem State, N19, 08
	37	at Georgetown, N20, 07
	37	Col. of Charleston, D21, 02
6.	38	at American, J24, 07
	38	at Long Island, N28, 96
8.	39	at Ohio, N16, 09
	39	Lafayette, J6, 88
	39	at Virginia, N22, 80

Highest Field Goal Percentage

1.	.682	Yale, D8, 89 (30-44)
2.	.655	Indiana (Pa.), M5, 82 (36-55)
3.	.638	Lafayette, D8, 88 (22-36)
4.	.622	Col. of Charleston, D21, 02 (23-37)
5.	.621	vs. Ala.-Huntsville, J5, 90 (41-66)
6.	.612	at George Mason, J12, 87 (30-49)
7.	.607	at Cornell, D11, 95 (34-56)
	.607	Maryland Eastern Shore, F3, 81 (37-61)
9.	.595	E. Michigan, N26, 95 (25-42)
10.	.594	Austin Peay, D18, 94 (38-64)
	.594	Marymount, N24, 81 (38-64)

Lowest Field Goal Percentage

1.	.200	American, F25, 15 (10-50)
2.	.204	Georgetown, D4, 06 (11-54)
3.	.212	at Winthrop, N10, 07 (11-52)
	.212	Furman, D21, 00 (11-52)
5.	.213	Bucknell, J30, 19 (13-61)
6.	.220	Army, F20, 16 (13-59)
7.	.229	at McNeese State, N29, 99 (11-48)
8.	.231	at UMBC, F18, 84 (18-78)
9.	.232	Boston Univ., J26, 19 (13-56)
10.	.233	at Colorado, D9, 18 (14-60)

Most Three-Point Field Goals Made

1.	16	• at New Mexico, D10, 17
2.	15	vs. Colgate, M6, 10
3.	14	• at Bucknell, M12, 17
	14	Cleveland State, D3, 16
	14	at Oregon, D6, 14
	14	Loyola, J2, 14
	14	at Marshall, D29, 13
	14	at Lehigh, J30, 13
	14	Bucknell, J11, 92
10.	13	8x, Last: American, F28, 18

Fewest Three-Point Field Goals Made

1.	0	28x, Last: at Air Force, D7, 18
----	---	---------------------------------

Most Three-Point Field Goals Attempted

1.	49	• at New Mexico, D10, 17
2.	41	at UMBC, D2, 09
3.	37	Emory & Henry, D3, 17
4.	36	Iona, N17, 13
	36	Bucknell, J11, 92
6.	35	at Holy Cross, F21, 15
	35	at Boston U., F5, 14
8.	34	6x, Last: Catholic, N7, 18

Fewest Three-Point Field Goals Attempted

1.	0	Lafayette, D8, 88
	0	Manhattan, N26, 88
	0	Randolph Macon, N22, 88
4.	1	Lock Haven, J16, 89
	1	at Yale, D2, 88
	1	vs. Delaware, N27, 88
	1	at West Chester, N20, 88
	1	vs. Pitts.-Johnstown, N19, 88
	1	at Lock Haven, J16, 88
10.	2	8x, Last: Lafayette, J18, 97

Highest Three-Point Field Goal Percentage

1.	1.000	at Shippensburg, D6, 89 (9-9)
	1.000	Shepherd, N30, 89 (5-5)
3.	.833	at Pennsylvania, J21, 89 (5-6)
4.	.800	Long Island, D9, 96 (4-5)
	.800	E. Michigan, N26, 95 (4-5)
	.800	Mount St. Mary's, F16, 88 (4-5)
7.	.750	Catholic, F15, 90 (8-12)
	.750	Towson, J18, 88 (6-8)
9.	.727	Army, F7, 15 (8-11)
10.	.714	at Colgate, J18, 95 (5-7)

Lowest Three-Point Field Goal Percentage

1.	.000	William & Mary, D19, 92 (0-6)
	.000	at William & Mary, N30, 93 (0-10)
	.000	Coppin State, J3, 95 (0-5)
	.000	at Columbia, D6, 95 (0-5)
	.000	at CS Northridge, J6, 96 (0-6)
	.000	Penn, N26, 96 (0-13)
	.000	Sacramento State, N23, 97 (0-5)
	.000	at Georgetown, J20, 90 (0-12)
	.000	Georgetown, D4, 06 (0-14)
	.000	at American, F27, 08 (0-15)
	.000	Villanova, N19, 10 (0-12)
	.000	at Air Force, D7, 18 (0-7)

Most Free Throws Made

1.	37	vs. Army, F28, 97
2.	35	• McNeese State, D20, 00
	35	at Morgan State, F19, 85
4.	33	at Army, J31, 98
5.	31	Colgate, J10, 98
	31	vs. Monmouth, D31, 92
7.	30	at Stetson, D10, 00
	30	Army, J8, 97
9.	28	4x, Last: at Morgan State, J18, 00

Fewest Free Throws Made

1.	0	Boston Univ., J22, 20
	0	at Penn, D5, 15
3.	1	13x, Last: American, J9, 19

Most Free Throws Attempted

1.	52	• McNeese State, D20, 00
2.	45	•• at Bucknell, J15, 14
	45	vs. Monmouth, D31, 92
4.	44	vs. Army, F28, 97
5.	43	at Army, J8, 97
6.	42	at William & Mary, J22, 83
7.	41	at Army, J31, 98
	41	at Morgan State, F19, 85
9.	40	8x, Last: Mary Washington, N20, 14

Fewest Free Throws Attempted

1	0	Boston Univ., J22, 20
	0	at Penn, D5, 15
3.	2	American, F28, 18
	2	at American, F22, 17
	2	vs. Army, J23, 16
	2	at Holy Cross, F21, 15
	2	at Maryland, M17, 12
	2	at Army, J22, 11
	2	at Colgate, F28, 09
	2	at UMBC, F22, 94
	2	Scranton, N20, 82

Highest Free Throw Percentage

1.	1.000	Holy Cross, J16, 19 (10-10)
	1.000	at UMBC, D4, 02 (16-16)
3.	.960	at Delaware, D7, 98 (24-25)
4.	.933	Bucknell, J12, 02 (14-15)
5.	.929	at Ohio, J2, 03 (13-14)
	.929	at Loyola, F28, 87 (13-14)
7.	.920	vs. Wis.-Milwaukee, N30, 97 (23-25)
8.	.917	Penn, D6, 09 (11-12)
	.917	at Radford, N30, 07 (11-12)
	.917	Winston-Salem St., J30, 07 (11-12)

Lowest Free Throw Percentage

1.	.167	at American, F11, 04 (2-12)
2.	.214	at Richmond, F13, 82 (3-14)
3.	.250	at Geo. Washington, D8, 86 (7-20)
4.	.273	at American, J29, 84 (3-11)
5.	.300	at Saint Joseph's, D30, 19 (3-10)
	.300	at Mount St. Mary's, N23, 82 (6-20)
7.	.308	Holy Cross, J30, 16 (4-13)
8.	.333	at Loyola, F8, 17 (4-12)
	.333	at Lehigh, J22, 14 (4-12)
	.333	vs. Mount St. Mary's, D3, 82 (4-12)
10.	.348	vs. Army, J18, 81 (8-23)

2021-22 NAVY WOMEN'S BASKETBALL

Most Offensive Rebounds

1.	31	•• Liberty, J7, 92
2.	29	Lehigh, J14, 98
3.	27	Charleston So., D21, 95
4.	26	Boston U., J8, 14
	26	C.W. Post, N16, 90
6.	25	5x, Last: Boston U., F2, 17

Fewest Offensive Rebounds

1.	0	Lafayette, J6, 88
2.	2	at American, J24, 07
	2	Yale, D8, 89
4.	3	at Lehigh, J15, 05
	3	at Pace, J27, 90
	3	at Princeton, D5, 87
7.	4	9x, Last: at Bucknell, F12, 20

Most Defensive Rebounds

1.	47	at Marymount, F19, 90
2.	41	• at George Washington, M17, 17
	41	Morgan State, D6, 05
	41	Colgate, F14, 00
5.	39	at Maine, N26, 10
	39	Howard, N14, 07
	39	Lafayette, F12, 94
8.	38	6x, Last: Rider, N30, 13

Fewest Defensive Rebounds

1.	6	Jacksonville, D8, 02
2.	11	at Bucknell, F12, 20
	11	Ohio, N14, 08
4.	12	at Clemson, N9, 19
	12	Bucknell, D30, 15
	12	CW Post, D1, 90
7.	13	7x, Last: vs. Arkansas, N26, 16

Most Total Rebounds

1.	70	UMBC, J11, 78
2.	67	Western Maryland, J7, 78
3.	66	•• Georgetown, F4, 78
4.	65	Charleston Southern, D21, 95
	65	at Western Maryland, J17, 79
6.	64	Concordia, J7, 85
	64	UMBC, F16, 79
	64	Hood, F14, 78
9.	63	Baltimore, D10, 82
	63	at Col. of Notre Dame, N28, 79

Fewest Total Rebounds

1.	15	at Bucknell, F12, 20
2.	17	Lafayette, J6, 88
3.	19	at American, M2, 16
	19	Bucknell, D30, 15
	19	at Lehigh, J15, 05
6.	20	Ohio, N14, 08
7.	21	vs. Mount St. Mary's, N20, 81
8.	22	at Wake Forest, N11, 16
	22	vs. Arizona, N29, 03
	22	vs. Bucknell, M1, 02

Most Fouls

1.	34	St. Thomas Aquinas, N28, 90
2.	33	• at American, N29, 00
3.	32	at Army, F28, 04
	32	• vs. Bucknell, M7, 03
	32	Bucknell, J10, 96
6.	31	at Cal Poly, N19, 04
	31	at Appalachian State, D3, 00
	31	at Bucknell, J30, 99
	31	at Towson, F18, 80
10.	30	at Air Force, J5, 02
	30	Army, M2, 01

Fewest Fouls

1.	5	Colgate, F23, 13
	5	at Holy Cross, J19, 11
	5	vs. Western Illinois, N28, 09
	5	vs. Georgetown, D4, 87
5.	6	at Colgate, J12, 19
	6	Houston Baptist, D2, 11
	6	American, M12, 11
	6	Kutztown, J27, 88
9.	7	9x, Last: American, F28, 18

Most Assists

1.	34	at Col. of Notre Dame, D4, 85
2.	30	Baltimore, D10, 82
3.	27	William & Mary, J23, 82
	27	at Kutztown, N25, 86
	27	North Carolina A&T, N22, 05
6.	26	at Shippensburg, J20, 86
	26	Holy Cross, F13, 07
	26	Cleveland State, D3, 16
9.	25	5x, Last: Emory & Henry, D3, 17

Fewest Assists

1.	1	Pace, M7, 87
2.	2	at Richmond, F11, 84
	2	Gannon, J5, 87
	2	at Princeton, D5, 87
	2	at Longwood, F3, 91
	2	at Lehigh, J31, 96
7.	3	at Princeton, D2, 91
	3	at Western Carolina, N13, 98
	3	at McNeese State, N29, 99
	3	at Stony Brook, J8, 00

Most Turnovers

1.	43	Bowie State, D2, 94
2.	42	Salisbury State, F25, 78
3.	40	at Drexel, D30, 87
4.	39	• at American, N29, 00
	39	Western Maryland, J7, 78
6.	36	UMBC, J11, 78
7.	33	5x, Last: Howard, N14, 07

Fewest Turnovers

1.	2	George Mason, D6, 83
2.	3	vs. Lock Haven, M6, 83
3.	4	vs. West Liberty, J13, 84
4.	5	at Vermont, N22, 19
	5	American, F23, 11
	5	at Lafayette, F14, 09
	5	UMBC, D3, 03
	5	Lehigh, J11, 03
	5	Jacksonville, D8, 02
	5	Army, F25, 89
	5	Catholic, J21, 87

Most Blocked Shots

1.	12	Shepherd, N30, 89
2.	11	South Carolina State, D17, 94
3.	10	Bowie State, D2, 94
	10	Niagara, N27, 94
	10	UNC Wilmington, N26, 94
6.	9	10x, Last: American, F28, 18

Most Steals

1.	34	Col. of Notre Dame, D4, 85
2.	27	Georgetown, J27, 81
3.	24	at Shepherd, F16, 91
4.	23	vs. Wisconsin-Stout, J3, 86
5.	22	at Clemson, N9, 19
	22	Kutztown, N25, 86
7.	21	Emory & Henry, D3, 17
	21	Towson, N26, 91
	21	at Millersville, D7, 85
10.	20	vs. Stevenson, N5, 19
	20	vs. C.W. Post, D1, 90

Fewest Steals

1.	0	at Bucknell, J12, 00
	0	Delaware State, D15, 02
	0	at Army, J21, 07
	0	at Holy Cross, F17, 10
5.	1	at Lock Haven, M9, 85
	1	at Colgate, F2, 00
	1	at Colgate, F18, 06
	1	at Saint Peter's, N19, 13
	1	Army, J11, 14
10.	2	28x, Last:
		at American, J27, 15

• = number of overtime periods

2021-22 NAVY WOMEN'S BASKETBALL

Navy Individual Single Season Records *(year listed is when season was completed)*

Games Played

1.	34	Sarita Condie, 2017
	34	Taylor Dunham, 2017
	34	Ashanti Kennedy, 2017
	34	Hannah Fenske, 2017
	34	Justice Swett, 2017
	34	Kaila Clark, 2017
	34	Laurel Jaunich, 2017
	34	Molly Sanders, 2017
	34	Bianca Roach, 2017
10.	33	Nine Players

Games Started

1.	34	Taylor Dunham, 2017
	34	Justice Swett, 2017
3.	33	Audrey Bauer, 2013
	33	Jade Geif, 2013
	33	Alix Membreno, 2013
	33	Kara Pollinger, 2013
	33	Hannah Fenske, 2017
	33	Taylor Dunham, 2018
	33	Hannah Fenske, 2018
	33	Kaila Clark, 2018
	33	Bianca Roach, 2018

Minutes Played

1.	1,135	Angela Myers, 2011
2.	1,110	Kara Pollinger, 2013
3.	1,074	Kara Pollinger, 2014
4.	1,067	Courtney Davidson, 2003
5.	1,066	Kate Wells, 1995
6.	1,045	Jade Geif, 2013
7.	1,040	Alix Membreno, 2013
8.	1,027	Audrey Bauer, 2013
9.	1,018	Adria Schneck, 1995
10.	1,011	Courtney Davidson, 2004

Minutes Per Game

1.	38.11	Courtney Davidson, 2003
2.	38.07	Kate Wells, 1995
3.	36.88	Jennifer Coleman, 2021
4.	36.70	Kathy Walsh, 1978
5.	36.63	Adria Schneck, 1996
6.	36.48	Courtney Davidson, 2002
7.	36.45	Kolbi Green, 2021
8.	36.39	Becky Dowling, 1996
9.	36.36	Sophie Gatzounas, 2021
	36.36	Adria Schneck, 1995

Points

1.	530	Courtney Davidson, 2003
2.	525	Courtney Davidson, 2004
3.	520	Angela Dobbs, 1991
4.	493	Adria Schneck, 1997
5.	492	Colleen Cassidy, 1982
6.	487	Taylor Dunham, 2018
7.	485	Colleen Cassidy, 1980
8.	482	Sarita Condie, 2017
9.	478	Courtney Davidson, 2002
10.	470	Erica Hayes, 1999
	470	Connie James, 1989

Points Per Game

1.	21.67	Angela Dobbs, 1991
2.	20.47	Adria Schneck, 1996
3.	20.21	Colleen Cassidy, 1980
4.	19.46	Connie James, 1990
5.	18.93	Courtney Davidson, 2003
6.	18.92	Colleen Cassidy, 1982
7.	18.11	Becky Dowling, 1996
8.	18.08	Connie James, 1989
9.	17.70	Courtney Davidson, 2002
10.	17.61	Adria Schneck, 1997

Field Goals Made

1.	204	Connie James, 1989
2.	203	Connie James, 1990
3.	199	Angela Dobbs, 1991
4.	186	Colleen Cassidy, 1982
5.	182	Colleen Cassidy, 1980
6.	175	Courtney Davidson, 2004
7.	171	Sarita Condie, 2017
8.	170	Bernie Boska, 1980
	170	Courtney Davidson, 2003
10.	169	Adria Schneck, 1995

Field Goals Attempted

1.	483	Angela Dobbs, 1991
2.	436	Angela Dobbs, 1992
3.	435	Courtney Davidson, 2004
4.	428	Jennifer Coleman, 2019
5.	417	Taylor Dunham, 2018
6.	387	Sarita Condie, 2017
7.	385	Emily Harman, 1984
8.	383	Cassie Consedine, 2008
9.	377	Bernie Boska, 1980
10.	376	Courtney Davidson, 2003

Field Goal Pct.

(min. 200 attempts)		
1.	.586	Connie James, 1988 (163-278)
2.	.584	Connie James, 1987 (128-219)
3.	.581	Connie James, 1989 (204-351)
4.	.566	Connie James, 1990 (203-359)
5.	.549	Jenna Hausvik, 1994 (168-306)
6.	.547	Adria Schneck, 1996 (139-254)
7.	.546	Erica Hayes, 1998 (113-207)
8.	.542	Erica Hayes, 1999 (167-308)
9.	.537	Jade Geif, 2014 (165-307)
10.	.532	Jade Geif, 2013 (168-316)

Three-Point Field Goals Made

1.	98	Taylor Dunham, 2018
2.	87	Kara Pollinger, 2014
3.	85	Sarita Condie, 2017
4.	83	Angela Dobbs, 1991
5.	78	Chloe Stapleton, 2014
6.	76	Courtney Davidson, 2004
7.	75	Patty LiPoma, 1988
	75	Ashley Pelzek, 2006
9.	70	Cassie Consedine, 2011
10.	69	Audrey Bauer, 2013

Three-Point Field Goals Per Game

1.	3.46	Angela Dobbs, 1991
2.	3.00	Patty LiPoma, 1988
3.	2.96	Taylor Dunham, 2018
4.	2.72	Kara Pollinger, 2014
5.	2.68	Ashley Pelzek, 2006
6.	2.53	Courtney Davidson, 2004
7.	2.50	Sarita Condie, 2017
8.	2.45	Chloe Stapleton, 2013
9.	2.44	Chloe Stapleton, 2014
10.	2.37	Courtney Davidson, 2002

Three-Point Field Goals Attempted

1.	266	Taylor Dunham, 2018
2.	218	Chloe Stapleton, 2014
3.	216	Kara Pollinger, 2013
4.	214	Angela Dobbs, 1991
5.	211	Courtney Davidson, 2004
6.	201	Ashley Pelzek, 2006
7.	199	Kara Pollinger, 2014
8.	198	Cassie Consedine, 2011
9.	197	Taylor Dunham, 2017
10.	196	Hannah Fenske, 2018

Three-Point Field Goal Percentage

(min. 75 attempts)		
1.	.470	Sarita Condie, 2017 (85-181)
2.	.455	Patty LiPoma, 1988 (75-165)
3.	.437	Kara Pollinger, 2014 (87-199)
4.	.416	Erin Edwards, 2011 (42-101)
5.	.414	Maile Shimoda, 2001 (48-116)
6.	.412	Hannah Fenske, 2017 (56-136)
7.	.411	Kristin Bowen, 2010 (62-151)
8.	.409	Margaret Knap, 2007 (45-110)
9.	.405	Courtney Davidson, 2002 (64-158)
10.	.402	Erin Edwards, 2012 (37-92)

Free Throws Made

1.	156	Adria Schneck, 1997
2.	148	Erica Hayes, 1900
3.	135	Erica Hayes, 1999
4.	132	Courtney Davidson, 2003
5.	128	Erica Hayes, 1998
6.	122	Courtney Davidson, 2002
7.	121	Colleen Cassidy, 1980
8.	120	Colleen Cassidy, 1982
9.	116	Adria Schneck, 1995
10.	111	Joanne Groth, 1998

Free Throws Attempted

1.	210	Adria Schneck, 1997
2.	201	Erica Hayes, 2000
3.	171	Adria Schneck, 1996
4.	170	Jade Geif, 2013
5.	168	Erica Hayes, 1999
6.	164	Adria Schneck, 1995
7.	161	Colleen Cassidy, 1982
	161	Laurie Coffey, 1999
9.	159	Courtney Davidson, 2003
10.	158	Joanne Groth, 1996

2021-22 NAVY WOMEN'S BASKETBALL

Free Throw Percentage

(min. 60 attempts)

1.	.897	Courtney Davidson, 2002 (122-136)
2.	.867	Margaret Knap, 2007 (52-60)
3.	.850	Carly Meyer, 2005 (51-60)
4.	.841	Kim Jackson, 1994 (58-69)
5.	.835	Carly Meyer, 2007 (66-79)
6.	.832	Lauren Skrel, 2006 (84-101)
7.	.830	Courtney Davidson, 2003 (132-159)
	.830	Angela Myers, 2009 (73-88)
9.	.826	Cassie Consedine, 2009 (71-86)
10.	.823	Colleen Cassidy, 1980 (121-147)

Offensive Rebounds

1.	111	Justice Swett, 2017
2.	108	Jade Geif, 2014
3.	104	Bryanna Herring, 2002
	104	Jade Geif, 2012
5.	99	Jenna Hausvik, 1994
	99	Jade Geif, 2011
7.	98	Jade Geif, 2013
8.	97	Adria Schneck, 1995
9.	96	Laurie Coffey, 1996
10.	93	Jenna Hausvik, 1992

Offensive Rebounds Per Game

1.	3.71	Bryanna Herring, 2002
2.	3.54	Jenna Hausvik, 1994
3.	3.46	Adria Schneck, 1995
4.	3.44	Jenna Hausvik, 1992
5.	3.43	Laurie Coffey, 1996
6.	3.38	Jade Geif, 2014
7.	3.26	Justice Swett, 2017
8.	3.25	Jade Geif, 2012
9.	3.17	Becky Dowling, 1998
10.	3.16	Adria Schneck, 1997

Defensive Rebounds

1.	204	Cassie Consedine, 2008
2.	200	Kaila Clark, 2018
3.	181	Cassie Consedine, 2010
4.	176	Cassie Consedine, 2011
5.	171	Becky Dowling, 1995
6.	170	Connie James, 1989
7.	166	Becky Dowling, 1998
	166	Cassie Consedine, 2009
	166	Jennifer Coleman, 2019
10.	163	Connie James, 1990

Defensive Rebounds Per Game

1.	9.22	Jennifer Coleman, 2021
2.	7.03	Cassie Consedine, 2008
3.	6.79	Connie James, 1990
4.	6.54	Connie James, 1989
5.	6.17	Becky Dowling, 1996
6.	6.11	Becky Dowling, 1995
7.	6.06	Kaila Clark, 2018
8.	5.92	Carly Meyer, 2007
9.	5.84	Cassie Consedine, 2010
10.	5.79	Becky Dowling, 1997

Rebounds

1.	286	Angela Smith, 1983
2.	273	Kaila Clark, 2018
3.	270	Jade Geif, 2014
4.	260	Jade Geif, 2013
5.	258	Becky Dowling, 1998
6.	254	Laurie Coffey, 1996
7.	253	Becky Dowling, 1995
	253	Jade Geif, 2011
9.	250	Jade Geif, 2012
10.	249	Becky Dowling, 1997

Rebounds Per Game

1.	11.45	Kathy Walsh, 1978
2.	11.35	Bernie Boska, 1978
3.	11.33	Jennifer Coleman, 2021
4.	10.80	Cathy Rayhill, 1978
5.	10.60	Angela Smith, 1983
6.	9.96	Emily Harman, 1984
7.	9.92	Connie James, 1990
8.	9.38	Cathy Rayhill, 1979
9.	9.27	Connie James, 1989
10.	9.13	Lynne Coe, 1979

Assists

1.	177	Margie Trott, 1987
2.	174	Margie Trott, 1986
3.	172	Maile Shimoda, 2004
4.	163	Angela Myers, 2011
5.	159	Lauren Skrel, 2005
6.	139	Kalen Kropa, 2007
	139	Kara Pollinger, 2014
8.	137	Becky Lewis, 1983
9.	136	Kim Jackson, 1994
10.	132	Kalen Kropa, 2009

Assists Per Game

1.	6.96	Margie Trott, 1986
2.	6.81	Margie Trott, 1987
3.	5.73	Maile Shimoda, 2004
4.	5.71	Becky Lewis, 1983
5.	5.48	Lauren Skrel, 2005
6.	5.09	Angela Myers, 2011
7.	5.04	Kim Jackson, 1994
8.	4.85	Margie Trott, 1985
9.	4.83	Kristen Waller, 1991
10.	4.81	Tawny Petrick, 1990

Blocked Shots

1.	72	Cassie Consedine, 2008
2.	69	Kaila Clark, 2018
3.	59	Kaila Clark, 2017
4.	52	Cassie Consedine, 2009
5.	48	Yolanda Ray, 1994
	48	Cassie Consedine, 2011
7.	45	Angela Smith, 1983
	45	Carly Meyer, 2007
9.	43	Cassie Consedine, 2010
10.	39	Kim Cowling, 1993

Blocked Shots Per Game

1.	2.48	Cassie Consedine, 2008
2.	2.09	Kaila Clark, 2018
3.	1.79	Cassie Consedine, 2009
4.	1.74	Kaila Clark, 2017
5.	1.73	Carly Meyer, 2007
6.	1.71	Yolanda Ray, 1994
7.	1.67	Angie Smith, 1983
8.	1.50	Kim Cowling, 1993
	1.50	Cassie Consedine, 2011
10.	1.39	Cassie Consedine, 2010

Steals

1.	95	Margie Trott, 1987
2.	90	Justice Swett, 2017
3.	79	Kristen Waller, 1991
4.	78	Becky Dowling, 1998
5.	72	Becky Dowling, 1995
6.	70	Yolanda Ray, 1994
7.	69	Joanne Groth, 1998
8.	68	Angela Myers, 2009
	68	Angela Myers, 2011
	68	Justice Swett, 2016

Steals Per Game

1.	3.65	Margie Trott, 1987
2.	3.29	Kristen Waller, 1991
3.	3.28	Becky Dowling, 1996
4.	2.69	Becky Dowling, 1998
5.	2.64	Kolbi Green, 2021
	2.64	Justice Swett, 2017
7.	2.57	Becky Dowling, 1995
8.	2.54	Kristen Waller, 1989
9.	2.50	Yolanda Ray, 1994
10.	2.46	Angela Dobbs, 1991
	2.46	Joanne Groth, 1998

2021-22 NAVY WOMEN'S BASKETBALL

Navy Career Records

Games Played

1.	129	Audrey Bauer, 2011-14
	129	Jade Geif, 2011-14
3.	127	Alix Membreno, 2011-14
4.	124	Angela Myers, 2008-11
	124	Sarita Condie, 2014-17
6.	123	Bianca Roach, 2016-19
7.	121	Cassie Consedine, 2008-11
	121	Taylor Dunham, 2015-18
9.	118	Kalen Kropa, 2006-09
10.	116	Laurel Jaunich, 2017-20
	116	Erin Edwards, 2009-12

Games Started

1.	128	Jade Geif, 2011-14
2.	123	Angela Myers, 2008-11
3.	116	Cassie Consedine, 2008-11
4.	115	Alix Membreno, 2011-14
5.	107	Courtney Davidson, 2001-04
6.	105	Joanne Groth, 1995-98
7.	103	Becky Dowling, 1995-98
8.	100	Adrienne Roseti, 2001-04
9.	99	Laurie Coffey, 1996-99
10.	98	Maile Shimoda, 2001-04
	98	Taylor Dunham, 2015-18

Minutes Played

1.	3,940	Angela Myers, 2008-11
2.	3,937	Jade Geif, 2011-14
3.	3,738	Courtney Davidson, 2001-04
4.	3,635	Audrey Bauer, 2011-14
5.	3,624	Maile Shimoda, 2001-04
6.	3,557	Becky Dowling, 1995-98
7.	3,519	Alix Membreno, 2011-14
8.	3,428	Cassie Consedine, 2008-11
9.	3,385	Joanne Groth, 1995-98
10.	3,337	Kara Pollinger, 2011-14

Minutes Per Game

1.	34.53	Becky Dowling, 1995-98
2.	33.25	Maile Shimoda, 2001-04
3.	33.08	Courtney Davidson, 2001-04
4.	32.11	Adria Schneck, 1994-97
5.	31.77	Angela Myers, 2008-11
6.	31.34	Joanne Groth, 1995-98
7.	30.52	Jade Geif, 2011-14
8.	30.50	Angela Dobbs, 1989-92
9.	29.02	Kara Pollinger, 2011-14
10.	28.33	Cassie Consedine, 2008-11

Points

1.	1,857	Courtney Davidson, 2001-04
2.	1,817	Colleen Cassidy, 1979-82
3.	1,643	Connie James, 1987-90
4.	1,613	Angela Dobbs, 1989-92
5.	1,578	Adria Schneck, 1994-97
6.	1,501	Jade Geif, 2011-14
7.	1,470	Becky Dowling, 1995-98
8.	1,418	Cassie Consedine, 2008-11
9.	1,406	Erica Hayes, 1997-00
10.	1,325	Bernie Boska, 1978-81

Points Per Game

1.	18.35	Colleen Cassidy, 1979-82
2.	16.43	Courtney Davidson, 2001-04
3.	16.27	Connie James, 1987-90
4.	16.13	Angela Dobbs, 1989-92
5.	15.32	Adria Schneck, 1994-97
6.	14.27	Becky Dowling, 1995-98
7.	14.25	Bernie Boska, 1978-81
8.	12.81	Jennifer Coleman 2019-Pres.
9.	12.67	Erica Hayes, 1997-00
10.	11.72	Cassie Consedine, 2008-11
11.	11.64	Laurie Coffey, 1996-99

Field Goals Made

1.	698	Connie James, 1987-90
2.	690	Colleen Cassidy, 1979-82
3.	613	Angela Dobbs, 1989-92
4.	595	Courtney Davidson, 2001-04
5.	593	Jade Geif, 2011-14
6.	578	Becky Dowling, 1995-98
7.	558	Adria Schneck, 1994-97
8.	555	Bernie Boska, 1978-81
9.	525	Cassie Consedine, 2008-11
10.	476	Erica Hayes, 1997-00

Field Goals Attempted

1.	1,535	Angela Dobbs, 1989-92
2.	1,400	Courtney Davidson, 2001-04
3.	1,379	Colleen Cassidy, 1979-82
4.	1,346	Cassie Consedine, 2008-11
5.	1,314	Bernie Boska, 1978-81
6.	1,286	Becky Dowling, 1995-98
7.	1,236	Taylor Dunham, 2015-18
8.	1,207	Connie James, 1987-90
9.	1,143	Jade Geif, 2011-14
10.	1,134	Audrey Bauer, 2011-14

Field Goal Percentage

(min. 400 attempts)		
1.	.578	Connie James, 1987-90 (698-1207)
2.	.519	Jade Geif, 2011-14 (593-1143)
3.	.516	Angela Smith, 1980-83 (349-676)
4.	.511	Jenna Hausvik, 1991-94 (339-663)
5.	.507	Adria Schneck, 1994-97 (558-1101)
6.	.505	Erica Hayes, 1997-00 (476-943)
7.	.501	Colleen Cassidy, 1979-82 (690-1379)
8.	.500	Lynne Coe, 1979-82 (397-794)
9.	.484	Bryanna Herring, 2001-03. (255-527)
10.	.463	Sophie Gatzounas, 2018-21 (294-635)
	.463	Gretchen Quasebarth, 1985-88 (255-551)

Three-Point Field Goals Made

1.	245	Courtney Davidson, 2001-04
2.	241	Taylor Dunham, 2015-18
3.	218	Chloe Stapleton, 2012-15
4.	216	Angela Dobbs, 1989-92
5.	215	Audrey Bauer, 2011-14
6.	203	Kara Pollinger 2011-14
7.	193	Sarita Condie, 2014-17
8.	165	Cassie Consedine, 2008-11
9.	148	Maile Shimoda, 2001-04
10.	145	Hannah Fenske, 2015-18

Three-Point Field Goals Per Game

1.	2.17	Courtney Davidson, 2001-04
2.	2.16	Angela Dobbs, 1998-92
3.	1.99	Taylor Dunham, 2015-18
4.	1.90	Chloe Stapleton, 2012-15
5.	1.77	Kara Pollinger, 2011-14
6.	1.67	Audrey Bauer, 2011-14
7.	1.56	Sarita Condie, 2014-17
8.	1.48	Hannah Fenske, 2015-18
9.	1.47	Kristin Bowen, 2008-10
10.	1.41	Hilary Goodrich, 1999-00

Three-Point Field Goals Attempted

1.	736	Taylor Dunham, 2015-18
2.	636	Courtney Davidson, 2001-04
3.	627	Chloe Stapleton, 2012-15
4.	612	Audrey Bauer, 2011-14
5.	563	Angela Dobbs, 1989-92
6.	559	Kara Pollinger, 2011-14
7.	515	Cassie Consedine, 2008-11
8.	468	Sarita Condie, 2014-17
9.	431	Yolanda Ray, 1991-94
10.	428	Maile Shimoda, 2001-04

Three-Point Field Goal Percentage

(min. 150 attempts)		
1.	.455	Patty LiPoma, 1986-88 (75-165)
2.	.412	Sarita Condie, 2014-17 (193-468)
3.	.387	Lauren Skrel, 2003-06 (65-168)
	.387	Erin Edwards, 2009-12 (104-269)
4.	.385	Courtney Davidson, 2001-04 (245-636)
6.	.384	Angela Dobbs, 1989-92 (216-563)
7.	.376	Sarita Condie, 2014-17 (108-287)
8.	.372	Kristin Bowen, 2008-10 (97-261)
9.	.363	Kara Pollinger, 2011-14 (203-559)
10.	.352	Hannah Fenske, 2015-18 (145-412)

Free Throws Made

1.	450	Erica Hayes, 1997-00
2.	449	Adria Schneck, 1994-97
3.	437	Colleen Cassidy, 1979-82
4.	422	Courtney Davidson, 2001-04
5.	368	Joanne Groth, 1995-98
6.	304	Jade Geif, 2011-14
7.	293	Monica Holland, 1986-89
8.	291	Laurie Coffey, 1996-99
9.	279	Angela Myers, 2008-11
10.	262	Kim Drayton, 1990-93

Free Throws Attempted

1.	648	Adria Schneck, 1994-97
2.	589	Erica Hayes, 1997-00
3.	584	Colleen Cassidy, 1979-82
4.	539	Jade Geif, 2011-14
5.	530	Joanne Groth, 1995-98
6.	507	Courtney Davidson, 2001-04
7.	462	Laurie Coffey, 1996-99
8.	414	Kim Drayton, 1990-93
9.	402	Monica Holland, 1986-89
10.	372	Becky Dowling, 1995-98

2021-22 NAVY WOMEN'S BASKETBALL

Free Throw Percentage

(min. 120 attempts)

1.	.832	Courtney Davidson, 2001-04 (422-507)
2.	.811	Patti LiPoma, 1986-88 (99-122)
3.	.795	Carly Meyer, 2004-07 (159-200)
4.	.791	Lauren Skrel, 2003-06 (170-215)
5.	.790	Angela Myers, 2008-11 (279-353)
6.	.769	Shelley Laurilla, 1984-87 (113-147)
7.	.764	Erica Hayes, 1997-00 (450-589)
8.	.758	Sarita Condie, 2014-17 (163-215)
9.	.748	Colleen Cassidy, 1979-82 (437-584)
10.	.740	Kristen Waller, 1988-91 (159-215)
	.740	Kate Wells, 1993-95 (142-192)

Offensive Rebounds

1.	409	Jade Geif, 2011-14
2.	319	Laurie Coffey, 1996-99
3.	313	Becky Dowling, 1995-98
4.	300	Adria Schneck, 1994-97
5.	285	Jenna Hausvik, 1991-94
6.	283	Joanne Groth, 1995-98
7.	279	Justice Swett, 2015-17
8.	271	Angela Myers, 2008-11
9.	262	Adrienne Roseti, 2001-04
10.	249	Kim Cowling, 1991-94
	249	Alix Membreno, 2011-14

Offensive Rebounds Per Game

1.	3.17	Jade Geif, 2011-14
2.	3.04	Becky Dowling, 1995-98
	3.04	Laurie Coffey, 1996-99
4.	2.97	Justice Swett, 2015-17
5.	2.91	Jenna Hausvik, 1994-97
	2.91	Adria Schneck, 1994-97
7.	2.80	Justice Swett, 2015-17
8.	2.73	Bryanna Herring, 2001-03
9.	2.62	Joanne Groth, 1005-98
10.	2.42	Kim Cowling, 1991-94

Defensive Rebounds

1.	727	Cassie Consedine, 2008-11
2.	624	Jade Geif, 2011-14
3.	610	Becky Dowling, 1995-98
4.	529	Adrienne Roseti, 2001-04
5.	512	Alix Membreno, 2011-14
6.	471	Connie James, 1987-90
7.	469	Laurie Coffey, 1996-99
8.	454	Audrey Bauer, 2011-14
9.	429	Joanne Groth, 1995-98
10.	421	Angela Myers, 2008-119

Defensive Rebounds Per Game

1.	6.01	Cassie Consedine, 2008-11
2.	5.92	Becky Dowling, 1995-98
3.	5.51	Jennifer Coleman, 2019-Pres.
4.	4.84	Jade Geif, 2011-14
5.	4.81	Adrienne Roset, 2001-04
6.	4.66	Connie James, 1987-90
7.	4.59	Kaila Clark, 2017-18
8.	4.47	Laurie Coffey, 1996-99
9.	4.24	Carly Meyer, 2004-07
10.	4.03	Alix Membreno, 2011-14
11.	4.01	Kim Cowling, 1991-94

Rebounds

1.	1,033	Jade Geif, 2011-14
2.	923	Becky Dowling, 1995-98
3.	891	Connie James, 1987-90
4.	882	Cassie Consedine, 2008-11
5.	828	Laurie Coffey, 1996-99
6.	791	Adrienne Roseti, 2001-04
7.	776	Angela Smith, 1980-83
8.	761	Alix Membreno, 2011-14
9.	716	Bernie Boska, 1978-81
10.	712	Joanne Groth, 1995-98

Rebounds Per Game

1.	8.96	Becky Dowling, 1995-98
2.	8.82	Connie James, 1987-90
3.	8.01	Kathy Walsh, 1978-79
4.	7.98	Jade Geif, 2011-14
5.	7.89	Laurie Coffey, 1996-99
6.	7.84	Angie Smith, 1980-83
7.	7.79	Cathy Rayhill, 1978-80
8.	7.70	Bernie Boska, 1978-81
9.	7.42	Jennifer Coleman, 2019-Pres.
10.	7.31	Lynne Coe, 1979-82
11.	7.29	Cassie Consedine, 2008-11

Assists

1.	511	Angela Myers, 2008-11
2.	500	Margie Trott, 1984-87
3.	468	Maile Shimoda, 2001-04
4.	421	Kalen Kropa, 2006-09
5.	416	Colleen Cassidy, 1979-82
6.	364	Kara Pollinger, 2011-14
7.	358	Kristen Waller, 1988-91
8.	341	Alix Membreno, 2011-14
9.	323	Hannah Fenske, 2015-18
10.	313	Taylor Dunham, 2015-18

Assists Per Game

1.	5.15	Margie Trott, 1984-87
2.	4.29	Maile Shimoda, 2001-04
3.	4.20	Colleen Cassidy, 1979-82
4.	4.12	Angela Myers, 2008-11
5.	3.97	Becky Lewis, 1981-84
6.	3.77	Kristen Waller, 1988-91
7.	3.57	Kalen Kropa, 2006-09
8.	3.30	Hannah Fenske, 2015-18
9.	3.29	Lauren Skrel, 2003-06
10.	3.25	Tawny Petrick, 1987-90

Blocked Shots

1.	215	Cassie Consedine, 2008-11
2.	128	Kaila Clark, 2017-18
3.	124	Kim Cowling, 1991-94
4.	99	Yolanda Ray, 1991-94
5.	92	Kate Hobbs, 2004-07
6.	89	Carly Meyer, 2004-07
7.	84	Adrienne Roseti, 2001-04
8.	79	Laurie Coffey, 1996-99
9.	76	Connie James, 1987-90
10.	73	* Angela Smith, 1980-83

Blocked Shots Per Game

1.	1.91	Kaila Clark, 2017-18
2.	1.78	Cassie Consedine, 2008-11
3.	1.20	Kim Cowling, 1991-94
4.	0.96	* Angela Smith, 1980-83
	0.96	Yolanda Ray, 1991-94
5.	0.94	Carly Meyer, 2004-07
6.	0.82	Bryanna Herring, 2001-03
7.	0.80	Kate Hobbs, 2004-07
8.	0.76	Adrienne Roseti, 2001-04
10.	0.75	Connie James, 1987-90
	0.75	Laurie Coffey, 1996-99

Steals

1.	261	Becky Dowling, 1995-98
2.	249	Angela Myers, 2008-11
3.	217	Kristen Waller, 1988-91
4.	213	Joanne Groth, 1995-98
	213	Justice Swett, 2015-17
6.	212	Margie Trott, 1984-87
7.	190	Yolanda Ray, 1991-94
8.	173	Angela Dobbs, 1989-92
9.	167	* Colleen Cassidy, 1979-82
10.	161	Bianca Roach, 2016-19

Steals Per Game

1.	2.53	Becky Dowling, 1995-98
2.	2.28	Kristen Waller, 1988-91
3.	2.27	Justice Swett, 2015-17
4.	2.23	* Colleen Cassidy, 1979-82
5.	2.19	Margie Trott, 1984-87
6.	2.12	Kolbi Green, 2019-Pres.
7.	2.01	Angela Myers, 2008-11
8.	1.97	Joanne Groth, 1995-98
9.	1.87	Jennifer Coleman, 2019-Pres.
10.	1.84	Yolanda Ray, 1991-94
11.	1.73	Angela Dobbs, 1989-92
12.	1.66	Kaila Clark, 2017-18

* = statistics for only three seasons available

2021-22 NAVY WOMEN'S BASKETBALL

Year-by-Year Team Statistics (Division II Era)

Year	G	FGM-A	FG%	3FGM-A	3/G	3FG%	FTM-A	FT%	OR-DR	TR-AVE	PF	F/G	A	A/G	TO	T/G	B	B/G	S	S/G	Pts.	Ave.	
1977-78	Navy	20	549-1382	.397	—	—	269-449	.599	—	1141-57.05	352	17.60	266	13.30	516	25.8	—	—	—	—	1367	68.35	
1977-78	Opp	20	487-1412	.345	—	—	177-328	.540	—	856-42.80	448	22.40	147	7.35	—	—	—	—	—	—	1151	57.55	
1978-79	Navy	24	660-1570	.420	—	—	355-574	.618	—	1234-51.42	429	17.88	280	11.67	515	21.46	—	—	—	—	1675	69.79	
1978-79	Opp	24	615-1682	.366	—	—	206-382	.539	—	1035-43.13	527	21.96	221	9.21	—	—	—	—	—	—	1436	59.8	
1979-80	Navy	24	707-1564	.452	—	—	361-557	.648	—	1094-45.58	455	18.96	322	13.42	469	19.54	—	—	198	8.25	1775	73.96	
1979-80	Opp	24	641-1632	.393	—	—	278-445	.625	—	1021-42.54	550	22.92	245	10.21	—	—	—	—	108	4.50	1558	64.92	
1980-81	Navy	25	677-1473	.460	—	—	321-508	.632	—	1057-42.28	478	19.12	290	11.60	542	21.68	—	—	—	—	1675	67.00	
1980-81	Opp	25	633-1683	.376	—	—	321-502	.639	—	1027-41.08	508	20.32	219	8.76	459	18.36	—	—	—	—	1587	63.48	
1981-82	Navy	26	718-1528	.470	—	—	401-580	.691	—	1066-41.00	454	17.46	386	14.85	469	18.04	—	—	197	7.58	1837	70.65	
1981-82	Opp	26	641-1685	.380	—	—	261-428	.610	—	1023-39.35	534	20.54	229	8.81	498	19.15	—	—	221	8.50	1543	59.35	
1982-83	Navy	27	679-1665	.408	—	—	312-525	.594	—	1102-40.81	394	14.59	384	14.22	496	18.37	61	2.26	176	6.52	1670	61.85	
1982-83	Opp	27	666-1697	.392	—	—	181-283	.640	—	1027-38.04	487	18.04	273	10.11	428	15.85	73	2.74	218	8.07	1513	56.04	
1983-84	Navy	27	545-1509	.361	—	—	315-489	.644	—	921-34.11	437	16.19	261	9.67	399	14.78	38	1.41	198	7.33	1405	52.04	
1983-84	Opp	27	593-1474	.402	—	—	250-431	.580	—	1045-38.70	471	17.44	251	9.30	386	14.30	72	2.67	160	5.93	1436	53.19	
1984-85	Navy	27	702-1645	.427	—	—	376-575	.654	—	1157-42.85	504	18.67	368	13.63	488	18.07	54	2.00	224	8.30	1780	65.93	
1984-85	Opp	27	627-1636	.383	—	—	368-552	.667	—	1010-37.41	504	18.67	197	7.30	503	18.63	68	2.52	268	9.93	1622	60.07	
1985-86	Navy	25	678-1587	.427	—	—	257-409	.628	—	1033-41.32	449	17.96	449	17.96	498	19.92	59	2.36	280	11.20	1613	64.52	
1985-86	Opp	25	610-1469	.415	—	—	304-485	.627	—	932-37.28	211	8.44	344	13.76	478	19.12	71	2.84	225	9.00	1524	60.96	
1986-87	Navy	26	762-1623	.469	—	—	349-509	.686	—	1053-40.50	431	16.58	401	15.42	443	17.04	75	2.86	291	11.19	1873	72.04	
1986-87	Opp	26	665-1611	.413	—	—	303-481	.629	—	975-37.5	462	17.77	314	12.08	461	17.73	30	1.15	199	7.65	1633	62.81	
1987-88	Navy	25	622-1442	.431	79-173	3.16	.457	292-410	.712	—	964-38.56	370	14.8	336	13.44	444	17.76	—	—	182	7.28	1615	64.60
1987-88	Opp	25	623-1567	.398	48-125	1.92	.384	254-416	.611	—	979-39.16	424	16.96	238	9.52	399	15.96	—	—	—	—	1548	61.92
1988-89	Navy	26	659-1490	.442	38-105	1.46	.362	337-480	.702	—	1002-38.54	331	12.73	355	13.65	449	17.27	—	—	218	8.39	1693	65.12
1988-89	Opp	26	672-1628	.413	48-153	1.85	.314	173-286	.605	—	942-36.23	446	17.15	280	10.77	440	16.92	—	—	225	8.65	1565	60.19
1989-90	Navy	24	692-1574	.440	87-239	3.63	.364	268-406	.660	—	1004-41.83	373	15.54	348	14.50	408	17.00	—	—	252	10.50	1739	72.46
1989-90	Opp	24	618-1595	.388	69-170	2.88	.406	217-339	.640	—	985-41.04	393	12.63	270	11.25	457	19.04	—	—	227	9.46	1522	63.42
1990-91	Navy	24	629-1617	.389	131-375	5.46	.349	304-503	.604	—	1012-42.17	474	19.75	276	11.50	414	17.25	—	—	303	12.63	1693	70.54
1990-91	Opp	24	558-1413	.395	35-138	1.46	.254	346-521	.664	—	1062-44.25	430	17.92	242	10.08	605	25.21	—	—	200	8.33	1497	62.38

2021-22 NAVY WOMEN'S BASKETBALL

Year-by-Year Team Statistics (Division I Era)

Year	G	FGM-A	FG%	3FGM-A	3/G	3FG%	FTM-A	FT%	OR-DR	TR-AVG	PF	F/G	A	A/G	TO	T/G	B	B/G	S	S/G	Pts.	Avg.	
1991-92	Navy	27	628-1777	.353	149-443	5.52	.336	332-549	.605	406-572	1121-41.52	512	18.96	289	10.70	538	19.93	68	2.52	281	10.41	1737	64.33
1991-92	Opp	27	721-1674	.431	77-219	2.86	.352	387-586	.660	372-731	1256-46.52	482	17.85	444	16.44	598	22.15	90	3.33	259	9.59	1906	70.59
1992-93	Navy	26	597-1580	.378	104-352	4.00	.296	337-537	.628	356-595	1064-40.92	483	18.58	351	13.50	545	20.96	79	3.04	282	10.85	1635	62.88
1992-93	Opp	26	649-1636	.397	84-286	3.23	.294	368-552	.667	384-628	1131-43.50	478	18.38	391	15.04	524	20.15	76	2.92	271	10.40	1750	67.31
1993-94	Navy	28	762-1854	.411	94-342	3.35	.275	346-526	.658	391-653	1178-42.07	587	20.96	382	13.64	587	20.96	87	3.11	275	9.82	1964	70.14
1993-94	Opp	28	756-1786	.423	87-276	3.11	.315	469-673	.697	375-676	1197-42.75	485	17.32	437	15.61	580	20.71	65	2.32	309	11.00	2068	73.86
1994-95	Navy	28	637-1542	.413	68-258	2.43	.264	423-629	.672	—	1120-40.00	522	18.64	328	11.71	580	20.71	82	2.93	283	10.11	1765	63.04
1994-95	Opp	28	637-1593	.400	110-364	3.93	.302	308-493	.625	—	1033-36.89	559	19.96	351	12.54	611	21.82	92	3.29	257	9.18	1692	60.43
1995-96	Navy	28	656-1616	.406	70-245	2.50	.286	459-719	.638	—	1200-42.86	528	18.86	308	11.00	544	19.43	38	1.36	225	8.04	1841	65.75
1995-96	Opp	28	632-1661	.380	94-327	3.36	.287	355-548	.648	—	1084-38.71	614	21.93	314	11.21	553	19.75	108	3.86	195	6.96	1713	61.18
1996-97	Navy	28	652-1537	.424	61-251	2.18	.243	500-703	.711	—	1135-40.54	467	16.68	309	11.04	521	18.61	58	2.07	245	8.75	1865	66.61
1996-97	Opp	28	595-1539	.387	84-312	3.00	.269	304-477	.637	—	935-33.39	582	20.79	300	10.71	558	19.93	78	2.79	204	7.29	1578	56.36
1997-98	Navy	29	685-1611	.425	88-294	3.03	.299	560-783	.715	461-717	1178-40.62	510	17.59	400	13.79	598	20.62	42	1.45	322	11.10	2018	69.59
1997-98	Opp	29	623-1621	.384	95-325	3.28	.292	368-542	.679	376-581	957-33.00	609	21.00	362	12.48	599	20.66	69	2.38	272	9.38	1709	58.93
1998-99	Navy	28	622-1503	.414	124-387	4.43	.320	480-694	.692	365-731	1096-39.14	544	19.43	352	12.57	499	17.82	57	2.04	191	6.82	1848	66.00
1998-99	Opp	28	641-1618	.396	122-420	4.36	.290	356-587	.606	378-635	1013-36.18	595	21.25	388	13.86	458	16.36	67	2.39	253	9.04	1760	62.86
1999-00	Navy	28	556-1515	.367	106-399	3.79	.266	358-548	.653	336-723	1059-37.82	542	19.36	331	11.82	568	20.29	54	1.93	196	7.00	1576	56.29
1999-00	Opp	28	650-1604	.405	114-354	4.07	.322	370-585	.632	350-732	1082-38.64	527	18.82	431	15.39	461	16.46	83	2.96	273	9.75	1784	63.71
2000-01	Navy	28	613-1580	.388	176-472	6.29	.373	446-666	.670	379-673	1052-37.57	593	21.18	314	11.21	549	19.61	39	1.39	232	8.29	1848	66.00
2000-01	Opp	28	671-1578	.425	133-400	4.75	.333	477-694	.687	356-720	1076-38.43	562	20.07	379	13.54	528	18.86	52	1.86	220	7.86	1952	69.71
2001-02	Navy	28	632-1636	.386	157-472	5.61	.333	438-593	.739	391-669	1060-37.86	537	19.18	335	11.96	529	18.89	80	2.86	218	7.79	1859	66.39
2001-02	Opp	28	672-1608	.418	157-445	5.61	.353	390-584	.668	374-691	1065-38.04	539	19.25	433	15.46	544	19.43	70	2.50	270	9.64	1891	67.54
2002-03	Navy	28	662-1594	.415	138-430	4.93	.321	410-562	.730	366-666	1032-36.85	529	18.89	388	13.86	469	16.75	68	2.43	211	7.54	1872	66.86
2002-03	Opp	28	639-1586	.403	167-475	5.97	.352	381-554	.688	384-667	1051-37.54	515	18.39	423	15.11	504	18.00	54	1.93	211	7.54	1826	65.21
2003-04	Navy	30	682-1728	.395	158-483	5.27	.327	371-531	.699	360-710	1070-35.67	632	21.07	404	13.47	570	19.00	61	2.03	260	8.67	1893	63.10
2003-04	Opp	30	659-1608	.410	101-317	3.37	.319	511-724	.706	353-776	1129-37.63	529	17.63	387	12.90	574	19.13	67	2.23	258	8.60	1930	64.33
2004-05	Navy	29	610-1571	.388	160-469	5.52	.341	345-489	.706	366-722	1088-37.52	523	18.03	387	13.34	574	19.79	63	1.17	229	7.90	1725	59.48
2004-05	Opp	29	630-1617	.390	142-411	4.90	.345	378-537	.704	366-674	1040-35.86	442	15.24	417	14.38	497	17.14	81	2.79	292	10.10	1780	61.38
2005-06	Navy	28	659-1589	.415	177-479	6.32	.370	354-499	.709	292-795	1087-38.82	556	19.86	430	15.36	538	19.21	63	2.21	162	5.79	1849	66.04
2005-06	Opp	28	671-1699	.395	126-409	4.50	.308	431-633	.681	343-714	1057-37.75	497	17.75	400	14.29	422	15.07	51	1.82	270	9.64	1899	67.82
2006-07	Navy	29	575-1519	.379	119-391	4.10	.304	321-441	.728	337-749	1086-37.45	541	18.66	397	13.69	543	18.72	100	3.45	182	6.28	1590	54.83
2006-07	Opp	29	587-1577	.372	122-398	4.21	.307	403-590	.683	337-670	1007-34.72	445	15.34	345	11.90	416	14.35	84	2.90	246	8.48	1699	58.59
2007-08	Navy	30	561-1578	.356	120-437	4.00	.275	328-485	.676	374-750	1124-37.47	528	17.60	400	13.33	614	20.47	109	3.63	210	7.00	1570	52.33
2007-08	Opp	30	667-1705	.391	126-401	4.20	.314	378-565	.669	386-728	1114-37.13	472	15.73	411	13.70	458	15.27	128	4.27	295	9.83	1838	61.27
2008-09	Navy	31	629-1669	.377	191-580	6.16	.329	350-490	.714	391-770	1161-37.45	452	14.58	407	13.13	512	16.52	85	2.74	187	6.03	1799	58.03
2008-09	Opp	31	679-1783	.381	158-470	5.10	.336	289-441	.655	412-724	1136-36.65	483	15.58	374	12.06	439	14.16	98	3.16	252	8.13	1805	58.23
2009-10	Navy	31	638-1653	.386	238-718	7.68	.331	274-379	.723	345-747	1092-35.23	423	13.65	415	13.39	514	16.58	69	2.23	203	6.55	1788	57.68
2009-10	Opp	31	667-1746	.382	149-431	4.81	.346	274-417	.657	399-720	1119-36.10	410	13.23	366	11.81	464	14.97	91	2.94	260	8.39	1757	56.68
2010-11	Navy	32	665-1697	.392	240-702	7.50	.342	274-419	.654	394-813	1207-37.72	387	12.09	441	13.78	475	14.85	95	2.97	196	6.13	1844	57.63
2010-11	Opp	32	658-1762	.373	169-507	5.28	.333	232-351	.661	360-719	1079-33.72	427	13.34	394	12.31	413	12.91	85	2.66	235	7.34	1717	53.66
2011-12	Navy	32	665-1683	.395	209-614	6.53	.340	234-368	.636	359-838	1197-37.41	375	11.72	413	12.91	464	14.50	75	2.34	203	6.34	1773	55.41
2011-12	Opp	32	647-1811	.357	133-496	4.16	.268	253-352	.719	382-722	1104-34.50	391	12.22	359	11.22	390	12.19	68	2.13	243	7.59	1680	52.50
2012-13	Navy	33	705-1789	.394	243-746	7.36	.326	260-442	.588	398-829	1227-37.18	415	12.58	445	13.48	480	14.55	75	2.27	264	8.00	1913	57.97
2012-13	Opp	33	653-1784	.366	169-523	5.12	.323	240-368	.652	377-798	1175-35.61	452	13.70	354	10.73	513	15.55	95	2.88	241	7.30	1715	51.97
2013-14	Navy	32	785-1826	.430	288-789	9.00	.365	315-512	.615	400-891	1291-40.34	454	14.19	502	15.69	384	12.00	70	2.19	176	5.50	2173	67.91
2013-14	Opp	32	699-1868	.374	161-555	5.03	.290	328-473	.693	371-768	1139-35.59	460	17.50	386	12.06	370	11.56	82	2.56	165	5.16	1887	58.97
2014-15	Navy	31	629-1751	.359	227-720	7.32	.315	246-371	.663	408-738	1146-36.97	459	14.81	385	12.42	452</							

2021-22 NAVY WOMEN'S BASKETBALL

Year-by-Year Team Statistics (Division I Era)

Year	G	FGM-A	FG%	3FGM-A	3/G	3FG%	FTM-A	FT%	OR-DR	TR-AVG	PF	F/G	A	A/G	TO	T/G	B	B/G	S	S/G	Pts.	Avg.	
2020-21	Navy	12	264-684	.386	50-185	4.17	.270	129-178	.725	149-328	477-39.75	203	16.92	135	11.25	216	18.00	38	3.17	93	7.75	707	58.92
2020-21	Opp	12	259-698	.371	78-253	6.50	.308	132-181	.729	136-300	436-36.33	183	15.25	165	13.75	182	15.17	49	4.08	86	7.17	728	60.67

Year-by-Year Team Statistics – Patriot League Regular Season

Year	G	FGM-A	FG%	3FGM-A	3/G	3FG%	FTM-A	FT%	OR-DR	TR-AVE	PF	F/G	A	A/G	TO	T/G	B	B/G	S	S/G	Pts.	Ave.	
1991-92	Navy	14	319-918	.347	72-231	5.14	.316	141-252	.559	—	594-42.43	253	18.07	159	11.36	291	20.79	41	2.93	144	10.29	858	61.29
1991-92	Opp	14	385-861	.447	38-109	2.71	.348	184-276	.667	—	637-45.50	244	17.43	248	17.71	294	21.00	41	2.93	142	10.10	992	70.86
1992-93	Navy	14	318-880	.361	53-205	3.79	.258	145-243	.597	—	584-41.71	264	18.86	170	12.14	289	20.64	38	2.71	154	11.00	843	60.21
1992-93	Opp	14	345-841	.410	44-151	3.14	.291	185-279	.663	—	602-43.00	237	16.93	225	16.07	289	20.64	36	2.57	136	9.71	919	65.64
1993-94	Navy	14	374-911	.411	47-168	3.36	.279	171-261	.655	—	601-42.93	272	19.43	186	13.29	289	20.64	55	3.93	131	9.36	966	69.00
1993-94	Opp	14	379-910	.416	39-140	2.79	.278	226-319	.708	—	588-42.00	245	17.50	216	15.43	264	18.86	31	2.21	156	11.10	1023	73.07
1994-95	Navy	14	307-731	.419	27-105	.257	1.93	196-303	.647	—	528-37.71	222	15.86	160	11.43	258	18.43	19	1.36	163	11.64	837	59.79
1994-95	Opp	14	302-780	.387	56-190	4.00	.294	111-172	.645	—	489-34.93	267	19.07	156	11.14	292	20.86	41	2.93	119	8.50	771	55.07
1995-96	Navy	12	260-671	.387	34-103	2.83	.330	182-291	.625	—	491-40.92	214	17.83	111	9.25	234	19.50	16	1.33	104	8.67	728	60.67
1995-96	Opp	12	267-828	.319	31-101	2.58	.307	155-237	.654	—	453-37.75	261	21.75	135	11.25	238	19.83	37	3.08	77	6.42	720	60.00
1996-97	Navy	12	277-645	.429	23-99	1.92	.323	216-302	.715	168-302	470-39.17	191	15.92	127	10.58	235	19.58	17	1.42	115	9.58	793	66.08
1996-97	Opp	12	269-657	.409	42-129	3.50	.326	130-200	.650	135-252	387-32.25	255	21.25	128	10.67	221	18.42	38	3.17	95	7.92	710	59.17
1997-98	Navy	12	279-664	.420	34-99	2.83	.343	232-324	.716	—	484-40.33	197	16.42	149	12.42	242	20.17	19	1.58	131	10.92	824	68.67
1997-98	Opp	12	268-675	.397	38-130	3.17	.292	123-186	.661	—	383-31.92	254	21.17	154	12.83	247	20.58	26	2.17	94	7.83	697	58.08
1998-99	Navy	12	274-651	.421	63-190	5.25	.332	192-274	.701	154-308	462-38.50	229	19.08	159	13.25	208	17.33	30	2.50	87	7.25	803	66.92
1998-99	Opp	12	271-675	.401	50-173	4.17	.289	158-257	.615	151-266	417-34.75	232	19.33	179	14.92	192	16.00	29	2.42	110	9.17	750	62.50
1999-00	Navy	12	255-669	.381	58-199	4.83	.291	148-210	.705	149-335	484-40.33	222	18.50	157	13.08	231	19.25	13	1.08	76	6.33	716	59.67
1999-00	Opp	12	279-680	.410	45-146	3.75	.308	145-241	.602	121-25	421-35.08	211	17.58	184	15.33	168	14.00	33	2.75	122	10.20	748	62.33
2000-01	Navy	12	281-660	.426	94-221	7.83	.425	176-267	.659	138-288	426-35.50	250	20.92	151	12.58	222	18.50	18	1.50	95	7.92	832	69.33
2000-01	Opp	12	289-686	.421	56-158	4.67	.354	212-298	.711	150-295	445-37.08	221	18.33	166	13.83	212	17.67	20	1.67	83	6.92	846	70.50
2001-02	Navy	14	325-878	.370	77-260	5.50	.296	194-273	.711	210-335	545-38.93	265	18.93	177	12.64	252	18.00	45	3.21	119	8.50	921	65.79
2001-02	Opp	14	343-812	.422	76-222	5.43	.342	201-292	.688	181-374	555-39.64	252	18.00	234	16.71	272	19.43	38	2.71	131	9.36	963	68.79
2002-03	Navy	14	335-823	.407	64-224	4.57	.286	193-277	.697	182-329	511-36.50	273	19.50	195	13.93	246	17.57	33	2.36	119	8.50	927	66.21
2002-03	Opp	14	326-796	.410	77-213	5.50	.362	219-311	.704	194-360	554-39.57	257	18.36	218	15.57	275	19.64	27	1.93	114	8.14	948	67.71
2003-04	Navy	14	307-792	.388	79-225	5.64	.351	168-240	.700	168-345	513-36.64	305	21.79	186	13.29	277	19.79	30	2.14	125	8.93	861	61.50
2003-04	Opp	14	296-742	.399	46-141	3.29	.326	254-356	.713	155-358	513-36.64	243	17.36	175	12.50	254	18.14	25	1.79	133	9.50	892	63.71
2004-05	Navy	14	294-777	.378	83-248	5.93	.335	160-226	.708	181-326	507-36.21	226	16.14	182	13.00	255	18.21	27	1.93	115	8.21	831	59.36
2004-05	Opp	14	332-791	.420	69-195	4.93	.354	157-222	.707	175-342	517-36.93	210	15.00	215	15.36	231	16.50	40	2.86	142	10.1	890	63.57
2005-06	Navy	14	331-790	.419	91-251	6.50	.363	177-253	.700	148-373	521-37.21	278	19.86	206	14.71	258	18.43	34	2.43	78	5.57	930	66.43
2005-06	Opp	14	340-824	.413	71-199	5.07	.357	225-326	.690	160-349	509-36.36	248	17.71	209	14.93	205	14.64	21	1.50	136	9.71	976	69.71
2006-07	Navy	14	275-698	.394	69-184	4.93	.375	149-203	.734	139-370	509-36.36	243	17.36	205	14.64	263	18.79	51	3.64	85	6.07	768	54.86
2006-07	Opp	14	275-752	.366	68-212	4.86	.321	189-261	.724	151-316	467-33.36	210	15.00	164	11.71	195	13.93	31	2.21	110	7.86	807	57.64
2007-08	Navy	14	266-757	.351	62-225	4.43	.276	129-193	.668	183-321	504-36.00	247	17.64	189	13.50	258	18.43	49	3.50	102	7.29	723	51.64
2007-08	Opp	14	287-761	.377	54-163	3.86	.331	198-281	.705	190-349	539-38.50	198	14.14	167	11.93	214	15.29	63	4.50	124	8.86	826	59.00
2008-09	Navy	14	280-774	.362	91-267	6.50	.341	128-180	.711	178-343	521-37.21	193	13.79	180	12.86	205	14.64	36	2.57	84	6.00	779	55.64
2008-09	Opp	14	286-780	.367	76-229	5.43	.332	127-182	.698	174-341	515-36.79	194	13.86	167	11.93	192	13.71	51	3.64	113	8.07	775	55.36
2009-10	Navy	14	298-705	.423	110-291	7.86	.378	115-159	.723	141-340	481-34.36	156	11.14	206	14.71	227	16.21	30	2.14	84	6.00	821	58.64
2009-10	Opp	14	297-785	.378	64-196	4.57	.327	98-147	.667	168-285	453-32.36	177	12.64	174	12.43	186	13.29	44	3.14	124	8.86	756	54.00
2010-11	Navy	14	306-763	.401	110-329	7.86	.334	119-182	.654	181-349	530-37.86	169	12.07	194	13.86	175	12.50	40	2.86	80	5.71	841	60.07
2010-11	Opp	14	290-767	.378	79-223	5.64	.354	107-159	.673	160-305	465-33.21	185	13.21	183	13.07	166	11.86	39	2.79	88	6.29	766	54.71
2011-12	Navy	14	291-737	.395	89-262	6.36	.340	99-147	.673	150-363	513-36.64	166	11.86	179	12.79	191	13.64	24	1.71	87	6.21	770	55.00
2011-12	Opp	14	292-799	.365	53-214	3.79	.248	107-145	.738	169-318	487-34.79	164	11.71	161	11.50	163	11.64	34	2.43	93	6.64	744	53.14
2012-13	Navy	14	297-779	.381	100-330	7.14	.303	94-151	.623	179-367	546-39.00	167	11.93	193	13.79	192	13.71	39	2.79	113	8.07	788	56.29
2012-13	Opp	14	241-738	.327	66-217	4.71	.304	82-122	.672	152-491	491-35.07	174	12.43	144	10.29	216	15.43	48	3.43	98	7.00	630	45.00
2013-14	Navy	18	436-1005	.434	161-423	8.94	.381	189-309	.612	225-527	752-41.78												

2021-22 NAVY WOMEN'S BASKETBALL

Year-by-Year Team Statistics – Patriot League Regular Season

Year		G	FGM-A	FG%	3FGM-A	3/G	3FG%	FTM-A	FT%	OR-DR	TR-AVE	PF	F/G	A	A/G	TO	T/G	B	B/G	S	S/G	Pts.	Ave.
2016-17	Navy	18	446-1121	.398	140-411	7.78	.398	133-220	.605	232-463	695-38.61	247	13.72	272	15.11	238	13.22	50	2.78	182	10.11	1165	64.72
2016-17	Opp	18	376-1016	.370	103-311	5.72	.331	160-222	.721	198-486	684-38.00	269	14.94	235	13.06	306	17.00	53	2.94	119	6.61	1015	56.39
2017-18	Navy	18	409-1073	.381	119-399	6.61	.298	126-183	.689	195-468	663-36.83	255	14.17	263	14.61	265	14.72	69	3.83	183	10.17	1063	59.06
2017-18	Opp	18	337-998	.338	79-278	4.39	.284	163-234	.697	218-490	708-39.33	246	13.67	179	9.94	340	18.89	55	3.06	142	7.89	916	50.89
2018-19	Navy	18	346-1044	.331	85-352	4.72	.241	128-199	.643	232-410	642-35.67	293	16.28	188	10.44	298	16.56	41	2.28	172	9.56	905	50.28
2018-19	Opp	18	392-952	.412	102-286	5.67	.357	164-248	.661	189-491	680-37.78	245	13.61	248	13.78	327	18.17	51	2.83	143	7.94	1050	58.33
2019-20	Navy	18	339-988	.343	107-382	5.94	.280	109-165	.661	176-400	576-32.00	272	15.11	200	11.11	275	15.28	33	1.83	149	8.28	894	49.67
2019-20	Opp	18	403-934	.431	108-934	6.00	.354	191-285	.670	170-496	666-37.00	208	11.56	225	12.50	277	15.39	49	2.72	119	6.61	1105	61.39
2020-21	Navy	8	182-475	.383	36-144	4.50	.250	76-109	.697	100-218	318-39.75	138	17.25	92	11.50	123	15.38	24	3.00	64	8.00	476	59.50
2020-21	Opp	8	169-453	.373	43-147	5.38	.293	83-113	.735	82-210	292-36.50	115	14.38	102	12.75	123	15.38	32	4.00	53	6.63	464	58.00

2021-22 NAVY WOMEN'S BASKETBALL

Year-by-Year Statistical Leaders

Points — All Games

1977-78	315	Kathy Walsh (So.)
1978-79	414	Colleen Cassidy (Fr.)
1979-80	485	Colleen Cassidy (So.)
1980-81	426	Colleen Cassidy (Sr.)
1981-82	492	Colleen Cassidy (Sr.)
1982-83	327	Angela Smith (Sr.)
1983-84	351	Emily Harman (Sr.)
1984-85	331	Christi Simpson (Sr.)
1985-86	264	Christi Simpson (Sr.)
1986-87	355	Patty LiPoma (Sr.)
1987-88	402	Patty LiPoma (Sr.)
1988-89	470	Connie James (Sr.)
1989-90	467	Connie James (Sr.)
1990-91	520	Angela Dobbs (Sr.)
1991-92	449	Angela Dobbs (Sr.)
1992-93	343	Yolanda Ray (Sr.)
1993-94	402	Jenna Hausvik (Sr.)
1994-95	459	Adria Schneck (So.)
1995-96	389	Adria Schneck (Sr.)
1996-97	493	Adria Schneck (Sr.)
1997-98	402	Laurie Coffey (Sr.)
1998-99	470	Erica Hayes (Sr.)
1999-00	451	Erica Hayes (Sr.)
2000-01	324	Courtney Davidson (Fr.)
2001-02	478	Courtney Davidson (So.)
2002-03	530	Courtney Davidson (Sr.)
2003-04	525	Courtney Davidson (Sr.)
2004-05	379	Nikki Curtis (Sr.)
2005-06	338	Ashley Pelzek (Sr.)
2006-07	390	Carly Meyer (Sr.)
2007-08	398	Cassie Consedine (Fr.)
2008-09	325	Cassie Consedine (So.)
2009-10	345	Angela Myers (Sr.)
2010-11	387	Angela Myers (Sr.)
2011-12	356	Jade Geif (So.)
2012-13	429	Jade Geif (Sr.)
2013-14	424	Kara Pollinger (Sr.)
2014-15	247	Sarita Condie (So.)
2015-16	310	Sarita Condie (Sr.)
2016-17	482	Sarita Condie (Sr.)
2017-18	487	Taylor Dunham (Sr.)
2018-19	379	Jennifer Coleman (Fr.)
2019-20	314	Mary Kate Ulasewicz (Sr.)
2020-21	154	Jennifer Coleman (Jr.)

Points — P.L. Games

1991-92	200	Angela Dobbs (Sr.)
1992-93	176	Yolanda Ray (Sr.)
1993-94	222	Yolanda Ray (Sr.)
1994-95	228	Adria Schneck (So.)
1995-96	187	Joanne Groth (So.)
1996-97	198	Adria Schneck (Sr.)
1997-98	189	Laurie Coffey (Sr.)
1998-99	203	Erica Hayes (Sr.)
1999-00	187	Hilary Goodrich (So.)
2000-01	167	Courtney Davidson (Fr.)
2001-02	213	Courtney Davidson (So.)
2002-03	272	Courtney Davidson (Sr.)
2003-04	221	Courtney Davidson (Sr.)
2004-05	208	Nikki Curtis (Sr.)
2005-06	163	Lauren Skrel (Sr.)
2006-07	213	Carly Meyer (Sr.)
2007-08	200	Cassie Consedine (Fr.)
2008-09	141	Angela Myers (So.)
2009-10	169	Angela Myers (Sr.)
2010-11	164	Angela Myers (Sr.)
2011-12	147	Jade Geif (So.)
2012-13	187	Jade Geif (Sr.)
2013-14	254	Kara Pollinger (Sr.)
2014-15	153	Sarita Condie (So.)

2015-16	167	Sarita Condie (Sr.)
2016-17	251	Sarita Condie (Sr.)
2017-18	254	Taylor Dunham (Sr.)
2018-19	242	Jennifer Coleman (Fr.)
2019-20	223	Mary Kate Ulasewicz (Sr.)
2020-21	129	Jennifer Coleman (Jr.)

Scoring Average — All Games

1977-78	15.8	Kathy Walsh (So.)
1978-79	17.3	Colleen Cassidy (Fr.)
1979-80	20.2	Colleen Cassidy (So.)
1980-81	17.0	Colleen Cassidy (Sr.)
1981-82	18.9	Colleen Cassidy (Sr.)
1982-83	12.1	Angela Smith (Sr.)
1983-84	15.3	Emily Harman (Sr.)
1984-85	12.3	Christi Simpson (Sr.)
1985-86	10.6	Christi Simpson (Sr.)
1986-87	13.6	Patty LiPoma (Sr.)
1987-88	16.1	Patty LiPoma (Sr.)
1988-89	18.1	Connie James (Sr.)
1989-90	19.5	Connie James (Sr.)
1990-91	21.7	Angela Dobbs (Sr.)
1991-92	16.6	Angela Dobbs (Sr.)
1992-93	13.2	Yolanda Ray (Sr.)
1993-94	14.4	Jenna Hausvik (Sr.)
1994-95	16.4	Adria Schneck (So.)
1995-96	20.5	Adria Schneck (Sr.)
1996-97	17.6	Adria Schneck (Sr.)
1997-98	13.9	Laurie Coffey (Sr.)
1998-99	16.8	Erica Hayes (Sr.)
1999-00	12.1	Erica Hayes (Sr.)
2000-01	11.6	Courtney Davidson (Fr.)
2001-02	17.7	Courtney Davidson (So.)
2002-03	18.9	Courtney Davidson (Sr.)
2003-04	17.5	Courtney Davidson (Sr.)
2004-05	13.1	Nikki Curtis (Sr.)
2005-06	12.1	Ashley Pelzek (Sr.)
2006-07	15.0	Carly Meyer (Sr.)
2007-08	13.7	Cassie Consedine (Fr.)
2008-09	11.2	Cassie Consedine (So.)
2009-10	11.1	Angela Myers (Sr.)
2010-11	12.1	Angela Myers (Sr.)
2011-12	11.1	Jade Geif (So.)
2012-13	13.0	Jade Geif (Sr.)
2013-14	13.3	Kara Pollinger (Sr.)
2014-15	8.8	Taylor Dunham (Fr.)
2015-16	10.7	Sarita Condie (Sr.)
2016-17	14.2	Sarita Condie (Sr.)
2017-18	14.8	Taylor Dunham (Sr.)
2018-19	13.1	Jennifer Coleman (Fr.)
2019-20	10.5	Mary Kate Ulasewicz (Sr.)
2020-21	17.1	Jennifer Coleman (Jr.)

Scoring Average — P.L. Games

1991-92	14.3	Angela Dobbs (Sr.)
1992-93	12.6	Yolanda Ray (Sr.)
1993-94	15.8	Yolanda Ray (Sr.)
1994-95	16.3	Adria Schneck (So.)
1995-96	15.6	Joanne Groth (So.)
1996-97	16.5	Becky Dowling (Sr.)
1997-98	15.8	Laurie Coffey (Sr.)
1998-99	16.9	Erica Hayes (Sr.)
1999-00	16.9	Erica Hayes (Sr.)
2000-01	13.9	Courtney Davidson (Fr.)
2001-02	15.2	Courtney Davidson (So.)
2002-03	19.4	Courtney Davidson (Sr.)
2003-04	15.8	Courtney Davidson (Sr.)
2004-05	14.9	Nikki Curtis (Sr.)
2005-06	11.6	Lauren Skrel (Sr.)
2006-07	15.2	Carly Meyer (Sr.)

2007-08	14.3	Cassie Consedine (Fr.)
2008-09	10.1	Angela Myers (So.)
2009-10	12.1	Angela Myers (Sr.)
2010-11	11.7	Angela Myers (Sr.)
2011-12	10.5	Jade Geif (So.)
2012-13	13.4	Jade Geif (Sr.)
2013-14	14.1	Kara Pollinger (Sr.)
2014-15	8.8	Taylor Dunham (Fr.)
2015-16	9.8	Sarita Condie (Sr.)
2016-17	13.9	Sarita Condie (Sr.)
2017-18	14.1	Taylor Dunham (Sr.)
2018-19	13.4	Jennifer Coleman (Fr.)
2019-20	12.4	Mary Kate Ulasewicz (Sr.)
2020-21	16.1	Jennifer Coleman (Jr.)

Field Goals Made — All Games

1977-78	136	Kathy Walsh (So.)
1978-79	160	Bernie Boska (So.)
1979-80	182	Colleen Cassidy (So.)
1980-81	168	Colleen Cassidy (Sr.)
1981-82	186	Colleen Cassidy (Sr.)
1982-83	140	Nancy Schiavetta (Sr.)
1983-84	137	Emily Harman (Sr.)
1984-85	131	Lori Reynolds (Sr.)
1985-86	110	Christi Simpson (Sr.)
		Lori Reynolds (Sr.)
1986-87	154	Patty LiPoma (Sr.)
1987-88	163	Connie James (So.)
1988-89	204	Connie James (Sr.)
1989-90	203	Connie James (Sr.)
1990-91	199	Angela Dobbs (Sr.)
1991-92	164	Angela Dobbs (Sr.)
1992-93	116	Yolanda Ray (Sr.)
1993-94	168	Jenna Hausvik (Sr.)
1994-95	169	Adria Schneck (So.)
1995-96	139	Adria Schneck (Sr.)
1996-97	168	Adria Schneck (Sr.)
1997-98	156	Laurie Coffey (Sr.)
1998-99	167	Erica Hayes (Sr.)
1999-00	150	Erica Hayes (Sr.)
2000-01	104	Courtney Davidson (Fr.)
2001-02	146	Courtney Davidson (So.)
2002-03	170	Courtney Davidson (Sr.)
2003-04	175	Courtney Davidson (Sr.)
2004-05	145	Nikki Curtis (Sr.)
2005-06	118	Ashley Pelzek (Sr.)
2006-07	135	Carly Meyer (Sr.)
2007-08	150	Cassie Consedine (Fr.)
2008-09	112	Cassie Consedine (So.)
2009-10	129	Cassie Consedine (Sr.)
2010-11	134	Cassie Consedine (Sr.)
2011-12	145	Jade Geif (So.)
2012-13	168	Jade Geif (Sr.)
2013-14	165	Jade Geif (Sr.)
2014-15	81	Chloe Stapleton (Sr.)
2015-16	108	Sarita Condie (Sr.)
2016-17	171	Sarita Condie (Sr.)
2017-18	166	Taylor Dunham (Sr.)
2018-19	154	Jennifer Coleman (Fr.)
2019-20	115	Mary Kate Ulasewicz (Sr.)
2020-21	62	Jennifer Coleman (Jr.)

Field Goals Made — P.L. Games

1991-92	74	Angela Dobbs (Sr.)
1992-93	60	Yolanda Ray (Sr.)
		Kim Cowling (Sr.)
1993-94	80	Jenna Hausvik (Sr.)
1994-95	85	Adria Schneck (So.)
		Becky Dowling (Fr.)
1995-96	65	Joanne Groth (So.)

1996-97	71	Adria Schneck (Sr.)
		Becky Dowling (Sr.)
1997-98	69	Laurie Coffey (Sr.)
1998-99	67	Erica Hayes (Sr.)
1999-00	66	Hilary Goodrich (So.)
2000-01	55	Courtney Davidson (Fr.)
2001-02	71	Courtney Davidson (So.)
2002-03	89	Courtney Davidson (Sr.)
2003-04	72	Courtney Davidson (Sr.)
2004-05	79	Nikki Curtis (Sr.)
2005-06	56	Carly Meyer (Sr.)
2006-07	74	Carly Meyer (Sr.)
2007-08	76	Cassie Consedine (Fr.)
2008-09	50	Angela Myers (So.)
2009-10	58	Angela Myers (Sr.)
2010-11	61	Cassie Consedine (Sr.)
		Jade Geif (Fr.)
2011-12	62	Jade Geif (So.)
2012-13	77	Jade Geif (Sr.)
2013-14	95	Jade Geif (Sr.)
2014-15	53	Sarita Condie (So.)
2015-16	65	Peri Curtis (Sr.)
2016-17	87	Sarita Condie (Sr.)
2017-18	86	Taylor Dunham (Sr.)
2018-19	99	Jennifer Coleman (Fr.)
2019-20	81	Mary Kate Ulasewicz (Sr.)
2020-21	51	Jennifer Coleman (Jr.)

Field Goal Percentage — All Games

1977-78	.486	Cathy Rayhill (So.)
1978-79	.518	Lynne Coe (Fr.)
1979-80	.499	Colleen Cassidy (So.)
1980-81	.534	Angela Smith (So.)
1981-82	.511	Colleen Cassidy (Sr.)
1982-83	.531	Angela Smith (Sr.)
1983-84	.385	Lori Reynolds (So.)
1984-85	.487	Shelley Laurilla (So.)
1985-86	.485	Lori Reynolds (Sr.)
1986-87	.584	Connie James (Fr.)
1987-88	.586	Connie James (So.)
1988-89	.581	Connie James (Sr.)
1989-90	.566	Connie James (Sr.)
1990-91	.415	Kim Drayton (So.)
1991-92	.376	Angela Dobbs (Sr.)
1992-93	.512	Jenna Hausvik (Sr.)
1993-94	.549	Jenna Hausvik (Sr.)
1994-95	.525	Adria Schneck (So.)
1995-96	.547	Adria Schneck (Sr.)
1996-97	.490	Adria Schneck (Sr.)
1997-98	.546	Erica Hayes (So.)
1998-99	.542	Erica Hayes (Sr.)
1999-00	.449	Erica Hayes (Sr.)
2000-01	.446	Courtney Davidson (Fr.)
2001-02	.502	Bryanna Herring (So.)
2002-03	.477	Bryanna Herring (Sr.)
2003-04	.525	Kate Hobbs (Fr.)
2004-05	.471	Nikki Curtis (Sr.)
2005-06	.489	Betsy Burnett (Sr.)
2006-07	.457	Kate Hobbs (Sr.)
2007-08	.418	Angela Myers (Fr.)
2008-09	.377	Angela Myers (So.)
2009-10	.442	Angela Myers (Sr.)
2010-11	.485	Jade Geif (Fr.)
2011-12	.512	Jade Geif (So.)
2012-13	.532	Jade Geif (Sr.)
2013-14	.537	Jade Geif (Sr.)
2014-15	.448	Sarah Reilly (Fr.)
2015-16	.416	Peri Curtis (Sr.)
2016-17	.503	Laurel Jaunich (Fr.)
2017-18	.486	Sophie Gatzounas (Fr.)
2018-19	.455	Sophie Gatzounas (So.)

2021-22 NAVY WOMEN'S BASKETBALL

2019-20	.455	Sophie Gatzounas (Jr.)
2020-21	.462	Sophie Gatzounas (Sr.)

Field Goal Percentage — P.L. Games

1991-92	.466	Jenna Hausvik (So.)
1992-93	.469	Jenna Hausvik (Jr.)
1993-94	.523	Jenna Hausvik (Sr.)
1994-95	.527	Adria Schneck (So.)
1995-96	.403	Becky Dowling (So.)
1996-97	.490	Becky Dowling (Jr.)
1997-98	.510	Erica Hayes (So.)
1998-99	.519	Erica Hayes (Jr.)
1999-00	.445	Erica Hayes (Sr.)
2000-01	.478	Jennifer Bombinski (Sr.)
2001-02	.486	Bryanna Herring (So.)
2002-03	.475	Adrienne Roseti (Jr.)
2003-04	.405	Adrienne Roseti (Sr.)
2004-05	.500	Nikki Curtis (Sr.)
2005-06	.510	Kate Hobbs (Sr.)
2006-07	.447	Betsy Burnett (Sr.)
2007-08	.435	Emily Cordle (Fr.)
2008-09	.463	Angela Myers (So.)
2009-10	.492	Angela Myers (Jr.)
2010-11	.535	Jade Geif (Fr.)
2011-12	.504	Jade Geif (So.)
2012-13	.535	Jade Geif (Jr.)
2013-14	.537	Jade Geif (Sr.)
2014-15	.387	Sarita Condie (So.)
2015-16	.428	Peri Curtis (Sr.)
2016-17	.527	Laurel Jaunich (Fr.)
2017-18	.467	Laurel Jaunich (So.)
2018-19	.453	Laurel Jaunich (Jr.)
2019-20	.442	Laurel Jaunich (Sr.)
2020-21	.421	Jennifer Coleman (Jr.)

Three-Point FG Made — All Games

1987-88	75	Patty LiPoma (Sr.)
1988-89	21	Angela Dobbs (Fr.)
1989-90	53	Angela Dobbs (So.)
1990-91	83	Angela Dobbs (Jr.)
1991-92	59	Angela Dobbs (Sr.)
1992-93	50	Yolanda Ray (Jr.)
1993-94	44	Yolanda Ray (Sr.)
1994-95	34	Kate Wells (Jr.)
1995-96	28	Tina Dalmau (So.)
1996-97	28	Tina Dalmau (Jr.)
1997-98	29	Felicia Harris (Fr.)
1998-99	33	Mandy Stephan (So.)
1999-00	49	Hilary Goodrich (So.)
2000-01	48	Maile Shimoda (Fr.)
2001-02	64	Courtney Davidson (So.)
2002-03	58	Courtney Davidson (Jr.)
2003-04	76	Courtney Davidson (Sr.)
2004-05	56	Abi Campbell (Sr.)
2005-06	75	Ashley Pelzek (Sr.)
2006-07	54	Carly Meyer (Sr.)
2007-08	26	Cassie Consedine (Fr.)
2008-09	53	Whitney Davidson (Sr.)
2009-10	62	Kristin Bowen (Sr.)
2010-11	70	Cassie Consedine (Sr.)
2011-12	57	Audrey Bauer (So.)
2012-13	69	Audrey Bauer (Jr.)
2013-14	87	Kara Pollinger (Sr.)
2014-15	60	Chloe Stapleton (Sr.)
2015-16	51	Sarita Condie (Jr.)
2016-17	85	Sarita Condie (Sr.)
2017-18	98	Taylor Dunham (Sr.)
2018-19	47	Kolbi Green (Fr.)
2019-20	42	Mary Kate Ulasewicz (Sr.)
2020-21	12	Kolbi Green (Jr.)

Three-Point FG Made — P.L. Games

1991-92	28	Angela Dobbs (Jr.)
1992-93	27	Yolanda Ray (Jr.)
1993-94	22	Yolanda Ray (Sr.)
1994-95	15	Kate Wells (Jr.)
1995-96	14	Tina Dalmau (So.)
1996-97	11	Tina Dalmau (Jr.)
1997-98	16	Felicia Harris (Fr.)
1998-99	17	Vanessa Melofchik (Sr.)
1999-00	25	Hilary Goodrich (So.)
2000-01	27	Maile Shimoda (Fr.)
2001-02	27	Courtney Davidson (So.)
2002-03	33	Courtney Davidson (Jr.)
2003-04	37	Courtney Davidson (Sr.)
2004-05	35	Abi Campbell (Sr.)
2005-06	35	Ashley Pelzek (Sr.)
2006-07	36	Carly Meyer (Sr.)
2007-08	16	Cassie Consedine (Fr.)
2008-09	26	Whitney Davidson (Sr.)
2009-10	34	Kristin Bowen (Sr.)
2010-11	30	Cassie Consedine (Sr.)
2011-12	26	Audrey Bauer (So.)
2012-13	32	Chloe Stapleton (So.)
2013-14	52	Kara Pollinger (Sr.)
2014-15	35	Chloe Stapleton (Sr.)
2015-16	31	Sarita Condie (Jr.)
2016-17	43	Sarita Condie (Sr.)
2017-18	86	Taylor Dunham (Sr.)
2018-19	32	Kolbi Green (Fr.)
2019-20	33	Mary Kate Ulasewicz (Sr.)
2020-21	11	Kolbi Green (Jr.)

Three-Point FG Pct. — All Games

(min. 20 made)		
1987-88	.455	Patty LiPoma (Sr.)
1988-89	.404	Angela Dobbs (Fr.)
1989-90	.393	Angela Dobbs (So.)
1990-91	.388	Angela Dobbs (Jr.)
1991-92	.378	Heather Brand (Jr.)
1992-93	.319	Yolanda Ray (Jr.)
1993-94	.299	Yolanda Ray (Sr.)
1994-95	.283	Kate Wells (Jr.)
1995-96	.418	Tina Dalmau (So.)
1996-97	.301	Tina Dalmau (Jr.)
1997-98	.337	Felicia Harris (Fr.)
1998-99	.442	Vanessa Melofchik (Sr.)
1999-00	.320	Hilary Goodrich (So.)
2000-01	.414	Maile Shimoda (Fr.)
2001-02	.405	Courtney Davidson (So.)
2002-03	.392	Courtney Davidson (Jr.)
2003-04	.368	Abi Campbell (Jr.)
2004-05	.441	Lauren Skrel (Jr.)
2005-06	.374	Lauren Skrel (Sr.)
2006-07	.409	Margaret Knap (Sr.)
2007-08	.339	Emily Cordle (Jr.)
2008-09	.384	Whitney Davidson (Sr.)
2009-10	.411	Kristin Bowen (Sr.)
2010-11	.416	Erin Edwards (Jr.)
2011-12	.402	Erin Edwards (Sr.)
2012-13	.361	Audrey Bauer (Jr.)
2013-14	.437	Kara Pollinger (Sr.)
2014-15	.391	Sarah Reilly (Jr.)
2015-16	.367	Sarita Condie (Fr.)
2016-17	.470	Sarita Condie (Sr.)
2017-18	.368	Taylor Dunham (Sr.)
2018-19	.321	Jennifer Coleman (Fr.)
2019-20	.347	Mary Kate Ulasewicz (Sr.)
2020-21	--	No Players w/20 3PTM
(8-24)	.333	Sophie Gatzounas (Sr.)

Three-Point FG Pct. — P.L. Games

(min. 1 made/game)		
1991-92	.375	Heather Brand (Jr.)
1992-93	.287	Yolanda Ray (Jr.)
1993-94	.318	Yolanda Ray (Sr.)
1994-95	.306	Kate Wells (Jr.)
1995-96	.400	Tina Dalmau (So.)
1996-97	.282	Tina Dalmau (Jr.)
1997-98	.457	Felicia Harris (Fr.)
1998-99	.515	Vanessa Melofchik (Sr.)
1999-00	.329	Hilary Goodrich (So.)
2000-01	.488	Jennifer Bombinski (Sr.)
2001-02	.319	Maile Shimoda (So.)
2002-03	.407	Courtney Davidson (Jr.)
2003-04	.426	Abi Campbell (Jr.)
2004-05	.436	Lauren Skrel (Jr.)
2005-06	.418	Lauren Skrel (Sr.)
2006-07	.406	Margaret Knap (Sr.)
2007-08	.375	Emily Cordle (Jr.)
2008-09	.388	Whitney Davidson (Sr.)
2009-10	.507	Kristin Bowen (Sr.)
2010-11	.418	Erin Edwards (Jr.)
2011-12	.396	Erin Edwards (Sr.)
2012-13	.360	Chloe Stapleton (Jr.)
2013-14	.495	Kara Pollinger (Sr.)
2014-15	.380	Sarita Condie (So.)
2015-16	.413	Sarita Condie (Jr.)
2016-17	.422	Sarita Condie (Sr.)
2017-18	.378	Taylor Dunham (Sr.)
2018-19	.389	Jennifer Coleman (Fr.)
2019-20	.375	Mary Kate Ulasewicz (Sr.)
2020-21	.297	Kolbi Green (Jr.)

Free Throws Made — All Games

1977-78	68	Cathy Rayhill (So.)
1978-79	106	Colleen Cassidy (Fr.)
1979-80	121	Colleen Cassidy (So.)
1980-81	90	Colleen Cassidy (Jr.)
1981-82	120	Colleen Cassidy (Sr.)
1982-83	73	Yolanda Williams (Sr.)
1983-84	77	Emily Harman (Jr.)
1984-85	95	Christi Simpson (Jr.)
1985-86	60	Monica Holland (Fr.)
1986-87	79	Monica Holland (So.)
1987-88	63	Connie James (So.)
1988-89	99	Monica Holland (Sr.)
1989-90	60	Connie James (Sr.)
1990-91	91	Kim Drayton (So.)
1991-92	62	Angela Dobbs (Sr.)
1992-93	72	Kim Drayton (Sr.)
1993-94	67	Adria Schneck (Fr.)
1994-95	116	Adria Schneck (So.)
1995-96	110	Adria Schneck (Jr.)
1996-97	156	Adria Schneck (Sr.)
1997-98	128	Erica Hayes (So.)
1998-99	135	Erica Hayes (Jr.)
1999-00	148	Erica Hayes (Sr.)
2000-01	77	Jennifer Bombinski (Sr.)
2001-02	122	Courtney Davidson (So.)
2002-03	132	Courtney Davidson (Jr.)
2003-04	99	Courtney Davidson (Sr.)
2004-05	89	Nikki Curtis (Sr.)
2005-06	84	Lauren Skrel (Sr.)
2006-07	76	Kate Hobbs (Sr.)
2007-08	72	Cassie Consedine (Fr.)
2008-09	71	Cassie Consedine (So.)
2009-10	92	Angela Myers (Jr.)
2010-11	87	Angela Myers (Sr.)
2011-12	66	Jade Geif (So.)
2012-13	93	Jade Geif (Jr.)
2013-14	79	Jade Geif (Sr.)
2014-15	50	Taylor Dunham (Fr.)
2015-16	48	Ashanti Kennedy (Jr.)

2016-17	55	Sarita Condie (Sr.)
2017-18	57	Taylor Dunham (Sr.)
2018-19	50	Bianca Roach (Sr.)
2019-20	42	Mary Kate Ulasewicz (Sr.)
2020-21	39	Kolbi Green (Jr.)

Free Throws Made — P.L. Games

1991-92	34	Kim Drayton (Jr.)
1992-93	29	Yolanda Ray (Jr.)
1993-94	44	Jenna Hausvik (Sr.)
1994-95	56	Adria Schneck (So.)
1995-96	55	Joanne Groth (So.)
1996-97	56	Adria Schneck (Sr.)
1997-98	54	Erica Hayes (So.)
1998-99	69	Erica Hayes (Jr.)
1999-00	62	Erica Hayes (Sr.)
2000-01	31	Courtney Davidson (Fr.)
2001-02	52	Bryanna Herring (So.)
2002-03	61	Courtney Davidson (Jr.)
2003-04	40	Courtney Davidson (Sr.)
2004-05	50	Nikki Curtis (Sr.)
2005-06	46	Lauren Skrel (Sr.)
		Kate Hobbs (Jr.)
2006-07	35	Kate Hobbs (Sr.)
2007-08	32	Cassie Consedine (Fr.)
2008-09	28	Kalen Kropa (Sr.)
2009-10	43	Angela Myers (Jr.)
2010-11	37	Jade Geif (Fr.)
2011-12	25	Alix Membreno (So.)
2012-13	33	Jade Geif (Jr.)
2013-14	54	Alix Membreno (Sr.)
2014-15	28	Marina Muenster (Fr.)
2015-16	28	Sarita Condie (Jr.)
2016-17	34	Sarita Condie (Sr.)
2017-18	28	Taylor Dunham (Sr.)
2018-19	28	Bianca Roach (Sr.)
2019-20	28	Mary Kate Ulasewicz (Sr.)
2020-21	23	Kolbi Green (Jr.)

Free Throw Percentage — All Games

(min. 50 made)		
1977-78	.759	Bernie Boska (Fr.)
1978-79	.739	Bernie Boska (So.)
1979-80	.823	Colleen Cassidy (So.)
1980-81	.709	Colleen Cassidy (Jr.)
1981-82	.745	Colleen Cassidy (Sr.)
1982-83	.679	Becky Lewis (Jr.)
1983-84	.733	Emily Harman (Jr.)
1984-85	.805	Christi Simpson (Jr.)
1985-86	.682	Monica Holland (Fr.)
1986-87	.738	Monica Holland (So.)
1987-88	.741	Connie James (So.)
1988-89	.773	Monica Holland (Sr.)
1989-90	.741	Connie James (Sr.)
1990-91	.645	Kim Drayton (So.)
1991-92	.656	Kim Drayton (Jr.)
1992-93	.670	Yolanda Ray (Jr.)
1993-94	.841	Kim Jackson (Sr.)
1994-95	.783	Kate Wells (Jr.)
1995-96	.677	Joanne Groth (So.)
1996-97	.770	Becky Dowling (Jr.)
1997-98	.815	Erica Hayes (So.)
1998-99	.804	Erica Hayes (Jr.)
1999-00	.736	Erica Hayes (Sr.)
		Hilary Goodrich (So.)
2000-01	.767	Courtney Davidson (Fr.)
2001-02	.897	Courtney Davidson (So.)
2002-03	.830	Courtney Davidson (Jr.)
2003-04	.811	Courtney Davidson (Sr.)
2004-05	.750	Carly Meyer (So.)
2005-06	.832	Lauren Skrel (Sr.)
2006-07	.867	Margaret Knap (Sr.)

2021-22 NAVY WOMEN'S BASKETBALL

2007-08	.728	K.C. Gordon (So.)
2008-09	.830	Angela Myers (So.)
2009-10	.821	Angela Myers (Sr.)
2010-11	.784	Angela Myers (Sr.)
2011-12	.641	Alix Membreno (So.)
2012-13	.685	Kara Pollinger (Sr.)
2013-14	.661	Alix Membreno (Sr.)
2014-15	.726	Sarita Condie (So.)
2015-16	.814	Ashanti Kennedy (Sr.)
2016-17	.821	Sarita Condie (Sr.)
2017-18	.648	Taylor Dunham (Sr.)
2018-19	.694	Bianca Roach (Sr.)
2019-20	--	No Players w/50 FTM
	.840 (42-50)	Mary Kate Ulasewicz (Sr.)
2020-21	--	No Players w/50 FTM
	.775 (31-40)	Sophie Gatzounas (Sr.)

Free Throw Percentage — P.L. Games (min. 2.5 made/game)

1991-92	.596	Kim Drayton (Sr.)
1992-93	.644	Yolanda Ray (Sr.)
1993-94	.677	Jenna Hausvik (Sr.)
1994-95	.800	Kate Wells (Sr.)
1995-96	.611	Joanne Groth (So.)
1996-97	.818	Joanne Groth (Sr.)
1997-98	.806	Erica Hayes (So.)
1998-99	.852	Erica Hayes (Sr.)
1999-00	.833	Hilary Goodrich (So.)
2000-01	.756	Courtney Davidson (Fr.)
2001-02	.863	Courtney Davidson (So.)
2002-03	.763	Courtney Davidson (Sr.)
2003-04	.795	Kate Maslowski (Sr.)
2004-05	.800	Lauren Skrel (Sr.)
2005-06	.885	Lauren Skrel (Sr.)
2006-07	.906	Carly Meyer (Sr.)
2007-08	.681	Cassie Consedine (Fr.)
2008-09	.718	Kalen Kropa (Sr.)
2009-10	.827	Angela Myers (Sr.)
2010-11	.816	Angela Myers (Sr.)
2011-12	.676	Alix Membreno (So.)
2012-13	.758	Alix Membreno (Sr.)
2013-14	.651	Alix Membreno (Sr.)
2014-15	.734	Taylor Dunham (Fr.)
2015-16	.737	Sarita Condie (Sr.)
2016-17	.810	Sarita Condie (Sr.)
2017-18	.718	Taylor Dunham (Sr.)
2018-19	.718	Bianca Roach (Sr.) /1.5FTM
2019-20	.903	Mary Kate Ulasewicz (Sr.) /1.6
2020-21	.719	Kolbi Green (Sr.)

Rebounds — All Games

1977-78	229	Kathy Walsh (So.)
1978-79	225	Cathy Rayhill (Sr.)
1979-80	181	Bernie Boska (Sr.)
1980-81	167	Lynne Coe (Sr.)
1981-82	213	Angela Smith (Sr.)
1982-83	286	Angela Smith (Sr.)
1983-84	229	Emily Harman (Sr.)
1984-85	185	Lori Reynolds (Sr.)
1985-86	164	Monica Holland (Sr.)
1986-87	201	Connie James (Fr.)
1987-88	211	Connie James (So.)
1988-89	241	Connie James (Sr.)
1989-90	238	Connie James (Sr.)
1990-91	159	Kim Cowling (Fr.)
1991-92	185	Jenna Hausvik (So.)
1992-93	191	Jenna Hausvik (Sr.)
1993-94	223	Jenna Hausvik (Sr.)
1994-95	253	Becky Dowling (Fr.)
1995-96	192	Joanne Groth (So.)
1996-97	249	Becky Dowling (Sr.)
1997-98	258	Becky Dowling (Sr.)

1998-99	227	Laurie Coffey (Sr.)
1999-00	203	Erica Hayes (So.)
2000-01	216	Adrienne Roseti (Fr.)
2001-02	186	Bryanna Herring (So.)
2002-03	222	Adrienne Roseti (Sr.)
2003-04	221	Adrienne Roseti (Sr.)
2004-05	203	Nikki Curtis (Sr.)
2005-06	153	Carly Meyer (Sr.)
2006-07	196	Kate Hobbs (Sr.)
2007-08	243	Cassie Consedine (Fr.)
2008-09	218	Angela Myers (So.)
2009-10	219	Cassie Consedine (Sr.)
2010-11	253	Jade Geif (Fr.)
2011-12	250	Jade Geif (So.)
2012-13	260	Jade Geif (Sr.)
2013-14	270	Jade Geif (Sr.)
2014-15	176	Justice Swett (So.)
2015-16	160	Justice Swett (Sr.)
2016-17	231	Justice Swett (Sr.)
2017-18	273	Kaila Clark (So.)
2018-19	238	Jennifer Coleman (Fr.)
2019-20	142	Morgan Taylor (Sr.)
2020-21	102	Jennifer Coleman (Sr.)

Rebounds — P.L. Games

1991-92	121	Jenna Hausvik (So.)
1992-93	111	Jenna Hausvik (Sr.)
1993-94	123	Jenna Hausvik (Sr.)
1994-95	143	Becky Dowling (Fr.)
1995-96	116	Laurie Coffey (Fr.)
1996-97	111	Becky Dowling (Sr.)
1997-98	94	Laurie Coffey (Sr.)
1998-99	108	Erica Hayes (Sr.)
1999-00	90	Erica Hayes (Sr.)
2000-01	92	Adrienne Roseti (Fr.)
2001-02	96	Bryanna Herring (So.)
2002-03	120	Adrienne Roseti (Sr.)
2003-04	104	Adrienne Roseti (Sr.)
2004-05	103	Nikki Curtis (Sr.)
2005-06	91	Carly Meyer (Sr.)
2006-07	107	Carly Meyer (Sr.)
2007-08	118	Cassie Consedine (Fr.)
2008-09	99	Angela Myers (So.)
2009-10	95	Cassie Consedine (Sr.)
2010-11	112	Jade Geif (Fr.)
2011-12	114	Jade Geif (So.)
2012-13	116	Jade Geif (Sr.)
2013-14	151	Jade Geif (Sr.)
2014-15	111	Justice Swett (So.)
2015-16	103	Peri Curtis (Sr.)
2016-17	133	Justice Swett (Sr.)
2017-18	145	Kaila Clark (So.)
2018-19	163	Jennifer Coleman (Fr.)
2019-20	92	Morgan Taylor (Sr.)
2020-21	92	Jennifer Coleman (Sr.)

Assists — All Games

1977-78	63	Shelia Fox (Fr.)
1978-79	104	Colleen Cassidy (Fr.)
1979-80	84	Colleen Cassidy (So.)
1980-81	104	Colleen Cassidy (Sr.)
1981-82	124	Colleen Cassidy (Sr.)
1982-83	137	Becky Lewis (Sr.)
1983-84	85	Becky Lewis (Sr.)
1984-85	126	Margie Trott (So.)
1985-86	174	Margie Trott (Sr.)
1986-87	177	Margie Trott (Sr.)
1987-88	91	Tawny Petrick (So.)
1988-89	106	Kristen Waller (So.)
1989-90	101	Tawny Petrick (Sr.)
1990-91	116	Kristen Waller (Sr.)
1991-92	85	Heather Brand (Sr.)

1992-93	116	Heather Brand (Sr.)
1993-94	136	Kim Jackson (Sr.)
1994-95	70	Becky Dowling (Fr.)
1995-96	47	Joanne Groth (So.)
1996-97	69	Vanessa Melofchik (So.)
1997-98	69	Becky Dowling (Sr.)
1998-99	69	Vanessa Melofchik (Sr.)
1999-00	78	Lisa Steinmetz (Fr.)
2000-01	77	Maile Shimoda (Fr.)
2001-02	103	Maile Shimoda (So.)
2002-03	116	Maile Shimoda (Sr.)
2003-04	172	Maile Shimoda (Sr.)
2004-05	159	Lauren Skrel (Sr.)
2005-06	131	Lauren Skrel (Sr.)
2006-07	139	Kalen Kropa (So.)
2007-08	108	Kalen Kropa (Sr.)
2008-09	132	Kalen Kropa (Sr.)
2009-10	127	Angela Myers (Sr.)
2010-11	163	Angela Myers (Sr.)
2011-12	89	Kara Pollinger (So.)
2012-13	122	Kara Pollinger (Sr.)
2013-14	139	Kara Pollinger (Sr.)
2014-15	87	Hannah Fenske (Fr.)
2015-16	63	Sarita Condie (Sr.)
2016-17	112	Taylor Dunham (Sr.)
2017-18	127	Hannah Fenske (Sr.)
2018-19	85	Jennifer Coleman (Fr.)
2019-20	94	Mary Kate Ulasewicz (Sr.)
2020-21	38	Jennifer Coleman (Sr.)

Assists — P.L. Games

1991-92	71	Yolanda Ray (So.)
1992-93	48	Heather Brand (Sr.)
1993-94	58	Kim Jackson (Sr.)
1994-95	39	Becky Dowling (Fr.)
1995-96	22	Vanessa Melofchik (Fr.)
1996-97	24	Becky Dowling (Sr.)
1997-98	31	Joanne Groth (Sr.)
1998-99	27	Vanessa Melofchik (Sr.)
1999-00	34	Lisa Steinmetz (Fr.)
2000-01	39	Maile Shimoda (Fr.)
2001-02	56	Maile Shimoda (So.)
2002-03	62	Maile Shimoda (Sr.)
2003-04	82	Maile Shimoda (Sr.)
2004-05	65	Lauren Skrel (Sr.)
2005-06	64	Lauren Skrel (Sr.)
2006-07	78	Kalen Kropa (So.)
2007-08	54	Kalen Kropa (Sr.)
2008-09	65	Kalen Kropa (Sr.)
2009-10	68	Angela Myers (Sr.)
2010-11	73	Angela Myers (Sr.)
2011-12	37	Jade Geif (So.)
2012-13	55	Kara Pollinger (Sr.)
2013-14	79	Kara Pollinger (Sr.)
2014-15	52	Hannah Fenske (Fr.)
2015-16	36	Justice Swett (Sr.)
2016-17	65	Hannah Fenske (Sr.)
2017-18	75	Hannah Fenske (Sr.)
2018-19	54	Jennifer Coleman (Fr.)
2019-20	52	Mary Kate Ulasewicz (Sr.)
2020-21	31	Jennifer Coleman (Sr.)

Blocked Shots — All Games

1980-81	15	Angela Smith (So.)
1981-82	15	Angela Smith (Sr.)
1982-83	45	Angela Smith (Sr.)
1983-84	17	Emily Harman (Sr.)
1984-85	13	Michelle Daley (Fr.)
1985-86	14	Monica Holland (Fr.)
1986-87	22	Connie James (Fr.)
1987-88	21	Connie James (So.)
1988-89	10	Connie James (Sr.)

1989-90	23	Connie James (Sr.)
1990-91	32	Kim Cowling (Fr.)
1991-92	30	Kim Cowling (So.)
1992-93	39	Kim Cowling (Sr.)
1993-94	48	Yolanda Ray (Sr.)
1994-95	22	Adria Schneck (So.)
1995-96	20	Laurie Coffey (Fr.)
1996-97	25	Laurie Coffey (So.)
1997-98	13	Laurie Coffey (Sr.)
1998-99	21	Laurie Coffey (Sr.)
1999-00	14	Heather Wilson (Fr.)
2000-01	21	Adrienne Roseti (Fr.)
2001-02	36	Bryanna Herring (So.)
2002-03	25	Bryanna Herring (Sr.)
2003-04	18	Adrienne Roseti (Sr.)
2004-05	24	Kate Hobbs (So.)
2005-06	22	Kate Hobbs (Sr.)
2006-07	45	Carly Meyer (Sr.)
2007-08	72	Cassie Consedine (Fr.)
2008-09	52	Cassie Consedine (So.)
2009-10	43	Cassie Consedine (Sr.)
2010-11	48	Cassie Consedine (Sr.)
2011-12	22	Audrey Bauer (So.)
2012-13	20	Jade Geif (Sr.)
2013-14	16	Audrey Bauer (Sr.)
2014-15	33	Marina Muenster (Fr.)
2015-16	17	Peyton Winters (Fr.)
2016-17	59	Kaila Clark (Fr.)
2017-18	69	Kaila Clark (So.)
2018-19	18	Laurel Jaunich (Sr.)
2019-20	13	Sophie Gatzounas (Sr.)
2020-21	12	Ciera Hertelendy (Sr.)

Blocked Shots — P.L. Games

1991-92	19	Kim Cowling (So.)
1992-93	22	Kim Cowling (Sr.)
1993-94	29	Yolanda Ray (Sr.)
1994-95	5	Adria Schneck (So.)
1995-96	9	Laurie Coffey (Fr.)
1996-97	5	Laurie Coffey (So.)
1997-98	7	Laurie Coffey (Sr.)
1998-99	10	Laurie Coffey (Sr.)
1999-00	6	Hilary Goodrich (So.)
2000-01	11	Adrienne Roseti (Fr.)
2001-02	19	Bryanna Herring (So.)
2002-03	13	Adrienne Roseti (Sr.)
2003-04	11	Adrienne Roseti (Sr.)
2004-05	13	Kate Hobbs (So.)
2005-06	16	Kate Hobbs (Sr.)
2006-07	24	Kate Hobbs (Sr.)
2007-08	33	Cassie Consedine (Fr.)
2008-09	16	Cassie Consedine (So.)
2009-10	23	Cassie Consedine (Sr.)
2010-11	22	Cassie Consedine (Sr.)
2011-12	6	Jade Geif (So.)
2012-13	11	Jade Geif (Sr.)
2013-14	9	Jade Geif (Sr.)
2014-15	21	Marina Muenster (Fr.)
2015-16	11	Peyton Winters (Fr.)
2016-17	28	Kaila Clark (Fr.)
2017-18	36	Kaila Clark (So.)
2018-19	12	Laurel Jaunich (Sr.)
2019-20	5	Three Players
2020-21	7	Ciera Hertelendy (Sr.)

Steals — All Games

1979-80	50	Colleen Cassidy (So.)
1980-81	58	Colleen Cassidy (Sr.)
1981-82	59	Colleen Cassidy (Sr.)
1982-83	31	Becky Lewis (Sr.)
1983-84	34	Emily Harman (Sr.)

2021-22 NAVY WOMEN'S BASKETBALL

		Becky Lewis (Sr.)
1984-85	54	Margie Trott (So.)
1985-86	55	Margie Trott (Jr.)
1986-87	95	Margie Trott (Sr.)
1987-88	40	Kristen Waller (Fr.)
1988-89	66	Kristen Waller (So.)
1989-90	46	Connie James (Sr.), Angela Dobbs (So.)
1990-91	79	Kristen Waller (Sr.)
1991-92	55	Angela Dobbs (Sr.)
1992-93	57	Yolanda Ray (Jr.)
1993-94	70	Yolanda Ray (Sr.)
1994-95	72	Becky Dowling (Fr.)
1995-96	59	Becky Dowling (So.)
1996-97	62	Joanne Groth (Jr.)
1997-98	78	Becky Dowling (Sr.)
1998-99	29	Laurie Coffey (Sr.)
1999-00	40	Lisa Steinmetz (Fr.)
2000-01	41	Jennifer Bombinski (Sr.)
2001-02	51	Maile Shimoda (So.)
2002-03	42	Maile Shimoda (Jr.)
2003-04	58	Adrienne Roseti (Sr.)
2004-05	58	Lauren Skrel (Jr.)
2005-06	33	Lauren Skrel (Sr.)
2006-07	40	Carly Meyer (Sr.)
2007-08	55	Angela Myers (Fr.)
2008-09	68	Angela Myers (So.)
2009-10	58	Angela Myers (Jr.)
2010-11	68	Angela Myers (Sr.)
2011-12	41	Alix Membreno (So.)
2012-13	51	Alix Membreno (Jr.)
2013-14	40	Chloe Stapleton (Jr.)
2014-15	55	Justice Swett (So.)
2015-16	68	Justice Swett (Jr.)
2016-17	90	Justice Swett (Sr.)
2017-18	65	Hannah Fenske (So.)
2018-19	57	Bianca Roach (Sr.)
2019-20	47	Morgan Taylor (Sr.)
2020-21	29	Kolbi Green (Jr.)

Steals — P.L. Games

1991-92	30	Yolanda Ray (So.)
1992-93	47	Yolanda Ray (Jr.)
1993-94	37	Yolanda Ray (Sr.)
1994-95	45	Becky Dowling (Fr.)
1995-96	27	Joanne Groth (So.)
1996-97	27	Becky Dowling (Jr.)
1997-98	36	Becky Dowling (Sr.)
1998-99	13	Erica Hayes (Jr.)
1999-00	14	Hilary Goodrich (So.) Jennifer Bombinski (Jr.)
2000-01	16	Adrienne Roseti (Fr.)
2001-02	27	Maile Shimoda (So.)
2002-03	29	Courtney Davidson (Jr.)
2003-04	27	Courtney Davidson (Sr.)
2004-05	34	Lauren Skrel (Jr.)
2005-06	17	Lauren Skrel (Sr.)
2006-07	23	Carly Meyer (Sr.)
2007-08	27	Angela Myers (Fr.)
2008-09	36	Angela Myers (So.)
2009-10	32	Angela Myers (Jr.)
2010-11	23	Angela Myers (Sr.)
2011-12	19	Alix Membreno (So.)
2012-13	21	Jade Geif (Jr.), Alix Membreno (Jr.)
2013-14	23	Chloe Stapleton (Jr.)
2014-15	35	Justice Swett (So.)
2015-16	37	Justice Swett (Jr.)
2016-17	43	Justice Swett (Sr.)
2017-18	31	Kaila Clark (So.)
2018-19	37	Bianca Roach (Sr.)
2019-20	29	Morgan Taylor (Sr.)
2020-21	20	Jennifer Coleman (Jr.)

2021-22 NAVY WOMEN'S BASKETBALL

Navy's Patriot League Tournament History

Navy's Patriot League Tournament Results

Year	Site(s)	First Round (0-2)	Quarterfinal (16-11)	Semifinal (7-9)	Final (3-4)
1992	Bethlehem, Pa.		#4 Army 77, #5 Navy 55	---	---
1993	Bronx, N.Y.		#3 Fordham 55, #6 Navy 41	---	---
1994	Annapolis, Md.		#6 Navy 64, #3 Lafayette 63	#2 Holy Cross 83, #6 Navy 79	---
1995	West Point, N.Y.		#3 Navy 68, #6 Lafayette 44	#2 Fordham 70, #3 Navy 55	---
1996	Worcester, Mass.		#3 Navy 65, #6 Army 57	#2 Holy Cross 75, #3 Navy 66	---
1997	Bethlehem, Pa.		#2 Navy 80, #7 Army 53	#3 Lehigh 70, #2 Navy 62	---
1998	Annapolis, Md. / Worcester, Mass. (F)		#2 Navy 72, #7 Colgate 46	#2 Navy 76, #3 Lafayette 69	#1 Holy Cross 67, #2 Navy 60
1999	West Point, N.Y. / Worcester, Mass. (F)		#3 Navy 60, #6 Colgate 59	#3 Navy 87, #7 Army 69	#1 Holy Cross 72, #3 Navy 58
2000	Easton, Pa.		#2 Bucknell 62, #7 Navy 43	---	---
2001	Annapolis, Md.		#4 Army 73, #5 Navy 61	---	---
2002	Upper Marlboro, Md.		#2 Bucknell 72, #7 Navy 57	---	---
2003	Upper Marlboro, Md.		#4 Bucknell 79, #5 Navy 69 / OT	---	---
2004	Upper Marlboro, Md.		#2 American 85, #7 Navy 73	---	---
2005	Worcester, Mass.		#5 Navy 62, #4 American 40	#1 Holy Cross 72, #5 Navy 62	---
2006	West Point, N.Y.		#5 Colgate 60, #4 Navy 55	---	---
2007	Annapolis, Md.		#4 American 68, #5 Navy 55	---	---
2008	West Point, N.Y.		#2 Holy Cross 67, #7 Navy 53	---	---
2009	Bethlehem, Pa.		#6 Navy 53, #3 Bucknell 51	#7 Lafayette 62, #6 Navy 55	---
2010	Worcester, Mass.		#3 Navy 69, #6 Colgate 57	#2 American 72, #3 Navy 47	---
2011	Annapolis, Md.		#1 Navy 55, #8 Colgate 36	#1 Navy 55, #4 Bucknell 41	#1 Navy 47, #3 American 40
2012	Annapolis, Md. (QF/F) / Bethlehem, Pa. (SF)		#3 Navy 66, #6 Colgate 54	#3 Navy 64, #2 Lehigh 59	#3 Navy 57, #5 Holy Cross 48
2013	Annapolis, Md.		#2 Navy 59, #7 Lafayette 55 / OT	#2 Navy 60, #6 Bucknell 48	#2 Navy 72, #4 Holy Cross 53
2014	Annapolis, Md.		#1 Navy 84, #8 Lehigh 54	#5 Holy Cross 75, #1 Navy 56	---
2015	Lewisburg, Pa. (QF) / Washington, D.C. (SF)		#5 Navy 60, #4 Bucknell 49	#1 American 60, #5 Navy, 53	---
2016	Baltimore, Md.		#3 Loyola 44, #6 Navy 42	---	---
2017	Annapolis, Md. (QF) / Lewisburg, Pa. (SF/F)		#2 Navy 53, #10 Lafayette 37	#2 Navy 54, #3 Army 53	#1 Bucknell 79, #2 Navy 71 / OT
2018	Annapolis, Md. (QF)		#3 Navy 63, #6 Loyola 55	#3 Navy 68, #2 Bucknell 62	#1 American 58, #3 Navy 48
2019	Baltimore, Md.	#8 Loyola 58, #9 Navy 45	---	---	---
2020	Washington, D.C.	#7 American 63, #10 Navy 53	---	---	---
2021	<i>Did Not Compete due to COVID-19 protocols</i>				

Navy vs. Opponents in the Patriot League Tournament

Opponent	# Games vs.	Navy W-L	1st	QF	SF	F	Years Facing (Navy W-L)							
American	8	2-6	0-1	1-2	0-2	1-1	'04 - QF - L	'05 - QF - W	'07 - QF - L	'10 - SF - L	'11 - F - W	'15 - SF - L	'18 - F - L	'20 - 1st - L
Army	6	4-2	---	2-2	2-0	---	'92 - QF - L	'96 - QF - W	'97 - QF - W	'99 - SF - W	'01 - QF - L	'17 - SF - W		
Bucknell	9	5-4	---	2-3	3-0	0-1	'00 - QF - L	'02 - QF - L	'03 - QF - L	'09 - QF - W	'11 - SF - W	'13 - SF - W	'15 - QF - W	'17 - F - L
Colgate	6	5-1	---	5-1	---	---	'98 - QF - W	'99 - QF - W	'06 - QF - L	'10 - QF - W	'11 - QF - W	'12 - QF - W		
Fordham	2	0-2	---	0-1	0-1	---					'93 - QF - L	'95 - SF - L		
Holy Cross	9	2-7	---	0-1	0-4	2-2	'94 - SF - L	'96 - SF - L	'98 - F - L	'99 - F - L	'05 - SF - L	'08 - QF - L	'12 - F - W	'13 - F - W
Lafayette	6	5-1	---	4-0	1-1	---	'94 - QF - W	'95 - QF - W	'98 - SF - W	'09 - SF - L	'13 - QF - W	'17 - QF - W		
Lehigh	3	2-1	---	1-0	1-1	---				'97 - SF - L	'12 - SF - W	'14 - QF - W		
Loyola	3	1-2	0-1	1-1	---	---				'16 - QF - L	'18 - QF - W	'19 - 1st - L		
Totals	52	26-26	0-2	16-11	7-9	3-4								

2021-22 NAVY WOMEN'S BASKETBALL

Navy's Patriot League Tournament Record by Seed

Seed	Games	W-L	Years (Navy W-L)			
#1	5	4-1				'11 (3-0) '14 (1-1)
#2	11	8-3			'97 (1-1) '98 (2-1)	'13 (3-0) '17 (2-1)
#3	15	10-5	'95 (1-1) '96 (1-1)	'99 (2-1) '10 (1-1)	'12 (3-0)	'18 (2-1)
#4	1	0-1				'06 (0-1)
#5	8	2-6	'92 (0-1) '01 (0-1)	'03 (0-1) '05 (1-1)	'07 (0-1)	'15 (1-1)
#6	4	2-4			'93 (0-1) '94 (1-1)	'09 (1-1) '16 (0-1)
#7	4	0-4			'00 (0-1) '02 (0-1)	'04 (0-1) '08 (0-1)
#8	—	—				—
#9	1	0-1				'19 (0-1)
#10	1	0-1				'20 (0-1)

Navy's Patriot League Tournament Record vs. Seed

Seed	Games	W-L	Years (Navy W-L)								
#1	6	0-6					'98 (0-1) '99 (0-1)	'05 (0-1) '15 (0-1)	'17 (0-1) '18 (0-1)		
#2	10	2-8	'94 (0-1) '95 (0-1)	'96 (0-1) '00 (0-1)	'02 (0-1) '04 (0-1)	'08 (0-1) '10 (0-1)	'12 (1-0) '18 (1-0)				
#3	8	5-3		'93 (0-1) '94 (1-0)	'97 (0-1) '98 (1-0)	'09 (1-0) '11 (1-0)	'16 (0-1) '17 (1-0)				
#4	8	4-4		'92 (0-1) '01 (0-1)	'03 (0-1) '05 (1-0)	'07 (0-1) '11 (1-0)	'13 (1-0) '15 (1-0)				
#5	3	1-2				'06 (0-1) '12 (1-0)	'14 (0-1)				
#6	7	7-0		'95 (1-0) '96 (1-0)	'99 (1-0) '10 (1-0)	'12 (1-0) '13 (1-0)	'18 (1-0)				
#7	6	4-2			'97 (1-0) '98 (1-0)	'99 (1-0) '09 (0-1)	'13 (1-0) '20 (0-1)				
#8	3	2-1				'11 (1-0) '14 (1-0)	'19 (0-1)				
#9	—	—					—				
#10	1	1-0					'17 (1-0)				

Record by Venue

Home	14-4
Road	4-12
Neutral	8-10

Annapolis, Md.	14-4
Baltimore, Md.	0-2
Bethlehem, Pa.	3-3
Bronx, N.Y.	0-1
Easton, Pa.	0-1
Lewisburg, Pa.	3-1
Upper Marlboro, Md.	0-3
Washington, D.C.	0-3
West Point, N.Y.	3-3
Worcester, Mass.	3-5

Record When ...

Facing Better Seeded Team

All Games	1st	QF	SF	F
6-22	0-2	4-10	2-6	0-4

Facing Worse Seeded Team

All Games	1st	QF	SF	F
20-4	-	12-1	5-3	3-0

2021-22 NAVY WOMEN'S BASKETBALL

Patriot League Honorees

First Team All-Patriot League

1995	Adria Schneck
1996	Joanne Groth
1997	Becky Dowling, Adria Schneck
1998	Laurie Coffey, Becky Dowling
1999	Laurie Coffey, Erica Hayes
2000	Erica Hayes
2002	Courtney Davidson
2003	Courtney Davidson
2004	Courtney Davidson
2007	Carly Meyer
2010	Angela Myers
2011	Angela Myers
2013	Jade Geif
2014	Jade Geif
2014	Kara Pollinger
2017	Sarita Condie
2018	Taylor Dunham

Second Team All-Patriot League

1992	Angela Dobbs
1993	Yolanda Ray
1994	Jenna Hausvik, Yolanda Ray
1995	Becky Dowling
1997	Joanne Groth
1998	Erica Hayes
2001	Courtney Davidson
2005	Nikki Curtis
2006	Lauren Skrel
2008	Cassie Consedine
2009	Angela Myers
2011	Cassie Consedine
2012	Jade Geif, Alix Membreno
2013	Alix Membreno
2014	Alix Membreno
2018	Hannah Fenske
2021	Jennifer Coleman

Third Team All-Patriot League (est. 2014)

2017	Taylor Dunham
2019	Jennifer Coleman
2020	Mary Kate Ulasewicz
2021	Sophie Gatzounas

Rookie / Freshman of the Year

1994	Kim Jackson (co)
1995	Becky Dowling
1996	Laurie Coffey
2008	Cassie Consedine
2011	Jade Geif

All-Rookie / Freshman Team

1993	Kate Wells
1994	Kim Jackson
1995	Becky Dowling, Joanne Groth
1996	Laurie Coffey, Vanessa Melofchik
1998	Felicia Harris
1999	Hilary Goodrich
2001	Courtney Davidson, Maile Shimoda
2004	Kate Hobbs
2008	Cassie Consedine
2010	Chey Arvin
2011	Jade Geif
2015	Taylor Dunham
2019	Jennifer Coleman

Defensive Player of the Year (est. 2005)

2009	Angela Myers
2010	Angela Myers
2014	Alix Membreno
2016	Justice Swett

All-Defensive Team (est. 2016)

2016	Justice Swett
2017	Justice Swett
2018	Kaila Clark
2019	Bianca Roach
2020	Morgan Taylor

Coach of the Year

1995	Joe Sanchez
2011	Stefanie Pemper
2014	Stefanie Pemper

Tournament MVP

2011	Jade Geif
2012	Jade Geif
2013	Alix Membreno

All-Tournament Team

1996	Joanne Groth
1997	Becky Dowling
1998	Laurie Coffey, Becky Dowling
1999	Jennifer Bombinski, Erica Hayes
2011	Angela Myers, Alix Membreno, Jade Geif
2012	Alix Membreno, Kara Pollinger, Jade Geif
2013	Jade Geif, Kara Pollinger, Alix Membreno, Chloe Stapleton
2014	Jade Geif
2017	Sarita Condie
2018	Taylor Dunham, Hannah Fenske

Patriot League All-Decade Team (Announced Summer 2001)

Becky Dowling

Patriot League Silver Anniversary Team (Announced Summer 2015)

Courtney Davidson
Becky Dowling
Jade Geif

Sportsmanship Award (est. 2006)

2006	Meredith Addington
------	--------------------

Sport Scholar-Athlete of the Year

2003	Courtney Davidson
2004	Courtney Davidson

All-Academic Team (est. 2011)

2012	Audrey Bauer
2013	Audrey Bauer
2018	Hannah Fenske

Academic Honor Roll

1992	Pauline Holzhauer
1993	Jenna Hausvik
1994	Kathy Parsons, Sherri Rudinsky
1995	Anna Blaszczyk, Shelly Loustaunau, Adria Schneck, Susanne Wienrich
1996	Becky Dowling, Beth Regoli
1997	Becky Dowling, Beth Regoli, Adria Schneck
1998	Becky Dowling, Joanne Groth, Vanessa Melofchik
1999	Beth Regoli
2000	Lisa Steinmetz
2001	Jennifer Bombinski, Courtney Davidson, Lisa Steinmetz
2002	Lisa Steinmetz, Courtney Davidson, Bryanna Herring, Alison Luchsinger, Maile Shimoda
2003	Courtney Davidson, Bryanna Herring, Kate Maslowski, Maile Shimoda
2004	Nikki Curtis, Courtney Davidson, Alison Luchsinger, Ashley Pelzek
2005	Kate Hobbs, Ashley Pelzek, Lauren Skrel
2006	Ashley Pelzek, Lauren Skrel
2007	Betsy Burnett, Margaret Knap
2008	Kelly Altschul, Emily Cordle, Kalen Kropa
2009	Kelly Altschul, Emily Cordle
2010	Kelly Altschul, K.C. Gordon, Brooke Pitcher, Beth Reed
2011	Audrey Bauer
2012	Erin Edwards, Jen Penley
2013	Audrey Bauer, Alix Membreno, Kara Pollinger
2014	Audrey Bauer, M.L. Morrison, Kara Pollinger
2015	Hannah Fenske, Sarah Reilly, Rebecca Richmond
2016	Sarita Condie, Peri Curtis, Bianca Roach
2017	Sarita Condie, Hannah Fenske, Laurel Jaunich, Justice Swett
2018	Montana Braxton, Hannah Fenske, Cayla Hannibal, Laurel Jaunich
2019	Montana Braxton, Cailin Duffy, Cayla Hannibal, Laurel Jaunich, Bianca Roach, Mary Kate Ulasewicz
2020	Montana Braxton, Nyah Garrison, Sophie Gatzounas, Laurel Jaunich, Maggie Moore, Mimi Schrader , Sierra Swanda, Morgan Taylor, Mary Kate Ulasewicz
2021	Sophie Gatzounas, Sam Schofield , Mimi Schrader , Sierra Swanda

2021-22 NAVY WOMEN'S BASKETBALL

Rookie / Freshman of the Week

1992-93	
Kate Wells	F28
1993-94	
Adria Schneck	D12
Kim Jackson	J16, F20
1994-95	
Becky Dowling	D5, J9, J23, J28, F4, F11
Jenny Thompson	D19, J3
1995-96	
Laurie Coffey	D17, F19
Vanessa Melofchik	F5
1996-97	
Erica Hayes	F17
1997-98	
Felicia Harris	N23, J11
1998-99	
Hilary Goodrich	N22, J10
1999-2000	
Lisa Steinmetz	D13
2000-01	
Adrienne Roseti	J8
Courtney Davidson	J22
Maile Shimoda	F12
2007-08	
Cassie Consedine	N12, N19, J7, J21, F4
2009-10	
Chey Arvin	D28
2010-11	
Jade Geif	J17, F28
Audrey Bauer	J31
2014-15	
Taylor Dunham	D8, J5
Hannah Fenske	F2
Marina Muenster	J12
Sarah Reilly	N24
2015-16	
Bianca Roach	D28
Christina Potts	F22
2016-17	
Kaila Clark	D27
2017-18	
Sophie Gatzounas	D18
2018-19	
Jennifer Coleman	D3, D24, F11
Kolbi Green	F25
2019-20	
Nyah Garrison	F17

Player of the Week

1991-92	
Angela Dobbs	J12
1992-93	
Yolanda Ray	J3
Kim Cowling	J17
1994-95	
Adria Schneck	N28
Kate Wells	D19
1995-96	
Becky Dowling	N27
Adria Schneck	D17, J2, J8
1996-97	
Adria Schneck	D2
Becky Dowling	J20
1997-98	
Becky Dowling	D7
Laurie Coffey	J11, J18
1998-99	
Hilary Goodrich	N2
Laurie Coffey	J3
Jennifer Bombinski	J17
Erica Hayes	J24
1999-2000	
Erica Hayes	J24, F14
Hilary Goodrich	F28
2001-02	
Courtney Davidson	D30
2002-03	
Courtney Davidson	D23, M3
2003-04	
Courtney Davidson	J5
2005-06	
Ashley Pelzek	J3
Lauren Skrel	J16
Carly Meyer	F27
2006-07	
Carly Meyer	D4, F19
Margaret Knap	F5
2008-09	
Cassie Consedine	D29
2009-10	
Angela Myers	D28, F22
2010-11	
Angela Myers	N22, J24
2012-13	
Jade Geif	N26, J28, F11, F25
2017-18	
Taylor Dunham	D18
2019-20	
Kolbi Green	N11
2020-21	
Jennifer Coleman	F16

Career Weekly Awards Earned

Name	Freshman	Player	Total
Chey Arvin	1	0	1
Audrey Bauer	1	0	1
Jennifer Bombinski	0	1	1
Kaila Clark	1	0	1
Laurie Coffey	2	3	5
Jennifer Coleman	3	1	4
Cassie Consedine	5	1	6
Kim Cowling	0	1	1
Courtney Davidson	1	4	5
Angela Dobbs	0	1	1
Becky Dowling	6	3	9
Taylor Dunham	2	1	3
Hannah Fenske	1	0	1
Nyah Garrison	1	0	1
Sophie Gatzounas	1	0	1
Jade Geif	2	4	6
Hilary Goodrich	2	2	4
Kolbi Green	1	1	2
Felicia Harris	2	0	2
Erica Hayes	1	3	4
Kim Jackson	2	0	2
Margaret Knap	0	1	1
Vanessa Melofchik	1	0	1
Carly Meyer	0	3	3
Marina Munester	1	0	1
Angela Myers	0	4	4
Ashley Pelzek	0	1	1
Christina Potts	1	0	1
Yolanda Ray	0	1	1
Sarah Reilly	1	0	1
Bianca Roach	1	0	1
Adrienne Roseti	1	0	1
Adria Schneck	1	5	6
Maile Shimoda	1	0	1
Lauren Skrel	0	1	1
Lisa Steinmetz	1	0	1
Jenny Thompson	2	0	2
Kate Wells	1	1	2

2021-22 NAVY WOMEN'S BASKETBALL

Additional Awards

Naval Academy Athletic Association Major Individual Award Recipients

Vice Adm. Lawrence Sword

"Presented to the woman of the graduating class declared by the Association's Athletic Committee to have personally excelled in athletics during her years of varsity competition."

1981	Bernie Boska
1982	Colleen Cassidy
1988	Patty LiPoma
1994	Jenna Hausvik
1998	Becky Dowling
2004	Courtney Davidson
2011	Angela Myers
2014	Jade Geif
2017	Sarita Condie

Calvert Award

"Presented by the Naval Academy Athletic Association in honor of Vice Admiral James Calvert, Superintendent of the Naval Academy (1968-72), to recognize a graduating varsity letterwinner (men and women) who displayed leadership, consistent effort, loyalty and dedication to the sport and who has taken their abilities beyond the expectations of the coach, peers and themselves."

1980	Cathy Rayhill
2001	Jennifer Bombinski
2012	Erin Edwards

Annual Team Award Recipients

Year	Adm. Charles R. Larson Award (MVP)	Coaches / Pride Award	Defensive Player	Most Improved Player
1994-95	Adria Schneck	Kate Wells	Joanne Groth	Jen Thompson
1995-96	Joanne Groth	Tina Dalmau	Joanne Groth	Laurie Coffey
1996-97	Becky Dowling	Vanessa Melofchik	Joanne Groth	Erica Hayes
1997-98	Becky Dowling	Vanessa Melofchik & Jenny Bombinski	Joanne Groth	Felicia Harris
1998-99	Laurie Coffey	Beth Regoli	Jennifer Bombinski	Holly Fryburger
1999-00	Erica Hayes	Holly Fryburger	Jennifer Bombinski	Juliann Flacke
2000-01	Jennifer Bombinski	Chrissie Vallely	Jennifer Bombinski	Maile Shimoda
2001-02	Courtney Davidson	Kristin Kavanaugh	Lisa Steinmetz	Abi Campbell
2002-03	Courtney Davidson	Juliann Flacke	Lisa Steinmetz	Ali Luchsinger
2003-04	Courtney Davidson	Ali Luchsinger	Maile Shimoda	LaTasha Ford
2004-05	Nikki Curtis	LaTasha Ford	Abi Campbell	Betsy Burnett
2005-06	Lauren Skrel	Meredith Addington	Kate Hobbs	Betsy Burnett
2006-07	Kate Hobbs	Kalen Kropa	Betsy Burnett	Margaret Knap
2007-08	Cassie Consedine	Ali Currier	Angela Myers	Emily Cordle
2008-09	Angela Myers	Emily Cordle	Angela Myers	Beth Reed
2009-10	Angela Myers	Erin Edwards	Angela Myers	Kristin Bowen
2010-11	Angela Myers	Jade Geif	Angela Myers	Erin Edwards
2011-12	Jade Geif	Erin Edwards	Alix Membreno	Kara Pollinger
2012-13	Jade Geif	Kara Pollinger	Alix Membreno	Erin Meador
2013-14	Kara Pollinger	Audrey Bauer	Alix Membreno	M.L. Morrison
2014-15	Sarita Condie	Chloe Stapleton	Justice Swett	Ashanti Kennedy
2015-16	Sarita Condie	Peri Curtis	Justice Swett	Christina Potts
2016-17	Sarita Condie	Ashanti Kennedy	Justice Swett	Bianca Roach
2017-18	Taylor Dunham	Hannah Fenske	Bianca Roach	Morgan Taylor
2018-19	Jennifer Coleman	Bianca Roach	Bianca Roach	Mary Kate Ulasewicz
2019-20	Mary Kate Ulasewicz	Laurel Jaunich	Morgan Taylor	Montana Braxton
2020-21	Jennifer Coleman	Sophie Gatzounas	Kolbi Green	Ciera Hertelendy

CoSIDA Academic All-Americans

Shelley Laurilla	1987	Second Team
Courtney Davidson	2003	First Team
Courtney Davidson	2004	Second Team

2021-22 NAVY WOMEN'S BASKETBALL

Career Victory Leaders

Most Career Individual Victories – All Games

1.	83	Audrey Bauer, 2011-14
	83	Jade Geif, 2011-14
3.	82	Alix Membreno, 2011-14
4.	81	Vanessa Melofchik, 1996-99
5.	78	Joanne Groth, 1995-98
	78	Sarita Condie, 2014-17
7.	77	Kara Pollinger, 2011-14
	77	Taylor Dunham, 2015-18
9.	76	Becky Dowling, 1995-98
	76	Laurie Coffey, 1996-99

Team W-L Records by Class – All Games

Year	W-L	Pct.
1980	44-23	.677
1981	57-33	.633
1982	63-36	.636
1983	64-38	.627
1984	59-42	.584
1985	62-40	.608
1986	54-47	.535
1987	54-46	.540
1988	59-43	.578
1989	59-43	.578
1990	65-36	.645
1991	63-36	.636
1992	58-33	.637
1993	53-48	.525
1994	47-58	.448
1995	47-62	.431
1996	56-54	.509
1997	67-45	.657
1998	80-33	.708
1999	81-32	.717
2000	67-46	.593
2001	55-58	.487
2002	45-67	.402
2003	44-68	.393
2004	52-62	.456
2005	53-62	.461
2006	54-61	.470
2007	50-66	.431
2008	43-72	.374
2009	49-69	.415
2010	52-69	.430
2011	60-64	.484
2012	71-55	.563
2013	76-52	.594 (No seniors on 2012-13 roster)
2014	83-46	.643
2015	80-45	.640
2016	77-46	.626
2017	80-47	.630
2018	81-47	.633
2019	74-52	.587
2020	66-60	.524
2021	47-57	.452
2022	22-49	.310
2023	12-30	.286
2024	5-7	.417

Most Career Individual Victories – P.L. Games

1.	48	Sarita Condie, 2014-17
2.	44	Audrey Bauer, 2011-14
	44	Jade Geif, 2011-14
	44	Taylor Dunham, 2015-18
5.	43	Alix Membreno, 2011-14
	43	Chloe Stapleton, 2012-15
7.	41	Kara Pollinger, 2011-14
8.	39	Bianca Roach, 2016-19
9.	37	Hannah Fenske, 2015-18
10.	34	Joanne Groth, 1995-98
	34	Ashanti Kennedy, 2014-17

Team W-L Records by Class – P.L. Games

Year	W-L	Pct.
1992	4-10	.286
1993	9-19	.321
1994	14-28	.333
1995	24-32	.429
1996	26-28	.481
1997	29-23	.558
1998	34-16	.680
1999	31-17	.646
2000	28-20	.583
2001	24-24	.500
2002	19-31	.396
2003	18-34	.346
2004	21-33	.389
2005	23-33	.411
2006	25-31	.446
2007	25-31	.446
2008	22-34	.393
2009	24-32	.429
2010	25-31	.446
2011	29-27	.518
2012	34-22	.607
2013	37-19	.661 (No seniors on 2012-13 roster)
2014	44-16	.733
2015	44-20	.688
2016	45-23	.662
2017	48-24	.667
2018	46-26	.639
2019	41-31	.569
2020	34-38	.472
2021	25-37	.403
2022	12-32	.273
2023	7-19	.269
2024	5-3	.625

Most Career Individual Victories – P.L.T. Games

1.	10	Audrey Bauer, 2011-14
	10	Jade Geif, 2011-14
	10	Alix Membreno, 2011-14
	10	Kara Pollinger, 2011-14
5.	8	Chloe Stapleton, 2012-15
6.	7	Erin Edwards, 2009-12
	7	M.L. Morrison, 2011-14
8.	6	Beth Regoli, 1996-99
	6	Vanessa Melofchik, 1996-99
10.	5	9x, Last: Taylor Dunham & Hannah Fenske, 2015-18

Team W-L Records by Class – P.L.T. Games

Year	W-L	Pct.
1992	0-1	.000
1993	0-2	.000
1994	1-3	.250
1995	2-4	.333
1996	3-4	.429
1997	4-4	.500
1998	5-4	.556
1999	6-4	.600
2000	5-4	.556
2001	4-4	.500
2002	2-4	.333
2003	0-4	.000
2004	0-4	.000
2005	1-4	.200
2006	1-4	.200
2007	1-4	.200
2008	1-4	.200
2009	1-4	.200
2010	2-4	.333
2011	5-3	.625
2012	8-2	.800
2013	10-1	.909 (No seniors on 2012-13 roster)
2014	10-1	.909
2015	8-2	.800
2016	5-3	.625
2017	4-4	.500
2018	5-4	.556
2019	4-4	.500
2020	4-4	.500
2021	2-3	.400
2022	0-2	.000
2023	0-1	.000
2024	0-0	.000

2021-22 NAVY WOMEN'S BASKETBALL

All-Time Roster

- A -		
Addington, Meredith - '06	2003-04-05-06	Navy – Aviation
Altschul, Kelly - '10	2007-08*09*10*	Navy – Aviation
Ames, Sheryl - '90	1987	
Amezcuca, Carmina - '92	1989-91	
Andersen, Andrea - '92	1989	
Andrews, Morganne - '24	2021*	
Arrington, Penny - '97	1994	Navy – Surface Warfare
Arvin, Chey - '13	2010*11*12*	Navy – Surface Warfare

- B -		
Bailey, Shannon - '05	2002	Navy – Surface Warfare
Ball, Marisa - '02	1999*00*01*	Navy – Surface Warfare
Bauer, Audrey - '14	2011*12*13*14*	Navy – Surface Warfare
Berberich, Lisa - '98	1995-96	Navy – Aviation
Bernal, April - '16	2013	Navy – Surface Warfare
Bishop, Jasmine - '21	2018*19*20*	Navy – Information Warfare
Blaszczyk, Anna - '97	1994-95	Navy – Surface Warfare
Bolan, Linda - '83	1980-81*82*83*	Navy – Supply Corps
Bombinski, Jennifer - '01	1998*99*00*01*	Navy – Aviation
Boska, Bernie - '81	1978*79*80*81*	Navy – Intelligence
Boska, Kathy - '86	1983-84*85	Navy – Fleet Support
Bowen, Kristin - '10	2007-08-09*10*	Navy – Aviation
Brand, Heather - '93	1990*91*92*93*	Navy – Aviation
Braxton, Montana - '20	2018-19-20*	Marine Corps - Cyber Warfare
Bricketto, Lee - '84	1981	
Bryant, Jen - '99	1996	
Buckendorff, Lauren - '02	1999-00	Navy – Aviation
Burkovich, Melissa - '02	1999	Navy – Surface Warfare
Burnett, Betsy - '07	2004-05*06*07*	Navy Surface Warfare

- C -		
Campbell, Abi - '05	2002*03*04*05*	Navy – Surface Warfare
Canace, Candice - '10	2007	
Caroselli, Tara - '94	1991-92*93	Navy – Surface Warfare
Cassidy, Colleen - '82	1979*80*81*82*	Navy – Fleet Support
Champagne, Laura - '01	1998	
Christy, Alison - '00	1997-98	Navy – Surface Warfare
Clark, Kaila - '20	2017*18*	
Cleary, Amy - '94	1991	
Coe, Lynne - '82	1979*80*81*82*	Navy – Fleet Support
Coffey, Laurie - '99	1996*97*98*99*	Navy – Aviation
Coleman, Jennifer - '22	2019*20-21*	
Coleman, Victoria - '21	2018	
Colton, Karen - '86	1983	
Condie, Sarita - '17	2014*15*16*17*	Navy – Surface Warfare
Conner, Lindi - '08	2005-06*07*	Navy – Surface Warfare
Consedine, Cassie - '11	2008*09*10*11*	Navy – Surface Warfare
Cordle, Emily - '09	2006*07*08*09*	Navy – Aviation
Corsello, Patty - '87	1985	Navy – Civil Engineering
Cowan, Susan - '81	1978*	Navy – Surface Warfare
Cowling, Kim - '94	1991*92*93*94*	Navy – Surface Warfare
Crickette, Troye - '88	1985*86*	Navy – Civil Engineering
Crooker, Carol - '81	1978	Navy – Fleet Support
Currier, Ali - '08	2005-06*07*08*	Marine Corps – Ground
Curry, Joan - '82	1980	
Curtis, Nikki - '05	2002-03-04*05*	Navy – Intelligence
Curtis, Peri - '16	2013-14-15*16*	Navy – Surface Warfare

- D -		
Daley, Michele - '88	1985*86*	
Dalmau, Tina - '98	1995*96*97*98*	Navy – Surface Warfare
Darby, Danielle - '06	2003-04	Marine Corps – Ground
Davidson, Courtney - '04	2001*02*03*04*	Marine Corps – Aviation
Davidson, Kristin - '03	2000	Navy – Surface Warfare
Davidson, Whitney - '09	2006-07*08*09*	Navy – Surface Warfare
Davis, Hannah - '06	2003-04	

Dayoub, Gretchen - '85	1984	Navy – Aviation
Dobbs, Angie - '92	1989*90*91*92*	Navy – Surface Warfare
Donza, Kristina - '24	2021*	
Dowling, Becky - '98	1995*96*97*98*	Navy – Aviation
Drayton, Kim - '93	1990*91*92*93*	Navy – Surface Warfare
Duffy, Cailin - '22	2019-20	
Duncan, Jennette - '99	1996*	
Dunham, Taylor - '18	2015*16*17*18*	Navy – Surface Warfare
Dunn, Catherine - '04	2001*02*	

- E -		
Eberhardt, Jean - '83	1980-81*82*83*	Navy – Cryptology
Edmonds, Imani - '23	2020-21*	
Edwards, Erin - '12	2009*10*11*12*	Navy – Aviation

- F -		
Fenske, Hannah - '18	2015*16-17*18*	Navy – Submarines
Fernebok, Alyce - '96	1993-94-95	Marine Corps – Aviation
Ffrench, Veronica - '14	2011	Marine Corps – Ground
Flacke, Juliann - '03	2000*01*02-03*	Navy – Surface Warfare
Flynn, Nita - '82	1979	
Ford, LaTasha - '02	2002-03-04-05*	Navy – Surface Warfare
Fox, Sheila - '81	1978*79*80*81*	Marine Corps – Ground
Fryburger, Holly - '00	1997-98-99*00*	Marine Corps – Ground

- G -		
Garrison, Nyah - '23	2020*	
Gatzounas, Sophie - '21	2018*19*20*21*	Marine Corps – Ground
Geif, Jade - '14	2011*12*13*14*	Marine Corps – Ground
Glassman, Leigh - '96	1993-95*	Navy – Surface Warfare
Goodrich, Hilary - '02	1999*00*	
Gordon, K.C. - '10	2008*09*10*	Marine Corps – Aviation
Graham, Julie - '99	1996*97*98	Navy – Surface Warfare
Green, Kolbi - '22	2019*20-21*	
Groff, Jessie - '99	1996	Navy – Surface Warfare
Gross, Danielle - '07	2004	
Groth, Joanne - '98	1995*96*97*98*	Navy – Surface Warfare
Gwin, Beth - '84	1981-82	Navy – Civil Engineering Corps

- H -		
Hannibal, Cayla - '21	2018-19*	
Hansen, Tracy - '91	1988	Navy – Fleet Support
Harman, Emily - '85	1982-83*84*85*	Navy – Supply Corps
Harrington, Kelly - '92	1989-90	
Harris, Felicia - '01	1998	
Hausvik, Jenna - '94	1991*92*93*94*	Navy – Aviation
Hay, Lani - '97	1994	
Hayes, Erica - '00	1997*98*99*00*	Navy – Aviation
Hayes, Stephanie - '04	2001-02-03	Navy – Surface Warfare
Hazzard, Donna - '82	1979	Navy – Oceanography
Henderson, Destini - '13	2010	Navy – Aviation
Hennessy, Marycarol - '81	1978*	Navy – Fleet Support
Herring, Bryanna - '04	2001*02*03*	Navy – Aviation
Hertelendy, Ciera - '22	2019-20-21*	
Hill, Morgan - '09	2007-08*09*	Navy – Surface Warfare
Himlin, Sam - '15	2012-13	Navy – Surface Warfare
Hobbs, Kate - '07	2004*05*06*07*	Navy – Surface Warfare
Holland, Monica - '89	1986*87*88*89*	Navy – Supply Corps
Holzauer, Pauline - '92	1989-90*91*92*	Navy – Fleet Support
Hooker, Robin - '85	1982	Navy – Supply Corps
House, Lael - '90	1987-88*89*90*	Navy – Fleet Support
Hughes, Tyra - '19	2016	

2021-22 NAVY WOMEN'S BASKETBALL

- J -

Jackson, Kim - '97	1994*	
Jacomet, Rachel - '92	1989*-90-91	Navy – Fleet Support
James, Connie - '90	1987*-88*-89*-90*	Navy – Fleet Support
Jaunich, Laurel - '20	2017-18*-19*-20*	Navy – Submarines
Jensen, Elaine - '02	1999-00-01*-02*	Navy – Surface Warfare
Jones, Sara - '17	2014-15-16*	Navy – Surface Warfare
Justice, Connie - '84	1981*-82*-83*	

- K -

Kain, Alissa - '15	2012	Navy - Surface Warfare
Kastner, Christie - '08	2005	Navy – Surface Warfare
Kavanaugh, Kristen - '02	1999-00*-01*-02*	Marine Corps – Ground
Keller, Susan - '80	1978*	Navy – Fleet Support
Kennedy, Ashanti - '17	2014-15*-16*-17*	Navy – Surface Warfare
Kerwin, Bridget - '99	1996	
King, Angie - '95	1992-93	Navy – Surface Warfare
Knap, Margaret - '07	2006*-07*	Marine Corps
Koczella, Diane - '86	1983-84	Navy – Supply Corps
Kropa, Kalen - '09	2006*-07*-08*-09*	Navy – Aviation

- L -

Langford, Darryl - '22	2019-20	
Laurilla, Shelley - '87	1984*-85*-86*-87*	Navy – Aviation
Lavender, Chantel - '13	2010-11-12	Navy – Surface Warfare
LeBlanc, Robin - '81	1978	Navy – Fleet Support
Leisch, Jody - '82	1979*-80-81	Navy – Fleet Support
Lewis, Becky - '84	1981*-82*-83*-84*	Navy – Fleet Support
Lewis, Chris - '80	1978-79	Navy – Aviation
LiPoma, Patty - '88	1985-86*-87*-88*	Navy – Fleet Support
Livingood, Debbie - '86	1983-84*	Navy – Fleet Support
Llewellyn, Lindsay - '23	2020*-21*	
Lombardi, Chris - '86	1983-84	Navy – Fleet Support
Loustaunau, Shelly - '96	1993-95	Navy – Surface Warfare
Luchsinger, Alison - '04	2001*-02*-03*-04*	Marine Corps – Ground
Lyren, Emily - '09	2006-07-08-09	Marine Corps – Ground

- M -

Macias, Erika - '02	1999	Navy – Surface Warfare
Maeser, Adrienne - '06	2003-04-05	Navy – Aviation
Majchrzak, Lauren - '01	1998-99	Navy – Aviation
Marino, Angela - '00	1997-98-99*-00*	Navy – Aviation
Maslowski, Kate - '04	2001*-02*-03*-04*	Navy – Surface Warfare
Matheny, Megan - '13	2010*-11*	
McClelland, Laura - '96	1993*-95	Navy – Aviation
McFarlane, Cayanne - '06	2003	
McNaughton, Danielle - '94	1991	Navy – Surface Warfare
Meador, Erin - '15	2012-13*-14*	Navy - Surface Warfare
Melofchik, Vanessa - '99	1996*-97*-98*-99*	Navy – Aviation
Membreno, Alix - '14	2011*-12*-13*-14*	Navy – Aviation
Merrill, Patty - '84	1981	
Meyer, Carly - '07	2004*-05*-06*-07*	Navy – Surface Warfare
Miklos, Laurie - '81	1978	Navy – Aviation
Miles, Mary - '87	1984*-85*-86*	Marine Corps – Ground
Morrison, M.L. - '14	2011-12*-13*-14*	Navy – Aviation
Moten, Liz - '12	2009	
Muenster, Marina - '18	2015*-16	Navy – Surface Warfare
Myers, Angela - '11	2008*-09*-10*-11*	Navy – Surface Warfare

- N -

Ndigang, Makeba - '18	2015-16	Navy – Surface Warfare
Nelson, Lauren - '08	2005-06*-07	Navy – Surface Warfare
Nester, Barbara - '82	1979*-80*-81*	Navy – Fleet Support
Nickles, Erin - '94	1991*-92*-93*	Navy – Surface Warfare

- O -

O'Donnell, Heather - '97	1994	
Ogilvie, Jennifer - '94	1991*-92*-93*	Marine Corps – Ground

- P -

Parsons, Kathy - '97	1994*	
Peizek, Ashley - '06	2003-04*-05*-06*	Navy – Aviation
Penley, Jen - '13	2010-11-12	Navy – Surface Warfare
Petrick, Tawny - '90	1987*-88*-89*-90*	Navy – Fleet Support
Phillips, Maggie - '18	2018	Navy – Aviation
Pitcher, Brooke - '13	2010	Navy – Aviation
Pitts, Jasmine - '13	2010*-11	
Pollinger, Kara - '13	2011*-12*-13*-14*	Navy – Aviation
Poblarp, Danielle - '17	2014-15*-16*	Navy – Surface Warfare
Potts, Christina - '19	2016*	
Prout, Nancy - '86	1983*-84*-85*	Navy – Supply Corps

- Q -

Quasebarth, Gretchen - '88	1985*-86*-87*-88*	Navy – Fleet Support
----------------------------	-------------------	----------------------

- R -

Ray, Yolanda - '94	1991*-92*-93*-94*	Marine Corps – Ground
Rayhill, Cathy - '80	1978*-79*-80*	Navy – Fleet Support
Reddick, Jane - '92	1992	Navy – Surface Warfare
Reed, Beth - '10	2009*-10*	Navy – Surface Warfare
Regoli, Beth - '99	1996*-97*-98-99*	Navy – Aviation
Reilly, Sarah - '18	2015*-16*	Navy – Submarines
Rommel, Lois - '97	1994	Navy – Aviation
Reynolds, Lori - '86	1983*-84*-85*-86*	Marine Corps – Ground
Richmond, Rebecca - '16	2013*-14-15	Navy – Aviation
Richmond, Rosalind - '88	1986*-87*-88	Navy – Fleet Support
Roach, Bianca - '16	2016*-17*-18*-19*	Navy - Surface Warfare
Rogers, Nancy - '88	1985-86*-87-88	Marine Corps – Ground
Roseti, Adrienne - '04	2001*-02*-03*-04*	Navy – Surface Warfare
Rudinsky, Sherri - '97	1994*-95	Navy – Medical Corps
Ruester, Diane - '85	1982	

- S -

Salness, Beth - '99	1996	Navy – Surface Warfare
Salow, Kennedy - '18	2015	
Sanders, Molly - '16	2016*-17*-18*	Navy – Aviation
Scango, Kim - '93	1990-91	Navy – Fleet Support
Schiavetta, Nancy - '93	1980*-81*-82*-83*	Navy – Fleet Support
Schiavone, Jessica - '99	1996-97	Navy – Aviation
Schneck, Adria - '97	1994*-95*-96*-97*	Navy – Surface Warfare
Schofield, Samantha - '24	2021*	
Schrader, Mimi - '23	2020*-21*	
Seguin, Jen - '98	1995*-96*-97*	Navy – Aviation
Seider, Caroline - '06	2003-04	Navy – Surface Warfare
Sesbeau, Mary - '82	1979	Navy – Aviation
Sheehan, Grace - '21	2018-19	Navy – Aviation
Shimoda, Maile - '04	2001*-02*-03*-04*	
Sickinger, Lisa - '99	1997-98	Navy – Surface Warfare
Simmler, Sarah - '10	2007	Marine Corps – Ground
Simpson, Christi - '86	1983-84*-85*-86*	Navy – Supply Corps
Skellinger, Joan - '81	1978	Navy – Aviation
Skrel, Lauren - '06	2003-04-05*-06*	Navy – Aviation
Smetana, Debbie - '91	1988-89-90	Navy – Intelligence
Smith, Angela - '83	1980*-81*-82*-83*	Navy – Supply Corps
Smith, Kelly - '98	1995*-96*-97-98	Marine Corps – Ground
Snowberger, Sherri - '99	1980	
Spevacek, Vicki - '98	1995	
Stallings, Sheila - '91	1988-89	Navy – Fleet Support
Stapler, Sue - '80	1978*	Navy – Fleet Support
Steinmetz, Lisa - '03	2000*-01*-02*-03*	Marine Corps – Aviation
Stapleton, Chloe - '15	2012*-13*-14*-15*	Navy – Surface Warfare
Stephan, Mandy - '01	1998*-99*	
Stepien, Kathy - '89	1986-87-88	Navy – Fleet Support
Stewart, Sheree - '81	1978*-79	
Stocker, Carrie - '02	1999	Marine Corps – Ground
Swanda, Sierra - '21	2018-19*-20-21*	Navy – Information Warfare
Swett, Justice - '17	2015*-16*-17*	Navy – Surface Warfare
Sundberg, Sara - '07	2004	

2021-22 NAVY WOMEN'S BASKETBALL

- T -

Taylor, Amanda - '10	2007-08	Navy – Surface Warfare
Taylor, Morgan - '20	2017-18*-19*-20*	Marine Corps - Ground
Terry, Chelsea - '16	2013-14*	Navy – Aviation
Thomas, Cathy - '81	1978	Navy – Surface Warfare
Thompson, Jenny - '98	1995*-96*	
Towle, Wendy - '95	1992	Navy – Oceanography
Trott, Margie - '87	1984*-85*-86*-87*	Navy – Aviation
Turner, Tracy - '86	1983*-84*	

- U -

Ulasewicz, Mary Kate - '20	2017-18*-19*-20*	Marine Corps - Ground
Unger, Haley - '18	2015*-16*	Navy – Surface Warfare

- V -

Vallely, Chrissie - '01	1998-99-00-01*	Marine Corps – Aviation
Vaughn, Whitney - '04	2001	
von Eiff, Janet - '11	2009-10*	Navy – Surface Warfare
Voor, Ruth - '83	1980-81	
Vote, Colleen - '05	2002-03-04	Navy – Surface Warfare

- W -

Waggoner, Megan - '93	1990	Navy – Aviation
Waller, Kristen - '91	1988*-89*-90*-91*	Navy – Supply Corps
Walsh, Kathy - '80	1978*-79*	Navy – Fleet Support
Watts, Sydne - '24	2021*	
Webb, Aja - '15	2012-13	Navy – Surface Warfare
Wells, Kate - '96	1993*-94*-95*	
Wells, Susan - '85	1982	Navy – Aviation
West, Karen - '89	1986*-87*-88*-89*	Navy – Fleet Support
Williams, Laura - '90	1987-88	Navy – Surface Warfare
Williams, Yolanda - '83	1980-81*-82*-83*	Navy – Fleet Support
Williamson, Gennine - '01	1998	
Wilson, Heather - '03	2000*	
Winters, Peyton - '19	2016*	Marine Corps –Ground
Woody, Symone - '13	2010	Navy – Aviation
Workman, Shannon - '88	1985	

- Y -

Yim-Harvin, Mikenzie - '24	2021	
Young, Kellie - '04	2001	Navy – Surface Warfare

- Z -

Zapf, Lauren - '03	2000*-01*-02*	Navy – Surface Warfare
--------------------	---------------	------------------------

* – Years Lettered

Annual Team Captains

1977-78	Kathy Walsh	2000-01	Jennifer Bombinski
1978-79	Cathy Rayhill	2001-02	Kristen Kavanaugh
1979-80	Cathy Rayhill	2002-03	Lisa Steinmetz
1980-81	Bernie Boska, Sheila Fox	2003-04	Courtney Davidson
1981-82	Colleen Cassidy, Lynne Coe	2004-05	Abi Campbell
1982-83	Jean Eberhardt	2005-06	Ashley Pelzek
1983-84	Becky Lewis	2006-07	Kate Hobbs
1984-85	Emily Harman	2007-08	Ali Currier
1985-86	Lori Reynolds	2008-09	No Captain
1986-87	Shelley Laurilla	2009-10	K.C. Gordon
1987-88	Patty LiPoma	2010-11	Angela Myers
1988-89	Karen West	2011-12	Erin Edwards
1989-90	Tawny Petrick	2012-13	Kara Pollinger
1990-91	Kristen Waller	2013-14	Kara Pollinger
1991-92	Angela Dobbs	2014-15	Chloe Stapleton
1992-93	Heather Brand, Kim Drayton	2015-16	Sarita Condie
1993-94	Yolanda Ray	2016-17	Sarita Condie
1994-95	Kate Wells	2017-18	Taylor Dunham
1995-96	Adria Schneck	2018-19	Bianca Roach
1996-97	Becky Dowling	2019-20	Mary Kate Ulasewicz
1997-98	Becky Dowling	2020-21	Sophie Gatzounas
1998-99	Vanessa Melofchik	2021-22	Ciera Hertelendy
1999-00	Erica Hayes		

Lettered as Managers

Bryant, Benjamin - '96	1995-96	Nelson, Brianna - '89	2003
Christy, Allison - '00	1999	Noller, Aaron - '21	2021
Connelly, Agnes - '86	1984-85	Nowlin, Aaron - '17	2017
Dozier, Tai - '18	2018	Plautz, Roni - '89	1988-89
Francisco, Gaby - '09	2006-07-08	Preer, Cassondra - '88	1988
Gillchrist, Maleah - '16	2015	Prout, Nancy - '86	1986
Gueary, Joe - '00	2000	Roberson, Robin - '07	2004
Guevara, Nathalie - '00	2001-02	Slough, Andria - '98	1997-98
Hoffman, Anthonie - '08	2005	Tonnessen, Nicole - '94	1993-94
Jacomet, Rachel - '92	1992	Voor, Ruth - '83	1981-82-83
Huml, Nora - '89	1987	White, Sondra - '81	1978-79-80
Middleton, Taj - '20	2020	White, Stanley - '21	2021
Motherway, Mara - '92	1992	Williams, Toshi - '09	2007

Four-Year Letterwinners

Bauer, Audrey	2011-14	James, Connie	1987-90
Bombinski, Jennifer	1998-01	Jaunich, Laurel	2017-20
Boska, Bernie	1978-81	Kropa, Kalen	2006-09
Brand, Heather	1990-93	Laurilla, Shelley	1984-87
Cassidy, Colleen	1979-82	Lewis, Becky	1981-84
Coe, Lynne	1979-82	Luchsinger, Alison	2001-04
Coffey, Laurie	1996-99	Maslowski, Kate	2001-04
Condie, Sarita	2014-17	Melofchik, Vanessa	1996-99
Consedine, Cassie	2008-11	Membreno, Alix	2011-14
Cordle, Emily	2006-09	Meyer, Carly	2004-07
Cowling, Kim	1991-94	Myers, Angela	2008-11
Dalmau, Tina	1995-98	Petrick, Tawny	1987-90
Davidson, Courtney	2001-04	Pollinger, Kara	2011-14
Dobbs, Angie	1989-92	Quasebarth, Gretchen	1985-88
Dowling, Becky	1995-98	Ray, Yolanda	1991-94
Drayton, Kim	1990-93	Reynolds, Lori	1983-86
Dunham, Taylor	2015-18	Roach, Bianca	2016-19
Eberhardt, Jean	1980-83	Roseti, Adrienne	2001-04
Edwards, Erin	2009-12	Schiavetta, Nancy	1980-83
Fox, Sheila	1979-81	Schneck, Adria	1994-97
Gatzounas, Sophie	2018-21	Shimoda, Maile	2001-04
Geif, Jade	2011-14	Simpson, Christi	1983-86
Groth, Joanne	1995-98	Smith, Angela	1980-83
Hausvik, Jenna	1991-94	Stapleton, Chloe	2012-15
Hayes, Erica	1997-00	Steinmetz, Lisa	2000-03
Hobbs, Kate	2004-07	Trott, Margie	1984-87
Holland, Monica	1986-89	Waller, Kristen	1988-91
Holzhauser, Pauline	1989-92	West, Karen	1986-89

2021-22 NAVY WOMEN'S BASKETBALL

All-Time Uniform Numbers

- 0 -	
Alix Membreno	2011-14
Morgan Taylor	2018-20
- 1 -	
Taylor Dunham	2015-18
Kolbi Green	2019-21
- 2 -	
Aja Webb	2012-13
Sara Jones	2014-16
Jennifer Coleman	2019-21
- 3 -	
Erin Edwards	2010-12
April Bernal	2013
Christina Potts	2016-17
Cayla Hannibal	2018-19
Mikenzie Yim-Harvin	2021
Darryl Langford	2022
- 4 -	
Sheila Fox	1980-81
Diane Reuster	1982
Tracy Turner	1983-84
Patty Corsello	1985
Kelly Harrington	1989
Christie Kastner	2005
Chantel Lavender	2010-12
Danielle Poblarp	2014-16
Victoria Coleman	2018
Mimi Schrader	2020-21
- 5 -	
Lael House	1987
Jenna Hausvik	1991-94
Symone Woody	2010
Veronica Ffrench	2011
Sarita Condie	2014-17
Imani Edmonds	2020-21
- 10 -	
Lee Bricketto	1981
Nancy Prout	1983
Chris Lombardi	1984
Gretchen Quasebarth	1985-88
Pauline Holzhauser	1989-92
Lois Rimmel	1994
Tina Dalmau	1995-98
Hilary Goodrich	1999-00
LaTasha Ford	2003-05
Emily Cordle	2006-09
Megan Matheny	2010-11
Alissa Kain	2012
Sarah Reilly	2015
Laurel Jaunich	2017-20
- 11 -	
Maile Shimoda	2001-04
Ali Currier	2005-08
Janet von Eiff	2009-10
Rebecca Richmond	2013-15
Kaila Clark	2017-18
Sam Schofield	2021

- 12 -	
Colleen Cassidy	1980-82
Christi Simpson	1983-86
Sheila Stallings	1988-89
Tara Caroselli	1991
Sherri Rudinsky	1994
Kelly Smith	1995-98
Marisa Ball	1999-01
Lauren Skrel	2003-06
Candice Canace	2007
Kristin Parker	2012
Peri Curtis	2013-16
Sierra Swanda	2018-21
Savanna Lewis	2022
- 13 -	
Yolanda Ray	1992-94
Lisa Sickinger	1997
Felicia Harris	1998
Kristen Kavanaugh	1999-02
Kalen Kropa	2008-09
Chey Arvin	2010-12
Hannah Fenske	2015-18
Sophie Gatzounas	2019-21
- 14 -	
Linda Bolan	1980-83
Shelley Laurilla	1985-87
Tawny Petrick	1988-90
Yolanda Ray	1991
Penny Arrington	1994
Jen Seguin	1995-97
Jennifer Bombinski	1998-01
Colleen Vote	2002
Adrienne Maesser	2004
Emily Lyren	2008-09
Jasmine Pitts	2010-11
Makeba Ndifang	2015-16
Darryl Langford	2019-20
Morganne Andrews	2021



- 15 -	
Tara Caroselli	1992-93
Kathy Parsons	1994
Shelley Loustaunau	1995
Jessica Groff	1996
Holly Fryburger	1998-00
Catherine Dunn	2001-02
Meredith Addington	2003
Lauren Nelson	2005
Morgan Hill	2007
Cassie Consedine	2008-11
Bianca Roach	2016-19
- 20 -	
Barbara Nester	1980-81
Connie Justice	1982
Lori Reynolds	1983-86
Lorraine Rogers	1987
Carmina Amezcua	1989, 91
Jenny Thompson	1995
Vanessa Melofchik	1996-99
Julian Flacke	2000-03
Carly Meyer	2004-07
Audrey Bauer	2011-14
Maggie Phillips	2018
- 21 -	
Mary Miles	1984
Kristen Waller	1988-91
Anna Blaszczyk	1995
Jennette Duncan	1996
Jessica Schiavone	1997
Mandy Stephan	1998-99
Courtney Davidson	2001-04
K.C. Gordon	2008-10
Jade Geif	2011-14
Justice Swett	2015-17
Jasmine Bishop	2018-20
<i>Retired for Courtney Davidson after end of 2019-20 season</i>	
- 22 -	
Lynne Coe	1980-82
Connie Justice	1983
Nancy Prout	1984-85
Rosalind Richmond	1987-88
Heather Brand	1990, 92-93
Sherri Rudinsky	1995
Lisa Berberich	1995
Holly Fryburger	1997
Beth Regoli	1996, 98-99
Heather Wilson	2000
Shannon Bailey	2002
Adrienne Maesser	2005
Emily Lyren	2006-07
Liz Moten	2009
Destini Henderson	2010
Chloe Stapleton	2012-15
Sarah Reilly	2016
Cailin Duffy	2019-20
Kristina Donza	2021
- 23 -	
Wendy Towle	1992
Leigh Glassman	1993, 95
Jenny Thompson	1996
Lisa Steinmetz	2000-03
Danielle Gross	2004
Angela Myers	2008-11
Sara Sang	2012
Chelsea Terry	2013-14
Molly Sanders	2016-18
Maggie Moore	2020
- 24 -	
Jean Eberhardt	1980-83
Gretchen Dayoub	1984
Rosalind Richmond	1985-86
Tawny Petrick	1987
Lael House	1988-90
Kim Cowling	1991-94
Joanne Groth	1995-98
Lauren Buckendorff	1999-00
Stephanie Hayes	2001-03
Colleen Vote	2004
Whitney Davidson	2006-09
M.L. Morrison	2011-14
Tyra Hughes	2016
Lindsay Llewellyn	2020-21



- 25 -	
Allison Christy	1997
Christie Valley	1999-01
Hannah Davis	2003-04
Meredith Addington	2005-06
Kelly Altschul	2007
Erin Edwards	2009
Jen Penley	2010-12
Ashanti Kennedy	2014-17
- 30 -	
Ruth Voor	1980
Becky Lewis	1981-84
Mary Miles	1985
Kathy Stepien	1986-88
Andrea Anderson	1989-90
Heather Brand	1991
Angie King	1992-93
Kim Jackson	1994
Jen Bryant	1996
Erica Hayes	1997-00
Ashley Pelzek	2003-06
Sarah Simmler	2007
Beth Reed	2009-10
Kennedy Salow	2015
Morgan Taylor	2017
Montana Braxton	2018-20
- 31 -	
Lauren Zapf	2000-02
Danielle Darby	2003-04
Margaret Knap	2006-07
Erin Meador	2012-14
- 32 -	
Angela Smith	1980-83
Mary Miles	1986
Laura Williams	1988
Rachel Jacomet	1989-90
Danielle McNaughton	1991
Becky Dowling	1995-98
Laurie Coffey	1999
Alison Luchsinger	2001-04
Betsy Burnett	2005-07
Morgan Hill	2008-09
Kara Pollinger	2011-14
<i>Retired for Becky Dowling after end of 2013-14 season</i>	

2021-22 NAVY WOMEN'S BASKETBALL

All-Time Uniform Numbers

- 33 -		- 44 -	
Kate Wells	1993-95	Nancy Schiavetta	1980-83
Julie Graham	1996-98	Debbie Livingood	1984
Elaine Jensen	1999-02	Monica Holland	1986
Adrienne Roseti	2004	Laura Williams	1987
Kalen Kropa	2006-07	Kelly Harrington	1990
Brooke Pitcher	2010	Kim Scango	1990-91
Marina Muenster	2015-16	Erin Nickles	1992-93
Sophie Gatzounas	2018	Adria Schneck	1994
Grace Sheehan	2019	Laurie Coffey	1996-98
Kriss Arjukese	2022	Kristin Davidson	2000
		Bryanna Herring	2001-03
		Kate Hobbs	2004-07
- 34 -		- 45 -	
Yolanda Williams	1980-83	Melanie Burkovich	1999
Lorraine Rogers	1985-86	Adrienne Roseti	2001-03
Debbie Smetana	1988-90	Lindi Conner	2005-07
Amy Cleary	1991		
Beth Salness	1996	- 50 -	
Beth Regoli	1997	Sherri Snoberger	1980
Erika Macias	1999	Connie Justice	1981
Abi Campbell	2002-05	Robin Hooker	1982
Amanda Taylor	2008	Kathy Boska	1983
Grace Sheehan	2018	Shelley Laurilla	1984
Sydne Watts	2021	Troye Crickette	1985-86
		Patti LiPoma	1987-88
		Mary Kate Ulasewicz	2017
- 35 -		- 52 -	
Jane Reddick	1992	Beth Gwin	1981-82
Shelly Loustaunau	1993	Chris Lombardi	1983
Lani Hay	1994	Kathy Boska	1984-85
Nyah Garrison	2020	Karen West	1986
		Monica Holland	1987-89
- 40 -		Megan Waggoner	1990
Jody Leisch	1980	Jennifer Ogilvie	1991-93
Patty Merrill	1981	Heather O'Donnell	1994
Susan Wells	1982		
Diane Koczella	1983	- 54 -	
Margie Trott	1984-87	Jody Leisch	1981
Tracy Hansen	1988	Debbie Livingood	1983
Angela Dobbbs	1989-92	Michelle Daley	1985-86
Laura McClelland	1995	Connie James	1987-90
Jessica Schiavone	1996	Erin Nickles	1991
Angela Marino	1997-00	Lisa Berberich	1996
Kate Maslowski	2001-04		
- 41 -		- 55 -	
Adria Schneck	1995-97	Alyce Fernebok	1993-95
Nikki Curtis	2002-05	Lauren Majchrzak	1999
Lauren Nelson	2006-07	Haley Unger	2015-16
Peyton Winters	2016	Mary Kate Ulasewicz	2018-20
- 42 -			
Bernie Boska	1980-81		
Emily Harman	1983-85		
Patty LiPoma	1986		
Karen West	1987-89		
Kim Drayton	1990-93		
Anna Blaszczyk	1994		
Vicki Spevacek	1995		
Bridget Kerwin	1996		
Lauren Majchrzak	1998		
Kristin Bowen	2008-10		
Sam Himlin	2012-13		
Ciera Hertelendy	2019-21		
- 43 -			
Kelly Altschul	2008-10		

2021-22 NAVY WOMEN'S BASKETBALL

All-Time Mids by Home State

- Alabama -	- Iowa -	- Minnesota -	Kalen Kropa 2006-09	- Vermont -
Beth Gwin 1981-82	Kennedy Salow 2015	Lisa Sickinger 1997	Jen Penley 2010-12	Hilary Goodrich 1999-00
	Molly Sanders 2016-18	Kate Maslowski 2001-04	Chloe Stapleton 2012-15	Laurel Jaunich 2017-20
- Arkansas -	- Kansas -	- Mississippi -	- Ohio -	- Virginia -
Kristin Parker 2012	Andrea Anderson 1989-90	Mimi Schrader 2020-21	Lynne Coe 1979-82	Bernie Boska 1978-81
- California -	Lindi Conner 2005-07	- Missouri -	Sheila Stallings 1988-89	Chris Lewis 1978
Debbie Livingood 1983-84	Danielle Poblarp 2014-16	Megan Waggoner 1990	Kim Drayton 1990-93	Anita Flynn 1979
Kelly Harrington 1989-90	- Kentucky -	Beth Salness 1996	Amy Cleary 1991	Emily Harman 1983-85
Jenna Hausvik 1991	Ruth Voor 1980	- Nebraska -	Laura McClelland 1993-95	Christi Simpson 1983-85
Beth Regoli 1996-99	Gretchen Dayoub 1984	Robin Hooker 1982	Kristen Kavanaugh 1999-02	Shelley Laurilla 1984-87
Jen Bryant 1996	- Louisiana -	Diane Reuster 1982	Lisa Steinmetz 2000-03	Gretchen Quasebarth 1985-88
Holly Fryburger 1997-00	Sheree Stewart 1978-79	- Nevada -	Meredith Addington 2003-06	Karen West 1986-89
Elaine Jensen 1999-02	Erica Hayes 1997-00	Joanne Groth 1995-98	Emily Lyren 2006-09	Kristen Waller 1988-91
Maile Shimoda 2001-04	- Maine -	- New Jersey -	Sarah Reilly 2015-16	Tracy Hansen 1988
Lauren Skrel 2003-06	Montana Braxton 2018-20	Yolanda Williams 1980-83	Jasmine Bishop 2018-20	Heather Brand 1990-93
Janet von Eiff 2009-10	- Maryland -	Lee Bricketto 1981	Cailin Duffy 2019-20	Rachel Jacomet 1989-90
April Bernal 2013	Sheila Fox 1978	Nancy Prout 1983	Sam Schofield 2021	Jennifer Ogilvie 1991-93
Peri Curtis 2013-16	Colleen Cassidy 1979-82	Patty Corsello 1985	- Oklahoma -	Kate Wells 1993-95
- Connecticut -	Barbara Nester 1979-81	Debbie Smetana 1988-90	Sue Stapler 1978	Kathy Parsons 1994
Candice Canace 2007	Jean Eberhardt 1980-83	Erin Nickles 1991-93	Shannon Bailey 2002	Jen Seguin 1995-97
Liz Moten 2009	Connie Justice 1981-83	Tara Carouselli 1991-93	Cassie Consedine 2008-11	Vicki Spevacek 1995
Brooke Pitcher 2010	Lori Reynolds 1983-86	Anna Blaszczyk 1994-95	- Pennsylvania -	Mandy Stephan 1998-99
- Colorado -	Margie Trott 1984-87	Vanessa Melofchik 1996-99	Kathy Walsh 1978-79	Marisa Ball 1999-01
Lisa Berberich 1995-96	Mary Miles 1984-86	Kristin Bowen 2008-10	Cindy Bolan 1980-83	Abi Campbell 2002-05
Rebecca Richmond 2013-15	Ros Richmond 1986-88	Chantel Lavender 2010-12	Becky Lewis 1981-84	Hannah Davis 2003-04
- Delaware -	Monica Holland 1986-89	Haley Unger 2015-16	Tracy Turner 1983-84	K.C. Gordon 2008-10
Erin Edwards 2009-12	Angela Dobbs 1989-92	Grace Sheehan 2018-19	Michelle Daley 1985-86	Alissa Kain 2012
Symone Woody 2010	Kim Cowling 1991-94	Kristina Donza 2021	Kathy Stepien 1986-88	Erin Meador 2012-14
- Florida -	Angela King 1992-93	- New Mexico -	Tawny Petrick 1987-90	Chelsea Terry 2013-14
Patty Merrill 1978	Jane Reddick 1992	Sue Keller 1978	Leigh Glassman 1993-95	Ashanti Kennedy 2014-17
Jennifer Bombinski 1998-01	Alyce Fernebok 1993-95	Morgan Hill 2007-09	Adria Schneck 1994-97	Taylor Dunham 2015-18
Danielle Darby 2003-04	Lois R Emmell 1994	Hannah Fenske 2015-18	Bridget Kerwin 1996	Bianca Roach 2016-19
Carly Meyer 2004-07	Jessica Schiavone 1996-97	Savanna Lewis 2022	Lauren Buckendorff 1999-00	Maggie Phillips 2018
Veronica Ffrench 2011	Felicia Harris 1998	- New York -	Courtney Davidson 2001-04	Victoria Coleman 2018
Alix Membreno 2011-14	Kristen Davidson 2000	Cathy Rayhill 1978-80	Kate Hobbs 2004-07	Cayla Hannibal 2018-19
Christina Potts 2016-17	Lauren Zapf 2000-02	Carol Crooker 1978	Whitney Davidson 2006-09	Jennifer Coleman 2019-21
Sierra Swanda 2018-21	Bryanna Herring 2001-03	Nancy Schiavetta 1980-83	Sam Himlin 2012-13	Imani Edmonds 2020-21
- Georgia -	Stephanie Hayes 2001-03	Sherri Snowberger 1980	Sara Jones 2014-16	- Washington -
Angela Smith 1980-83	Nikki Curtis 2002-05	Christine Lombardi 1983-84	Mary Kate Ulasewicz 2017-20	Lael House 1987-90
Troye Crickette 1985-86	LaTasha Ford 2003-05	Laura Williams 1987-88	Nyah Garrison 2020	Wendy Towle 1992
Emily Cordle 2006-09	Danielle Gross 2004	Heather O'Donnell 1994	Maggie Moore 2020	Becky Dowling 1995-98
Morgan Taylor 2017-20	Megan Matheny 2010-11	Laurie Coffey 1996-99	- South Carolina -	Allison Christy 1997
Darryl Langford 2019-20	Makeba Ndifang 2015-16	Jessica Groff 1996	Yolanda Ray 1991-94	- West Virginia -
Sydne Watts 2021	Tyra Hughes 2016	Chrissie Vallely 1999-01	Kim Scango 1991	Lorraine Rogers 1985-87
- Illinois -	Kaila Clark 2017-18	Juliann Flacke 2000-03	Ali Currier 2005-08	Sherri Rudinsky 1994-95
Kim Jackson 1994	Kolbi Green 2019-21	Adrienne Roseti 2001-04	- Tennessee -	Melanie Burkovich 1999
Kelly Smith 1995-98	Lindsay Llewellyn 2020-21	Jasmine Pitts 2010-11	Patty LiPoma 1986-88	Kara Pollinger 2011-14
Angela Mario 1997-00	Kriss Arjukese 2022	- North Carolina -	Justice Swett 2015-17	Sara Sang 2012
Margaret Knap 2006-07	- Massachusetts -	Jenny Thompson 1995-96	- Texas -	Ciera Hertelendy 2019-21
Audrey Bauer 2011-14	Diane Koczella 1983	Heather Wilson 2000	Nancy Prout 1985	Morganne Andrews 2021
Peyton Winters 2016	Tina Dalmau 1995-98	- Michigan -	Shelly Loustaunau 1993-95	- Wisconsin -
- Indiana -	Ashley Pelzek 2003-06	Sue Cowan 1978	Erika Macias 1999	Jody Leisch 1979-80
Connie James 1987-90	Sophie Gatzounas 2018-20	Carmina Amezcua 1989-91	Colleen Vote 2002-04	Danielle McNaughton 1991
Julie Graham 1996-98	- Minnesota -	Amanda Taylor 2008	Lauren Nelson 2005-07	Betsy Burnett 2005-07
Jennette Duncan 1996	Lisa Sickinger 1997	Aja Webb 2012-13	Kelly Altschul 2007-10	- Wyoming -
Beth Reed 2009-10	Kate Maslowski 2001-04		Angela Myers 2008-11	Susan Wells 1982
Chey Arvin 2010-12	Jade Geif 2011-14		Destini Henderson 2010	Alison Luchsinger 2001-04
	Mimi Schrader 2020-21		M.L. Morrison 2011-14	Note: ... Reflects the home state of the players at the time of their arrival at the Naval Academy.
			Marina Muenster 2015-16	

2021-22 NAVY WOMEN'S BASKETBALL

Patriot League

Now in its fourth decade as an all-sport conference combining academic and athletic excellence, the Patriot League sponsors championships in 24 men and women's sports. Initially started as an NCAA Division I-AA football conference in 1986, the Patriot League became an all-sport conference in 1990 and includes American, Army West Point, Boston University, Bucknell, Colgate, Holy Cross, Lafayette, Lehigh, Loyola Maryland and Navy as full members, and Fordham, Georgetown, MIT and Richmond as associate members. These institutions are among the oldest and most prestigious in the nation and their alumni have and continue to play leadership roles in shaping our country.

The Patriot League's mission is simple: to provide successful competitive athletic experiences while maintaining high academic standards, and to prepare its student-athletes to be leaders in society. During the 2020-21 academic year, Patriot League student-athletes and teams accomplished the following:

- **Navy** won the Patriot League Presidents' Cup for the seventh-straight time and eighth in the last nine times it has been presented (no award for 2019-20) following the 2020-21 academic year. Army West Point won the men's race, while Boston University topped the women's standings.
- The League's 95 percent graduation success rate (GSR) is the second-best mark in the nation, finishing in the top three in each year since the rating has been released in 2013. All 10 member schools were at 91 percent or higher, each exceeding the record-high national GSR of 90 percent. In addition, the League's 87 percent Federal Graduation Rate (FGR) places it as the national leader for the eighth-consecutive year.
- 17 student-athletes earned CoSIDA Academic All-America recognition including first-team accolades for Bucknell's Rick Mottram (Football), and **Navy's Sean Casey (Men's Track & Field), Thomas Johnstone (Men's Track and Field), Micah Oh (Men's Swimming & Diving) and Victoria Tran (Women's Soccer)**. Second-team honorees include Fordham's Ryan Greenhagen (Football), Lehigh's Mason Black (Baseball) and Conor Gaffney (Men's Lacrosse), Loyola Maryland's Elli Kluegel (Women's Lacrosse) and **Navy's Christian Daniel (Men's Lacrosse), Matt Nocita (Men's Soccer) and Andrew Ton (Men's Tennis)**. Third-team honorees include Bucknell's Matt Thorsheim (Men's Soccer) and **Navy's Cam Davis (Men's Basketball), Caroline Kwon (Women's Lacrosse), Zach Stevens (Baseball) and Nicole Victory (Women's Lacrosse)**. Of the 17 student-athletes who earned CoSIDA Academic All-America honors from the Patriot League, 11 were Midshipmen.
- 47 Patriot League student-athletes received Google Cloud/CoSIDA Academic All-District recognition.
- There were a Patriot League record 3,739 student-athletes named to the Patriot League Academic Honor Roll in 2020-21, the second-highest total in League history and the fourth consecutive year the League has topped 3,000 honorees.
- Two Patriot League student-athletes were recognized among the 2020-21 Senior CLASS Award finalists with Lehigh's Teddy Leggett (Men's Lacrosse) receiving Senior CLASS Award Second Team honors in men's lacrosse and **Navy's Cam Davis (Men's Basketball)** claiming Senior CLASS Award Second Team honors in men's basketball.
- Three Patriot League baseball student-athletes were selected in the Major League Baseball (MLB) Draft, including Lehigh's Mason Black and Matt Svanson and **Navy's Charlie Connolly**.
- Nine Patriot League student-athletes and coaches will compete during the 2020 Tokyo Olympics and Paralympics. Olympians include Boston University's Julimar Avila (Honduras, women's swimming) and Anna Weis (USA, sailing), former Bucknell softball head coach Joey Lye (Canada, softball), MIT's Veronica Toro (Puerto Rico, women's rowing) and **Navy's Regine Tugade-Watson (Guam, women's track and field)**. Bucknell's Rayven Sample (USA, men's track and field), Loyola Maryland's McKenzie Coan (USA, women's swimming) and McClain Hermes (USA, women's swimming) and **Navy's Brad Snyder (USA, swimming)** will all compete in the Paralympics.
- Loyola Maryland's Elli Kluegel (Women's Lacrosse) and **Navy's Micah Oh (Men's Swimming & Diving)** were named the Patriot League Female and Male Scholar-Athlete of the Year honorees, respectively, for the 2020-21 academic year.
- In 2019-20, the Patriot League had 92 Patriot League teams (47 percent of League teams) earned NCAA Public Recognition Awards for ranking in the top 10 percent of their sport in Academic Progress Rate (APR), with 80 squads earning perfect scores. In addition, The Patriot League ranked second among all conferences in Public Recognition Awards, and also placing second for the highest percentage of teams earning the honor at 47 percent. **Navy** had eight of the 92 teams to earn top 10 percent standing and seven of the 80 that earned perfect scores.
- Over the last 10 years **Navy** has won 71 Patriot League team championships, more than twice as many as the next closest school (Boston U., 29).



2021-22 NAVY WOMEN'S BASKETBALL

Alumni Hall

ALUMNI HALL INFORMATION

Construction Began – Dec. 1987

Cornerstone – Sept. 1988

Dedicated – Oct. 1991

Multi-Purpose Seating – 6,500

Basketball Seating – 5,710

First Navy Women's Basketball Game – Jan. 11, 1992 — Navy 70, Bucknell 68

Overall Cost of Construction – \$30 million

Department of the Navy – \$13 million

Naval Academy Athletic Assoc. – \$1 million

The United Service Organization (USO) – provided a \$500,000 lead gift to honor the legendary entertainer, Bob Hope




BUILDING FEATURES

- ☆ The hall has two exterior, landscaped memorial plazas donated by the classes of 1942, '58 and '59.
- ☆ All seats in the facility are dedicated to the memory of individuals who have committed themselves to the cause of freedom.
- ☆ The approximately 40 rooms in the building have plaques dedicated to individuals and organizations who have supported our country and the Naval Academy.
- ☆ A wall is reserved by the Pearl Harbor Survivors Association to commemorate those who were killed during the attack on Pearl Harbor.
- ☆ One concourse was dedicated to Lt. Lloyd Garnett and his shipmates on the USS Samuel B Roberts (DE 413) who earned their ship the reputation as the "destroyer escort that fought like a battleship" in Leyte Gulf.
- ☆ A music room was named for Lt. Mark Lange, Class of 1979, whose plane was shot down over Lebanon in Dec. 1983. Residents from Lange's hometown of Detroit and the surrounding areas funded the room.
- ☆ The four-sided video board used to display live game action and statistics was added over center court in December of 2006.

DAVE SMALLEY COURT

- ☆ The playing court at Alumni Hall was dedicated as Dave Smalley Court, who has been associated with the Academy as a player, coach, physical education professor and administrator for more than 50 years, during ceremonies held January 7, 2006.
- ☆ Smalley served as the head coach of Navy's men's basketball team from 1966-76, compiling a 94-130 record.
- ☆ In 1976, Smalley was asked to lay the groundwork for a women's basketball program. His first season leading the women, competing at the junior varsity level, he led the Mids to a 10-1 record and won the Maryland AIAW state championship for small colleges. The program achieved varsity status in 1977, and he guided the Midshipmen to a 12-year combined record of 179-119 that featured 10 winning seasons. Smalley's teams recorded back-to-back 18-win seasons in 1981-82 and 1982-83, and the 1986-87 team finished 18-8 and captured the ECAC South Division II Championship.
- ☆ Smalley passed away in the spring of 2007.



2021-22 NAVY WOMEN'S BASKETBALL

Media Photo Roster



Kolbi Green
G • 5-4 • Sr.
Baltimore, Md.

1




Jennifer Coleman
G • 5-9 • Sr.
Richmond, Va.

2




Darryl Langford
G/F • 5-10 • Sr.
Fayetteville, Ga.

3




Mimi Schrader
G • 5-9 • Jr.
Plymouth, Minn.

4



Imani Edmonds
G • 5-8 • Jr.
Hopewell, Va.

5




Sam Schofield
G • 5-9 • So.
Maumee, Ohio

11




Savanna Lewis
F • 6-1 • Fr.
Los Lunas, N.M.

12




Morganne Andrews
F • 6-1 • So.
Martinsburg, W.Va.

14



Kristina Donza
G • 5-9 • So.
Jackson, N.J.

22




Lindsay Llewellyn
F • 5-10 • Jr.
North East, Md.

24



Kriss Arjukese
G/F • 6-0 • Fr.
Germantown, Md.

33



Sydne Watts
G/F • 6-0 • So.
Canton, Ga.

34



Ciera Hertelendy
F • 6-0 • Sr.
Inwood, W.Va.

42



Tim Taylor
Head Coach • Second Season
James Madison '89



Jimmy Colloton
Associate Head Coach • Eighth Season
Wittenberg '11



Kevin Leatherwood
Assistant Coach • Second Season
Carson-Newman '14



Marlena Tremba
Assistant Coach • Second Season
William & Mary '17



Lauren Hayden
Assistant Coach • First Season
University of New England '16



WWW.NAVYSPORTS.COM
#GONAVY

