

2019 NAVY BASEBALL MEDIA GUIDE



2019 NAVY BASEBALL

Table of Contents

Quick Facts/Schedule.....	1
Roster.....	2
Coaching Staff.....	3-7
Season Preview.....	8-9
Midshipmen Bios.....	10-37
2018 Review, Results and Statistics.....	38-44
Individual Hitting and Pitching Records.....	45-52
Team Records.....	53-55
Year-by-Year Records.....	56
Coaching History.....	57
All-Time Army-Navy Series.....	57
Patriot League Tournament History.....	58
NCAA Tournament History.....	59
All-Time Series Records.....	60
Year-by-Year Results.....	61-71
MLB Draft Picks / National Honors.....	72-73
All-Time Honors.....	74-75
All-Time Letterwinners.....	76-78
Navy in the Community.....	79
The Patriot League.....	80

Naval Academy Quick Facts

Location.....	Annapolis, Md.
Founded.....	October 10, 1845
Enrollment.....	4,400
Nickname.....	Midshipmen, Mids
Colors.....	Navy Blue and Gold
Superintendent.....	Vice Adm. Ted Carter, USN
Commandant.....	Capt. Robert Chadwick II, USN
Director of Athletics.....	Chet Gladchuk
Athletics Website.....	NavySports.com
Athletics Twitter.....	@NavyAthletics
Academy Website.....	USNA.edu

Navy Baseball Quick Facts

Conference.....	Patriot League
Home Field.....	Terwilliger Brothers Field at Max Bishop Stadium (1,500)
Playing Surface.....	FieldTurf
Dimensions (L-R).....	318'-388'-390'-370'-300'
Fence Height (L-R).....	10'-8'-8'-8'-8'
Years of Navy Baseball (First).....	124th (1893)
All-Time Record.....	1,963-1,305-38 (.600)
NCAA Appearances (Last).....	10 (2016)
First Year in Patriot League.....	1993
All-Time Patriot League Record.....	311-216 (.590)
Patriot League Tournament Titles (Last).....	7 (2016)
Patriot League Regular-Season Titles (Last).....	10 (2018)
Letterwinners Returning/Lost.....	17/11

Coaching/Support Staff

Head Coach.....	Paul Kostacopoulos
Alma Mater.....	Providence '87
Season at Navy/Season as head coach.....	14/30
Record at Navy.....	411-287-5 (.588)
Career Record.....	915-619-7 (.595)
Assistant Coach.....	Jeff Kane
Alma Mater.....	Clemson '01
Season at Navy.....	Fifth
Assistant Coach.....	Bobby Applegate
Alma Mater.....	Southern Colorado '96
Season at Navy.....	Fifth
Volunteer Assistant Coach.....	Casey Leister
Alma Mater.....	Shepherd '14
Season at Navy.....	First
Baseball Office Fax.....	410-293-5436
Faculty Representative.....	CDR Stuart Blair, USN
Officer Representative.....	Capt. Nick Martino, USMC
Baseball Administrator.....	Eric Ruden
Athletic Trainer.....	Gretchen Benz
Strength Coach.....	Mike Brass
Equipment Manager.....	Nicholas Vogt
Marketing.....	Alex Toltzis
Baseball SID Contact.....	David Gerhart
Email.....	gerhart@usna.edu
Office Phone.....	410-293-8787
Press Box Phone.....	410-293-5430
Office Fax.....	410-293-8954

Sports Information Mailing Address

Ricketts Hall
566 Brownson Rd.
Annapolis, MD 21402

2019 Schedule

February

15	vs. Gardner-Webb [1]	4 p.m.
16	vs. Gardner-Webb [1]	2 p.m.
17	vs. Gardner-Webb [1]	1 p.m.
20	Delaware State	2 p.m.
22	vs. Air Force [2]	6 p.m.
23	vs. Air Force [2]	2 p.m.
24	vs. Air Force [2]	1 p.m.
27	Coppin State	2 p.m.

March

1	Central Connecticut State	2 p.m.
2	UMass	2 p.m.
3	Central Connecticut State	2 p.m.
5	at Delaware State	2 p.m.
6	UMBC	2 p.m.
9	Cornell (DH)	11 a.m.
10	Cornell	Noon
12	at Villanova	3:30 p.m.
13	Villanova	3 p.m.
16	Bucknell * (DH)	Noon
17	Bucknell * (DH)	Noon
20	Mount St. Mary's	3 p.m.
23	at Holy Cross * (DH)	1 p.m.
24	at Army * (DH)	1 p.m.
27	at Georgetown	4 p.m.
30	at Lafayette * (DH)	Noon
31	at Lafayette *	1 p.m.

April

2	Coppin State	3 p.m.
3	at UMBC	6 p.m.
6	Holy Cross * (DH)	2 p.m.
7	Holy Cross *	1 p.m.
10	at Mount St. Mary's	3:30 p.m.
13	at Lehigh * (DH)	Noon
14	at Lehigh *	Noon
16	Georgetown	5 p.m.
17	at Bucknell	3:30 p.m.
20	Army * (DH)	3 p.m.
21	Army *	12:30 p.m.
24	at George Mason	3 p.m.
27	Lehigh * (DH)	1 p.m.
28	Lafayette * (DH)	1 p.m.

May

4	at Longwood	5 p.m.
5	at Longwood (DH)	Noon
10-12	Patriot League Semifinals [3]	TBA
17-19	Patriot League Finals [3]	TBA
31	NCAA Regionals [4]	TBA

June

1-3	NCAA Regionals [4]	TBA
7-9	NCAA Super Regionals [5]	TBA
15-26	College World Series [6]	TBA

* Patriot League game

[1] at Shelby, N.C. [2] at Kinston, N.C.

[3] at higher seeded league school

[4] at regional sites [5] at super regional sites

[6] TD Ameritrade Park, Omaha, Neb.

All home games played at Terwilliger Brothers Field at Max Bishop Stadium

All times Eastern and subject to change

The 2019 Navy baseball media guide is a production of the Navy Sports Information office. The guide was written, designed and edited by Sports Information Intern David Gerhart. Cover designs and layout assistance provided by Director of Publications Mark Leddy. Photographs were provided by Phil Hoffmann, Kit Carlson, Andrew Shurtleff, Danny Wild, Debbie Latta, Alex Lumb, Bert Hindman, Kyle Parkinson, Scott Paulus (Milwaukee Brewers), Danville Braves, Rick Nelson & Priscilla Ruiz (Bluefield Blue Jays) and the Naval Academy archives.

2019 NAVY BASEBALL

2019 Navy Baseball Roster

No.	Name	Cl.	Pos.	Ht.	Wt.	B/T	Hometown/High School	No.	Name	Pos.
1	Matt Wolff	Fr.	UTL	6-2	205	R/R	Fishers, Ind. / Fishers	3	Ahn, Aaron	IF
2	Zach Biggers	Jr.	IF	5-9	170	R/R	Walhalla, S.C. / Walhalla	32	Ayers, Wilson	LHP
3	Aaron Ahn	So.	IF	6-2	210	R/R	Marlboro, N.J. / Red Bank Catholic	23	Baker, Dalton	RHP
4	Joe Simourian	Fr.	OF	5-9	165	L/L	Andover, Mass. / Phillips Academy	2	Biggers, Zach	IF
5	Jack Ferguson	So.	LHP	5-11	170	L/L	Atlanta, Ga. / North Atlanta	31	Braithwaite, Trey	RHP
6	Stephen Thompson	So.	IF	6-0	185	R/R	Rock Hill, S.C. / South Pointe	55	Connolly, Charlie	RHP
7	Michael Coritz	Jr.	IF	5-9	160	R/R	Clifton, Va. / Paul VI Catholic	7	Coritz, Michael	IF
8	Matthew Wilcox	Sr.	IF	6-2	175	R/R	Los Gatos, Calif. / Los Gatos	19	Cossetti, Anthony	OF
9	Kyle Stewart	Sr.	1B	6-0	205	R/R	Ladera Ranch, Calif. / JSerra Catholic	18	Duffey, Ryan	OF
10	Jackson Zoch	Sr.	RHP	6-1	180	R/R	San Juan Capistrano, Calif. / Dana Hills	5	Ferguson, Jack	LHP
11	Evan Lowery	Jr.	OF	6-3	205	L/L	Williamsburg, Va. / Jamestown	14	Gates, Dominique	OF
13	Jake Wilson	Fr.	C	6-0	190	R/R	Virginia Beach, Va. / Bayside	24	Goodridge, Tommy	RHP
14	Dominique Gates	Fr.	OF	5-10	175	R/R	Seattle, Wash. / O'Dea	29	Graham, Thomas	IF
16	Dalton Jackson	Fr.	OF/1B	6-0	200	R/R	Chesapeake, Va. / Mercersburg Academy	34	Grossi, Sante	RHP
17	Zach Stevens	Fr.	1B	6-2	220	R/R	Lexington, Mass. / IMG Academy	33	Hodge, Christian	1B/C
18	Ryan Duffey	So.	OF	6-2	185	R/R	Duxbury, Mass. / Noble and Greenough	16	Jackson, Dalton	OF/1B
19	Anthony Cossetti	Fr.	OF	5-10	170	L/R	Eagleview, Pa. / La Salle	30	Jones, Colin	LHP
20	Noah Song	Sr.	RHP	6-4	200	R/R	Claremont, Calif. / Claremont	51	Leins, Jared	RHP
21	Liam Lowery	Sr.	OF	6-1	205	L/R	Williamsburg, Va. / Jamestown	11	Lowery, Evan	OF
22	Jacob Williamson	Jr.	IF	6-1	205	R/R	Sims, N.C. / James Hunt	21	Lowery, Liam	OF
23	Dalton Baker	Fr.	RHP	6-4	210	L/R	Sebring, Fla. / Sebring	38	Murray, Jack	RHP
24	Tommy Goodridge	So.	RHP	5-11	180	R/R	San Diego, Calif. / St. Augustine	26	Policelli, Christian	C
26	Christian Policelli	Fr.	C	6-0	195	R/R	Walkersville, Md. / Walkersville	36	Quinn, Kyle	RHP
27	Brandon Yu	So.	RHP	6-1	170	R/R	Perry Hall, Md. / Perry Hall	4	Simourian, Joe	OF
28	Trent Topping	Fr.	RHP	6-3	195	R/R	Temecula, Calif. / Mercersburg Academy	20	Song, Noah	RHP
29	Thomas Graham	Fr.	IF	5-11	175	R/R	Mountain Brook, Ala. / Mountain Brook	17	Stevens, Zach	1B
30	Colin Jones	Fr.	LHP	6-5	200	L/L	Collierville, Tenn. / Evangelical Christian	9	Stewart, Kyle	1B
31	Trey Braithwaite	So.	RHP	6-3	210	R/R	Winchester, Va. / Millbrook	37	Taeschner, Colin	RHP
32	Wilson Ayers	Fr.	LHP	5-9	185	L/L	Ashburn, Va. / Briar Woods	6	Thompson, Stephen	IF
33	Christian Hodge	Sr.	1B/C	6-0	210	R/R	Winder, Ga. / Winder-Barrow	28	Topping, Trent	RHP
34	Sante Grossi	So.	RHP	5-11	195	R/R	Riverside, Calif. / Martin Luther King	8	Wilcox, Matthew	IF
36	Kyle Quinn	Fr.	RHP	6-3	200	R/R	Mesquite, Texas / John D. Horn	22	Williamson, Jacob	IF
37	Colin Taeschner	Fr.	RHP	6-3	190	L/R	Port Republic, Md. / St. Mary's	13	Wilson, Jake	C
38	Jack Murray	Fr.	RHP	6-3	180	S/R	Santa Rosa, Calif. / Cardinal Newman	1	Wolff, Matt	UTL
51	Jared Leins	So.	RHP	6-6	210	R/R	Raleigh, N.C. / Leesville Road	27	Yu, Brandon	RHP
55	Charlie Connolly	So.	RHP	6-4	225	R/R	Wayne, Pa. / Radnor	10	Zoch, Jackson	RHP

Coaching Staff

- 15 Paul Kostacopoulos - Head Coach (14th season, Providence '87)
- 39 Jeff Kane - Assistant Coach (Fifth season, Clemson '01)
- 25 Bobby Applegate - Assistant Coach (Fifth season, Southern Colorado '96)
- 12 Casey Leister - Volunteer Assistant Coach (First season, Shepherd '14)
- Thomas Williams - Student Manager

Pronunciations

Coritz	core-RITZ
Cossetti	kos-set-ee
Kostacopoulos	kah-STAH-cop-ah-IUSS
Sante Grossi	sahn-TEE / GRO-see
Leins	lines
Policelli	pol-i-cell-ee
Simourian	sih-MORE-ian
Taeschner	tay-sh-NER
Zoch	ZOCK (like Sock)

Roster Breakdown

Seniors (6)	Juniors (4)	Sophomores (10)	Freshmen (16)
8 Matthew Wilcox	2 Zach Biggers	3 Aaron Ahn	1 Matt Wolff
9 Kyle Stewart	7 Michael Coritz	5 Jack Ferguson	4 Joe Simourian
10 Jackson Zoch	11 Evan Lowery	6 Stephen Thompson	13 Jake Wilson
20 Noah Song	22 Jacob Williamson	18 Ryan Duffey	14 Dominique Gates
21 Liam Lowery		24 Tommy Goodridge	16 Dalton Jackson
33 Christian Hodge		27 Brandon Yu	17 Zach Stevens
		31 Trey Braithwaite	19 Anthony Cossetti
		34 Sante Grossi	23 Dalton Baker
		51 Jared Leins	26 Christian Policelli
		55 Charlie Connolly	28 Trent Topping
			29 Thomas Graham
			30 Colin Jones
			32 Wilson Ayers
			36 Kyle Quinn
			37 Colin Taeschner
			38 Jack Murray



Paul Kostacopoulos

Head Coach | Providence (1987)

14th Year at Navy

29th Year Overall

411-287-5 (.588)

915-619-7 (.595)

In 13 seasons as head coach of the Navy baseball team, Kostacopoulos has become the program's second-winningest head coach with 411 victories in Annapolis. After passing Max Bishop (306) on March 20, 2016 with a 7-3 victory over NJIT, he now trails just Joe Duff (595) in the all-time coaching standings.

In nine of his 13 seasons, the Mids have won at least 30 games; marking the first time that the program has accomplished the feat. In 2016, Kostacopoulos' Midshipmen squad won a school record 43 games, the most-ever for a Naval Academy athletic team. For those within the college baseball ranks, this type of success should not come as a surprise as it has been synonymous with Kostacopoulos throughout his career.

Kostacopoulos became the 19th active NCAA Division I head coach to reach the 900-win plateau as he achieved the mark in April of 2018. Through 29 years as a collegiate head coach, he has an all-time record of 915-619-7 (.596). He has won more than 30 games 18 times during his career and boasted a winning percentage of .500 or better 23 times in his career. The Middletown, Conn., native guided the Midshipmen to three-consecutive 30-win seasons from 2006-08 - a first in program history. In fact, prior to his arrival, Navy had posted three 30-win campaigns in the program's first 109 years. Kostacopoulos and the Mids are currently on a four-year run of 30-plus wins (2015-pres.).

Under his watch, Navy has had eight selections in the MLB First-Year Player Draft since 2007. Most recently, starting pitcher Luke Gillingham was selected in the 37th round by the Toronto Blue Jays in the 2016 draft. Prior to Gillingham in 2015, starting pitcher Stephen Moore set a program record as the highest chosen player from the Naval Academy in the MLB Draft as the right-hander went No. 300 to the Atlanta Braves in the 10th round. 2012 draftee Alex Azor held the previous mark as Azor was selected by the Toronto Blue Jays in the 10th round (No. 325 overall). In that same draft, pitcher Preston Gainey

was taken in the 11th round (No. 365 overall) by the Milwaukee Brewers.

The selection of Azor and Gainey marked the third time Navy had two draft picks in the same year. Pitchers Mitch Harris (13th round, St. Louis) and Oliver Drake (43rd round, Baltimore) were both selected in 2008, and prior to that in 2007, Harris (24th round, Atlanta) and catcher Jonathan Johnston (42nd round, Oakland) became the first Navy duo selected in school history.

In April of 2015, Harris became the first Naval Academy graduate since 1921 to reach the Major Leagues as he joined the St. Louis Cardinals in a bullpen role. The 2008 grad, posted a 2-1 record and 3.67 ERA in his debut season.

Before Harris, Kostacopoulos had coached several players that went on to play in the professional ranks, including former MLB infielders John McDonald and Lou Merloni.

Top-Five Navy Coaches By Wins

	Years	Tenure	Overall Record
Joe Duff	32	1962-93	595-332-11 (.645)
Paul Kostacopoulos	13	2006-pr.	411-287-5 (.588)
Max Bishop	24	1938-61	306-145-8 (.675)
Bob MacDonald	7	1994-00	178-152-3 (.539)
Steve Whitmyer	5	2001-05	91-143-2 (.390)

Navy's 2018 season saw Kostacopoulos lead the Mids to a 38-16 record and the fourth straight regular season championship as they went 18-7 in league play to tie with Army in the standings (Navy earned the No. 1 seed due to a 3-2 season series split). 38 wins is the second-most victories in a single-season by a Navy ball club. After defeating Holy Cross in the first round of the Patriot League postseason tournament, Navy was knocked in the finals by Army. Regarding postseason accolades, Kostacopoulos was named the 2018 Patriot League Coach of the Year, while Zach Biggers earned recognition as the Patriot League Defensive Player of the Year. In total, eight Mids were selected to All-Patriot League teams with six honorees on the first team and two more on the second team. In the end-of-the-year DI national rankings, Navy recorded seven top-25 standings with No. 4 triples (24), No. 8 ERA (3.10), No. 9 shutouts (7), No. 12 winning percentage (.704), No. 16 fielding percentage (.978), No. 19 doubles (124), No. 20 WHIP (1.26).

2017 saw the Mids once again rise to the top of the Patriot League as the team finished in first place with a 16-4 league mark. Overall, the Mids went 37-15 in 2017. Under Kostacopoulos' direction, Navy became the first Patriot League program to win the regular season title outright in three consecutive seasons. To put an exclamation point on the Mids' dominance in 2017, the team finished first by four games over second-place Holy Cross (12-8). The regular season title gave Navy its seventh straight bid to the Patriot League postseason tournament. The Mids were felled by the Bucknell Bison in the semifinals, 2-0. Individually, Navy players earned a host of postseason accolades as Travis Blue and Kyle Condry were named the Patriot League Player and Pitcher

Year-by-Year Record

Year	School	W	L	T	Pct.
1990	Providence	27	21	0	.563
1991	Providence	35	16	1	.683
1992	Providence	29	23	0	.558
1993	Providence	21	24	0	.467
1994	Providence	32	21	0	.604
1995	Providence	44	15	0	.746
1996	Providence	32	17	1	.650
Total at Providence (7 Years)		220	137	2	.616
1997	Maine	24	27	0	.471
1998	Maine	24	26	0	.480
1999	Maine	28	28	0	.500
2000	Maine	25	24	0	.510
2001	Maine	36	15	0	.706
2002	Maine	40	17	0	.702
2003	Maine	38	18	0	.679
2004	Maine	34	21	0	.618
2005	Maine	35	19	0	.648
Total at Maine (9 Years)		284	195	0	.593
2006	Navy	32	21	1	.602
2007	Navy	35	20	0	.636
2008	Navy	32	25	1	.560
2009	Navy	20	26	1	.436
2010	Navy	30	21	0	.588
2011	Navy	33	25	1	.585
2012	Navy	23	29	0	.442
2013	Navy	28	23	0	.549
2014	Navy	23	28	0	.451
2015	Navy	37	20	0	.649
2016	Navy	43	16	1	.725
2017	Navy	37	17	0	.685
2018	Navy	38	16	0	.704
at Navy (13 Years)		411	287	5	.588
Career (29 Years)		915	619	7	.595

Career Honors & Highlights

- NCAA Tournament appearances: 1992, 1995, 2002, 2005, 2011, 2016
- Patriot League Champions: 2011, 2016
- Patriot League Coach of the Year: 2011, 2015, 2016, 2018
- America East Champions: 2002, 2005
- America East Coach of the Year: 1997, 2001
- Big East Champions: 1992
- Big East Coach of the Year: 1995
- New England Coach of the Year: 1995, 2001
- ABCA Northeast Coach of the Year: 1992, 1995
- Maine Baseball Hall of Fame: 2014

of the Year, respectively. In total, Navy had seven players earn All-Patriot League honors (5-1st team, 2-2nd team). Blue also went on to earn All-ECAC and ABCA All-East honors. Kostacopoulos' freshmen class also generated national notoriety as 3B Jacob Williamson and 2B/OF Zach Biggers were selected to the Louisville Slugger Freshman All-American team. The duo became just the ninth and 10th players in program history to each such an honor. Statistically, Navy had both a 13-game winning streak (April 5 - April 22) and an 11-game streak (March 8 - March 24) during the year. The 13-game streak is third-longest in program history and was seventh-longest in the NCAA DI in 2017. The Mids finished top-50 in five NCAA categories: triples (8th-25), winning percentage (23rd-685), batting average (35th-.297), pitching walks allowed/9 ratio (38th-3.14) and scoring average (39th-



2019 NAVY BASEBALL

Coaching Staff

6.8).

The 2016 season saw Kostacopoulos spearhead Navy's squad into a spot in the NCAA Tournament. After winning both the Patriot League regular season title with a 15-5 mark and the postseason title with a dramatic three-game tilt versus Holy Cross in the conference finals, the Mids were NCAA Tournament bound for the first time since 2011. The fourth-seed in the Raleigh Regional, the 2016 team secured just the fifth all-time NCAA Tournament victory in program history with an 8-5 victory over Saint Mary's in 13 innings. Kostacopoulos repeated as the Patriot League Coach of the Year and

Milestone Wins for Kostacopoulos			
	Date	Opponent	Score
1.	March 10, 1990	at Atlantic Christian (Barton College)	7-5
50.	April 14, 1991	Villanova	11-9
100.	April 13, 1993	Bentley	8-6
200.	March 26, 1996	Holy Cross	9-1
300.	March 24, 2000	at Monmouth	7-1
400.	March 9, 2003	vs. Hartford	12-2
500.	May 21, 2005	Binghamton	6-5
600.	April 29, 2008	at Delaware State	17-5
700.	April 8, 2012	at Bucknell	3-2
800.	February 21, 2016	at North Carolina A&T	11-4
900.	April 14, 2018	Lehigh	2-1

saw two members of his starting pitching staff, Luke Gillingham and Noah Song, garner Patriot League Pitcher and Rookie of the Year nods, as well. In total, seven Mids were recognized with All-Patriot League honors, six on the first team and one on the second. Additionally, both Gillingham and Song were honored on a national level with a pair of All-American accolades going to Gillingham and a pair of Freshmen All-Americans nods to Song. Statistically, Navy finished top-50 in 10 NCAA categories with shutouts thrown (second), triples (four), winning percentage (10th) and ERA (19th) leading the way.

In Kostacopoulos' 10th season in Annapolis in 2015, he led Navy to its fifth consecutive Patriot League tournament appearance with a league-best 13-7 record and an overall mark of 37-20. Led by a pair of All-Americans in second-teamer LHP Luke Gillingham and third-teamer OF Sean Trent, the 2015 team set the program record for most victories in a season. In addition to their All-American honors, the duo plus Kostacopoulos swept the major Patriot League awards with the Player, Pitcher and Coach of the Year honors all coming home to Annapolis. Statistically, the Mids finished top-50 in 10 NCAA categories, including triples (first), shutouts (12th), ERA (21st) and winning percentage (36th). The Mids 36 triples and 464 strikeouts by its pitchers are both school records.

In 2014, Kostacopoulos led Navy to its fourth consecutive Patriot League tournament appearance. His Class of 2014 was the first since 2003 to qualify for the league tournament in all four years. An extremely young squad with 22 sophomores or freshmen, Kostacopoulos led the Mids from an 0-4 opening Patriot League weekend to the fourth seed in the end-of-the-year tournament. Also during the 2014 campaign, Navy swept the top Patriot League Honors as Kash Manzelli '14 and Anthony Parenti '15 were named Player and Pitcher of the Year, respectively. The pair of honors were swept by Mids for the first time since 1998.

During the summer of 2014, Kostacopoulos was inducted into the Maine Baseball Hall of Fame.

In 2013, Kostacopoulos led Navy to its third consecutive Patriot League tournament appearance after finishing second in the regular season. In 2011, he led Navy to the both the Patriot League regular season and tournament championships as the Mids earned an automatic bid to the NCAA Tournament. Kostacopoulos was named Patriot League Coach of the Year and a total of six Mids were named to the All-Patriot League Teams.

The 2011 NCAA Tournament appearance was the fifth of Kostacopoulos' career as he previously guided Providence (1992, '95) and Maine (2002, '05) to the postseason. The Mids' 33 wins marked the fourth-highest total in program history, while their runs (358) and hits (530) were both good for second on Navy's all-time list.

In 2010, Kostacopoulos led Navy to its fourth 30-win season in the last five years, and seventh in academy history. Kostacopoulos helped guide the 2010 senior class to a total of 117 victories - the most by any class in program history. As a team in 2010, Kostacopoulos helped the Mids to top-10 marks in program history in several offensive categories, including: batting average (.314, seventh), runs (328, fifth), hits (522, third) and RBIs (298, fourth).

In 2009, despite being plagued with several preseason injuries and having the youngest team in the Patriot League, Navy still won 20 games, hit 30-plus home runs in back-to-back seasons for the first time in program history and recorded the fourth-highest strikeout total in school history.

In 2008, Kostacopoulos led the Midshipmen to the Patriot League Championship series for the first time since 2003 and capped the year with a 32-25-1 overall record and an 11-9 mark in Patriot League play. Navy hosted both the Patriot League Semifinals and Championship series and set nine team records in the process. The offense finished

the year with a .304 batting average, while the pitching staff recorded a 4.77 ERA - both marks that ranked among the top 100 nationally.

During his second season in Annapolis in 2007, Kostacopoulos directed the Midshipmen to a school-record 35-win campaign and their first Patriot League Tournament appearance since 2003. Navy also smashed the program record for home wins with 22 and posted winning streaks of four games or more on four occasions. The pitching staff excelled with a 3.88 team ERA, the lowest in 12 years and 34th-best mark in the country on the year.

Inheriting a team that won only 12 games in 2005, Kostacopoulos engineered a turnaround that saw the team go 32-21-1 in 2006, then the second-highest win total in school history and most by a first-year Navy skipper. The 20 victories over the previous season's mark ranks as the best turnaround in school history and tied for the largest win-improvement in Patriot League history. Navy's 24 victories in non-league contests also established a school record.

In 2006, Mitch Harris also became the first Navy baseball player in over a decade to earn All-America honors.

Prior to his arrival in Annapolis, Kostacopoulos coached Maine to a 284-195 (.593) mark over nine years in Orono. He led the team to a 35-19 record in 2005, as the Black Bears won the America East Championship and earned a berth in the NCAA Tournament for the second time in his tenure. At the NCAA Regional in Oxford, Miss., Maine defeated Southern Miss, 12-2, giving the school its first NCAA Tournament baseball win since 1991.

Kostacopoulos, 52, came to Maine after seven years at Providence College where he led his squads to a record of 220-137-2 (.616). In 1995, his Friars were 44-15 and won a school-record 16 Big East games. After winning the regular-season Big East Championship, the Friars finished as the tournament runner-up and received an at-large berth to the NCAA Tournament.

Providence was 29-23 in 1992 and won the Big East Tournament to advance to the NCAA South I Regional. Kostacopoulos served as an assistant at Providence for two seasons before 1990, when at age 25, he became the youngest Division I head coach in the country. He was named the American Baseball Coaches Association (ABCA) Northeast Coach of the Year in 1992 and 1995, and received both Big East and New England Coach-of-the-Year honors in 1995.

In 1997, Kostacopoulos took over a struggling Maine program and brought instant success. The Black Bears finished with a 24-27 mark, a five-win improvement over the previous season. Maine's 16-8 league record earned Kostacopoulos America East Coach-of-the-Year honors. The 2001 team turned in a 36-15 record, the fifth-highest win total in program history at the time, and finished second in the America East with a 20-8 league record. He was named America East Coach of the Year - the third time he has earned a league coach-of-the-year award. Kostacopoulos' 2002 squad finished with the first 40-win season at Maine since 1991, and only the third in school history. The Black Bears also won the school's 12th conference title and made an appearance in the NCAA Regional.

Kostacopoulos earned his bachelor's degree from Providence College in 1987, capping a four-year career as a member of the Friar baseball team. He played 139 games and batted .260. As a senior, he was both captain and defensive player of the year. He comes from a family steeped in New England baseball; his father, Peter Kostacopoulos, recorded over 400 wins in 27 seasons as head baseball coach at Wesleyan University, and his brother, Pete, head coach at the Worcester Academy, has held coaching positions at Colby College, Dartmouth College, and Wesleyan.

He is married to former Providence College basketball standout Joanie Powers, and has a daughter, Annie and a son, Matthew.



Jeff Kane

**Assistant Coach
Clemson (2001)
Fifth Year at Navy**

Announced in July of 2014 as an assistant coach, Kane is now in his fifth year working with the Mids' offense and recruiting efforts.

Kane's fourth year on staff in 2018 saw the Mids' offensive amongst the most productive in the Patriot League, as well as nationally. A proven winner, Kane's offense helped Navy go 38-16 in 2018 marking the fourth straight year with 37 or more wins in Annapolis. Since the 2015 season, Navy has now won 155 games and occupy the top-four spots in single-season victories. As a team, the Mids' offense hit .286 with 526 hits, 124 doubles, 24 triples, 16 home runs, 321 runs scored, 287 RBI and 38 stolen bases. They slugged .406 with an on-base percentage rate of .373. Nationally, Navy ranked fourth in triples, 19th in doubles and 51st in batting average, while registering a .704 winning percentage that was 12th best in the NCAA Division I standings.



The individual members of Navy's offense were constantly at the forefront of the Patriot League in 2018 as six players earned All-Patriot League accolades. Led by 2018 team captain Logan Knowles, four Mids were on the first team: Knowles, junior 1B Christian Hodge, sophomore 2B Zach Biggers and junior DH Liam Lowery. On the All-PL Second Team, senior OF Stephen Born and sophomore SS Michael Coritz earned honors. Biggers, the 2018 Patriot League Defensive Player of the Year also garnered a nod as a 2018 Louisville Slugger Second Team All-American. As a starting unit, the Mids had seven regulars hitting .274 or better, record 10 or more doubles and 20 or more RBI.

Over his four seasons, Kane has now coached 17 Midshipmen hitters to All-Patriot League status, including two Patriot League Players of the Year.

As a third-year assistant coach in 2017, Kane once again guided a potent Navy offensive attack that helped the program post 37 wins, equaling the 2015 team for third-most victories in a season. In 2017, the Mids' offense hit .297 with 534 hits, 104 doubles, 25 triples, 35 home runs, 366 runs scored, 325 RBI and 48 stolen bases. The team slugged .441 and was on base at a .380 clip. Nationally in the NCAA DI rankings, Navy was eighth in total triples, 35th in batting average and 39th in runs per game, all the while posting the 23rd best winning percentage.

In Navy's single-season record book, the 2017 team ranks second all-time in runs, doubles, home runs and RBIs, in addition to ranking fourth in hits and seventh in both slugging percentage and triples.

Individually, Navy had five regular starting members of lineup hit over .315, while the all nine posted .271-plus batting averages, 11 or more extra-base hits, 23 or more runs scored and 22 or more RBIs. That consistency across the board have all nine players under consideration for postseason accolades and six of them did just that. SS Travis Blue led the way as the senior was named the 2017 Patriot League Player of the Year. He was joined on the All-PL First Team by RF Leland Saile and CF Logan Knowles. C Adrian Chinnery made it four Mids on all-league teams as he was selected to the second team. 2B/OF Zach Biggers and 3B Jacob Williamson gave the 2017 team its fifth and sixth postseason honorees as the duo was named to the Louisville Slugger Freshmen All-American team.

In 2016, Kane directed an offense that had a leading role in a school-record 43 wins, Patriot League regular and postseason championships and a victory in the NCAA Tournament. As a unit, the Mids' offense hit .298 with 103 doubles, 31 triples, 18 home runs and 375 runs scored. Navy complete line included 585 base hits and a .390 on-base percentage. Nationally, the team's triple number was fourth in NCAA DI, while the OBP and batting average marks are 33rd and 36th, respectively. All three marks, plus hits and

runs scored all ranked first in the Patriot League. In the program's record book 375 runs and 328 RBIs set new high marks. The hits, doubles and triple totals all rank second-best in a single-season.

Kane added to list of all-league pupils with four First Team All-Patriot League honorees in 2016: catcher Adrian Chinnery, outfielders Robert Currie and Connor Deneen, and DH Stephen Born.

In his first season with Navy in 2015, Kane guided the Mids to one of the most successful offensive seasons in recent history. Across the board, Navy saw marked improvement as the squad hit 23 points better, increased its run total by 98, hit total by 128, doubles by 28, triples by 20 and slugging percentage by 55 points over the 2014 squad. The team's penchant for extra-base hits came to forefront in 2015 as the Mids led the nation in triples with 36, seven more than the second-best team, Stony Brook. Navy's 83 doubles in 2015 ranked 11th all-time in team's single-season record books. Nationally, the Mids finished 85th in batting average (.284), 96th in total hits (541) and 99th in runs scored (320). That hit total sits third all-time in the team record book.

Individually, Kane aided first-year Midshipmen and junior college transfer Sean Trent record a Third-Team All-American worthy year with a stellar statline of 94 base hits, a .407 batting average, 18 doubles and 42 RBIs. Trent finished third in the nation in hits and fifth overall in batting average, while his doubles total was first in the Patriot League and RBIs second in the league. In addition to his All-American status, Trent was named the Patriot League Player of the Year. With Trent leading the way, three Midshipmen earned all-league honors in 2015: Trent (first team-OF), Adrian Chinnery (first team-C) and Robert Currie (second team-OF). Another individual highlight from Kane's first year at Navy was Connor Deneen finishing the season ranked third in the NCAA with eight triples.

Prior to joining Navy, Kane served as the associate head coach, recruiting coordinator and lead hitting instructor for Holy Cross. As a five-year member of the Crusaders' coaching staff, Kane helped produce the school's all-time hit leader, Matt Perry, all-time home run leader, Nick Ciardiello and all-time RBI leader, Eric Oxford. In addition to his success with the previously mentioned trio of all-time offensive greats, he had 17 positional players earn All-Patriot League honors during his five years. Under his tutelage, Holy Cross saw Jordan Enos named the 2013 Patriot League Player of the Year and Stephen Wadsworth receive the 2010 Patriot League Rookie of the Year award. Kane also coached two positional players, Mike Ahmed and Alex Maldonado, who signed Major League Baseball contracts in 2013.

As a team, Kane and the Crusaders were consistently near the top of the Patriot League leaderboard in a variety of offensive in categories. In 2014, Holy Cross posted the top marks in slugging percentage (.358), doubles (79), home runs (16) and total bases (517). His 2013 squad led the league in every major offensive category including batting average (.289), hits (499), runs scored (317) and home runs (22), while the 2012 Holy Cross team ranked first in the Patriot League with 24 home runs and was second in on-base percentage (.360), slugging percentage (.376), hits (475) and doubles (86). In Kane's first season as hitting coach in 2010, the Crusaders broke nine school offensive records including batting average (.319), slugging percentage (.477), at-bats (1,785), runs (367), hits (569), doubles (114), home runs (45), total bases (852) and RBIs (340).

Prior to coming to Holy Cross, Kane was the varsity baseball coach at Westford (Mass.) Academy, where the Grey Ghosts posted a 60-27 mark during his tenure from 2006-2009, for a .689 winning percentage. During the 2009 season, the Ghosts finished 17-4 and won their second straight Dual County League Large Division title. In 2008, The Grey Ghosts went 21-3 and held a No. 2 ranking in Eastern Massachusetts by the Boston Globe and a No. 12 ranking in the Northeast Region by the USA Today. They also earned the No. 1 seed in the Division 1 Eastern Massachusetts Tournament. For his achievements at Westford Academy, Kane was named the 2008 Lowell Sun Coach of the Year.

Kane was also the manager for the Lowell All-Americans of the New England Collegiate Baseball League during the summers of 2009 and 2010. Prior to his promotion to manager, he served two years as an assistant coach in Lowell under manager Ken Connerty. During his four years with the All-Americans, 15 of his players went on to be drafted.

Kane played at the collegiate level under Jack Leggett at Clemson from 1997-1999 where he was a member of three nationally ranked teams. During the 1999 season at Clemson, he appeared in 19 games for a team that came within one win of a College World Series berth. Kane was member of the 1997 Atlantic Coast Conference Honor Roll.

A native of Acton, Mass., Kane and his wife Lilly, have a son Travis and daughter Louisa. His brother Ryan played baseball at Presbyterian College and was a Cape Cod Baseball League All-Star. Ryan also was a sixth round selection of the Anaheim Angels in 1995 and had a 10-year career in professional baseball.

Coaching Staff



Bobby Applegate

**Assistant Coach
Southern Colorado (1996)
Fifth Year at Navy**

Bobby Applegate is in his fifth season with Navy baseball as he joined the staff as the team's pitching coach in August of 2014. A veteran of the collegiate baseball ranks, Applegate came to Annapolis after three seasons at UC Riverside.

Under his tutelage the Navy pitching staff continued cementing its place in the program record books, as well as in the hierarchy of the Patriot League and the NCAA Division I. During his four years with the Mids, Navy is one of just six programs nationally to finish top-50 in both ERA and winning percentage in three separate occasions (2015-18). Florida, Louisville and Oregon State have completed that task in 2015, 2016, 2017 and 2018, while Navy ('15-'16-'18), Texas A&M ('15-'16-'18) and Kent State ('16-'17-'18) have achieved that milestone three times. In 2018, Navy's staff ERA ranked No. 8 at 3.10 and the team won at a .710 clip (38-16) to place 12th. Only Oregon State had a lower combined Win% (No. 1) + ERA (No. 12) total this past season.

In his fourth year at the helm of Navy's pitching staff in 2018, the Mids finished atop the regular standings of the Patriot League with a conference record of 18-7, thereby earning the team its fourth straight number one seed in the postseason. Overall, Navy finished 38-16 in 2018, the second highest win total in program history. As a staff, Navy hurlers posted a 3.10 ERA with 1.26 WHIP, .242 opponents batting average and 418 strikeouts over 476.1 innings. In 54 games, the Mids recorded seven shutouts with 13 saves by its bullpen. Nationally, Navy ranked eighth in ERA, ninth in shutouts, 12th in



win percentage, 20th in WHIP, 27th in fewest walks/9 innings (3.17), 40th in fewest hits allowed/9 innings (8.14) and 43rd in strikeout-to-walk ratio (2.49).

Individually, a host of Navy hurlers drew both national and conference attention. Junior RHP Noah Song was recognized as a Perfect Game Honorable Mention All-American, while freshman RHP Jared Leins earned a nod as a Collegiate Baseball Freshman All-American. Song was one of the most dominant starting pitchers in the nation as he struck out 121 batters with a 1.92 ERA over 89.0 innings pitched. Leins immediately asserted himself as top bullpen arm and won four Patriot League Rookie of the Week honors during his first collegiate season. Leins finished with a 5-2 record and a Patriot League-leading five saves in 19 appearances. Senior RHP Sean Kamhoot and freshman RHP Tommy Goodridge also garnered league accolades as the duo each won Patriot League Pitcher of the Week and Rookie of the Week honors, respectively in 2018.

Over his first four seasons, Navy's pitching staff has garnered 10 All-Patriot League awards under Applegate.

In 2017, his third year leading the Mids' staff, Navy won its third straight Patriot League regular season title as the team posted a 16-4 record to win the conference by four games and earn the number one seed in the postseason tournament. In addition to its strong performance in league play, Navy won 21 non-conference games for an overall record of 37-17. That win total ties the 2015 team for third-most victories in a season. Statistically the Mids' pitching staff posted a 3.99 ERA, 1.38 WHIP and .268 opponents' batting average to go along with 379 strikeouts over 456.0 innings pitched. Navy led the Patriot League in each of the first three categories and ranked second in strikeouts. All-

time, the 2017 team's strikeout total ranks sixth in program history, while its save total of 10 and shutout tally of four stand sixth and 13th, respectively. Nationally, the Mids ranked 37th in walks allowed per nine innings (3.14), 57th in shutouts 61st in strikeout-to-walk ratio (2.38) and 62nd in ERA.

Individually, Applegate had a hand in three Midshipmen pitchers earning All-Patriot League playing honors with senior Kyle Condry leading the way as the league's Pitcher of the Year. After three solids seasons, Condry broke out in 2017 with dominant form as he completed the year with a 7-2 record, 2.89 ERA, four complete games, 71.2 innings pitched, 61 strikeouts and a .254 opponents' batting average. In Patriot League-only regular season contests, Condry went 5-0 with a 1.35 ERA and 26 strikeouts over 33.1 innings. Joining Condry as an All-Patriot League First Team honoree in 2017 was the Mids' closer Jett Meenach, who was saved a league-high eight games, while compiling a 5-1 record, 2.12 ERA and 26:6 strikeout-to-walk ratio in 34.0 innings over 27 games. Noah Song, the reigning Patriot League Rookie of the Year, followed up his standout freshman campaign with a spot on the All-Patriot League Second Team with a 2017 line of 6-4, 3.67 ERA and 89 strikeouts over 76.0 innings.

Condry's Pitcher of the Year honor was the fourth straight for the program and third straight for Applegate.

In 2016, Navy recorded a program-best 43 wins, Patriot League regular season and postseason titles and a win in the NCAA Tournament as part of the Raleigh Regional. Applegate's pitchers posted a 43-16-1 record with a 3.20 ERA, 1.23 WHIP, 440 strikeouts, 12 shutouts and an opponents' batting average of .241. Three of the Mids' four weekend starters had 3.09 or lower ERAs (the fourth was at 3.76). Nationally, Navy's shutout total ranked second overall, while its winning percentage (.750-10th), ERA (19th), WHIP (21st) and strikeout-to-walk ratio (2.65-23rd) all ranked in the top-25. The Mids' strikeout mark stands second all-time in Navy history trailing only the 2015 staff's 464 punch-outs.

Amongst individual members of the Navy pitching staff, Luke Gillingham and Noah Song earned national accolades for their work with Applegate. For the second straight season Gillingham found himself honored by both the NCBWA and Louisville Slugger on the respective organization's All-American teams. Gillingham turned a senior pitching line of 2.35 ERA, 8-4, eight complete games, four shutouts, 93 strikeouts in 93.0 innings and a .202 opponents' batting average. The left-handed pitcher was named the Patriot League Pitcher of the Year. Gillingham's career culminated by being selected in the MLB Draft by the Toronto Blue Jays. Song came into the program as a freshman and immediately secured a role as one of the nation's most impactful rookies. After hurling 75.1 innings over 17 contests, Song finished with a 2.75 ERA, 0.96 WHIP, 9-3 record, three shutouts, 57 strikeouts and a .182 opponents' batting average. His WHIP and hits allowed per nine innings (5.85) marks both ranked in the top-16 in NCAA DI. For his dominant first season, Song was selected to Freshman All-American teams for the NCBWA and Louisville Slugger.

In addition to Gillingham and Song's national awards, the Mids' closer Sam Sorenson was recognized on the All-Patriot League First Team.

In his first year as the pitching coach for the Mids in 2015, Applegate led the transformation of a solid staff to one of the best in the nation. Statistically, Navy's staff dropped its ERA 64 points from 2014 down to a 3.04 mark that ranked 21st in the NCAA. A newly-found aggressive approach in their respective attacks helped the Midshipmen hurlers strike out 464 batters and walk only 146 for a 3.18:1 strikeout to walk ratio that was ninth in the nation. The Mids' 8.4 strikeouts per nine ratio was 21st overall. Applegate's staff also ranked 11th in WHIP (1.17), 12th in shutouts (7), 21st in hits allowed per nine (7.9) and 21st in walks allowed per nine (2.66). All-time in Navy's record books, the 2015 staff is first in strikeouts, tied for third in wins (37), second in shutouts and third in strikeouts per nine.

Individually, Applegate helped Luke Gillingham transition from the team's number three starter to a Second-Team All-American that led the NCAA in hits per nine (4.75) and WHIP (0.70), in addition to ranking third in strikeouts per nine (11.99) fourth in ERA (1.19). Reliever Jett Meenach also had a breakthrough under Applegate's tutelage as the one-time infielder became a lights-out closer that was named to the National Pitcher of the Year Watch List in late April. The first-year pitcher posted the lowest ERA amongst Patriot League bullpen arms (1.99) and was one of 10 DI relievers with seven or more wins and less than 50.0 innings pitched. Both pitchers earned All-Patriot League honors, including the Pitcher of the Year accolade for Gillingham.

Applegate's first season in Annapolis concluded with senior Stephen Moore being drafted in the 10th round by the Atlanta Braves. Moore's selection as number 300 was the highest in school history.

Prior to joining Navy, Applegate served as an assistant coach, recruiting coordinator and, for a time following the retirement of Doug Smith, the interim head coach of the UC Riverside Highlander baseball program. A three-year member of the Highlanders, Applegate led a pitching staff that saw five hurlers join the professional ranks. In this past June, Jacob Smigelski (Miami Marlins, 13th) and Zach Varela (Los Angeles Angels, 23rd) and Dylan Stuart (Atlanta Braves, FA) all were drafted or signed as a free agent after three years of tutelage under Applegate. With the addition of Trevor Frank, a 2013 eighth round draftee of the Cleveland Indians, and Eddie Orozco, a 2012 22nd round pick of the Chicago Cubs, all five hurlers also were recognized on All-Big West teams during their

careers at Riverside.

Besides his mentoring of the pitching staff, Applegate was also in charge of coordinating the recruiting, scheduling and alumni relation efforts of the Highlanders' program.

Before heading west to UC Riverside in 2011, Applegate was an assistant coach at Brigham Young University for eight years. During his time with the Cougars his pitchers found both individual and group success as 16 different pitchers signed professional contracts and his staffs posted the two lowest team earned run averages in BYU's history. In a conference known for explosive offensive numbers, the Cougars' 2007 earned run average mark of 3.93 stands fifth all-time in the Mountain West Conference's record book.

In addition to his work with pitchers, Applegate was responsible for the scheduling of all games, managing the travel budget, directing the program's alumni relations and assisting with all facets of recruiting. For his work with the team, he was honored as the Assistant Coach of the Year by BYU Athletic Department in 2010.

A one-year stint as an associate scout for the Kansas City Royals from 2002 through 2003 served as a buffer for Applegate between BYU and his previous stop at the United States Air Force Academy. From 1998 until 2002, he was the pitching coach for the Falcons and guided Matt Kaercher, who became the first pitcher from the academy to sign a professional baseball contract. Applegate and his Air Force squad left its mark on the school's record book with the most wins versus D1 opposition in 2002 and the second-lowest ERA since 1983 during the 2000 season. Six Falcons earned All-Conference accolades under his tutelage.

Applegate's first collegiate coaching opportunity came in 1995 at his alma mater, the University of Southern Colorado (now known as Colorado State University-Pueblo). Between 1995 and 1997, he served as the school's pitching coach and aided the 1996 team to a fourth place finish in the NCAA Division II College World Series.

Applegate began playing collegiately at Southwestern Community College in San Diego (1991-93) before transferring to the University of Southern Colorado. He completed a distinguished career in 1995 after earning accolades as the Colorado Athletic Conference Pitcher of the Year ('95) and on the All-Mile High Intercollegiate team ('95). In recognition of his success as a player and a coach, Applegate was inducted into the USC Diamond of Fame in 1999.

After playing professionally for the Pueblo Bighorns of the Texas-Louisiana League during the summer of 1995, he returned to CSU and finished his kinesiology degree in 1996.

Casey Leister

Volunteer Assistant Coach Shepherd (2014) First Year at Navy

Leister was named the volunteer assistant coach of the Navy baseball program in the fall of 2018.

He comes to Navy following a stint as the assistant baseball coach and pitching coach at The Bullis School in Potomac, Md., while also holding the same roles on the Mid-Atlantic Red Sox 16U team.

Prior to his time in Potomac, Md., Leister was the Head of Baseball Player Development at Koa Sports and was also the Head Coach with the organization in the Maryland Collegiate Baseball League.

During the spring and summer of 2017, he was the pitching coach and camp coordinator at Montgomery College helping the Raptors place second in the NJCAA Region XX Division III Baseball Tournament en route to finished the season at 25-25.

Leister spent time in Singapore working at The Hit Factory as a coach and social media manager. During his time abroad, he promoted and managed international club team trips and managed the day-to-day in-house operations.

Leister started his coaching career at Our Lady Good Counsel High school in Olney, Md., where he was the head junior varsity coach for the baseball program and was the pitching and infield coach on the varsity team for two seasons.

Leister graduated from Shepherd University in 2014 with a Bachelor's degree in Recreation and Leisure Studies: Sport Marketing.

2019 NAVY BASEBALL

2019 Season Preview

Navy comes into the 2019 season following its fourth-straight Patriot League regular-season championship. The Midshipmen finished with a record of 38-16 and went 18-7 in the Patriot League to earn the No. 1 seed in the postseason tournament last season. The Midshipmen begin the 2019 campaign projected to finish second in the Patriot League once again after grabbing 36 points and two first-place votes in the preseason poll. This season, the Midshipmen have 26 underclassmen on their 36-man roster. Navy is slated to have its youth come in the pitching staff and depth as the Mids have seven of nine starters returning as upperclassmen on offense. Despite the youth on the roster this season, Navy boasts the Patriot League Preseason Player and Pitcher of the Year in Zach Biggers and Noah Song, while Liam Lowery was a Preseason All-Patriot League honoree as the DH.

OFFENSE

Navy touted the best offense in the Patriot League last season as the offense led the league batting average (.286), hits (526), extra-base hits (160) slugging percentage (.406) and on-base percentage (.373). This season, the Midshipmen are tasked with replacing Logan Knowles and Stephen Born who both played in the outfield and hit in the top third of the batting order. The Midshipmen do return four All-Patriot League honorees on offense including preseason All-American Zach Biggers. With many offensive starters back from a year ago, the Midshipmen return over 60 percent of its bats, runs scored, hits, extra-base hits, home runs and runs batted in.

OUTFIELDERS

No.	Name	Pos.	Cl.	B/T	Ht./Wt.	Hometown
1	Matt Wolff	UTL	Fr.	R/R	6-2/205	Fishers, Ind.
4	Joe Simourian	OF	Fr.	L/L	5-9/165	Andover, Mass.
11	Evan Lowery	OF	Jr.	L/L	6-3/205	Williamsburg, Va.
14	Dominique Gates	OF	Fr.	R/R	5-10/175	Seattle, Wash.
16	Dalton Jackson	OF/1B	Fr.	R/R	6-0/200	Chesapeake, Va.
18	Ryan Duffey	OF	So.	R/R	6-2/205	Duxbury, Mass.
19	Anthony Cossetti	OF	Fr.	L/R	5-10/170	Eagleville, Pa.
21	Liam Lowery	OF	Sr.	L/R	6-1/205	Williamsburg, Va.



The lone returning regular in the outfield from 2018 is Evan Lowery who started 51 games out in left field. Outside of Knowles and Born -- who graduated after last season -- Ryan Duffey is the only other player to have started in the outfield last season as he started the three games Lowery did not start in left field.

Duffey will move out to centerfield this season and take over the starting role. During his freshman campaign, Duffey played in 23 games and posted seven hits in 26 at bats, where he drove in four runs and scored three runs of his own.

Liam Lowery will play a more prominent role in the outfield in 2019 after making all 45 starts last season as the designated hitter. Liam Lowery was a First Team All-Patriot League performer last season after batting .312 at the dish. He finished the season with 49 hits, 21 RBIs and paced the Midshipmen with a .484 slugging percentage.

Evan Lowery is set to return to the corner outfield spots following a .276 batting average in 2018 and notched 53 hits and 31 RBIs. His 31 RBIs were fifth-most for the Midshipmen and he was one of six starters to slug over .400 with a .417 mark last year.

Navy also has some young options in the outfield to offer some depth at the three spots with Matt Wolff, Joe Simourian, Dominique Gates and Anthony Cossetti coming into the fold for the Midshipmen as freshmen.

INFIELDERS

No.	Name	Pos.	Cl.	B/T	Ht./Wt.	Hometown
1	Matt Wolff	UTL	Fr.	R/R	6-2/205	Fishers, Ind.
2	Zach Biggers	IF	Jr.	R/R	5-9/170	Walhalla, S.C.
3	Aaron Ahn	IF	So.	R/R	6-2/210	Marlboro, N.J.
6	Stephen Thompson	IF	So.	R/R	6-0/185	Rock Hill, S.C.
7	Michael Coritz	IF	Jr.	R/R	5-9/160	Clifton, Va.
8	Matthew Wilcox	IF	Sr.	R/R	6-2/175	Los Gatos, Calif.
9	Kyle Stewart	1B	Sr.	R/R	6-0/205	Ladera Ranch, Calif.
17	Zach Stevens	1B	Fr.	R/R	6-2/220	Lexington, Mass.
22	Jacob Williamson	IF	Jr.	R/R	6-1/205	Sims, N.C.
29	Thomas Graham	IF	Fr.	R/R	5-11/175	Mountain Brook, Ala.
33	Christian Hodge	1B/C	Sr.	R/R	6-0/210	Winder, Ga.

The Navy infield comes with a lot of experience with Jacob Williamson, Michael Coritz and Zach Biggers all back for their third season with the Midshipmen. Each of the trio have earned numerous accolades throughout the first two seasons of their careers. Biggers was earned national honors as an All-American and a Freshman All-American, while Williamson joined Biggers a Freshman All-American in 2017. Coritz is one of four returning All-Patriot League recipients from last season after being named the Second Team All-Patriot League shortstop.



Biggers led the team with a .343 batting average and 73 hits, while posting a .479 slugging percentage. Biggers' numbers also placed him on the First Team All-Patriot League at second base along with Collegiate Baseball's Preseason All-American Second Team squad.

Coritz was one of four players -- and one of three returners -- to hit over .300 for Navy last season. He hit .303 in 53 games, where he led the team with a .413 on-base percentage.

Williamson was the lone infielder to start all 54 games in the infield as he started each game at third base for the Midshipmen in 2018. He posted a .274 batting average and finished fourth with 15 doubles. Williamson also led the Midshipmen with 46 RBIs hitting in the middle part of the Navy lineup.

At first base, Christian Hodge started 41 times last season, but will continue to shift over to catcher during his senior season. Fellow senior Matthew Wilcox started five times at first base last season and looks to take over the starting role in 2019 at first base. In 25 games, Wilcox posted five hits and scored four runs for the Midshipmen.

Navy will have young depth at first base with Zach Stevens entering his first season of collegiate baseball. Stephen Thompson and Aaron Ahn offer flexibility throughout the infield as the duo can be shifted throughout the rotation.

CATCHERS

No.	Name	Pos.	Cl.	B/T	Ht./Wt.	Hometown
13	Jake Wilson	C	Fr.	R/R	6-0/190	Virginia Beach, Va.
26	Christian Policelli	C	Fr.	R/R	6-0/195	Walkersville, Md.
33	Christian Hodge	1B/C	Sr.	R/R	6-0/210	Winder, Ga.

Senior captain Christian Hodge looks to take over the reins behind the plate as Navy's starting catcher this season. He hit .251 last season and belted a team-best five home runs last year -- two of which came at Fenway Park against Army in a 4-0 victory. As a junior, he also finished second on the team with 17 doubles and third with 34 RBIs. Behind Hodge, freshman Christian Policelli will be in the mix during his freshman season with the Mids. Stephen Thompson adds depth for Navy behind the plate as well during his second season.

2019 NAVY BASEBALL

2019 Season Preview

PITCHING

On a 36-man roster with 26 underclassmen, the Mids' youth and inexperience may show up the most at least initially on their pitching staff. Despite the inexperience, Navy still has some strong arms returning in All-Patriot Leaguers Noah Song and Jared Leins. The duo of Song and Leins also earned national honors. Song appears on numerous preseason All-American lists and Leins was named a Freshman All-American last season during his first collegiate season.

STARTING PITCHERS

No.	Name	Pos.	Cl.	B/T	Ht./Wt.	Hometown
5	Jack Ferguson	LHP	So.	L/L	5-11/170	Atlanta, Ga.
20	Noah Song	RHP	Sr.	R/R	6-4/200	Claremont, Calif.
32	Wilson Ayers	LHP	Fr.	L/L	5-9/185	Ashburn, Va.
51	Jared Leins	RHP	So.	R/R	6-6/210	Raleigh, N.C.

In what will be a youthful starting rotation for the 2019 season, Noah Song provides experience for the Midshipmen as he enters his senior campaign after his best collegiate season yet.

Last season, Song posted a 1.92 earned run average and hurled four shutouts for Navy. He finished the year with 121 strikeouts and allowed the opposition to hit just .178 at the plate. He ranked fourth in the NCAA with five complete games and ninth after allowing just 5.56 hits per nine innings. He also finished 16th in ERA and was in the top 20 in both strikeouts and strikeouts per nine innings.

Song was a Perfect Game Honorable Mention All-American after last season and is a Preseason All-American, according to both Perfect Game and the Collegiate Baseball Newspaper.

Following Song in the rotation, the Midshipmen will have Jared Leins move into the starting rotation after appearing mainly out of the bullpen in 2018. He led Navy with five saves last year and had a 3.21 ERA in 42 innings of work. His 52 strikeouts were third most on the team and most by a non-starter. Leins earned national recognition a year ago as Freshman All-American and was Second Team All-Patriot League honoree.

Jack Ferguson looks to break into the starting role this season after making 12 appearances during his freshman season. He made one start among his dozen appearances and finished with a 2-0 record on the bump with a 4.87 ERA. Wilson Ayers emerged as a potential starter during his freshman season as he and Ferguson will be two of the main southpaws Navy uses this season.




RELIEF PITCHERS

No.	Name	Pos.	Cl.	B/T	Ht./Wt.	Hometown
10	Jackson Zoch	RHP	Sr.	R/R	6-1/180	San Juan Capistrano, Calif.
23	Dalton Baker	RHP	Fr.	L/R	6-4/210	Sebring, Fla.
24	Tommy Goodridge	RHP	So.	R/R	5-11/180	San Diego, Calif.
27	Brandon Yu	RHP	So.	R/R	6-1/170	Perry Hall, Md.
28	Trent Topping	RHP	Fr.	R/R	6-3/195	Temecula, Calif.
30	Colin Jones	LHP	Fr.	L/L	6-5/200	Collierville, Tenn.
31	Trey Braithwaite	RHP	So.	R/R	6-3/210	Winchester, Va.
34	Sante Grossi	RHP	So.	R/R	5-11/195	Riverside, Calif.
36	Kyle Quinn	RHP	Fr.	R/R	6-3/200	Mesquite, Texas
37	Colin Taeschner	RHP	Fr.	L/R	6-3/190	Port Republic, Md.
38	Jack Murray	RHP	Fr.	S/R	6-3/180	Santa Rosa, Calif.
55	Charlie Connolly	RHP	So.	R/R	6-4/225	Wayne, Pa.

The youth within the pitching staff for Navy continues in the bullpen Jackson Zoch being the lone upperclassmen in the Midshipmen bullpen this season. Sante Grossi is slated to anchor the bullpen for Navy this season after recording a 3.52 ERA last season, where he notched three saves during his first collegiate season.

Other key pieces to the Navy bullpen include Tommy Goodridge -- who also saw time as a starter last season -- Trey Braithwaite and Charlie Connolly. The quartet of sophomores will also be joined by sophomore right-handed pitcher Brandon Yu.

Navy has 16 freshman on the roster this season with seven pitchers making up the Class of 2022. Within the bullpen, Navy is slated to have six freshman arms looking to get accustomed to college baseball.



2019 NAVY BASEBALL

Midshipmen Profiles



#33 CHRISTIAN HODGE

IF/C ★ R/R ★ 6-0 ★ 210

SENIOR ★ 3VL

WINDER, GA.

WINDER-BARROW

** TEAM CAPTAIN **



Hodge's Career Bests

Runs 3, two times, MR: vs. Rider (3/9/18)
 Hits 3, seven times, MR: at Lehigh (4/28/18)
 RBI 4, vs. Army (4/20/18)
 Stolen Bases 1, vs. CCSU (3/12/17)
 Hit Streak 10 games (3/3/18 - 3/17/18)

Career Honors

- First Team All-Patriot League (2018)
- Patriot League Player of the Week (4/23/18)

As a Junior in 2018

- Named First Team All-Patriot League
- Earned first career Patriot League Player of the Week honor on April 23
- Hodge was one of four Mids to start in all 54 games making 13 starts behind the plate and 41 starts at first base
- In his 13 starts at catcher, Navy posted a record of 10-3
- Compiled an average of .251 at the dish posting 52 hits (sixth on the team) and 34 RBIs (third on the team)
- Slugged .406 in the batter's box and led the team with five home runs in his junior season
- Ended the season the season with 17 doubles, which was second-most for the Mids
- Had four three-hit games for the Midshipmen and he was one of three players for Navy to record four RBIs – which set a new personal best
- His 15 multi-hit games were fifth-most on the team in 2018
- Set a new career-high for longest hitting streak after recording a hit in 10-straight games
- Carried a hot bat toward the end of April with six multi-hit games over a seven-game stretch and went 15-for-27 during the seven games
- Led the team with 420 putouts and chipped in with 28 assists to compile a .996 fielding percentage

As a Sophomore in 2017

- Appeared in 50 games with 44 starts
- Regular in the middle of Navy's batting order with 34 combined starts in the 5-6-7 hole; held the starting 1B spot in 39 games with four starts at DH and one at catcher
- One of three Mids with 25 RBIs (fifth-most on the team)
- Began sophomore campaign by reaching base in first six games (5 hits, 1 HBP)
- Powered home runs versus N.C. Central (2/18), Maryland Eastern Shore (3/8), Lehigh (4/15), Lehigh (4/16)
- Had a season-high three hits at Holy Cross (4/2) and versus George Mason (4/19)
- Drove in a season-best 3 runs at Lehigh (4/16); part of a PL series in which he had

three hits, all for extra bases, and five total RBIs over four games

- In Patriot League play, hit .309 with seven extra-base hits, two home runs and 14 RBIs
- From April 15 through May 13 reached base safely in 15 straight games (14 hits, 1 walk); stretched help elevate batting average from .230 to .281
- Recorded 13 RBIs with two outs

As a Freshman in 2016

- Went 3-4 with three runs scored and an RBI versus Delaware State (3/2) in his collegiate debut
- Posted a five-game hitting streak (3/2-3/20)
- Connected for his first career home run versus Maryland Eastern Shore (3/9) at home
- Caught, played 3B and DH'd over his five starts as a freshman
- Came off the bench for 14 relief appearances and hit 5-for-14 (.357 BA)

High School

- Multi-sport athlete at Winder-Barrow HS, who lettered four years in baseball for Brian Smith, as well as three times as a quarterback on the football team
- Honored on Second Team All-Region 8-A-A-A-A-A in 2012 and 2013
- Perfect Game selected Hodge to its 2014 All-Southeast Region honorable mention team
- Spent the 2014-15 school year prepping at NAPS
- Named team MVP for NAPS baseball program in 2015

Personal

- Son of Chris and Natalie
- Both parents were four-year athletes at Augusta State College, his father played baseball and mother was on the tennis team
- Enjoys spending his free time snowboarding, golfing, fishing and at the ocean
- Member of the National and Spanish Honor Societies, FCA and Key Club, while at Winder-Barrow

Year	AVG.	GP-GS	AB	R	H	2B	3B	HR	RBI	TB	SLG	BB	HBP	SO	GDP	OB%	SF	SH	SB-ATT	PO	A	E	FLD%
2016	.281	19-5	32	6	9	1	0	1	4	13	.406	2	0	8	0	.324	0	0	0-0	18	10	1	.966
2017	.276	50-44	156	30	43	7	2	4	25	66	.423	13	2	21	4	.335	2	4	1-2	322	14	4	.988
2018	.251	54-54	207	27	52	17	0	5	34	84	.406	25	3	40	3	.336	3	2	0-0	420	28	2	.996
TOTAL	.263	123-103	395	63	104	25	2	10	63	163	.413	15	5	69	7	.335	5	6	1-2	760	52	7	.991

2019 NAVY BASEBALL

Midshipmen Profiles



#21 LIAM LOWERY

OF ★ L/R ★ 6-1 ★ 205

SENIOR ★ 2VL

WILLIAMSBURG, VA.

JAMESTOWN



Lowery's Career Bests

Runs 4, at Bucknell (3/18/18)
 Hits 4, at Bucknell (3/18/18)
 RBI 3, two times, MR: vs. NJIT (3/4/18)
 Stolen Bases N/A
 Hit Streak 5 games, three times (4/21/18 - 4/29/18)

Career Honors

- First Team All-Patriot League (2018 - DH)
- Preseason All-Patriot League (2019 - DH)

As a Junior in 2018

- In 50 games, 45 starts, Lowery finished third on the team with a .312 batting average
- He was one of four Mids to hit over .300 at the plate with at least 100 at bats
- Finished third on the team with 16 doubles and was tied for second with three home runs
- Posted the best slugging percentage on the team with a .484 slugging mark
- Primarily put into the lineup as the designated hitter, he recorded 21 RBIs and drew 16 walks
- Had a career game on March 18 against Bucknell going 4-for-5 with four runs scored, four doubles and an RBI
- He matched his career high with three runs batted in on March 4 against NJIT

As a Sophomore in 2017

- Appeared in 26 games with five starts
- Navy's second-most active substitute with 21 appearances off the bench with the majority of active in pinch-hitting situations
- Had 17 pinch-hitting opportunities, most on the team
- Tallied his first career hit versus Cornell (3/4), a pinch-hit double
- Connected for his first career home run, a three-run homer, in a start versus Princeton (3/24)
- All five of his RBIs came with two outs

- Posted a career-long hit streak of four games from March 18 to March 24; extended streak of reaching base safely to five with a walk versus NYIT in game one of March 18 DH

As a Freshman in 2016

- Played in four games in reserve action
- Made collegiate debut versus Air Force (2/28) as part of the Freedom Classic
- Crossed home for his first run scored at Maryland Eastern Shore (3/30)
- Walked three times over six plate appearances

High School

- Four-year letterwinner in baseball at Jamestown HS for coach Mike Kuebler; also participated with the swim team
- Selected to the All-Conference First Team and All-Region Second Team as a senior in 2014
- Recognized on the Perfect Game Honorable Mention All-American and Second Team All-Atlantic Region teams for his senior season
- Prepped at NAPS during the 2014-15 school year

Personal

- Son of James and Lisa
- Father is retired U.S. Army
- Hobbies include golfing, fishing, boating and hitting in the backyard with his father and brother
- Younger brother Evan joined the baseball program as a freshman for the 2017 season
- Played with the Richmond Braves National Team with William & Mary RHP Rob White '18 and South Carolina RHP Tyler Johnson '18

Year	AVG.	GP-GS	AB	R	H	2B	3B	HR	RBI	TB	SLG	BB	HBP	SO	GDP	OB%	SF	SH	SB-ATT	PO	A	E	FLD%
2016	.000	4-0	3	1	0	0	0	0	0	0	.000	3	0	1	0	.500	0	0	0-0	1	0	0	1.000
2017	.242	26-5	33	3	8	2	0	1	5	13	.394	5	1	10	1	.359	0	0	0-0	3	0	0	1.000
2018	.312	50-45	157	21	49	16	1	3	21	76	.484	16	2	33	3	.383	0	1	0-0	1	0	0	1.000
TOTAL	.295	80-50	50	25	57	18	1	4	26	89	.461	24	3	44	4	.382	0	1	0-0	5	0	0	1.000

2019 NAVY BASEBALL

Midshipmen Profiles



#20 NOAH SONG

RHP ★ R/R ★ 6-4 ★ 195

SENIOR ★ 3VL

CLAREMONT, CALIF.

CLAREMONT



Song's Career Bests

Innings Pitched 9.0, two times, MR: vs. Army (4/20/18)
 Strikeouts 16, vs. Air Force (2/23/18)
 Longest Outing w/1 hit 7.0 IP, three times, MR: vs. Lafayette (3/31/18)
 Longest Outing w/o Walk 7.0 IP, vs. Bucknell (5/13/17)

Career Honors

- *Perfect Game* Preseason Third Team All-American (2019)
- *Collegiate Baseball Newspaper* Third Team Preseason All-American (2019)
- Preseason Patriot League Pitcher of the Year
- Preseason All-Patriot League (2019 - SP)
- *Perfect Game* Honorable Mention All-American (2018)
- First Team All-Patriot League (2018 - SP)
- ABCA All-East Regional First Team (2018)
- All-ECAC First Team (2018)
- Louisville Slugger Freshman All-American (2016)
- NCBWA Freshman All-America Second Team (2016)
- ABCA All-East Regional Second Team (2016)
- Patriot League Rookie of the Year (2016)
- Second Team All-Patriot League (2016 - SP, 2017 - SP)
- Patriot League Pitcher of the Week (2/28/17, 2/26/18, 4/2/18, 4/9/18)
- Patriot League Rookie of the Week (3/21/16, 4/4/16, 4/18/16, 5/2/16, 5/9/16)

As a Junior in 2018

- Selected the First Team All-Patriot League
- Named Patriot League Pitcher of the Week on three different occasions
- Song led the Navy rotation with a 1.92 ERA in 14 starts
- He finished the season with a record of 6-5, tossing five complete games and throwing four shutouts
- His 89 innings pitched led the team and he recorded 121 strikeouts
- Song allowed the opposition to hit just .178 at the plate and was one of two Midshipmen to have opponent batting averages under .200
- Surrendered just 19 earned runs and 26 total runs
- Of his 14 starts, he compiled 10 "quality starts"
- In a six-inning outing against Air Force, Song set a new career high with 16 strikeouts to earn his first victory of the season.

As a Sophomore in 2017

- Appeared and started a team-high 13 games, compiling a 3.67 ERA and 89 strikeouts over 76.0 innings on the mound
- Ranked second in the Patriot League in strikeouts and 61st nationally with a 10.54 strikeout/9 ratio
- Fourth on the team and seventh in the league in ERA amongst pitchers with more than 25 innings pitched
- Credited with six "quality starts" with a season-best 7.0 shutout innings with five hits and 13 strikeouts versus Air Force (2/24)
- Tallied five or more strikeouts in 11 of 13 starts with nine or more coming versus

- Air Force-13 (2/24), Princeton-10 (3/24) and Lehigh-9 (4/15)
- Earned Patriot League Pitcher of the Week honors following his Air Force start
- Posted Mids' second lowest opposing batting average against at .240 on staff amongst pitchers with 10 or more innings pitched
- First Navy player since Mitch Harris in 2007 to play in the Cape Cod Baseball League as he suited up for the Harwich Mariners and finished with a line of 10.0 innings pitched and three runs allowed on 12 hits and two walks with nine total strikeouts; Had an 0-1 record and 2.70 ERA.

As a Freshman in 2016

- Named to Louisville Slugger and NCBWA Freshman All-American teams
- Patriot League's Rookie of the Year
- Ranked top-50 amongst NCAA DI pitchers in three categories: 13th with a 5.85 hits allowed/9 ratio, 16th in WHIP (0.96) and 43rd in wins (9)
- Finished top-six in five statistics amongst Patriot League starting pitchers (50+ innings): First in opponents' batting average (.182), first in wins (9), second in ERA (2.75), third in total innings pitched (75.1) and sixth in strikeouts (57)
- Win total is tied for third-most by a single Navy pitcher in one season and opponents' batting average is fourth-lowest in a single season.
- Pitched three complete game shutouts and two combined: NJIT (9.0 IP, 3H) on Mar. 20, Holy Cross (7.0 IP, 1H) on Apr. 3, Lehigh (7.0 IP, 1H) on Apr. 17 and combined versus Air Force (2.0 IP-relief) on Feb. 27 and at Bucknell (6.0 IP-start, 3H) on May 1
- Set a Patriot League with five Rookie of the Week honors (3/21, 4/4, 4/18, 5/2, 5/9)
- Made collegiate debut at North Carolina A&T (2/20) and threw 4.0 innings of one-hit, one-run relief
- Struck out a season-high seven batters against Army (4/24)
- In his 13 starts, opponents recorded just 22 runs over 65.2 innings; in relief it was one run over 9.2
- Finished the regular season with a 2.15 ERA

High School

- Lettered three times for Ron LaChase at Claremont HS
- Selected to the All-Sierra League Second Team in 2015
- Named to Perfect Game's All-California Region honorable mention team in 2015

Personal

- Son of Bill and Stacy
- Likes playing his guitar, as well as fishing and traveling
- Sister Faith played four years ('12-15) of softball at William Jewell College and cousin Michael Russo (Class of '18) is an outfielder at Cal State Northridge

Year	ERA	W-L	APP	GS	CG	SHO	CBO	SV	IP	H	R	ER	BB	SO	2B	3B	HR	BF	BAVG.	WP	HBP	BK	SFA	SHA
2016	2.75	9-3	17	13	3	3	2	0	75.1	49	26	23	33	57	11	1	3	306	.182	7	6	0	2	6
2017	3.67	6-4	13	13	0	0	1	0	76.0	69	34	31	26	89	9	2	3	324	.240	6	6	0	2	3
2018	1.92	6-5	14	14	5	4	0	0	89.0	55	26	19	41	121	13	0	3	361	.178	4	3	1	1	7
TOTAL	2.73	21-12	44	50	8	7	3	0	240.1	173	86	73	90	267	33	3	9	991	.200	17	15	1	5	16

2019 NAVY BASEBALL

Midshipmen Profiles




#9 KYLE STEWART

1B ★ R/R ★ 6-0 ★ 205

SENIOR

LADERA RANCH, CALIF.

JSERRA CATHOLIC



Stewart's Career Bests

Runs1, vs. NYIT (3/18/17)

As a Junior in 2018

- Appeared off the bench in one game during his junior season
- Recorded a pinch-hit appearance against Longwood on May 6 to close out the regular season

As a Sophomore in 2017

- Made collegiate debut off the bench in pinch-hitting duty versus NYIT on March 18
- Four pinch-hitting plate appearances: NYIT (3/18-x2), at Maryland Eastern Shore (4/12) and against UMBC (5/2)
- Scored a run versus NYIT (3/18) in game two of a doubleheader

As a Freshman in 2016

- Did not appear in a game

High School

- Played baseball for one of Southern California's top prep programs at JSerra Catholic HS under the direction of head coach Brett Kay; also lettered on the football team as a defensive end
- Competed as a 1B and OF for a JSerra squad that won Trinity League titles in 2014 and 2015
- Recognized on the Perfect Game All-California Region honorable mention team in 2015

Personal

- Son of Tommy and Portia
- In his free time enjoys fishing with his family
- Three family members were collegiate athletes: father Tommy was a four-year basketball and track and field letterwinner at Whitworth University, sister Savannah played volleyball for four years at South Alabama, while brother Darin lettered for four years at Lewis-Clark State in basketball

- Nine teammates at JSerra are or will be competing for DI programs:

Texas RHP Parker Joe Robinson '18, USC LHP Quentin Longrie '19, UCLA OF Jake Pries '19, Stanford IF Christian Molfetta '19, UC Santa Barbara C Sam Cohen '19, USC OF Brady Shockey '20, UCLA IF Chase Strumpf '20, Baylor IF Davis Wendzel '20 and Holy Cross RHP Colton Hector '20

Year	AVG.	GP-GS	AB	R	H	2B	3B	HR	RBI	TB	SLG	BB	HBP	SO	GDP	OB%	SF	SH	SB-ATT	PO	A	E	FLD%
2017	.000	4-0	4	1	0	0	0	0	0	0	.000	0	0	0	0	.000	0	0	0-0	0	0	0	.000
2018	.000	1-0	1	0	0	0	0	0	0	0	.000	0	0	0	0	.000	0	0	0-0	0	0	0	.000
TOTAL	.000	5-0	5	1	0	0	0	0	0	0	.000	0	0	0	0	.000	0	0	0-0	0	0	0	.000

2019 NAVY BASEBALL

Midshipmen Profiles



#8 MATTHEW WILCOX

IF ★ R/R ★ 6-2 ★ 175

SENIOR ★ 3VL

LOS GATOS, CALIF.

LOS GATOS



Wilcox's Career Bests

Runs3, at Bucknell (5/1/16)
 Hits 2, 14 times, MR: vs. Princeton (3/25/17)
 RBI.....3, vs. Princeton (3/26/17)
 Stolen Bases 1, two times, MR: vs. Lafayette (4/1/18)
 Hit Streak.....4 games (4/5/16 - 4/11/16)

Career Honors

- Patriot League Academic Honor Roll (2016, 2017, 2018)

As a Junior in 2018

- Wilcox appeared in 25 games and made eight starts for the Midshipmen
- Finished the season with five hits and five RBIs, to go along with four runs batted in
- Drew 12 walks in his 25 games played to move his on-base percentage to .458 on the year
- Notched 63 putouts and tallied three assists

As a Sophomore in 2017

- Made 15 starts at second base with nine relief appearances off the bench
- Went 4-5 in pinch hitting situations
- Recorded two hits twice; versus Cornell (3/4) and Princeton (3/25)
- Longest hit streak in 2017 was a three-game run from March 22 to March 26
- Started 2017 campaign by reaching base in five straight games (2/18-2/25) on the strength of six combined walks and five HBPs
- Posted a .434 OBP with eight walks and six HBPs over 55 plate appearances
- Drove in multiple runs at N.C. Central (2/18; two runs) and Princeton (3/26; three runs)

As a Freshman in 2016

- Led the team with 37 walks drawn and times reaching base via hit by pitch (11); subsequently his on-base percentage was .414
- Amongst Patriot League batters, he ranked second in walks and seventh in OBP
- The Mids' starting second baseman in 59 of the team's 60 games; came off the bench versus UMBC (4/19)
- In Patriot League conference play, hit .288 (15-52) with three doubles, four RBIs and a .456 OBP over 20 games
- Had 12 two-hit and three two-RBI games; two RBIs versus NJIT (3/20), Army (4/24) and at George Mason (4/27)

- Posted a four-game hitting streak twice (3/6-12 & 4/5-11)
- Following four straight games with two hits (4/5-11) raised his batting average to a season-high .299
- Trusted with his bat control, he laid down a team-high eight sacrifice bunts
- Recorded first collegiate hit at North Carolina A&T (2/21)
- Went 2-for-3 with two runs scored and an RBI versus North Carolina State in opening game of the Raleigh Regional (6/3)

High School

- Earned three varsity letters in both baseball and football at Los Gatos HS. Played for ex-Major Leaguer Bobby Hill in 2013 and 2014 before Nate Anderson took over program in 2015
- Selected to spots on the All-De Anza League First Team in 2014 & 2015 and All-San Jose Mercury honorable mention teams in 2014 and 2015
- Los Gatos won the SCVAL De Anza league in 2015 with a 30-6 record; finished runner-up in the CIF Central Coast Sectional Tournament
- Named the All-De Anza League Offensive Player of the Year as senior on the football team in 2014; also recognized on the San Jose Mercury's First Team awards as a WR in 2014

Personal

- Son of Glenn and Karen
- In his free time he enjoys the outdoors and skiing
- High school teammate of Harvard RHP Hunter Bigge '20

Year	AVG.	GP-GS	AB	R	H	2B	3B	HR	RBI	TB	SLG	BB	HBP	SO	GDP	OB%	SF	SH	SB-ATT	PO	A	E	FLD%
2016	.246	60-59	167	38	41	5	1	0	17	48	.287	37	11	34	4	.414	0	8	1-2	102	134	9	.963
2017	.231	24-15	39	10	9	1	1	0	9	12	.308	8	6	5	1	.434	0	1	0-0	26	41	6	.918
2018	.167	25-8	30	4	5	0	0	0	5	5	.167	12	5	8	2	.458	1	0	1-1	63	3	0	1.000
TOTAL	.233	109-82	236	52	55	6	2	0	31	65	.275	57	22	47	7	.424	1	9	2-3	191	178	15	.961

2019 NAVY BASEBALL

Midshipmen Profiles



#10 JACKSON ZOCH

RHP ★ R/R ★ 6-1 ★ 180

SENIOR ★ 3VL

SAN JUAN CAPISTRANO, CALIF.

DANA HILLS



Zoch's Career Bests

Innings Pitched 3.0, vs. Bucknell (5/14/16)
 Strikeouts 4, vs. Buffalo (3/16/16)
 Longest Outing w/o Hit 2.0 IP, vs. Coppin State (4/5/17)
 Longest Outing w/o Walk 2.0 IP, four times, MR: at Army (4/22/17)

As a Junior in 2018

- Came out the bullpen five times for Navy and tossed 2-1/3 innings
- In his final four appearances of the season, he allowed just one hit and no runs

As a Sophomore in 2017

- Pitched in eight games and made one start as part of a predetermined staff day on April 5 versus Coppin State
- Posted zeroes in six of eight outings, including a season-long 2.0 innings against Coppin State (4/5)
- Credited with the victory in that start versus the Eagles to improve career mark to 2-0

As a Freshman in 2016

- Appeared in 15 games out of the bullpen with collegiate debut versus Delaware State (3/2)
- Struck out seven batters over his first 4.0 combined innings (Mar. 2- Mar. 16); struck out the side against UMES (3/9) and had four versus Buffalo on (3/16)
- Earned first collegiate win at UMES on (3/30)

- Pitched in four of Navy's five regular season Patriot League series
- Hurlled a season-high 3.0 innings versus Bucknell in Patriot League Semifinals (5/14)

High School

- Played both outfield and pitched at Dana Hills HS under head coach Tom Faris
- Recognized on the Perfect Game All-California Region honorable mention team in 2015
- Honored as a scholar-athlete three times, 2012, '13, '14
- Helped Dana Hills win the 2014 Sea View League Championship

Personal

- Son of Scott and Stephanie
- In his free time enjoys surfing and GoPro ocean photography
- Participated in the Health and Medical Occupations Academy at Dana Hills
- Cousin, Josh McCanne, played collegiately at UC Santa Barbara in 2002 and 2003
- Four classmates from high school are either playing minor league or collegiate baseball: Philadelphia Phillies minor league IF Lucas Williams, USC RHP Marrick Crouse '19, Seattle U. RHP Zach Wolf '19 and U. of San Diego IF Jay Schuyler '19

Year	ERA	W-L	APP	GS	CG	SHO	CBO	SV	IP	H	R	ER	BB	SO	2B	3B	HR	BF	BAVG.	WP	HBP	BK	SFA	SHA
2016	4.03	1-0	15	0	0	0	2	0	22.1	24	10	10	6	18	9	0	0	97	.293	1	3	0	3	3
2017	2.08	1-0	8	1	0	0	2	0	8.2	6	2	2	4	3	1	0	0	37	.194	1	1	0	0	1
2018	23.14	0-0	5	0	0	0	0	0	2.1	9	6	6	2	0	1	0	1	17	.600	1	0	0	0	0
TOTAL	4.86	2-0	28	1	0	0	4	0	33.1	39	18	18	12	21	11	0	1	151	.305	3	4	0	3	4

2019 NAVY BASEBALL

Midshipmen Profiles



#2 ZACH BIGGERS

IF ★ R/R ★ 5-9 ★ 170

JUNIOR ★ 2VL

WALHALLA, S.C.

WALHALLA



Bigger's Career Bests

Runs 3, five times, MR: at Lafayette (4/29/18)
 Hits 5, vs. Air Force (2/25/18)
 RBI..... 3, three times, MR: vs. Lafayette (4/1/18)
 Stolen Bases 1, five times, MR: vs. Army (5/21/18)
 Hit Streak..... 15 games (2/13/18 - 3/15/18)

Career Honors

- Collegiate Baseball Newspaper Second Team Preseason All-American (2019)
- Preseason Patriot League Player of the Year (2019)
- Preseason All-Patriot League (2019 - 2B)
- Louisville Slugger Second Team All-American (2018)
- ABCA All-East Regional Second Team (2018)
- All-ECAC Second Team (2018)
- Patriot League Defensive Player of the Year (2018)
- All-Patriot League First Team (2018 - 2B)
- Louisville Slugger Freshman All-American (2017)
- Patriot League Rookie of the Week (3/14/17, 4/25/17)

As a Sophomore in 2018

- Biggers was selected as a Louisville Slugger Second Team All-American, while also earning second team honors on the ABCA All-East and All-ECAC teams
- Within the Patriot League, he was the Defensive Player of the Year after posting a .980 fielding percentage at second base, to go along with 94 putouts and 154 assists, while also capturing first team honors in the league
- He led the team with a .343 batting average, 73 hits and 20 doubles in 52 games played (all starts)
- Against Air Force on Feb. 25, Biggers set a new career high with five hits and tied his career high with three runs scored
- Biggers had a career-best 15-game hitting streak that spanned from Feb. 23 to March 15
- He also reached base safely in 26-straight games, along with the final 10 games of the season
- His 43 runs scored ranked second on the team and drove in 32 runs to rank fourth on the squad

As a Freshman in 2017

- A Louisville Freshman All-American, he came off the bench intermittently over the first three weeks of the season, before earning his way into the starting lineup beginning on March 5; and never looked back as he started for the Mids at second base and occasionally in left field in 42 of his next 43 appearances
- The move to the starting lineup paid immediate dividends as he went on a 10-game hitting streak from March 8 through March 22 and turned .000 batting average (0-9) into a .432 mark courtesy of a four-hit game versus Delaware State (3/22) and three-hit performances versus CCSU (3/10) and NYIT (3/18)

- Provided strong power numbers with 17 extra-base hits (10-2b, 3-3b, 4-HR) resulting in a .528 slugging percentage. Both his batting average (.331) and slugging percentages were second-best on the team

- Augmented his power statistics with 37 runs scored, 22 RBIs, two stolen bases and a .981 fielding percentage over 44 total starts and 49 games played
- In the Patriot League, Biggers ranked fourth in batting average, sixth in slugging percentage, tenth in runs scored
- Patriot League Rookie of the Week on March 14, as he hit .500 (7-14) with six runs scored, three extra-base hits and three RBIs over four games; later named Rookie of the Week on April 25 after hitting .400 with four runs scored, a triple, one home run, six RBIs and a .733 slugging percentage in a five-game span
- Recorded first two career hits versus Maryland Eastern Shore (3/8) with a double and home run
- In addition to UMES, tallied home runs at Holy Cross (4/2), at Lehigh (4/15) and at Army (4/23)
- Recorded a season-high three RBIs at Army (4/22) as part of a 2-3 day with a triple and sac fly
- In 44 games started had hits in 31 contests
- Posted a .305 batting average in Patriot League play with three home runs and 10 RBIs
- Hit .476 (20-42) versus LHP and .315 (23-73) with runners on base

High School

- A two-sport athlete at Walhalla HS; Biggers was a four-year baseball letterwinner for coaches Ed Taylor and Josh Harrison, in addition to a two-year letterwinner as a quarterback and wide receiver on the football team
- Following his senior year in 2015, was named the South Carolina Gold Glove Defensive Player of the Year, All-Mountain Lakes Player of the Year and participated in the South Carolina All Star Game with the North 2A/3A team
- Helped Walhalla claim the 2011 Class 3A Region I Championship
- Named to Perfect Game's All-Atlantic Region honorable mention team in 2015
- Played travel baseball with the Diamond Devils for three years and won the 2015 CABA Showcase National Championship

Personal

- Son of Scott and Lisa
- Spent the 2015-16 school year prepping at NAPS
- Participated in Beta Club, National Honor Society, National Technical Honor School and Mu Alpha Theta as extracurricular activities at Walhalla

Year	AVG.	GP-GS	AB	R	H	2B	3B	HR	RBI	TB	SLG	BB	HBP	SO	GDP	OB%	SF	SH	SB-ATT	PO	A	E	FLD%
2017	.331	49-44	142	37	47	10	3	4	22	75	.528	10	6	21	2	.394	2	5	2-5	65	90	3	.981
2018	.343	52-52	213	43	73	20	3	1	32	102	.479	19	3	28	7	.403	1	2	3-5	94	154	5	.980
TOTAL	.338	101-96	355	80	120	30	6	5	54	177	.499	29	9	49	9	.399	3	7	5-10	159	244	8	.981

2019 NAVY BASEBALL

Midshipmen Profiles



#7 MICHAEL CORITZ

IF ★ R/R ★ 5-9 ★ 160

JUNIOR ★ 2VL

CLIFTON, VA.

PAUL VI CATHOLIC



Coritz' Career Bests

Runs 4, vs. Air Force (3/23/18)
 Hits 4, at Lafayette (4/29/18)
 RBI..... 2, two times, MR: at Lafayette (4/29/19)
 Stolen Bases 1, at Maryland Eastern Shore (3/14/18)
 Hit Streak..... 7 game (4/8/18 - 4/21/18)

Career Honors

- Second Team All-Patriot League (2018 - SS)
- Academic All-Patriot League Team (2018)

As a Sophomore in 2018

- Coritz finished fourth on the team with a .303 batting average and posted a team-high on-base percentage of .413
- Recorded 46 and scored 29 runs for the Mids, while chipping in with 17 RBIs
- Drew the fourth-most walks on the team with 24 and finished the season with a .963 fielding percentage
- Finished second on the team with 139 assists and recorded 68 putouts
- Had a career game against Lafayette on April 29 going 4-for-5 at the plate with two RBIs setting new personal bests in hits and runs batted in
- Scored a career-high four runs against Air Force on Feb. 23, where he ended the day going 2-for-3 with a walk and was hit by a pitch
- Posted career-long hitting streak of seven game from April 8 to April 21 and recorded a hit in 16 of the final 20 games of the season, including a six-game hit streak to end the season

As a Freshman in 2017

- Navy's most used late-inning replacement on the field or in pinch-hitting situations with 24 appearances off the bench, he made six total starts as a freshman: five at 2B and one at 3B
- Collegiate debut came on Feb. 24 versus Air Force as a pinch-hitter; he stayed in to play 2B
- Four pinch-hitting plate appearances
- Made starts at 2B versus Air Force (2/26), Marist (3/11), Wofford (4/4), Lafayette (4/9) and Susquehanna (5/7); got nod at 3B at Maryland Eastern Shore (4/12)

- Tallied two hits at Maryland Eastern Shore (4/12) as part of 2-4, 1 R, 2 RBI game; also went 2-3 off the bench versus UMBC (5/2)
- Recorded first hit versus Air Force (2/26), a single; first extra-base hit was a double against UMBC (5/2)

High School

- Earned seven varsity letters at Paul VI Catholic High School; four for ice hockey and three for baseball under the direction of head coach Jeff Nolan
- Named First Team All-State for Virginia Independent Schools Athletic Association (VISAA) Division I
- Earned All-WCAC postseason accolades all three years as a varsity player: 2016 – First Team, 2015 – Honorable Mention and 2014 – Second Team
- Helped Paul VI win the 2016 Southeastern Baseball Classic and was named to the All-Tournament Team
- In 2016, Paul VI finished as runners up in the VISAA Division I Championship
- Served as team captain for the ice hockey team as a senior in 2016


Personal

- Son of James and Patricia
- Enjoys music, ice hockey and skiing
- Five high school teammates are playing DI collegiate baseball: Boston College IF/ RHP Jack Cunningham '20, James Madison RHP Kevin Kelly '20, Old Dominion C Devon Adams '20, Princeton RHP Tyler Ramsey '19 and Radford IF Clayton Baine '20
- Away from the field, was a member of Paul VI's National Honor Society and served as the 2015 Co-Class President

Year	AVG.	GP-GS	AB	R	H	2B	3B	HR	RBI	TB	SLG	BB	HBP	SO	GDP	OB%	SF	SH	SB-ATT	PO	A	E	FLD%
2017	.214	30-6	28	8	6	1	0	0	3	7	.250	11	0	2	1	.436	0	1	0-0	17	36	0	1.000
2018	.303	53-50	152	29	46	10	1	0	17	58	.382	24	6	9	8	.413	2	9	1-2	68	139	8	.963
TOTAL	.289	83-56	180	37	52	11	1	0	20	7	.361	35	6	11	9	.417	2	10	1-2	85	175	8	.970

2019 NAVY BASEBALL

Midshipmen Profiles



#11 EVAN LOWERY

OF ★ L/R ★ 6-3 ★ 205

JUNIOR ★ 2VL

WILLIAMSBURG, VA.

JAMESTOWN



Lowery's Career Bests

Runs3, three times, MR: vs. Lafayette (3/31/18)
 Hits4, two times, MR: vs. Air Force (2/23/18)
 RBI..... 4, vs. Lafayette (3/31/18)
 Stolen Bases 1, vs. Lafayette (3/31/18)
 Hit Streak..... 13 games (4/2/17 - 4/15/17)

Career Honors

- Patriot League Player of the Week (3/21/17)
- Patriot League Rookie of the Week (4/11/17)

As a Sophomore in 2018

- Lowery took over the starting role out in left field making 51 starts at the position, while also making a pair of starts as the designated hitter
- As a sophomore, he compiled a .276 batting average and racked up 53 hits
- Ranked fourth on the team with 31 RBIs and was second overall with 28 walks
- Slugged .417 at the plate, where his three homes were tied for second on the team
- Set a new career high with four runs driven in and tied his career high with three runs scored against Lafayette on March 31
- Stole his first career base in the same game against Lafayette on March 31 to wrap up a doubleheader sweep of the Leopards
- Finished the season with 85 putouts and a perfect 1.000 fielding percentage
- Started the season on a seven-game hitting streak, which was his longest of the season

As a Freshman in 2017

- Saw limited play over the first four weeks of the season with four at bats leading into the NYIT series (3/17-3/19); from March 17 through end of 2017, he started as Navy's DH in 35 games
- Barely missed the requirements for league standings, but would have ranked seventh in PL in slugging percentage (.504) and ninth in BA (.315) for players over 125 at bats; tallied 12 extra-base hits (4-2B, 4-3B, 4-HR)
- One of three Mids with 25 RBIs (fifth-most on the team)
- Collegiate debut as a pinch hitter versus Air Force (2/25) before making first start against NYIT (3/17)
- Posted multiple hits in 10 games with five two-hit games, four three-hit games and one four-hit contest versus NYIT (3/18)
- In that four-hit game, he went for the cycle and totaled a season-high 10 bases
- Named the Patriot League Player of the Week on March 21 following his theatrics

versus NYIT and later was the Patriot League Rookie of the Week on April 11; as named the top rookie as he batted .375 (9-24) with a .625 slugging percentage, four run scored and seven RBIs over six games

- Responsible for Navy's longest hit streak in 2017, a 13-game run from April 2 to April 15
- Hit in the five-hole in all 27 of 35 starts with all appearances as Mids' DH
- Scored three runs at Delaware State (3/22) and at Lehigh (4/16)
- Hit .347 (33-95) versus RHP and .310 (13-42) with runners in scoring position

High School

- Member of Jamestown's varsity team for three seasons under head coaches Mike Kuebler and John Cole
- Earned First Team Group 4A All-State honors in 2015 and 2016
- Named the VHSL Conference 19 Player of the Year, as well as Daily Press Player of the Year after his junior year in 2015
- Selected as a member of the 2016 Perfect Game Atlantic Region Honorable Mention team
- Served as Jamestown's team captain in 2016
- Helped lead the Eagles to the 2016 Conference 19 Championship

Personal

- Son of James and Lisa
- Father is retired U.S. Army and graduated the Military Academy in 1987; lettered in soccer at USMA in 1986
- Brother Liam is a member of Navy's baseball team and class of 2019
- Hobbies include ultimate frisbee, lifeguarding and playing spike ball
- Participated in Math, Latin and National Honor Societies at Jamestown, as well as competed in the Virginia Math League
- Born in Honolulu, but raised in Virginia
- High school teammates with Liam, as well as DI players: Liberty OF Chris Jones '20 and North Carolina State LHP Kent Klyman '20

Year	AVG.	GP-GS	AB	R	H	2B	3B	HR	RBI	TB	SLG	BB	HBP	SO	GDP	OB%	SF	SH	SB-ATT	PO	A	E	FLD%
2017	.315	40-35	127	23	40	4	4	4	25	64	.504	12	1	24	0	.368	4	2	0-0	0	0	0	.000
2018	.276	53-53	192	29	53	12	3	3	31	80	.417	28	2	32	2	.371	2	1	1-1	85	0	0	1.000
TOTAL	.292	93-88	319	52	90	16	7	7	56	144	.451	40	3	56	2	.470	6	3	1-1	85	0	0	1.000

2019 NAVY BASEBALL

Midshipmen Profiles



#22 JACOB WILLIAMSON

IF ★ R/R ★ 6-0 ★ 195

JUNIOR ★ 2VL

SIMS, N.C.

JAMES HUNT



Williamson's Career Bests (Batting)

Runs	4, vs. Lafayette (3/31/18)
Hits	4, vs. Air Force (2/23/18)
RBI	4, vs. Air Force (2/23/18)
Stolen Bases	1, five times, MR: vs. Coppin State (3/28/18)
Hit Streak	10 games (3/17/17 - 3/29/17)

Williamson's Career Bests (Pitching)

Innings Pitched	1.1, vs. Cornell (3/5/17)
Strikeouts	1, vs. Cornell (3/5/17)
Longest Outing w/o Hit	1.1 IP, vs. Cornell (3/5/17)
Longest Outing w/o Walk	0.2 IP, two times, MR: at Holy Cross (4/3/17)

Career Honors

- Louisville Slugger Freshman All-American (2017)
- Patriot League Player of the Week (2/26/18)
- Patriot League Rookie of the Week (2/28/17)

As a Sophomore in 2018

- Voted as the Patriot League Player of the Week on Feb. 26
- Williamson was one of four Mids to start in all 54 games and he compiled an average of .274, while leading the team with 46 RBIs
- Led the team with 14 games, where he had multiple RBIs and he was third with 19 multi-hit games
- Racked up 15 doubles to finish fourth on the team and finished fourth with 82 total bases
- His 57 hits were fourth-most on the team, to go along with 33 runs scored
- Set career highs in hits and RBIs on Feb. 23 against Air Force with a 4-for-5 day, which included four RBIs

As a Freshman in 2017

- 2017 Louisville Slugger Freshman All-American
- Staple in the Mids' lineup since Opening Day; appeared in and started 53 of Mids' 54 games
- Hit .296 with a .444 slugging percentage courtesy of 18 extra-base hits; scored 32 runs, drove in 25, stole four bases and fielded his position at a .926 clip
- In the conference standings, he recorded the eighth-most doubles, 11th-most home runs and ranked 16th in BA
- Second on Navy in home runs, third in doubles and fourth in total hits (56)
- One of three Mids with 25 RBIs (fifth-most on the team)
- Recorded 13 multi-hit games with nine games of two hits and four with three, in addition to six multi-RBI games with four two-RBI contests and two games with three: versus Air Force (2/25) and George Mason (4/19)
- Ran off a 10-game hit streak from March 17 through March 29, that was part of a longer 19-game streak of reaching base safely (March 17 to April 8); during that

run he reached base via hits 18 times and a walk

- Patriot League Rookie of the Week on March 1 after batting .375 (3-8) with a .615 OBP, a home run, three runs scored and four RBIs versus Air Force

- Connected for home runs versus Air Force (2/25), Holy Cross (4/2), Holy Cross (4/3), Wofford (4/4) and Lehigh (4/16)
- Pitched 2.2 innings over three relief appearances: Cornell (3/5), Princeton (3/25) and at Holy Cross (4/3)

High School

- A five-sport athlete at Hunt High School, he played baseball (4 years), football (3), track & field (2), soccer (1) and basketball (1); Jon Smith was his head coach for baseball where he pitched and played the infield
- Recognized on the 2016 NCBCA Class 3A All-State Team
- Four-time 3A All-Big East Conference honoree from 2013 through 2016; twice named Hunt's Team MVP
- Perfect Game's publication noted Williamson on its 2015 Underclass High Honorable Mention All-American list, as well as on its 2016 Atlantic Region Honorable Mention team
- As a quarterback with the football team, he earned three All-Conference playing honors, as well as the team's Offensive MVP in 2014 and 2015; holds the school record for passing yards
- Elected to serve as team captain of both his baseball and football teams
- Member of five conference championship winning teams: baseball (2013, 2016), football (2013, 2015) and soccer (2015)

Personal

- Son of Jim and Laurie
- Father played collegiate baseball at Mount Olive College
- In his free time enjoys hunting, fishing, water sports and helping with his family's business, Williamson Peanuts
- Participated in National Honor Society, National Technical Honor Society, SGA, DECA and FCA, as well as served as a volunteer with the Special Olympics and Headbands of Hope
- High school teammates with East Carolina OF Dwanya Williams-Sutton '19, East Carolina C Bryson Worrell '21 and 2015 Miami Marlins Third Round Pick and current Cincinnati Red farmhand Zeke White. On the football field, he played alongside Dallas Cowboy DE Lewis Neal (LSU '17), Louisville RB Malik Williams '18, N.C. State S Dexter Wright '18

Year	AVG.	GP-GS	AB	R	H	2B	3B	HR	RBI	TB	SLG	BB	HBP	SO	GDP	OB%	SF	SH	SB-ATT	PO	A	E	FLD%	
2017	.296	53-53	189	32	56	13	0	5	25	84	.444	21	0	44	0	.363	2	1	4-4	39	98	11	.926	
2018	.274	54-54	208	33	57	15	2	2	46	82	.394	20	2	49	4	.333	7	0	1-2	33	84	10	.921	
TOTAL	.285	107-107	397	65	113	28	2	7	71	166	.418	41	2	93	4	.347	9	1	5-6	72	182	21	.924	
Year	ERA	W-L	APP	GS	CG	SHO	CBO	SV	IP	H	R	ER	BB	SO	2B	3B	HR	BF	BAVG.	WP	HBP	BK	SFA	SHA
2017	6.75	0-1	3	0	0	0	0	0	2.2	2	3	2	2	1	0	0	1	14	.200	0	1	0	0	1
TOTAL	6.75	0-1	3	0	0	0	0	0	2.2	2	3	2	2	1	0	0	1	14	.200	0	1	0	0	1

2019 NAVY BASEBALL

Midshipmen Profiles



#3 AARON AHN

IF ★ R/R ★ 6-2 ★ 210

SOPHOMORE ★ 1VL

MARLBORO, N.J.

RED BANK CATHOLIC



Ahn's Career Bests

Runs 2, two times MR: at Maryland Eastern Shore (3/14/18)
 Hits 2, two times MR: at Maryland Eastern Shore (3/14/18)
 RBI 1, two times MR: vs. Rider (3/9/18)
 Stolen Bases N/A
 Hit Streak 2 games (3/8/18 - 3/9/18)

As a Freshman in 2018

- Ahn first season with Navy saw him make seven starts in 15 appearances
- He compiled eight hits in 29 at bats and scored eight runs
- Four of his eight hits were doubles and he also drew four walks
- Ahn notched two multi-hit games going 2-for-2 at home against Maryland Eastern Shore, where he recorded his first career RBI on March 8
- His second multi-hit contest came on the road against Maryland Eastern Shore with another 2-for-2 day and two RBIs and two runs scored
- On defense he finished with 19 putouts and 24 assists to record a .956 fielding mark

High School

- Played baseball at Red Bank Catholic HS under the direction of Buddy Hausmann
- Garnered postseason accolades on the All-Monmouth County and All-Shore Conference First Team as a senior in 2017
- Member of Red Bank Catholic's 2017 Monmouth County Championship title and served as a team captain that season
- Recognized by Perfect Game on the publication's 2017 All-Northeast Region Second Team

Personal

- Son of Jonathan and Dana
- Brother Aaron is a class of 2018 USNA Midshipmen
- Participated in Maryknoll Affiliates Club and earned the Dwight D. Eisenhower Leadership Award at Red Bank Catholic HS
- High school teammate of Rutgers IF Anthony DeRosa '21

Year	AVG.	GP-GS	AB	R	H	2B	3B	HR	RBI	TB	SLG	BB	HBP	SO	GDP	OB%	SF	SH	SB-ATT	PO	A	E	FLD%
2018	.276	15-7	29	7	8	4	0	0	2	12	.414	4	2	8	1	.400	0	1	0-1	19	24	2	.956
TOTAL	.276	15-7	19	7	8	4	0	0	2	12	.411	4	2	8	1	.400	0	1	0-1	19	24	2	.956

2019 NAVY BASEBALL

Midshipmen Profiles



#31 TREY BRAITHWAITE

RHP ★ R/R ★ 6-3 ★ 210

SOPHOMORE

WINCHESTER, VA.

MILLBROOK

Braithwaite's Career Bests

Innings Pitched.....	1.0, vs. Air Force (2/23/18)
Strikeouts.....	2, vs. Air Force (2/23/18)
Longest Outing w/o Hit.....	1.0 IP vs. Air Force (2/23/18)
Longest Outing w/o Walk.....	1.0 IP vs. Air Force (2/23/18)

Personal

- Son of Todd and Yvonne
- Teammates at Millbrook with VMI IF Jacob Jaye '18, Pittsburgh IF Alex Amos '20, Coastal Carolina RHP Anthony Simonelli '21, James Madison OF Connor Hartigan '21, Kennesaw State LHP Ryan Kennedy '21 and VMI RHP Austin Murphy '21

As a Freshman in 2018

- In his first season with the Mids, Braithwaite appeared two time out of the bullpen and threw 1-1/3 innings
- His first collegiate appearance was for one out against Gardner-Webb on Feb. 16 and he then pitched a scoreless frame against Air Force on Feb. 23
- Against Air Force, he finished his inning with two strikeouts
- Over his two appearances during the year he did not give up a hit or a run and hit just one batter in four batters faced

High School

- Earned six combined varsity letters at Millbrook HS for baseball (4) and basketball (2); coached in baseball by Brian Burke
- Honored on the 2015 VHSL Group 4A All-State Second Team in 2015
- Recognized on the All-Northwestern District and All-Conference 21 First Teams in both 2015 and 2016
- Helped Millbrook to a Virginia 4A State runner-up finish, along with conference and regional titles in 2014 and to the district title in 2015
- Captained Millbrook's team as a senior in 2016
- Listed on the 2016 Perfect Game All-Atlantic Region Honorable Mention team
- Played travel ball with Navy's Michael Coritz on Stars Baseball VA
- Spent the 2016-17 school year prepping at NAPS

Year	ERA	W-L	APP	GS	CG	SHO	CBO	SV	IP	H	R	ER	BB	SO	2B	3B	HR	BF	BAVG.	WP	HBP	BK	SFA	SHA
2018	0.00	0-0	2	0	0	0	0	0	1.1	0	0	0	0	2	0	0	0	5	.000	0	1	0	0	0
TOTAL	0.00	0-0	2	0	0	0	0	0	1.1	0	0	0	0	2	0	0	0	5	.000	0	1	0	0	0

2019 NAVY BASEBALL

Midshipmen Profiles



#55 CHARLIE CONNOLLY

RHP ★ R/R ★ 6-4 ★ 225

FRESHMAN ★ 1VL

WAYNE, PA.

RADNOR



Connolly's Career Bests

Innings Pitched 3.0, at Delaware State (3/15/18)
 Strikeouts 4, vs. Coppin State (3/28/18)
 Longest Outing w/o Hit 1.0 IP vs. Army (3/25/18)
 Longest Outing w/o Walk 1.0 IP, four times, MR: vs. Longwood (5/6/18)

Personal

- Son of Edward and Sara
- Achieved the rank of Eagle Scout

As a Freshman in 2018

- Made nine appearances as a freshman, including one start
- His lone start came at Delaware State on March 15 and tossed a career-high three innings allowing two runs on two hits and struck out three batters to earn the victory
- Tossed 11 innings during his first season and gave up 10 runs – eight earned – while posting 17 strikeouts
- Struck out a season-best four batters on March 28 against Coppin State in 1-2/3 innings of relief
- Finished the season with a record of 1-1


High School

- Two-sport athlete at Radnor HS as he lettered in baseball three times for head coach Joe Kerrigan and football (WR/LB) three times
- As a senior earned postseason accolades on the 2017 1st Team All-Main Line Team and 2nd Team All-Central League; named to All-Main Line Honorable Mention team as a sophomore in 2015
- Aided Radnor's 2016 PIAA District One Championship winning season
- Noted by Perfect Game as an honorable mention on the 2017 All-Atlantic Region team

Year	ERA	W-L	APP	GS	CG	SHO	CBO	SV	IP	H	R	ER	BB	SO	2B	3B	HR	BF	BAVG.	WP	HBP	BK	SFA	SHA
2018	6.55	1-1	9	1	0	0	0	0	11.0	15	10	8	8	17	1	0	0	56	.333	4	0	0	3	0
TOTAL	6.55	1-1	9	1	0	0	0	0	11.0	15	10	8	8	17	1	0	0	56	.333	4	0	0	3	0

2019 NAVY BASEBALL

Midshipmen Profiles



#18 RYAN DUFFEY

OF ★ R/R ★ 6-2 ★ 185

SOPHOMORE ★ 1VL

DUXBURY, MASS.

NOBLE AND GREENOUGH

Duffey's Career Bests

Runs 1, three times, MR: at Delaware State (3/15/18)
 Hits 2, two times, MR: vs. NJIT (3/3/18)
 RBI 1, four times, MR: at Lafayette (4/29/18)
 Stolen Bases N/A
 Hit Streak 2 games (2/27/18 - 3/3/18)

Personal

- Son of Thomas and Marianne
- Played alongside Siena LHP Domenic Nardone '20, Harvard IF Buddy Mrowka '21 and future Dartmouth RHP Cole Roland '22

As a Freshman in 2018

- In his first season with Navy, he appeared in 23 games and started in three-straight games from Feb. 27 to March 3
- During the short stretch of three starts, he recorded back-to-back two-hit games.
- He first went 2-for-4 with a run and an RBI – all of which were career firsts – against UMBC on Feb. 27
- Duffey followed with a 2-for-3 day to start a doubleheader against NJIT on March 3, which included another run and another RBI
- Also stole his first career base against NJIT
- Finished the year going 7-for-26 at the dish and scored three runs, while driving in three runs
- Drew three walks and had four putouts


High School

- Attained nine varsity letters during his interscholastic career with three in baseball for head coach Rob Murray at Noble & Greenough, three in football (WR, DB) at N&G and three in track (60m dash) for Duxbury HS
- Earn All-Independent School League (ISL) honors following his junior and senior baseball seasons, as well as after his junior and senior football campaigns
- Named Noble & Greenough's Baseball Team MVP in 2017
- Served as team captain for both the baseball and football programs
- Selected by Perfect Game as an honorable mention All-Northeast Regional player in 2017

Year	AVG.	GP-GS	AB	R	H	2B	3B	HR	RBI	TB	SLG	BB	HBP	SO	GDP	OB%	SF	SH	SB-ATT	PO	A	E	FLD%
2018	.269	23-3	26	3	7	0	0	0	4	7	.269	3	0	5	1	.333	1	0	1-1	4	0	2	.667
TOTAL	.269	23-3	26	3	7	0	0	0	4	7	.269	3	0	5	1	.333	1	0	1-1	4	0	2	.667

2019 NAVY BASEBALL

Midshipmen Profiles



#5 JACK FERGUSON

LHP * L/L * 5-11 * 170

SOPHOMORE * 1VL

ATLANTA, GA.

NORTH ATLANTA



Ferguson's Career Bests

Innings Pitched 3.2, vs. Air Force (2/25/18)
 Strikeouts 4, two times, MR: at Maryland Eastern Shore (3/14/18)
 Longest Outing w/o Hit 1.0 vs. Lafayette (3/31/18)
 Longest Outing w/o Walk 3.0 IP, two times, MR: vs. Bucknell (4/18/18)

As a Freshman in 2018

- In his first collegiate season, Ferguson appeared on the mound 12 times making one start.
- His lone start came against NJIT on March 4, where he tossed two innings allowing two hits without surrendering a run
- Ferguson's first collegiate win came at home against Coppin State in a 3-1 decision and he threw three innings in relief to earn the victory
- He tossed a season-high 3-2/3 innings against Air Force on March 25 and set his career-best of four strikeouts – which was later tied against Maryland Eastern Shore on March 14
- Ferguson finished the season with a 2-0 record and a 4.87 ERA
- He struck out 17 batters in 20-1/3 innings of work as a freshman

High School

- Earned seven varsity letters at North Atlanta HS with four in baseball as an LHP/CF for coach Stephen Muoio and three as a QB/WR on the football team
- Selected to All-Region baseball teams following 2015, 2016 and 2017 seasons
- Garnered a nod on 2016 7-A All-Region 1st Team for football at the athlete position
- Team captain of both his baseball and football teams
- As a member of the 6-4-3 DP Cougars club team won the 2016 17U Perfect Game Super25 National Championship
- Named the 6-4-3 17U Cougars Offensive Player of the Year in 2016
- Noted by Perfect Game as a 2017 All-Southeast Region Honorable Mention team member

Personal

- Son of Jim and Allison
- Hobbies include, hunting, movies and sports
- Participated in FCA, Young Life and recognized on North Atlanta HS' Honor Roll
- Teammates with Georgia IF Steven Minter '21 and Georgia Tech LHP Brant Hurter

Year	ERA	W-L	APP	GS	CG	SHO	CBO	SV	IP	H	R	ER	BB	SO	2B	3B	HR	BF	BAVG.	WP	HBP	BK	SFA	SHA
2018	4.87	2-0	12	1	0	0	0	0	20.1	25	11	11	11	17	4	0	0	98	.316	1	5	0	1	2
TOTAL	4.87	2-0	12	1	0	0	0	0	20.1	25	11	11	11	17	4	0	0	98	.316	1	5	0	1	2

2019 NAVY BASEBALL

Midshipmen Profiles



#24 TOMMY GOODRIDGE

RHP * R/R * 5-11 * 180

SOPHOMORE * 1VL

SAN DIEGO, CALIF.

ST. AUGUSTINE



Goodridge's Career Bests

Innings Pitched7.0, at Maryland Eastern Shore (3/8/18)
 Strikeouts 4, at Maryland Eastern Shore (3/8/18)
 Longest Outing w/o Hit N/A
 Longest Outing w/o Walk7.0 IP, at Maryland Eastern Shore (3/8/18)

Career Honors

- Patriot League Rookie of the Week (3/12/18)
- Patriot League Academic Honor Roll (2018)

As a Freshman in 2018

- Grabbed Patriot League Rookie of the Week honors on March 12
- During her first collegiate season, Goodridge made nine appearances and five starts for the Midshipmen
- After not allowing a run in his first to relief appearances, he got his first start on Feb. 27 against UMBC and tossed six shutout innings allowing just two hits and striking about a pair
- His longest start of the season came in his next appearance and threw seven innings against Maryland Eastern Shore allowing just one run on three hits and striking out a career-best four hitters
- Over his first four appearances, he posted a record of 3-0 and had one save, while notching an ERA of 0.57
- In 27 innings pitched as a freshman, he recorded a 4.00 ERA and ended the year with a record of 3-2 and a save

High School

- Played both baseball and football (QB) at St. Augustine HS; pitched and played shortstop for head coach Craig da Luz
- As a senior in 2014-15 served both his baseball and football teams as a captain and garnered postseason All-Eastern League playing honors
- Member of St. Augustine's 2013 Eastern League championship baseball team
- St. Augustine's football team won sectional titles (San Diego: Division I) in 2013 and 2014, as well as league crowns in 2012 and 2013; Goodridge was starting QB in 2014
- Earned All-Academic team honors for baseball in 2014 and 2015 by the San Diego Union Tribune • Recognized by Perfect Game as an honorable mention member of the 2015 All-California Region team

Personal

- Son of Jim and Lynn
- Prior to coming to Annapolis studied for two years post grad at Northwestern Prep School ('15-16) and San Diego State ('16-17)
- High school teammates with Pepperdine RHP Kiko Garcia '18, Cal C Ty Greene '19 and Univ. of San Diego OF/1B Tyler Herburger '19
- Played both baseball and football with Midshipmen offensive lineman Chris Gesell '19

Year	ERA	W-L	APP	GS	CG	SHO	CBO	SV	IP	H	R	ER	BB	SO	2B	3B	HR	BF	BAVG.	WP	HBP	BK	SFA	SHA
2018	4.00	3-2	9	5	0	0	1	1	27.0	33	14	12	10	12	2	0	1	123	.300	2	1	0	1	1
TOTAL	4.00	3-2	9	5	0	0	1	1	27.0	33	14	12	10	12	2	0	1	123	.300	2	1	0	1	1

2019 NAVY BASEBALL

Midshipmen Profiles



#34 SANTE GROSSI

RHP * R/R * 5-11 * 195

SOPHOMORE * 1VL

RIVERSIDE, CALIF.

MARTIN LUTHER KING



Grossi' Career Bests

Innings Pitched 3.0, three times, MR: at Bucknell (3/18/18)
 Strikeouts 4, four times, MR: vs. Rider (3/11/18)
 Longest Outing w/o Hit 3.0 IP, vs. Rider (3/11/18)
 Longest Outing w/o Walk 3.0 IP, vs. UMBC (2/27/18)

As a Freshman in 2018

- Made 14 relief appearances during his first collegiate season
- Struck out at least one batter in all but two outings, including the first nine appearances
- Over his first 8-2/3 innings pitched he struck out 18 batters, which were highlighted by four appearances with four strikeouts each
- Posted three saves and a record of 2-1 on the mound, to go along with a 3.52 ERA in 23 innings of work
- Wrapped up the season with 29 strikeouts and allowed just nine runs and 19 hits
- Allowed opponents to hit just .224 in 85 at-bats
- Helped Navy shutout UMBC on Feb. 27 with three scoreless innings and four strikeouts

High School

- Lettered three times on the King baseball team for coaches Ken Scott and Steve Madrill
- Recognized on the All-Big VIII League First Team following his junior and senior seasons, as well as on the All-Inland Area Second Team in 2017 and Honorable Mention team in 2016
- Earned spots on the All-Big VIII League Academic Team twice; 2016, 2017
- Served as a co-captain for King in 2017
- Named to 2017 Perfect Game All-California Region Honorable Mention team

Personal

- Son of Sante and Grace
- Hobbies include, shooting, card games, sailing and playing the piano by ear
- Participated in King's Honor Guard program
- Teammates at King with UC Riverside RHP Kevin West '20, UC Riverside IF Nate Webb '21, UC Riverside OF Dylan Orick '21, Cal Baptist C Rory Smith '21 and future Cal State Fullerton OF Trevor Cadd '22

Year	ERA	W-L	APP	GS	CG	SHO	CBO	SV	IP	H	R	ER	BB	SO	2B	3B	HR	BF	BAVG.	WP	HBP	BK	SFA	SHA
2018	3.52	2-1	14	0	0	0	1	3	23.0	19	9	9	7	29	4	1	0	95	.224	5	1	0	1	1
TOTAL	3.52	2-1	14	0	0	0	1	3	23.0	19	9	9	7	29	4	1	0	95	.224	5	1	0	1	1

2019 NAVY BASEBALL

Midshipmen Profiles



#51 JARED LEINS

RHP * R/R * 6-6 * 210

SOPHOMORE * 1VL

RALEIGH, N.C.

LEESVILLE ROAD



Leins' Career Bests

Innings Pitched 4.0, three times, MR: vs. Holy Cross (3/24/18)
 Strikeouts 7, two times, MR: vs. Rider (3/10/18)
 Longest Outing w/o Hit 2.0 IP, two times, MR: vs. Lehigh (4/15/18)
 Longest Outing w/o Walk 4.0, vs. Air Force (2/24/18)

Career Honors

- Collegiate Baseball Freshman All-American (2018)
- Second Team All-Patriot League (2018 - RP)
- Patriot League Rookie of the Week (2/26/18, 3/19/18, 4/16/18, 4/23/18)
- Patriot League Academic Honor Roll (2018)

As a Freshman in 2018

- Earned Patriot League Rookie of the Week honors four times, which was the most in the league
- Appeared out of the bullpen 18 times and started once as a freshman
- Finished second on the team with five victories on the mound after going 5-2 and posting an ERA of 3.21
- He also led Navy with five saves on the mound
- After allowing a run in his first collegiate appearance, he did not allow a run in his next six appearances
- Of his 19 appearances on the season, he had 12 scoreless outings
- His lone start of the season came on Feb. 28 against Coppin State, where he threw three scoreless frames allowing just one hit and striking out four batters
- He threw a career-high seven strikeouts twice as a freshman, first coming on Feb. 24 against Air Force in four innings and then in 3-1/3 innings against Rider on March 10
- Compiled 52 strikeouts to finish third on the team and lead all relievers
- He was one of two Midshipmen pitchers to hold opponents under .200 at the plate after holding an opponent batting average of .197
- Leins was part of one shutout during the season after he pitched 1-2/3 innings against Holy Cross in the Patriot League Semifinals to preserve the 4-0 victory for Navy
- He was second among relievers in innings pitched with 42

High School

- Three-year letterwinner at Leesville Road HS on the baseball team as an RHP/1B for coach Guy Civitello
- Earned All-Cap-8 Conference accolades in 2017 following an honorable mention all-conference nod in 2016
- Key contributor in Leesville Road's 2017 CAP-8 4A Conference Championship
- Named to 2017 Perfect Game All-Atlantic Region Honorable Mention team


Personal

- Son of Larry and Bethany
- In his free time enjoys boating, ping pong, sports and playing the ukulele
- While at Leesville Road, participated in National Honor Society, Spanish National Honor Society, Math Honor Society and FCA
- Teammates with North Carolina State C Jack Conley '19, North Carolina State IF Dillon Cooper '20, Appalachian State RHP Andrew Papp '20, USC Upstate RHP Will Wheeler '20, future North Carolina LHP Will Sandy '22 at Leesville Road

Year	ERA	W-L	APP	GS	CG	SHO	CBO	SV	IP	H	R	ER	BB	SO	2B	3B	HR	BF	BAVG.	WP	HBP	BK	SFA	SHA
2018	3.21	5-2	19	1	0	0	1	5	42.0	31	18	15	15	52	8	0	2	178	.197	6	4	0	1	1
TOTAL	3.21	5-2	19	1	0	0	1	5	42.0	31	18	15	15	52	8	0	2	178	.197	6	4	0	1	1

2019 NAVY BASEBALL

Midshipmen Profiles



#6 STEPHEN THOMPSON

IF ★ R/R ★ 6-0 ★ 185

SOPHOMORE ★ 1VL

ROCK HILL, S.C.

SOUTH POINTE

Thompson's Career Bests

Runs 1, vs. Lehigh (4/15/18)
 Hits 1, three times, MR: vs. Coppin State (2/28/18)
 RBI 1, four times, MR: vs. Lehigh (4/15/18)
 Stolen Bases N/A
 Hit Streak 3 games (2/23/18 - 2/28/18)

As a Freshman in 2018

- Thompson played in 13 games and started twice during his freshman campaign
- His first collegiate start came at home against Coppin State on Feb. 28, where he capped off a stretch of getting a hit in three-straight games and he also recorded his first career RBI
- First collegiate hit came on Feb. 23 against Air Force and he notched hits only extra base hit of the season in the series finale against Air Force on Feb. 25
- Thompson finished the season with three hits, four RBIs and a run scored

High School

- Lettered all four years at South Pointe HS on the baseball team under the direction of coach Joel Taylor
- Named to the 2016 and 2017 All-Region 3-3A and Rock Hill Herald All-Area Teams, as well as to the 2017 North 3A/4A South Carolina All Star Team
- Key contributor on South Pointe's 2017 team that won the Class 4A Region 3 and Class 4A Upper State titles before finishing runner-up in the Class 4A South Carolina State Championship tournament
- Named to the 2017 Perfect Game All-Atlantic Region Honorable Mention team


Personal

- Son of Rick and Shannon
- Uncle Drake Hawkins graduated from the United States Naval Academy in 1963
- Lists fishing and outdoor construction projects as hobbies
- Extracurriculars at South Pointe include, National Beta Club and National Honor Society
- Teammates with Winthrop OF/C Bo Taylor '21 and Coker College IF Daniel Lipe '21 at South Pointe

Year	AVG.	GP-GS	AB	R	H	2B	3B	HR	RBI	TB	SLG	BB	HBP	SO	GDP	OB%	SF	SH	SB-ATT	PO	A	E	FLD%
2018	.188	13-2	16	1	3	1	0	0	4	4	.250	1	0	6	0	.211	2	1	0-0	1	1	0	1.000
TOTAL	.188	13-2	16	1	3	1	0	0	4	4	.250	1	0	6	0	.211	2	1	0-0	1	1	0	1.000

2019 NAVY BASEBALL

Midshipmen Profiles



#27 BRANDON YU

RHP ★ R/R ★ 6-1 ★ 170

SOPHOMORE

PERRY HALL, MD.

PERRY HALL

Yu's Career Bests

Innings Pitched 1.0, at Delaware State (3/15/18)
 Strikeouts N/A
 Longest Outing w/o Hit 1.0 IP, at Delaware State (3/15/18)
 Longest Outing w/o Walk N/A

Personal

- Son of Youngjin and Tami
- Brother of Andrew Yu, a Class of 2019 USNA Midshipman
- Participated in National Honor Society at Perry Hall

As a Freshman in 2018

- Yu made one appearance out of the bullpen during his freshman campaign
- Tossed one inning on March 15 against Delaware State and did not allow a hit or a run

High School

- A two-sport athlete at Perry Hall HS; Yu lettered three times in both baseball and soccer. Pitched and played shortstop at Perry Hall for Joe Carlineo
- As a junior and senior earned All-Baltimore County and All-District 6 playing honors
- Selected as the 2017 Baltimore County Pitcher of the Year
- Named to the 2016 MSABC Futures-North Region team
- Member of Perry Hall's 2015 Maryland 4A North Regional Championship winning baseball team and 2015 Maryland 4A State Championship winning soccer team

Year	ERA	W-L	APP	GS	CG	SHO	CBO	SV	IP	H	R	ER	BB	SO	2B	3B	HR	BF	BAVG.	WP	HBP	BK	SFA	SHA
2018	0.00	0-0	1	0	0	0	0	0	1.0	0	0	0	2	0	0	0	0	5	.000	0	0	0	0	0
TOTAL	0.00	0-0	1	0	0	0	0	0	1.0	0	0	0	2	0	0	0	0	5	.000	0	0	0	0	0

2019 NAVY BASEBALL

2019 Newcomers



#32 WILSON AYERS

LHP ★ L/L ★ 5-9 ★ 185

FRESHMAN ★ HS

ASHBURN, VA.

BRIAR WOODS

High School

- While attending Briar Woods High School he lettered in baseball three times
- Won the Virginia state title in 2017
- First Team All-State in 2017 and 2018
- Earned Second Team All-MET during the 2018 season

Personal

- Son of Scott and Jessamyn
- Four-year Student Council Officer
- Member of the National Honor Society and the German National Honor Society
- Teammates with George Rosales (Farleigh Dickinson), Mike Ludwig (Wake Forest), Jack Cone (William & Mary) and Hunter Hoopes (UNC Asheville)



#23 DALTON BAKER

RHP ★ L/R ★ 6-4 ★ 210

FRESHMAN ★ HS

SEBRING, FLA.

SEBRING

High School

- Lettered three times at Sebring High School
- Was named the Rookie of the Year at Sebring during the 2015-16 season
- Was the 2016-17 Golden Arm Award winner for the team
- Earned First Team All-Highlands honors from 2015 to 2018

Personal

- Son of Timothy and Jodi
- Member of the National Honor Society, Mu Alpha Theta Mathematics Club and Future Business Leaders of America
- Teammates with Josh Crouch of State College of Florida and Everett Hurst of Florida International
- Brother Jordan Baker graduated from USNA in 2018 and played one season on the baseball team

2019 NAVY BASEBALL

2019 Newcomers



#19 ANTHONY COSSETTI

OF ★ L/R ★ 5-10 ★ 170

FRESHMAN ★ HS

EAGLEVILLE, PA.

LA SALLE

High School

- Earned three letters at LaSalle College High School
- Won the Philadelphia Catholic League title and Philadelphia District 12 championship
- Selected All-Philadelphia Catholic League and All-Southeast Pennsylvania
- Garnered All-Pennsylvania honors and was named the Offensive Player of the Year

Personal

- Son of Tony and Taunya
- Earned Scholastic Honors during all four years of high school
- Brother Andrew Cossetti will play baseball at Saint Joseph's
- Teammates with Joseph Miller who will play baseball at University of Pennsylvania and Michael Siani who is currently in the Cincinnati Reds minor league system
- Father Tony Cossetti played baseball at LaSalle University



#14 DOMINIQUE GATES

OF ★ R/R ★ 5-10 ★ 175

FRESHMAN ★ HS

SEATTLE, WASH.

O'DEA

High School

- Earned seven letters in his time at O'Dea High School with three coming on the baseball team, three from football and one from swimming
- Helped lead his team to the 2015 Metro League Championship on the diamond
- Named First Team All-Metro and All-State in baseball during his senior season
- On the football field was a 2016 and 2017 First Team All-Metro honoree and earned First Team All-State honors as a senior
- Won the 2016 Metro League Championship with his football team

Personal

- Son of Dusean and Melia
- Was the 2017 School President at O'Dea
- Attended the Naval Academy Prep School
- Uncle, Bookie Gates, played baseball for four seasons at Washington State

2019 NAVY BASEBALL

2019 Newcomers



#29 THOMAS GRAHAM

IF ★ R/R ★ 5-11 ★ 175

FRESHMAN ★ HS

MOUNTAIN BROOK, ALA.


MOUNTAIN BROOK

High School

- Three-time letterwinner at Mountain Brook High School.
- Won the Alabama Class 7A, Area 6 Championship in 2018
- During his senior season hit .343 and slugged .505 with nine doubles and four triples
- Finished his senior campaign with 85 assists, which was the second-most in Mountain Brook school history
- Earned All-Tournament Team honors at the Perfect Game 2018 High School Showdown
- Was the Emeel Salem, Jr., Mountain Brook Baseball Academic Excellence Award winner in 2017 and 2018
- Won the Birmingham Metro Championship in 2016 with the junior varsity team

Personal

- Son of Paul and Evelyn
- Finished in the top five percent and was an honor graduate at Mountain Brook
- Member of the National Honor Society, Mu Alpha Theta and the National Spanish Honor Society
- Played travels baseball with the Birmingham Braves, New England Ravens and Triton Rays
- High school teammates with Aaron Shiflet of Eckerd College, Andy Hanaway of Rhodes College, Clay Stearns of Snead State Community College and Alabama commit Dowd Ritter



#16 DALTON JACKSON

OF/1B ★ R/R ★ 6-0 ★ 200

FRESHMAN ★ HS

CHESAPEAKE, VA.

MERCERSBURG ACADEMY

High School

- Four-time letter winner at Great Bridge High School
- Won the conference championship in 2016 and 2017
- First Team All-District selection in 2016
- First Team All-District, All-Conference, All-Region and All-State in 2017
- Named the 2017 District Player of the Year and 2017 Regional Player of the Year

Personal

- Son of Stephen and Barbara
- Member of the National Honor Society
- Played baseball with incoming freshman at the Naval Academy Trent Topping '22
- Father Stephen Jackson '93 and uncle Robert Smyles '92 attended the Naval Academy



#30 COLIN JONES

LHP ★ L/L ★ 6-5 ★ 200

FRESHMAN ★ HS

COLLIERVILLE, TENN.


EVANGELICAL CHRISTIAN

High School

- Two-time letter winner at Evangelical Christian School
- 2017 D2-A Tennessee state champion
- Was selected All-Region and All-District in 2017 and 2018

Personal

- Son of James and Gloria
- Member of the Key Club
- High School Ambassador
- Led youth Bible study group



#38 JACK MURRAY

RHP ★ S/R ★ 6-3 ★ 180

FRESHMAN ★ HS

SANTA ROSA, CALIF.

CARDINAL NEWMAN

High School

- Two-time letterwinner on the Cardinal Newman High School baseball team and earned two letters on the football team
- Won two league championships on the football team along with a 2016 North Coast Section title

Personal

- Son of John and Nancy
- Four-time NBL Academic Honor Roll in baseball and three-time honoree for football
- Finished as the all-time points leader for a kicker at Cardinal Newman
- Was the Junior Class President and represented Cardinal Newman at the California Leadership Conference
- Played baseball with Jake Hernandez of Sonoma State and Ryan O'Hara of Santa Barbara City College
- Cousin, Caroline Ewert '13, played volleyball at USNA from 2009-13

2019 NAVY BASEBALL

2019 Newcomers



#26 CHRISTIAN POLICELLI

C ★ R/R ★ 6-0 ★ 195

FRESHMAN ★ HS

WALKERSVILLE, MD.

WALKERSVILLE

High School

- Four-time letter winner on the Walkersville High School baseball team and earned three letters playing for the football team
- Won the Maryland Class 2A State Championship in 2016 with the football after helping the team go 14-0
- Three-time All-Area First Team catcher
- Was named the 2017 All-Area Defensive Player of the Year on the football field
- First Team All-Area linebacker in 2016
- First Team All-State linebacker in 2016

Personal

- Son of Vincent and Katherine
- Member of the National Honor Society and FCA
- Played baseball with Old Dominion OF Jacob Wetzel
- Brother, Brady Policelli, played baseball at Towson and now plays in the Detroit Tigers minor league system



#36 KYLE QUINN

RHP ★ R/R ★ 6-3 ★ 200

FRESHMAN ★ HS

MESQUITE, TEXAS

JOHN D. HORN

High School

- Four-time letterman for the baseball team at John D. Horn High School and lettered once on the football team
- Captain of the baseball team in 2017 and 2018
- Earned Second Team All-District honors in 2016 and was an honorable mention selection in 2017
- Selected to the First Team All-District in 2018 and was a 2018 Perfect Game Honorable Mention All-Region Team

Personal

- Son of Mark and Amy
- Member of the Student Council
- Was a Senior Leader, FCA Leader, NHS Officer,
- Teammates with Chandler Arnold of Odessa Junior College and Ryan Puryear of Angelo State
- Sister Taylor '20 is currently enrolled at USNA
- Father Mark played football at Texas State



#4 JOE SIMOURIAN

OF ★ L/L ★ 5-9 ★ 165

FRESHMAN ★ HS

ANDOVER, MASS.

PHILLIPS ACADEMY

High School

- Eight-time letter winner at Phillips Academy, where he lettered four times in baseball, twice in hockey and twice in football
- Won the Central New England Prep School Baseball League in 2016 and 2018
- Earned CNEPSBL First Team All-League honors in 2017 and 2018
- Captained the baseball team in senior season
- Selected to the Rawlings All-Region Second Team
- Won the Tippet Memorial Award for football and baseball

Personal

- Son of John and Candace
- Brother, John, is a junior on the baseball team at Georgetown
- Sister, Lillie, played squash and lacrosse at Hamilton College, where she graduated in 2017



#17 ZACH STEVENS

1B ★ R/R ★ 6-2 ★ 220

FRESHMAN ★ HS

LEXINGTON, MASS.

IMG ACADEMY

High School


- Lettered three times in baseball at Lexington High School
- Was the team captain for his high school his senior season
- Played on Lexington's Middlesex League Championship team in 2014
- Lettered twice in football for Lexington
- Also captained the football team in the 2016, leading the team to the Middlesex League title
- Attended IMG Academy to play baseball and also played for the North East Baseball Rays

Personal

- Son of Mark and Anne
- Member of the National Honor Society
- Teammates with Boston College SS Sal Frelick, Holy Cross 1B Nate Wolf and Colorado Rockies Prospect 1B Grant Lavigne
- Mother, Anne Stevens, played women's lacrosse at William & Smith College

2019 NAVY BASEBALL

2019 Newcomers



#37 COLIN TAESCHNER

RHP ★ L/R ★ 6-3 ★ 190

FRESHMAN ★ HS

PORT REPUBLIC, MD.

ST. MARY'S

High School

- Earned All-County and All-Conference honors in 2016
- Was named to the All-Conference team as a junior
- During his senior season, he garnered All-Conference, All-MET and All-County accolades

Personal

- Son of Mark and Brandi
- Volunteered at Calvert Marine Museum and Calvert Library
- Member of NJHS



#28 TRENT TOPPING

RHP ★ R/R ★ 6-3 ★ 195

FRESHMAN ★ HS

TEMECULA, CALIF.

MERCERSBURG ACADEMY

High School

- Three-time letter winner at Great Oak High School
- Won the 2017 Marine Corps Distinguished Athlete Award in 2017
- Named the 2017 Pitcher of the Year
- Earned 2017 All-League Second Team honors
- Selected to the 2016 Southwestern League Honorable Mention squad
- Also attended Mercersburg Academy

Personal

- Son of Jackie Moskal
- Played baseball with incoming USNA freshman Dalton Jackson and attended Mercersburg with USNA men's soccer freshman Cameron Porter
- Teammates with Oregon's Zack Noll



#13 JAKE WILSON

C ★ R/R ★ 6-0 ★ 190

FRESHMAN ★ HS

VIRGINIA BEACH, VA.

BAYSIDE

High School

- Earned eight letters at Bayside High School garnering the status four times each in baseball and football
- Was a 2017 All-Tidewater Selection
- Grabbed All-Conference recognition from 2015-17

Personal

- Son of Craig and Christine
- Member of the Future Health Professionals and won the Pathophysiology State Championship
- Sister Jacklyn ran cross country at Florida State University in 2015
- Father Craig graduated from USNA in 1989



#1 MATT WOLFF

UTL ★ R/R ★ 6-2 ★ 205

FRESHMAN ★ HS

FISHERS, IND.

FISHERS

High School

- Lettered four times with the Fishers High School baseball team and three times with the basketball team
- Capped of his high school career with state, semi-state, regional, sectional and conference titles on the baseball field
- Won the sectional and conference championships in 2017
- On the football field, he won the sectional and conference titles during his senior year
- Earned All-State, All-Conference, All-County and All-City honors as senior, while also garnering Academic All-State honors
- Three-time Under Armour Preseason All-American
- Captain of the football team as a senior and earned Academic All-State honors

Personal

- Son of Brian and Angie
- Assists as a peer guide at local church
- Teammates with Kent State's Luke Albright, Houston's Craig Yoho, Ohio State's Luke Duermit, Lipscomb's Caleb Brenczewski and Butler's Andy Bennett
- Father, Brian Wolff, played baseball at Wisconsin
- Sister, Lucy Wolff, played softball at Southern Wesleyan

2019 NAVY BASEBALL

2018 Season In Review

- * Boasted the second-most wins in program history following a 38-16 mark, only behind the 2016 season where the Midshipmen compiled a record of 43-16-1. Navy notched its 12th 30-win season in program history.
- The Midshipmen captured the Patriot League Regular Season title for the fourth-straight season after finishing tied with Army at 18-7 in the league. Navy is the only program in the Patriot League to have won four-straight Patriot League Regular Season Championships
- In the postseason, the Midshipmen earned the top seed in the league tournament and defeated fourth-seeded Holy Cross, 2-1, in a best of three series in Annapolis. After the Crusaders edged the Midshipmen 4-2 in the opening game of the series, Navy battled back and won two-straight games at home against Holy Cross, 4-0 and 4-1, to advance to the championship series.
- Navy faced rival Army in the Patriot League Championship. After the best of three series was pushed back to start on Sunday, the Black Knights won the first two games of the series, 8-5 and 5-3, to end the season for the Midshipmen.
- Senior Stephen Born was selected the 2018 Senior CLASS Award All-America First Team. As a four-year starter, Born was recognized for his achievements in community, classroom, character and competition. He was the second Navy baseball student-athlete to earn the recognition after Adrian Chinnery earned the award in 2017.
- Born also became just the fifth student-athlete at the Naval Academy -- first baseball student-athlete -- to garner CoSIDA Academic All-American honors after earning the status in 2016, 2017 and 2018. Eight Navy baseball players have also earned the award.
- Born started his postseason accolade run by earning the NAAA Sword for Men. The sword is presented to a male from the graduating class who is considered to have personally excelled in the men's athletics during his years of varsity competition by the Associations Athletic Council.
- Zach Biggers and Noah Song earned All-American nods in 2018. Biggers was selected to the Louisville Sluggers All-American Second Team, while Song was a Perfect Game All-American Honorable Mention.
- The duo was also selected to the ABCA All-Region Teams and All-ECAC Teams. Song was a First Team ABCA All-Region Selection and Biggers was placed on the second team, where he was joined by Born. On the All-ECAC lists, Song was a first-team honoree and Biggers was selected to the second team.
- Within the Patriot League Biggers was named the Patriot League Defensive Player of the Year, while head coach Paul Kostacopoulos was selected as the Coach of the Year. Biggers became the first Midshipmen to earn Defensive Player of the Year accolades and Kostacopoulos earned his four Patriot League Coach of the Year recognition.
- Navy also placed a league-best five individuals on the All-Patriot League First Team with Biggers, Song, Christian Hodge, Logan Knowles and Liam Lowery all being selected. Born, Jared Leins and Micahel Coritz were second-team selections within the league.
- Leins also earned a national recognition during his first collegiate season after being selected to Collegiate Baseball Freshman All-American Team. It marked the third-straight season that Navy has had a Freshman All-American, following Song in 2016 and Biggers and Jacob Williamson in 2017. Leins is the 11th Navy baseball to be named a Freshman All-American.
- Born and Michael Coritz were selected to 12-man Academic All-Patriot League Team and Born highlighted Navy's seven honorees on the Patriot League Academic Honor Roll, which included Knowles, Leins, Tommy Goodridge, Ben Lowe, Gabe Schilke and Matthew Wilcox



- Following the 2018 Patriot League Tournament, a trio of Midshipmen were selected to the All-Tournament Team. Coritz, Born and Sean Kamhoot all earned a spot on the postseason tournament team.
- Navy graduated six seniors from its program last season in Knowles, Born, Kamhoot, Lowe, Colin Brady and manager Jordan Baker. The senior class made an appearance in the 2016 NCAA Tournament and captured the Patriot League Regular Season Championship in each of its four seasons. The graduating seniors also bolstered a program-best 155 victories in a four-year span, which included a Patriot League Tournament title in 2016 along with an NCAA Tournament Victory over Saint Mary's in 2016.
- During the 2018 season, Navy started with a 7-2, which included a victory over Wake Forest -- who made the NCAA Super Regionals in 2017. The Midshipmen beat the Demon Deacons, 5-2, and earned their first victory over an ACC program since 2002, when Navy beat Duke. All-time Navy has a 2-1 edge in the series against Wake Forest.
- The Midshipmen also grabbed a 2-1 series victory over rival service academy Air Force at the Freedom Classic in Kinston, N.C. Navy won the first two game of the series, 16-1 and 6-4, before the final game of the series went 16 innings and the Falcons grabbed a narrow 11-10 win in a marathon affair.
- Navy had a pair of seven-game winning streaks throughout the season as it won seven in a row just before the opening weekend of Patriot League play. During the first winning run, the Midshipmen earned grabbed a split against NJIT to start the run and also swept a weekend series against Rider, while also sweeping a home-and-home series with Maryland Eastern Shore. Navy's final victory of the streak came in a 23-5 victory at Delaware State to start the home-and-home series with the Hornets.
- In the middle portion of the campaign, Navy rebounded from a doubleheader sweep to Army with seven-straight victories. The Midshipmen started with a mid-week win at home against Coppin State before sweeping Lafayette at home for three games.

2019 NAVY BASEBALL

2018 Season In Review

Navy wrapped up its season sweep of Delaware State to move the streak to five games and then the Midshipmen swept the first two game of three-game series at Holy Cross to win seven straight.

- The Army-Navy series saw some new venues in 2018 as Navy host Army for a doubleheader at Camden Yards in Baltimore. The Black Knights swept the doubleheader winning in 10 innings, 5-3, and then grabbing an 8-2 victory in the second half of the doubleheader, which included a short snow delay at Camden Yards.
- The three-game series for the Star began at Fenway Park in Boston. To start the Star Series, Hodge drove in all four Navy runs to push the Midshipmen to a 4-0 victory after going 3-for-4 with two home runs and four RBIs. Song also hurled a gem on the mound tossing a complete-game shutout for Navy. Song allowed just three hits in nine innings striking out 11 batters.
- With a 1-0 lead in the series for the Star, the Midshipmen earned the Star with a 2-1 victory in the second game of the series, which was played back in West Point, N.Y. Navy capped off the weekend series with an 8-0 victory to complete the sweep and win the Star to help the Naval Academy best the Military Academy in the annual Army-Navy Star Series, presented by USAA, 13-9-2.
- During the Patriot League regular season, the Midshipmen won each of their five regular-season series against league foes. With the five-game season series', Navy swept Lafayette and won four-of-five games against Bucknell. The Midshipmen also won three games against Army, Holy Cross and Lehigh.
- At the end of the 2018 season, Navy baseball had started to rewrite its record books. Biggers moved into the top 15 in career batting average (11th, .338) and slugging percentage (11th, .499).
- Within a season Born took the 11th-most at-bats in program history with 217 and Biggers was not far behind with 213, which is tied for 13th. Biggers' 73 hits in 2018 are tied for seventh in the program record book.

- During Navy's marathon game against Air Force, Biggers and Evan Lowery set tied a single-game record with eight at-bats in the game, which was originally set by Eugene Saylor on April 8, 1949, against Harvard.
- Born completed his career at Navy ranking fifth in doubles (43), fifth in runs batted in (133), fifth in games played (198), sixth in hits (222), sixth in at-bats (705), sixth in total bases (306) and 10th in triples (13). He racked up six triples in 2018 to sit tied for seventh all-time for triples in a season.
- Knowles also found him within the programs top 10 in the program books as he played in the second most games in program history with 208 and made 203 starts, which is third all-time. He ranks second in runs (159), fifth in at-bats (707), ninth in hits (203), fifth in triples (14), seventh in stolen bases (24) and drew the most walks in program history with 107, which is tied with Travis Blue. Knowles racked up 35 walks to jump up the career record book, while also sitting at sixth for most walks in a single season.
- Knowles led the Midshipmen with seven triples in 2018, which is tied for fourth in program history.
- 2018 also featured a Navy trio finishing in the top 11 for doubles in a season with Biggers recording the second-most doubles in program history with 20 -- just one behind Steve Mauro's 21 set in 1994.
- Hodge's 17 doubles rank 10th and Liam Lowery is just behind with 16 and tied for 11th in the record book. Four of Liam Lowery's doubles came at Bucknell on March 18 to tie the school record for doubles in a game, which was set by Todd Butler against Cornell on April 11, 1992.
- At the plate, Biggers was the final Mid to move into the top 15 for records in a single season as his 102 total bases ranked 13th all-time.
- As a team, Navy's 2018 squad set the program record for most doubles in a season with 124, which sprinted past the previous record of 105 set in 2008.
- Song had a tremendous season on the mound with a 1.92 ERA in 89 innings of work. He was the first Navy pitcher since the 2015 season to post an ERA under 2.00 in a single season with at least 50 innings pitched.
- In his career, Song has recorded an ERA of 2.73, which is just .30 points outside of the top 15 in the career record books at Navy.
- Song has the second-best strikeout rate in for all Navy pitchers at 10.00 strikeouts per nine innings and his 12.24 mark in 2018 is also second-most in the program. Song trails only Mitch Harris in both categories after the former MLB pitcher recorded an 11.78 strikeout rate from 2005-08 and had his career-best mark of 12.30 in 2006.
- After a 6-5 mark, Song is now sixth all-time in victories with 21, where Chuck Davis leads the way with 29 victories from 1959-61.
- Out of the bullpen, Leins and Brady combined for nine saves. Leins' five saves are 10th most in the program for a career and seventh most in a season, while Brady ranks 15th in the career record book and ninth in a single season with four saves.
- During his four-year career, Brady appeared in 55 games on the mound and sits 10th for most in a career.
- Song tied the program record in 2018 with four shutouts and he has moved his career total to seven, which is two behind program leader Davis (1959-61) with nine. Song also ranks fourth in strikeouts following 267 through his first three campaigns. He set a personal best with 121 in 2018 and that ranks second all-time.



2019 NAVY BASEBALL

2018 Results: 38-16, 18-7 Patriot League

Date	Opponent	WL	Score	Navy R-H-E	Opp. R-H-E	Inns	Overall	Patriot League	Pitcher of Record	Attend.	Time
Feb 16, 2018	vs. Gardner-Webb	L	0-12	0-6-0	12-17-0	9	0-1-0	0-0-0	Song, N. (L 0-1)	226	2:32
Feb 17, 2018	at Wake Forest	W	5-2	5-6-0	2-10-1	9	1-1-0	0-0-0	Goodridge, T. (W 1-0)	411	3:04
Feb 18, 2018	vs. Georgetown	W	2-1	2-4-0	1-8-1	9	2-1-0	0-0-0	Sauer, A. (W 1-0)	231	2:34
Feb 23, 2018	vs. Air Force	W	16-1	16-21-0	1-5-0	9	3-1-0	0-0-0	Song, N. (W 1-1)	1478	3:05
Feb 24, 2018	vs. Air Force	W	6-4	6-8-2	4-13-0	9	4-1-0	0-0-0	Leins, J. (W 1-0)	2675	2:51
Feb 25, 2018	vs. Air Force	L	10-11	10-13-3	11-15-0	(16)	4-2-0	0-0-0	Elder, N. (L 0-1)	1159	5:35
Feb 27, 2018	UMBC	W	7-9	7-13-0	0-4-1	9	5-2-0	0-0-0	Goodridge, T. (W 2-0)	122	2:23
Feb 28, 2018	COPPIN STATE	W	3-1	3-7-1	1-7-0	9	6-2-0	0-0-0	Ferguson, J. (W 1-0)	126	2:19
Mar 03, 2018	NJIT	W	4-0	4-7-0	0-3-1	7	7-2-0	0-0-0	Song, N. (W 2-1)	-	1:45
Mar 03, 2018	NJIT	L	1-7	1-8-1	7-15-0	9	7-3-0	0-0-0	Kamhoot, S. (L 0-1)	332	2:08
Mar 04, 2018	NJIT	L	1-4	1-5-1	4-9-1	7	7-4-0	0-0-0	Sauer, A. (L 1-1)	-	1:55
Mar 04, 2018	NJIT	W	7-1	7-9-0	1-8-1	9	8-4-0	0-0-0	Brady, C. (W 1-0)	221	2:25
Mar 08, 2018	MD EASTERN SHORE	W	16-1	16-20-0	1-6-1	9	9-4-0	0-0-0	Goodridge, T. (W 3-0)	119	2:44
Mar 09, 2018	RIDER	W	10-4	10-10-2	4-11-3	9	10-4-0	0-0-0	Song, N. (W 3-1)	142	2:41
Mar 10, 2018	RIDER	W	5-3	5-9-3	3-6-2	9	11-4-0	0-0-0	Leins, J. (W 2-0)	351	2:14
Mar 11, 2018	RIDER	W	4-3	4-13-0	3-12-0	(10)	12-4-0	0-0-0	Grossi, S. (W 1-0)	582	2:52
Mar 14, 2018	at MD Eastern Shore	W	13-6	13-18-2	6-10-3	9	13-4-0	0-0-0	Elder, N. (W 1-1)	146	3:03
Mar 15, 2018	at Delaware State	W	23-5	23-18-1	5-10-5	9	14-4-0	0-0-0	Connolly, C. (W 1-0)	87	3:41
Mar 17, 2018	at Bucknell *	L	2-10	2-8-1	10-8-2	7	14-5-0	0-1-0	Song, N. (L 3-2)	101	2:15
Mar 17, 2018	at Bucknell *	W	3-2	3-8-0	2-7-0	9	15-5-0	1-1-0	Kamhoot, S. (W 1-1)	101	2:28
Mar 18, 2018	at Bucknell *	W	5-1	5-6-0	1-5-3	7	16-5-0	2-1-0	Sauer, A. (W 2-1)	130	2:30
Mar 18, 2018	at Bucknell *	W	12-6	12-13-1	6-11-1	9	17-5-0	3-1-0	Brady, C. (W 2-0)	110	3:37
Mar 24, 2018	HOLY CROSS *	L	1-3	1-4-1	3-6-2	(11)	17-6-0	3-2-0	Leins, J. (L 2-1)	-	3:22
Mar 24, 2018	HOLY CROSS *	W	5-1	5-8-0	1-7-0	9	18-6-0	4-2-0	Kamhoot, S. (W 2-1)	432	2:23
Mar 25, 2018	vs. Army *	L	3-5	3-8-2	5-9-0	(10)	18-7-0	4-3-0	Grossi, S. (L 1-1)	-	3:17
Mar 25, 2018	vs. Army *	L	2-8	2-3-0	8-13-0	9	18-8-0	4-4-0	Goodridge, T. (L 3-1)	3221	2:37
Mar 28, 2018	COPPIN STATE	W	11-3	11-11-0	3-6-3	9	19-8-0	4-4-0	Elder, N. (W 2-1)	77	2:52
Mar 31, 2018	LAFAYETTE *	W	6-0	6-9-1	0-1-1	7	20-8-0	5-4-0	Song, N. (W 4-2)	-	1:48
Mar 31, 2018	LAFAYETTE *	W	20-9	20-21-2	9-13-4	9	21-8-0	6-4-0	Grossi, S. (W 2-1)	533	2:54
Apr 01, 2018	LAFAYETTE *	W	10-9	10-12-3	9-14-0	(11)	22-8-0	7-4-0	Seabrooke, T. (W 1-0)	370	3:27
Apr 04, 2018	DELAWARE STATE	W	7-4	7-13-0	4-6-3	9	23-8-0	7-4-0	Elder, N. (W 3-1)	102	2:35
Apr 07, 2018	at Holy Cross *	W	1-0	1-1-1	0-2-1	7	24-8-0	8-4-0	Song, N. (W 5-2)	-	1:48
Apr 07, 2018	at Holy Cross *	W	9-5	9-14-1	5-11-3	9	25-8-0	9-4-0	Kamhoot, S. (W 3-1)	208	3:12
Apr 08, 2018	at Holy Cross *	L	2-3	2-10-0	3-7-3	(10)	25-9-0	9-5-0	Connolly, C. (L 1-1)	176	3:30
Apr 11, 2018	GEORGETOWN	L	2-3	2-5-0	3-5-0	9	25-10-0	9-5-0	Goodridge, T. (L 3-2)	127	2:17
Apr 14, 2018	LEHIGH *	W	2-1	2-6-1	1-5-1	7	26-10-0	10-5-0	Leins, J. (W 3-1)	-	1:41
Apr 14, 2018	LEHIGH *	L	4-7	4-9-3	7-11-1	(10)	26-11-0	10-6-0	Seabrooke, T. (L 1-1)	1083	2:37
Apr 15, 2018	LEHIGH *	W	7-1	7-9-0	1-5-3	9	27-11-0	11-6-0	Sauer, A. (W 3-1)	110	2:32
Apr 18, 2018	BUCKNELL *	W	6-4	6-11-0	4-10-0	9	28-11-0	12-6-0	Ferguson, J. (W 2-0)	133	2:57
Apr 20, 2018	vs. Army *	W	4-0	4-12-0	0-3-1	9	29-11-0	13-6-0	Song, N. (W 6-2)	6458	2:48
Apr 21, 2018	at Army *	W	2-1	2-7-1	1-2-0	7	30-11-0	14-6-0	Sauer, A. (W 4-1)	-	2:00
Apr 21, 2018	at Army *	W	8-0	8-15-1	0-3-1	9	31-11-0	15-6-0	Kamhoot, S. (W 4-1)	419	2:15
Apr 28, 2018	at Lehigh *	L	0-1	0-1-0	1-4-0	7	31-12-0	15-7-0	Song, N. (L 6-3)	267	1:21
Apr 28, 2018	at Lehigh *	W	6-1	6-13-0	1-7-0	9	32-12-0	16-7-0	Brady, C. (W 3-0)	289	2:10
Apr 29, 2018	at Lafayette *	W	10-4	10-9-1	4-7-1	7	33-12-0	17-7-0	Seabrooke, T. (W 2-1)	97	2:30
Apr 29, 2018	at Lafayette *	W	9-7	9-11-3	7-12-4	9	34-12-0	18-7-0	Elder, N. (W 4-1)	67	3:00
May 05, 2018	LONGWOOD	W	2-1	2-6-0	1-3-0	(8)	35-12-0	18-7-0	Leins, J. (W 4-1)	-	2:16
May 05, 2018	LONGWOOD	W	7-1	7-11-1	1-6-2	9	36-12-0	18-7-0	Kamhoot, S. (W 5-1)	337	2:11
May 06, 2018	LONGWOOD	L	2-10	2-8-1	10-11-1	9	36-13-0	18-7-0	Sauer, A. (L 4-2)	273	2:25
May 12, 2018	HOLY CROSS	L	2-4	2-8-1	4-8-2	9	36-14-0	18-7-0	Song, N. (L 6-4)	-	3:09
May 12, 2018	HOLY CROSS	W	4-0	4-10-0	0-9-1	(10)	37-14-0	18-7-0	Leins, J. (W 5-1)	482	3:03
May 13, 2018	HOLY CROSS	W	4-1	4-9-0	1-5-0	9	38-14-0	18-7-0	Sauer, A. (W 5-2)	322	2:30
May 20, 2018	ARMY	L	5-8	5-10-0	8-11-2	9	38-15-0	18-7-0	Song, N. (L 6-5)	1319	2:41
May 20, 2018	ARMY	L	3-5	3-12-1	5-9-0	9	38-16-0	18-7-0	Leins, J. (L 5-2)	666	2:59

() extra inning game

2019 NAVY BASEBALL

2018 Batting Game-By-Game

Date	Opponent	AB	R	H	RBI	2B	3B	HR	BB	IBB	SB	CS	HBP	SAC	SF	GDP	K	PO	A	E	LOB	AVG
Feb 16, 2018	vs. Gardner-Webb	31	0	6	0	0	0	0	4	0	1	0	1	0	0	2	7	24	4	0	9	.194
Feb 17, 2018	at Wake Forest	31	5	6	5	1	0	1	7	0	1	1	2	2	0	0	5	27	13	0	19	.194
Feb 18, 2018	vs. Georgetown	25	2	4	1	0	0	0	4	0	0	0	1	1	1	1	4	27	12	0	6	.184
Feb 23, 2018	vs. Air Force	41	16	21	16	6	1	0	9	0	0	1	1	1	0	2	8	27	3	0	12	.289
Feb 24, 2018	vs. Air Force	30	6	8	5	3	0	0	4	0	0	1	1	0	0	3	8	27	6	2	2	.285
Feb 25, 2018	vs. Air Force	55	10	13	10	5	0	1	14	0	0	1	2	1	0	3	11	48	14	3	14	.272
Feb 27, 2018	UMBC	35	7	13	6	4	0	0	6	0	0	0	0	0	1	0	4	27	10	0	11	.286
Feb 28, 2018	COPPIN STATE	30	3	7	3	2	1	0	4	0	0	0	1	0	0	1	2	27	12	1	8	.281
Mar 03, 2018	NJIT	25	4	7	4	2	0	0	3	0	2	0	0	1	0	0	1	21	9	0	7	.281
Mar 03, 2018	NJIT	34	1	8	1	0	0	1	0	0	0	0	0	0	0	1	3	27	15	1	6	.276
Mar 04, 2018	NJIT	25	1	5	1	3	0	0	3	0	2	0	1	0	0	2	6	21	10	1	7	.271
Mar 04, 2018	NJIT	33	7	9	6	3	0	0	3	0	0	0	1	1	0	0	4	27	11	0	7	.271
Mar 08, 2018	MD EASTERN SHORE	42	16	20	15	4	1	1	6	0	1	1	1	1	0	0	3	27	12	0	10	.291
Mar 09, 2018	RIDER	34	10	10	8	4	0	0	6	0	1	0	0	1	1	0	4	27	9	2	8	.291
Mar 10, 2018	RIDER	31	5	9	4	1	3	0	1	0	0	0	0	1	1	2	3	27	10	3	5	.291
Mar 11, 2018	RIDER	37	4	13	4	2	0	0	6	1	0	0	1	3	0	1	3	30	11	0	15	.295
Mar 14, 2018	at MD Eastern Shore	45	13	18	12	4	1	0	6	0	2	0	1	0	2	0	3	27	6	2	14	.303
Mar 15, 2018	at Delaware State	42	23	18	20	1	0	1	14	0	1	0	3	0	3	0	6	27	9	1	12	.312
Mar 17, 2018	at Bucknell *	29	2	8	1	1	0	0	4	0	0	0	0	0	1	1	6	18	6	1	11	.310
Mar 17, 2018	at Bucknell *	34	3	8	3	2	0	0	3	0	0	0	0	1	0	0	5	27	10	0	9	.306
Mar 18, 2018	at Bucknell *	26	5	6	5	0	1	0	5	0	1	1	0	0	1	0	3	21	12	0	6	.303
Mar 18, 2018	at Bucknell *	40	12	13	9	8	0	0	6	0	0	0	4	0	0	0	6	27	10	1	11	.305
Mar 24, 2018	HOLY CROSS *	37	1	4	1	0	0	0	7	1	0	1	0	1	0	0	13	33	10	1	11	.295
Mar 24, 2018	HOLY CROSS *	31	5	8	5	0	0	0	2	0	1	0	0	0	0	2	3	27	6	0	4	.294
Mar 25, 2018	vs. Army *	35	3	8	3	2	0	0	2	0	1	0	2	2	0	0	7	30	15	2	8	.291
Mar 25, 2018	vs. Army *	31	2	3	2	0	0	0	4	0	1	0	0	0	0	0	7	27	7	0	6	.285
Mar 28, 2018	COPPIN STATE	34	11	11	9	1	1	0	7	0	4	0	0	1	1	1	2	27	13	0	8	.286
Mar 31, 2018	LAFAYETTE *	27	6	9	5	3	0	0	5	0	0	0	1	0	0	0	2	21	2	1	9	.287
Mar 31, 2018	LAFAYETTE *	45	20	21	16	4	1	1	4	0	1	0	1	0	0	1	4	27	17	2	7	.295
Apr 01, 2018	LAFAYETTE *	39	10	12	10	2	1	2	5	0	3	1	0	0	1	1	6	33	7	3	4	.296
Apr 04, 2018	DELAWARE STATE	38	7	13	7	3	1	0	3	0	0	0	1	0	1	0	7	27	11	0	12	.298
Apr 07, 2018	at Holy Cross *	21	1	1	1	0	1	0	4	0	0	1	0	0	0	1	7	21	7	1	3	.293
Apr 07, 2018	at Holy Cross *	42	9	14	8	4	0	0	2	0	1	0	1	1	0	1	4	27	9	1	10	.294
Apr 08, 2018	at Holy Cross *	41	2	10	2	3	0	0	4	2	3	0	0	0	0	0	17	28	5	0	13	.293
Apr 11, 2018	GEORGETOWN	29	2	5	1	0	2	0	3	0	1	1	3	0	0	0	7	27	12	0	6	.290
Apr 14, 2018	LEHIGH *	25	2	6	2	2	0	0	1	0	1	0	0	1	1	0	5	21	6	1	6	.289
Apr 14, 2018	LEHIGH *	36	4	9	4	1	3	0	2	0	0	1	0	0	1	1	7	30	12	3	5	.288
Apr 15, 2018	LEHIGH *	29	7	9	6	1	0	0	5	0	0	0	1	2	3	0	5	27	13	0	9	.288
Apr 18, 2018	BUCKNELL *	34	6	11	6	6	0	0	3	0	1	0	1	0	1	0	5	27	14	0	9	.289
Apr 20, 2018	vs. Army *	38	4	12	4	2	1	2	3	0	0	0	1	1	0	0	4	27	11	0	12	.290
Apr 21, 2018	at Army *	28	2	7	2	2	1	0	1	0	1	0	1	0	0	0	9	21	7	1	7	.289
Apr 21, 2018	at Army *	43	8	15	6	3	1	2	2	0	2	0	0	0	0	0	4	27	12	1	10	.291
Apr 28, 2018	at Lehigh *	21	0	1	0	1	0	0	0	0	0	0	0	1	0	0	4	18	3	0	1	.287
Apr 28, 2018	at Lehigh *	36	6	13	6	5	0	2	2	0	0	0	0	2	1	1	3	27	13	0	8	.289
Apr 29, 2018	at Lafayette *	28	10	9	10	3	0	0	6	0	1	0	1	0	1	1	6	21	7	1	5	.290
Apr 29, 2018	at Lafayette *	40	9	11	6	1	0	0	7	0	1	0	1	0	1	1	3	27	12	3	13	.289
May 05, 2018	LONGWOOD	28	2	6	2	2	0	0	4	0	0	0	0	0	0	1	5	24	6	0	7	.288
May 05, 2018	LONGWOOD	36	7	11	6	3	0	0	1	0	0	1	0	0	0	0	2	27	12	1	6	.288
May 06, 2018	LONGWOOD	34	2	8	2	3	0	0	0	0	0	0	0	0	0	2	5	27	12	1	5	.287
May 12, 2018	HOLY CROSS	36	2	8	2	1	0	0	7	0	1	0	1	0	0	1	7	27	11	1	15	.286
May 12, 2018	HOLY CROSS	39	4	10	3	2	2	0	4	0	0	0	1	1	0	1	6	30	10	0	11	.285
May 13, 2018	HOLY CROSS	30	4	9	3	2	1	0	2	0	1	0	1	2	0	0	6	27	11	0	7	.285
May 20, 2018	ARMY	35	5	10	5	3	0	1	4	0	0	1	0	0	1	1	5	27	11	0	8	.285
May 21, 2018	ARMY	36	3	12	3	3	0	1	3	0	1	1	1	0	0	1	7	24	8	1	10	.286
Totals		1837	321	526	287	124	24	16	227	4	38	14	40	30	24	37	289	1429	526	43	455	.286

2019 NAVY BASEBALL

2018 Pitching Game-By-Game

Date	Opponent	IP	H	R	ER	BB	SO	2B	3B	HR	WP	BK	HBP	DP	IBB	Score	W	L	SV	ERA
Feb 16, 2018	vs. Gardner-Webb	8.0	17	12	12	4	11	2	0	2	1	0	2	0	0	0-12	0	1	0	13.50
Feb 17, 2018	at Wake Forest	9.0	10	2	2	3	8	2	0	0	1	0	3	0	0	5-2	1	1	0	7.41
Feb 18, 2018	vs. Georgetown	9.0	8	1	1	3	11	1	0	0	2	0	0	0	0	2-1	2	1	1	5.19
Feb 23, 2018	vs. Air Force	9.0	5	1	1	2	20	0	0	0	0	1	1	0	0	16-1	3	1	1	4.11
Feb 24, 2018	vs. Air Force	9.0	13	4	4	2	13	3	0	0	1	0	2	1	0	6-4	4	1	2	4.09
Feb 25, 2018	vs. Air Force	16.0	15	11	10	8	12	2	1	1	3	0	3	1	0	10-11	4	2	2	4.50
Feb 27, 2018	UMBC	9.0	4	0	0	0	6	0	0	0	1	0	0	1	0	7-0	5	2	3	3.91
Feb 28, 2018	COPPIN STATE	9.0	7	1	1	2	8	1	0	0	1	0	0	2	0	3-1	6	2	4	3.58
Mar 03, 2018	NJIT	7.0	3	0	0	2	5	1	0	0	0	0	0	0	0	4-0	7	2	4	3.28
Mar 03, 2018	NJIT	9.0	15	7	7	3	3	3	0	0	2	0	0	0	0	1-7	7	3	4	3.64
Mar 04, 2018	NJIT	7.0	9	4	1	3	4	1	0	0	0	0	0	1	0	1-4	7	4	4	3.48
Mar 04, 2018	NJIT	9.0	8	1	1	3	8	1	0	0	1	0	2	1	0	7-1	8	4	5	3.27
Mar 08, 2018	MD EASTERN SHORE	9.0	6	1	1	0	9	2	0	0	1	0	0	1	0	16-1	9	4	5	3.10
Mar 09, 2018	RIDER	9.0	11	4	2	3	11	5	0	0	1	0	0	0	0	10-4	10	4	5	3.02
Mar 10, 2018	RIDER	9.0	6	3	1	3	9	2	0	0	0	0	1	1	0	5-3	11	4	5	2.89
Mar 11, 2018	RIDER	10.0	12	3	3	3	9	0	0	0	1	0	0	3	0	4-3	12	4	5	2.88
Mar 14, 2018	at MD Eastern Shore	9.0	10	6	3	3	8	3	0	0	0	0	0	0	0	13-6	13	4	5	2.88
Mar 15, 2018	at Delaware State	9.0	10	5	4	7	7	2	0	0	2	0	0	1	0	23-5	14	4	5	2.95
Mar 17, 2018	at Bucknell *	6.0	8	10	6	6	5	3	0	0	1	0	1	0	0	2-10	14	5	5	3.16
Mar 17, 2018	at Bucknell *	9.0	7	2	2	0	9	0	0	0	0	0	0	1	0	3-2	15	5	6	3.10
Mar 18, 2018	at Bucknell *	7.0	5	1	1	4	6	1	0	0	0	0	0	1	0	5-1	16	5	7	3.03
Mar 18, 2018	at Bucknell *	9.0	11	6	5	9	4	1	0	0	1	0	0	1	0	12-6	17	5	8	3.12
Mar 24, 2018	HOLY CROSS *	11.0	6	3	2	8	16	0	0	0	3	0	0	0	0	1-3	17	6	8	3.04
Mar 24, 2018	HOLY CROSS *	9.0	7	1	1	2	11	2	0	0	0	0	2	1	0	5-1	18	6	8	2.96
Mar 25, 2018	vs. Army *	10.0	9	5	3	3	6	2	0	0	1	0	2	3	0	3-5	18	7	8	2.95
Mar 25, 2018	vs. Army *	9.0	13	8	8	2	7	1	0	0	0	0	0	0	0	2-8	18	8	8	3.14
Mar 28, 2018	COPPIN STATE	9.0	6	3	1	2	10	1	0	1	1	0	0	1	0	11-3	19	8	8	3.06
Mar 31, 2018	LAFAYETTE *	7.0	1	0	0	1	15	0	0	0	0	0	0	0	0	6-0	20	8	8	2.98
Mar 31, 2018	LAFAYETTE *	9.0	13	9	7	3	5	2	0	2	0	0	1	0	0	20-9	21	8	8	3.12
Apr 01, 2018	LAFAYETTE *	11.0	14	9	8	4	7	2	1	1	3	0	3	0	0	10-9	22	8	8	3.25
Apr 04, 2018	DELAWARE STATE	9.0	6	4	4	1	6	2	0	1	1	0	2	0	0	7-4	23	8	9	3.28
Apr 07, 2018	at Holy Cross *	7.0	2	0	0	4	9	0	0	0	0	0	0	0	0	1-0	24	8	9	3.20
Apr 07, 2018	at Holy Cross *	9.0	11	5	4	4	5	2	1	0	1	0	0	1	0	9-5	25	8	10	3.22
Apr 08, 2018	at Holy Cross *	9.1	7	3	3	5	9	1	0	0	0	0	0	1	2	2-3	25	9	10	3.21
Apr 11, 2018	GEORGETOWN	9.0	5	3	3	6	4	1	0	0	1	0	0	0	0	2-3	25	10	10	3.21
Apr 14, 2018	LEHIGH *	7.0	5	1	1	4	8	0	0	0	0	0	0	0	0	2-1	26	10	10	3.16
Apr 14, 2018	LEHIGH *	10.0	11	7	7	4	4	1	0	1	1	0	1	0	0	4-7	26	11	10	3.26
Apr 15, 2018	LEHIGH *	9.0	5	1	1	2	2	0	0	0	0	0	2	2	0	7-1	27	11	10	3.20
Apr 18, 2018	BUCKNELL *	9.0	10	4	4	3	4	1	0	1	0	0	1	2	0	6-4	28	11	10	3.22
Apr 20, 2018	vs. Army *	9.0	3	0	0	2	11	2	0	0	0	0	1	0	0	4-0	29	11	10	3.14
Apr 21, 2018	at Army *	7.0	2	1	1	0	7	0	0	0	1	0	4	0	0	2-1	30	11	11	3.10
Apr 21, 2018	at Army *	9.0	3	0	0	2	6	0	0	0	1	0	0	1	0	8-0	31	11	11	3.03
Apr 28, 2018	at Lehigh *	6.0	4	1	1	0	5	1	0	0	0	0	0	0	0	0-1	31	12	11	3.01
Apr 28, 2018	at Lehigh *	9.0	7	1	1	1	4	2	0	0	0	0	1	0	0	6-1	32	12	11	2.96
Apr 29, 2018	at Lafayette *	7.0	7	4	4	4	6	0	0	2	3	0	0	0	0	10-4	33	12	11	3.00
Apr 29, 2018	at Lafayette *	9.0	12	7	5	3	6	1	0	2	0	0	1	2	0	9-7	34	12	12	3.04
May 05, 2018	LONGWOOD	8.0	3	1	0	3	9	1	0	0	0	0	0	1	0	2-1	35	12	12	2.98
May 05, 2018	LONGWOOD	9.0	6	1	1	2	5	3	0	0	0	0	0	0	0	7-1	36	12	13	2.94
May 06, 2018	LONGWOOD	9.0	11	10	9	4	7	0	0	1	1	0	2	0	0	2-10	36	13	13	3.07
May 12, 2018	HOLY CROSS	9.0	8	4	3	6	7	2	0	1	1	1	0	0	0	2-4	36	14	13	3.07
May 12, 2018	HOLY CROSS	10.0	9	0	0	4	9	0	0	0	2	0	0	1	0	4-0	37	14	13	3.00
May 13, 2018	HOLY CROSS	9.0	5	1	1	0	9	1	0	0	0	0	0	1	0	4-1	38	14	13	2.96
May 20, 2018	ARMY	9.0	11	8	8	4	9	2	1	1	0	0	0	0	1	5-8	38	15	13	3.06
May 21, 2018	ARMY	8.0	9	5	5	2	4	1	0	0	0	0	2	0	0	3-5	38	16	13	3.10
Totals		476.1	431	195	164	168	418	70	4	17	41	2	40	33	3	321-195	38	16	13	3.10

2019 NAVY BASEBALL

2018 Hitting Statistics

Player	AVG.	GP	GS	AB	R	H	2B	3B	HR	RBI	TB	SLG	BB	HPB	SO	GDP	OB%	SF	SH	SB	ATT	PO	A	E	FLD%	
Biggers, Zach	.343	52	52	213	43	73	20	3	1	32	102	.479	19	3	28	7	.403	1	2	3	5	94	154	5	.980	
League Only	.290	23	23	93	17	27	7	1	1	17	39	.419	9	2	20	3	.365	0	1	1	2	43	68	3	.974	
Llanusa, Jonah	.330	24	0	9	8	3	0	0	0	0	3	.333	0	1	0	0	.400	0	0	0	1	3	0	0	1.000	
League Only	.500	9	0	2	2	1	0	0	0	0	1	.500	0	0	0	0	.500	0	0	0	1	0	0	0	.000	
Born, Stephen	.318	54	54	217	43	69	12	6	0	44	93	.429	23	4	17	0	.390	2	4	16	20	115	3	3	.975	
League Only	.281	25	25	96	19	27	6	1	0	20	35	.365	15	0	9	0	.372	2	1	8	9	58	1	2	.967	
Lowery, Liam	.312	50	45	157	21	49	16	1	3	21	76	.484	16	2	33	3	.383	0	1	0	0	1	0	0	1.000	
League Only	.342	23	22	79	10	27	12	1	0	8	41	.519	4	1	13	1	.381	0	1	0	0	0	0	0	.000	
Coritz, Michael	.303	53	50	152	29	46	10	1	0	17	58	.382	24	6	9	8	.413	2	9	1	2	68	139	8	.963	
League Only	.321	25	25	78	15	25	5	1	0	6	32	.410	9	4	6	3	.413	1	3	0	0	30	63	5	.949	
Knowles, Logan	.287	54	54	209	52	60	8	7	1	28	85	.407	35	3	19	3	.395	1	3	13	17	110	1	1	.991	
League Only	.333	25	25	99	27	33	7	4	0	17	48	.485	16	0	6	0	.422	1	1	7	8	60	1	1	.984	
Lowery, Evan	.276	53	53	192	29	53	12	3	3	31	80	.417	28	2	32	2	.371	2	1	1	1	85	0	0	1.000	
League Only	.205	25	25	88	10	18	1	2	2	15	29	.330	10	2	20	0	.294	2	1	1	1	45	0	0	1.000	
Ahn, Aaron	.276	15	7	29	7	8	4	0	0	2	12	.414	4	2	8	1	.400	0	1	0	1	19	24	2	.956	
League Only	.111	4	2	9	1	1	0	0	0	0	1	.111	1	0	4	0	.200	0	0	0	0	4	8	0	1.000	
Williamson, Jacob	.274	54	54	208	33	57	15	2	2	46	82	.394	20	2	49	4	.333	7	0	1	2	33	84	10	.921	
League Only	.217	25	25	92	13	29	6	0	1	14	29	.315	9	1	28	3	.283	4	0	0	1	12	40	6	.897	
Duffey, Ryan	.269	23	3	26	3	7	0	0	0	4	7	.269	3	0	5	1	.333	1	0	1	1	4	0	2	.667	
League Only	.333	5	0	6	0	2	0	0	0	1	2	.333	0	0	2	0	.286	1	0	0	0	2	0	0	1.000	
Capocci, Tristan	.263	11	2	19	2	5	0	0	1	3	8	.421	2	0	8	0	.333	0	0	0	0	0	0	0	.000	
League Only	.167	4	1	6	0	1	0	0	0	0	1	.167	0	0	3	0	.167	0	0	0	0	0	0	0	.000	
Hodge, Christian	.251	54	54	207	27	52	17	0	5	34	84	.406	25	3	40	3	.336	3	2	0	0	420	28	2	.996	
League Only	.275	25	25	102	14	28	8	0	5	18	51	.500	4	1	18	0	.308	0	2	0	0	193	9	1	.995	
Smith, Alex	.248	46	41	125	17	31	7	1	0	11	40	.320	10	6	20	1	.331	1	5	1	1	306	24	1	.997	
League Only	.261	23	22	69	9	18	4	0	0	5	22	.319	4	3	10	1	.329	0	2	1	1	152	12	0	1.000	
Lowe, Ben	.200	16	7	25	1	5	2	0	0	3	7	.280	4	1	6	2	.333	0	1	0	0	77	1	1	.987	
League Only	.000	3	1	4	0	0	0	0	0	0	0	.000	0	0	2	0	.000	0	0	0	0	6	0	0	1.000	
Stephen Thompson	.188	13	2	16	1	3	1	0	0	4	4	.250	1	0	6	0	.211	2	1	0	0	1	1	0	1.000	
League Only	.000	4	1	4	1	0	0	0	0	2	0	.000	1	0	1	0	.167	1	1	0	0	1	1	0	1.000	
Wilcox, Matthew	.167	25	8	30	4	5	0	0	0	5	5	.167	12	5	8	2	.458	1	0	1	1	63	3	0	1.000	
League Only	.000	7	3	9	1	0	0	0	0	0	0	.000	7	1	3	0	.471	0	0	1	1	24	1	0	1.000	
Schilke, Gabe	.000	6	0	2	1	0	0	0	0	2	0	.000	1	0	1	0	.250	1	0	0	0	8	1	0	1.000	
League Only	N/A																									
Stewart, Kyle	.000	1	0	1	0	0	0	0	0	0	0	.000	0	0	0	0	.000	0	0	0	0	0	0	0	.000	
League Only	N/A																									
TOTALS	.286	54	54	1837	321	526	124	24	16	287	746	.406	227	40	289	37	.373	24	30	38	52	1429	526	43	.978	
League Only	.273	25	25	836	139	228	56	10	9	123	331	.396	89	15	145	11	.349	12	13	19	24	640	233	23	.974	
OPPONENTS	.242	54	54	1782	195	431	70	4	17	179	560	.314	168	40	418	27	.318	17	30	40	59	1383	536	67	.966	
League Only	.233	25	25	784	89	183	25	2	9	81	239	.305	80	20	177	14	.318	6	13	16	25	630	230	33	.963	

LOB - Navy (455), Opp (413). DPs turned - Navy (33), Opp (45). CI - Navy (0), Opp (1). IBB - Navy (4), Smith, A. 1, Lowery, E. 1, Knowles, L. 1, Biggers, Z. 1, Opp (3). Picked off - Born, S. 2, Ahn, A. 1, Knowles, L. 1, Smith, A. 1

League Only

LOB - Navy (197), Opp (174). DPs turned - Navy (16), Opp (14). Picked off - Born, S. 1, Knowles, L. 1

Multi-Hit Games

Player	2	3	4	5+	Total
Born, Stephen	20	2	1	-	23
Biggers, Zach	10	9	-	1	20
Williamson, Jacob	13	5	1	-	19
Knowles, Logan	11	5	-	-	16
Hodge, Christian	11	4	-	-	15
Lowery, Evan	10	2	1	-	13
Lowery, Liam	6	3	1	-	10
Coritz, Michael	7	2	1	-	10
Smith, Alex	5	-	1	-	6
Ahn, Aaron	2	-	-	-	2
Lowe, Ben	2	-	-	-	2
Duffey, Ryan	2	-	-	-	2
Capocci, Tristan	1	-	-	-	1
TEAM	100	32	6	1	139

Multi-RBI Games

Player	2	3	4	5+	Total
Williamson, Jacob	7	6	1	-	14
Born, Stephen	8	5	-	-	13
Knowles, Logan	8	2	-	-	10
Lowery, Evan	8	-	1	-	9
Biggers, Zach	6	2	-	-	8
Hodge, Christian	4	3	1	-	8
Lowery, Liam	2	1	-	-	3
Capocci, Tristan	-	1	-	-	1
Coritz, Michael	1	-	-	-	1
Lowe, Ben	1	-	-	-	1
TEAM	45	20	3	0	68

Longest Hitting Streaks

Player	Streak (Dates)
Knowles, Logan	16 (3/28-4/21)
Biggers, Zach	15 (2/23-3/15)
Hodge, Christian	10 (3/3-3/17)
Williamson, Jacob	7 (3/10-3/18)
Coritz, Michael	7 (4/8-4/21)
Lowery, Evan	7 (2/16-2/27)
Born, Stephen	7 (2/23-3/3, 3/8-3/17 & 4/29-5/12)
Lowery, Liam	5 (3/3-3/9, 3/28-4/4 & 4/21-4/29)
Smith, Alex	4 (3/28-4/1)
Thompson, Stephen	3 (2/23-2/28)
Capocci, Tristan	3 (3/14-3/17)
Duffey, Ryan	2 (2/27-3/3)
Ahn, Aaron	2 (3/8-3/9)
Lowe, Ben	2 (5/5-5/6)

2019 NAVY BASEBALL

2018 Pitching Game-By-Game

Player	ERA	W-L	APP	GS	CG	SHO	CBO	SV	IP	H	R	ER	BB	SO	2B	3B	HR	BAVG.	WP	HBP	BK	SFA	SHA
Braithwaite, Trey	0.00	0-0	2	0	0	0	0	0	1.1	0	0	0	0	2	0	0	0	.000	0	1	0	0	0
League Only		N/A																					
Yu, Brandon	0.00	0-0	1	0	0	0	0	0	1.0	0	0	0	0	0	0	0	0	.000	0	0	0	0	0
League Only		N/A																					
Song, Noah	1.92	6-5	14	14	5	4	0	0	89.0	55	26	19	41	121	13	0	3	.178	4	3	1	1	7
League Only	1.76	3-2	7	7	4	3	0	0	46.0	24	13	9	23	60	5	0	0	.155	2	2	0	0	4
Kamhoot, Sean	2.44	5-1	14	14	0	0	2	0	85.0	85	26	23	22	55	13	1	2	.266	5	11	0	1	7
League Only	2.55	4-0	7	7	0	0	1	0	42.1	41	13	12	10	30	6	1	2	.261	1	4	0	0	2
Brady, Colin	2.54	3-0	19	0	0	0	1	4	46.0	44	17	13	7	24	11	0	2	.251	0	3	1	1	5
League Only	1.96	2-0	9	0	0	0	1	1	23.0	16	7	5	4	10	3	0	1	.203	0	2	0	1	3
Elder, Nicholas	2.80	4-1	8	6	0	0	0	0	35.1	27	14	11	9	25	3	0	3	.211	1	1	0	2	2
League Only	4.50	1-0	3	3	0	0	0	0	14.0	14	7	7	4	10	1	0	2	.264	0	1	0	1	0
Sauer, Andrew	3.11	5-2	13	12	1	0	0	0	66.2	61	29	23	23	46	6	1	3	.244	8	10	0	3	3
League Only	2.56	3-0	6	6	0	0	0	0	31.2	26	12	9	10	19	2	1	2	.224	5	8	0	2	1
Leins, Jared	3.21	5-2	19	1	0	0	1	5	42.0	31	18	15	15	52	8	0	2	.197	6	4	0	1	1
League Only	3.86	1-1	9	0	0	0	0	4	18.2	14	11	8	8	21	2	0	2	.206	2	2	0	1	1
Grossi, Sante	3.52	2-1	14	0	0	0	1	3	23.0	19	9	9	7	29	4	1	0	.224	5	1	0	1	1
League Only	5.59	1-1	7	0	0	0	0	1	9.2	12	6	6	4	8	3	0	0	.316	1	0	0	1	1
Goodridge, Tommy	4.00	3-2	9	5	0	0	1	1	27.0	33	14	12	10	12	2	0	1	.300	2	1	0	1	1
League Only	10.29	0-1	2	2	0	0	0	0	7.0	15	9	8	4	2	1	0	0	.441	1	0	0	0	1
Seabrooke, Trey	4.62	2-1	13	0	0	0	0	0	25.1	24	13	13	11	17	3	1	0	.253	4	0	0	2	1
League Only	5.52	2-1	6	0	0	0	0	0	14.2	14	9	9	7	9	2	0	0	.241	4	0	0	0	0
Ferguson, Jack	4.87	2-0	12	1	0	0	0	0	20.1	25	11	11	11	17	4	0	0	.316	1	5	0	1	2
League Only	1.80	1-0	4	0	0	0	0	0	5.0	5	1	1	4	5	0	0	0	.250	0	1	0	0	0
Connolly, Charlie	6.55	1-1	9	1	0	0	0	0	11.0	15	10	8	8	17	1	0	0	.333	4	0	0	3	0
League Only	6.75	0-1	2	0	0	0	0	0	1.1	1	1	1	2	3	0	0	0	.200	0	0	0	0	0
Wilson, Thomas	9.00	0-0	1	0	0	0	0	0	1.0	3	2	1	0	1	1	0	0	.429	0	0	0	0	0
League Only		N/A																					
Zoch, Jackson	23.14	0-0	5	0	0	0	0	0	2.1	9	6	6	2	0	1	0	1	.600	1	0	0	0	0
League Only	0.00	0-0	1	0	0	0	0	0	0.0	1	0	0	0	0	0	0	0	1.000	0	0	0	0	0
TOTALS	3.10	38-16	54	54	6	7	3	13	476.1	431	195	164	168	418	70	4	17	.242	41	40	2	17	30
League Only	3.16	18-7	25	25	4	4	1	6	213.1	183	89	75	80	177	25	2	9	.233	16	20	0	6	13
OPPONENTS	5.02	16-38	54	54	3	2	1	5	461.0	526	321	257	227	289	124	24	16	.286	65	40	7	24	30
League Only	5.01	7-18	25	25	3	1	0	0	210.0	228	139	117	89	145	56	10	9	.273	25	15	1	12	13

PB - Navy (13), Smith, A. 9, Hodge, C. 2, Schilke, G. 2, Opp (9). Pickoffs - Navy (9), Kamhoot, S. 4, Song, N. 3, Leins, J. 1, Hodge, C. 1, Opp (5). SBA/ATT - Smith, A. (30-40), Hodge, C. (10-18), Song, N. (11-15), Sauer A. (10-12), Grossi, S. (5-6), Ferguson, J. (5-6), Brady, C. (2-5), Leins, J. (2-5), Kamhoot, S. (2-5), Connolly, C. (1-2), Seabrooke, T. (1-2), Elder, N. (1-1).

League Only

PB - Navy (7), Smith, A. 7, Opp (3). Pickoffs - Navy (6), Song, N. 3, Kamhoot, S. 2, Leins, J. 1, Opp (2). SBA/ATT - Smith, A. (14-20), Song, N. (7-9), Sauer, A. (4-6), Hodge, C. (2-4), Brady, C. (1-3), Leins, J. (1-2), Grossi, S. (1-2), Ferguson (2-2), Kamhoot, S. (0-1).

2018 Batting Game Highs

Category	Team (Opponent)	Individual
At-Bats	55 (vs. Air Force, 2/25)	8, Biggers (2/25) & E. Lowery (2/25)
Runs	23 (at Delaware State, 3/15)	4, three times
Hits	21 (vs. Air Force, 2/23) 21 (vs. Lafayette, 3/31)	5, Biggers (2/25)
RBIs	20 (at Delaware State, 3/15)	4, three times
Doubles	8 (at Bucknell, 3/18)	4, L. Lowery (3/18)
Triples	3 (vs. Rider, 3/10) 3 (vs. Lehigh, 4/14)	2, Born (3/10) & Knowles (4/14)
Home Runs	2, four times	2, Hodge (4/20)
Total Bases	30 (vs. Lafayette, 3/31)	9, Hodge (4/20)
Walks	14 (vs. Air Force, 2/25) 14 (at Delaware State, 3/15)	3, three times
Strikeouts	17 (at Holy Cross 4/8)	5, Williamson (4/8)
Sacrifice Hits	3 (vs. Rider 3/11)	2, Coritz (2/17) & Hodge (3/17)
Sacrifice Flies	3 (at Delaware State, 3/15) 3 (vs. Lehigh, 4/15)	2, Born (4/15)
Stolen Bases	4 (vs. Coppin State, 3/28)	2, four times
Hit by Pitch	4 (at Bucknell, 3/18)	3, Coritz (3/18)
Runners LOB	15 (vs. Rider, 3/11)	6, Hodge (3/18)
Hit Into DP	4 (vs. Air Force, 2/25)	-

2018 Pitching Game Highs

Category	Team (Opponent)	Individual
Innings Pitched	16.0 (vs. Air Force, 2/25)	9.0, Song (4/20) & Sauer (5/13)
Strikeouts	20 (vs. Air Force, 2/23)	10, Song (3/17)
Hits Allowed	17 (vs. Gardner-Webb, 2/16)	10, Kamhoot (3/3)
Runs Allowed	12 (vs. Gardner-Webb, 2/16)	10, Song (3/17)
Walks Allowed	9 (at Bucknell, 3/18)	6, Song (3/17 & 3/24)
Home Runs Allowed	2, four times	2, Sauer (4/29)
Wild Pitches	3, four times	2, four times
Hit Batters	4 (at Army, 4/21)	4, Sauer (4/21)

2018 Defensive Game Highs

Category	Team (Opponent)	Individual
Putouts	48 (vs. Air Force, 2/25)	18, Smith (2/23)
Assists	17 (vs. Lafayette, 3/31)	8, Coritz (2/27)
Errors	3, five times	3, Coritz (4/29)
Passed Balls	2 (vs. Army, 3/25)	2, Smith (3/25)
Double Plays	3 (vs. Rider, 3/11) 3 (vs. Army, 3/25)	-

2019 NAVY BASEBALL

Individual Hitting Records

BATTING AVG.

• Career (min. 300 AB) •		
1. .411	Seiler, Rich	1977-80
	(143-for-348)	
2. .390	Loferski, Andy	1981-83
	(168-for-431)	
3. .362	Trent, Sean	2015-16
	(170-for-469)	
4. .361	Schultz, Mike	1986-88
	(138-for-382)	
5. .357	Lake, Toph	1995-98
	(226-for-633)	
6. .355	Mauro, Steve	1992-95
	(164-for-462)	
7. .351	Leeney, Mike	1983-86
	(127-for-362)	
8. .351	Mullikin, Michael	1977-80
	(149-for-425)	
9. .348	Benke, Todd	1995-98
	(212-for-609)	
10. .342	Zematis, Mark	1997-00
	(179-for-523)	
11. .338	Biggers, Zach	2017-pres.
	(120-for-355)	
12. .337	Mauro, Tony	1996-99
	(187-for-555)	
13. .335	Hamilton, Thomas	2005-08
	(232-for-693)	
14. .333	Bernth, Brian	1993-96
	(178-for-534)	
15. .330	Azor, Alex	2009-12
	(209-for-633)	
• Season (min. 75 AB) •		
1. .467	Seiler, Rich (50-107)	1979
2. .435	Seiler, Rich (47-108)	1980
3. .431	Lake, Toph (59-137)	1998
4. .430	Schultz, Mike (65-151)	1986
5. .430	Loferski, Andy (71-165)	1983
6. .430	Maloney, Matt (49-114)	1991
7. .425	Fatheree, Chris (37-87)	1987
8. .413	Benke, Todd (69-167)	1998
9. .410	Bellino, Joe (34-83)	1959
10. .407	Trent, Sean (94-231)	2015
11. .403	Hamilton, Thomas (89-221)	2008
12. .402	Roberts, Jim (39-97)	1980
13. .402	Mowery, Sam (41-102)	1991
14. .400	Roberts, Jim (44-110)	1981
15. .398	Born, Stephen (33-83)	2015

SLUGGING PCT.

• Career (min. 300 AB) •		
1. .652	Loferski, Andy	1981-83
2. .629	Seiler, Rich	1977-80
3. .608	Lee, Marcus	1991-94
4. .593	Zematis, Mark	1997-00
5. .545	Mauro, Steve	1992-95
6. .521	Lake, Toph	1995-98
7. .516	Dupell, Greg	2010-13
8. .507	Braham, Luke	1997-00
9. .505	Speciale, Michael	2007-10
10. .504	Payne, Andy	1992-94
11. .499	Trent, Sean	2015-16
	.499 Biggers, Zach	2017-pres.
13. .498	Benke, Todd	1995-98
14. .495	Schultz, Mike	1986-88
15. .491	Bernth, Brian	1993-96
• Season (min. 75 AB) •		
1. .766	Lee, Marcus	1993
2. .729	Seiler, Rich	1979
3. .719	Maloney, Matt	1991
4. .701	Zematis, Mark	1998
5. .694	Zematis, Mark	2000
6. .685	Seiler, Rich	1980
7. .685	Loferski, Andy	1983
8. .679	Lake, Toph	1998
9. .677	Benke, Todd	1998
10. .669	Lee, Marcus	1994
11. .660	Braham, Luke	1998
12. .659	Candeto, Craig	2003
13. .656	Acalin, Steve	1981
14. .639	Loferski, Andy	1982
15. .635	Jones, Marius	1985

ON-BASE PCT.

• Career (min. 300 AB) •		
1. .480	Seiler, Rich	1977-80
2. .460	Mowery, Sam	1989-91
3. .454	Loferski, Andy	1981-83
4. .451	Zematis, Mark	1997-00
5. .450	Lake, Toph	1995-98
6. .445	Lee, Marcus	1991-94
7. .442	Leeney, Mike	1983-86
8. .437	Ponseigo, Andy	1982-84
9. .437	Dishman, Bob	1982-85
10. .431	Mauro, Steve	1992-95
11. .431	Schultz, Mike	1986-88
12. .417	Hamilton, Thomas	2005-08
13. .416	Butler, Todd	1990-93
14. .415	Dupell, Greg	2010-13
15. .414	Wallace, Ted	1984-87
• Season (min. 75 AB) •		
1. .565	Jones, Marius	1985
2. .547	Zematis, Mark	1998
3. .538	Mowery, Sam	1991
4. .534	Roberts, Jim	1981
5. .532	Seiler, Rich	1979
6. .530	Snyder, Craig	1985
7. .525	Roberts, Jim	1980
8. .521	Lake, Toph	1998
9. .509	Kinn, Ron	1985
10. .509	Deitz, Terry	1981
11. .504	Maloney, Matt	1991
12. .493	Kelly, Mike	1984
13. .492	Seiler, Rich	1980
14. .492	Liscomb, Jerry	1975
15. .491	Acalin, Steve	1981

GAMES PLAYED

• Career •		
1. 222	Blue, Travis	2014-17
2. 209	Knowles, Logan	2015-18
3. 205	Currie, Robert	2013-16
4. 201	Hollins, Renaldo	2005-08
5. 198	Hamilton, Thomas	2005-08
	198 Born, Stephen	2015-18
7. 196	Speciale, Michael	2007-10
8. 195	Driscoll, Nick	2008-11
9. 188	Bolt, Kendall	2007-10
10. 186	Benke, Todd	1995-98
11. 181	Saile, Leland	2014-17
12. 180	Lake, Toph	1995-98
13. 178	Chinnery, Adrian	2014-17
14. 174	Dupell, Greg	2010-13
15. 173	Manzelli, Kash	2011-14
	173 Azor, Alex	2009-12
• Season •		
1. 60	Blue, Travis	2016
	60 Trent, Sean	2016
	60 Wilcox, Matthew	2016
4. 59	Currie, Robert	2016
	59 Azor, Alex	2011
	59 Driscoll, Nick	2011
7. 58	Born, Stephen	2016
	58 Knowles, Logan	2016
	58 Dupell, Greg	2011
	58 Hamilton, Thomas	2008
	58 Speciale, Michael	2008
12. 57	Blue, Travis	2015
	57 Borosak, Brad	2015
	57 Trent, Sean	2015
	57 Milanes, Dave	2011
	57 Wheeler, Dylan	2011
	57 Bolt, Kendall	2008

2019 NAVY BASEBALL

Individual Hitting Records

GAMES STARTED

• Career •		
1.	222	Blue, Travis 2014-17
2.	204	Currie, Robert 2013-16
3.	203	Knowles, Logan 2015-18
4.	198	Hollins, Renaldo 2005-08
5.	197	Hamilton, Thomas 2005-08
6.	194	Speciale, Michael 2007-10
7.	187	Bolt, Kendall 2007-10
8.	181	Born, Stephen 2015-18
9.	179	Driscoll, Nick 2008-11
	179	Benke, Todd 1995-98
11.	177	Lake, Toph 1995-98
12.	165	Chinnery, Adrian 2014-17
	165	Lukevics, Matt 2002-05
14.	163	Saile, Leland 2014-17
15.	162	Manzelli, Kash 2011-14
	162	Dupell, Greg 2010-13
• Season •		
1.	60	Blue, Travis 2016
	60	Trent, Sean 2016
3.	59	Currie, Robert 2016
	59	Wilcox, Matthew 2016
	59	Azor, Alex 2011
	59	Driscoll, Nick 2011
7.	58	Knowles, Logan 2016
	58	Hamilton, Thomas 2008
	58	Speciale, Michael 2008
10.	57	Blue, Travis 2015
	57	Borosak, Brad 2015
	57	Trent, Sean 2015
	57	Dupell, Greg 2011
	57	Milanes, Dave 2011
	57	Bolt, Kendall 2008

AT BATS

• Career •		
1.	802	Blue, Travis 2014-17
2.	784	Currie, Robert 2013-16
3.	741	Speciale, Michael 2007-10
4.	730	Hollins, Renaldo 2005-08
5.	707	Knowles, Logan 2015-18
6.	705	Born, Stephen 2015-18
7.	693	Hamilton, Thomas 2005-08
8.	683	Bolt, Kendall 2007-10
9.	633	Azor, Alex 2009-12
	633	Lake, Toph 1995-98
11.	609	Dupell, Greg 2010-13
	609	Benke, Todd 1995-98
13.	601	Driscoll, Nick 2008-11
14.	599	Manzelli, Kash 2011-14
15.	593	Harris, Mitch 2005-08
• Season •		
1.	238	Trent, Sean 2016
2.	234	Blue, Travis 2016
	234	Azor, Alex 2011
	234	Speciale, Michael 2008
5.	231	Trent, Sean 2015
6.	224	Driscoll, Nick 2011
7.	223	Borosak, Brad 2015
8.	221	Hamilton, Thomas 2008
9.	220	Currie, Robert 2016
10.	219	Currie, Robert 2015
11.	217	Born, Stephen 2018
12.	216	Bolt, Kendall 2008
13.	213	Biggers, Zach 2018
	213	Blue, Travis 2017
	213	Hollins, Renaldo 2007
• Game •		
1.	8	Saylor, Eugene vs. Harvard 4/9/49
	8	Biggers, Zach vs. Air Force 2/25/18
	8	Lowery, Evan vs. Air Force 2/25/18
4.	7	34 times - most recent: Saile, Leland & Trent, Sean vs. Saint Mary's 6/4/16

RUNS

• Career •		
1.	163	Blue, Travis 2014-17
2.	159	Knowles, Logan 2015-18
3.	153	Speciale, Michael 2007-10
	153	Lake, Toph 1995-98
5.	149	Currie, Robert 2013-16
6.	142	Benke, Todd 1995-98
7.	141	Born, Stephen 2015-18
8.	133	Hollins, Renaldo 2005-08
9.	129	Lee, Marcus 1991-94
	129	Loferski, Andy 1981-83
11.	127	Mauro, Tony 1996-99
12.	125	Dupell, Greg 2010-13
13.	124	Mauro, Steve 1992-95
14.	123	Azor, Alex 2009-12
	123	Butler, Todd 1990-93
• Season •		
1.	58	Speciale, Michael 2008
2.	56	Knowles, Logan 2017
3.	55	Benke, Todd 1998
4.	54	Mauro, Steve 1994
5.	52	Adams, Mike 1996
	52	Knowles, Logan 2018
7.	51	Johnston, Jonathan 2006
8.	50	Blue, Travis 2017
9.	49	Currie, Robert 2016
	49	Azor, Alex 2011
	49	Dupell, Greg 2011
	49	Beach, Brent 1994
	49	Schultz, Mike 1986
14.	47	Loferski, Andy 1983
15.	46	Mauro, Tony 1999
	46	Lake, Toph 1995
• Game •		
1.	6	Crum, Matt at Army 5/7/95
2.	5	eight times - most recent: Knowles, Logan vs. UMES 3/8/17

HITS

• Career •		
1.	258	Currie, Robert 2013-16
2.	241	Speciale, Michael 2007-10
3.	232	Hamilton, Thomas 2005-08
4.	226	Blue, Travis 2014-17
	226	Lake, Toph 1995-98
6.	222	Born, Stephen 2015-18
7.	212	Benke, Todd 1995-98
8.	209	Azor, Alex 2009-12
9.	203	Knowles, Logan 2015-18
10.	202	Bolt, Kendall 2007-10
	202	Hollins, Renaldo 2005-08
12.	195	Dupell, Greg 2010-13
13.	187	Mauro, Tony 1996-99
14.	179	Manzelli, Kash 2011-14
	179	Zematis, Mark 1997-00
15.	178	Guadagnini, Mike 2008-10
	178	Bernth, Brian 1993-96
• Season •		
1.	94	Trent, Sean 2015
2.	89	Hamilton, Thomas 2008
3.	82	Speciale, Michael 2008
4.	77	Azor, Alex 2011
5.	76	Currie, Robert 2016
	76	Trent, Sean 2016
7.	73	Biggers, Zach 2018
	73	Blue, Travis 2017
	73	Guadagnini, Mike 2009
10.	72	Speciale, Michael 2010
11.	71	Currie, Robert 2015
	71	Loferski, Andy 1983
13.	70	Knowles, Logan 2017
	70	Currie, Robert 2014
	70	Bolt, Kendall 2008
• Game •		
1.	6	Mauro, Steve at Lafayette 4/4/93
2.	5	24 times - most recent: Biggers, Zach vs. Air Force 2/25/18

2019 NAVY BASEBALL

Individual Hitting Records

DOUBLES

• Career •

1.	52	Zematis, Mark	1997-00
2.	46	Dupell, Greg	2010-13
3.	44	Speciale, Michael	2007-10
	44	Benke, Todd	1995-98
5.	43	Born, Stephen	2015-18
	43	Mauro, Steve	1992-95
7.	41	Butler, Todd	1990-93
8.	40	Bolt, Kendall	2007-10
9.	39	Saile, Leland	2014-17
	39	Mauro, Tony	1996-99
11.	38	Blue, Travis	2014-17
	38	Lee, Marcus	1991-94
13.	37	Lake, Toph	1995-98
	37	Bernth, Brian	1993-96
15.	36	Trent, Sean	2015-16

• Season •

1.	21	Mauro, Steve	1994
2.	20	Biggers, Zach	2018
3.	18	Trent, Sean	2016
	18	Trent, Sean	2015
	18	Dupell, Greg	2013
	18	Zematis, Mark	1999
	18	Benke, Todd	1998
	18	Zematis, Mark	1998
	18	Butler, Todd	1992
10.	17	Hodge, Christian	2018
11.	16	Lowery, Liam	2018
	16	Blue, Travis	2017
	16	Guadagnini, Mike	2009
	16	Bolt, Kendall	2008
	16	McGinn, Ryan	2006

• Game •

1.	4	Butler, Todd	
		vs. Cornell	4/11/92
	4	Lowery, Liam	
		at Bucknell	3/18/18
3.	3	10 times - most recent:	
		Farmer, Dean	
		at Bucknell	5/10/03

TRIPLES

• Career •

1.	20	Lake, Toph	1995-98
2.	19	Currie, Robert	2013-16
3.	16	Bernth, Brian	1993-96
	16	Loferski, Andy	1981-83
5.	14	Knowles, Logan	2015-18
	14	Blue, Travis	2014-17
	14	Deneen, Connor	2013-16
	14	Dupell, Greg	2010-13
	14	Liscomb, Jerry	1973-76
10.	13	Born, Stephen	2015-18
11.	12	Smith, Matt	1994-97
	12	Frahler, Andrew	1945-48
13.	11	Harris, Mitch	2005-08
	11	Hollins, Renaldo	2005-08
	11	Ponseigo, Andy	1982-84
	11	Mullikin, Michael	1977-80

• Season •

1.	9	Lake, Toph	1995
2.	8	Deneen, Connor	2015
	8	Smith, Matt	1996
4.	7	Knowles, Logan	2018
	7	Currie, Robert	2015
	7	Loferski, Andy	1981
7.	6	Born, Stephen	2018
	6	Knowles, Logan	2017
	6	Blue, Travis	2016
	6	Currie, Robert	2016
	6	Deneen, Connor	2016
	6	Dupell, Greg	2012
	6	Hahn, Andrew	2012
	6	Beans, Brandon	2011
	6	Hollins, Renaldo	2008
	6	Speciale, Michael	2008
	6	Bernth, Brian	1995
	6	Bernth, Brian	1994
	6	Ostmo, Erik	1992
	6	Seiler, Rich	1979
	6	Semko, Scott	1969
	6	Frahler, Andrew	1945

• Game •

1.	3	Frahler, Andrew	
		vs. Bucknell	5/2/45
2.	2	28 times - most recent:	
		Knowles, Logan	
		vs. Lehigh	4/14/18

HOME RUNS

• Career •

1.	29	Lee, Marcus	1991-94
2.	23	Speciale, Michael	2007-10
	23	Zematis, Mark	1997-00
4.	17	Loferski, Andy	1981-83
5.	16	Saile, Leland	2014-17
	16	Harris, Mitch	2005-08
7.	15	Dupell, Greg	2010-13
	15	Candeto, Craig	2001-04
9.	14	Braham, Luke	1997-00
	14	Kinn, Ron	1985-88
11.	12	Bland, Jeff	2008-11
	12	Abner, Edward	1975-77
13.	11	Soares, Steven	2007-10
	11	Mauro, Steve	1992-95
	11	Frahler, Andrew	1945-48

• Season •

1.	12	Lee, Marcus	1993
2.	10	Speciale, Michael	2008
	10	Zematis, Mark	2000
4.	9	Saile, Leland	2017
5.	8	Speciale, Michael	2010
	8	Harris, Mitch	2007
7.	7	Dupell, Greg	2011
	7	Soares, Steven	2009
	7	Braham, Luke	1998
	7	Zematis, Mark	1998
	7	Lee, Marcus	1994
	7	Loferski, Andy	1983
	7	Frahler, Andrew	1947
14.	6	Harris, Mitch	2008
	6	Candeto, Craig	2003
	6	Moore, Tony	2000
	6	Benke, Todd	1998
	6	Smith, Matt	1996
	6	Loferski, Andy	1982
	6	Seiler, Rich	1980

• Game •

1.	3	Jones, Marius	
		at Maryland	4/23/85
2.	2	49 times - most recent:	
		Hodge, Christian	
		vs. Army	4/20/18

RUNS BATTED IN

• Career •

1.	178	Lee, Marcus	1991-94
2.	153	Zematis, Mark	1997-00
3.	139	Speciale, Michael	2007-10
4.	138	Saile, Leland	2014-17
5.	133	Born, Stephen	2015-18
6.	125	Blue, Travis	2014-17
7.	122	Hamilton, Thomas	2005-08
8.	121	Lake, Toph	1995-98
9.	120	Mauro, Tony	1996-99
	120	Smith, Matt	1994-97
11.	119	Dupell, Greg	2010-13
	119	Bolt, Kendall	2007-10
13.	118	Benke, Todd	1995-98
14.	112	Harris, Mitch	2005-08
	112	Bernth, Brian	1993-96
	112	Loferski, Andy	1981-83

• Season •

1.	60	Lee, Marcus	1993
2.	58	Saile, Leland	2017
	58	Zematis, Mark	1998
4.	53	Trent, Sean	2016
5.	51	Benke, Todd	1998
6.	50	Leeney, Mike	1986
7.	49	Hamilton, Thomas	2008
	49	Smith, Matt	1996
9.	48	Milanes, Dave	2011
	48	Bolt, Kendall	2009
	48	Lee, Marcus	1994
	48	Loferski, Andy	1983
13.	47	Speciale, Michael	2008
	47	Harris, Mitch	2007
15.	46	Williamson, Jacob	2018
	46	Zematis, Mark	1999

• Game •

1.	9	Mauro, Tony	
		at Lafayette	3/28/98
	9	Hill, Robert	
		vs. Muhlenberg	4/14/45
3.	7	Milanes, Dave	
		vs. Delaware State	3/20/13
	7	Cocca, John	
		at Holy Cross	4/21/01
	7	Baker, Tom	
		at Southeastern La.	3/7/83
6.	6	24 times - most recent:	
		Hahn, Andrew	
		vs. Coppin State	5/1/12

2019 NAVY BASEBALL

Individual Hitting Records

TOTAL BASES

• Career •

1.	374	Speciale, Michael	2007-10
2.	330	Currie, Robert	2013-16
	330	Lake, Toph	1995-98
4.	314	Dupell, Greg	2010-13
5.	310	Zematis, Mark	1997-00
6.	306	Born, Stephen	2015-18
7.	304	Blue, Travis	2014-17
8.	303	Benke, Todd	1995-98
9.	299	Lee, Marcus	1991-94
10.	289	Hamilton, Thomas	2005-08
11.	287	Bolt, Kendall	2007-10
12.	281	Loferski, Andy	1981-83
13.	278	Saile, Leland	2014-17
14.	276	Harris, Mitch	2005-08
15.	270	Knowles, Logan	2015-18

• Season •

1.	139	Speciale, Michael	2008
2.	121	Trent, Sean	2015
3.	114	Speciale, Michael	2010
4.	113	Trent, Sean	2016
	113	Benke, Todd	1998
	113	Loferski, Andy	1983
7.	112	Dupell, Greg	2011
8.	108	Hamilton, Thomas	2008
9.	107	Smith, Matt	1996
10.	106	Blue, Travis	2017
	106	Guadagnini, Mike	2009
12.	104	Bolt, Kendall	2008
13.	102	Biggers, Zach	2018
14.	101	Saile, Leland	2017
	101	Mauro, Tony	1999

• Game •

1.	13	Lake, Toph at Lafayette	3/28/98
	13	Mauro, Tony at Lafayette	3/28/98
3.	12	McGinn, Ryan at Holy Cross	4/10/05
	12	Jones, Marius at Maryland	4/23/85
5.	11	four times - most recent: Seiler, Rich vs. Villanova	4/2/80

WALKS

• Career •

1.	107	Knowles, Logan	2015-18
	107	Blue, Travis	2014-17
3.	104	Zematis, Mark	1997-00
	104	Lake, Toph	1995-98
5.	103	Lee, Marcus	1991-94
6.	90	Dupell, Greg	2010-13
	90	Butler, Todd	1990-93
	90	Kinn, Ron	1985-88
9.	88	Ponseigo, Andy	1982-84
10.	85	Jones, Marius	1984-86
11.	83	Currie, Robert	2013-16
12.	82	Dishman, Bob	1982-85
	82	Deitz, Terry	1979-82
14.	80	Mullican, Jon	1982-85
15.	79	Born, Stephen	2015-18
	79	Liscomb, Jerry	1973-76

• Season •

1.	45	Zematis, Mark	1998
2.	43	Jones, Marius	1985
3.	41	Blue, Travis	2015
4.	39	Ponseigo, Andy	1983
5.	37	Wilcox, Matthew	2016
6.	35	Knowles, Logan	2018
	35	Snyder, Craig	1985
	35	Kinn, Ron	1985
9.	34	Dupell, Greg	2012
	34	Rodgers, Tony	1983
11.	33	Roberts, Jim	1981
13.	32	Liscomb, Jerry	1975
13.	32	Knowles, Logan	2017
	32	Deitz, Terry	1981
15.	31	Lake, Toph	1995
	31	Lee, Marcus	1992
	31	Ponseigo, Andy	1982
	31	Deitz, Terry	1982

• Game •

1.	5	Blue, Travis vs. Coppin State	2/25/15
	5	Mullican, Jon vs. Columbia	4/1/84
	5	Clipp, Ron vs. Georgetown	4/22/74
	5	Mooney, John vs. Syracuse	4/3/71
5.	4	15 times - most recent: Blue, Travis vs. NYIT	3/15/15

HIT BY PITCHES

• Career •

1.	51	Hamilton, Thomas	2005-08
2.	32	Currie, Robert	2013-16
	32	Bland, Jeff	2008-11
4.	26	Blue, Travis	2014-17
	26	Bolt, Kendall	2007-10
6.	25	Soares, Steven	2007-10
7.	24	Knowles, Logan	2015-18
	24	Deneen, Connor	2013-16
	24	Beans, Brandon	2011-14
	24	Wheeler, Dylan	2010-13
11.	22	Wilcox, Matthew	2016-pres.
12.	21	Saile, Leland	2014-17
	21	Campbell, Chris	2010-13
	21	Speciale, Michael	2007-10
	21	Candeto, Craig	2001-04

• Season •

1.	20	Hamilton, Thomas	2008
2.	15	Campbell, Chris	2013
3.	14	Wheeler, Dylan	2011
	14	Hamilton, Thomas	2007
5.	13	Bland, Jeff	2011
6.	12	Beans, Brandon	2011
	12	Gury, Willie	2001
8.	11	Deneen, Connor	2016
	11	Wilcox, Matthew	2016
	11	Currie, Robert	2014
11.	11	Bland, Jeff	2009
12.	10	Blue, Travis	2017
	10	Azor, Alex	2011
	10	Hamilton, Thomas	2006
	10	Candeto, Craig	2002

• Game •

1.	3	Cortiz, Michael at Bucknell	3/18/18
	3	Knowles, Logan vs. NYIT	3/19/17
	3	Turner, Ryan at UMBC	3/27/14
	3	Campbell, Chris at Lehigh	4/28/13
4.	2	68 times - most recent: Deneen, Connor at Delaware State	4/13/16

STOLEN BASES

• Career •

1.	64	Hollins, Renaldo	2005-08
2.	62	Currie, Robert	2013-16
3.	59	Johnston, Jonathan	2003-06
	59	Cocca, John	2000-02
5.	54	Candeto, Craig	2001-04
6.	42	Curnow, Pete	2002-04
7.	41	Knowles, Logan	2015-18
8.	38	Blue, Travis	2014-17
	38	Borosak, Brad	2012-15
	38	Guidos, Jason	1999-02
	38	Liscomb, Jerry	1973-76
12.	37	Speciale, Michael	2007-10
	37	Schultz, Mike	1986-88
	37	Saylor, Eugene	1949-51
15.	36	Born, Stephen	2015-18
	36	Beans, Brandon	2011-14
	36	Driscoll, Nick	2008-11

• Season •

1.	35	Johnston, Jonathan	2006
2.	32	Cocca, John	2002
3.	26	Currie, Robert	2014
4.	24	Cocca, John	2001
5.	21	Hager, Brad	2003
	21	Schultz, Mike	1986
7.	20	Hollins, Renaldo	2007
	20	Hollins, Renaldo	2006
	20	Candeto, Craig	2004
	20	Whitten, Brian	2001
	20	Loferski, Andy	1983
12.	19	Curnow, Pete	2003
13.	18	Thompson, Trevor	2005
	18	Guidos, Jason	2001
15.	17	Munde, Jared	2006
	17	Bellino, Joe	1960
	17	Mills, Herbert	1943

• Game •

1.	5	Mills, Herbert vs. Dartmouth	5/4/43
2.	4	Thompson, Trevor at Holy Cross	4/11/05
	4	Johnston, Jonathan vs. Bucknell	4/3/05
	4	Cocca, John vs. Lehigh	4/29/02
5.	3	32 times - most recent: Knowles, Logan vs. UMES	3/8/17

2019 NAVY BASEBALL

Individual Pitching Records

ERA

• Career (min. 120 IP) •			
1. 1.04	Davis, Chuck	1959-61	(37 ER in 321.0 IP)
2. 1.38	Kerlek, George	1971-73	(21 ER in 137.0 IP)
3. 1.45	Volkman, George	1965-67	(24 ER in 148.2 IP)
4. 1.71	Miller, Rick	1966-68	(36 ER in 189.1 IP)
5. 1.74	Burton, Ronald	1945-48	(56 ER in 290.1 IP)
6. 2.00	Graham, Patrick	1963-65	(27 ER in 121.1 IP)
7. 2.06	Metz, Donald	1951-53	(50 ER in 218.2 IP)
8. 2.10	Wiemann, Steve	1985-88	(49 ER in 210.0 IP)
9. 2.16	Buchanan, Richard	1966-68	(36 ER in 150.1 IP)
10. 2.29	Thomas, Scott	1974-77	(51 ER in 200.2 IP)
11. 2.33	Walton, Steven	1977-79	(34 ER in 131.1 IP)
12. 2.35	Ettinger, Edward	1959-61	(34 ER in 130.0 IP)
13. 2.40	Gillingham, Luke	2013-16	(79 ER in 296.0 IP)
14. 2.42	Smith, Norman	1940-41	(43 ER in 159.2 IP)
15. 2.43	Terwilliger, Bruce	1962-64	(39 ER in 144.1 IP)
• Season (min. 50 IP) •			
1. 0.61	Davis, Chuck	1959	(6 ER in 89.0 IP)
2. 0.84	Volkman, George	1967	(5 ER in 53.2 IP)
3. 0.87	Davis, Chuck	1960	(11 ER in 113.1 IP)
4. 0.94	Walton, Steven	1978	(6 ER in 57.1 IP)
5. 0.96	Miller, Rick	1968	(8 ER in 74.2 IP)
6. 1.05	Wiemann, Steve	1986	(6 ER in 51.2 IP)
7. 1.19	Gillingham, Luke	2015	(11 ER in 83.1 IP)
8. 1.37	Kerlek, George	1973	(9 ER in 59.0 IP)
1.37	Burton, Ronald	1946	(9 ER in 59.0 IP)
10. 1.46	Burton, Ronald	1948	(18 ER in 111.1 IP)
11. 1.48	Smith, Norman	1941	(14 ER in 85.1 IP)
12. 1.52	Davis, Chuck	1961	(20 ER in 118.2 IP)
13. 1.52	Parenti, Anthony	2014	(14 ER in 82.2 IP)
14. 1.59	Kerlek, George	1972	(10 ER in 56.2 IP)
15. 1.62	Metz, Donald	1952	(14 ER in 78.0 IP)

WALKS/9 IP

• Career (min. 120 IP) •			
1. 1.58	Smith, Norman	1940-41	(28 BB in 159.2 IP)
2. 1.67	Moore, Stephen	2012-15	(50 BB in 269.2 IP)
3. 1.67	Wiemann, Steve	1985-88	(39 BB in 210.0 IP)
4. 1.69	McDevitt, Rich	2000-03	(45 BB in 239.2 IP)
5. 1.95	McLemore, Tom	1995-97	(53 BB in 244.2 IP)
6. 1.95	Nelson, Ben	2010-13	(59 BB in 272.1 IP)
7. 2.07	Gillingham, Luke	2013-16	(68 BB in 296.0 IP)
8. 2.15	Wilson, Scott	1991-94	(48 BB in 201.1 IP)
9. 2.18	Volkman, George	1965-67	(36 BB in 148.2 IP)
10. 2.20	Thomas, Scott	1974-77	(49 BB in 200.2 IP)
11. 2.20	Burton, Ronald	1945-48	(71 BB in 290.1 IP)
12. 2.24	Froistad, Andy	2001-04	(43 BB in 173.0 IP)
13. 2.32	Hefner, Ryan	2003-06	(41 BB in 159.0 IP)
14. 2.38	Miller, Rick	1966-68	(50 BB in 189.1 IP)
15. 2.42	McCoy, Mark	2005-08	(77 BB in 286.2 IP)
• Season (min. 50 IP) •			
1. 1.05	Wiemann, Steve	1986	(6 BB in 51.2 IP)
2. 1.17	McDevitt, Rich	2000	(7 BB in 54.0 IP)
3. 1.20	Wilson, Scott	1994	(9 BB in 67.1 IP)
4. 1.35	McLemore, Tom	1996	(14 BB in 93.1 IP)
5. 1.36	Moore, Stephen	2014	(12 BB in 79.2 IP)
6. 1.45	Smith, Norman	1940	(12 BB in 74.1 IP)
7. 1.46	Wiemann, Steve	1988	(11 BB in 67.2 IP)
8. 1.51	Gillingham, Luke	2015	(14 BB in 83.1 IP)
9. 1.51	McDevitt, Rich	2003	(12 BB in 71.1 IP)
10. 1.52	Gillingham, Luke	2013	(9 BB in 53.0 IP)
1.53	Volkman, George	1966	(9 BB in 53.0 IP)
12. 1.53	Lange, Jeff	2005	(10 BB in 58.2 IP)
13. 1.54	Burton, Ronald	1948	(19 BB in 111.1 IP)
14. 1.54	Moore, Stephen	2013	(10 BB in 58.1 IP)
15. 1.61	Long, Sam	2010	(11 BB in 61.2 IP)

STRIKEOUTS/9 IP

• Career (min. 120 IP) •			
1. 11.78	Harris, Mitch	2005-08	(291 K in 222.1 IP)
2. 10.00	Song, Noah	2016-Pres.	(267 K in 240.1 IP)
3. 9.73	Davis, Chuck	1959-61	(347 K in 321.0 IP)
4. 9.36	Gillingham, Luke	2013-16	(308 K in 296.0 IP)
5. 9.07	Landwehr, Dave	1984-86	(173 K in 171.2 IP)
6. 8.98	Gibson, Charles	1980-83	(162 K in 162.1 IP)
7. 8.89	Anderson, Frederick	1957-59	(137 K in 138.2 IP)
8. 8.52	Kozink, Scott	1996-99	(224 K in 236.2 IP)
9. 8.41	Cooney, Matt	2000-03	(119 K in 127.1 IP)
10. 8.32	Buchanan, Richard	1966-68	(139 K in 150.1 IP)
11. 8.18	Parenti, Anthony	2012-15	(164 K in 180.1 IP)
12. 8.16	Long, Sam	2008-11	(190 K in 209.2 IP)
13. 7.94	Drake, Oliver	2007-08	(130 K in 147.1 IP)
14. 7.93	Coughlin, George	2014-17	(208 K in 236.0 IP)
15. 7.81	Tanner, Drew	1983-86	(238 K in 274.1 IP)
• Season (min. 50 IP) •			
1. 12.30	Harris, Mitch	2006	(113 K in 82.2 IP)
2. 12.24	Song, Noah	2018	(121 K in 89.0 IP)
3. 12.12	Harris, Mitch	2007	(119 K in 88.1 IP)
4. 11.99	Gillingham, Luke	2015	(111 K in 83.1 IP)
5. 11.12	Davis, Chuck	1960	(140 K in 113.1 IP)
6. 10.50	Song, Noah	2017	(89 K in 76.0 IP)
7. 10.25	Buchanan, Richard	1968	(63 K in 55.1 IP)
8. 9.91	Davis, Chuck	1959	(98 K in 89.0 IP)
9. 9.74	Kozink, Scott	1999	(105 K in 97.0 IP)
10. 9.69	Landwehr, Dave	1986	(84 K in 78.0 IP)
11. 9.58	Miller, Rick	1967	(61 K in 57.1 IP)
12. 9.30	Coughlin, George	2015	(72 K in 69.2 IP)
13. 9.27	Landwehr, Dave	1985	(57 K in 55.1 IP)
14. 9.25	Parenti, Anthony	2013	(65 K in 63.2 IP)
15. 9.19	Tanner, Drew	1986	(79 K in 78.0 IP)

WINS

• Career •			
1. 29	Davis, Chuck (29-4)	1959-61	
2. 28	Burton, Ronald (28-6)	1945-48	
3. 26	Tanner, Drew (26-11)	1983-86	
4. 25	Groover, Shane (25-11)	1997-00	
5. 22	Gillingham Luke (22-14)	2013-16	
6. 21	Song, Noah (21-12)	2016-pres.	
21	McCoy, Mark (21-16)	2005-08	
21	Moore, Toby (21-12)	1993-95	
21	Wiemann, Steve (21-8)	1985-88	
10. 20	Harris, Mitch (20-13)	2005-08	
11. 19	Nelson, Ben (19-13)	2010-13	
19	Kozink, Scott (19-14)	1996-99	
19	McLemore, Tom (19-19)	1995-97	
19	Lowe, David (19-17)	1987-90	
19	Repucci, Lou (19-6)	1973-76	
19	Montoya, Benjamin (19-5)	1956-58	
19	Metz, Donald (19-7)	1951-53	
• Season •			
1. 12	Davis, Chuck (12-1)	1961	
2. 10	Harris, Mitch (10-3)	2006	
3. 9	Song, Noah (9-3)	2016	
9	McCoy, Mark (9-7)	1996	
9	Moore, Toby (9-6)	1995	
9	Tanner, Drew (9-2)	1986	
9	Tanner, Drew (9-0)	1985	
9	Adrian, Bob (9-2)	1982	
9	Davis, Chuck (9-0)	1959	
9	Burton, Ronald (9-1)	1947	
11. 8	Gillingham, Luke (8-4)	2016	
8	Gillingham, Luke (8-1)	2015	
8	Parenti, Anthony (8-3)	2014	
8	Harris, Mitch (8-5)	2007	
8	McCoy, Mark (8-4)	2007	
8	Groover, Shane (8-3)	1999	
8	McLemore, Tom (8-2)	1995	
8	Murray, Kyle (8-5)	1995	
8	Lowe, David (8-5)	1990	
8	Landwehr, Dave (8-2)	1986	
8	Thomas, Scott (8-3)	1976	
8	Terwilliger, Bruce (8-0)	1962	
8	Ettinger, Edward (8-1)	1961	
8	Davis, Chuck (8-3)	1960	
8	Morra, John (8-2)	1954	
8	Burton, Ronald (8-4)	1948	
8	Davis, John (8-0)	1943	

2019 NAVY BASEBALL

Individual Pitching Records

SAVES

• Career •

1.	17	Melton, JD	2007-09
2.	16	Rinehart, Joel	2010-13
3.	14	Meenach, Jett	2014-17
	14	Sorenson, Sam	2013-16
5.	11	Hefner, Ryan	2003-06
6.	8	Bumgardner, Mark	1973-75
7.	7	Carlson, Drew	2008-10
8.	6	Murray, Chris	2007-10
	6	Bizba, Todd	1985-88
10.	5	Leins, Jared	2018-pres.
	5	Deafenbaugh, Brad	1999-01
	5	Wilson, Scott	1991-94
	5	Gibson, Craig	1980-83
	5	Thomas, Scott	1974-77
15.	4	Brady, Colin	2015-18
	4	Bartek, Andrew	2013-16
	4	Gainey, Preston	2011-12
	4	Nichols, Burgess	2004-06
	4	Koessler, Joe	2003-06
	4	Koehler, Bryan	1999,01-02
	4	Robinson, John	1990-93
	4	Bresko, Carl	1989-91
	4	McMurtry, Jim	1978-81
	4	Kelleher, Paul	1977-80

• Season •

1.	10	Hefner, Ryan	2006
2.	9	Melton, JD	2007
3.	8	Meenach, Jett	2017
4.	7	Melton, JD	2008
5.	6	Sorenson, Sam	2016
	6	Rinehart, Joel	2011
7.	5	Leins, Jared	2018
	5	Bumgardner, Mark	1974
9.	4	Brady, Colin	2018
	4	Meenach, Jett	2015
	4	Rinehart, Joel	2013
	4	Gainey, Preston	2011
	4	Carlson, Drew	2010
	4	Nichols, Burgess	2004
	4	Koehler, Bryan	2002
	4	Bizba, Todd	1985

APPEARANCES

• Career •

1.	87	Sorenson, Sam	2013-16
2.	78	Rinehart, Joel	2010-13
3.	74	Meenach, Jett	2014-17
4.	68	Koessler, Joe	2003-06
5.	63	Bartek, Andrew	2013-16
6.	59	Hefner, Ryan	2003-06
7.	58	Lowe, David	1987-90
8.	56	Condry, Kyle	2014-17
	56	Moore, Stephen	2012-15
10.	55	Brady, Colin	2015-18
	55	Murray, Chris	2007-10
	55	Carlson, Kevin	1994-97
13.	54	Robinson, John	1990-93
14.	53	Olson, Wes	2008-11
15.	52	Coughlin, George	2014-17
	52	Gillingham, Luke	2013-16
	52	Tanner, Drew	1983-86

• Season •

1.	27	Meenach, Jett	2017
	27	Koessler, Joe	2004
3.	26	Sorenson, Sam	2015
	26	Hefner, Ryan	2006
5.	25	Sorenson, Sam	2016
6.	24	Meenach, Jett	2015
7.	23	Meenach, Jett	2016
	23	Rinehart, Joel	2013
	23	Rinehart, Joel	2011
	23	Koehler, Bryan	2002
	23	Lowe, David	1990
12.	21	Bartek, Andrew	2014
	21	Sorenson, Sam	2013
	21	Ferri, John	1996
15.	19	Brady, Colin	2018
	19	Leins, Jared	2018
	19	Kamhoot, Sean	2017
	19	Bartek, Andrew	2016
	19	Melton, JD	2008
	19	Melton, JD	2007
	19	Koessler, Joe	2006

GAMES STARTED

• Career •

1.	46	Gillingham, Luke	2013-16
2.	45	McCoy, Mark	2005-08
3.	44	Coughlin, George	2014-17
4.	42	Tanner, Drew	1983-86
5.	41	Nelson, Ben	2010-13
6.	40	Song, Noah	2016-pres.
	40	Moore, Stephen	2012-15
	40	Groover, Shane	1997-00
	40	Moore, Toby	1993-95
10.	39	Davis, Chuck	1959-61
11.	38	McDevitt, Rich	2000-03
	38	McLemore, Tom	1995-97
13.	37	Carlson, Kevin	1994-97
14.	36	Harris, Mitch	2005-08
15.	35	Condry, Kyle	2014-17
	35	Schoberl, Johnny	2010-13
	35	Long, Sam	2008-11

• Season •

1.	17	Moore, Toby	1995
2.	16	Nelson, Ben	2011
	16	McLemore, Tom	1996
4.	15	Davis, Chuck	1961
5.	14	Kamhoot, Sean	2018
	14	Song, Noah	2018
	14	Coughlin, George	2016
	14	Gillingham, Luke	2016
	14	Moore, Stephen	2015
	14	Long, Sam	2011
	14	Harris, Mitch	2007
	14	Groover, Shane	1999
	14	Kozink, Scott	1999
14.	13	12 players - most recent: Song, Noah	2017

COMPLETE GAMES

• Career •

1.	27	Davis, Chuck	1959-61
2.	25	Burton, Ronald	1945-48
3.	24	Moore, Toby	1993-95
	24	McLemore, Tom	1995-97
5.	23	Tanner, Drew	1983-86
6.	22	Metz, Donald	1951-53
7.	21	Groover, Shane	1997-00
8.	20	Kozink, Scott	1996-99
9.	19	Wieman, Steve	1985-88
10.	18	Lowe, David	1987-90
11.	17	Gillingham, Luke	2013-16
12.	15	Carlson, Kevin	1994-97
	15	Landwehr, Dave	1984-86
	15	Kelly, Matthew	1922-23
15.	14	McDevitt, Rich	2000-03
	14	Montoya, Benjamin	1956-58
	14	Smith, Norman	1940-41
	14	Davenport, Edgar	1931-33

• Season •

1.	12	Davis, Chuck	1961
2.	11	Burton, Ronald	1948
3.	10	McLemore, Tom	1996
	10	Moore, Toby	1995
	10	Morra, John	1954
6.	9	Landwehr, Dave	1986
	9	Metz, Donald	1951
8.	8	Gillingham, Luke	2016
	8	Kozink, Scott	1999
	8	Carlson, Kevin	1997
	8	Lowe, David	1988
	8	Davis, Chuck	1959
	8	Metz, Donald	1952
	8	Smith, Norman	1941
	8	Wilson, Thomas	1929
	8	Kelly, Matthew	1922

2019 NAVY BASEBALL

Individual Pitching Records

SHUTOUTS

• Career •			
1.	9	Davis, Chuck	1959-61
2.	7	Gillingham, Luke	2013-16
	7	Song, Noah	2016-Pres.
4.	4	Harris, Mitch	2005-08
	4	McDevitt, Rich	2000-03
	4	Thomas, Scott	1974-77
	4	Repucci, Lou	1973-76
	4	Kerlek, George	1971-73
	4	Graham, Patrick	1964-65
	4	Burdett, Paul	1943-44
11.	3	Parenti, Anthony	2012-15
	3	Groover, Shane	1997-00
	3	Kelleher, Paul	1977-80
	3	Galloway, Thomas	1969-71
	3	Miller, Rick	1966-68
	3	Volkman, George	1965-67
	3	Morra, John	1953-54
• Season •			
1.	4	Gillingham, Luke	2016
	4	Davis, Chuck	1959
	4	Song, Noah	2018
3.	3	Song, Noah	2016
	3	Gillingham, Luke	2015
	3	Parenti, Anthony	2014
	3	Kelleher, Paul	1979
	3	Kerlek, George	1972
	3	Graham, Patrick	1965
	3	Davis, Chuck	1961
	3	Morra, John	1954
11.	2	19 players - most recent: Long, Sam 2010	

STRIKEOUTS

• Career •			
1.	347	Davis, Chuck	1959-61
2.	308	Gillingham, Luke	2013-16
3.	291	Harris, Mitch	2005-08
4.	267	Song, Noah	2016-pres.
5.	239	McCoy, Mark	2005-08
6.	238	Tanner, Drew	1983-86
7.	229	Nelson, Ben	2010-13
	229	Groover, Shane	1997-00
9.	224	Kozink, Scott	1996-99
10.	208	Coughlin, George	2014-17
11.	199	Moore, Stephen	2012-15
12.	190	Long, Sam	2008-11
13.	186	Lowe, David	1987-90
14.	182	Carlson, Kevin	1994-97
15.	179	Condry, Kyle	2014-17
• Season •			
1.	140	Davis, Chuck	1960
2.	121	Song, Noah	2018
3.	119	Harris, Mitch	2007
4.	113	Harris, Mitch	2006
5.	111	Gillingham, Luke	2015
6.	109	Davis, Chuck	1961
7.	105	Kozink, Scott	1999
8.	98	Davis, Chuck	1959
9.	93	Gillingham, Luke	2016
10.	89	Song, Noah	2017
11.	84	Landwehr, Dave	1986
12.	83	Tanner, Drew	1985
13.	80	Nelson, Ben	2011
14.	79	Tanner, Drew	1986
15.	78	Drake, Oliver	2008
• Game •			
1.	18	Buchanan, Richard vs. Seton Hall	4/6/68
2.	17	Landwehr, Dave vs. Gettysburg	3/16/86
	17	Davis, Chuck vs. West Chester	4/7/60
	17	Mueller, Dale vs. Richmond	5/17/44
5.	16	Song, Noah vs. Air Force	2/23/18
	16	Gillingham, Luke at N.C. A&T	2/13/15
	16	Losh, Dennis vs. Syracuse	4/3/69
	16	Davis, Chuck vs. Columbia	5/8/59

INNINGS PITCHED

• Career •			
1.	321.0	Davis, Chuck	1959-61
2.	296.0	Gillingham, Luke	2013-16
3.	290.1	Burton, Ronald	1945-48
4.	286.2	McCoy, Mark	2005-08
5.	278.2	Groover, Shane	1997-00
6.	274.1	Tanner, Drew	1983-86
7.	272.1	Nelson, Ben	2010-13
8.	269.2	Moore, Stephen	2012-15
9.	258.0	Moore, Toby	1993-95
10.	255.1	Lowe, David	1987-90
11.	248.1	Carlson, Kevin	1994-97
12.	244.2	McLemore, Tom	1995-97
13.	240.1	Song, Noah	2016-pres.
13.	239.2	McDevitt, Rich	2000-03
14.	236.2	Kozink, Scott	1996-99
15.	236.0	Coughlin, George	2014-17
• Season •			
1.	118.2	Davis, Chuck	1961
2.	113.1	Davis, Chuck	1960
3.	111.1	Burton, Ronald	1948
4.	106.2	Moore, Toby	1995
5.	99.0	Morra, John	1954
6.	97.0	Kozink, Scott	1999
7.	93.1	McLemore, Tom	1996
8.	92.0	Gillingham, Luke	2016
9.	91.2	Nelson, Ben	2011
	91.2	Carlson, Kevin	1997
11.	89.2	Murray, Kyle	1995
12.	89.0	Song, Noah	2018
	89.0	Thomas, Scott	1976
	89.0	Davis, Chuck	1959
15.	88.1	Harris, Mitch	2007
• Game •			
1.	17.0	Rensberger, Lee vs. Harvard	4/9/49
2.	13.0	Davis, Chuck at Princeton	5/21/60
3.	12.0	seven times - most recent: Kerlek, George vs. Dartmouth 4/13/73	

HITS ALLOWED

• Career •			
1.	322	McCoy, Mark	2005-08
2.	266	Moore, Toby	1993-95
3.	264	Carlson, Kevin	1994-97
4.	261	Nelson, Ben	2010-13
5.	259	Groover, Shane	1997-00
6.	255	McLemore, Tom	1995-97
7.	253	McDevitt, Rich	2000-03
	253	Tanner, Drew	1983-86
9.	249	Kozink, Scott	1996-99
10.	245	Long, Sam	2008-11
11.	243	Moore, Stephen	2012-15
12.	241	Gillingham, Luke	2013-16
13.	235	Murray, Kyle	1992-95
14.	232	Coughlin, George	2014-17
15.	231	Olson, Wes	2008-11
• Season •			
1.	103	Carlson, Kevin	1996
	103	Moore, Toby	1994
3.	101	Nelson, Ben	2011
	101	McCoy, Mark	2008
	101	Moore, Toby	1995
6.	99	Kozink, Scott	1999
	99	Murray, Kyle	1994
8.	97	McLemore, Tom	1996
9.	93	Coonan, Mike	1990
10.	92	Long, Sam	2011
	92	McLemore, Tom	1997
12.	88	Nichols, Burgess	2005
13.	87	McCoy, Mark	2007
14.	86	Murray, Kyle	1995
15.	85	Kamhoot, Sean	2018
• Game •			
1.	16	Moore, Toby at Holy Cross	4/17/94
2.	15	Moore, Toby at Wright State	5/19/94
	15	Hawkins, William vs. Maryland	4/1/50
	15	Burdett, Paul vs. N.C. Pre-Flight	5/6/44
	15	Niles, Richard vs. McDaniel	4/20/38
	15	Brandley, Frank vs. McDaniel	4/24/29

2019 NAVY BASEBALL

Individual Pitching Records

ER ALLOWED

• Career •

1.	135	McCoy, Mark	2005-08
2.	120	Kozink, Scott	1996-99
3.	118	Carlson, Kevin	1994-97
4.	115	Murray, Kyle	1992-95
5.	113	Coughlin, George	2014-17
	113	Groover, Shane	1997-00
	113	Robinson, John	1990-93
8.	109	Long, Sam	2008-11
	109	Hoak, Ed	1995-98
10.	108	Schoberl, Johnny	2010-13
11.	104	Nelson, Ben	2010-13
	104	Sipe, Zach	2009-12
13.	102	Olson, Wes	2008-11
14.	97	Moore, Toby	1993-95
	97	Lowe, David	1987-90

• Season •

1.	50	Nelson, Ben	2011
	50	Carlson, Kevin	1996
3.	49	Kozink, Scott	1999
4.	47	Robinson, John	1992
5.	46	Sipe, Zach	2009
6.	45	McLemore, Tom	1997
	45	Moore, Toby	1994
8.	43	McCoy, Mark	2008
	43	Murray, Kyle	1994
10.	40	Abshire, Ben	1999
11.	39	McCoy, Mark	2007
12.	38	Long, Sam	2011
	38	Nichols, Burgess	2005
14.	37	Sipe, Zach	2010
	37	Vane, Scott	2001
	37	Robinson, John	1993

• Game •

1.	12	Nehez, James	
		vs. Penn State	5/8/51
2.	11	Bailey, Greg	
		vs. Washington State	3/9/96
	11	Murray, Kyle	
		vs. Wright State	5/19/94
4.	10	Kozink, Scott	
		vs. South Alabama	5/29/99
	10	Henwood, Andy	
		vs. Gonzaga	3/11/99

WALKS ALLOWED

• Career •

1.	121	Groover, Shane	1997-00
2.	106	Davis, Chuck	1959-61
3.	101	Schoberl, Johnny	2010-13
	101	Repucci, Lou	1973-76
5.	96	Lowe, David	1987-90
6.	92	Kozink, Scott	1996-99
7.	90	Song, Noah	2016-pres.
8.	87	Anderson, Frederick	1957-59
9.	84	Gibson, Charles	1980-83
10.	83	Murray, Kyle	1992-95
11.	82	Robinson, John	1990-93
	82	Portoni, Matt	1989-92
13.	81	Cooney, Matt	2000-03
	81	Montoya, Benjamin	1956-58
15.	80	Michael, Craig	1982-84

• Season •

1.	50	Davis, Chuck	1961
2.	41	Song, Noah	2018
3.	40	Kozink, Scott	1999
	40	Anderson, Frederick	1957
	40	Potter, Arthur	1952
6.	39	Schoberl, Johnny	2011
7.	38	Repucci, Lou	1974
8.	37	Lowe, David	1990
	37	Graham, Patrick	1965
10.	36	Harris, Mitch	2007
11.	35	Michael, Craig	1983
	35	Davis, Chuck	1959
13.	33	Schoberl, Johnny	2013
	33	Groover, Shane	1998
15.	32	Long, Sam	2011
	32	Portoni, Matt	1992
	32	Hawkins, William	1950
	32	Burdett, Paul	1943

• Game •

1.	10	Smith, Richard	
		at Maryland	5/1/57
	10	Thom, Philip	
		vs. Villanova	4/10/46
3.	9	Cricchi, John	
		vs. Bucknell	4/25/51
	9	Burdett, Paul	
		vs. Dartmouth	5/4/43
5.	8	11 times - most recent	
		Dolan, Ken	
		vs. Holy Cross	4/17/93

2019 NAVY BASEBALL

Team Records

BATTING AVG.

• Season •		
1.	.323 (314-for-972)	1981
2.	.321 (323-for-1006)	1985
3.	.320 (513-for-1601)	1996
4.	.319 (321-for-1006)	1991
5.	.317 (427-for-1347)	1998
6.	.316 (280-for-886)	1980
7.	.314 (522-for-1664)	2010
8.	.308 (169-for-549)	1945
9.	.306 (223-for-729)	1923
10.	.306 (403-for-1319)	1994
11.	.305 (195-for-640)	1947
12.	.304 (615-for-2026)	2008
13.	.303 (236-for-779)	1957
14.	.302 (182-for-602)	1943
15.	.302 (155-for-514)	1946

SLUGGING PCT.

• Season •		
1.	.487	1998
2.	.475	1991
3.	.467	1981
4.	.464	1985
5.	.442	1996
6.	.441	2017
	.441	1947
8.	.439	1980
9.	.436	2008
10.	.433	1983
11.	.430	2010
	.430	1927
13.	.429	1993
14.	.428	1945
15.	.427	1994

ON-BASE PCT.

• Season •		
1.	.466	1985
2.	.449	1981
3.	.428	1983
4.	.420	1980
5.	.418	1982
6.	.415	1984
7.	.414	1946
8.	.411	1991
9.	.405	1998
10.	.400	1927
11.	.398	1986
12.	.394	1962
13.	.394	1996
14.	.393	2010
15.	.392	1974

GAMES PLAYED

• Season •		
1.	60	2016
2.	59	2011
3.	58	2008
4.	57	2015
5.	55	2007
6.	54	2018
	54	2017
	54	2006
9.	53	1995
10.	52	2012
	52	1996
12.	51	2014
	51	2013
	51	2010
15.	50	2004
	50	1999

AT BATS

• Season •		
1.	2026	2008
2.	1960	2016
3.	1950	2011
4.	1905	2015
5.	1800	2017
6.	1837	2018
7.	1792	2006
8.	1774	2007
9.	1722	2012
10.	1708	2013
11.	1664	2010
12.	1612	1995
13.	1601	1996
14.	1582	2014
15.	1575	2009

• Game •			
1.	60	vs. Harvard	4/9/49
2.	55	vs. Air Force	2/25/18
	55	vs. Army	5/27/50
4.	54	vs. Bucknell	5/14/11
5.	53	at Delaware State	3/22/17

RUNS

• Season •		
1.	375	2016
2.	366	2017
3.	360	1996
4.	358	2011
5.	355	2008
6.	352	1998
7.	346	1983
8.	328	2010
9.	324	1995
10.	321	2018
	321	1982
12.	320	2015
13.	308	1994
14.	306	2006
15.	305	1999

• Game •			
1.	35	vs. St. John's (Md.)	1907
2.	32	vs. McDaniel	5/16/31
3.	30	at Lafayette	3/28/98
4.	27	at Dartmouth	4/24/88
	27	at George Mason	3/20/86

HITS

• Season •		
1.	615	2008
2.	585	2016
3.	541	2015
4.	534	2017
5.	530	2011
6.	525	2006
7.	526	2018
8.	522	2010
9.	513	1996
10.	483	1995
11.	474	2007
12.	469	2013
13.	450	2009
14.	440	1999
15.	434	2012

• Game •			
1.	28	vs. McDaniel	4/20/38
2.	27	at Delaware State	3/22/17
	27	at Lafayette	3/28/98
4.	26	at Lafayette	5/2/10
		at Army	5/7/95

DOUBLES

• Season •		
1.	124	2018
2.	105	2008
3.	104	2017
4.	103	2016
5.	99	1998
6.	98	2009
7.	95	1996
8.	93	2011
9.	91	1995
10.	90	2013
11.	89	2006
12.	88	2010
13.	83	2015
14.	82	2003
	76	1994
	76	1991

• Game •			
1.	10	vs. Oswego State	4/3/80
2.	9	at Lafayette	3/28/98
3.	8	five times - most recent:	
		at Bucknell	3/18/18

TRIPLES

• Season •			
1.	36	2015	#1 in NCAA*
2.	31	2016	
3.	30	1995	
4.	27	2012	
	27	1996	
	27	1982	
7.	25	2017	
	25	2008	
9.	24	2018	
10.	23	2011	
11.	22	2006	
12.	21	2000	
	21	1976	
	21	1992	
15.	20	2003	
	20	1998	
	20	1983	

• Game •			
1.	5	vs. Coppin State	2/5/06
2.	4	six times - most recent:	
		at Bucknell	5/10/03

HOME RUNS

• Season •		
1.	38	2008
2.	35	2017
3.	30	2009
	30	1998
5.	26	2000
6.	25	1993
7.	24	2010
	24	1983
9.	21	2011
	21	1981
11.	20	1985
12.	19	2002
	19	1986
14.	18	2016
15.	17	2012
	17	2004
	17	2001
	17	1991

• Game •			
1.	6	at Lafayette	3/28/98
	6	at George Mason	3/20/86
	6	at Maryland	4/23/85
4.	5	four times - most recent:	
		at Mount St. Mary's	3/27/07

2019 NAVY BASEBALL

Team Records

RUNS BATTED IN

• Season •		
1.	328	2016
2.	325	2017
3.	320	2008
4.	317	1998
	317	1996
6.	301	2011
7.	298	2010
	298	1983
9.	287	2018
10.	286	2015
11.	285	1995
12.	266	1999
13.	265	2006
14.	263	1982
15.	262	1994

• Game •		
1.	28	at Lafayette 3/28/98
2.	25	at George Mason 3/20/86
3.	24	vs. Lafayette 4/3/99
4.	23	vs. UMES 4/14/98
	23	at Dartmouth 4/24/88
	23	vs. Merchant Marine 5/13/83

TOTAL BASES

• Season •		
1.	884	2008
2.	804	2016
3.	793	2017
4.	746	2018
5.	732	2011
6.	726	2015
7.	716	2010
8.	707	1996
9.	700	2006
10.	676	1995
11.	662	2009
12.	656	1998
13.	612	2013
14.	610	2012
15.	608	2007

• Game •		
1.	56	at Lafayette 3/28/98
2.	46	at George Mason 3/20/86
3.	44	at Maryland 4/23/85
4.	43	at Army 5/4/79
5.	42	at UMES 3/13/08

WALKS

• Season •		
1.	295	1983
2.	264	1982
3.	257	1985
4.	249	2016
5.	230	2011
6.	227	2018
7.	221	1981
8.	218	1984
9.	217	2012
10.	204	2015
11.	199	1998
12.	197	2017
13.	193	1996
14.	185	2013
	185	1999

• Game •		
1.	24	vs. Syracuse 4/3/71
2.	19	vs. Penn 4/1/85
3.	18	at Fla. International 3/6/84
4.	16	vs. Fordham 4/4/59
	16	vs. Gettysburg 5/23/23

HIT BY PITCHES

• Season •		
1.	79	2011
2.	70	2008
3.	62	2017
4.	59	2016
5.	58	2014
	58	2013
7.	56	2012
	56	2009
9.	55	2010
10.	51	2015
	51	2006
12.	50	2007
13.	49	2001
14.	48	1999
	48	1997

• Game •		
1.	7	at N.C. Central 2/18/17
	7	at Holy Cross 4/26/09
	7	vs. Lafayette 4/3/99
4.	6	vs. Lehigh 4/5/98
5.	5	six times - most recent: at Lafayette 4/21/2012

STOLEN BASES

• Season •		
1.	112	2001
2.	95	2006
3.	84	2002
4.	82	2003
5.	76	2005
6.	73	2004
7.	69	2010
8.	67	1986
9.	58	2011
	58	2008
11.	57	2013
12.	56	1999
13.	54	2015
	54	2009
15.	51	2014

• Game •		
1.	9	vs. W.Va. Wesleyan 5/17/24
2.	8	eight times - most recent: vs. Iona 3/15/10

ERA

• Season •		
1.	1.44 (34 ER/213.0 IP)	1960
2.	1.71 (40 ER/211.0 IP)	1970
3.	1.82 (40 ER/193.1 IP)	1968
4.	1.92 (50 ER/234.0 IP)	1961
5.	1.97 (25 ER/114.0 IP)	1924
6.	1.98 (43 ER/195.0 IP)	1967
7.	2.04 (44 ER/194.0 IP)	1948
8.	2.09 (40 ER/172.0 IP)	1953
9.	2.11 (39 ER/166.0 IP)	1952
10.	2.16 (51 ER/212.1 IP)	1972
11.	2.26 (48 ER/191.0 IP)	1965
12.	2.36 (38 ER/145.0 IP)	1946
13.	2.36 (42 ER/160.0 IP)	1947
14.	2.41 (45 ER/168.0 IP)	1966
15.	2.42 (52 ER/193.0 IP)	1954

WALKS/9 IP

• Season •		
1.	1.95 (66 BB/304.1 IP)	1986
2.	1.97 (40 BB/183.0 IP)	1923
3.	2.20 (41 BB/168.0 IP)	1966
4.	2.32 (50 BB/194.0 IP)	1948
5.	2.42 (36 BB/134.0 IP)	1945
6.	2.45 (31 BB/114.0 IP)	1924
7.	2.60 (41 BB/142.0 IP)	1937
8.	2.66 (146 BB/494.1 IP)	2015
9.	2.67 (70 BB/236.1 IP)	1989
10.	2.67 (43 BB/145.0 IP)	1946
11.	2.75 (52 BB/170.0 IP)	1941
12.	2.78 (68 BB/220.0 IP)	1975
13.	2.78 (47 BB/152.0 IP)	1940
14.	2.79 (45 BB/145.0 IP)	1929
15.	2.82 (91 BB/290.2 IP)	1988

STRIKEOUTS/9 IP

• Season •		
1.	9.85 (233 K/213.0 IP)	1960
2.	8.71 (213 K/220.0 IP)	1959
3.	8.45 (464 K/494.1 IP)	2015
4.	8.03 (174 K/195.0 IP)	1967
5.	8.01 (407 K/457.1 IP)	2007
6.	7.92 (103 K/117.0 IP)	1927
7.	7.90 (418 K/476.1 IP)	2018
8.	7.82 (440 K/506.1 IP)	2016
9.	7.78 (263 K/304.1 IP)	1986
10.	7.60 (423 K/501.1 IP)	2011
11.	7.50 (158 K/189.2 IP)	1973
12.	7.48 (379 K/456.0 IP)	2017
	7.48 (350 K/421.1 IP)	2014
14.	7.43 (272 K/329.2 IP)	1998
15.	7.38 (321 K/391.1 IP)	2009

WINS

• Season •		
1.	43 (43-16-1)	2016
2.	38 (38-16)	2018
3.	37 (37-17)	2017
	37 (37-20)	2015
5.	35 (35-20)	2007
6.	34 (34-20)	1995
7.	33 (33-25-1)	2011
	32 (32-25)	2008
	32 (32-21)	2006
10.	31 (31-10)	1983
11.	30 (30-21)	2010
	30 (30-10)	1986
13.	29 (29-14)	1982
14.	28 (28-23)	2013
15.	27 (27-22)	1999

• Single-Season Win Streak •

1.	19	1961 (3/30 - 5/13)
2.	14	1986 (4/12 - 5/10)
3.	13	2017 (4/5 - 4/22)
4.	12	1946 (4/17 - 6/1)
	12	1916

SAVES

• Season •		
1.	15	2008
2.	14	2011
	14	2006
4.	13	2018
	13	2010
6.	11	2007
7.	10	2017
	10	2013
9.	9	2016
10.	8	2002
	8	1991
	8	1983
13.	7	2015
14.	6	2014
	6	2012
	6	2009
	6	2005
	6	2004
	6	1994
	6	1990
	6	1979
	6	1978
	6	1974

2019 NAVY BASEBALL

Team Records

COMPLETE GAMES

• Season •		
1.	27	1995
2.	24	1999
3.	23	1986
4.	22	1997
5.	20	1998
6.	19	1988
7.	18	1985
8.	17	2000
	17	1996
10.	16	1994
	16	1954
	16	1948
13.	15	2001
14.	14	1992
	14	1989
	14	1981
	14	1944

SHUTOUTS

• Season •		
1.	12	2016
2.	8	1986
3.	7	2018
	7	2015
	7	1988
	7	1972
	7	1912
8.	6	1977
	6	1911
10.	5	2014
	5	1979
	5	1975
	5	1970
	5	1967
	5	1959
	5	1918
	5	1908

INNINGS PITCHED

• Season •		
1.	506.1	2016
2.	501.1	2011
3.	496.1	2008
4.	494.1	2015
5.	476.1	2018
6.	457.1	2007
7.	456.0	2017
8.	446.2	2012
9.	446.0	2006
10.	435.1	2013
11.	423.1	2010
12.	421.1	2014
13.	405.2	2004
14.	401.1	1995
15.	391.1	2009

• Game •			
1.	17.0	vs. Harvard	4/9/49
2.	16.0	vs. Air Force	2/25/18
	16.0	vs. Bucknell	5/14/11
4.	15.0	vs. Army	5/27/50
	15.0	vs. Virginia	5/20/39

HITS ALLOWED

• Season •			
1.	555	2008	
2.	550	2011	
3.	545	2004	
4.	537	2005	
5.	498	2009	
6.	485	2006	
7.	477	1996	
8.	472	2017	
9.	466	2010	
10.	458	2016	
11.	442	2012	
12.	441	1999	
13.	434	2015	
14.	431	2018	
15.	428	2007	

• Game •			
1.	27	vs. Princeton	3/22/08
2.	26	vs. Missouri	2/25/05
3.	24	at Wright State	5/19/94
	24	at Duke	2/19/94
5.	23	three times - most recent: at Virginia	3/10/09

RUNS ALLOWED

• Season •			
1.	349	2005	
2.	347	2004	
3.	331	2011	
4.	322	2008	
5.	305	1996	
6.	295	1999	
7.	293	2009	
8.	273	2000	
9.	272	2001	
10.	271	2002	
11.	266	2006	
12.	259	2012	
13.	258	1994	
14.	253	1997	
15.	251	2010	

• Game •			
1.	32	vs. Georgetown	1895
2.	26	vs. Georgetown	1893
3.	25	vs. Missouri	2/25/05
4.	22	three times - most recent: at George Mason	4/19/00

WALKS ALLOWED

• Season •			
1.	242	2011	
2.	192	2012	
3.	179	2007	
4.	175	2008	
5.	168	2018	
6.	166	2016	
7.	165	2006	
8.	161	2004	
9.	160	1999	
10.	159	2017	
11.	158	2013	
12.	157	2001	
13.	154	1995	
14.	151	2009	
15.	149	2000	

• Game •			
1.	15	vs. Georgetown	5/5/64
	15	vs. Fordham	4/23/27
3.	14	at Rutgers	4/8/50
4.	13	four times - most recent: vs. Lehigh	4/2/00

STRIKEOUTS

• Season •			
1.	464	2015	
2.	440	2016	
3.	423	2011	
4.	418	2018	
5.	407	2007	
6.	401	2008	
7.	379	2017	
8.	364	2006	
9.	350	2014	
10.	346	2013	
11.	343	2012	
12.	321	2009	
13.	304	2005	
14.	289	1999	
15.	273	2003	

• Game •			
1.	20	vs. Air Force	2/23/18
2.	18	at N.C. A&T	2/13/15
	18	vs. Seton Hall	4/6/68
	18	vs. Baltimore	5/30/60
5.	17	vs. Gettysburg	3/16/86
	17	vs. West Chester	4/7/60
	17	vs. Richmond	5/17/44

2019 NAVY BASEBALL

Year-By-Year Team Records

Year	Overall Record	League Record	Coach	Captain(s)	Year	Overall Record	League Record	Coach	Captain(s)
1893	6-4 (.600)	n/a	Unknown	Unknown	1973	12-11-2 (.520)	4-8-1 (.346, 9th)	Joe Duff	George Kerlek
1894	6-1 (.857)	n/a	Unknown	Unknown	1974	17-7 (.708)	7-5 (.583, 4th)	Joe Duff	Jim Quinn
1895	3-2 (.600)	n/a	Unknown	Unknown	1975	21-7 (.750)	11-3 (.786, 2nd)	Joe Duff	Randy Young
1899	3-3 (.500)	n/a	Unknown	Unknown	1976	19-11 (.633)	7-5 (.583, 5th)	Joe Duff	Mark Haas
1900	4-3 (.571)	n/a	Unknown	Unknown	1977	18-10-2 (.633)	9-4-1 (.679, 3rd)	Joe Duff	Bruce Buck
1901	4-3 (.571)	n/a	Hildebrant	Unknown	1978	18-7 (.720)	9-4 (.692, T-2nd)	Joe Duff	Bill Miles
1902	5-7 (.417)	n/a	Unknown	Unknown	1979	22-9 (.710)	10-4 (.714, 1st)	Joe Duff	Steve Walton
1903	5-7 (.417)	n/a	Unknown	Unknown					Rocky Kropp
1904	10-8 (.556)	n/a	Unknown	Unknown	1980	22-6 (.786)	9-5 (.643, 4th)	Joe Duff	Mike Mullikin
1905	7-3-1 (.682)	n/a	Unknown	Unknown	1981	24-7 (.774)	11-3 (.786, 2nd)	Joe Duff	Jim Roberts
1906	12-5-1 (.694)	n/a	Unknown	Unknown	1982	29-14-1 (.670)	13-4-1 (.750, 1st)	Joe Duff	Bob Adrion
1907	14-8-2 (.625)	n/a	Unknown	Unknown	1983	31-10-1 (.750)	13-5 (.722, 2nd)	Joe Duff	Tony Radner
1908	20-3 (.870)	n/a	Unknown	Unknown	1984	15-15 (.500)	9-7 (.563, 4th)	Joe Duff	Mike Nichols
1909	11-12 (.478)	n/a	Unknown	Unknown	1985	25-7-1 (.773)	14-4 (.778, 3rd)	Joe Duff	Jon Mullican
1910	7-9-1 (.441)	n/a	Unknown	Unknown	1986	30-10 (.750)	15-3 (.800, 1st)	Joe Duff	Mike Leaney
1911	13-7-1 (.643)	n/a	Unknown	Unknown	1987	21-10 (.677)	13-3 (.812, 2nd)	Joe Duff	Ted Wallace
1912	15-5 (.750)	n/a	Unknown	Unknown	1988	23-16 (.589)	12-6 (.667, 2nd)	Joe Duff	Mike Schultz
1913	12-5 (.706)	n/a	Unknown	Unknown	1989	18-14 (.563)	7-11 (.389, 8th)	Joe Duff	Chris Fatheree
1914	11-8 (.579)	n/a	Unknown	Unknown	1990	16-20 (.444)	6-12 (.333, T-9th)	Joe Duff	Tim Peiffley
1915	16-7 (.696)	n/a	Unknown	Unknown	1991	18-15 (.545)	9-7 (.562, T-3rd)	Joe Duff	Sam Mowery
1916	18-6 (.750)	n/a	Unknown	Unknown	1992	18-20 (.473)	6-8 (.428, T-6th)	Joe Duff	Chris Lopez
1917	1-2 (.333)	n/a	Unknown	Unknown	1993	21-18 (.538)	11-9 (.550, 1st-Div.)	Joe Duff	Todd Butler
1918	12-3 (.800)	n/a	Unknown	Unknown	1994	24-18-1 (.569)	11-9 (.550, 1st Div.)	Bob MacDonald	Marcus Lee
1919	9-2 (.818)	n/a	Unknown	Unknown					Andy Payne
1920	14-1 (.933)	n/a	Unknown	Unknown	1995	34-20 (.629)	19-5 (.791, 1st)	Bob MacDonald	Steve Mauro
1921	10-6-1 (.618)	n/a	Unknown	Unknown	1996	24-28 (.571)	11-9 (.550, 3rd)	Bob MacDonald	Brian Bernth
1922	13-5 (.722)	n/a	William Lush	Unknown	1997	19-27 (.413)	12-6 (.667, 2nd)	Bob MacDonald	Matt Smith
1923	13-8 (.619)	n/a	Ens. Blakeslee	Unknown	1998	26-17 (.604)	15-5 (.750, 1st)	Bob MacDonald	Toph Lake
1924	9-3-1 (.731)	n/a	Chief Bender	Unknown	1999	27-22-1 (.540)	15-5 (.750, T-1st)	Bob MacDonald	Pat Klokow
1925	9-8 (.529)	n/a	Chief Bender	Unknown	2000	24-20-1 (.544)	14-6 (.700, 1st)	Bob MacDonald	Tony Moore
1926	9-9 (.500)	n/a	Chief Bender	Unknown	2001	21-25-1 (.457)	14-6 (.700, T-1st)	Steve Whitmyer	Scott Vane
1927	8-4-1 (.654)	n/a	Chief Bender	Unknown	2002	23-25 (.479)	13-7 (.650, T-1st)	Steve Whitmyer	Dominic Nicolini
1928	7-10 (.412)	n/a	Chief Bender	Unknown	2003	21-24 (.467)	12-8 (.600, 2nd)	Steve Whitmyer	Rich McDewitt
1929	10-5-1 (.656)	n/a	Ernest "Kid" Mohler	Unknown	2004	14-36 (.280)	7-13 (.350, T-5th)	Steve Whitmyer	Dean Farmer
1930	13-5 (.722)	n/a	Ernest "Kid" Mohler	Unknown	2005	12-33-1 (.272)	6-14 (.300, 6th)	Steve Whitmyer	Trevor Thompson
1931	8-9 (.471)	n/a	Ernest "Kid" Mohler	Unknown	2006	32-21-1 (.602)	8-12 (.400, 5th)	Paul Kostacopoulos	D.J. Faldowski
1932	5-6 (.455)	n/a	Ernest "Kid" Mohler	Unknown	2007	35-20 (.636)	12-8 (.600, 3rd)	Paul Kostacopoulos	Michael Garcia
1933	6-7 (.462)	n/a	Lt. A.K. Doyle	Unknown	2008	32-25-1 (.560)	11-9 (.550, T-2nd)	Paul Kostacopoulos	Thomas Hamilton
1934	7-8 (.467)	n/a	Lt. j.g. F.W. Fenno	Unknown	2009	20-26-1 (.436)	8-12 (.400, 5th)	Paul Kostacopoulos	JD Melton
1935	3-12-1 (.219)	n/a	Lt. j.g. F.W. Fenno	Unknown	2010	30-21 (.588)	7-13 (.350, 6th)	Paul Kostacopoulos	Steven Soares
1936	6-9 (.400)	n/a	Lt. S.T. Cloughley	Unknown	2011	33-25-1 (.568)	12-8 (.600, 1st)	Paul Kostacopoulos	Jeff Bland
1937	8-8 (.500)	n/a	M.G. Karow	Unknown	2012	23-29 (.442)	9-11 (.450, 3rd)	Paul Kostacopoulos	Alex Azor
1938	9-6 (.600)	n/a	Max Bishop	Unknown	2013	28-23 (.549)	13-7 (.650, 2nd)	Paul Kostacopoulos	Joel Rinehart
1939	6-7-1 (.464)	n/a	Max Bishop	Unknown	2014	23-28 (.451)	9-11 (.450, 4th)	Paul Kostacopoulos	Kash Manzelli
1940	8-9 (.471)	n/a	Max Bishop	Unknown	2015	37-20 (.649)	13-7 (.650, 1st)	Paul Kostacopoulos	Anthony Parenti
1941	14-5 (.737)	n/a	Max Bishop	Unknown	2016	43-16-1 (.725)	15-5 (.750, 1st)	Paul Kostacopoulos	Robert Currie
1942	13-4 (.765)	n/a	Max Bishop	Unknown	2017	37-17 (.685)	16-4 (.800, 1st)	Paul Kostacopoulos	Kyle Condry
1943	15-2 (.882)	n/a	Max Bishop	Unknown	2018	38-16 (.706)	18-7 (.720, 1st)	Paul Kostacopoulos	Logan Knowles
1944	13-4 (.765)	n/a	Max Bishop	Unknown					
1945	12-3 (.800)	n/a	Max Bishop	Unknown					
1946	15-1 (.937)	n/a	Max Bishop	Jay McKie					
1947	15-3 (.833)	n/a	Max Bishop	Andrew Frahler					
1948	14-7 (.667)	7-2 (.778, 2nd)	Max Bishop	Andrew Frahler					
1949	12-6-1 (.658)	3-4 (.428, T-7th)	Max Bishop	Lee Rensberger					
1950	6-12-1 (.342)	3-6 (.333, T-6th)	Max Bishop	Roger Buck					
1951	10-11 (.476)	5-3 (.625, T-4th)	Max Bishop	Joseph Corrigan					
1952	11-6-2 (.632)	3-4 (.428, 4th-Div.)	Max Bishop	Robert Zastrow					
1953	10-10 (.500)	1-8 (.111, 10th)	Max Bishop	Donald Metz					
1954	16-5-1 (.750)	8-1 (.889, 1st)	Max Bishop	Walter Shaw					
1955	9-9 (.500)	3-5 (.375, T-6th)	Max Bishop	Wilson Spangler					
1956	13-7-1 (.643)	4-4 (.500, T-6th)	Max Bishop	Larry Magner					
1957	16-6-1 (.717)	6-3 (.667, T-4th)	Max Bishop	Andrew Massimino					
1958	11-7 (.611)	4-3 (.571, T-4th)	Max Bishop	Benjamin Montoya					
1959	19-5 (.792)	8-1 (.889, 1st)	Max Bishop	Joseph McGlinchey					
1960	15-8 (.652)	4-5 (.444, T-5th)	Max Bishop	Richard Brown					
1961	24-2 (.923)	8-1 (.889, 1st)	Max Bishop	Joe Bellino					
1962	19-2 (.905)	6-1 (.857, 1st)	Joe Duff	Robert Foyle					
1963	15-7 (.682)	6-3 (.667, T-1st)	Joe Duff	Robert Campbell					
1964	10-12 (.455)	4-5 (.444, 6th)	Joe Duff	Hank Kettelhodt					
1965	11-8-2 (.571)	5-4 (.556, T-4th)	Joe Duff	Roger Staubach					
1966	13-5-1 (.711)	6-3 (.667, 3rd)	Joe Duff	Donald Eshleman					
1967	14-8 (.636)	5-4 (.556, 6th)	Joe Duff	Bill Sorensen					
1968	14-8 (.636)	5-4 (.556, T-4th)	Joe Duff	Henry Schmidt					
1969	10-9-1 (.525)	2-4-1 (.357, T-9th)	Joe Duff	Robert Arnold					
1970	20-7 (.741)	9-5 (.643, 4th)	Joe Duff	Dennis Losh					
1971	15-11 (.577)	7-6 (.538, 5th)	Joe Duff	Charles Bongard					
1972	16-11 (.593)	5-9 (.556, 8th)	Joe Duff	Bruce Aukland					

Note: Navy was a member of the Eastern Intercollegiate Baseball League (EIBL) from 1948-92 before joining the Patriot League in 1993.

2019 NAVY BASEBALL

All-Time Coaching Records

Coach	Years	Tenure	Overall Record	League Record	Titles	NCAA	vs. Army
Unknown	25		244-127-5 (.656)	n/a	n/a	n/a	5-12 (.294)
Hildebrant	1	1901	4-3 (.571)	n/a	n/a	n/a	0-1 (.000)
William Lush	1	1922	13-5 (.722)	n/a	n/a	n/a	1-0 (.000)
Ens. Blakeslee	1	1923	13-8 (.619)	n/a	n/a	n/a	0-1 (.000)
Chief Bender	5	1924-28	42-34-2 (.551)	n/a	n/a	n/a	3-2 (.600)
Ernest "Kid" Mohler	4	1929-32	36-25-1 (.589)	n/a	n/a	n/a	0-0 (.000)
Lt. A.K. Doyle	1	1933	6-7 (.461)	n/a	n/a	n/a	1-0 (.000)
Lt. j.g. F.W. Fenno	2	1934-35	10-20-1 (.338)	n/a	n/a	n/a	1-1 (.500)
Lt. S.T. Cloughley	1	1936	6-9 (.400)	n/a	n/a	n/a	1-0 (.000)
M.G. Karow	1	1937	8-8 (.500)	n/a	n/a	n/a	0-1 (.000)
Max Bishop	24	1938-61	306-145-8 (.675)	67-50 (.572)	3	2 (1-2)	15-10 (.600)
Joe Duff	32	1962-93	595-332-11 (.645)	265-168-4 (.610)	6*	3 (2-6)	36-25 (.705)
Bob MacDonald	7	1994-00	178-152-3 (.539)	97-45 (.683)	5R* / 3T	2 (0-4)	24-13 (.648)
Steve Whitmyer	5	2001-05	91-143-2 (.390)	52-48 (.520)	2R / 1T	1 (1-2)	11-11 (.500)
Paul Kostacopoulos	13	2006-pr.	411-287-5 (.588)	151-114 (.570)	5R / 2T	2 (1-4)	25-36 (.410)
	123		1963-1305-38 (.600)	642-425-4 (.601)	21R / 6T	10 (5-18)	123-113 (.521)

* Totals include one divisional title for both Coach Duff and Coach MacDonald

All-Time Army-Navy Series

Overall	Date	Site	Score	Date	Site	Score	Date	Site	Score
Overall.....Navy leads, 123-113	6/1/57	West Point	Army 3, Navy 2	4/4/92	Annapolis	Army 9, Navy 7	5/2/05	West Point	Army 3, Navy 2
in Annapolis.....Navy leads, 58-53	5/31/58	Annapolis	Navy 5, Army 4	2/27/93	Millington, Tenn.	Navy 7, Army 5	4/23/06	Baltimore	Army 4, Navy 0
in West Point.....Army leads, 56-52	5/30/59	West Point	Navy 4, Army 3 (12)	4/10/93	West Point	Army 10, Navy 5	4/23/06	Baltimore	Navy 2, Army 0
Neutral site.....Navy leads, 11-6	6/4/60	Annapolis	Navy 9, Army 1	4/10/93	West Point	Army 2, Navy 1	4/24/06	Annapolis	Army 4, Navy 1
~ in Millington, Tenn.....Navy leads, 9-2	6/3/61	West Point	Navy 3, Army 0	2/25/94	Millington, Tenn.	Army 2, Navy 1	4/24/06	Annapolis	Army 6, Navy 1
~ in Baltimore.....Army lead, 3-1	6/5/62	Annapolis	Navy 4, Army 2	2/27/94	Millington, Tenn.	Navy 3, Army 2	4/21/07	West Point	Army 3, Navy 2 (8)
~ in Easton, Pa.....Army leads, 1-0	6/1/63	West Point	Army 6, Navy 5 (10)	4/2/94	Annapolis	Navy 6, Army 1	4/21/07	West Point	Navy 6, Army 4
~ in Boston.....Navy lead, 1-0	5/30/64	Annapolis	Army 2, Navy 1	4/2/94	Annapolis	Army 10, Navy 4	4/22/07	West Point	Army 1, Navy 0 (9)
Extra Innings.....Army leads, 12-7	6/5/65	West Point	Army 7, Navy 2	5/8/94	Annapolis	Navy 8, Army 4	4/22/07	West Point	Army 11, Navy 3
	6/4/66	Annapolis	Army 7, Navy 3	5/9/94	Annapolis	Navy 7, Army 6	5/12/07	Easton, Pa.	Army 5, Navy 3
	6/3/67	West Point	Navy 3, Army 1	2/25/95	Millington, Tenn.	Navy 5, Army 4	4/12/08	Annapolis	Army 14, Navy 3
	6/5/68	Annapolis	Navy 3, Army 1	5/6/95	West Point	Navy 7, Army 4 (8)	4/13/08	Annapolis	Army 2, Navy 1 (8)
	5/31/69	West Point	Army 12, Navy 11	5/6/95	West Point	Army 12, Navy 7	4/13/08	Annapolis	Army 10, Navy 2
	4/17/70	Annapolis	Navy 8, Army 3	5/7/95	West Point	Navy 8, Army 7	4/14/08	Annapolis	Army 7, Navy 4
	5/30/70	Annapolis	Navy 3, Army 1	5/7/95	West Point	Navy 23, Army 3	4/12/09	West Point	Army 9, Navy 6
	5/1/71	West Point	Army 8, Navy 2	2/24/96	Millington, Tenn.	Army 8, Navy 6	4/12/09	West Point	Army 6, Navy 0 (8)
	5/1/71	West Point	Army 6, Navy 2	4/20/96	Annapolis	Navy 13, Army 4	4/13/09	West Point	Army 11, Navy 5
	6/5/71	West Point	Navy 5, Army 1	4/20/96	Annapolis	Navy 7, Army 6	4/13/09	West Point	Navy 12, Army 10
	4/23/72	Annapolis	Army 7, Navy 4	4/21/96	Annapolis	Navy 4, Army 3	4/10/10	Annapolis	Army 8, Navy 6
	4/23/72	Annapolis	Navy 2, Army 0	4/21/96	Annapolis	Army 12, Navy 8	4/10/10	Annapolis	Army 11, Navy 3
	6/3/72	Annapolis	Navy 6, Army 3	4/20/97	West Point	Army 3, Navy 1	4/11/10	Annapolis	Navy 4, Army 2
	5/4/73	West Point	Army 2, Navy 1	4/20/97	West Point	Navy 7, Army 1	4/11/10	Annapolis	Army 5, Navy 2
	6/2/73	West Point	Navy 4, Army 3	4/21/97	West Point	Army 9, Navy 8	4/9/11	West Point	Army 3, Navy 0
	5/4/74	Annapolis	Navy 6, Army 3	4/21/97	West Point	Army 9, Navy 2	4/9/11	West Point	Navy 4, Army 3
	5/4/74	Annapolis	Navy 4, Army 0	2/28/98	Millington, Tenn.	Navy 2, Army 0	4/10/11	West Point	Navy 3, Army 2
	6/1/74	Annapolis	Navy 10, Army 9	4/11/98	Annapolis	Navy 19, Army 7	4/10/11	West Point	Army 6, Navy 5 (10)
	5/2/75	West Point	Navy 8, Army 2	4/11/98	Annapolis	Navy 16, Army 3	5/23/11	Annapolis	Navy 4, Army 3
	5/31/75	West Point	Army 4, Navy 1	4/12/98	Annapolis	Navy 7, Army 2	5/23/11	Annapolis	Army 6, Navy 3
	4/30/76	Annapolis	Navy 11, Army 4	4/12/98	Annapolis	Navy 9, Army 8 (8)	5/24/11	Annapolis	Navy 5, Army 3
	5/30/76	Annapolis	Navy 13, Army 1	2/27/99	Millington, Tenn.	Navy 7, Army 4	3/31/12	Annapolis	Army 2, Navy 0
	5/7/77	West Point	Navy 7, Army 0	4/17/99	West Point	Navy 3, Army 0	3/31/12	Annapolis	Army 6, Navy 2
	5/7/77	West Point	Navy 16, Army 8	4/17/99	West Point	Navy 6, Army 2 (8)	4/1/12	Annapolis	Army 9, Navy 5 (9)
	6/3/77	West Point	Navy 11, Army 1	4/18/99	West Point	Navy 10, Army 1	4/1/12	Annapolis	Army 7, Navy 2
	5/7/78	Annapolis	Navy 3, Army 1	4/18/99	West Point	Army 9, Navy 5	3/31/13	West Point	Navy 7, Army 1
	5/7/78	Annapolis	Navy 5, Army 2	2/27/00	Millington, Tenn.	Navy 9, Army 0	3/31/13	West Point	Navy 4, Army 2
	6/4/78	Annapolis	Navy 16, Army 0	4/8/00	Annapolis	Army 6, Navy 5	4/1/13	West Point	Navy 15, Army 4
	5/4/79	West Point	Navy 22, Army 0	4/8/00	Annapolis	Navy 4, Army 1	4/1/13	West Point	Army 14, Navy 7
	5/30/80	Annapolis	Army 4, Navy 2	4/10/00	Annapolis	Army 11, Navy 6	5/11/13	Annapolis	Army 4, Navy 2
	5/2/81	West Point	Army 4, Navy 2	4/10/00	Annapolis	Navy 4, Army 3 (8)	5/11/13	Annapolis	Army 7, Navy 3
	5/2/81	West Point	Navy 7, Army 3	5/13/00	Annapolis	Army 13, Navy 4	4/26/14	Annapolis	Navy 4, Army 0
	5/2/82	Annapolis	Army 7, Navy 6	5/14/00	Annapolis	Army 8, Navy 7	4/26/14	Annapolis	Army 2, Navy 1
	5/2/82	Annapolis	Army 17, Navy 5	2/24/01	Millington, Tenn.	Navy 7, Army 4	4/27/14	Annapolis	Army 1, Navy 0
	4/30/83	West Point	Navy 6, Army 2	2/25/01	Millington, Tenn.	Navy 12, Army 10	4/27/14	Annapolis	Army 5, Navy 4
	4/30/83	West Point	Navy 12, Army 0	4/7/01	West Point	Army 14, Navy 8	4/25/15	West Point	Navy 2, Army 1
	4/28/84	Annapolis	Navy 13, Army 3	4/7/01	West Point	Army 3, Navy 2	4/25/15	West Point	Navy 5, Army 3
	4/28/84	Annapolis	Navy 8, Army 7	4/8/01	West Point	Navy 6, Army 2	4/26/15	West Point	Navy 3, Army 0
	4/28/85	West Point	Navy 7, Army 4	4/8/01	West Point	Navy 3, Army 1	4/26/15	West Point	Army 3, Navy 2
	4/28/85	West Point	Navy 5, Army 3	3/30/02	Annapolis	Navy 3, Army 2 (8)	4/23/16	Annapolis	Navy 3, Army 2
	3/29/86	West Point	Army 2, Navy 1 (9)	3/30/02	Annapolis	Navy 3, Army 2	4/23/16	Annapolis	Navy 6, Army 2
	3/29/86	West Point	Army 8, Navy 5	4/1/02	Annapolis	Navy 12, Army 11	4/24/16	Annapolis	Navy 7, Army 3
	3/29/87	Annapolis	Navy 6, Army 1	4/1/02	Annapolis	Army 10, Navy 3	4/24/16	Annapolis	Navy 3, Army 1
	3/29/87	Annapolis	Navy 6, Army 3	3/29/03	West Point	Navy 2, Army 0	4/22/17	West Point	Navy 7, Army 3
	4/1/88	West Point	Navy 2, Army 1 (8)	3/29/03	West Point	Navy 5, Army 1	4/22/17	West Point	Army 9, Navy 2
	4/1/88	West Point	Navy 2, Army 0	3/31/03	West Point	Army 6, Navy 5	4/23/17	West Point	Navy 7, Army 2
	4/1/89	Annapolis	Army 7, Navy 4	3/31/03	West Point	Navy 8, Army 5	4/23/17	West Point	Navy 10, Army 6
	4/1/89	Annapolis	Navy 5, Army 2	4/24/04	Annapolis	Army 10, Navy 2	3/25/18	Baltimore	Army 5, Navy 3 (10)
	3/31/90	West Point	Army 10, Navy 3	4/24/04	Annapolis	Navy 4, Army 3	3/25/18	Baltimore	Army 8, Navy 2
	3/31/90	West Point	Army 8, Navy 0	4/25/04	Annapolis	Army 15, Navy 2	4/20/18	Boston	Navy 4, Army 0
	4/6/91	West Point	Army 4, Navy 1	4/25/04	Annapolis	Army 5, Navy 4 (11)	4/21/18	West Point	Navy 2, Army 1
	4/6/91	West Point	Army 6, Navy 5 (9)	4/30/05	West Point	Army 3, Navy 0	4/21/18	West Point	Navy 8, Army 0
	2/29/92	Millington, Tenn.	Navy 3, Army 2	5/1/05	West Point	Army 6, Navy 1	5/20/18	Annapolis	Army 8, Navy 5
	4/4/92	Annapolis	Army 6, Navy 2	5/1/05	West Point	Army 11, Navy 5	5/21/18	Annapolis	Army 5, Navy 3

2019 NAVY BASEBALL

Navy's Patriot League Tournament History

Date	Site	Round	Opponent	Score
1993				
May 8	Bronx, N.Y.	Finals	Fordham	W, 11-1
May 8	Bronx, N.Y.	Finals	Fordham	L, 5-8
May 9	Bronx, N.Y.	Finals	Fordham	L, 2-6
1994				
May 8	Annapolis, Md.	Finals	Army	W, 8-4
May 8	Annapolis, Md.	Finals	Army	W, 7-6
1996 (No. 3 seed)				
May 4	Lewisburg, Pa.	Semifinals	No. 2 Lehigh	W, 10-0
May 4	Lewisburg, Pa.	Finals	No. 1 Bucknell	L, 6-10
May 5	Lewisburg, Pa.	Finals	No. 1 Bucknell	W, 8-5
May 5	Lewisburg, Pa.	Finals	No. 1 Bucknell	L, 7-12
1997 (No. 2 seed)				
May 4	West Point, N.Y.	Semifinals	No. 3 Bucknell	L, 4-9
1998 (No. 1 seed)				
May 2	Annapolis, Md.	Finals	No. 2 Bucknell	W, 11-3
May 3	Annapolis, Md.	Finals	No. 2 Bucknell	W, 8-6
1999 (No. 2 seed)				
May 17	Lewisburg, Pa.	Semifinals	No. 3 Holy Cross	W, 8-4
May 17	Lewisburg, Pa.	Finals	No. 1 Bucknell	W, 10-7
May 18	Lewisburg, Pa.	Finals	No. 1 Bucknell	L, 4-7
May 18	Lewisburg, Pa.	Finals	No. 1 Bucknell	W, 13-9
2000 (No. 1 seed)				
May 13	Annapolis, Md.	Finals	No. 3 Army	L, 4-13
May 14	Annapolis, Md.	Finals	No. 3 Army	L, 7-8 (10)
2001 (No. 1 seed)				
May 12	Annapolis, Md.	Finals	No. 2 Bucknell	L, 4-6
May 13	Annapolis, Md.	Finals	No. 2 Bucknell	L, 2-6
2002 (No. 1 seed)				
May 11	Annapolis, Md.	Finals	No. 2 Lehigh	W, 5-3
May 12	Annapolis, Md.	Finals	No. 2 Lehigh	W, 11-7
2003 (No. 2 seed)				
May 10	Lewisburg, Pa.	Semifinals	No. 3 Lehigh	W, 6-3
May 10	Lewisburg, Pa.	Finals	No. 1 Bucknell	W, 16-3
May 11	Lewisburg, Pa.	Finals	No. 1 Bucknell	L, 4-10
May 12	Lewisburg, Pa.	Finals	No. 1 Bucknell	L, 9-20
2007 (No. 3 seed)				
May 12	Easton, Pa.	Semifinals	No. 2 Army	L, 3-5
2008 (No. 2 seed)				
May 10	Annapolis, Md.	Semifinals	No. 3 Holy Cross	L, 0-6
May 10	Annapolis, Md.	Semifinals	No. 3 Holy Cross	W, 12-1
May 11	Annapolis, Md.	Semifinals	No. 3 Holy Cross	W, 9-5
May 16	Annapolis, Md.	Finals	No. 4 Bucknell	L, 6-7
May 17	Annapolis, Md.	Finals	No. 4 Bucknell	L, 7-8
2011 (No. 1 seed)				
May 14	Annapolis, Md.	Semifinals	No. 4 Bucknell	L, 0-1 (16)
May 14	Annapolis, Md.	Semifinals	No. 4 Bucknell	W, 6-1
May 15	Annapolis, Md.	Semifinals	No. 4 Bucknell	W, 6-0
May 23	Annapolis, Md.	Finals	No. 2 Army	W, 4-3
May 23	Annapolis, Md.	Finals	No. 2 Army	L, 3-6
May 24	Annapolis, Md.	Finals	No. 2 Army	W, 5-3
2012 (No. 3 seed)				
May 12	Worcester, Mass.	Semifinals	No. 2 Holy Cross	L, 0-1
May 12	Worcester, Mass.	Semifinals	No. 2 Holy Cross	L, 2-4 (10)
2013 (No. 2 seed)				
May 11	Annapolis, Md.	Semifinals	No. 3 Army	L, 2-4
May 11	Annapolis, Md.	Semifinals	No. 3 Army	L, 3-7
2014 (No. 4 seed)				
May 10	Lewisburg, Pa.	Semifinals	No. 1 Bucknell	L, 6-15
May 10	Lewisburg, Pa.	Semifinals	No. 1 Bucknell	L, 4-8
2015 (No. 1 seed)				
May 14	Annapolis, Md.	Semifinals	No. 4 Lafayette	L, 8-10
May 14	Annapolis, Md.	Semifinals	No. 4 Lafayette	W, 12-0
May 15	Annapolis, Md.	Semifinals	No. 4 Lafayette	W, 8-0
May 23	Annapolis, Md.	Finals	No. 2 Lehigh	L, 3-7
May 23	Annapolis, Md.	Finals	No. 2 Lehigh	W, 9-8 (11)
May 24	Annapolis, Md.	Finals	No. 2 Lehigh	L, 3-4 (10)
2016 (No. 1 seed)				
May 14	Annapolis, Md.	Semifinals	No. 4 Bucknell	L, 3-9
May 15	Annapolis, Md.	Semifinals	No. 4 Bucknell	W, 5-3
May 15	Annapolis, Md.	Semifinals	No. 4 Bucknell	W, 13-6
May 22	Annapolis, Md.	Finals	No. 2 Holy Cross	W, 2-1
May 23	Annapolis, Md.	Finals	No. 2 Holy Cross	L, 3-2
May 23	Annapolis, Md.	Finals	No. 2 Holy Cross	W, 1-0
2017 (No. 1 seed)				
May 13	Annapolis, Md.	Semifinals	No. 4 Bucknell	L, 1-4
May 14	Annapolis, Md.	Semifinals	No. 4 Bucknell	L, 0-5
2018 (No. 1 seed)				
May 12	Annapolis, Md.	Semifinals	No. 4 Holy Cross	L, 2-4
May 12	Annapolis, Md.	Semifinals	No. 4 Holy Cross	W, 4-0
May 13	Annapolis, Md.	Semifinals	No. 4 Holy Cross	W, 4-2
May 20	Annapolis, Md.	Finals	No. 2 Army	L, 5-8
May 21	Annapolis, Md.	Finals	No. 2 Army	L, 3-5

NAVY IN THE PATRIOT LEAGUE TOURNAMENT	
Appearances	20
Overall	29-34
Home	21-21
Away	8-13
As a No. 1 Seed	17-16
vs. Army	4-8
vs. Bucknell	10-16
vs. Holy Cross	7-5
vs. Lafayette	2-1
vs. Lehigh	5-2
vs. Fordham	1-2
Patriot League Titles	7
(1994, 95*, 98, 99, 02, 11, 16)	
*No tournament held in 1995, Navy won championship with first-place finish in the regular season	
PATRIOT LEAGUE TOURNAMENT HISTORY	
PL Tournament Appearances	
Navy	20
Bucknell	18
Army	16
Holy Cross	11
Lehigh	10
Lafayette	8
Fordham (no longer member)	1
All-Time PL Championships	
8 Army	(1997, 00, 04, 05, 09, 12, 13, 18)
7 Navy	(1994, 95, 98, 99, 02, 11, 16)
6 Bucknell	(1996, 01, 03, 08, 10, 14)
3 Fordham*	(1991, 92, 93)
2 Lehigh	(2006, 15)
1 Holy Cross	(2017)
1 Lafayette	(2007)
PL Tournament Champions	
1991	No Tournament
1992	No Tournament
1993	Fordham
1994	Navy
1995	No Tournament
1996	Bucknell
1997	Army
1998	Navy
1999	Navy
2000	Army
2001	Bucknell
2002	Navy
2003	Bucknell
2004	Army
2005	Army
2006	Lehigh
2007	Lafayette
2008	Bucknell
2009	Army
2010	Bucknell
2011	Navy
2012	Army
2013	Army
2014	Bucknell
2015	Lehigh
2016	Navy
2017	Holy Cross
2018	Army

2019 NAVY BASEBALL

Navy's NCAA Tournament History

Date	Site	Round	Opponent	Score
1948 - District II Playoffs				
June 9	Easton, Pa.	Districts	Rutgers	W, 3-2 (11)
June 10	Easton, Pa.	Districts	Lafayette	L, 0-4
1954 - District II Playoffs				
June 4	Allentown, Pa.	Districts	St. John's	L, 2-4
1979 - Northeast Regional				
May 24	Annapolis, Md.	Regional	Connecticut	L, 4-5 (6 - rain)
May 26	Annapolis, Md.	Regional	Nebraska	L, 4-13
1982 - Northeast Regional				
May 28	Orono, Maine	Regional	Delaware	L, 3-4
May 29	Orono, Maine	Regional	Seton Hall	W, 15-5
May 30	Orono, Maine	Regional	Delaware	W, 3-1
May 30	Orono, Maine	Regional	Maine	L, 3-4
1986 - Atlantic Regional				
May 22	Coral Gables, Fla.	Regional	Georgia Tech	L, 8-9 (14)
May 24	Coral Gables, Fla.	Regional	Alabama	L, 1-4
1995 - East Regional				
May 25	Clemson, S.C.	Regional	Clemson	L, 4-8
May 26	Clemson, S.C.	Regional	Alabama	L, 0-6
1999 - Tuscaloosa Regional				
May 28	Tuscaloosa, Ala.	Regional	Alabama	L, 3-16
May 29	Tuscaloosa, Ala.	Regional	South Alabama	L, 0-10
2002 - Winston-Salem Regional				
May 31	Winston-Salem, N.C.	Regional	Richmond	L, 5-15
June 1	Winston-Salem, N.C.	Regional	George Washington	W, 6-4
June 1	Winston-Salem, N.C.	Regional	Wake Forest	L, 1-13
2011 - Charlottesville Regional				
June 3	Charlottesville, Va.	Regional	No. 1 Virginia	L, 0-6
June 4	Charlottesville, Va.	Regional	No. 27 East Carolina	L, 1-6
2016 - Raleigh Regional				
June 3	Raleigh, N.C.	Regional	No. 17 N.C. State	L, 13-8
June 4	Raleigh, N.C.	Regional	Saint Mary's	W, 8-5 (13)
June 5	Raleigh, N.C.	Regional	No. 17 N.C. State	L, 17-1

NAVY IN THE NCAA TOURNAMENT

Appearances	10
Last Appearance	2016 (1-2)
Overall	5-18

Box Score from Navy's first NCAA Game, an extra-inning 3-2 win over Rutgers on June 9, 1948.

Time: 1:50 9 June 1948 NAVY COACH: Mr. DUNAP
 Date: 9 June 1948, Easton, Pa. OPPOSITE'S COACH: Mr. Ward
 Place: NAVY (FINAL SCORE) 3 vs. Rutgers (FINAL SCORE) 2

NAME	Pos.	P	A	R	E	B	A	E	RBI
Armstrong	2B	4	0	0	3	1	1		
Brandt	1B	5	1	1	1	1			
Scarle	CF	4	0	1	2	0			
Engler	LF	4	1	1	1				
Hayes	2P	5	2	0	2	2			
Hankins	RF	3	1	1				2	
Buck	3B	4	0	0	3	3			
Manning	P	3	0	1	3			1	
Burton	P	4	0	0	1	6			
		26	3	6	33	0	1	3	

Rutgers (Opponent)		AB	R	H	PO	A	P	E
Kalapas		4	0	0	2	2		
Jenka		5	0	0	2	4		
Suba		4	0	1	1	3		1
Harning		5	0	1	1			
Spilman		5	0	0	3			
Bay		5	2	2	2			
Sivess		5	0	2	4	✓		
Peterson		4	0	1	2	2	1	2
Marten		4	0	2				
		41	2	9	31	12	2	2

*one out when winning run was scored
 v" Dist NCAA Playoffs



2016 Team at Raleigh Regional

2019 NAVY BASEBALL

All-Time Series Records

Opponent	W	L	T	First	Last	Streak	Opponent	W	L	T	First	Last	Streak	Opponent	W	L	T	First	Last	Streak
7th Regiment of N.Y.	3	2	0	1900	1904	W-2	Harvard	29	57	1	1902	1991	L-9	Point Loma Nazarene	0	1	0	2004	2004	L-1
Air Force	24	26	0	1990	2018	L-1	Holy Cross	75	46	0	1914	2018	W-2	Portland	0	2	0	1999	2001	L-2
Alabama	0	3	0	1986	1999	L-3	Hosei (Japan)	0	1	0	1931	1931	L-1	Presbyterian	0	3	0	2011	2011	L-3
American	11	2	1	1952	1986	L-1	Howard	1	0	0	1995	1995	W-1	Princeton	67	52	0	1893	2017	W-1
Amherst	6	3	0	1908	1923	W-4	Illinois State	0	1	0	2012	2012	L-1	Providence	1	3	0	1997	1997	L-1
Arkansas	0	2	0	1997	2003	L-2	Indiana	1	3	0	1995	2013	L-1	Purdue	2	1	0	1988	1991	L-1
Arkansas State	0	1	0	2008	2008	L-1	Indiana State	2	1	0	1996	2006	W-1	Quantico	1	0	0	1959	1959	W-1
Army	123	113	0	1901	2018	L-2	Iona	13	0	0	2007	2015	W-13	Quinnipiac	3	1	0	2014	2014	W-1
Atlantic Fleet	0	1	0	1910	1910	L-1	Ithaca	1	1	0	1955	1961	W-1	Radford	0	2	0	1993	1993	L-2
Bainbridge Train. Ctr.	0	1	0	1944	1944	L-1	Jacksonville	0	5	0	1997	2000	L-5	Randolph-Macon	1	0	0	1907	1907	W-1
Baltimore	15	3	1	1960	1981	W-1	Jacksonville State	1	0	0	2011	2011	W-1	Reading	1	0	0	1921	1921	W-1
Baltimore YMCA	2	0	0	1893	1894	W-2	James Madison	1	0	0	1998	1998	W-1	Rhode Island	2	0	0	2002	2008	W-2
Bary	0	2	0	1991	1991	L-2	Johns Hopkins	14	2	0	1893	1943	W-4	Rhodes (Miss.)	4	0	0	1988	1992	W-4
Belmont Abbey	1	0	0	2008	2008	W-1	Kendall	2	0	0	1893	1894	W-2	Richmond	19	13	0	1923	2002	L-4
Boston College	1	6	0	1920	2005	L-6	Kent State	0	1	0	2000	2000	L-1	Rider	5	2	0	1949	2018	W-3
Bowdoin	1	0	0	1922	1922	W-1	Kentucky	0	3	0	1995	2000	L-3	Rochester	3	1	0	1978	1979	W-2
Bowie State	2	0	0	1993	1993	W-2	LSU	0	3	0	1982	1983	L-3	Rutgers	9	3	0	1909	2016	W-3
Bradley	0	1	0	2012	2012	L-1	Lafayette	87	42	2	1900	2018	W-9	Saint Mary's (CA)	1	0	0	2016	2016	W-1
Brandeis	2	0	0	1974	1974	W-2	Lehigh	84	43	0	1895	2018	W-1	San Diego	0	2	0	2004	2004	L-2
Brockport State	3	0	0	1976	1977	W-3	Lewis-Clark State	0	1	0	1996	1996	L-1	Savannah State	1	1	0	2005	2005	L-1
Brooklyn	1	0	0	1944	1944	W-1	L'Hirondell Ath. Club	1	1	0	1911	1912	W-1	Seton Hall	7	3	0	1963	1999	W-1
Brown	40	22	0	1948	2002	L-2	LIU-Brooklyn	1	0	0	2013	2013	W-1	Siena	3	0	0	1981	1983	W-3
Bucknell	83	71	1	1904	2018	W-4	Longwood	2	1	0	2018	2018	L-1	South Alabama	0	1	0	1999	1999	L-1
Buffalo	3	3	0	2005	2016	W-3	Louisville	1	1	0	1995	1995	W-1	South Carolina	1	0	0	1920	1920	W-1
Butler	0	1	0	2002	2002	L-1	Loyola (La.)	1	0	0	1992	1992	W-1	Southeastern Louisiana	2	1	0	1983	1992	L-1
C.W. Post	1	1	0	1987	1993	W-1	Loyola (Md.)	7	2	2	1928	1978	W-1	Southern	1	0	0	1992	1992	W-1
Cal State-San Bernardino	1	1	0	1994	1994	L-1	Lycoming	3	0	0	1962	1964	W-3	Southern Conn. St.	3	3	0	1962	1975	L-2
Camp Lejeune	1	0	0	1961	1961	W-1	Lynchburg	0	1	0	1999	1999	L-1	Southern Miss	1	2	1	1982	1983	T-1
Carnegie Mellon	2	0	0	1922	1925	W-2	Maine	3	2	0	1957	2008	W-1	Sparrows Point	0	1	1	1907	1907	T-1
Catholic	28	7	1	1911	1999	W-2	Marist	1	0	0	2017	2017	W-1	Spring Hill	1	0	0	1928	1928	W-1
Central Conn. St.	13	12	0	2006	2017	W-2	Maryland	50	40	2	1899	2014	L-12	Springfield	1	1	1	1927	1948	W-1
Central Michigan	0	1	0	2011	2011	L-1	UMBC	20	26	0	1978	2018	W-1	St. Francis (N.Y.)	1	1	0	1993	1994	W-1
Charleston Southern	3	2	1	1995	2000	T-1	Maryland East. Shore	32	5	0	1995	2018	W-9	St. John's (Md.)	31	3	0	1894	1923	W-8
Chestnut Hill Col.	2	0	0	2015	2016	W-2	Maryland Ath. Club	6	3	0	1906	1914	W-4	St. John's (N.Y.)	0	1	1	1954	1965	T-1
Chicago State	1	0	0	2011	2011	W-1	Md. Off. Train. School	0	1	0	1919	1919	L-1	St. Mary's (Md.)	1	0	0	1994	1994	W-1
Christian Brothers	1	0	0	1991	1991	W-1	Massachusetts	2	0	0	2009	2011	W-2	St. Thomas (Fla.)	6	9	0	1984	1991	L-1
Clemson	0	1	0	1995	1995	L-1	Mass.-Dartmouth	3	0	0	1981	1981	W-3	Stetson	0	2	0	2002	2002	L-2
Coast Guard	1	0	0	1960	1960	W-1	McDaniel	10	1	0	1909	1940	W-7	Stevens	2	0	0	1926	1944	W-2
Colby	3	1	0	1949	1958	L-1	Memphis	3	8	0	1989	2006	W-1	Susquehanna	1	0	0	2017	2017	W-1
Colgate	7	2	1	1913	1994	W-4	Merchant Marine	13	1	0	1947	1992	W-2	Swarthmore	13	1	0	1911	1946	W-11
Coll. of Charleston	1	5	0	1995	2003	L-4	Miami (Fla.)	0	1	0	1988	1988	L-1	Syracuse	22	5	0	1904	1972	W-8
Columbia	57	21	2	1893	2000	W-4	Miami (Ohio)	0	1	0	2013	2013	L-1	Temple	11	9	0	1930	2004	L-2
Connecticut	1	6	0	1979	2003	L-2	Michigan	3	6	0	1935	1957	L-3	The Citadel	3	3	0	1995	2000	L-2
Coppin State	19	6	1	1992	2018	W-6	Minnesota	1	0	0	1993	1993	W-1	Towson	28	10	2	1969	2017	W-3
Cornell	50	32	0	1902	2017	W-1	Mississippi	0	2	0	1988	1988	L-2	Trinity (Conn.)	5	2	0	1910	1963	W-2
Creighton	1	7	0	1985	2003	L-7	Missouri	0	2	0	2005	2007	L-2	Tufts	0	2	0	1915	1916	L-2
Dartmouth	41	24	3	1907	2008	L-1	Monmouth	10	9	0	1972	2014	W-1	Tulane	0	3	0	1982	1983	L-3
Delaware	21	9	0	1921	1995	W-2	Mount St. Joseph	7	0	0	1911	1918	W-7	Ursinus	5	0	0	1919	1946	W-5
Delaware State	24	6	1	1980	2018	W-9	Mount St. Mary's	11	7	0	1913	2012	L-3	USS Iowa	1	0	0	1906	1906	W-1
Dickinson	14	1	0	1893	1920	W-14	Mount Washington	0	1	0	1909	1909	L-1	Valparaiso	0	1	0	2013	2013	L-1
Drag A.A.	1	0	0	1908	1908	W-1	Muhlenberg	5	0	0	1945	1957	W-5	Vermont	14	11	1	1923	1985	W-1
Drexel	2	0	0	1961	1962	W-2	Naval Officer	1	0	0	1900	1900	W-1	Villanova	28	9	2	1920	2005	T-1
Duke	13	23	0	1925	2005	L-6	Nebraska	0	1	0	1979	1979	L-1	Virginia	10	16	0	1904	2011	L-7
Duquesne	4	5	0	1999	2008	L-2	New Jersey Tech	4	2	0	2016	2018	W-1	Va. Commonwealth	1	0	0	1979	1979	W-1
East Carolina	0	7	0	2000	2011	L-7	New Mexico	0	3	1	1996	2001	L-2	Virginia Mil. Institute	4	2	0	1907	2005	L-2
Eastern Illinois	3	0	0	2003	2012	W-3	New Mexico State	0	1	0	1996	1996	L-1	Virginia Tech	2	1	0	1908	2005	L-1
Fairfield	2	0	0	1994	1994	W-2	New York Tech	9	2	1	2008	2017	W-5	Wagner	0	1	0	1976	1976	L-1
Fairleigh Dickinson	0	1	0	1993	1993	L-1	New York Univ.	8	3	0	1912	1973	W-4	Wake Forest	2	1	0	1930	2018	W-1
Florida A&M	6	3	0	2006	2014	L-2	Nicholls State	2	3	0	1982	1992	L-2	Walbrook	3	0	0	1907	1909	W-3
Florida Atlantic	0	2	0	1984	1990	L-2	Norfolk State	2	1	0	2013	2013	W-1	Washington	1	1	0	1996	1996	L-1
Florida International	1	1	0	1984	1984	L-1	North Carolina	10	12	0	1905	1999	L-3	Washington Col. (Md.)	4	0	0	1923	2014	W-4
Florida Tech	0	1	0	1990	1990	L-1	North Carolina A&T	7	2	0	2012	2016	W-3	Washington & Lee	6	12	0	1904	1951	L-1
Fordham	14	16	0	1912	1995	W-1	N. Carolina Central	2	2	0	2010	2017	W-1	Washington State	0	1	0	1996	1996	L-1
Fort Belvoir	1	1	0	1963	1964	L-1	North Carolina-Wilm.	0	2	0	1997	1998	L-2	Washington YMCA	0	1	0	1893	1893	L-1

2019 NAVY BASEBALL

Year-By-Year Results

1893 (6-4)

Head Coach: unknown
Captain: unknown

COLUMBIA	W	8-2
PRINCETON	L	4-6
PASTIMES	W	10-7
BALTIMORE YMCA	W	8-5
DICKINSON	L	9-10
WASHINGTON YMCA	L	4-6
GEORGETOWN	L	7-26
KENDALL	W	7-5
PASTIMES	W	12-6
JOHNS HOPKINS	W	13-8

1894 (6-1)

Head Coach: unknown
Captain: unknown

COLUMBIA	L	8-18
YALE	W	4-3
GEORGETOWN	W	9-0
ST. JOHN'S (MD.)	W	14-12
KENDALL	W	5-3
COLUMBIA	W	4-0
BALTIMORE YMCA	W	17-16

1895 (3-2)

Head Coach: unknown
Captain: unknown

GALLAUDET	W	11-6
JOHNS HOPKINS	W	12-7
LEHIGH	L	13-15
GEORGETOWN	L	1-32
ST. JOHN'S (MD.)	W	10-6

1896-1898

No games

1899 (3-3)

Head Coach: unknown
Captain: unknown

ST. JOHN'S (MD.)	W	13-5
ST. JOHN'S (MD.)	W	6-2
GALLAUDET	L	11-13
WEST VIRGINIA	L	7-8
MARYLAND	L	4-11
MARYLAND	W	3-1

1900 (4-3)

Head Coach: unknown
Captain: unknown

LAFAYETTE	W	11-7
NAVAL OFFICER	W	13-0
MARYLAND	L	5-11
MARYLAND	W	10-6
GALLAUDET	W	9-3
PENN	L	5-10
7TH REGIMENT OF N.Y.	L	5-13



1899 Midshipmen

1901 (4-3)

Head Coach: Hildebrant
Captain: unknown

MARYLAND	W	18-4
LAFAYETTE	W	9-6
GEORGETOWN	L	0-5
PENN	L	10-20
GALLAUDET	W	13-2
7TH REGIMENT OF N.Y.	W	4-1
ARMY	L	3-4

1902 (5-7)

Head Coach: unknown
Captain: unknown

JOHNS HOPKINS	W	17-8
LAFAYETTE	L	4-5
MARYLAND	W	10-1
CORNELL	L	6-10
GALLAUDET	W	11-3
HARVARD	L	7-13
HARVARD	L	5-17
GEORGETOWN	L	3-7
PENN	W	9-8
WEST VIRGINIA	L	3-5
7TH REGIMENT OF N.Y.	L	7-10
at Army	W	5-3

1903 (5-7)

Head Coach: unknown
Captain: unknown

LAFAYETTE	W	3-2
PENN	W	5-3
CORNELL	L	2-7
7TH REGIMENT OF N.Y.	W	8-1
YALE	L	0-1
PENN STATE	L	0-1
HARVARD	L	3-15
HARVARD	L	3-10
GEORGETOWN	L	0-1
ST. JOHN'S (MD.)	L	2-3
DICKINSON	W	7-6
WEST VIRGINIA	W	9-2

1904 (10-8)

Head Coach: unknown
Captain: unknown

GALLAUDET	W	21-5
MARYLAND	W	4-2
COLUMBIA	W	15-1
CORNELL	L	2-6
CORNELL	L	3-6
LAFAYETTE	W	5-1
SYRACUSE	L	1-11
PENN	L	0-1
BUCKNELL	W	8-2
VIRGINIA	W	4-3
ST. JOHN'S (MD.)	W	6-4
HARVARD	L	2-10
WASHINGTON & LEE	W	2-1

MARYLAND	L	5-9
7TH REGIMENT OF N.Y.	W	10-2
GEORGETOWN	L	1-20
ARMY	L	2-8
MARYLAND	W	13-1

1905 (7-3-1)

Head Coach: unknown
Captain: unknown

GEORGE WASHINGTON	W	6-5
PENN STATE	L	0-11
VIRGINIA	L	0-1
SYRACUSE	W	6-3
MARYLAND	W	5-0
DICKINSON	W	7-1
NORTH CAROLINA	W	1-0
BUCKNELL	W	2-1
MARYLAND	T	7-7
GEORGETOWN	L	4-5
at Army	W	9-5

1906 (12-5-1)

Head Coach: unknown
Captain: unknown

GEORGE WASHINGTON	W	17-0
ST. JOHN'S (MD.)	T	2-2
WEST VIRGINIA	W	9-5
JOHNS HOPKINS	W	9-1
PRINCETON	L	1-3
COLUMBIA	L	5-7
SYRACUSE	W	9-0
USS IOWA	W	7-4
HARVARD	L	2-4
NORTH CAROLINA	W	7-6
GEORGETOWN	W	7-6
BUCKNELL	W	11-3
WASHINGTON & LEE	L	5-7
ST. JOHN'S (MD.)	W	5-1
DICKINSON	W	5-3
MARYLAND	W	12-4
MARYLAND ATH. CLUB	W	10-3
ARMY	L	5-8

1907 (14-8-2)

Head Coach: unknown
Captain: unknown

ST. JOHN'S (MD.)	W	35-2
COLUMBIA	T	4-4
YALE	L	1-4
CORNELL	L	2-12
SYRACUSE	W	3-2
GALLAUDET	W	7-0
VMI	W	8-3
DARTMOUTH	L	2-8
LAFAYETTE	L	2-9
HARVARD	W	3-2
HARVARD	L	2-8
HARVARD	L	0-4
JOHNS HOPKINS	W	3-1
GEORGIA	W	4-1
ST. JOHN'S (MD.)	W	5-3
MARYLAND ATH. CLUB	W	3-1
MARYLAND	W	7-1
RANDOLPH-WACON	W	5-1
WALBROOK	W	2-0
PENN	W	5-4
DICKINSON	W	4-2
SPARROWS POINT	L	3-6
SPARROWS POINT	T	4-4
at Army	L	5-6

1908 (20-3)

Head Coach: unknown
Captain: unknown

GALLAUDET	W	11-3
ST. JOHN'S (MD.)	W	7-1
CORNELL	W	4-3
MARYLAND	W	3-2
AMHERST	W	6-5

ST. JOHN'S (MD.)	W	7-5
BUCKNELL	W	1-0
LEHIGH	W	10-8
HARVARD	L	0-7
HARVARD	W	5-3
PENN	W	2-0
ST. JOHN'S (MD.)	W	7-0
NORTH CAROLINA	L	4-6
GEORGETOWN	L	1-3
DICKINSON	W	9-0
VIRGINIA TECH	W	11-3
MARYLAND	W	4-3
ST. JOHN'S (MD.)	W	5-1
WEST VIRGINIA	W	4-0
DRAG A.A.	W	10-3
MARYLAND	W	4-3
WALBROOK	W	5-2
ARMY	W	16-5

1909 (11-12)

Head Coach: unknown
Captain: unknown

ST. JOHN'S (MD.)	L	5-7
GALLAUDET	W	17-1
MARYLAND	W	7-1
PENN STATE	L	3-9
AMHERST	L	0-4
CORNELL	L	4-6
COLUMBIA	W	12-1
BUCKNELL	L	0-4
MCDANIEL	W	6-1
PENN	L	0-1
MARYLAND	L	0-2
N.C. STATE	L	0-5
WEST VIRGINIA	L	3-7
ST. JOHN'S (MD.)	W	3-1
MOUNT WASHINGTON	L	4-13
RUTGERS	W	12-3
WINTHROP	W	10-0
ST. JOHN'S (MD.)	W	3-2
DICKINSON	W	4-3
MARYLAND ATH. CLUB	L	3-8
WALBROOK	W	5-1
DICKINSON	W	1-0
at Army	L	3-7

1910 (7-9-1)

Head Coach: unknown
Captain: unknown

ST. JOHN'S (MD.)	W	6-5
CORNELL	W	2-1
TRINITY (CONN.)	L	0-1
AMHERST	L	2-5
MARYLAND	W	7-0
PENN	L	0-10
NORTH CAROLINA	W	1-0
N.C. STATE	T	1-1
WEST VIRGINIA	W	2-0
ATLANTIC FLEET	L	2-9
ST. JOHN'S (MD.)	L	0-1
PENN STATE	L	1-4
DICKINSON	W	8-1
ST. JOHN'S (MD.)	W	5-4
MARYLAND ATH. CLUB	L	1-8
GEORGETOWN	L	1-5
ARMY	L	0-2

1911 (13-7-1)

Head Coach: unknown
Captain: unknown

ST. JOHN'S (MD.)	W	4-3
PENN	L	3-18
AMHERST	W	5-3
MARYLAND	T	1-1
PENN STATE	L	1-9
RUTGERS	W	10-0
BUCKNELL	W	2-0
HARVARD	W	5-4
ST. JOHN'S (MD.)	W	1-0
WEST VIRGINIA	L	3-6

CATHOLIC	W	4-3
MOUNT ST. JOSEPH	W	3-2
SWARTHMORE	W	6-0
ST. JOHN'S (MD.)	W	2-1
MARYLAND ATH. CLUB	L	1-4
DICKINSON	W	2-0
MARYLAND ATH. CLUB	W	8-3
MOUNT ST. JOSEPH	W	1-0
GEORGETOWN	L	4-5
L'HIRONDELL ATH. CLUB	L	3-7
at Army	L	1-7

1912 (15-5)

Head Coach: unknown
Captain: unknown

MARYLAND	W	5-3
PENN	L	3-4
ST. JOHN'S (MD.)	W	5-0
GEORGETOWN	L	4-7
COLUMBIA	W	4-0
AMHERST	L	2-4
FORDHAM	W	13-0
MCDANIEL	W	6-0
NORTH CAROLINA	W	1-0
JOHNS HOPKINS	W	4-2
GEORGIA	W	2-0
WEST VIRGINIA	W	17-2
NEW YORK UNIV.	W	14-4
ST. JOHN'S (MD.)	W	12-0
BUCKNELL	W	8-7
CATHOLIC	L	0-1
MOUNT ST. JOSEPH	W	4-3
MARYLAND ATH. CLUB	W	4-3
L'HIRONDELL ATH. CLUB	W	10-2
ARMY	L	7-8

1913 (12-5)

Head Coach: unknown
Captain: unknown

MARYLAND	L	2-3
PENN	W	6-0
GEORGETOWN	W	8-5
COLGATE	W	3-2
AMHERST	W	5-0
CORNELL	W	4-0
ST. JOHN'S (MD.)	L	0-5
DICKINSON	W	5-4
N.C. STATE	W	3-1
VIRGINIA	W	10-4
CATHOLIC	L	0-4
GEORGETOWN	W	9-1
JOHNS HOPKINS	L	0-1
MOUNT ST. MARY'S	W	12-0
NOTRE DAME	W	7-1
MARYLAND ATH. CLUB	W	4-3
at Army	L	1-2

1914 (11-8)

Head Coach: unknown
Captain: unknown

SWARTHMORE	W	13-8
PENN	W	4-2
AMHERST	W	7-1
HOLY CROSS	L	5-6
LEHIGH	W	13-1
WEST VIRGINIA	L	2-4
HARVARD	L	5-10
NORTH CAROLINA	W	7-1
JOHNS HOPKINS	W	7-3
DICKINSON	W	19-2
GEORGETOWN	L	5-8
CATHOLIC	L	2-7
MARYLAND ATH. CLUB	W	18-5
MARYLAND	W	3-0
NOTRE DAME	L	2-4
ST. JOHN'S (MD.)	W	3-0
GEORGETOWN	L	4-5
MOUNT ST. JOSEPH	W	6-2
ARMY	L	2-8

2019 NAVY BASEBALL

Year-By-Year Results

1915 (16-7)

Head Coach: unknown
Captain: unknown

W. VIRGINIA WESLEYAN	W	13-0
PENN	W	3-0
PENN STATE	L	1-4
HOLY CROSS	W	4-1
YALE	L	5-6
CORNELL	W	3-2
COLGATE	L	8-9
WEST VIRGINIA	W	14-2
ST. JOHN'S (MD.)	W	8-5
TUFTS	L	4-6
HARVARD	L	11-12
NORTH CAROLINA	L	2-8
GEORGIA	W	11-6
N.C. STATE	W	6-3
DICKINSON	W	20-0
PITTSBURGH	W	7-2
ST. JOHN'S (MD.)	W	22-0
CATHOLIC	W	4-2
NOTRE DAME	W	5-2
CATHOLIC	W	5-4
GEORGETOWN	W	6-2
MOUNT ST. JOSEPH	W	5-4
at Army	L	5-6

1916 (18-6)

Head Coach: unknown
Captain: unknown

PENN	W	2-0
MARYLAND	W	9-3
AMHERST	W	1-0
LAFAYETTE	W	5-1
GEORGETOWN	L	4-6
CORNELL	W	5-2
TUFTS	L	1-4
COLGATE	L	1-2
HARVARD	L	3-4
HOLY CROSS	W	8-4
LEHIGH	L	1-8
TRINITY (CONN.)	W	8-1
NORTH CAROLINA	W	13-2
VMI	W	16-2
N.C. STATE	W	4-2
BUCKNELL	W	6-1
CATHOLIC	W	2-1
PITTSBURGH	W	1-0
JOHNS HOPKINS	W	8-6
GEORGETOWN	W	3-1
ST. JOHN'S (MD.)	W	5-0
CATHOLIC	W	7-4
MOUNT ST. JOSEPH	W	2-1
ARMY	L	3-13

1917 (1-2)

Head Coach: unknown
Captain: unknown

SYRACUSE	L	3-8
HOLY CROSS	L	2-4
WILLIAMS	W	9-2

1918 (12-3)

Head Coach: unknown
Captain: unknown

HOLY CROSS	L	1-3
FORDHAM	W	5-3
MARYLAND	W	6-5
GEORGETOWN	W	4-1
SWARTHMORE	L	0-5
JOHNS HOPKINS	W	11-0
N.C. STATE	L	2-5
WEST VIRGINIA	W	12-4
ST. JOHN'S (MD.)	W	16-2
GEORGETOWN	W	18-0
MOUNT ST. MARY'S	W	15-0
COLGATE	W	15-6
CATHOLIC	W	5-0
GALLAUDET	W	9-3
MOUNT ST. JOSEPH	W	6-0

1919 (9-2)

Head Coach: unknown
Captain: unknown

MOUNT ST. MARY'S	W	4-2
DICKINSON	W	16-0
MARYLAND	L	2-5
FORDHAM	W	9-6
SWARTHMORE	W	5-4
N.C. STATE	W	5-3
VMI	W	4-0
JOHNS HOPKINS	W	23-10
MD. OFF. TRAINING	L	3-6
URSINUS	W	17-3
at Army	W	10-6

1920 (14-1)

Head Coach: unknown
Captain: unknown

PRINCETON	W	6-5
PENN STATE	W	6-5
BOSTON COLLEGE	W	9-2
MOUNT ST. MARY'S	W	12-0
HARVARD	W	3-1
GEORGETOWN	L	3-9
CATHOLIC	W	5-4
SOUTH CAROLINA	W	6-1
WASHINGTON & LEE	W	8-6
MARYLAND	W	4-1
SWARTHMORE	W	7-0
URSINUS	W	9-1
DICKINSON	W	16-1
VILLANOVA	W	8-4
ARMY	W	11-1

1921 (10-6-1)

Head Coach: unknown
Captain: unknown

PRINCETON	W	3-2
PENN	W	10-6
DARTMOUTH	L	6-13
PENN STATE	L	1-4
WILLIAMS	W	15-1
MOUNT ST. MARY'S	W	20-2
LAFAYETTE	W	4-3
GEORGIA TECH	T	2-2
WEST VIRGINIA	L	1-4
JOHNS HOPKINS	L	0-3
MARYLAND	W	11-8
DELAWARE	W	9-2
SWARTHMORE	W	3-1
READING	W	14-0
CATHOLIC	L	3-4
ST. JOHN'S (MD.)	W	5-0
at Army	L	7-8

1922 (13-5)

Head Coach: William Lush
Captain: unknown

BOWDOIN	W	7-6
MARYLAND	W	7-4
DARTMOUTH	W	10-2
CORNELL	L	4-5
HOLY CROSS	L	2-5
SYRACUSE	W	3-2
DELAWARE	W	13-4
GEORGIA TECH	L	1-13
CARNEGIE MELLON	W	8-2
WEST VIRGINIA	W	9-2
WILLIAM & MARY	W	10-7 (6)
PENN	L	3-8
JOHNS HOPKINS	W	3-1
SWARTHMORE	W	7-6
at Catholic	W	12-4
GETTYSBURG	L	0-7
ST. JOHN'S (MD.)	W	7-2
ARMY	W	8-6

1923 (13-8)

Head Coach: Ens. Blakeslee
Captain: unknown

SYRACUSE	W	14-10
at N.C. State	L	2-8
at North Carolina	W	5-4 (8)
at Richmond	W	6-2
AMHERST	W	3-0 (8)
VERMONT	W	8-4
WASHINGTON (MD.)	W	10-3
HARVARD	L	4-7
WILLIAM & MARY	W	18-7 (8)
JOHNS HOPKINS	W	16-7
CATHOLIC	W	2-0
WEST VIRGINIA	L	1-3
WASHINGTON & LEE	L	3-7
PITTSBURGH	L	10-12
GEORGETOWN	L	0-5
at Penn	L	4-5
MARYLAND	W	7-6
GETTYSBURG	W	8-4
DELAWARE	W	17-3
ST. JOHN'S (MD.)	W	13-3
at Army	L	5-8

1924 (9-3-1)

Head Coach: C.A. Bender
Captain: unknown

VERMONT	L	4-8
GEORGETOWN	W	4-3
NEW YORK UNIV.	L	2-7
HARVARD	W	4-2
PENN STATE	W	1-0
WEST VIRGINIA	W	14-2
JOHNS HOPKINS	W	13-9
WASHINGTON & LEE	L	2-7
PITTSBURGH	W	7-1
SWARTHMORE	W	4-0
W. VIRGINIA WESLEYAN	W	5-2
at Penn	T	2-2 (8)
ARMY	W	5-3

1925 (9-8)

Head Coach: C.A. Bender
Captain: unknown

RICHMOND	L	5-8
VERMONT	L	7-12
CARNEGIE MELLON	W	12-7 (8)
at Duke	W	4-1
BUCKNELL	L	8-10
BOSTON COLLEGE	L	3-4
HARVARD	L	2-4
WEST VIRGINIA	L	5-7
GEORGETOWN	W	10-2
VIRGINIA	W	11-5
CATHOLIC	L	4-7
DELAWARE	W	11-10
WASHINGTON & LEE	L	3-4
GETTYSBURG	W	4-3
VILLANOVA	W	10-1
SWARTHMORE	W	3-1
at Army	W	13-7

1926 (9-9)

Head Coach: C.A. Bender
Captain: unknown

RICHMOND	W	11-2
YALE	L	10-18
VERMONT	W	6-2
FORDHAM	L	1-14
STEVENS	W	21-7
CATHOLIC	W	10-4
HARVARD	L	6-14
MARYLAND	W	10-2
DUKE	L	6-11
WEST VIRGINIA	L	5-8
GETTYSBURG	W	14-1
at Penn State	W	12-10
WASHINGTON & LEE	L	4-5
GEORGETOWN	L	0-8

DELAWARE	W	11-5
SWARTHMORE	W	8-1
MOUNT ST. MARY'S	L	3-4
ARMY	L	5-6

1927 (8-4-1)

Head Coach: C.A. Bender
Captain: unknown

RICHMOND	L	8-15
SPRINGFIELD	T	3-3 (9)
VERMONT	W	3-1
LEHIGH	W	7-4
BOSTON COLLEGE	L	8-15
HARVARD	L	7-12
FORDHAM	L	1-6
FRANKLIN & MARSHALL	W	11-6
SWARTHMORE	W	16-2
Lafayette	W	9-7
GETTYSBURG	W	6-5
CATHOLIC	W	7-1
Army	W	8-2

1928 (7-10)

Head Coach: C.A. Bender
Captain: unknown

SPRINGFIELD	L	4-13 (8)
BUCKNELL	W	9-8
VERMONT	L	1-8
YALE	L	8-12
FORDHAM	L	5-9
SPRING HILL	W	11-9
WILLIAM & MARY	L	2-5 (7)
SWARTHMORE	W	10-3
DUKE	L	0-5
VIRGINIA	W	7-6
GEORGETOWN	L	6-7 (10)
MARYLAND	L	4-7
CATHOLIC	W	9-0
MCDANIEL	W	13-2
MOUNT ST. MARY'S	W	2-0
LOYOLA (MD.)	L	0-2
ARMY	L	6-9

1929 (10-5-1)

Head Coach: E.F. Mohler
Captain: unknown

PENN STATE	W	8-5
VERMONT	W	14-1
YALE	L	9-13
RICHMOND	W	10-5
MARYLAND	W	11-10
MCDANIEL	L	1-8
WASHINGTON & LEE	W	11-2
DUKE	W	6-4
CATHOLIC	W	5-2
at Penn State	L	4-10
WILLIAM & MARY	W	9-2 (7)
GEORGETOWN	L	5-8
MCDANIEL	W	8-2
MOUNT ST. MARY'S	W	4-3
LOYOLA (MD.)	T	2-2 (12)
NOTRE DAME	L	4-6

1930 (13-5)

Head Coach: E.F. Mohler
Captain: unknown

FRANKLIN & MARSHALL	W	20-3
VERMONT	W	12-7 (7)
YALE	L	4-8 (7)
at Duke	L	6-12
PENN	W	14-9
FORDHAM	W	5-2
LEHIGH	W	10-8
VILLANOVA	W	6-5
WASHINGTON & LEE	W	7-4
VIRGINIA	W	5-2
DUKE	W	8-7 (10)
RICHMOND	L	6-13
WAKE FOREST	W	15-8

WILLIAM & MARY	W	14-0
GEORGETOWN	W	5-3
MARYLAND	W	6-3
TEMPLE	L	5-13
OHIO STATE	L	7-10

1931 (8-9)

Head Coach: E.F. Mohler
Captain: unknown

LEHIGH	L	5-6 (12)
PENN	L	3-10
FORDHAM	W	12-8
HARVARD	L	3-4
LAFAYETTE	W	7-2
WASHINGTON & LEE	L	7-9
TEMPLE	W	16-4
DUKE	W	13-8
RICHMOND	W	13-4
GETTYSBURG	L	2-5
WILLIAM & MARY	W	6-4
MCDANIEL	W	32-5
HOSEI (JAPAN)	L	4-9
GETTYSBURG	W	16-10
MARYLAND	L	2-6
MOUNT ST. MARY'S	L	7-12 (11)
OHIO STATE	L	7-10

1932 (5-6)

Head Coach: E.F. Mohler
Captain: unknown

VERMONT	L	8-9
MCDANIEL	W	11-6
WASHINGTON & LEE	L	6-13
WEST VIRGINIA	L	3-16
WILLIAM & MARY	L	3-7
GEORGETOWN	W	6-5
at Columbia	L	2-7
VIRGINIA	L	2-16
TEMPLE	W	4-3
MOUNT ST. MARY'S	W	5-4
MARYLAND	W	11-4

1933 (6-7)

Head Coach: Lt. A.K. Doyle
Captain: unknown

VERMONT	W	8-7
RICHMOND	L	5-14
LAFAYETTE	W	3-1
PENN STATE	L	2-4
at Virginia	L	1-3
TEMPLE	W	11-6
WEST VIRGINIA	W	7-2
GETTYSBURG	L	4-10
WASHINGTON & LEE	L	8-12 (10)
WILLIAM & MARY	W	4-3
NORTH CAROLINA	L	3-11
MARYLAND	L	6-10
at Army	W	8-4 (7)

1934 (7-8)

Head Coach: Lt. j.g. F.W. Fenno
Captain: unknown

CORNELL	L	0-6 (6)
VERMONT	W	6-5
VIRGINIA	L	0-2
LAFAYETTE	L	2-6
GETTYSBURG	L	5-12
TEMPLE	L	1-5
GEORGETOWN	W	6-4
MARYLAND	L	3-8
at Richmond	L	4-7
WASHINGTON & LEE	W	11-8
PENN STATE	W	4-3 (11)
NORTH CAROLINA	L	1-4
WILLIAM & MARY	W	7-5
MOUNT ST. MARY'S	W	6-3
ARMY	W	4-2

2019 NAVY BASEBALL

Year-By-Year Results

1935 (3-12-1)

Head Coach: Lt. j.g. F.W. Fenno

Captain: unknown

HARVARD	T	3-3
VERMONT	W	1-0
MICHIGAN	L	1-3
PENN STATE	L	0-4
WILLIAM & MARY	L	8-9
LAFAYETTE	W	11-4
GETTYSBURG	L	3-6
MARYLAND	L	2-5
DUKE	L	0-3
VIRGINIA	L	0-1
GEORGETOWN	W	5-3
TEMPLE	L	1-6
at Washington & Lee	L	8-10
at Washington & Lee	L	2-3 (10)
NORTH CAROLINA	L	8-11
at Army	L	4-10

1936 (6-9)

Head Coach: Lt. S.T. Cloughley

Captain: unknown

DARTMOUTH	L	5-11 (6)
VERMONT	L	0-3
PENN STATE	W	2-1 (10)
BOSTON COLLEGE	L	6-10
RICHMOND	L	2-5
VIRGINIA	W	2-1
LAFAYETTE	W	9-8 (10)
MARYLAND	L	1-9
TEMPLE	W	6-5
GEORGETOWN	L	8-12
DUKE	L	1-17
WASHINGTON & LEE	L	6-17
GETTYSBURG	W	4-3
at Princeton	L	0-5
ARMY	W	11-10

1937 (8-8)

Head Coach: M.G. Karow

Captain: unknown

VERMONT	L	4-5
PENN STATE	L	1-6
HARVARD	W	12-10
PRINCETON	L	2-7
GETTYSBURG	W	6-5
MICHIGAN	W	8-2
VIRGINIA	L	0-7
MARYLAND	L	4-16
at William & Mary	W	8-7
WEST VIRGINIA	W	14-3
TEMPLE	W	6-2
MCDANIEL	W	16-8
RICHMOND	W	17-0
LAFAYETTE	L	8-9
GEORGETOWN	L	3-7
at Army	L	3-8

1938 (9-6)

Head Coach: Max Bishop

Captain: unknown

VERMONT	L	0-1
DARTMOUTH	W	7-2
HARVARD	L	4-7
VIRGINIA TECH	W	3-1
MICHIGAN	W	4-0
MCDANIEL	W	26-12
PENN STATE	W	6-5
MARYLAND	W	9-2
PENN	W	9-5
VIRGINIA	L	4-5
at North Carolina	L	5-7
at Duke	L	1-2
WILLIAM & MARY	L	3-7
GEORGETOWN	W	4-3
ARMY	W	6-1

1939 (6-7-1)

Head Coach: Max Bishop

Captain: unknown

FORDHAM	L	1-6
DARTMOUTH	T	11-11 (7)
VERMONT	W	11-7
HARVARD	W	9-5
YALE	W	11-5
at Princeton	W	4-0
PENN STATE	L	3-5
PENN	W	5-4
WILLIAM & MARY	L	1-4
DUKE	L	7-8 (12)
GEORGETOWN	L	6-8
VIRGINIA	L	5-6 (15)
MCDANIEL	W	7-1
at Army	L	1-4

1940 (8-9)

Head Coach: Max Bishop

Captain: unknown

VERMONT	L	2-3
HARVARD	L	6-9
DARTMOUTH	W	3-1
MICHIGAN	L	2-13
GEORGETOWN	L	2-3 (10)
FORDHAM	L	1-3
NORTH CAROLINA	L	1-2
WASHINGTON & LEE	W	4-2 (7)
DUKE	L	0-10
WILLIAM & MARY	W	11-7
NOTRE DAME	L	4-5
VIRGINIA	L	2-12
WEST VIRGINIA	W	5-4
PITTSBURGH	W	13-8
MCDANIEL	W	8-0
GEORGE WASHINGTON	W	2-1
ARMY	W	4-2

1941 (14-5)

Head Coach: Max Bishop

Captain: unknown

DARTMOUTH	W	9-0
HARVARD	W	7-6
VERMONT	W	12-3
CORNELL	L	4-11
PENN	W	14-1
SYRACUSE	L	0-8
MICHIGAN	L	2-6
WILLIAM & MARY	W	5-3
WEST VIRGINIA	W	10-5
NORTH CAROLINA	W	7-4
LAFAYETTE	W	6-1
DUKE	W	4-3
PENN STATE	W	8-1
VIRGINIA	W	9-0
MARYLAND	W	9-6
at Notre Dame	W	5-4
PITTSBURGH	L	3-4
GEORGETOWN	W	13-9
at Army	L	3-4

1942 (13-4)

Head Coach: Max Bishop

Captain: unknown

HARVARD	L	4-15
CORNELL	W	4-1
VERMONT	W	11-0
RUTGERS	W	6-0
PENN	L	8-11
MICHIGAN	W	7-5
WEST VIRGINIA	W	5-3
MARYLAND	W	4-3 (11)
NORTH CAROLINA	W	6-2
PENN STATE	W	9-3
WILLIAM & MARY	W	2-1
GETTYSBURG	W	13-5
VIRGINIA	W	15-7
TEMPLE	W	6-3
at Columbia	W	6-1

GEORGETOWN	L	2-10
ARMY	L	3-10

1943 (15-2)

Head Coach: Max Bishop

Captain: unknown

PENN	W	12-2
DELAWARE	W	8-3
at Princeton	W	3-0
WASHINGTON (MD.)	W	7-1
PITTSBURGH	W	7-1
JOHNS HOPKINS	W	13-0
COLUMBIA	W	12-6
RUTGERS	W	9-0
NORTH CAROLINA	L	6-10
WILLIAM & MARY	W	17-2
DARTMOUTH	W	6-2
DARTMOUTH	W	8-0
GEORGETOWN	W	6-1
N.C. PRE-FLIGHT	L	5-15
CATHOLIC	W	9-2
LOYOLA (MD.)	W	3-2
at Army	W	8-2

1944 (13-4)

Head Coach: Max Bishop

Captain: unknown

NEW YORK UNIV.	W	9-1 (7)
URSINUS	W	9-2
BAINBRIDGE NAVAL	L	3-6 (12)
SWARTHMORE	W	1-0
NORTH CAROLINA	L	3-5
PENN STATE	W	5-3
HAMPDEN-SYDNEY	W	18-4
STEVENS	W	8-3
N.C. PRE-FLIGHT	L	1-9
PITTSBURGH	W	10-5
LOYOLA (MD.)	W	5-0
at Penn	W	6-1
BROOKLYN	W	10-2 (7)
RICHMOND	W	8-2
DUKE	W	5-4 (10)
COLUMBIA	W	2-1 (10)
ARMY	L	2-8

1945 (12-3)

Head Coach: Max Bishop

Captain: unknown

N.C. PRE-FLIGHT	W	15-14
(11)		
NEW YORK UNIV.	W	11-1
URSINUS	W	11-1
VILLANOVA	W	14-0
MUHLENBERG	W	21-1 (7)
NORTH CAROLINA	W	13-2
PRINCETON	W	4-0
PENN STATE	W	11-6
BUCKNELL	W	17-3
PITTSBURGH	W	12-8
PENN	W	11-0
RICHMOND	L	3-4
DUKE	L	1-9
HAMPDEN-SYDNEY	W	12-0
at Army	L	2-7

1946 (15-1)

Head Coach: Max Bishop

Captain: Jay McKie

FORDHAM	W	4-3
URSINUS	W	7-4
VILLANOVA	W	12-5
NORTH CAROLINA	L	1-2
SWARTHMORE	W	22-5
NEW YORK UNIV.	W	7-5
VIRGINIA	W	6-0
at Princeton	W	6-2
PITTSBURGH	W	9-3
PENN	W	9-4
RICHMOND	W	3-2 (12)

DUKE	W	6-3 (7)
HAMPDEN-SYDNEY	W	14-9
ARMY	W	11-5
MARYLAND	W	3-1
COLUMBIA	W	13-0

1947 (15-3)

Head Coach: Max Bishop

Captain: Andrew Frahler

VERMONT	W	12-4
HARVARD	W	3-1
DARTMOUTH	W	14-2
CORNELL	W	14-5
PRINCETON	L	4-5
at Yale	W	2-1
GETTYSBURG	W	7-6
at North Carolina	L	2-10
at Duke	L	1-6
MERCHANT MARINE	W	11-4
LEHIGH	W	4-2
WEST VIRGINIA	W	12-4
at Penn	W	6-0
DELAWARE	W	3-1
VILLANOVA	W	8-4
GEORGE WASHINGTON	W	12-3
at Army	W	8-4
VIRGINIA	W	9-2

1948 (14-7, 7-2)

Head Coach: Max Bishop

Captain: Andrew Frahler

SPRINGFIELD	W	5-4
SYRACUSE	W	5-0
TRINITY (CONN.)	L	2-1
WEST CHESTER	L	2-9
VILLANOVA	W	5-4
* COLUMBIA	W	5-1
* YALE	W	2-0
GETTYSBURG	L	1-4
* BROWN	W	4-2
* at Harvard	W	4-2
* at Dartmouth	L	2-3
* PRINCETON	W	2-0
* at Cornell	W	12-2
MARYLAND	L	2-3
PENN STATE	W	8-5
RUTGERS	L	0-2 (10)
WEST VIRGINIA	W	7-6 (13)
* at Penn	L	0-1
* ARMY	W	10-0
^vs. Rutgers	W	3-2 (11)
^ at Lafayette	L	0-4
* EIBL game		
^ NCAA District II Playoffs		

1949 (12-6-1, 3-4)

Head Coach: Max Bishop

Captain: Lee Rensberger

COLBY	W	12-2
DELAWARE	W	14-9
DARTMOUTH	W	5-3
RUTGERS	W	6-2
MICHIGAN	L	4-5
* HARVARD	L	5-6 (17)
RIDER	W	13-3
* at Princeton	W	6-5
GEORGETOWN	W	4-3 (10)
* DARTMOUTH	L	2-9
BUCKNELL	W	12-1
* at Brown	L	2-6
* at Yale	L	4-5 (10)
WEST VIRGINIA	L	6-11
PENN STATE	T	6-6 (7)
* at Columbia	W	8-6
GETTYSBURG	W	11-5
VILLANOVA	W	9-0
* at Army	W	8-2
* EIBL game		

1950 (6-12-1, 3-6)

Head Coach: Max Bishop

Captain: Roger Buck

MARYLAND	L	24 (12)
VERMONT	T	4-4 (8)
LAFAYETTE	W	10-6
at Rutgers	L	5-11
SYRACUSE	W	6-1
DUKE	L	0-11
* COLUMBIA	W	8-4
* at Penn	L	0-4
* BROWN	W	9-4
BUCKNELL	L	6-7
* YALE	L	2-3
* at Dartmouth	W	12-8 (7)
* at Harvard	L	2-7
* PRINCETON	L	2-5
* at Cornell	L	2-8
GETTYSBURG	L	2-4
GEORGE WASHINGTON	W	15-6
PENN STATE	L	1-2 (13)
* ARMY	L	5-7 (15)
* EIBL game		

1951 (10-11, 5-3)

Head Coach: Max Bishop

Captain: Joseph Corrigan

FORDHAM	W	5-4 (7)
RUTGERS	L	5-6 (7)
* at Columbia	W	8-1
MICHIGAN	L	3-9
WEST VIRGINIA	W	15-2
* HARVARD	W	5-2
LOYOLA (MD.)	W	10-1
DELAWARE	L	5-13
* at Princeton	L	2-6
WASHINGTON & LEE	L	4-10
BUCKNELL	W	14-6 (8)
* PENN	W	11-5
* CORNELL	L	5-8
PITTSBURGH	L	3-9
* DARTMOUTH	W	2-1
PENN STATE	L	3-22
* at Yale	W	1-0 (10)
MARYLAND	L	4-5
GETTYSBURG	W	6-5
GEORGETOWN	L	4-11
* at Army	L	1-5
* EIBL game		

1952 (11-6-2, 3-4)

Head Coach: Max Bishop

Captain: Robert Zastrow

RUTGERS	W	8-4 (8)
VERMONT	L	5-6
BUCKNELL	W	4-1
LAFAYETTE	T	1-1 (9)
* PENN	L	2-4
* COLUMBIA	L	2-3 (10)
DELAWARE	W	4-3
* PRINCETON	W	5-3
AMERICAN	W	22-0
* at Penn	W	10-6
* at Princeton	L	2-9
PENN STATE	W	4-2
LEHIGH	W	10-4
GEORGETOWN	W	5-4 (11)
FORDHAM	L	5-9
* at Cornell	L	2-5
at Cornell	W	6-2
* ARMY	W	3-1
COLUMBIA	T	1-1 (5)
* EIBL game		

2019 NAVY BASEBALL

Year-By-Year Results

1953 (10-10, 1-8)

Head Coach: Max Bishop

Captain: Donald Metz

COLBY	W	10-2
MUHLBERG	W	5-1
LAFAYETTE	W	2-1(5)
* COLUMBIA	W	5-3
* ARMY	L	4-5
BUCKNELL	W	13-3
* PRINCETON	L	5-10
* YALE	L	6-7
GEORGETOWN	L	1-2
* at Penn	L	0-2
* at Harvard	L	1-3
DUKE	L	1-4
PITTSBURGH	W	14-1
* BROWN	L	4-9
TEMPLE	W	1-0
* at Dartmouth	L	5-6
MARYLAND	W	3-0
DELAWARE	W	4-0
* at Cornell	L	1-3
at Army	W	10-2

* EIBL game

1954 (16-5-1, 8-1)

Head Coach: Max Bishop

Captain: Walter Shaw

* at Columbia	L	4-6
DELAWARE	W	9-2
BUCKNELL	T	1-1(8)
LAFAYETTE	L	4-10
RUTGERS	W	8-7
VILLANOVA	W	7-6
TEMPLE	W	4-0
FORDHAM	L	2-9
* HARVARD	W	10-5
* DARTMOUTH	W	1-0
* at Yale	W	7-1
* at Brown	W	2-0
GETTYSBURG	W	2-1
* PENNSYLVANIA	W	2-1
DUKE	W	6-3
* CORNELL	W	2-0
MARYLAND	W	5-1
* at Princeton	W	4-2
PENN STATE	L	0-7
PITTSBURGH	W	5-3
* ARMY	W	8-4(7)
^ vs. St. John's (N.Y.)	L	2-4

* EIBL game

^ NCAA District II Playoffs

1955 (9-9, 3-5)

Head Coach: Max Bishop

Captain: Wilson Spangler

MUHLBERG	W	6-2
ITHACA	L	4-6(8)
BUCKNELL	W	13-3(7)
PITTSBURGH	W	23-6
* BROWN	W	5-2
GEORGETOWN	W	12-1
* PRINCETON	L	0-1
* at Yale	L	3-5
* at Dartmouth	L	5-11
* at Harvard	L	0-3
FORDHAM	L	0-1
MARYLAND	W	2-1
* COLUMBIA	W	8-3
PENN STATE	L	3-9
* at Cornell	W	6-5
GETTYSBURG	W	1-0
WILLIAM & MARY	L	5-7
* at Army	L	1-5

* EIBL game

1956 (13-7-1, 4-4)

Head Coach: Max Bishop

Captain: Lawrence Magner

TRINITY (CONN.)	W	11-4
LAFAYETTE	T	5-5(8)
SYRACUSE	W	8-7
MUHLBERG	W	6-4
BUCKNELL	W	8-1(8)
* at Princeton	L	4-7
WILLIAM & MARY	W	8-4
* at Columbia	W	6-5(10)
MARYLAND	W	7-1
FORDHAM	L	3-7
* at Brown	W	16-3
* at Yale	L	2-11
GETTYSBURG	L	6-9(14)
* at Pennsylvania	W	6-2
TEMPLE	W	18-1(7)
* CORNELL	L	5-9
at Penn State	L	3-4
VILLANOVA	W	11-10
PITTSBURGH	W	9-2
* HARVARD	L	6-8
* ARMY	W	7-4

* EIBL game

1957 (16-6-1, 6-3)

Head Coach: Max Bishop

Captain: Andrew Massimino

COLBY	W	14-0(5)
TRINITY (CONN.)	L	3-4
VILLANOVA	T	2-2(6)
MAINE	W	3-2(8)
MUHLBERG	W	14-6
MICHIGAN	L	7-10(8)
* PRINCETON	W	7-1
* COLUMBIA	W	8-4(8)
COLGATE	W	4-0(8)
* BROWN	L	4-5
SYRACUSE	W	6-3
* YALE	L	2-7
* at Cornell	W	3-2
WASHINGTON (MD.)	W	6-3
at Maryland	W	9-5
* at Pennsylvania	W	8-1
PENN STATE	L	5-8(11)
* at Harvard	W	12-6
* at Dartmouth	W	3-2
GEORGETOWN	W	13-6
PITTSBURGH	W	7-5
WILLIAM & MARY	W	5-1
* at Army	L	2-3

* EIBL game

1958 (11-7, 4-3)

Head Coach: Max Bishop

Captain: Benjamin Montoya

COLBY	L	8-9(8)
MAINE	W	4-2
* DARTMOUTH	L	6-8(8)
SYRACUSE	W	5-4
LAFAYETTE	L	0-7
DELAWARE	L	3-5
* CORNELL	W	8-4
GEORGETOWN	W	7-3
* at Brown	W	8-5(10)
* at Yale	L	4-6
PENN STATE	L	2-9
PITTSBURGH	W	7-4
VMI	W	13-2
VILLANOVA	W	7-2
* at Columbia	W	8-0
* at Pennsylvania	L	3-4
MERCHANT MARINE	W	8-5
* ARMY	W	5-4

* EIBL game

1959 (19-5, 8-1)

Head Coach: Max Bishop

Captain: Joseph McGlinchey

VERMONT	W	2-0
SYRACUSE	L	2-9
FORDHAM	W	6-5(13)
BUCKNELL	W	4-1
DELAWARE	W	6-2(7)
* HARVARD	W	15-6
* BROWN	L	1-4
GEORGETOWN	W	5-0
at Maryland	L	1-8
* YALE	W	13-2
* at Cornell	W	4-1
* at Dartmouth	W	6-2
PENN STATE	L	3-6
AMERICAN	W	14-0
* COLUMBIA	W	9-0
* at Pittsburgh	W	9-8
DUKE	W	5-0
GETTYSBURG	L	10-11
at Villanova	W	6-4
* at Penn	W	4-1
* PRINCETON	W	9-1
QUANTICO	W	2-1
MERCHANT MARINE	W	9-1
* at Army	W	4-3(12)

* EIBL game

1960 (15-8, 4-5)

Head Coach: Max Bishop

Captain: Richard Brown

SYRACUSE	W	5-0
WEST CHESTER	W	6-0
AMERICAN	W	9-4
BUCKNELL	W	6-1
DUKE	W	5-0
* PENN	W	6-1
COAST GUARD	W	8-2
* DARTMOUTH	L	5-7
* at Columbia	L	3-5
PITTSBURGH	L	2-3(12)
FORDHAM	W	9-0
* at Yale	W	5-1
GETTYSBURG	W	3-2
* at Harvard	L	6-10
* at Brown	L	0-7
GEORGETOWN	W	6-1
VILLANOVA	W	4-2
MERCHANT MARINE	W	19-1
* at Princeton	L	1-2(14)
* CORNELL	W	8-7
BALTIMORE	L	2-3(11)
FORT MEADE	L	2-3
* ARMY	W	9-1

* EIBL game

1961 (24-2, 8-1)

Head Coach: Max Bishop

Captain: Joe Bellino

TRINITY (CONN.)	W	4-1
SYRACUSE	W	7-3
ITHACA	W	3-0
WEST VIRGINIA	W	5-4
* at Penn	W	5-2
GEORGETOWN	W	9-4
* HARVARD	W	5-2
* BROWN	W	16-1
at Maryland	W	10-4
* COLUMBIA	W	3-1
at Drexel	W	7-1
AMERICAN	W	16-1
BUCKNELL	W	13-6
* YALE	W	7-2
GETTYSBURG	W	8-2
BALTIMORE	W	2-1
* at Dartmouth	W	7-6
PENN STATE	W	4-3
DUKE	W	4-3
* PRINCETON	L	2-4

VILLANOVA	W	4-1
* at Cornell	W	14-10
FORT MEADE	L	0-3
MERCHANT MARINE	W	8-0
CAMP LEJEUNE	W	4-2
* at Army	W	3-0

* EIBL game

1962 (19-2, 6-1)

Head Coach: Joe Duff

Captain: Robert Foyle

LAFAYETTE	W	21-5(7)
SYRACUSE	W	14-5
SOUTHERN CONN. ST.	W	5-4
RIDER	W	5-4
AMERICAN	W	5-4(10)
at Villanova	L	10-11
MARYLAND	W	3-1
* DARTMOUTH	W	8-4
BALTIMORE	W	6-1
* at Harvard	L	3-10
* at Brown	W	9-0
GETTYSBURG	W	8-1
* at Yale	W	10-5
at Penn State	W	7-1
GEORGETOWN	W	7-4
DREXEL	W	21-2
* at Columbia	W	6-3
* at Princeton	W	10-5
PITTSBURGH	W	9-1
LYCOMING	W	11-6
* ARMY	W	4-2

* EIBL game

1963 (15-7, 6-3)

Head Coach: Joe Duff

Captain: Robert Campbell

TRINITY (CONN.)	W	16-4
SYRACUSE	W	1-0
SETON HALL	W	7-6
* at Penn	W	6-1
at Maryland	L	1-3
RIDER	L	6-7
* HARVARD	L	1-12
* BROWN	W	6-3
WEST CHESTER	W	7-4
VILLANOVA	L	2-6
* YALE	W	10-1
GETTYSBURG	W	5-1
* at Cornell	W	11-2
* at Dartmouth	L	4-6(10)
* PRINCETON	W	5-4
GEORGETOWN	W	5-4
* COLUMBIA	W	6-2
PENN STATE	W	6-5(10)
PITTSBURGH	L	2-4
FORT BELVOIR	W	10-7
LYCOMING	W	15-2
* at Army	L	5-6(10)

* EIBL game

1964 (10-12, 4-5)

Head Coach: Joe Duff

Captain: Henry Kettelhodt

VERMONT	L	0-4
SYRACUSE	L	3-8
* DARTMOUTH	L	4-14
SETON HALL	L	4-6
* PENN	L	2-3
AMERICAN	W	3-2(11)
LYCOMING	W	14-3
* CORNELL	W	2-0
* at Yale	L	5-14
WEST CHESTER	L	5-6(10)
* at Harvard	L	2-7
* at Brown	W	5-2
GEORGETOWN	L	6-8
RIDER	L	0-1
PITTSBURGH	W	4-3
MARYLAND	W	5-4
BALTIMORE	W	7-4(8)
* at Columbia	W	7-6(12)
* at Princeton	W	7-1
FORT BELVOIR	L	1-4
PENN STATE	W	5-2
* ARMY	L	1-2

* EIBL game

1965 (11-8-2, 5-4)

Head Coach: Joe Duff

Captain: Roger Staubach

WEST CHESTER	L	3-5
COLGATE	T	7-7(9)
SYRACUSE	W	3-0
* at Penn	L	1-3
* HARVARD	W	4-0
at Georgetown	W	8-3
* PRINCETON	W	2-0
ST. JOHN'S (N.Y.)	T	6-6(9)
BALTIMORE	W	4-3(11)
* YALE	L	2-3
VILLANOVA	L	4-7
* COLUMBIA	W	9-1
MARYLAND	L	4-6
* BROWN	W	5-4(12)
WILLIAM & MARY	W	5-0
* at Dartmouth	W	2-1
SETON HALL	W	5-1
* at Cornell	L	3-7
RICHMOND	W	8-6
at Penn State	L	3-4(12)
* at Army	L	2-7

* EIBL game

1966 (13-5-1, 6-3)

Head Coach: Joe Duff

Captain: Donald Eshleman

* DARTMOUTH	W	6-4
WEST CHESTER	W	7-2
SYRACUSE	W	23-2(7)
WEST VIRGINIA	L	0-4
VILLANOVA	W	12-3(7)
* at Harvard	W	5-3
BALTIMORE	T	2-2(10)
* at Yale	W	11-2



1961 Midshipmen

2019 NAVY BASEBALL

Year-By-Year Results

GETTYSBURG	W	3-2
GEORGETOWN	W	9-0
* PENN	L	4-5
* at Brown	W	11-5
RICHMOND	W	5-1
* at Princeton	W	1-0 (10)
* at Columbia	W	7-6
MARYLAND	W	4-3
SETON HALL	L	0-1
* CORNELL	L	2-7
* ARMY	L	3-7
* EIBL game		

1967 (14-8, 5-4)

Head Coach: Joe Duff
Captain: William Sorensen

VERMONT	L	1-2
SOUTHERN CONN. ST.	L	0-3
SYRACUSE	W	6-3
VILLANOVA	W	3-0
WEST CHESTER	L	3-4
* HARVARD	L	0-1
* at Penn	W	5-2 (8)
* BROWN	L	0-1
RICHMOND	W	2-0
* YALE	W	4-1
GETTYSBURG	W	8-3
* COLUMBIA	W	11-4
GEORGETOWN	W	5-4
WILLIAM & MARY	W	3-0
* at Cornell	W	1-0
BALTIMORE	W	3-0
SETON HALL	W	5-2
* at Dartmouth	L	2-11
* PRINCETON	L	0-4
at Maryland	W	5-1
at Penn State	L	7-9
* at Army	W	3-1
* EIBL game		

1968 (14-8, 5-4)

Head Coach: Joe Duff
Captain: Henry Schmidt

SYRACUSE	W	7-2
* DARTMOUTH	L	3-7
RICHMOND	W	6-1
BALTIMORE	W	10-2
SETON HALL	W	2-1 (11)
SOUTHERN CONN. ST.	W	3-1
VILLANOVA	L	3-9
* at Princeton	W	4-1
* CORNELL	W	6-3
* PENN	W	3-0
WEST CHESTER	W	10-7
* at Yale	W	4-1
GEORGETOWN	W	11-1
* at Harvard	L	3-5
* at Brown	L	2-3
GEORGE WASHINGTON	L	1-8
FORDHAM	W	9-2
NEW YORK UNIV.	L	0-3
* at Columbia	L	3-4
MARYLAND	L	1-7
PENN STATE	W	1-0 (5)
* ARMY	W	3-1
* EIBL game		

1969 (10-9-1, 2-4-1)

Head Coach: Joe Duff
Captain: Robert Arnold

VILLANOVA	L	1-2
SOUTHERN CONN. ST.	W	4-1
SYRACUSE	W	3-2
SETON HALL	W	7-2
* at Cornell	L	0-10
* at Penn	T	3-3 (12)
WILLIAM & MARY	L	8-17 (9)
* PRINCETON	L	2-3
BALTIMORE	W	5-0
WEST CHESTER	W	8-2

* YALE	L	4-8
at Georgetown	W	14-0
TOWSON	W	14-7
at Maryland	L	5-6
* at Brown	W	6-2
GEORGE WASHINGTON	W	8-5 (12)
NEW YORK UNIV.	L	1-4
* COLUMBIA	W	5-0
at Penn State	L	4-6
* at Army	L	11-12
* EIBL game		

1970 (20-7, 9-5)

Head Coach: Joe Duff
Captain: Dennis Losh

VILLANOVA	W	3-0 (6)
BUCKNELL	W	11-3
GEORGE WASHINGTON	W	5-3 (8)
SYRACUSE	W	3-2
SOUTHERN CONN. ST.	L	0-2
* YALE	W	8-1
* BROWN	W	1-0
* BROWN	W	3-0
* ARMY	W	8-3
* CORNELL	W	2-1
* CORNELL	W	3-2
BALTIMORE	W	14-0
WEST CHESTER	W	18-5
* at Penn	W	9-0
* at Penn	L	2-5
GEORGETOWN	W	6-1
* at Princeton	L	1-2
* at Columbia	W	6-1
* at Columbia	W	13-2
NEW YORK UNIV.	W	6-4
* at Dartmouth	L	8-9
* at Harvard	L	5-6
* at Harvard	L	2-5
PENN STATE	W	5-3 (6)
MARYLAND	L	0-2
RICHMOND	W	4-3 (10)
ARMY	W	3-1
* EIBL game		

1971 (15-11, 7-6)

Head Coach: Joe Duff
Captain: Charles Bongard

MAINE	L	4-6
GEORGETOWN	W	3-1
GETTYSBURG	W	13-2 (7)
SYRACUSE	W	24-1 (7)
* HARVARD	W	2-1
* DARTMOUTH	W	3-0
* DARTMOUTH	L	0-4
AMERICAN	L	2-8
* PENN	W	4-0
* PENN	W	4-1
BALTIMORE	L	1-4
* COLUMBIA	W	7-5
* PRINCETON	L	1-3
* PRINCETON	W	8-6
vs. George Washington	W	10-1 (8)
* at Army	L	2-8
* at Army	L	2-6
WEST CHESTER	L	1-6
* at Brown	L	3-4 (10)
* at Yale	L	1-2 (9)
* at Yale	W	6-0
VILLANOVA	W	12-6
at Maryland	W	3-1
RICHMOND	W	6-3
at Penn State	L	4-8
at Army	W	5-1
* EIBL game		

1972 (16-11, 5-9)

Head Coach: Joe Duff
Captain: Bruce Aukland

MONMOUTH	W	3-2
AMERICAN	W	8-0
SYRACUSE	W	12-2 (7)
at Georgetown	W	8-6
GEORGE WASHINGTON	W	3-2
* BROWN	L	0-1
* YALE	W	1-0
* YALE	L	3-7 (8)
BALTIMORE	W	12-1
* CORNELL	W	2-0
* ARMY	L	4-7
* ARMY	W	2-0
GETTYSBURG	W	6-0
* at Harvard	L	1-4
* at Dartmouth	L	3-5
* at Dartmouth	L	1-2
* at Penn	L	5-6 (8)
* at Penn	W	5-0
* at Columbia	W	11-3
* at Princeton	L	2-3
* at Princeton	L	1-2
TOWSON	W	4-3
NEW YORK UNIV.	W	8-0
MARYLAND	L	4-5
PENN STATE	L	5-6
PENN STATE	W	4-3
ARMY	W	6-3
* EIBL game		

1973 (12-11-2, 4-8-1)

Head Coach: Joe Duff
Captain: George Kerlek

TOWSON	T	1-1 (10)
at George Washington	L	2-7
* COLUMBIA	L	1-3
* COLUMBIA	W	2-1
PITT-JOHNSTOWN	W	8-1 (6)
* DARTMOUTH	T	2-2 (12)
* HARVARD	L	1-2
* HARVARD	L	1-3
BALTIMORE	W	4-1
CATHOLIC	W	8-0 (7)
CATHOLIC	W	6-3
* PENN	L	1-3
* PENN	W	3-1
VILLANOVA	L	4-7
* at Brown	W	5-3
* at Brown	L	0-11
* at Army	L	1-2
* at Cornell	L	1-14
* at Cornell	L	0-1
GETTYSBURG	W	8-0
at Maryland	L	0-9
* PRINCETON	W	5-1
NEW YORK UNIV.	W	9-4
NEW YORK UNIV.	W	7-1
at Army	W	4-3
* EIBL game		

1974 (17-7, 7-5)

Head Coach: Joe Duff
Captain: Jim Quinn

LOYOLA (MD.)	W	12-8
AMERICAN	W	16-4
BRANDEIS	W	5-3
BRANDEIS	W	5-1
* YALE	W	5-3
BALTIMORE	W	7-2
MARYLAND	W	7-6
RICHMOND	L	6-8
* at Princeton	L	0-6
* at Princeton	L	0-11
GEORGETOWN	W	12-7
GEORGE WASHINGTON	W	10-3
* at Columbia	W	6-5
* at Penn	W	5-2 (9)
* at Penn	L	4-7

TOWSON	W	9-0
* CORNELL	W	4-0
* ARMY	W	6-3
* ARMY	W	4-0
* at Dartmouth	W	4-0
* at Dartmouth	L	6-8
* at Harvard	L	0-9
PENN STATE	L	4-10
ARMY	W	10-9
* EIBL game		

1975 (21-7, 11-3)

Head Coach: Joe Duff
Captain: Randy Young

SOUTHERN CONN. ST.	L	1-2
HOLY CROSS	W	7-0
at Maryland	W	10-9 (10)
LOYOLA (MD.)	W	3-1
LOYOLA (MD.)	L	4-6
VILLANOVA	W	8-3
* at Brown	W	8-3
* at Yale	L	3-4
* at Yale	W	11-0
CATHOLIC	W	9-1
* PRINCETON	W	5-3
* PRINCETON	L	1-6
at Georgetown	W	4-1
* COLUMBIA	W	9-0
* COLUMBIA	W	2-0
* PENN	W	10-2
PITT-JOHNSTOWN	W	10-3
* at Army	W	8-2
* at Cornell	W	5-0
* at Cornell	W	7-4
TOWSON	W	8-7
* DARTMOUTH	W	11-5
* HARVARD	W	7-5
* HARVARD	L	5-6
GEORGE MASON	W	11-1 (6)
DELAWARE	L	0-3
DELAWARE	W	2-1
at Army	L	1-4
* EIBL game		

1976 (19-11, 7-5)

Head Coach: Joe Duff
Captain: Mark Haas

BROCKPORT STATE	W	10-1
MARYLAND	L	0-7
GEORGETOWN	W	12-1
HOLY CROSS	W	2-1
HOLY CROSS	W	5-4
TOWSON	W	6-1
TOWSON	L	3-6 (11)
VILLANOVA	W	4-0
LOYOLA (MD.)	W	5-1
* BROWN	W	8-6
* YALE	W	4-3
* YALE	W	3-0
RICHMOND	W	3-1
CATHOLIC	L	2-10
* at Princeton	L	0-3
* at Princeton	L	0-5
* at Penn	W	5-2 (11)
* at Columbia	L	0-1
* at Columbia	L	1-11
GEORGE WASHINGTON	W	7-2
PENN STATE	L	6-14
* ARMY	W	11-4
WAGNER	L	5-6
* at Dartmouth	W	4-2 (10)
* at Harvard	W	17-2
* at Harvard	L	1-3
GEORGE MASON	L	2-3
DELAWARE	W	3-2
DELAWARE	W	4-3
ARMY	W	13-1
* EIBL game		

1977 (18-10-2, 9-4-1)

Head Coach: Joe Duff
Captain: Bruce Buck

Maryland	W	6-5
GEORGE WASHINGTON	L	4-6 (7)
LOYOLA (MD.)	T	4-4 (9)
BROCKPORT STATE	W	10-2
BROCKPORT STATE	W	6-0
* COLUMBIA	L	4-7
* PENN	W	2-1 (8)
* PENN	T	5-5 (10)
VILLANOVA	L	2-5
RICHMOND	L	2-12
* at Yale	W	2-1
* at Brown	L	0-9
* at Brown	L	3-6
at Georgetown	W	9-0
at Catholic	L	7-9
* PRINCETON	W	7-6
* PRINCETON	W	12-2
at Penn State	L	8-14
* HARVARD	W	6-3
* DARTMOUTH	W	3-0
* DARTMOUTH	W	7-0
PITT-JOHNSTOWN	W	15-3
* at Cornell	L	6-8
* at Army	W	7-0
* at Army	W	16-8
TOWSON	W	9-1
DELAWARE	W	3-0
DELAWARE	L	3-5
GEORGE MASON	W	9-8
at Army	W	11-1
* EIBL game		

1978 (18-7, 9-4)

Head Coach: Joe Duff
Captain: William Miles

ROCHESTER	W	9-0
ROCHESTER	L	2-5 (8)
TOWSON	L	3-4
GEORGE WASHINGTON	W	13-4
CATHOLIC	W	4-2
* at Columbia	L	3-5
* at Penn	L	3-4
* at Penn	L	3-6
RICHMOND	W	13-3
WILLIAM & MARY	W	10-4
VILLANOVA	W	5-2
LOYOLA (MD.)	W	6-4
* YALE	W	6-5
* BROWN	W	14-1
* BROWN	W	2-0
GEORGETOWN	L	11-12
* at Princeton	W	6-1
* at Princeton	W	9-7
* at Harvard	L	1-2 (12)
* at Dartmouth	W	5-3
* at Dartmouth	W	9-7
UMBC	W	13-0
* ARMY	W	3-2
* ARMY	W	5-1
ARMY	W	16-0
* EIBL game		

1979 (22-9, 10-4)

Head Coach: Joe Duff
Captains: Steve Walton, Rocky Kropp

GETTYSBURG	W	9-3
ROCHESTER	W	3-2 (8)
ROCHESTER	W	2-0
BALTIMORE	W	16-2
GEORGE WASHINGTON	W	5-3
VCU	W	4-1
* DARTMOUTH	W	19-2
* HARVARD	L	2-8
* HARVARD	L	1-3
OSWEGO STATE	W	9-3
* at Brown	W	9-6 (8)
VILLANOVA	L	1-2

2019 NAVY BASEBALL

Year-By-Year Results



1979 Midshipmen – NCAA Tournament

* PRINCETON	W	3-1
* PRINCETON	W	6-0
CATHOLIC	W	7-2
at Penn State	L	1-11
* COLUMBIA	L	3-5
* COLUMBIA	W	5-4
* PENN	L	2-9
at Maryland	W	13-9
TOWSON	L	4-6
* at Army	W	22-0
* at Cornell	W	3-1
* at Cornell	W	6-2
* at Yale	W	9-1
* at Yale	W	6-3
DELAWARE	W	1-0 (11)
GEORGE MASON	W	2-0
GEORGE MASON	W	2-1 (9)
^ CONNECTICUT	L	4-5 (6)
^ NEBRASKA	L	4-13

* EIBL game
^ NCAA Northeast Regional

1980 (22-6, 9-5)

Head Coach: Joe Duff
Captain: Mike Mullikin

TOWSON	W	3-2
TOWSON	W	10-3
RICHMOND	W	6-2
DELAWARE STATE	W	9-1
GEORGE MASON	W	16-1
VILLANOVA	W	16-5
OSWEGO STATE	W	16-4
* at Princeton	L	0-1
* at Princeton	W	2-0
WILLIAM & MARY	W	7-0
* BROWN	W	15-10
* YALE	W	11-2
* YALE	L	4-5 (9)
GEORGE WASHINGTON	W	12-5
* at Dartmouth	W	6-2
* at Harvard	L	0-4
* at Harvard	W	5-3
CATHOLIC	W	3-1
* at Penn	W	19-3
* at Columbia	L	4-5
* at Columbia	W	11-7
* ARMY	L	2-4
* CORNELL	W	13-3
* CORNELL	W	5-0
GETTYSBURG	W	9-8 (10)
UMBC	L	6-8
BALTIMORE	W	2-1
BALTIMORE	W	2-1

* EIBL game

1981 (24-7, 11-3)

Head Coach: Joe Duff
Captain: Jim Roberts

UMASS-DARTMOUTH	W	13-1
UMASS-DARTMOUTH	W	5-1
UMASS-DARTMOUTH	W	6-2
WILLIAM & MARY	W	7-1
DELAWARE STATE	W	23-2
OSWEGO STATE	W	22-1
at Penn State	W	8-4
at Penn State	W	9-7
GEORGE WASHINGTON	L	5-12
* HARVARD	W	14-7
* DARTMOUTH	W	3-2
* DARTMOUTH	W	12-2
at Delaware	L	8-12
* at Yale	W	8-3
* at Brown	L	3-5
* at Brown	W	6-5
VILLANOVA	W	9-2
* PRINCETON	W	5-3
* PRINCETON	W	13-5
TOWSON	W	7-3
CATHOLIC	W	8-7 (10)
SIENA	W	17-5
* COLUMBIA	W	7-6 (10)
* PENN	W	20-7
* PENN	W	3-2 (8)
at Maryland	L	5-13
* at Cornell	L	5-8
* at Army	L	2-4
* at Army	W	7-3
BALTIMORE	L	1-6
BALTIMORE	W	3-1

1982 (29-14-1, 13-4-1)

Head Coach: Joe Duff
Captain: Bob Adrion

at Nicholls State	L	4-9
at Nicholls State	W	3-0
at Southern Miss	L	2-5
at Southern Miss	L	6-7
at LSU	L	1-5
at LSU	L	3-7
at Tulane	L	3-11
at Tulane	L	2-11
TOWSON	W	14-10
TOWSON	W	13-7
RICHMOND	W	4-1
LEHIGH	W	9-1
MARYLAND	L	5-14
OSWEGO STATE	W	16-9
PENN STATE	W	8-1
PENN STATE	W	15-1
* at Columbia	L	0-6
* at Columbia	W	16-5
* at Penn	W	7-2
* at Penn	W	3-1
VILLANOVA	W	11-5
* YALE	W	9-7

* YALE	W	2-1
SIENA	W	10-7
* at Harvard	W	9-3
* at Harvard	L	5-6
* at Dartmouth	W	14-6
* at Dartmouth	T	7-7 (5)
at George Washington	W	8-4
* at Princeton	W	4-3
* at Princeton	W	10-4
* CORNELL	W	9-2
* CORNELL	W	4-0
* ARMY	L	6-7
* ARMY	L	5-17
GETTYSBURG	W	15-4
MERCHANT MARINE	W	15-0
MERCHANT MARINE	W	12-11
* BROWN	W	5-0
* BROWN	W	3-2
^ vs. Delaware	L	3-4
^ vs. Seton Hall	W	15-5
^ vs. Delaware	W	3-1
* at Maine	L	3-4

1983 (31-10-1, 13-5)

Head Coach: Joe Duff
Captain: Tony Rodgers

at Southeastern Louisiana	W	17-7
at Southeastern Louisiana	W	5-1
at LSU	L	4-8
at Nicholls State	W	9-8 (9)
at Nicholls State	L	0-10 (5)
at Southern Miss	W	5-1
at Southern Miss	T	5-5 (7)
at Tulane	L	2-4
TOWSON	W	7-2
LEHIGH	W	7-1
OSWEGO STATE	W	20-1
at Penn State	L	4-5
at Penn State	W	16-4
at Maryland	W	14-3
at George Mason	W	12-3
* PENN	W	4-3
* PENN	W	6-4
* COLUMBIA	W	2-1
* COLUMBIA	W	3-2
AMERICAN	W	7-1
* at Brown	W	5-1
* at Brown	W	6-5
* at Yale	L	9-10
* at Yale	W	6-1
GEORGE WASHINGTON	W	17-6
* HARVARD	L	3-5
* DARTMOUTH	L	3-6
* DARTMOUTH	L	6-8
RICHMOND	W	8-6
GEORGETOWN	W	9-7
* PRINCETON	W	10-2
* PRINCETON	W	13-4 (6)
SIENA	W	9-8
* at Army	W	6-2
* at Army	W	12-0
MERCHANT MARINE	W	24-4
MERCHANT MARINE	W	21-3
GETTYSBURG	W	8-7
at Delaware	L	3-7
* at Cornell	W	9-6
* at Cornell	W	6-2
* vs. Harvard	L	1-10

1984 (15-15, 9-7)

Head Coach: Joe Duff
Captain: Mike Nichols

at St. Thomas (Fla.)	L	0-9
at St. Thomas (Fla.)	L	9-11
at Florida International	W	15-14
at Florida Atlantic	L	5-6

at Florida International	L	3-17
LEHIGH	L	4-7 (11)
OSWEGO STATE	W	11-10
PENN STATE	W	2-0
PENN STATE	W	6-2
* at Penn	W	5-4 (8)
* at Penn	L	4-5 (9)
* COLUMBIA	W	2-1
* COLUMBIA	L	11-12
* BROWN	L	0-2
* BROWN	W	9-6
* YALE	L	1-4
* YALE	W	9-4
at Georgetown	L	5-8
* at Harvard	L	5-6
* at Harvard	W	7-3
WESTMINSTER (PA.)	W	5-3
VILLANOVA	L	5-6
* at Princeton	L	4-9
* at Princeton	L	4-6
DELAWARE	L	6-16
* ARMY	W	8-7
* ARMY	W	13-3
* CORNELL	W	12-2
* CORNELL	W	10-3
GETTYSBURG	W	13-6

1985 (25-7-1, 14-4)

Head Coach: Joe Duff
Captain: Jon Mullican

at St. Thomas (Fla.)	W	4-1
at St. Thomas (Fla.)	L	4-5
vs. Creighton	W	13-1
vs. Creighton	L	4-6
VERMONT	W	9-4
AMERICAN	W	18-2
AMERICAN	T	9-9 (7)
TOWSON	W	18-1
at Delaware	W	13-2
OSWEGO STATE	W	12-3
* COLUMBIA	W	11-2
* COLUMBIA	W	5-4
* PENN	W	4-2
* PENN	L	12-16 (5)
VILLANOVA	W	17-6
* DARTMOUTH	W	10-0
* DARTMOUTH	W	4-2
* HARVARD	L	5-17
* HARVARD	W	13-3
GEORGE MASON	W	9-8
* at Yale	W	8-1
* at Yale	W	10-2
* at Brown	W	2-0
* at Brown	L	3-4 (8)
GEORGETOWN	L	9-10
* PRINCETON	W	2-1 (13)
* PRINCETON	L	4-8
at Maryland	W	18-17
* at Cornell	W	11-4
* at Cornell	W	6-4 (8)
* at Army	W	7-4
* at Army	W	5-3
GETTYSBURG	W	17-1

1986 (30-10, 15-3)

Head Coach: Joe Duff
Captain: Mike Leeney

at St. Thomas (Fla.)	W	12-2
at St. Thomas (Fla.)	L	8-19
vs. Creighton	L	4-8
vs. Creighton	L	6-9
TOWSON	W	15-2
GETTYSBURG	W	9-2
at George Mason	W	27-9
OSWEGO STATE	W	16-3
PENN STATE	W	2-1
PENN STATE	W	3-2
at American	W	6-2

at American	L	7-8
GEORGE WASHINGTON	W	11-3
LEHIGH	W	16-2
* at Columbia	W	8-2
* at Columbia	L	2-3
* at Army	L	1-2 (9)
* at Army	L	5-8
VILLANOVA	W	4-2
* YALE	W	9-3
* YALE	W	4-3
* BROWN	W	6-0
* BROWN	W	2-1
UMBC	L	9-16
* CORNELL	W	6-2
* CORNELL	W	4-0
* PRINCETON	W	2-0
* PRINCETON	W	4-3
* at Dartmouth	W	4-0
* at Dartmouth	W	5-0
* at Harvard	W	2-1
* at Harvard	W	11-1
* at Penn	W	2-0
* at Penn	W	5-2
MARYLAND	W	15-2
MARYLAND	W	4-1
MERCHANT MARINE	W	3-0
MERCHANT MARINE	W	7-0
^ vs. Georgia Tech	L	8-9 (14)
^ vs. Alabama	L	1-4

1987 (21-10, 13-3)

Head Coach: Joe Duff
Captain: Ted Wallace

at St. Thomas (Fla.)	L	1-6
vs. Creighton	L	3-14
vs. Creighton	L	1-4
at Towson	W	13-1
GETTYSBURG	W	2-0
GETTYSBURG	W	6-4
WEST CHESTER	L	4-6
at Georgetown	W	11-0
C.W. POST	L	2-3 (10)
at Penn State	L	1-7
at Penn State	W	7-6 (9)
LEHIGH	W	5-4
* COLUMBIA	W	6-1
* COLUMBIA	L	2-5
* ARMY	W	6-1
* ARMY	W	6-3
GEORGE WASHINGTON	W	4-1
* at Cornell	W	7-2
* at Cornell	L	2-5
* at Princeton	W	13-1
* at Princeton	W	3-1
at UMBC	L	2-6
* HARVARD	W	6-1
* HARVARD	L	2-3 (8)
* DARTMOUTH	W	4-2
* DARTMOUTH	W	6-2
GEORGE MASON	W	11-2
* PENN	W	1-0
* PENN	W	1-0 (8)
* at Brown	W	4-3 (8)
* at Brown	W	10-6

1988 (23-16, 12-6)

Head Coach: Joe Duff
Captain: Mike Schultz

vs. Mississippi	L	0-6
vs. Rhodes	W	3-1
at Mississippi	L	4-8
vs. Purdue	W	6-5 (8)
vs. Creighton	L	4-8
at Miami (Fla.)	L	2-9
at St. Thomas (Fla.)	L	1-6
at St. Thomas (Fla.)	W	4-2
at St. Thomas (Fla.)	L	0-4

2019 NAVY BASEBALL

Year-By-Year Results

at Georgetown	W	3-1
PENN STATE	W	8-1
PENN STATE	W	7-1
CATHOLIC	W	7-2
GETTYSBURG	W	4-1
* at Penn	W	5-4
* at Penn	L	1-2 (8)
GANNON	W	5-0
* at Army	W	2-1 (8)
* at Army	W	2-0
* at Columbia	W	1-0
* at Columbia	W	13-7
at Maryland	L	5-6
* BROWN	L	1-2
* BROWN	W	5-0
* YALE	W	5-1
* YALE	L	1-19
UMBC	W	8-5
* PRINCETON	W	3-0
* PRINCETON	W	1-0
* CORNELL	W	7-6
* CORNELL	L	6-8
at George Washington	L	1-2
* at Harvard	L	2-7
* at Harvard	L	2-3
* at Dartmouth	W	2-0
* at Dartmouth	W	27-11
at George Mason	L	2-3 (10)
TOWSON	W	4-3
TOWSON	L	3-7

* EIBL game

1989 (18-14, 7-11)

Head Coach: Joe Duff
Captain: Chris Fatheree

at Memphis	L	1-4
vs. Rhodes	W	20-0
at St. Thomas (Fla.)	W	6-3
at Nova Southeastern	W	4-3
at St. Thomas (Fla.)	W	7-1
GEORGETOWN	W	12-6
GANNON	W	9-3
GETTYSBURG	W	7-1
GEORGE WASHINGTON	W	12-3
* ARMY	L	4-7
* ARMY	W	5-2
* COLUMBIA	W	6-1
* COLUMBIA	L	6-7 (8)
* at Brown	L	5-9
* at Brown	L	0-4
* at Yale	W	4-1
* at Yale	W	6-2
at UMBC	L	5-6
* at Cornell	L	3-4
* at Cornell	L	2-10
* at Princeton	L	0-2
* at Princeton	L	2-3 (8)
* HARVARD	L	2-6
* HARVARD	L	4-13
* DARTMOUTH	W	5-0
* DARTMOUTH	W	5-4
at Catholic	W	5-1
* PENN	L	1-5
* PENN	W	2-1
GEORGE MASON	W	9-8 (10)
MERCHANT MARINE	L	5-6
MERCHANT MARINE	W	14-0

* EIBL game

1990 (16-20, 6-12)

Head Coach: Joe Duff
Captain: Tim Peiffey

at Florida Tech	L	7-8
# vs. Air Force	L	1-9
# vs. Air Force	L	0-3
# vs. Rhodes	W	9-2
UMBC	W	9-6
vs. Purdue	W	10-5
at St. Thomas (Fla.)	L	2-4
at St. Thomas (Fla.)	W	8-6

at Nova Southeastern	L	3-10
at Florida Atlantic	L	4-11
GETTYSBURG	W	4-2
at Georgetown	L	3-6
PENN STATE	W	4-0
PENN STATE	W	6-5
at George Washington	L	6-7
* at Army	L	3-10
* at Army	L	0-8
* at Columbia	L	1-4
* at Columbia	W	9-7
* YALE	L	3-4
* YALE	W	11-10
* BROWN	L	5-6
* BROWN	W	5-4
at Towson	W	3-2
* CORNELL	W	6-5
* CORNELL	W	3-1
* PRINCETON	W	3-1
* PRINCETON	L	4-6
CATHOLIC	W	9-2
* at Dartmouth	L	3-4
* at Dartmouth	L	5-6
* at Harvard	L	1-3
* at Harvard	L	7-8
TEMPLE	W	3-2
* at Penn	L	2-3
* at Penn	L	0-2

* EIBL game
Service Academy Spring Classic

1991 (18-15, 9-7)

Head Coach: Joe Duff
Captain: Sam Mowery

# vs. Air Force	L	0-6
# vs. Christian Brothers	W	7-5
# vs. Air Force	W	3-1
at UMBC	L	7-10
vs. Purdue	L	2-5
at Barry	L	5-8
vs. Wesleyan	W	7-6
at Barry	L	1-5
at St. Thomas (Fla.)	L	1-6
WIDENER	W	16-0
GANNON	W	14-0
GANNON	W	4-1
* YALE	W	9-8
* YALE	L	8-11
GETTYSBURG	W	14-0
* at Army	L	1-4
* at Army	L	5-6 (9)
* at Brown	W	14-12 (8)
* at Brown	W	22-12
GEORGE WASHINGTON	L	4-8
GEORGETOWN	L	9-11
* at Cornell	W	8-3
* at Cornell	W	1-0
* at Princeton	L	1-6
* at Princeton	L	6-9
* COLUMBIA	W	4-1
* COLUMBIA	W	7-5
* HARVARD	L	6-9
* HARVARD	L	5-12
at Catholic	W	6-1
* PENN	W	9-8
* PENN	W	12-3
GEORGE MASON	W	9-5

* EIBL game
Service Academy Spring Classic

1992 (18-20, 6-8)

Head Coach: Joe Duff
Captain: Chris Lopez

# vs. Notre Dame	L	6-7
# vs. Memphis	L	2-5
at Rhodes	W	10-5
# vs. Army	W	3-2
# vs. Air Force	L	5-6 (9)
MOUNT ST. MARY'S	L	2-3
at Nichols State	L	1-2

at Southern	W	6-2
at Loyola (La.)	W	17-6
at Southeastern Louisiana	L	1-15
at Xavier (La.)	L	1-2
COPPIN STATE	W	10-0
SETON HALL	L	2-3
GANNON	L	3-4
GANNON	W	6-1
LEHIGH	W	9-8
UMBC	L	3-9
* at Columbia	W	20-0
* at Columbia	L	8-14
* at Yale	W	3-1
* at Yale	L	2-7
* ARMY	L	2-6
* ARMY	L	7-9
* BROWN	W	3-2
* BROWN	W	7-4
TEMPLE	L	9-13
at Georgetown	W	7-6
* CORNELL	W	11-2
* CORNELL	L	1-9
* PRINCETON	W	4-3
* PRINCETON	L	4-8
at George Mason	L	6-14
GETTYSBURG	W	9-5
GEORGETOWN	W	13-4
TOWSON	W	5-1
MERCHANT MARINE	W	8-2 (5)
* at Penn	L	2-3 (8)
* at Penn	L	4-6

* EIBL game
Service Academy Spring Classic

1993 (21-18, 11-9)

Head Coach: Joe Duff
Captain: Todd Butler

# vs. Air Force	L	7-8
# vs. Minnesota	W	6-5
# vs. Army	W	7-5
# vs. Memphis	W	7-2
at Radford	L	2-6
at Radford	L	2-6
* COLGATE	W	6-3
* at Bucknell	W	6-2
* at Bucknell	L	0-4
UMBC	L	6-7 (13)
* at Lafayette	W	5-2
* at Lafayette	W	24-3
* at Lehigh	L	8-9 (8)
* at Lehigh	L	2-3
GEORGETOWN	W	15-8
* BUCKNELL	L	5-10
* BUCKNELL	L	3-10
* at Army	L	1-2
* at Army	L	5-10
BOWIE STATE	W	7-1
at Towson	W	8-4
* HOLY CROSS	L	8-9
* HOLY CROSS	W	9-3
* FORDHAM	W	4-3
* FORDHAM	L	1-5
at Temple	L	6-12
* LEHIGH	W	5-4
* LEHIGH	W	2-1
* LAFAYETTE	W	11-1
* LAFAYETTE	W	7-1
* COLGATE	W	3-2
vs. Bowie State	W	11-0
CATHOLIC	W	14-0
^ at Fordham	W	11-1
^ at Fordham	L	5-8
^ at Fordham	L	2-6
\$ vs. St. Francis (N.Y.)	L	0-1 (10)
\$ vs. C.W. Post	W	9-5
\$ vs. Fairleigh Dickinson	L	7-13

* Patriot League game
Service Academy Spring Classic
^ Patriot League Tournament
\$ ECAC Tournament



1994 Midshipmen – NCAA Tournament

1994 (24-18-1, 11-9)

Head Coach: Bob MacDonald
Captains: Marcus Lee, Andy Payne

at Duke	L	7-19
at Duke	W	9-5
# vs. Army	L	3-4
# vs. Memphis	L	3-9
# vs. Air Force	W	6-5
# vs. Army	W	3-2
at Cal State San Bernardino	W	10-2
vs. Penn	L	4-7
at Cal State San Bernardino	L	4-8 (10)
vs. St. Francis (N.Y.)	W	7-5
GEORGE WASHINGTON	W	10-9
FAIRFIELD	W	8-2
FAIRFIELD	W	5-3
ST. MARY'S (MD.)	W	15-5
CONNECTICUT	L	7-8
COPPIN STATE	W	14-8
* BUCKNELL	W	18-1
* BUCKNELL	W	54 (8)
* at Bucknell	W	7-3
* at Bucknell	W	20-5
* ARMY	W	6-1
* ARMY	L	4-10
Catholic	T	8-8 (10)
* LEHIGH	W	1-0
* LEHIGH	W	7-3
* LAFAYETTE	W	9-3
* LAFAYETTE	L	0-10
* at Holy Cross	L	1-3
* at Holy Cross	L	6-7
* at Fordham	L	2-3
* at Fordham	L	2-7
UMBC	L	5-11
GEORGETOWN	W	12-6
* at Lehigh	L	4-5
* at Lehigh	W	12-1
* at Lafayette	L	4-5 (9)
* at Lafayette	L	6-10
* at Colgate	W	13-7
* at Colgate	W	14-1
* ARMY	W	8-4
* ARMY	W	7-6
\$ at Wright State	L	2-19
\$ at Wright State	L	10-14

* Patriot League game
Service Academy Spring Classic
^ Patriot League Tournament
\$ NCAA Play-In Series

1995 (34-20, 19-5)

Head Coach: Bob MacDonald
Captain: Steve Mauro

at Duke	L	3-12
# vs. Kentucky	L	2-3
# vs. Memphis	L	0-5
# vs. Army	W	5-4
# vs. Air Force	W	7-3
at The Citadel	W	4-1
at College of Charleston	L	0-3

at The Citadel	L	8-16
at Charleston Southern	W	11-3
at Charleston Southern	L	5-6 (10)
COPPIN STATE	W	9-2
UMES	W	10-4
^ at Louisville	L	1-7
^ vs. Kentucky	L	3-4
^ vs. Indiana	L	1-5
^ at Louisville	W	11-3
CONNECTICUT	L	5-10
* BUCKNELL	W	1-0
* BUCKNELL	W	6-2
* BUCKNELL	W	2-1
* BUCKNELL	W	8-3
at Towson	L	4-8
* at Lehigh	W	10-1
* at Lehigh	L	0-6
* at Lehigh	L	2-8
* at Lehigh	W	6-1
at Maryland	W	14-6
* FORDHAM	L	3-5
* FORDHAM	W	7-3
* FORDHAM	L	4-6
* FORDHAM	W	2-1
* LAFAYETTE	W	10-0
* LAFAYETTE	W	11-4
* LAFAYETTE	W	9-1
* LAFAYETTE	W	9-2
at UMBC	W	11-5
WEST CHESTER	W	1-0
WEST CHESTER	W	4-3
at West Chester	L	1-3
at West Chester	W	11-5
HOWARD	W	9-0 (f)
* at Holy Cross	W	15-1
* at Holy Cross	W	8-3
* at Holy Cross	W	6-3
* at Holy Cross	W	15-1
* at Army	W	7-4 (8)
* at Army	L	7-12
* at Army	W	8-7
* at Army	W	23-3
\$ at Delaware	L	1-7
\$ at Delaware	W	3-2
\$ at Delaware	W	6-2
! at Clemson	L	4-8
! vs. Alabama	L	0-6

* Patriot League game
Service Academy Spring Classic
^ Big Four Classic
\$ NCAA Play-In Series
! NCAA Tournament

1996 (24-28, 11-9)

Head Coach: Bob MacDonald
Captain: Brian Bernth

# vs. Notre Dame	L	0-1
# vs. Memphis	L	0-8
# vs. Army	L	6-8
# vs. Air Force	L	3-4
vs. Indiana State	W	3-2
vs. New Mexico State	L	8-12
vs. Indiana State	L	13-16

2019 NAVY BASEBALL

Year-By-Year Results

vs. New Mexico	L	5-17
at Washington	W	5-4
at Washington	L	2-14 (8)
vs. Washington State	L	9-14 (8)
vs. Lewis-Clark State	L	0-10
at UMES	W	17-1
MONMOUTH	L	3-5
MONMOUTH	L	2-8
MONMOUTH	W	5-2
MONMOUTH	L	1-3
CONNECTICUT	L	2-6
HARTFORD	W	13-6
DELAWARE STATE	W	11-3
DELAWARE STATE	W	18-3
UMES	W	16-2
GEORGE WASHINGTON	W	7-4
*HOLY CROSS	L	2-6
*HOLY CROSS	W	12-2
*HOLY CROSS	W	12-4
*HOLY CROSS	W	8-4
UMBC	L	10-13
* at Lafayette	L	5-7
* at Lafayette	L	4-5 (8)
* at Lafayette	L	4-5
* at Lafayette	W	10-3
CATHOLIC	W	21-1
* LEHIGH	W	5-0
* LEHIGH	L	5-9
* LEHIGH	L	0-2
* LEHIGH	W	14-3
at George Washington	L	2-4
* ARMY	W	13-4
* ARMY	W	7-6
* ARMY	W	4-3
* ARMY	L	8-12
TOWSON	W	4-3
TEMPLE	L	10-13
* at Bucknell	W	2-1
* at Bucknell	W	13-6
* at Bucknell	L	2-3
* at Bucknell	L	3-6
^ vs. Lehigh	W	10-0
^ at Bucknell	L	6-10
^ at Bucknell	W	8-5
^ at Bucknell	L	7-12

** Patriot League game*
Service Academy Spring Classic
^ Patriot League Tournament

* LAFAYETTE	W	14-2
* LAFAYETTE	W	11-5
* LAFAYETTE	W	18-4
at Maryland	L	7-8
* at Lehigh	W	4-1
* at Lehigh	W	4-2
* at Lehigh	L	1-6
* at Lehigh	W	10 (8)
at UMBC	L	6-20
* at Army	L	1-3
* at Army	W	7-1
* at Army	L	8-9
* at Army	L	2-9
* BUCKNELL	W	4-1
* BUCKNELL	W	8-5
* BUCKNELL	W	2-1
* BUCKNELL	L	6-7 (9)
^ vs. Bucknell	L	4-9

** Patriot League game*
Service Academy Spring Classic
^ Patriot League Tournament

1998 (26-17, 15-5)

Head Coach: Bob MacDonald

Captain: Toph Lake

! at UNC Wilmington	L	2-8
! vs. Richmond	L	11-18
! vs. James Madison	W	11-7
* vs. West Virginia	L	4-5
# vs. Air Force	W	2-1
# vs. Army	W	2-0
* vs. West Virginia	L	1-7
at Charleston Southern	L	0-1
at The Citadel	W	4-0
at The Citadel	W	5-4
at College of Charleston	W	6-5
at College of Charleston	L	6-9
TOWSON	L	0-5
at George Washington	L	1-3
* at Lafayette	W	30-2
* at Lafayette	L	4-6
* at Lafayette	W	18-4
* at Lafayette	W	9-4
UMBC	W	10-2
* LEHIGH	W	16-4
* LEHIGH	W	7-0
* LEHIGH	W	8-3
* LEHIGH	L	3-4
MARYLAND	L	6-13
* ARMY	W	19-7
* ARMY	W	16-3
* ARMY	W	7-2
* ARMY	W	9-8 (8)
UMES	W	24-3
* at Bucknell	W	4-3
* at Bucknell	W	8-4
* at Bucknell	L	6-7 (10)
* at Bucknell	L	3-4
at George Mason	L	8-11
* HOLY CROSS	W	19-5
* HOLY CROSS	L	8-11
* HOLY CROSS	W	10-3
* HOLY CROSS	W	10-1
^ BUCKNELL	W	11-3
^ BUCKNELL	W	8-6
\$ MONMOUTH	L	1-5
\$ MONMOUTH	W	11-4
\$ MONMOUTH	L	4-8

** Patriot League game*
Service Academy Spring Classic
^ Patriot League Tournament

1997 (19-27, 12-6)

Head Coach: Bob MacDonald

Captain: Matt Smith

at Duke	L	5-7
at Duke	L	0-2
at Jacksonville	L	0-17
at Jacksonville	L	4-16
at Jacksonville	L	5-7
at Richmond	W	7-5
at Richmond	L	4-11
at Richmond	L	5-13
# at Arkansas	L	4-6
at UNC Wilmington	L	3-4
at N.C. State	L	1-8
at N.C. State	L	1-11
at N.C. State	L	3-4
at Georgetown	W	9-1
PROVIDENCE	L	0-1 (10)
PROVIDENCE	L	2-6
PROVIDENCE	W	3-2
PROVIDENCE	L	1-2 (8)
CONNECTICUT	W	6-4
PENN	L	2-9
PENN	L	2-7
WILLIAM PATERSON	L	1-2
WILLIAM PATERSON	W	8-2
GEORGE MASON	W	5-3
* at Holy Cross	L	3-7
* at Holy Cross	W	10-3
* at Holy Cross	W	7-0
GEORGE WASHINGTON	W	8-0

1999 (27-22-1, 15-5)

Head Coach: Bob MacDonald

Captain: Pat Klokow

at Guilford	W	9-1
at Lynchburg	L	0-1
# vs. Connecticut	L	1-4

# vs. Army	W	7-4
# vs. Air Force	L	2-3
# vs. Memphis	L	2-12
! vs. Portland	L	3-11
! vs. North Carolina	L	3-11
! vs. New Mexico	T	9-9
! vs. Gonzaga	L	0-19
! vs. Seton Hall	W	7-4
! vs. Penn	W	16-1
GEORGE MASON	L	0-8
at Towson	L	1-12
DUQUESNE	W	7-4
DUQUESNE	L	9-10
GEORGE WASHINGTON	W	6-5
BROWN	L	3-5
BROWN	W	4-2
BROWN	L	4-8
at UMBC	L	0-3
* LAFAYETTE	W	25-0
* LAFAYETTE	W	8-0
* LAFAYETTE	W	8-7
* LAFAYETTE	W	7-2
CATHOLIC	W	6-4
* at Lehigh	L	3-4
* at Lehigh	W	11-3
* at Lehigh	W	5-1
* at Lehigh	W	7-1
at George Washington	W	17-12
* at Army	W	3-0
* at Army	W	6-2 (8)
* at Army	L	5-9
* at Army	W	10-1
* BUCKNELL	W	3-2
* BUCKNELL	L	3-8
* BUCKNELL	L	4-13
* BUCKNELL	W	4-2
TEMPLE	L	3-13
* at Holy Cross	W	7-5
* at Holy Cross	W	18-4
* at Holy Cross	W	5-4 (11)
* at Holy Cross	L	6-8
^ vs. Holy Cross	W	8-4
^ at Bucknell	W	10-7
^ at Bucknell	L	4-7
^ at Bucknell	W	13-9
\$ at Alabama	L	3-16
\$ vs. South Alabama	L	0-10

** Patriot League game*
Service Academy Spring Classic
! Pepsi Johnny Quik Classic
^ Patriot League Tournament
\$ NCAA Tournament

2000 (24-20-1, 14-6)

Head Coach: Bob MacDonald

Captain: Tony Moore

at Jacksonville	L	6-22
vs. Kentucky	L	2-11
at Jacksonville	L	5-6
# vs. Ohio State	W	4-3 (8)
# vs. Air Force	L	0-5
# vs. Army	W	9-0
at East Carolina	L	9-10
at East Carolina	L	6-7
at East Carolina	L	2-3
vs. Kent State	L	3-8
at The Citadel	L	0-3
at The Citadel	L	3-16
at Charleston Southern	W	3-2
at Charleston Southern	W	9-7
at Charleston Southern	T	3-3 (8)
COLUMBIA	W	9-4
COLUMBIA	W	8-6
COLUMBIA	W	5-2
COLUMBIA	W	10-4
GEORGETOWN	W	8-6
* LEHIGH	W	7-2
* LEHIGH	W	3-2
* LEHIGH	W	3-2
* LEHIGH	L	10-14

at George Washington	L	5-6
* ARMY	L	5-6
* ARMY	W	4-1
* ARMY	L	6-11
* ARMY	W	4-3 (8)
TOWSON	W	10-3
* at Bucknell	L	7-9
* at Bucknell	L	6-14
* at Bucknell	W	7-3 (9)
* at Bucknell	W	6-3
at George Mason	L	1-22
* HOLY CROSS	W	4-1
* HOLY CROSS	W	4-2
* HOLY CROSS	W	13-0
* HOLY CROSS	W	14-6
* at Lafayette	W	13-1
* at Lafayette	W	13-1
* at Lafayette	W	7-6
* at Lafayette	L	1-6
^ ARMY	L	4-13
^ ARMY	L	7-8

** Patriot League game*
Service Academy Spring Classic
^ Patriot League Tournament

2001 (21-25-1, 14-6)

Head Coach: Steve Whitmyer

Captain: Scott Vane

at Virginia	L	1-9
at Virginia	L	3-10
at Virginia	L	2-6
# vs. Air Force	L	2-4
# vs. Memphis	L	2-11
# vs. Army	W	7-4
# vs. Army	W	12-10
! at Fresno State	L	1-10
! vs. Notre Dame	T	4-4 (10)
! vs. New Mexico	L	3-9
! vs. Portland	L	5-10
! vs. Bucknell	L	9-12 (8)
! vs. New Mexico	L	2-4
GEORGE WASHINGTON	L	2-3
DUQUESNE	L	2-3
DUQUESNE	L	7-8
DUQUESNE	W	2-0
DUQUESNE	W	4-0
at UMBC	W	12-11
* at Lehigh	W	6-4
* at Lehigh	W	7-4 (11)
* at Lehigh	W	21-4
* at Lehigh	L	3-4
GEORGE MASON	L	4-8
* at Army	L	8-14
* at Army	L	2-3
* at Army	W	6-2
* at Army	W	3-1
at Towson	L	2-13 (7)
* BUCKNELL	W	10-6
* BUCKNELL	W	4-1
* BUCKNELL	W	5-1
* BUCKNELL	L	3-5 (8)
at George Washington	L	3-16
at Georgetown	L	2-3
at Georgetown	W	10-7

* at Holy Cross	W	17-2
* at Holy Cross	W	6-4
* at Holy Cross	W	6-5 (8)
* at Holy Cross	L	1-4
TEMPLE	W	6-4
* LAFAYETTE	L	3-7
* LAFAYETTE	W	8-4
* LAFAYETTE	W	4-3
* LAFAYETTE	W	4-3
^ BUCKNELL	L	4-6
^ BUCKNELL	L	2-6

** Patriot League game*
Service Academy Spring Classic
! Pepsi Johnny Quik Classic
^ Patriot League Tournament

2002 (23-25, 13-7)

Head Coach: Steve Whitmyer

Captain: Dominic Nicolini

at Duke	L	4-6
at Duke	W	8-4
at Duke	L	4-8
at Old Dominion	L	4-5
at Old Dominion	L	3-5
at Old Dominion	L	0-7
# vs. Villanova	W	6-5
# vs. Air Force	L	9-11
# vs. Memphis	W	11-7
# vs. Villanova	W	4-0
vs. Rhode Island	W	5-3
at North Florida	L	3-14
at Stetson	L	3-6
at Stetson	L	7-10
vs. Butler	L	1-5
BROWN	L	1-11
PENN STATE	L	1-12
PENN STATE	L	7-10
* ARMY	W	3-2 (8)
* ARMY	W	3-2
* ARMY	W	12-11
* ARMY	L	3-10
* at Bucknell	L	0-2
* at Bucknell	L	3-4 (8)
* at Bucknell	W	6-4 (8)
* at Bucknell	L	1-4
at UMBC	L	4-7 (8)
at Maryland	L	4-5
* HOLY CROSS	W	8-1
* HOLY CROSS	W	3-2
* HOLY CROSS	L	2-3 (10)
* HOLY CROSS	W	5-3
MARYLAND	L	4-8
* at Lafayette	W	4-0
* at Lafayette	W	3-0
* at Lafayette	W	6-3
* at Lafayette	L	3-8
UMBC	W	9-5
at George Mason	W	3-2
* LEHIGH	L	2-4
* LEHIGH	W	4-3
* LEHIGH	W	2-0
* LEHIGH	W	8-7 (10)
^ LEHIGH	W	5-3
^ LEHIGH	W	11-7



2002 Midshipmen – NCAA Tournament

2019 NAVY BASEBALL

Year-By-Year Results

\$ vs. Richmond	L	5-15
\$ vs. George Washington	W	6-4
\$ at Wake Forest	L	1-13
* Patriot League game		
# Service Academy Spring Classic		
^ Patriot League Tournament		
\$ NCAA Tournament		

2003 (21-24, 12-8)

Head Coach: Steve Whitmyer

Captain: Rich McDevitt

at College of Charleston	L	3-6
at College of Charleston	L	2-9
at College of Charleston	L	1-11
# vs. Arkansas	L	1-8
at Virginia	L	1-12
vs. Notre Dame	L	3-7
at North Florida	L	3-9
vs. Eastern Illinois	W	8-7 (8)
vs. Eastern Illinois	W	15-1
vs. Creighton	L	2-7
vs. Notre Dame	L	2-11
UMBC	W	9-1
CONNECTICUT	L	4-6
HARTFORD	W	11-5
HARTFORD	W	24-2
at Maryland	L	5-6
* at Army	W	2-0
* at Army	W	5-1
* at Army	L	5-6
* at Army	W	8-5
GEORGETOWN	W	7-6
* BUCKNELL	L	1-4
* BUCKNELL	L	2-3 (9)
* BUCKNELL	W	2-1
* BUCKNELL	L	0-2

* at Holy Cross	W	4-1
* at Holy Cross	W	11-4
* at Holy Cross	W	6-3
* at Holy Cross	L	5-6
at Temple	L	8-17
* LAFAYETTE	W	5-0
* LAFAYETTE	W	2-0
* LAFAYETTE	W	4-3
* LAFAYETTE	L	5-7
GEORGETOWN	W	10-9
* at Lehigh	L	3-4
* at Lehigh	W	7-1
* at Lehigh	L	1-7
* at Lehigh	W	3-1
MARYLAND	L	2-7
at UMBC	L	1-5
^ vs. Lehigh	W	6-3
^ at Bucknell	W	16-3
^ at Bucknell	L	4-10
^ at Bucknell	L	9-20

* Patriot League game
Service Academy Spring Classic
^ Patriot League Tournament

2004 (14-36, 7-13)

Head Coach: Steve Whitmyer

Captain: Dean Farmer

at Duke	L	1-8
at Duke	L	3-15
at Old Dominion	L	0-7
at Old Dominion	W	4-2
at Old Dominion	L	6-8
at UMES	L	1-2
at UMES	L	2-3
# vs. Memphis	L	2-5
# vs. Air Force	L	0-7
# vs. Indiana	L	4-5 (11)
UMBC	W	5-4
PACE	L	1-2
PACE	W	5-2
PACE	W	3-1
UMES	W	9-3
DUKE	L	7-9
DUKE	L	7-10

at Point Loma Nazarene	L	3-6
at San Diego	L	0-14
at San Diego	L	1-8
at Georgetown	L	1-3
DELAWARE STATE	W	3-2
* at Bucknell	L	1-2
* at Bucknell	L	1-5
* at Bucknell	W	9-7
* at Bucknell	L	1-9
TEMPLE	L	9-15
GEORGE MASON	L	1-12
* HOLY CROSS	L	1-4
* HOLY CROSS	W	9-6
* HOLY CROSS	W	6-3
* HOLY CROSS	W	2-1
at George Washington	L	0-8
at Delaware State	L	7-11
* at Lafayette	W	10-9
* at Lafayette	L	6-18
* at Lafayette	L	3-10
* at Lafayette	L	2-4
COPPIN STATE	L	7-10
* LEHIGH	L	4-8
* LEHIGH	L	2-16
* LEHIGH	L	1-3
* LEHIGH	W	8-3
at UMBC	L	9-10
* ARMY	L	2-10
* ARMY	W	4-3
* ARMY	L	2-15
* ARMY	L	4-5 (11)
UMBC	W	6-2
at George Mason	L	11-12

* Patriot League game
Service Academy Spring Classic

2005 (12-33-1, 6-14)

Head Coach: Steve Whitmyer

Captain: Trevor Thompson

at Savannah State	W	17-8
at Savannah State	L	7-15
vs. Villanova	T	10-10 (8)
vs. Virginia Tech	L	0-9
# vs. Missouri	L	2-25
# vs. Air Force	W	5-3
# vs. Indiana	W	6-5 (12)
at VMI	L	0-4
at VMI	L	5-18
at East Carolina	L	5-6
at East Carolina	L	4-17
at East Carolina	L	0-14
at Duke	L	3-5
BOSTON COLLEGE	L	1-13
BOSTON COLLEGE	L	3-9
BOSTON COLLEGE	L	0-16
BUFFALO	L	2-7
BUFFALO	L	0-2
BUFFALO	L	0-8
GEORGETOWN	W	3-0
UMBC	L	2-11
* BUCKNELL	W	11-0
* BUCKNELL	W	3-2
* BUCKNELL	L	1-8
* BUCKNELL	L	7-18
* at Holy Cross	L	1-4
* at Holy Cross	L	9-10
* at Holy Cross	L	0-1
* at Holy Cross	W	5-3
at UMBC	W	7-2
* LAFAYETTE	L	1-5
* LAFAYETTE	W	3-2
* LAFAYETTE	L	4-9
* LAFAYETTE	L	4-10
at George Mason	L	1-14
* at Lehigh	L	5-10
* at Lehigh	W	6-4
* at Lehigh	L	0-3
* at Lehigh	W	6-1
COPPIN STATE	L	5-8
at Georgetown	W	8-3

* at Army	L	0-3
* at Army	L	1-6
* at Army	L	5-11
* at Army	L	2-3
GEORGE MASON	L	2-4

* Patriot League game
Service Academy Spring Classic

2006 (32-21-1, 8-12)

Head Coach: Paul Kostacopoulos

Captain: D.J. Faldowski

COPPIN STATE	W	8-2
COPPIN STATE	T	8-8 (11)
at Florida A&M	W	7-2
at Florida A&M	W	7-3
at Florida A&M	W	4-3
at Old Dominion	W	7-6
at Old Dominion	L	4-11
at Old Dominion	L	3-9
# vs. Indiana State	W	6-4
# vs. Air Force	W	11-6
# at Memphis	W	7-6
at Georgetown	L	5-8
CENTRAL CONN. ST.	W	4-3
CENTRAL CONN. ST.	W	5-2
CENTRAL CONN. ST.	L	9-12
UMBC	L	6-7
at UMES	W	14-0
at UMES	W	11-3
at UMES	W	11-7
MOUNT ST. MARY'S	W	5-1
MONMOUTH	W	4-3
MONMOUTH	W	5-4 (11)
MONMOUTH	L	6-7
GEORGETOWN	L	7-11
PRINCETON	W	2-1 (10)
PRINCETON	L	0-4
PRINCETON	W	3-2
at George Mason	W	11-9 (10)
* HOLY CROSS	W	10-1
* HOLY CROSS	W	4-2
* HOLY CROSS	W	2-1
* HOLY CROSS	W	7-5
* at Lafayette	W	4-0
* at Lafayette	L	0-5
* at Lafayette	L	4-6
* at Lafayette	W	7-2
at UMBC	W	5-1
* LEHIGH	L	2-3 (8)
* LEHIGH	L	2-6
* LEHIGH	L	3-7
* LEHIGH	L	4-13
GEORGE MASON	W	6-5
DELAWARE STATE	W	15-7
* vs. Army	L	0-4
* vs. Army	W	2-0
* ARMY	L	1-4
* ARMY	L	1-6
at Coppin State	L	7-8
* at Bucknell	L	0-3
* at Bucknell	L	8-10
* at Bucknell	L	6-8
* at Bucknell	W	13-12
COPPIN STATE	W	2-0
COPPIN STATE	W	11-3

2007 (35-20, 12-8)

Head Coach: Paul Kostacopoulos

Captain: Michael Garcia

at Florida A&M	W	12-3
at Florida A&M	L	5-6
at Florida A&M	W	5-1
IONA	W	7-1
IONA	W	4-2
IONA	W	5-4
DELAWARE STATE	W	7-4
# vs. Air Force	W	7-1
# vs. Air Force	W	7-5

# vs. Missouri	L	0-5
GEORGETOWN	W	2-1
CENTRAL CONN. ST.	L	1-9
CENTRAL CONN. ST.	L	2-5
CENTRAL CONN. ST.	W	1-0
MONMOUTH	W	2-1
MONMOUTH	L	2-5
MONMOUTH	W	2-1
MONMOUTH	W	7-0
MOUNT ST. MARY'S	L	3-18
BUFFALO	W	9-7
DUQUESNE	W	6-1
DUQUESNE	L	0-16
at George Mason	L	10-12
YALE	W	4-3
YALE	L	1-2
YALE	W	6-5 (11)
at Mount St. Mary's	W	16-3
* at Holy Cross	W	7-6
* at Holy Cross	W	12-8
* at Holy Cross	W	8-1
* at Holy Cross	W	11-7
* LAFAYETTE	L	2-3 (8)
* LAFAYETTE	L	0-5
* LAFAYETTE	L	3-6
* LAFAYETTE	W	4-3
at Coppin State	W	15-2 (7)
* at Lehigh	W	6-1
* at Lehigh	W	13-10
* LEHIGH	W	7-2
* LEHIGH	W	8-3
at Georgetown	L	3-6
GEORGE MASON	W	6-2
* at Army	L	3-4 (8)
* at Army	W	6-4
* at Army	L	0-1 (9)
* at Army	L	3-11
at Delaware State	L	3-4 (10)
* BUCKNELL	L	0-7
* BUCKNELL	W	7-1
* BUCKNELL	L	0-11
* BUCKNELL	W	7-6
UMES	W	3-0
UMES	W	1-0
UMES	W	10-4
^ vs. Army	L	3-5

* Patriot League game
Service Academy Spring Classic
^ Patriot League Tournament

2008 (32-25-1, 11-9)

Head Coach: Paul Kostacopoulos

Captain: Thomas Hamilton

# vs. Air Force	W	6-5
# vs. Air Force	W	16-5
# vs. Arkansas State	L	1-8
DARTMOUTH	L	0-1
DARTMOUTH	W	12-5
DARTMOUTH	L	3-4 (10)
UMBC	L	6-18
RHODE ISLAND	W	6-4
CENTRAL CONN. ST.	L	3-5
IONA	W	5-0
IONA	W	11-5
at Virginia	L	5-11
at UMES	W	20-6
MONMOUTH	W	6-3
MAINE	W	5-4
DUQUESNE	L	4-11
BELMONT ABBEY	W	11-9
PRINCETON	W	6-3
PRINCETON	W	2-1 (8)
PRINCETON	L	4-20
PRINCETON	W	3-2
TOWSON	W	8-7
* at Lafayette	L	1-2 (8)
* at Lafayette	W	3-2
* at Lafayette	W	13-5
* at Lafayette	W	6-5 (13)
at Maryland	L	6-13

* LEHIGH	W	5-2
* LEHIGH	W	4-1
* at Lehigh	W	4-2
* at Lehigh	L	5-6
at UMBC	L	7-8
GEORGETOWN	L	0-6
* ARMY	L	3-14
* ARMY	L	1-2 (8)
* ARMY	L	2-10
* ARMY	L	4-7
COPPIN STATE	W	16-6
at Georgetown	L	2-6
* at Bucknell	W	4-0
* at Bucknell	W	16-6
* at Bucknell	L	2-8
* at Bucknell	L	4-5
UMES	W	5-1
at Coppin State	W	13-3
* HOLY CROSS	W	6-5 (9)
* HOLY CROSS	W	9-3
* HOLY CROSS	L	5-11
* HOLY CROSS	W	2-1
at Delaware State	W	17-5
NEW YORK TECH	T	9-9
NEW YORK TECH	L	2-4
NEW YORK TECH	W	2-0
^ HOLY CROSS	L	0-6
^ HOLY CROSS	W	12-1
^ HOLY CROSS	W	9-5
% BUCKNELL	L	6-7
% BUCKNELL	L	7-8

2009 (20-26-1, 8-12)

Head Coach: Paul Kostacopoulos

Captain: JD Melton

# vs. Air Force	L	0-2
# vs. Pittsburgh	W	3-1
DELAWARE STATE	T	5-5 (11)
CORNELL	L	0-7
CORNELL	L	4-5
IONA	W	7-4
CENTRAL CONN. ST.	L	6-9
CENTRAL CONN. ST.	W	14-7
IONA	W	15-3
at Virginia	L	1-17
MONMOUTH	L	5-7 (11)
UMASS	W	6-5 (10)
MONMOUTH	L	5-11
at Georgetown	L	2-3 (10)
at Mount St. Mary's	L	7-10
PRINCETON	W	11-3
PRINCETON	L	0-4
PRINCETON	L	6-8
PRINCETON	L	2-5
GEORGETOWN	L	6-10
* LAFAYETTE	W	5-4
* LAFAYETTE	L	1-2
* LAFAYETTE	W	2-1 (8)
* LAFAYETTE	W	13-4
MARYLAND	L	3-7
* at Lehigh	W	3-1
* at Lehigh	W	4-3
* at Lehigh	L	5-6
* at Lehigh	L	0-6
at UMBC	W	10-1
* at Army	L	6-9
* at Army	L	0-6
* at Army	L	5-11
* at Army	W	12-10
at Towson	W	9-3
* BUCKNELL	L	2-8
* BUCKNELL	W	16-8
* BUCKNELL	L	4-6
* BUCKNELL	L	4-9
UMES	W	10-6
at UMES	W	10-7

2019 NAVY BASEBALL

Year-By-Year Results

* at Holy Cross	L	8-13
* at Holy Cross	W	12-11
* at Holy Cross	L	5-9
* at Holy Cross	L	2-9
at Delaware State	W	8-4
NEW YORK TECH	W	12-5
* Patriot League game		
# Service Academy Spring Classic		

2010 (30-21, 7-13)

Head Coach: Paul Kostacopoulos		
Captain: Steven Soares		
# vs. Delaware State	W	13-3
# vs. Iona	W	7-2
# at N.C. Central	W	9-2
MD EASTERN SHORE	W	12-10
vs. Air Force	W	17-5
vs. Air Force	L	4-12
vs. Air Force	W	10-9 (11)
COPPIN STATE	W	13-5
CENTRAL CONN STATE	W	12-9
CENTRAL CONN STATE	W	14-8
CENTRAL CONN STATE	W	5-4 (11)
MOUNT ST. MARY'S	L	3-6
MONMOUTH	L	1-3
IONA	W	8-5
IONA	W	5-2
IONA	W	6-2
PRINCETON	L	2-6
PRINCETON	W	5-3
PRINCETON	W	10-4
PRINCETON	L	3-4
at Georgetown	L	2-5
UMBC	W	1-0
UMBC	L	1-2
UMBC	W	4-3
at Maryland	L	1-5
* LEHIGH	L	2-4
* LEHIGH	W	9-7
* LEHIGH	L	2-5
* LEHIGH	W	7-0
GEORGE WASHINGTON	W	9-6
* ARMY	L	6-8
* ARMY	L	3-11
* ARMY	W	4-2
* ARMY	L	2-5
at MD Eastern Shore	W	11-3
* at Bucknell	L	4-5
* at Bucknell	W	11-8
* at Bucknell	L	0-1
* at Bucknell	L	4-7
TOWSON	W	11-4
* HOLY CROSS	W	4-3
* HOLY CROSS	W	9-0
* HOLY CROSS	L	3-8
* HOLY CROSS	L	1-6
at Coppin State	W	12-7
* at Lafayette	L	5-7
* at Lafayette	L	8-10
* at Lafayette	L	6-7
* at Lafayette	W	20-5
at Delaware State	W	4-3
DELAWARE STATE	W	3-0
* Patriot League game		
# Eagle Baseball Classic		

2011 (33-25-1, 12-8)

Head Coach: Paul Kostacopoulos		
Captain: Jeff Bland		
at Presbyterian	L	5-12
at Presbyterian	L	5-12
at Presbyterian	L	7-10
at Maryland	L	3-8
# vs. Air Force	L	2-8
# vs. Air Force	W	6-4
# vs. Air Force	W	13-3
COPPIN STATE	L	11-13
UMBC	W	4-3
CENTRAL CONN STATE	W	3-2
CENTRAL CONN STATE	W	9-3



2011 Midshipmen – NCAA Tournament

COPPIN STATE	W	4-3 (12)
at Towson	T	8-8 (10)
vs. Central Michigan	L	8-9
vs. Massachusetts	W	7-3
vs. Chicago State	W	17-14
vs. Jacksonville State	W	8-5
YALE	L	0-1
YALE	W	15-7
YALE	L	4-6
YALE	W	11-4
PRINCETON	W	7-2
PRINCETON	W	8-7
PRINCETON	W	4-3
PRINCETON	L	8-12
* at Lehigh	L	2-6
* at Lehigh	W	9-5
* at Lehigh	W	9-4
* at Lehigh	W	12-2
GEORGETOWN	W	9-2
* at Army	L	0-3
* at Army	W	4-3
* at Army	W	3-2
* at Army	L	5-6 (10)
at George Mason	L	6-13
* BUCKNELL	L	1-2
* BUCKNELL	W	5-2
* BUCKNELL	W	6-5 (8)
* BUCKNELL	L	7-15
MD EASTERN SHORE	W	10-3
* at Holy Cross	L	6-8
* at Holy Cross	W	10-8
* at Holy Cross	W	11-2
* at Holy Cross	W	5-2
at Georgetown	L	2-17
* LAFAYETTE	W	4-2
* LAFAYETTE	L	8-9
* LAFAYETTE	L	3-4
* LAFAYETTE	W	4-2
at MD Eastern Shore	W	14-3
DELAWARE STATE	L	1-14
% BUCKNELL	L	0-1 (16)
% BUCKNELL	W	6-1
% BUCKNELL	W	6-0
% ARMY	W	4-3
% ARMY	L	3-6
% ARMY	W	5-3
\$ at Virginia	L	0-6
\$ vs. East Carolina	L	1-6

* Patriot League game
Freedom Classic, Kinston, N.C.
% Patriot League Tournament
\$ NCAA Charlottesville Regional, Charlottesville, Va.

2012 (23-29, 9-11)

Head Coach: Paul Kostacopoulos		
Captain: Alex Azor		
at North Carolina A&T	W	3-1
at North Carolina A&T	L	2-7
at North Carolina A&T	W	11-4
MD EASTERN SHORE	W	21-1
# vs. Air Force	L	7-8 (10)

# vs. Air Force	L	4-10
# vs. Air Force	W	7-4
CENTRAL CONN STATE	W	4-3
CENTRAL CONN STATE	L	2-3
TOWSON	L	2-9
No. 25 MARYLAND	L	2-4
at UMBC	L	6-15
UMBC	W	15-2
UMBC	W	6-1
vs. Eastern Illinois	W	9-6
vs. Bradley	L	2-3 (10)
vs. Illinois State	L	5-6
vs. Northwestern	W	6-5
MOUNT ST. MARY'S	L	6-10
PRINCETON	L	6-10
PRINCETON	L	2-4 (8)
PRINCETON	W	7-5
at Georgetown	W	6-3
* ARMY	L	0-2
* ARMY	L	2-6
* ARMY	L	5-9 (9)
* ARMY	L	2-7
COPPIN STATE	W	5-0
* at Bucknell	L	2-3 (10)
* at Bucknell	W	3-2
* at Bucknell	W	3-2
* at Bucknell	L	3-10
GEORGE MASON	L	6-8
* HOLY CROSS	L	4-8
* HOLY CROSS	L	3-6
* HOLY CROSS	W	8-2
* HOLY CROSS	L	3-15
at Maryland-Eastern Shore	W	10-0
DELAWARE STATE	L	1-4
* at Lafayette	W	13-3
* at Lafayette	W	21-3
* at Lafayette	W	10-2
* at Lafayette	W	4-1
at George Washington	L	9-10 (10)
* LEHIGH	L	1-4
* LEHIGH	L	2-3
* LEHIGH	W	5-1
* LEHIGH	W	2-1
COPPIN STATE	W	17-12
at Delaware State	L	4-6
% at Holy Cross	L	0-1
% at Holy Cross	L	2-4 (10)
* Patriot League game		
# Freedom Classic, Kinston, N.C.		
% Patriot League Tournament		

* Patriot League game
Freedom Classic, Kinston, N.C.
% Patriot League Tournament

2013 (28-23, 13-7)

Head Coach: Paul Kostacopoulos		
Captain: Joel Rinehart		
at Norfolk State	W	4-3
at Norfolk State	L	6-7
at Norfolk State	W	13-1
COPPIN STATE	L	8-10
# Air Force	W	3-1
# Air Force	L	7-8
# Air Force	W	3-2

# Air Force	L	3-13
CENTRAL CONN.	L	1-7
CENTRAL CONN.	W	3-2
CENTRAL CONN.	L	2-4
CENTRAL CONN.	L	4-6
vs. LIU-Brooklyn	W	12-0
vs. North Dakota State	L	1-5
vs. Valparaiso	L	1-7
vs. No. 24 Indiana	L	0-4
vs. Miami (Ohio)	L	0-6
vs. Yale	W	6-5
DELAWARE STATE	W	12-10
PRINCETON	W	8-2
PRINCETON	W	2-1
PRINCETON	L	4-10
PRINCETON	W	5-4 (11)
MD EASTERN SHORE	W	9-4
* at Army	W	7-1
* at Army	W	4-2
* at Army	W	15-4
* at Army	L	7-14
at Towson	W	5-3
* BUCKNELL	W	2-1 (11)
* BUCKNELL	L	4-8
* BUCKNELL	L	1-3
* BUCKNELL	L	10-16
at Coppin State	L	6-7
* at Holy Cross	W	10-3
* at Holy Cross	L	9-10
* at Holy Cross	W	5-1
* at Holy Cross	W	7-1
at MD-Eastern Shore	W	13-2
* LAFAYETTE	W	4-3 (10)
* LAFAYETTE	L	6-7 (10)
* LAFAYETTE	W	1-0 (10)
* LAFAYETTE	W	7-2
at Delaware State	W	7-2
* at Lehigh	W	5-3
* at Lehigh	W	6-1
* at Lehigh	W	4-2
* at Lehigh	W	12-5
GEORGE WASHINGTON	L	2-5
% ARMY	L	2-4
% ARMY	L	3-7
* Patriot League game		
# Freedom Classic, Kinston, N.C.		
% Patriot League Tournament		

2014 (23-28, 9-11)

Head Coach: Paul Kostacopoulos		
Captain: Kash Manzelli		
at Florida A&M	W	2-0
at Florida A&M	L	2-3 (10)
at Florida A&M	L	3-7
# Air Force	W	3-0
# Air Force	L	0-2
# Air Force	L	1-9
CORNELL	W	4-2
CORNELL	L	2-3
CORNELL	L	2-4 (11)
PENN	W	2-1
MONMOUTH	W	4-3
TOWSON	L	2-3
WASHINGTON COLL.	W	9-3
UMBC	L	3-8
QUINNIPIAC	W	15-0
QUINNIPIAC	W	3-2
QUINNIPIAC	L	3-4
QUINNIPIAC	W	8-4
DELAWARE STATE	W	12-1
PRINCETON	L	0-1
PRINCETON	W	9-4
PRINCETON	W	8-2
PRINCETON	L	2-4
at UMBC	W	9-7
* at Bucknell	L	1-2
* at Bucknell	L	1-4
* at Bucknell	L	0-1
* at Bucknell	L	2-5
COPPIN STATE	W	6-5

* HOLY CROSS	L	1-6
* HOLY CROSS	W	13-2
* HOLY CROSS	W	3-1
* HOLY CROSS	L	3-6
MD-EASTERN SHORE	L	4-10
at MD-Eastern Shore	L	7-8
* at Lafayette	W	6-0
* at Lafayette	L	4-5
* at Lafayette	W	9-8
* at Lafayette	L	7-9
at Maryland	L	4-11
* LEHIGH	W	3-2 (9)
* LEHIGH	W	7-2
* LEHIGH	W	2-1
* LEHIGH	W	4-1
at Delaware State	L	8-13
* ARMY	W	4-0
* ARMY	L	1-2
* ARMY	L	0-1
* ARMY	L	4-5
% at Bucknell	L	5-16
% at Bucknell	L	4-8
* Patriot League game		
# Freedom Classic, Kinston, N.C.		
% Patriot League Tournament		

2015 (37-20, 13-7)

Head Coach: Paul Kostacopoulos		
Captain: Anthony Parenti		
at North Carolina A&T	W	8-1
at North Carolina A&T	W	11-6
at North Carolina A&T	L	9-10
! MD-Eastern Shore	L	0-3 (10)
! MD-Eastern Shore	W	5-0
! MD-Eastern Shore	W	11-5
COPPIN STATE	W	20-1
# Air Force	L	1-2
# Air Force	W	5-3
# Air Force	L	2-6
DELAWARE STATE	W	10-3
IONA	W	2-1
IONA	W	7-1
DELAWARE STATE	W	13-2
TOWSON	W	3-2
NYIT	W	4-2
NYIT	W	1-0
NYIT	L	4-7
NYIT	W	15-4
GEORGETOWN	L	1-8
PRINCETON	L	3-4
PRINCETON	W	4-2
PRINCETON	W	3-1
PRINCETON	L	2-3
at UMBC	L	0-2
* BUCKNELL	W	4-2
* BUCKNELL	W	7-1
* BUCKNELL	W	2-1 (10)
* BUCKNELL	W	6-5 (14)
COPPIN STATE	W	12-7
* at Holy Cross	W	1-0 (8)
* at Holy Cross	L	2-3
* at Holy Cross	L	1-9
* at Holy Cross	L	1-5
at MD-Eastern Shore	W	3-2 (10)
* LAFAYETTE	W	2-1 (8)
* LAFAYETTE	L	8-11
* LAFAYETTE	W	3-2 (12)
* LAFAYETTE	W	8-6
at Delaware State	W	15-7
* at Lehigh	W	4-0
* at Lehigh	W	21-1
* at Lehigh	L	2-3
* at Lehigh	L	4-5
UMBC	L	1-9
* at Army	W	2-1
* at Army	W	5-3
* at Army	W	3-0
* at Army	L	2-3
at Georgetown	W	8-5
CHESTNUT HILL COL.	W	6-2

2019 NAVY BASEBALL

Year-By-Year Results

% LAFAYETTE	L	8-10
% LAFAYETTE	W	12-0
% LAFAYETTE	W	8-0
% LEHIGH	L	3-7
% LEHIGH	W	9-8 (11)
% LEHIGH	L	3-4 (10)

* Patriot League game

! Kinston High School, Kinston, N.C.

Freedom Classic, Kinston, N.C.

% Patriot League Tournament

2016 (43-16-1, 15-5)

Head Coach: Paul Kostacopoulos

Captain: Robert Currie

at North Carolina A&T	W	6-1
at North Carolina A&T	W	14-8
at North Carolina A&T	W	11-4
# Air Force	W	3-1
# Air Force	W	5-0
# Air Force	L	5-10
DELAWARE STATE	W	20-4
CENTRAL CONN.	L	2-3
CENTRAL CONN.	L	2-9
CENTRAL CONN.	L	1-8
MD-EASTERN SHORE	W	11-2
YALE	W	8-2
YALE	W	3-2
YALE	W	11-4
YALE	T	2-2 (7)
BUFFALO	W	6-2
at Towson	W	6-5
RUTGERS	W	3-2
NJIT	W	7-3
NJIT	W	4-0
at UMBC	L	4-5
PRINCETON	W	1-0
PRINCETON	W	7-0
PRINCETON	L	1-4
PRINCETON	W	1-0
at MD-Eastern Shore	W	16-4
HOLY CROSS *	L	1-3
HOLY CROSS *	L	2-4
HOLY CROSS *	W	9-0
HOLY CROSS *	W	4-2
at Georgetown	W	6-5
at Lafayette *	W	7-0
at Lafayette *	W	8-4
at Lafayette *	W	19-6
at Lafayette *	L	5-7
at Delaware State	W	16-4
LEHIGH *	W	3-0
LEHIGH *	L	2-9
LEHIGH *	W	3-0
LEHIGH *	W	10-3
UMBC	L	4-6
ARMY *	W	3-2
ARMY *	W	6-2
ARMY *	W	7-3
ARMY *	W	3-1
at George Mason	W	13-9
at Bucknell *	W	2-0
at Bucknell *	W	7-4
at Bucknell *	W	15-0
at Bucknell *	L	4-6
CHESTNUT HILL COL.	W	13-1
% BUCKNELL	L	3-9
% BUCKNELL	W	5-3
% BUCKNELL	W	13-6
% HOLY CROSS	W	2-1 (10)
% HOLY CROSS	L	2-3
% HOLY CROSS	W	1-0
\$ at No. 17 N.C. State	L	8-13
\$ Saint Mary's	W	8-5 (13)
\$ at No. 17 N.C. State	L	1-17

* Patriot League game

Freedom Classic, Kinston, N.C.

% Patriot League Tournament

\$ NCAA Raleigh Regional, Raleigh, N.C.

2017 (37-17, 16-4)

Head Coach: Paul Kostacopoulos

Captain: Kyle Condry

at North Carolina Central	L	2-3
at North Carolina Central	L	7-8
at North Carolina Central	W	9-6
# Air Force	W	11-3
# Air Force	L	8-19
# Air Force	L	2-3 (10)
GEORGETOWN	L	3-11
CORNELL	L	2-5
CORNELL	W	8-7
CORNELL	L	5-8
MD EASTERN SHORE	W	17-5
CENTRAL CONN.	W	7-3
MARIST	W	3-2
CENTRAL CONN.	W	11-6
DELAWARE STATE	W	3-2
NYIT	W	10-5
NYIT	W	15-3
NYIT	W	12-0
NYIT	W	10-2
at Delaware State	W	18-0
PRINCETON	W	9-5
PRINCETON	L	2-4
PRINCETON	L	2-5
PRINCETON	W	8-6
at Georgetown	W	6-2
at Holy Cross * (RI)	L	3-6
at Holy Cross * (RI)	W	11-8
at Holy Cross * (NE)	W	6-1
at Holy Cross * (NE)	L	7-8
WOFFORD	L	3-6
COPPIN STATE	W	11-3
LAFAYETTE *	W	4-1
LAFAYETTE *	W	10-6
LAFAYETTE *	W	7-1
LAFAYETTE *	W	9-6
TOWSON	W	11-6
at MD Eastern Shore	W	13-5
at Lehigh *	W	2-1 (9)
at Lehigh *	W	3-2
at Lehigh *	W	1-0
at Lehigh *	W	11-5
GEORGE MASON	W	11-2
at Army *	W	7-3
at Army *	L	2-9
at Army *	W	7-2
at Army *	W	10-6
BUCKNELL *	L	0-5
BUCKNELL *	W	5-4 (10)
BUCKNELL *	W	6-1
BUCKNELL *	W	11-1
UMBC	L	1-10
SUSQUEHANNA	W	3-0
% BUCKNELL	L	1-4
% BUCKNELL	L	0-5

* Patriot League game

Freedom Classic, Kinston, N.C.

(RI) - Played at Brown Univ., Providence, R.I.

(NE) - Played at New England Baseball

Complex, Northborough, Mass.

% Patriot League Tournament

2018 (38-16, 18-7)

Head Coach: Paul Kostacopoulos

Captain: Logan Knowles

! Gardner-Webb	L	0-12
at Wake Forest	W	5-2
! Georgetown	W	2-1
# Air Force	W	16-1
# Air Force	W	6-4
# Air Force	L	10-11 (16)
UMBC	W	7-0
COPPIN STATE	W	3-1
NJIT	W	4-0
NJIT	L	1-7
NJIT	L	1-4
NJIT	W	7-1
MD EASTERN SHORE	W	16-1

RIDER	W	10-4
RIDER	W	5-3
RIDER	W	4-3 (10)
at MD Eastern Shore	W	13-6
at Delaware State	W	23-5
at Bucknell *	L	2-10
at Bucknell *	W	3-2
at Bucknell *	W	5-1
at Bucknell *	W	12-6
HOLY CROSS *	L	1-3 (11)
HOLY CROSS *	W	5-1
\$ Army *	L	3-5 (10)
\$ Army *	L	2-8
COPPIN STATE	W	11-3
LAFAYETTE *	W	6-0
LAFAYETTE *	W	20-9
LAFAYETTE *	W	10-9 (11)
DELAWARE STATE	W	7-4
at Holy Cross *	W	1-0
at Holy Cross *	W	9-5
at Holy Cross *	L	2-3 (10)
GEORGETOWN	L	2-3
LEHIGH *	W	2-1
LEHIGH *	L	4-7 (10)
LEHIGH *	W	7-1
BUCKNELL *	W	6-4
& Army *	W	4-0
at Army *	W	2-1
at Army *	W	8-0
at Lehigh *	L	0-1
at Lehigh *	W	6-1
at Lafayette *	W	10-4
at Lafayette *	W	9-7
LONGWOOD	W	2-1
LONGWOOD	W	7-1
LONGWOOD	L	2-10
% HOLY CROSS	L	2-4
% HOLY CROSS	W	4-0
% HOLY CROSS	W	4-1
% ARMY	L	5-8
% ARMY	L	3-5

* Patriot League game

! - Played at Wake Forest, Winston-Salem, N.C.

- Freedom Classic, Kinston, N.C.

\$ - Played at Camden Yards, Baltimore, Md.

& - Played at Fenway Park, Boston, Mass.

% - Patriot League Tournament

2019 NAVY BASEBALL

Navy's MLB Draft Picks & National Award Winners

MLB First-Year Player Draft Picks

2003 Matt Foster - P (13th round, Toronto)
 2007 Mitch Harris - P (24th round, Atlanta)
 2007 Jonathan Johnston - C (42nd round, Oakland)
 2008 Mitch Harris - P (13th round, St. Louis)
 2008 Oliver Drake - P (43rd round, Baltimore)
 2012 Alex Azor - OF (10th round, Toronto)
 2012 Preston Gainey - P (11th round, Milwaukee)
 2015 Stephen Moore - P (10th round, Atlanta)
 2016 Luke Gillingham - P (37th round, Toronto)

Players Reaching the Major Leagues

1921 Nemo Gaines - LHP
 (Washington Senators, Debut: June 26, 1921)
 2015 Mitch Harris - RHP
 (St. Louis Cardinals, Debut: April 25, 2015)

All-Americans (Team)

1959 Fred Marsh - OF (2nd)
 1961 Chuck Davis - P (2nd)
 1980 Rich Seiler - 2B (3rd)
 1986 Drew Tanner - P (2nd)
 1993 Todd Butler - SS (3rd)
 1994 Marcus Lee - 1B (HM)
 2006 Mitch Harris - P (3rd)
 2007 Mitch Harris - UT (3rd)
 2015 Luke Gillingham - P (2nd) - Louisville Slugger
 Luke Gillingham - P (2nd) - NCBWA
 Sean Trent - OF (3rd) - NCBWA
 2016 Luke Gillingham - P (2nd) - Louisville Slugger
 Luke Gillingham - P (3rd) - NCBWA
 2018 Zach Biggers - 2B (2nd) - Louisville Slugger
 Noah Song - P (HM) - Perfect Game

Preseason All-Americans (Team)

1995 Steve Mauro - OF, Toby Moore - P
 2007 Mitch Harris - P (3rd)
 2016 Luke Gillingham - P (2nd)
 2018 Zach Biggers - 2B (2nd) - Collegiate Baseball
 Noah Song - P (3rd) - Collegiate Baseball
 Noah Song - P (3rd) - Perfect Game

Freshman All-Americans (Team)

1998 Dave Self - SP
 2000 Jake Miller - SS
 2002 Pete Curnow - OF (HM)
 2007 Drew Lydon - 3B
 2008 Mike Guadagnini - 2B (HM)
 2010 Ben Nelson - SP
 2011 Taylor Cato - OF
 2016 Noah Song - SP (2nd) - NCBWA
 2016 Noah Song - SP - Louisville Slugger
 2017 Zach Biggers - 2B - Louisville Slugger
 2017 Jacob Williamson - 3B - Louisville Slugger
 2018 Jared Leins - P - Collegiate Baseball

ABCA All-Region (Team)

1995 Toby Moore - P (2nd)
 1996 Tom McLemore - P (1st)
 1998 Todd Benke - SS (1st)
 1998 Mark Zematis - DH (2nd)
 1999 Shane Groover - P (2nd)
 2006 Mitch Harris - P (1st)
 2007 Mitch Harris - P (2nd)
 2008 Thomas Hamilton - 1B (2nd)
 Michael Speciale - OF (2nd)
 2015 Luke Gillingham - P (1st)
 Sean Trent - OF (1st)
 2016 Luke Gillingham - P (1st)
 Noah Song - P (2nd)
 2017 Travis Blue - SS (2nd)
 2018 Noah Song - P (1st)
 Zach Biggers - 2B (2nd)
 Stephen Born - OF (2nd)

Golden Spikes Award Watch List (National Player of the Year)

2015 Luke Gillingham (Semifinalist)
 2016 Luke Gillingham (Midseason)

Dick Howser Trophy Semifinalist Watch List (National Player of the Year)

2015 Luke Gillingham

Brooks Wallace Award Watch List (National Player of the Year)

2007 Mitch Harris
 2008 Mitch Harris
 2009 Michael Speciale

National Pitcher of the Year Watch List (National College Baseball Hall of Fame Award)

2015 Luke Gillingham
 Jett Meenach
 2016 Luke Gillingham

Roger Clemens Award Watch List (National Pitcher of the Year)

2006 Mitch Harris
 2007 Mitch Harris

NCBWA Stopper-of-the-Year Watch List

2007 JD Melton
 2008 JD Melton
 2012 Joel Rinehart
 2013 Joel Rinehart

Senior CLASS Award

(CLASS - Celebrating Loyalty and Achievement for Staying in School)

2017 Adrian Chinnery (1st)
 2018 Stephen Born (1st)



Noah Song Continues Run in Cape Cod Baseball League

Before blocks of summer training and classes at the Naval Academy, senior RHP Noah Song to the Cape Cod Baseball Leagues.

Following his first year in the summer league in 2017 with the Harwich Mariners, Song returned to the league in 2018 and pitched for the Orleans Firebirds.

The premier summer collegiate baseball league in the nation, the Cape Cod Baseball League consists of 10 teams playing a 44-game schedule from mid-June through early August. Song was recruited to and played for the Orleans Firebirds.

In 2017 with the Harwich Mariners, Song finished his season with a statistical line of 10.0 innings pitched and three runs allowed on 12 hits and two walks with nine total strikeouts. He had an 0-1 record and 2.70 ERA over his stay with the Mariners.

During his second season in the Cape Cod Baseball League, Song appeared in two games and posted an ERA of 3.37 in eight innings of work, where he retired nine via strikeouts. He made his first start against the Bourne Braves he allowed three runs on five hits in five innings.

Song made his second appearance on June 21 against the Brewster Whitecaps where he tossed three scoreless frames surrendering just two hits and recording six strikeouts out of the bullpen.

2019 NAVY BASEBALL

Mitch Harris Debuts With St. Louis Cardinals, April 21, 2015

THE CALL UP

On Monday, April 21, 2015, Mitch Harris, United States Naval Academy graduate of 2008, received the word that he would be called up to join the St. Louis Cardinals' major league baseball organization. Harris took the roster spot of Peter Bourjos, who was placed on the paternity leave list. The Cardinals began a three-game road series at the Washington Nationals on Tuesday, April 22.

After spending nearly the entire exhibition season with St. Louis on their Spring Training roster, Harris was sent to the club's Triple-A organization, the Memphis Redbirds in late March. He appeared in four games in relief for the Redbirds and earned saves over the Iowa Cubs and Omaha Storm Chasers in early season action.

During his time at Navy, Harris was a top two-way talent as he compiled a career record of 20-13 with a 2.51 ERA and 291 strikeouts over 222.1 innings pitched between 2005 and 2008. As a field player, he hit .295 with 105 runs scored, 16 home runs and 112 RBI. His strikeout total is second best all-time at Navy, while his win total is eighth. Offensively, his runs, home runs and RBI number all place him amongst the top-20. A two-time All-American, Harris was a member of the All-American Third Team in 2006 before earning a spot on the honorable mention list in 2007.

After graduating the Academy in 2008, Harris was drafted by the Cardinals in the 13th round of that year's Major League Baseball draft, but his service to the United States called and he was commissioned into the United States Navy for the next five years. In 2013 with his active military obligations fulfilled, he rejoined the Cardinals organization, which had held out his playing rights for five years. In two seasons in the minor leagues, Harris had appeared in 66 games and posted a 2.77 ERA with a 6-3 record and 76 strikeouts over 94.1 innings pitched.

THE DEBUT

MILWAUKEE – As he sat on the bullpen bench watching Adam Wainwright get helped off the field, Mitch Harris received the summons he's been waiting on for so long. He called the circumstances "bittersweet," but with his debut on Saturday, Harris became the first graduate of the United States Naval Academy since Nemo Gaines in 1921 to appear in a Major League game.

Harris, who was called up on Tuesday, threw 1 1/3 scoreless innings in the Cardinals' 5-3 win over Milwaukee. He struck out the first batter he faced, Adam Lind, and will go home with the ball he threw past the Brewers cleanup hitter.

"When the phone call came in, obviously it hit me that this is finally happening," said Harris, a former lieutenant in the Navy. "But once I hit the field, it's just like every other day. It's the same game, the same things happening. I think once the warm-ups were finished I really felt, 'OK, now I'm ready.'"

It took Harris nearly seven years to reach a Major League mound after being a 13th-round First Year Player Draft pick by the Cardinals. In between, he met his five-year service requirement in the Navy, during which he spent time in the Persian Gulf and South America. Two of his shipmates from the USS Ponce, the first of two ships Harris sailed on, were, along with Harris' fiancée, in attendance at Miller Park.

After striking out Lind, Harris allowed a pair of hits and two walks before being relieved by Matt Belisle. Belisle stranded Harris' two runners with key sixth-inning strikeouts to preserve what was then a two-run lead.

"He did a real nice job," manager Mike Matheny said of Harris. "He came in and did exactly what we hoped he would do. We just made the best of a bad situation."

By Jenifer Langosch / MLB.com



2019 NAVY BASEBALL

All-Time League & Academic Honors

League Pitcher of the Year

1982 Bob Adrion (EIBL)
 1986 Drew Tanner (EIBL)
 1995 Toby Moore (Patriot League)
 1997 Kevin Carlson (Patriot League)
 1998 Shane Groover (co) (Patriot League)
 1999 Shane Groover (Patriot League)
 2000 Shane Groover (Patriot League)
 2006 Mitch Harris (Patriot League)
 2014 Anthony Parenti (Patriot League)
 2015 Luke Gillingham (Patriot League)
 2016 Luke Gillingham (Patriot League)
 2017 Kyle Condry (Patriot League)

Patriot League Player of the Year

1993 Marcus Lee
 1994 Marcus Lee
 1995 Brian Bernth
 1998 Toph Lake
 2014 Kash Manzelli
 2015 Sean Trent
 2017 Travis Blue



Patriot League Defensive Player of the Year

2018 Zach Biggers

Patriot League Rookie of the Year

2011 Taylor Cato
 2016 Noah Song

Patriot League Coach of the Year

1993 Joe Duff (co)
 1995 Bob MacDonald
 1998 Bob MacDonald
 2000 Bob MacDonald
 2002 Steve Whitmyer
 2011 Paul Kostacopoulos
 2015 Paul Kostacopoulos
 2016 Paul Kostacopoulos
 2018 Paul Kostacopoulos

Patriot League Tournament MVP

1994 Steve Mauro
 1998 Luke Braham
 1999 Pat Klokow
 2002 Matt Foster
 2011 Ben Nelson
 2016 Leland Saile

Patriot League All-Tournament Team

2007 Thomas Hamilton, Mitch Harris
 2008 Kendall Bolt, Thomas Hamilton, Oliver Drake
 2011 Ben Nelson, Alex Azor, Nick Driscoll, Preston Gainey
 2012 Preston Gainey, Ben Nelson
 2013 Dave Milanec, Anthony Parenti
 2014 Robert Currie, Kash Manzelli
 2015 Kyle Condry, Connor Deneen, Ben McGrath
 2016 Stephen Born, Leland Saile, Sam Sorenson, Sean Trent
 2017 Kyle Condy, Noah Song
 2018 Stephen Born, Michael Cortiz, Sean Kamhoot

ECAC All-Stars (Team)

1993 Marcus Lee - 1B (1st)
 1994 Marcus Lee - 1B (2nd)
 1998 Todd Benke - SS (2nd)
 Mark Zematis - DH (2nd)
 2014 Anthony Parenti - P (2nd)
 2015 Luke Gillingham - P (2nd)
 Sean Trent - OF (2nd)
 2016 Luke Gillingham - P (2nd)
 2017 Travis Blue - SS (2nd)
 Kyle Condry - SP (2nd)
 Logan Knowles - OF (2nd)
 Leland Saile - OF (2nd)
 2018 Noah Song - P (1st)
 Zach Biggers - 2B (2nd)

Patriot League All-Decade Team, 1990-00

Todd Butler, SS - Class of '93
 Marcus Lee, 1B - Class of '94
 Steve Mauro, OF - Class of 95
 Toby Moore, P - Class of '95
 Brian Bernth, OF - Class of '96
 Shane Groover, P - Class of '00


Patriot League 25th Anniversary Team, 1990-2015

Marcus Lee - Class of '94
 Steve Mauro - Class of '95
 Toby Moore - Class of '95
 Brian Bernth - Class of '96
 Toph Lake - Class of '98
 Shane Groover - Class of '00
 Mitch Harris - Class of '08

All-League Selections (Team)

EIBL: 1960-92; Patriot League: 1993-present
 1960 Joe Bellino - C
 1961 Chuck Davis - P
 1962 Harvey Cybul - C; Robert Foyle - OF
 1963 Roger Staubach - OF
 1965 Patrick Graham - P; William Sorenson - 2B
 1966 Allan Lemerande - 3B
 1967 Dennis Burke - C
 1970 Scott Semko - 2B; Dennis Losh - OF
 1973 Steve Odgen - OF
 1974 Ron Clipp - 3B
 1975 Ron Clipp - 3B; Mark Haas - OF
 1976 Ron Clipp - 3B; Edward Abner - OF
 1977 Prentiss Hall - 1B
 1978 Mike Mullikin - SS
 1979 Jim McKee - C (1st); Rich Seiler - 2B (1st); Mike Mullikin - SS (1st); Paul Kelleher - P (2nd); Scott Martin - OF (2nd)
 1980 Rich Seiler - 2B; Mike Mullikin - SS; Jim Roberts - 3B
 1981 Jim Roberts - 3B; Steve Komlo - OF

1982 Bob Adrion - P; Andy Loferski - OF
 1983 Andy Loferski - OF
 1984 Craig Michael - P (2nd); Mike Leeney - SS (2nd)
 1985 Drew Tanner - P (1st); Bob Dishman - 2B (1st); Ted Wallace - C (2nd)
 1986 Drew Tanner - P (1st); Dave Landwehr - P (1st); Mike Leeney - 2B (1st); Steve Wieman - P (2nd)
 1987 Steve Wieman - P (1st); Ted Wallace - C (1st); Mike Schultx - OF (1st); Ed Olshaw - 2B (2nd); Todd Bibza - P (2nd); Chris Fatheree - SS (2nd)
 1988 Steve Wieman - P (1st); Todd Bibza - P (2nd)
 1991 Matt Maloney - 1B (1st); Marcus Lee - DH (1st); Sam Mowery - OF (2nd)
 1992 Andy Payne - 3B
 1993 Marcus Lee - 1B (1st); Todd Butler - SS (1st); Steve Mauro - OF (1st)
 1994 Toby Moore - P (1st); Marcus Lee - 1B (1st); Andy Payne - 3B (1st); Steve Mauro - OF (1st); Scott Wilson - P (2nd); Brian Bernth - OF (2nd)
 1995 Toby Moore - P (1st); Brian Bernth - OF (1st); Steve Mauro - DH (1st); Tom McLemore - P (2nd); Toph Lake - OF (2nd)
 1996 Tom McLemore - P (1st); John Ferri - RP (1st); Tony Mauro - 2B (1st); Brian Bernth - OF (1st); Toph Lake - DH (1st); Matt Smith - 1B (2nd); Todd Benke - 3B (2nd); Nate Paukovits - C (2nd); Mike Adams - OF (2nd); Paul Johnson - OF (2nd)
 1997 Kevin Carlson - P (1st); Scott Kozink - P (2nd); Toph Lake - OF (2nd)
 1998 Shane Groover - P (1st); Mark Zematis - DH (1st); Todd Benke - SS (1st); Toph Lake - OF (1st); Pat Klokow - C (2nd); Luke Braham - OF (2nd)
 1999 Shane Groover - P (1st); Mark Zematis - 1B (1st); Tony Mauro - SS (1st); Scott Kozink - P (2nd)
 2000 Shane Groover - P (1st); Luke Braham - OF (1st); Mark Zematis - 1B (2nd); Jason Guidos - 2B (2nd); Jake Miller - SS (2nd); Dave Woolsey - C (2nd); Tony Moore - OF (2nd)
 2001 Matt Foster - P (1st); Willie Gury - DH (1st); Nick Sylvester - 3B (1st); John Cocca - OF (2nd); Brad Deafenbaugh - RP (2nd)
 2002 Andy Froistad - P (1st); Bryan Koehler - RP (1st); Rich McDevitt - P (2nd); John Cocca - OF (2nd); Pete Curnow - OF (2nd)
 2003 Rich McDevitt - P (1st); Craig Candeto - OF



Four-Time All-League Honoree Toph Lake

2019 NAVY BASEBALL

All-Time League & Academic Honors

- (1st); Pete Curnow - OF (1st); Matt Foster - DH (1st); Andy Froistad - P (2nd); Rusty Hearn - 1B (2nd); Matt Lukevics - 2B (2nd)
- 2004 Jared Munde - 1B (1st); Burgess Nichols - P (1st)
- 2005 Trevor Thompson - OF (2nd)
- 2006 Mitch Harris - P (1st); Jonathan Johnston - C (2nd); Ryan McGinn - OF (2nd)
- 2007 Thomas Hamilton - 1B (1st); Michael Garcia - 2B (1st); Mitch Harris - SP (2nd); Mitch Harris - DH (2nd); JD Melton - RP (2nd); Drew Lydon - 3B (2nd)
- 2008 Thomas Hamilton - 1B (1st); Mike Guadagnini - 2B (1st); Kendall Bolt - 3B (1st); Michael Speciale - OF (1st); JD Melton - RP (1st); Renaldo Hollins - OF (2nd)
- 2009 Luke Roberts - RP (1st); Steven Soares - C (2nd)
- 2010 Michael Speciale - OF (1st); Alex Azor - OF (1st); Ben Nelson - SP (2nd); Matthew Curley - 2B (2nd)
- 2011 Wes Olson - RP (1st); Dave Milanes - DH (1st); Sam Long - SP (2nd); Johnny Schoberl - SP (2nd); Greg Dupell - 1B (2nd); Nick Driscoll - 2B (2nd)
- 2012 Alex Azor - OF (1st); Greg Dupell - 3B (2nd); Preston Gaaney - SP (2nd)
- 2013 Stephen Moore - SP (1st); Dave Milanes - C (1st); Greg Dupell - OF (1st); Joel Rinehart - RP (2nd); Kash Manzelli - 1B (2nd)
- 2014 Anthony Parenti - SP (1st); Kash Manzelli - 1B (1st); Drew Hayes - 3B (1st); Travis Blue - SS (1st); Robert Currie - OF (2nd)
- 2015 Luke Gillingham - SP (1st); Adrian Chinnery - C (1st); Sean Trent - OF (1st); Robert Currie - OF (2nd); Jett Meenach - RP (2nd)
- 2016 Luke Gillingham - SP (1st); Sam Sorenson - RP (1st); Adrian Chinnery - C (1st); Robert Currie - OF (1st); Connor Deneen - OF (1st); Stephen Born - DH (1st); Noah Song - SP (2nd)
- 2017 Kyle Condry - SP (1st); Jett Meenach - RP (1st); Travis Blue - SS (1st); Logan Knowles - OF (1st); Leland Saile - OF (1st); Noah Song - SP (2nd); Adrian Chinnery - C (2nd)
- 2018 Noah Song - SP (1st); Christian Hodge - 1B (1st); Zach Biggers - 2B (1st); Logan Knowles - OF (1st); Liam Lowery - DH (1st); Jared Leins - RP (2nd); Michael Cortiz - SS (2nd); Stephen Born - OF (2nd)

Academic All-Americans (Team)

- 1970 Dennis Losh - OF (2nd)
- 1972 George Voelker - 1B (2nd)
- 1982 Tom Kiser - OF (3rd)
- 1984 Bob Dishman - 2B (3rd)
- 1985 Bob Dishman - 2B (3rd)
- Mike Leeney - SS (HM)
- 1986 Mike Leeney - SS (2nd)
- 2005 Trevor Thompson - OF (1st)
- 2016 Sean Trent - OF (2nd)
- Stephen Born - DH (3rd)
- 2017 Stephen Born - OF (3rd)
- 2018 Stephen Born - OF (1st)

League Male Scholar-Athlete of the Year

- 1995 Toby Moore
- 2005 Trevor Thompson

League Sport Scholar-Athlete of the Year

- 1995 Toby Moore
- 2003 Dean Farmer
- 2005 Trevor Thompson

Academic All-Patriot League Team (Year)

- 2011 Greg Dupell
- 2013 Johnny Schoberl
- 2015 Jack Keller
- 2016 Stephen Born
- Sean Trent
- 2017 Stephen Born
- 2018 Stephen Born, Michael Cortiz

Patriot League Academic Honor Roll (Year)

Highest total - 7 (2013, 2014, 2017, 2018)

- Jonathan Berkowitz (2009)
- Stephen Born (2015, 16, 17, 18)
- Greg Bryant (2011, 12)
- Chris Campbell (2013)
- Chris Cannon (2014)
- Robert Currie (2014)
- Brad Deafenbaugh (1999, 2001)
- Connor Deneen (2016)
- Andy Dombrowski (1995)
- Mark Ehmann (1994)
- D.J. Faldowski (2004)
- Dan Falkner (2001)
- Dean Farmer (2002, 03, 04)
- Mark Foris (2007)
- Stephen Geiss (2012)
- Luke Gillingham (2014, 2016)
- Tommy Goodridge (2018)
- Steve Goocey (2001, 02, 03)
- Mark Guadagnini (2008)
- Andrew Hahn (2011, 12)
- Thomas Hamilton (2008)
- Chris Harris (1998)
- Kevin Heasley (2008)
- Ryan Hefner (2006)

- Ed Hoak (1995, 96, 98)
- Jack Keller (2012, 13, 14, 15)
- Matt Kilby (2011, 12, 13, 14)
- Logan Knowles (2018)
- Joe Koessler (2003, 04, 05, 06)
- Scott Koscho (2016, 17)
- Ryan Lamb (2010)
- Jared Leins (2018)
- Ben Lowe (2018)
- Will Mahan (2001, 02, 03)
- Kash Manzelli (2013)
- Kevin McKelvey (2014)
- Tom McLemore (1997)
- Andrew Mild (2000)
- Toby Moore (1994, 95)
- Jared Munde (2005)
- Jeff Murdza (2009, 10)
- Kyle Murray (1994)
- Erik Ostmo (1993)
- Brian Pennell (2000)
- Zach Poelma (2002, 03)
- Dallas Redden (2013)
- Joel Rinehart (2013)
- Leland Saile (2017)
- Andrew Sauer (2016, 17)
- Gabe Schilke (2017, 18)
- John Schoberl (2012, 13)
- Trey Seabrooke (2017)
- Michael Speciale (2010)
- Isaac Taylor (2015)
- Trevor Thompson (2003, 04, 05)
- Craig Trent (1998)
- Sean Trent (2015)
- Ryan Turner (2014)
- Thomas VanDam (2005)
- Scott Vane (2001)
- Matt White (2006, 07)
- Matthew Wilcox (2016, 17, 18)
- Steve Williams (1994)

2018 Patriot League Honorees



ZACH BIGGERS

Defensive Player of the Year
.980 FLD %, 94 PO, 154 A, 253 C



PAUL KOSTACOPOULOS

Coach of the Year
Regular-Season Champions

2019 NAVY BASEBALL

All-Time Letterwinners

Name (Avg., HR, RBIs/W-L, ERA).....Class	Lettered
Aaron, Rex (.190, 0, 9).....1973	1971
Abbott, James.....1912	1909-12
Abner, Edward (.307, 12, 61).....1977	1975-77
Abshire, Ben (4.4, 6, 12).....2001	1998-99
Acalin, Steve (.303, 7, 64).....1982	1981-82
Acree, Russell.....1974	1973
Adair, Jamie (.196, 0, -).....1938	1936-38
Adams, Mike (.318, 3, 46).....1996	1995-96
Adams, Richard.....1915	1912-15
Adrian, Bob (18-5, 3.87).....1982	1981-82
Ahn, Aaron (.276, 0, 2).....2021	2018
Alexander, William (.200, 0, -).....1922	1920, 22
Allison, Louis.....1895	1893
Alter, Louis (.262, 0, 5).....1954	1952
Amos, Marc (.176, 0, 8).....1996	1994
Amos, Richard (.109, 0, 3).....2007	2004
Anderson, Frederick (7-9, 3.96).....1959	1957-58
Anderson, Guy (.365, 2, -).....1937	1935-37
Anderson, Milton.....1911	1909-10
Anderson, Ralph (.205, 1, 7).....1940	1939-40
Anderson, Walter.....1903	1902-03
Anderson, William.....1949	1948
Armstrong, Edmund (.342, 2, 35).....1948	1945-48
Armstrong, George.....1950	1950
Armstrong, Parker.....1942	1941
Arnold, Robert (.301, 0, 14).....1969	1968
Arthur, Glenn (1-0, 1.59).....1955	1955
Ashcraft, Thomas.....1928	1928
Ashinhurst, Chris (.299, 1, 50).....2004	2002-04
Asserson, William.....1897	1894
Aukland, Bruce (.254, 4, 53).....1972	1970-72
Austen, Phil (.257, 0, 17).....1981	1980-81
Azor, Alex (.330, 1, 101).....2012	2009-12

Name (Avg., HR, RBIs/W-L, ERA).....Class	Lettered
Bacon, Allen.....1908	1906-08
Bacon, Paul (0-2, 4.19).....1967	1965-66
Bagnard, Gary (.319, 0, 27).....1960	1959-60
Bailey, Greg (0-5, 9.09).....1999	1996
Baker, Harold (.283, 0, -).....1922	1922
Baker, Leicester.....1923	1919
Baker, Ralph.....1920	1919
Baker, Tom (.234, 1, 45).....1984	1983-84
Baldocchi, Bob (.261, 2, 72).....1983	1981-83
Bandhauer, William (3-4, 1.89).....1973	1971-72
Bannon, Philip.....1895	1893
Barbaree, Robert (.205, 0, 13).....1977	1975-77
Barbour, Henry.....1944	1943
Barchet, Stephen (.263, 0, -).....1924	1921-24
Barnes, Cassius.....1895	1893-95
Barrett, Raymond.....1965	1965
Bartek, Andrew (9-3, 3.24).....2016	2013-16
Barthalow, Benjamin.....1900	1899-00
Bartucci, John (.154, 0, 1).....1957	1956
Bassett, Prentiss.....1904	1902-04
Bates, Neil (4-6, 3.19).....1957	1955
Battle, Charlton.....1910	1907-08
Bauer, Rudolph (2-4, -).....1930	1928
Bayly, Mark (.308, 1, 40).....1986	1985-86
Baysinger, Cleaves (5-0, 4.47).....1949	1946
Beach, Brent (.276, 1, 28).....1994	1992-94
Beacham, Ralph.....1935	1935
Beall, Robert.....1917	1914-15
Beans, Brandon (.263, 3, 71).....2014	2011-14
Becker, Robert (6-5, 3.14).....1974	1973-74
Behney, Gary (.183, 0, 7).....1974	1972-73
Bellino, Joe (.335, 6, 58).....1961	1959-61
Benke, Todd (.348, 9, 118).....1998	1995-98
Bennett, Clarence (.226, 0, 4).....1954	1953
Benson, Timothy (.230, 3, 23).....1978	1977-78
Berkowitz, Jonathan (.275, 7, 5/14, 7.85).....2010	2007-10
Bernth, Brian (.333, 5, 112).....1996	1994-96
Bernier, Frank.....1900	1899-00
Bernier, John (.174, 0, 9).....1951	1949-50
Bickel, B.J. (.204, 1, 28).....2007	2004, 06-07
Biggers, Zach (.338, 5, 54).....2020	2017-18
Bixby, Kenneth (.100, 0, 0).....1950	1950
Bizba, Todd (17-9, 2.67).....1988	1985-88
Blakeslee, Victor.....1920	1917-19

Blanchard, James (.200, 0, -).....1927	1927
Bland, Jeff (.262, 12, 98).....2011	2008-11
Blodgett, Harry.....1917	1915-16
Blount, Thomas (.178, 0, 5).....1941	1940
Blue, Donald (.282, 1, 8).....1942	1940-41
Blue, Travis (.282, 4, 125).....2017	2014-17
Boit, Kendall (.296, 9, 119).....2010	2007-10
Bolton, Robert.....1920	1917-18
Bomarito, Douglas (.256, 0, 7).....1968	1967-68
Boney, Paisley (.219, 0, 28).....1950	1947-49
Bongard, Charles (.315, 1, 22).....1971	1969-71
Bordone, Richard (.255, 0, 16).....1954	1952-54
Born, Stephen (.315, 5, 133).....2018	2015-18
Borosak, Brad (.260, 2, 70/2-4, 2.21).....2015	2012-15
Borries, Fred.....1935	1933-35
Bowler, Roland (.281, 1, 22).....1944	1943-44
Boyd, James.....1938	1938
Brady, Colin (10-0, 4.58).....2018	2015-18
Brady, Patrick (.205, 0, 7).....2017	2014-15
Bratford, Robert (.143, 0, 0).....1942	1940-41
Braham, Luke (.330, 14, 102).....2000	1998-00
Bramer, John.....1974	1974
Branco, Robert (.162, 0, 3).....1966	1965-66
Brandley, Frank (3-3, -).....1929	1928-29
Brendle, William (.254, 0, 13).....1948	1947-48
Brennan, John (.241, 0, 2).....1943	1941-42
Bresko, Carl (5-8, 5.10).....1991	1991
Brill, Stephanie.....1993	1992
Brown, Matt (.143, 1, 8).....1976	1974
Brown, Richard (.295, 3, 35).....1960	1958-60
Brubeck, Neil (.211, 1, 12).....2002	2002
Bruckel, Jerome (12-8, 3.04).....1939	1937-39
Bryan, Robert (.278, 0, 3).....1947	1947
Bryant, Greg (.185, 0, 7).....2014	2011-12
Buchanan, Richard (13-5, 2.16).....1968	1966-68
Buck, Bruce (.306, 10, 54).....1977	1975-77
Buck, Roger (.209, 1, 24).....1950	1947-50
Bumgardner, Mark (6-2, 3.38).....1975	1973-75
Bunce, Peris.....1932	1931-32
Burdett, Paul (10-2, 2.49).....1945	1943-44
Burke, Dennis (.242, 0, 24).....1969	1967-69
Burnett, Brad (2-2, 6.69).....1999	1996
Burris, Robert (4-1, 5.56).....2003	2000
Burton, Ronald (28-6, 1.74).....1948	1945-48
Butler, Todd (.303, 8, 67).....1993	1990-93
Byers, John.....1912	1911
Byng, John (.267, 0, -).....1931	1929-31

Name (Avg., HR, RBIs/W-L, ERA).....Class	Lettered
Caldwell, Henry (.226, 0, -).....1927	1927
Calhoun, Walter.....1917	1914-16
Callaghan, Daniel.....1911	1910-11
Campbell, Chris (.227, 1, 25).....2013	2011-13
Campbell, Robert (200, 0, 19).....1963	1962-63
Candeto, Craig (.277, 15, 75).....2004	2001-04
Cannon, Chris (.194, 1, 11).....2015	2012-15
Carlson, Dave (0-1, 8.64).....1976	1976
Carlson, Drew (6-4, 4.12).....2010	2008-10
Carlson, Gary (5-2, 2.87).....1961	1959-61
Carlson, Kevin (18-15, 4.28).....1997	1994-97
Camey, Arthur (.283, 1, -).....1924	1923
Cassidy, William.....1934	1933-34
Castellano, Francis.....1990	1988-90
Cato, Taylor (.342, 0, 14/2-1, 8.14).....2014	2011
Chace, Frank (.240, 0, 8).....1953	1951-52
Champagne, Lynn (3-4, 3.83).....1974	1972-73
Childs, Harold.....1902	1899-02
Chinnery, Adrian (.284, 4, 83).....2017	2014-17
Chuday, Richard (.287, 0, 11).....1954	1952-53
Clark, Douglas (.167, 0, -).....1940	1939
Clark, Howard.....1921	1919-20
Clingan, Dane (8-2, 3.71).....1980	1978
Clipp, Ron (.298, 4, 43).....1976	1973-75
Cloughley, Sterling.....1921	1918-20
Cocca, John (.272, 2, 50).....2002	2000-02
Cochran, Steve (9-5, 5.36).....1984	1982-83
Cochran, Walker.....1913	1911-12
Coffey, Jake (1-0, 3.52).....2013	2012
Coffman, Clovis (237, 0, -).....1928	1928
Cohen, Albert.....1907	1906
Colton, J.P. (0-0, 4.85).....2019	2016
Condra, Edward (.301, 0, -).....1927	1925, 27

Condry, Kyle (16-10, 3.78).....2017	2014-17
Connolly, Charlie (1-1, 6.55).....2021	2018
Connolly, Ed.....1980	1980
Connolly, Martin.....1918	1914, 16-17
Cook, Terry (.250, 8, 59).....1977	1974-77
Cooke, Lemuel (.312, 2, -).....1939	1937-39
Coombs, Robert (4-6, -).....1932	1931-32
Coonan, Mike (12-11, 4.24).....1990	1989-90
Cooney, Matt (7-10, 5.80).....2003	2000-03
Cooper, Charles.....1943	1942
Cooper, Jacob (.333, 0, -).....1926	1924
Cooper, Robert (4-1, 6.21).....1988	1986-87
Coritz, Michael (.289, 0, 20).....2020	2017-18
Corigan, Joseph (.281, 4, 43).....1951	1949-51
Coughlin, George (16-14, 4.31).....2017	2014-17
Coulter, Jack (.314, 0, 3).....1946	1944
Cox, Robert (.195, 1, 10).....1982	1979
Craig, Wyatt.....1921	1917
Creighton, Richard (.080, 0, 0).....1970	1970
Cricchi, John (1-1, 8.18).....1953	1951
Crum, Matt (.291, 1, 26).....1997	1995-97
Cuneo, Richard (.237, 0, 13).....1963	1961
Curley, Matthew (.299, 3, 59).....2010	2007-10
Curnow, Pete (.314, 0, 22).....2005	2002-04
Currie, Robert (.329, 1, 105).....2016	2013-16
Curry, Hal (.330, 2, 14).....1946	1944-46
Cybul, Harvey (.288, 1, 29).....1962	1960-62

Name (Avg., HR, RBIs/W-L, ERA).....Class	Lettered
Dague, William.....1908	1907-08
D'Amico, William (4-6, 4.20).....1977	1975
Daunis, Stanley.....1934	1933-34
Davenport, Edgar (12-7, -).....1933	1933
Davis, Chuck (29-4, 1.04).....1961	1959-61
Davis, John (13-1, 3.20).....1944	1942-43
Dawson, Edward (.276, 0, 28).....1954	1952-54
Deafenbaugh, Brad (12-8, 5.00).....2001	1999-01
Decker, Edward.....1961	1961
DeSch, Russell (.258, 0, 10).....1955	1955
Deitz, Terry (.298, 6, 62).....1982	1979-82
Deneen, Connor (.277, 2, 62).....2016	2013-16
Delano, Francis (1-2, 2.20).....1960	1958-59
Delmas, Kirk (25-0, 2.20).....1988	1987-88
DeVos, Peter (.268, 0, 13).....1971	1971
Diaz, Eddie (.217, 0, 3).....2011	2009
Dishman, Bob (.288, 1, 53).....1985	1982-85
Dixon, Robert (.286, 0, -).....1927	1927
Dobony, Charles (.306, 0, 5).....1950	1949-50
Dodd, Edwin.....1900	1899
Dombrowski, Andy (.265, 0, 14).....1995	1995
Donnelly, Michael (3-0, 0.71).....1966	1964-65
Dorsey, Joshua (1-2, 3.19).....1950	1950
Dougal, Robert (.370, 1, 14).....1964	1963-64
Douglas, Archibald.....1908	1908
Dowling, Patrick.....1946	1945
Doyle, Austin.....1920	1918-19
Drake, Oliver (9-6, 3.48).....2010	2007-08
Driftmire, David.....1986	1984-86
Driscoll, Nick (.248, 5, 85).....2011	2008-11
Duden, Henry (.250, 6, 23).....1946	1944-46
Duffey, Ryan (.269, 0, 4).....2021	2018
Dukiet, William (.289, 1, 20).....1967	1965-66
Dupell, Greg (.320, 15, 119).....2013	2011-13
Duquette, James (.314, 0, 8).....1947	1946-47
Durgin, David (.167, 0, 4).....1955	1954-55
Durgin, Edward (.225, 0, -).....1922	1922
Dworsky, Alan.....1954	1954

Name (Avg., HR, RBIs/W-L, ERA).....Class	Lettered
Eaton, Thomas (.255, 1, 12).....1956	1956
Eckert, Yale (6-7, 4.57).....2010	2007-08
Edwards, Alfred.....1940	1940
Ehmann, Mark (.250, 0, 6).....1996	1994
Eichler, George (3-0, 2.70).....1964	1962
Elder, Nicholas (6-2, 2.23).....2020	2017-18
Eliason, Mitch (2-0, 6.48).....2003	2002-03
Elliot, Joseph (5-4, -).....1938	1936-37
Ellis, Hayne.....1900	1899-00
Elmore, Josh (0-1, 5.91).....2014	2011-12
Emerich, Philip.....1918	1917
Enderly, Richard (0-1, 1.50).....1971	1969

Engdahl, Chris (.275, 1, 39).....1990	1987-90
Engelhardt, Egon (3-2, -).....1931	1930
English, Robert.....1911	1909-10
Erskine, William.....1918	1917
Erwin, Vincent.....1911	1909-10
Eshleman, Donald (.241, 0, 9/4-5, 2.71).....1966	1964-66
Ettinger, Edward (14-2, 2.35).....1961	1959-61
Evans, Lucian (.296, 0, 10).....1959	1958-59
Evans, Paul (.250, 0, 0).....1979	1978-79

Name (Avg., HR, RBIs/W-L, ERA).....Class	Lettered
Falconer, Roy (.000, 0, 1).....1942	1940
Faldowski, D.J. (.254, 1, 30).....2006	2003-06
Falkner, Dan (.244, 2, 16).....2001	2001
Farmer, Dean (.252, 5, 39).....2004	2002-04
Fatheree, Chris (.325, 1, 40).....1989	1987-89
Faust, Tony (10-5, 3.52).....1989	1987, 89
Fenno, Frank (.358, 0, -).....1925	1924
Ferguson, Jack (2-0, 4.87).....2021	2018
Ferr, John (4-5, 3.57).....1996	1995-96
Ferrick, Jack (.205, 2, 11).....2009	2007
Finos, Victor (.294, 3, 13).....1946	1943-45
Fisher, Ed (.194, 0, 10).....1975	1973-74
Fisher, Hilbert.....1915	1912-13, 15
Fisher, Melvyn (.222, 0, 4).....1955	1953
Fisher, Thomas.....1918	1914-17
FitzGerald, William.....1931	1930-31
Fleming, Arthur.....1925	1921
Fletcher, Patrick (7-1, 1.72).....1971	1969
Flynn, Joseph (.235, 0, 2).....1959	1958
Fontenot, Robert.....1995	1994-95
Forbes, Donald (2-5, 7.75).....1950	1949-50
Foris, Mark (2-2, 5.46).....2008	2006-07
Fortino, Anthony (.167, 0, 3).....1969	1968-69
Foster, Greg (7-2, 7.12).....1994	1993
Foster, Matt (.277, 3, 37/13-8, 3.75).....2003	2000-03
Foyle, Robert (.337, 1, 32).....1962	1960-62
Frahler, Andrew (.345, 11, 67/11-2, 3.36).....1948	1945-48
Frahler, Donald (.000, 0, 0).....1972	1972
Franklin, Wade.....2005	2004
Freeland, Christopher.....2014	2014
Froistad, Andy (13-7, 3.69).....2004	2001-04

Name (Avg., HR, RBIs/W-L, ERA).....Class	Lettered
Gadrow, Victor.....1935	1933-34
Gaffigan, John.....1948	1948
Gaines, Willard.....1921	1919-21
Gaines, Preston (5-3, 3.16).....2014	2011-12
Galloway, Chuck (.287, 1, 28).....1963	1961-62
Galloway, Thomas (.292, 4, 29/7-4, 2.01).....1971	1969-71
Gammage, Dwayne (1-0, 6.14).....2014	2011
Garcia, Michael (.318, 1, 29).....2007	2005-07
Garney, Jim (1-0, 4.82).....1976	1974
Garrod, Timothy.....1981	1979-81
Gebert, Wesley (.300, 0, 2).....1942	1941
Geiss, Stephen (2-5, 7.71).....2013	2011-13
Gentner, William (.407, 0, -).....1930	1928-30
Gibson, Charles (.250, 0, -).....1937	1936-37
Gibson, Craig (16-5, 4.05).....1983	1980-83
Gill, Charles.....1907	1905-06
Gillam, Edwin.....1910	1907-09
Gillingham, Luke (22-14, 2.40).....2016	2013-16
Gillis, Arthur (.308, 1, 18).....1944	1942-43
Glover, Robert.....1915	1912-13, 15
Golden, Mike (.301, 1, 35).....1976	1974-76
Goldwaith, Faulkner.....1907	1905-06
Gontkovic, Mark (.224, 1, 24).....1976	1974-76
Goocey, Steve (3-3, 5.75).....2003	

2019 NAVY BASEBALL

All-Time Letterwinners

Greenhoe, Duane (3-3, 2.64).....	1957	1956
Griffin, John (143, 0, -).....	1925	1925
Griffith, Mike (228, 1, 16).....	1993	1990-91
Groover, Shane (25-11, 3.65).....	2000	1997-00
Grossi, Sante (2-1, 3.52).....	2021	2018
Guadagnini, Mark (.357, 0, 1/0-0, 16.20).....	2008	2008
Guadagnini, Mike (.327, 9, 76).....	2011	2008-10
Gubbins, William (.160, 0, -).....	1930	1927-29-30
Guerra, Zachary (.275, 0, 9).....	2000	1997
Guest, Richard (.225, 0, 8).....	1956	1954
Guidos, Jason (.262, 1, 56).....	2002	1999-02
Gunkle, Bruce (2-1, 5.09).....	1963	1962
Gury, Willie (.281, 3, 37).....	2001	2001

H

Name (Avg., HR, RBIs/W-L, ERA).....Class	Lettered
Haas, Mark (.296, 3, 38).....	1976.....1973-76
Haerlin, Fred (.240, 0, -).....	1926.....1925
Hager, Brad (.279, 6, 40).....	2003.....2002-03
Hahn, Andrew (.251, 5, 56).....	2012.....2009-12
Hale, Fletcher (0-0, -).....	1937.....1936
Hall, John.....	1913.....1912-13
Hall, Prentiss (.300, 1, 35).....	1978.....1976-78
Hambusch, Phillip.....	1909.....1906-09
Hamel, Louis (.274, 0, 6).....	1954.....1952, 54
Hamilton, Stuart.....	1916.....1913, 16
Hamilton, Thomas (.335, 7, 122).....	2008.....2005-08
Hamilton, Thomas (0-0, 5.40).....	1955.....1953
Hamilton, Thomas (.331, 0, -).....	1927.....1925, 27
Hammond, Tim (1-4, 5.53).....	2009.....2006
Hamner, Edward.....	1901.....1899-01
Hannegan, Edward (.292, 0, -).....	1928.....1926-27
Hansen, Frederic (.296, 0, 6).....	1943.....1942
Hardman, Eugene (.293, 1, 14).....	1966.....1964-65
Hargrove, Trey (.077, 0, 0).....	2002.....2002
Harris, Chris (.207, 1, 14).....	1999.....1998
Harris, Dale (.417, 1, -).....	1924.....1921-24
Harris, Joseph.....	1909.....1909
Harris, Mitch (.295, 16, 112/20-13, 2.51).....	2008.....2005-08
Hart, Charles.....	1926.....1926
Hartman, Charles.....	1920.....1920
Harwood, Harold (.250, 0, 11).....	1942.....1940-41
Hawkins, William (.291, 7, 40/6-4, 3.34).....	1950.....1947-50
Hawthorne, John (3-0, 2.89).....	1959.....1958-59
Hayes, Drew (.242, 0, 22).....	2016.....2013-15
Hayes, John.....	1924.....1924
Hearn, Rusty (.277, 1, 54).....	2003.....2000-03
Heasley, Kevin (4-2, 4.94).....	2008.....2005/07-08
Hederman, Thomas (.374, 0, -).....	1923.....1922-23
Hefner, Ryan (11-13, 4.47).....	2006.....2003-06
Hegarty, Roderick (.244, 0, 7).....	1953.....1951
Heiden, Charles (.270, 3, 22).....	1957.....1955-56
Heisser, Arthur (2-0, -).....	1924.....1924
Heller, Jordan (1-6, 7.28).....	2014.....2011-12
Henderson, Kevin (.215, 0, 15).....	2000.....1999
Henderson, Robert.....	1897.....1894-95
Hennessy, Daniel (3-1, 0.99).....	1963.....1962-63
Henry, James.....	1896.....1894-95
Herrick, Robert (1-3, 6.37).....	2006.....2004
Heykens, Ryan (0-2, 8.82).....	2006.....2003-04
Hicks, Allen (.286, 0, -).....	1928.....1928
Hicks, Walter.....	1915.....1913-15
Higgins, Thomas (.288, 0, 9).....	1944.....1942-43
Hill, Gerald (5-4, 3.53).....	1960.....1958-60
Hill, Robert (.387, 5, 30).....	1948.....1945-46
Hineman, Donald (.000, 0, 0).....	1945.....1944
Hlopak, Edward (.226, 0, 9).....	1965.....1964-65
Hoak, Ed (7-10, 5.93).....	1998.....1995-98
Hodge, Christian (.263, 10, 63).....	2019.....2016-18
Hodgkins, Edward.....	1932.....1931-32
Hoffman, David.....	1962.....1962
Hofstedt, Peter (4-0, 1.80).....	1958.....1956-57
Hogan, Howard (.256, 1, -).....	1922.....1921-22
Hogshead, Robert.....	1945.....1944
Hogue, Wayne (.291, 0, 12).....	1972.....1970-71
Hollins, Renaldo (.277, 0, 59).....	2008.....2005-08
Holloway, Jeffrey (5-1, 2.66).....	1977.....1977
Hooper, Joseph.....	2002.....2001
Hoosier, Mike (.271, 7, 60).....	2010.....2007, 09-10
Hower, James.....	1971.....1971

Howsare, Charlie (.180, 0, 8).....	1988	1986
Hubal, Augustine (.276, 0, 10).....	1953	1951
Huggins, Jonathan (.196, 1, 6).....	2015	2013
Hughes, Roger.....	1968	1968
Humphreys, Charles (.308, 0, -).....	1922	1919-21
Hunter, William.....	1931	1931
Hurley, Thomas.....	1932	1931-32
Hurt, Philip (10-3, 3.42).....	1943	1941-42
Hurt, William.....	1922	1917

I

Name (Avg., HR, RBIs/W-L, ERA).....Class	Lettered
Iams, George (.281, 0, 12).....	1981.....1978
Ingram, William (.368, 4, 12).....	1938.....1936-38
Izard, Walter.....	1895.....1893-94

J

Name (Avg., HR, RBIs/W-L, ERA).....Class	Lettered
Jackson, Justin (.118, 0, 2).....	2004.....2002
Jackson, Matt (0-0, 5.32).....	2013.....2012
Jacobus, Arthur (.244, 1, 9).....	1946.....1943-45
Jacomet, Rachel.....	1992.....1991
Jarrell, Henry (4-2, -).....	1927.....1925
Jenson, Henry.....	1897.....1895
Johnson, Daniel (.194, 0, 5).....	1969.....1968-69
Johnson, Paul (.302, 0, 23).....	1997.....1996
Johnson, Roy (2-1, -).....	1929.....1927-28
Johnston, Jonathan (.270, 2, 57).....	2006.....2003-06
Jones, Chance (.232, 2, 26).....	2014.....2012
Jones, Marius (.319, 9, 62).....	1986.....1984-86
Jones, Raymond.....	1909.....1908-09
Jones, Robert.....	1947.....1947

K

Name (Avg., HR, RBIs/W-L, ERA).....Class	Lettered
Kahn, Mike (1-3, 4.60).....	1997.....1994
Kamhoo, Sean (.222, 0, 9/7-3, 2.76).....	2018.....2015, 17-18
Keen, Cleo.....	1932.....1931
Keith, Robert (.314, 0, -).....	1928.....1928
Kelleher, Paul (12-7, 2.64).....	1980.....1979-80
Keller, Jack (.215, 0, 27).....	2015.....2013-15
Kelley, Patrick (.239, 0, 11).....	1962.....1960-62
Kelly, Matthew (11-6, -).....	1923.....1922-23
Kelly, Mike (.310, 2, 39).....	1984.....1983-84
Kenis, TJ (2-3, 5.73).....	2012.....2009
Kerek, George (11-3, 1.38).....	1973.....1971-73
Kettelhodt, Henry (.307, 1, 28).....	1964.....1962-64
Keyes, Raymond.....	1901.....1899, 01
Kilby, Matt (.273, 0, 2/0-0, 9.75).....	2014.....2013
Killeen, Calhoun (.395, 0, 14).....	1949.....1947-49
Kim, Tom (.309, 0, 34).....	1991.....1989-90
King, Thomas.....	1936.....1935-36
Kinn, Ron (.264, 14, 85).....	1988.....1985-88
Kirby, Kenneth (.146, 0, 10).....	1966.....1964
Kiser, Tom (.265, 1, 36).....	1982.....1981-82
Klein, Bernard (1-1, 4.50).....	1954.....1952
Klokow, Pat (.241, 0, 54).....	1999.....1997-99
Knapper, John.....	1935.....1933-35
Knowles, Logan (.287, 3, 89).....	2018.....2015-18
Koehler, Bryan (4-2, 5.03).....	2002.....2002
Koessler, Joe (7-7, 5.38).....	2006.....2004-06
Komlo, Steve (.285, 2, 61).....	1981.....1979-81
Koscho, Scott (.220, 2, 11).....	2019.....2016-17
Kossler, Herman.....	1934.....1933-34
Kovalick, Daniel (6-10, 5.56).....	2007.....2004/06/07
Kozink, Scott (19-14, 4.56).....	1999.....1997-99
Krause, Michael.....	1963.....1963
Krone, Joe (.292, 2, 60).....	1999.....1997-99
Kropp, Rocky (10-1, 3.08).....	1979.....1978-79

L

Name (Avg., HR, RBIs/W-L, ERA).....Class	Lettered
Lacy, Paul (.257, 2, 15).....	1943.....1941-42
Lake, Toph (.357, 9, 121).....	1998.....1995-98
LaMar, Charlie (1-0, 5.40).....	2015.....2012-15
Lamboni, Mark (.241, 0, 5).....	1975.....1975
Landwehr, Dave (17-8, 3.15).....	1986.....1984-86
Lange, Edward.....	1909.....1907-09
Lange, Jeff (5-6, 4.35).....	2005.....2004-05
Langenberg, William (.243, 0, 7).....	1951.....1949
Lankford, Chris (.278, 0, 13).....	2000.....1998
Lanphier, Alfred.....	1910.....1907-09
Lasater, Allen (.250, 0, 0).....	1943.....1942
Laterza, Grant (.130, 0, 4).....	2015.....2012

Lavrakas, Lefteris (.313, 2, 12).....	1943	1941-42
Leahy, William (2-1, 8.10).....	1944	1943
Lee, James (5-3, 4.61).....	2007	2005-07
Lee, Marcus (.329, 29, 178).....	1994	1991-94
Leeney, Mike (.351, 6, 111).....	1986	1984-86
Leins, Jared (5-2, 3.21).....	2021	2018
Lemerande, Allan (.382, 2, 14).....	1968	1966
Leslie, Maxwell (2, 0, -).....	1926	1923-24
Lettieri, Michael (.165, 0, 7).....	1969	1967
Lewis, Warren (.316, 2, 10).....	1979	1977
Lhote, Paul (.217, 1, 19).....	1988	1987-88
Liscomb, Jerry (.335, 5, 34).....	1976	1973-76
Littlefield, William.....	1896	1893-95
Llanusa, Jonah (.333, 0, 0).....	2020	2018
Lockwood, Douglas (.238, 0, 9).....	1952	1950
Loferski, Andy (.390, 17, 112).....	1983	1981-83
Lombard, Benjamin.....	1908	1906
Long, Augustus (.222, 0, -).....	1926	1926
Long, Byron.....	1901	1900-01
Long, Sam (13-13, 4.68).....	2011	2008-11
Longinotti, Paul (7-4, 2.68).....	1971	1969, 71
Lopez, Chris (.254, 1, 43/2-1, 4.78).....	1992	1989-92
Lopez, Dominic (.232, 0, 28).....	2007	2004-07
Losh, Dennis (.309, 5, 40).....	1970	1968-70
Loveace, Ronald (.267, 2, 40).....	1978	1976-78
Low, Ben (.277, 2, 19/0-0, 7.36).....	2018	2015, 17-18
Lowe, David (19-17, 3.42).....	1990	1987-90
Lowery, Evan (.292, 7, 56).....	2020	2017-18
Lowery, Liam (.312, 4, 26).....	2019	2017-18
Lowrance, Vernon (.237, 0, -).....	1930	1928-30
Lowry, Andrew (.294, 0, 5).....	2019	2016
Luberda, William (4-2, 3.69).....	1943	1942
Lukevics, Matt (.249, 5, 60).....	2005	2002-05
Lydon, Drew (.314, 1, 21).....	2010	2007
Lyon, Rob (2-2, 7.07).....	1987	1985

M

Name (Avg., HR, RBIs/W-L, ERA).....Class	Lettered
Mack, William.....	1937.....1937
Mackes, Scott (.330, 0, 20).....	2001.....2001
MacPherson, John (.111, 0, 2).....	1952.....1950
Madison, James (5-2, 4.43).....	1939.....1939
Magner, Lawrence (.325, 0, 20).....	1957.....1955-56
Mahan, Will (.186, 0, 12).....	2003.....2002-03
Maloney, Matt (.323, 6, 66).....	1991.....1989-91
Mann, Ralph (.257, 4, -).....	1939.....1937-39
Manzelli, Kash (.299, 7, 107).....	2014.....2011-14
Mapes, Tyler (3.41, 3-2).....	2013.....2010
Marsh, Frederick (.362, 2, 29).....	1960.....1958-60
Marsh, Larry (.148, 0, 5).....	1963.....1963
Marshall, Jimmie (.307, 1, 21).....	1958.....1956-58
Martin, Scott (.259, 2, 29).....	1980.....1979-80
Martinez, Joshua (.267, 1, 42).....	2009.....2006-08
Mascali, John (.362, 3, 10).....	1959.....1957
Massimino, Andrew (.283, 0, 25).....	1957.....1956-57
Masterson, Paul.....	1933.....1933
Matechak, John (.229, 0, 6).....	1961.....1960
Matheson, Gordon (.339, 0, -).....	1937.....1935-37
Maugeri, Bill (.205, 1, 20).....	2008.....2005/07-08
Mauro, Steve (.355, 11, 109).....	1995.....1992-95
Mauro, Tony (.337, 7, 120).....	1999.....1996-99
McCally, Kenneth (.259, 4, 46).....	1955.....1952-55
McCarthy, William (.216, 0, 8).....	1967.....1965, 67
McClure, Dale (7-4, 3.01).....	1956.....1954-55
McClure, Robert (.219, 0, 6).....	1999.....1997
McCormack, Michael.....	1895.....1893, 95
McCormick, Michael (1-3, 5.92).....	2017.....2014
McCoy, Mark (21-16, 4.24).....	2008.....2005-08
McCullen, John (.163, 0, 8).....	1953.....1951
McDevitt, Rich (14-20, 3.38).....	2003.....2000-03
McDonald, Charles.....	1925.....1924
McFall, Andrew.....	1916.....1915-16
McFarland, Alan (.300, 0, -).....	1938.....1936-37
McGrath, Ben (.228, 0, 33).....	2018.....2015-16
McGinn, Ryan (.305, 6, 59).....	2006.....2003-06
McGinnis, David (4-1, 2.76).....	1954.....1954
McGlinchey, Joseph (.324, 2, 51).....	1959.....1957-59
McGowan, Richard (4-3, -).....	1935.....1934-35
McGuinness, Walter (.326, 0, -).....	1939.....1937-39
McIver, Dewitt.....	1932.....1932
McKay, Frank (2-2, -).....	1937.....1937
McKee, Ira (.266, 2, -).....	1924.....1923-24

McKee, Jim (.308, 3, 66).....	1980	1978-80
McKelvey, Kevin (2-1, 1.96).....	2017	2014
McKie, Jay (.277, 0, 31).....	1946	1944-46
McKinney, Charles.....	1931	1931
McKinney, Eugene.....	1927	1927
McKinney, Todd (.176, 0, 3).....	2002	2002
McLaury, Frank.....	1921	1920
McLean, Charles (.212, 0, 4).....	1954	1952-54
McLemore, Tom (19-19, 3.49).....	1997	1995-97
McManus, James (.250, 0, -).....	1941	1939
McMenamin, Lester (.293, 1, 6).....	1957	1955-56
McMurtry, Jim (14-2, 3.47).....	1981	1979-81
McNair, Frederick.....	1903	1903
McNamara, Warren (.379, 2, 21).....	1943	1942-43
McVay, Donald (.152, 0, 3).....	1953	1951
McWhorter, Charles.....	1906	1904-05
Meade, Bolivar.....	1910	1909
Meenach, Jett (.125, 0, 1/13-1, 2.49).....	2017	2015-16
Meineke, Otto.....	1978	1976
Melton, JD (6-4, 2.70/27, 0, 11).....	2010	2007-09
Meiz, Donald (19-7, 2.06).....	1953	1951-53
Michael, Craig (16-8, 2.91).....	1984	1982-84
Michalowicz, Matt (.248, 1, 24).....	1999	1997-99
Mickle, William.....	1957	1957
Milanes, David (.282, 4, 98).....	2013	2011-13
Mild, Andy (.289, 0, 25).....	2001	2000-01
Mills, William (.203, 1, 16).....	1978	1976-78
Miller, Adolph (.294, 0, -).....	1929	1927-29
Miller, Jake (.280, 8, 64/1-2, 6.43).....	2003	2000-03
Miller, Justin (0-0, 5.79).....	2003	2003
Miller, Rick (15-8, 1.71).....	1968	1966-68
Millican, William (.167, 0, -).....			

2019 NAVY BASEBALL

All-Time Letterwinners

Niles, Richard (.282, 0, 8).....	1940	1939-40
Norman, David (.282, 0, 13).....	2014	2011-14
Norris, Rodney (.241, 0, 7).....	1966	1965
Norris, Scott (.247, 0, 12).....	1974	1972

O

Name (Avg., HR, RBIs/W-L, ERA).....	Class	Lettered
Ogden, Steve (.311, 7, 41).....	1973	1971-73
O'Herron, Edward (.273, 0, -).....	1939	1937
Ostad, Byron (.227, 1, 9).....	1959	1958
Olsen, Charles.....	1919	1918
Olshaw, Ed (.269, 0, 37).....	1988	1986-88
Olsen, Wes (.16-11, 4.36).....	2011	2008-11
O'Malley, Thomas.....	1997	1996
O'Neill, David (.383, 0, -).....	1927	1925, 27
Orr, Skip (.243, 0, 15).....	1965	1964-65
Osborne, Charles.....	1912	1910-12
Ostmo, Erik (.275, 3, 39).....	1994	1992-93
O'Toole, James (.295, 0, -).....	1931	1929-30

P

Name (Avg., HR, RBIs/W-L, ERA).....	Class	Lettered
Pace, John (.292, 0, -).....	1937	1936-37
Paglialonga, Nick (.208, 2, 20).....	2017	2014, 16
Paist, Stanley (0-1, -).....	1937	1935
Parchinski, Eugene (.210, 0, 15).....	1966	1964, 66
Parenti, Anthony (14-9, 2.79).....	2015	2012-15
Pasquito, Joe (.311, 3, 87).....	1991	1988-91
Paszalaniec, Matt (.257, 1, 16).....	1978	1977
Paszalaniec, Matthew (.331, 0, 19).....	1954	1952-53
Patz, David (3-0, 2.14).....	1961	1961
Paukovits, Nate (.294, 2, 49).....	1998	1995-97
Payne, Andrew (.329, 7, 93).....	1994	1992-94
Pearce, Robert (.218, 0, 14).....	1971	1970-71
Pedersen, Eric.....	1999	1997
Pegram, George.....	1905	1902-04
Peifley, Tim (.251, 6, 32).....	1990	1989-90
Pennell, Brian (3-9, 7.36).....	2002	2000-02
Peterson, Wallis (7-3, -).....	1924	1923-24
Petro, George (.365, 0, 15).....	1980	1978-79
Pfouts, John (.000, 0, 0).....	1960	1958
Phillips, Melvin.....	1943	1942
Piascik, Mike (4-0, 2.72).....	1982	1980
Pickard, George (.146, 1, 7/2-1, 7.90).....	1999	1996
Pino, Harlow.....	1921	1918-21
Poe, Mike (2-5, 6.84).....	2001	1998
Poelma, Zach (3-7, 5.89).....	2003	2002-03
Pollak, John (2-2, 4.60).....	1984	1981
Ponseigo, Andy (.310, 7, 78).....	1984	1982-84
Ponvert, Edwin (.500, 0, -).....	1927	1927
Poole, Ernest.....	1921	1920-21
Portoni, Matt (7-8, 5.80).....	1992	1992
Potter, Arthur (8-8, 3.24).....	1953	1951-53
Potter, James.....	1893	1893
Powell, Lucien (.302, 0, -).....	1939	1937-39
Pratt, Richard.....	1936	1935-36
Pratt, William.....	1933	1933
Proffitt, David (.234, 3, 16).....	1970	1968-70
Puckett, Don (3-2, 4.29).....	1966	1964-65
Purnell, William.....	1908	1908

Q

Name (Avg., HR, RBIs/W-L, ERA).....	Class	Lettered
Quinn, Jim (.292, 8, 37).....	1974	1972-74

R

Name (Avg., HR, RBIs/W-L, ERA).....	Class	Lettered
Raffo, Thomas (1-2, 3.76).....	1964	1963-64
Raudenbush, Webb.....	1903	1900-03
Ravener, Bob (.301, 3, 34).....	1981	1979, 81
Rawlings, Harry (.403, 0, -).....	1922	1921-22
Read, Semmes.....	1902	1899-02
Redden, Dallas (1-0, 7.11).....	2015	2012-13
Reed, James.....	1936	1936
Reihel, Ronald (.257, 3, 43).....	1963	1961-63
Rensberger, Lee (8-6, 3.93).....	1949	1948-49
Repucci, Lou (19-6, 2.99).....	1976	1973-75
Ridgely, Conrad.....	1911	1911
Ridgely, Frank.....	1896	1893
Ridgeway, Tyler (1-0, 2.45).....	2017	2014
Rigsdad, Dennis.....	1966	1966
Rinehart, Joel (11-8, 3.03).....	2013	2010-13
Rinehimer, Kurt (.265, 0, 25).....	1995	1993-95

Roberts, Jim (.355, 5, 74).....	1981	1979-81
Roberts, Luke (4-0, 3.25).....	2011	2009-11
Robinson, John (5-15, 6.09).....	1993	1992-93
Rodgers, Bertram.....	1916	1913-16
Rodgers, Ronald (6-3, 2.58).....	1977	1977
Rodgers, Tony (.251, 5, 50).....	1983	1981-83
Rogers, Joe (.333, 0, 1).....	1980	1978
Roney, John (.285, 2, 36).....	1963	1961-63
Rook, Theodore (1-5, 6.02).....	1951	1951
Rossi, Jim (.234, 5, 39).....	1988	1987-88
Rowe, Bart (.284, 3, 64).....	1984	1981-84
Ruge, Robert.....	1937	1935
Rupert, Walter (.189, 0, 6).....	1943	1942
Ryden, Roy.....	1903	1900-03

S

Name (Avg., HR, RBIs/W-L, ERA).....	Class	Lettered
Saile, Leland (.298, 16, 138).....	2017	2014-17
Salvia, Onofrio (.189, 0, -).....	1939	1938
Sauer, Andrew (8-3, 3.25).....	2019	2016-18
Saylor, Eugene (.312, 1, 31).....	1951	1949-51
Sbisa, Alvin (.292, 0, -).....	1938	1937
Schettino, Frank (.295, 0, 8).....	1944	1942
Schilke, Gabe (.143, 0, 4).....	2020	2018
Schlosser, Frank.....	1949	1949
Schmidt, Henry (.222, 0, 6).....	1968	1967-68
Schneider, Frederick.....	1937	1936
Schneider, Peter (9-9, 2.71).....	1971	1970-71
Schober, John (16-13, 5.09).....	2013	2010-13
Schoenbaum, Howard (2-7, 3.47).....	1941	1939-40
Schottel, Brian (.200, 0, 4).....	2001	1998
Schroder, John (.267, 1, 9).....	1998	1997
Schroeder, Frederick (.200, 0, -).....	1938	1936-37
Schulte, Steve (.252, 0, 26).....	1982	1981-82
Schultz, Mike (.361, 6, 60).....	1988	1986-88
Schwab, Jacob (.261, 0, -).....	1927	1925, 27
Schwane, Henry.....	1936	1934-36
Sciamilla, Colby (0-0, 9.00).....	2017	2014
Scruton, Zach (.274, 0, 19).....	1988	1987-88
Seabrooke, Trey (4-1, 3.72).....	2020	2017-18
Searle, Robert (.240, 2, 28).....	1948	1946-48
Sease, Hugh.....	1918	1916
See, Vic (.279, 0, 7).....	1980	1978-79
Seibert, Walter.....	1913	1910-13
Seiler, Rich (.411, 9, 97).....	1980	1977-80
Self, Dave (3-1, 2.10).....	2001	1998
Sellerberg, Kurt (.228, 0, 31).....	1997	1995
Semko, Scott (.287, 7, 38).....	1970	1968-70
Sexton, Ormond (4-7, -).....	1936	1934-35
Seyford, Frederick.....	1936	1935-36
Shaffer, Daniel.....	1987	1987
Shanley, Peter.....	1960	1960
Shaw, Walter (.224, 0, 19).....	1954	1952-54
Shelton, John (1-0, 3.86).....	1971	1969
Sherwood, Gordon.....	1918	1917
Shields, Peter (.227, 0, 5).....	1959	1958
Shields, Scott (.160, 0, 8).....	1966	1965-66
Shirk, Jeff (.214, 1, 6).....	1987	1985
Shoemaker, William.....	1947	1947
Silverman, Doug (.243, 0, 26).....	2005	2003-05
Simonsen, Nikolai (.276, 1, 19).....	2014	2012
Sipe, Zach (10-10, 6.38).....	2012	2009-12
Smalley, Dave (.319, 3, 39).....	1957	1955-57
Smith, Alex (.226, 0, 13).....	2020	2017-18
Smith, Allan.....	1915	1914-15
Smith, Bernard.....	1934	1934
Smith, Carlton (.222, 0, 5).....	1946	1946
Smith, Charles.....	1903	1902-03
Smith, Edward (0-2, 4.76).....	1950	1949-50
Smith, Ernest (.309, 0, 7).....	1942	1940-41
Smith, James.....	1933	1933
Smith, Matt (.311, 10, 120).....	1997	1995-97
Smith, Norman (13-5, 2.42).....	1942	1940-41
Smith, Richard (5-1, 4.22).....	1957	1955-57
Smith, Robert (5-3, 2.20).....	1972	1970-72
Smith, Samuel.....	1952	1952
Smith, William (.125, 0, 1).....	1958	1958
Smithberger, Josh (1-2, 7.32).....	1999	1997
Snoots, Theodore (.220, 0, 5).....	1971	1970
Snyder, Craig (.261, 3, 47).....	1986	1985-86
Snyder, Edwin (.189, 0, 8).....	1944	1942-43
Snyder, Raymond (.290, 2, 19).....	1964	1962-63
Snyder, Richard (.265, 1, 18).....	1956	1954-56

Soares, Steven (.272, 11, 70).....	2010	2007-10
Sobeck, Jerry (.133, 0, 2).....	1974	1974
Solomon, Jerome (.375, 0, 2).....	1950	1949
Song, Noah (21-12, 2.73).....	2019	2016-18
Sorenson, Robert (9-7, 4.76).....	1992	1991-92
Sorenson, Sam (11-12, 3.35).....	2016	2013-16
Sorensen, William (.241, 0, 28).....	1967	1965-67
Spaeth, Warren (.236, 0, 32).....	1968	1966-68
Spain, Omar.....	1935	1935
Spalding, Hayden (.100, 0, 3).....	2018	2016
Spangler, Wilson (.269, 0, 19).....	1955	1953-55
Spar, Edwin.....	1953	1953
Speciale, Michael (.325, 23, 139).....	2010	2007-10
Spencer, Richard.....	1976	1975
Spofford, Robert.....	1906	1904-05
Spong, Nate (.253, 0, 8).....	1995	1992
Sproul, Merrill.....	1920	1918
Stacy, Terry (.261, 0, 10).....	1964	1963
Standley, William.....	1895	1893-95
Stare, Lonny (.327, 1, 43).....	1992	1991-92
Staton, Adolphus.....	1902	1902
Staubach, Roger (.318, 1, 29).....	1965	1963-65
Steidle, Robert (.274, 0, 14).....	1959	1957-59
Stevens, James.....	1955	1955
Stewart, Edward (.323, 4, 37).....	1957	1955-57
Stiles, William.....	1908	1905-08
Stopyra, Edward (.254, 0, 12).....	1969	1967
Stowe, Jack (.315, 1, 5).....	1943	1941-42
Stowell, Ronald (5-1, 2.65).....	1972	1970-71
Strassburger, Ralph.....	1905	1904
Strickland, Glenn.....	1909	1907
Strickland, Samuel.....	1911	1910-11
Stroh, Robert (.150, 0, -).....	1930	1929-30
Stubbs, Francis.....	1921	1918-21
Stump, Charles (.091, 0, -).....	1938	1936
Sullivan, Emmett (.217, 0, -).....	1927	1927
Sullivan, Gene.....	1956	1956
Summers, Paul (1-0, -).....	1936	1936
Sweishtal, Matt (.276, 0, 2).....	2010	2008-09
Sylvester, Nick (.261, 3, 45).....	2001	1998-01
Symington, Thomas.....	1907	1905-06

T

Name (Avg., HR, RBIs/W-L, ERA).....	Class	Lettered
Tanner, Drew (26-11, 2.89).....	1986	1983-86
Taylor, Conway (5-0, 1.61).....	1946	1944-45
Taylor, Donald.....	1964	1964
Taylor, Norman (.333, 0, 0).....	1968	1967
Taylor, Tim (2-3, 3.27).....	1989	1987
Teixeira, John (.244, 0, 22).....	1974	1973-74
Temperilli, J.P. (.272, 5, 26).....	2007	2004
Tengler, Chip (1-2, 11.52).....	2011	2008-09
Terwilliger, Bruce (16-4, 2.43).....	1964	1962-64
Terwilliger, Ron (.293, 3, 42).....	1963	1961-63
Thayer, Wirt (.342, 3, 29).....	1946	1944-46
Theobald, Robert.....	1907	1905-06
Thibault, Louis.....	1907	1905-06
Thom, Philip (2-1, 4.50).....	1949	1947
Thomas, Alec (3-2, 7.36).....	2010	2008-10
Thomas, Scott (17-7, 2.29).....	1977	1975-77
Thompson, Howard (.337, 1, -).....	1939	1937-39
Thompson, Stephen (.188, 0, 4).....	2021	2018
Thompson, Trevor (.286, 3, 27).....	2005	2003-05
Thomhill, Henry.....	1918	1917
Thumm, Doug (.289, 0, 8).....	1998	1997
Tierney, Denis (.258, 0, 2).....	1969	1967
Todd, Terrence.....	1962	1961-62
Torgerson, Theodore.....	1931	1931
Torsky, Nicholas.....	1996	1993
Toxer, Charles.....	1896	1894-95
Treanor, Richard (.214, 0, 4).....	1962	1960
Trent, Craig (3-4, 7.97).....	2000	1998-99
Trent, Sean (.362, 4, 95).....	2018	2015-16
Trucotte, William (.270, 0, 18).....	1955	1953-55
Turner, Ryan (.152, 0, 0).....	2016	2014
Turner, Tucker (.237, 2, 35).....	1995	1992-95

V

Name (Avg., HR, RBIs/W-L, ERA).....	Class	Lettered
Vaiden, John.....	1914	1911-13
Valascho, Dan (.197, 1, 6).....	1995	1993
Van Arsdall, Clyde.....	1934	1933-34
Van Auken, Frederick.....	1908	1906-07

Van Brabant, John (.279, 4, 40).....	1985	1984-85
Van Dam, Tom (0-5, 8.79).....	2005	2004-05
Van Scoyoc, James (.291, 0, 16).....	1953	1951-52
Vane, Scott (.240, 0, 13/5-8, 5.32).....	2001	1998-01
Vaughn, Kenneth (.274, 5, 27).....	1960	1958-60
Veech, Craig (.199, 5, 27).....	2013	2011-13
Vinson, Thomas.....	1914	1911-14
Voelker, George (.311, 0, 18).....	1972	1971-72
Vogel, Scott (3-1, 4.54).....	1984	1982
Volkman, George (9-5, 1.45).....	1967	1965-67
VonHeimberg, Ernest.....	1919	1916, 18

W

Name (Avg., HR, RBIs/W-L, ERA).....	Class	Lettered
Wadleigh, John.....	1937	1937
Waid, Robert (.200, 0, -).....	1924	1923-24
Wakeman, Ray.....	1912	1911
Walker, Calvin.....	1929	1929
Wallace, John (.079, 0, 0).....	1942	1940-41
Wallace, Ted (.290, 9, 65).....	1987	1984-87
Walsh, William.....	1928	1927
Walton, Steve (10-6, 2.33).....	1979	1978-79
Ward, James.....	2000	1998-00
Ward, Samuel (.314, 0, -).....	1926	1923-24
Watson, George (.280, 0, 8).....	1944	1942-43
Weaver, Daniel (.206, 0, 11).....	1972	1972
Weaver, David.....	1902	1899-02
Weinberg, Tom (.267, 2, 32).....	1991	1990-91
Welch, Philip.....	1919	1917
Wellons, Alfred (.333, 0, 14).....	1947	1946-47
Welsh, George (.138, 0, 4).....	1956	

2019 NAVY BASEBALL

Navy In The Community

Prior to and during the season, the Navy baseball team is afforded numerous opportunities to lend a helping hand in the community. Over the past few seasons, the Mids have been involved with youth clinics, visiting a senior living center for military veterans, visiting a children's hospital, staffing the Bob Feller Act of Valor Awards ceremony and serving as tour guides for the Vanderbilt baseball team when the Commodores visited the Naval Academy in the fall of 2015.



2019 NAVY BASEBALL

Patriot League



Now in its third decade as an all-sport conference combining academic and athletic excellence, the Patriot League sponsors championships in 24 men and women's sports. Initially started as an NCAA Division I-AA football conference in 1986, the Patriot League became an all-sport conference in 1990 and includes American, Army West Point, Boston University, Bucknell, Colgate, Holy Cross, Lafayette, Lehigh, Loyola Maryland and Navy as full members, and Fordham, Georgetown, MIT and Richmond as associate members. These institutions are among the oldest and most prestigious in the nation and their alumni have and continue to play leadership roles in shaping our country.

The Patriot League's mission is simple: to provide successful competitive athletic experiences while maintaining high academic standards, and to prepare its student-athletes to be leaders in society. During the 2017-18 academic year, Patriot League student-athletes and teams accomplished the following:

- ★ 99 Patriot League teams (47.0 percent of League teams) earned NCAA Public Recognition Awards for ranking in the top 10 percent of their sport in Academic Progress Rate (APR), with a Patriot League record 90 squads earning perfect scores.
- ★ The Patriot League ranked second among all conferences in Public Recognition Awards, and tied for the national lead with the Ivy League for the highest percentage of teams earning the honor at 47.0 percent.
- ★ The League's 95 percent graduation success rate (GSR) is the second-best mark in the nation, finishing in the top-two in each year since the rating has been released in 2013. All 10 member schools were at 90 percent or higher, each exceeding the record-high national GSR of 87 percent. In addition the League's 84 percent Federal Graduation Rate (FGR) places it as the national leader for the fifth-consecutive year.
- ★ Nine student-athletes earned Google Cloud CoSIDA Academic All-America recognition, including first-team accolades for **Navy's Megan Hagerty (Women's Soccer) and Stephen Born (Baseball)**, Army West Point's Kenneth Brinson (Football) and Matt Ball (Baseball). Second team honorees include **Navy's Sydney Fortson (Women's Soccer)** and third team recipients include Bucknell's Kendall Ham (Women's Soccer), **Navy's Patricia Mattingly (Volleyball)**, Bucknell's Jeff Gottesman (Baseball), Lehigh's Conor Gaffney (Men's Lacrosse).
- ★ 30 Patriot League student-athletes received Google Cloud/CoSIDA Academic All-District recognition.
- ★ There were a Patriot League record 3,011 student-athletes on the Patriot League Academic Honor Roll in 2017-18.
- ★ **Navy's Stephen Born (Baseball) and Shawn Anderson (Men's Basketball)** were both named to the Senior CLASS Award first team, while Army West Point's Luke Morrison (Men's Basketball) was placed on the second team.
- ★ **Navy** won the Patriot League Presidents' Cup for the fifth-straight time and sixth in the last seven years.

★ **Navy** swept the men's and women's President's Cup Titles, the 11th time the feat has been accomplished since 1990-91 and the first since Bucknell achieved the honor in 2010-11.

★ **Navy** and Loyola Maryland both qualified for the 2018 NCAA Women's Lacrosse Championships, marking the first time the League received two bids to the tournament. The Mids and Greyhounds both won their first-round matchups, with Navy advancing to the quarterfinals before falling to defending national champion No. 1 Maryland.

★ Also winning NCAA Tournament contests in 2017-18 were Colgate men's soccer, Boston University field hockey, Army West Point baseball, combining with **Navy** and Loyola Maryland women's lacrosse for seven tournament victories.

★ 24 Patriot Leaguers were All-America selections, with first-team status for Lehigh's Dom Bragalone (Football), Boston University's Ally Hammel (Field Hockey), Loyola Maryland's Pat Spencer and Foster Huggins (Men's Lacrosse) and **Navy's Jenna Collins (Women's Lacrosse)**.

NAVY'S 2017-18 PATRIOT LEAGUE HONORS

TEAM TITLES (9)

Men's Swimming & Diving ... Women's Swimming & Diving ... Men's Indoor Track & Field ... Men's Outdoor Track & Field ... Women's Outdoor Track & Field ... Men's Golf ... Men's Tennis ... Women's Rowing ... Women's Lacrosse

COACH OF THE YEAR (11)

Paul Kostacopoulos, Baseball ... Pat Owen, Men's Golf ... Nadia Ste-Marie, Women's Golf ... Bill Roberts, Men's Swimming ... Rich MacDonald, Diving ... Chris Garner, Men's Tennis ... Jamie Cook, Men's Indoor Track & Field ... Jamie Cook, Men's Outdoor Track & Field ... Carla Criste, Women's Outdoor Track & Field ... Carin Gabarra, Women's Soccer ... Larry Bock, Volleyball

ATHLETE OF THE YEAR (11)

Zach Biggers, Baseball (Defensive Player of the Year) ... Charlie Musto, Men's Golf (Golfer of the Year) ... Joe Varello, Men's Lacrosse (Faceoff Specialist of the Year) ... Bradley Buchter, Men's Swimming & Diving (Diver of the Meet) ... Lauren Barber, Women's Swimming & Diving (Swimmer of the Meet) ... Andrew Ton, Men's Tennis (Player of the Year) ... Andrew Ton/Aries Wong, Men's Tennis (Doubles Team of the Year) ... Jenna Collins, Women's Lacrosse (Midfielder of the Year) ... Ash Fairow, Women's Soccer (Offensive Player of the Year) ... Meghan Hegarty, Women's Soccer (Midfielder of the Year) ... Patricia Mattingly, Volleyball (Setter of the Year)

ROOKIE OF THE YEAR (5)

Emily Craig, Women's Cross Country ... Charlie Musto, Men's Golf ... Billy Cadigan, Men's Swimming & Diving ... Andrew Ton, Men's Tennis ... Clayton Thompson, Men's Outdoor Track & Field

SPORT SCHOLAR-ATHLETE OF THE YEAR (7)

Kevin Murray, Men's Cross Country ... Morgan Frazier, Women's Golf ... Megan Hanson, Women's Rowing ... Zach Piedt, Men's Swimming & Diving ... Walker Sims, Men's Tennis ... Stefano Pineda, Men's Outdoor Track & Field ... Patricia Mattingly, Volleyball

