

NAVY

WOMEN'S BASKETBALL

4 PL REGULAR SEASON TITLES

1998 (co), 2011 (co), 2013 (co), 2014

3 PL TOURNAMENT TITLES

2011, 2012, 2013

4 PL REGULAR SEASON CHAMPIONSHIPS · 3 PL TOURNAMENT TITLES

2018-19 SEASON

Overall:	10-15-0
Home:	6-7-0
Away:	4-8-0
Patriot League:	5-10-0



Wednesday, February 27, 2019 · 6:00 PM

Navy (10-15, 5-10 Patriot League)
at Bucknell (22-5, 13-2 Patriot League)



Sojka Pavilion ~ Lewisburg, Pa.

Date	Opponent	Time/Results	Online/TV
------	----------	--------------	-----------

NOVEMBER

Wed. 7	Catholic Univ.	W, 81-36	PLN
Sun. 11	Marist	L, 72-48	PLN
Sun. 18	at Norfolk State	L, 65-58	
Sat. 24	Penn	L, 65-61	PLN
Sun. 25	North Carolina A&T	W, 72-49	PLN

DECEMBER

Sun. 2	at Rider	W, 66-60	ESPN+
Fri. 7	at Air Force	W, 54-47	MW Digital
Sun. 9	at Colorado	L, 59-43	Pac-12 Live
Wed. 19	at Monmouth	L, 68-67	ESPN+
Mon. 31	Saint Joseph's	W, 49-48	PLN

JANUARY

Thurs. 3	at Loyola *	W, 58-46	PLN
Sun. 6	Lehigh *	L, 56-38	PLN
Wed. 9	American *	L, 58-45	PLN
Sat. 12	at Colgate *	W, 62-49	PLN
Wed. 16	Holy Cross *	W, 54-47	PLN
Sat. 19	at Army *	L, 55-52	CBSSN
Wed. 23	at Lafayette *	L, 55-42	PLN
Sat. 26	Boston Univ. *	L, 49-35	PLN
Wed. 30	Bucknell *	L, 77-43	PLN

FEBRUARY

Sat. 2	at Lehigh *	L, 66-55	PLN
Sat. 9	Colgate *	W, 67-52	PLN
Wed. 13	at Holy Cross *	L, 47-44	PLN
Sat. 16	Army *	L, 60-48	CBSSN
Wed. 20	Lafayette *	W, 65-53	PLN
Sat. 23	at Boston Univ. *	L, 66-55	PLN
Wed. 27	at Bucknell *	6 p.m.	PLN

MARCH

Sat. 2	Loyola *	7 p.m.	PLN
Wed. 6	at American	7 p.m.	PLN
9-17	Patriot League Tournament	TBA	PLN

All times are Eastern * Patriot League Conference
Bold indicates home game PLN - Patriot League Network

MEDIA INFORMATION

Women's Basketball SID:	Alex Lumb
Phone Number:	(410) 293-8771
Cell Phone:	(845) 863-7577
Email Address:	lumb@usna.edu
Mailing Address:	Ricketts Hall 566 Brownson Rd. Annapolis, MD 21402
Twitter	@NavyAthletics
Facebook	facebook.com/NavyAthletics

Setting the Scene

A rematch from January 30 lies ahead for the teams from Navy and Bucknell on Wednesday night in Lewisburg, Pa. The Sojka Pavilion will host a 6 p.m. tilt between a pair of hungry squads looking to put difficult late-game misfortunes in Massachusetts on Saturday behind them. The Mids (10-15, 5-10 PL) went toe-to-toe with third-place Boston University for 30-plus minutes before the host Terriers pulled away late, while the Bison (22-5, 13-2 PL) were felled by a Holy Cross desperation three-pointer at the buzzer in a 61-60 loss. Earlier this season, Bucknell knocked Navy off in Annapolis by a score of 77-43. The Bison and Midshipmen faced off last year in the semifinals of the Patriot League Semifinals where Navy pulled off the 68-62 win.

Navy versus Bucknell

The Mids and Bison have met 67 times in a series that began on December 5, 1981 ... In a series with multiple lengthy streaks of wins and losses, Bucknell leads Navy 38-29 ... Over 31 games played in Lewisburg the series leans towards Bucknell, 19-12 ... During the 38 years of competition between the squads, Navy has run off streaks of nine wins (2009-2013) and five games twice (1981-1992 / 1997-1999), while Bucknell won 13 straight (1999-2004), nine straight (2005-2009) and most recently seven straight (2015-2018) ... Over the last ten matchups, Navy is 2-8.

Last 5 Games

Jan. 30, 2019 (H): Bucknell 77 - Navy 43

March 8, 2018 (A): Navy 68 - Bucknell 62 *Patriot League Semifinals

Feb. 21, 2018 (H): Bucknell 49 - Navy 40

Jan. 24, 2018 (A): Bucknell 47 - Navy 37

March 12, 2017 (A): Bucknell 79 - Navy 71 (OT) *Patriot League Finals

(2018-19 Stats)	Navy	Bucknell
Record / League	10-15 / 5-10	22-5 / 13-2
Home / Away	6-7 / 4-8	10-1 / 10-4
Points Per Game	54.5	71.7
Points Allowed	56.2	58.1
FG Percentage	34.0 %	45.3 %
3-PT Percentage	24.7 %	37.2 %
FT Percentage	63.2 %	74.2 %
Rebounds Per Game	37.9	35.5
Assists/Turnovers p.Gm	11.0 / 17.0	15.3 / 14.9

MATCHUP BY THE NUMBERS

Last Game's Lineup

	PPG/RPG/APG	2018-19 Highlights
G 1 Kolbi Green	9.2 / 1.3 / 1.2	team-hi 42 3PT made; 10+ pts in 8 of last 12 gms
G 2 Jennifer Coleman	12.3 / 8.4 / 3.0	4 20-pt gms; 8 double-doubles; top PL fresh. in PT/RBs
G 15 Bianca Roach	6.2 / 3.4 / 2.0	9p/8r at Colg.; 11p/5r vs. Colg.; 7+ pts in 8 PL gms
F 13 Sophie Gatzounas	8.0 / 5.2 / 0.8	22 pts at Mon.; 5+ rebs in 15 gms; 10+ pts in 4 of last 6
F 21 Jasmine Bishop	3.3 / 3.0 / 0.7	10p/2r/5a at Army; 21+ minutes in 7 of last 10 gms

Reserves

G 0 Morgan Taylor	5.4 / 4.6 / 0.9	3 double-doubles; 6 gms w/double-digit points
G 3 Cayla Hannibal	2.0 / 0.6 / 0.6	23 min & 6 pts at Laf.; 13 min. & 8 pts vs. Colgate
G 55 Mary Kate Ulasewicz	2.6 / 1.9 / 0.7	Career-best 12 pts (3-3pt) vs. Laf.; steals in 9 gms
G 14 Darryl Langford	5.0 / 0.7 / 0.3	season debut at Colo.; 9 pts (3-3pt) in 8 mins vs. Laf.
G 22 Caillin Duffy	1.9 / 0.9 / 0.1	season-high 20 mins at Lafayette; 7 pts vs. Boston
F 10 Laurel Jaunich	4.3 / 3.5 / 1.2	8p at Colgate / vs. Bucknell; multiple blks in 3 PL gms
F 12 Sierra Swanda	1.1 / 2.3 / 0.4	3+ rebounds in 8 gms; steals in 15 of 21 games
F 30 Montana Braxton	2.0 / 2.0 / 0.2	4p/5r in 15m vs. Catholic; all career-highs
F 42 Ciera Hertelendy	3.3 / 3.3 / 0.0	5pts vs. both Catholic & Marist; 4 o-rbs vs. Marist
C 33 Grace Sheehan	0.0 / 0.0 / 0.0	collegiate debut vs. Catholic

Looking Back at Navy-Bucknell 2018/19 ... January 30, 2019 at Navy

Taking on the Patriot League's highest scoring team in Bucknell, a squad that averages 71.3 points per game, Navy knew that it would have to bring its sharp-shooting skills to the table on Wednesday, January 30. After doing just that with an 18-point first quarter, the Mids (8-11, 3-6 PL) were unable to find that touch and replicate that output for the remainder of the game as the Bison (17-4, 8-1 PL) controlled both ends of the court on their way to a 77-43 decision.

With the score knotted at 6-6, the Bison scored the next seven points to break open a 13-6 lead by the 6:44 mark. Sierra Swanda put an end to that streak with a layup at 6:15. After a brief 5-0 run by Bucknell made it an 18-8 game, Kolbi Green recorded Navy's first three-pointer of the contest from the left wing at 3:43. The Mids continued finding success from distance as less than two minutes later, Jennifer Coleman swished a three from the corner as the shot clock was expiring to make it 20-16. The breakneck offensive action continued over the final 100 seconds as Bucknell scored seven points over its final four possessions to close the quarter at 27-18. Navy's second-highest scoring first quarter of 2018-19 came courtesy of six field goals, five free throws and a pair of treys.

All of the explosive offense that made up the first quarter was quickly quelled by each squad's defense as the first six minutes of the second period saw the teams combine for just six points, five for Bucknell and one for Navy. The teams were 2-17 from the field through the 4:00 mark. With the score 32-19, the Bison slowly put more distance between themselves and the Mids with a 5-0 run. Coleman's outside marksmanship

short-circuited that streak with a three-pointer at 1:56 to make it 37-22. The stanza closed with Bucknell netting six of the final 10 points.

Leading by 17 coming out of the locker room in the second half, the visitors from Lewisburg, Pa. opened the third quarter with an 11-3 run to extend their advantage out to 54-29 by the 5:26 mark. Both defenses controlled the next three minutes as the scoreboard stayed unmoved. Over the final 71 seconds of play both offenses found a bit of traction as the Bison scored six points, while Navy countered with five.

With the score 60-34 in favor of Bucknell at the start of the fourth, Navy continued fighting as Laurel Jaunich and Green combined to score all seven of the Mids' points over the first 4:03. After that initial burst from Jaunich and Green, the Mids went cold down the stretch with just a pair of made free throws. For the fourth quarter, Bucknell outscored Navy, 17-9.

In the Bison's 77-43 victory, the visitors shot 52.8 percent (28-53) from the field and 52.9 percent (9-17) from three-point range. After hitting 33.3 percent (6-18) of their shots in the first quarter, the Mids struggled with their touch over the last three quarters and ended up with a 21.3 percent (13-61) mark from the field and 23.8 percent (5-21) mark from distance.

Jennifer Coleman and Kolbi Green spearheaded Navy's effort on Wednesday as the backcourt duo combined for 23 points as Coleman went for 12 points, while Green recorded 11 of her own. Coleman augmented her performance with 14 rebounds.

BUCKNELL vs NAVY 01/30/19 7:05 PM at Alumni Hall, Annapolis, Md.

BUCKNELL 77 • 17-4, 8-1 PL

##	Player		Total		3-Ptr	FT-FTA	Rebounds			PF	TP	A	TO	Blk	Stl	Min
			FG-FGA	FG-FGA	FG-FGA		Off	Def	Tot							
40	Mack, Ellie	f	6-8	2-2	3-3	1	2	3	1	17	4	2	0	1	24	
50	Slagus, Kaitlyn	f	4-7	3-4	2-4	0	6	6	1	13	0	2	1	2	21	
02	English, Kyi	g	3-7	0-0	2-2	0	3	3	1	8	3	1	0	1	17	
20	Walker, Kate	g	3-4	0-1	0-1	0	0	0	2	6	0	0	0	0	15	
25	Kapp, Abby	g	4-7	2-5	0-1	0	5	5	0	10	3	1	1	1	18	
03	Brugler, Tessa		0-1	0-0	0-0	0	1	1	1	0	1	1	0	0	9	
04	Hayes, Gia		1-1	0-0	0-0	0	0	0	1	2	1	1	0	0	8	
11	O'Brien, Taylor		2-3	1-1	1-3	0	2	2	2	6	0	3	0	0	13	
12	Walls, Marly		1-4	0-0	0-0	1	4	5	1	2	1	1	0	2	18	
13	Dumiak, Rachel		0-1	0-0	0-0	0	1	1	1	0	1	1	0	2	9	
22	Mikkelsen, Maegan		2-2	1-1	0-0	0	0	0	2	5	0	1	0	1	8	
23	Johnson, Ally		1-6	0-3	0-0	0	1	1	0	2	2	2	0	0	23	
24	Ceppi, Autumn		1-2	0-0	4-4	1	2	3	2	6	2	0	0	0	17	
	Team					0	6	6								
Totals			28-53	9-17	12-18	3	33	36	15	77	18	16	2	10	200	
1st - FG %:		10-17	58.8%	2nd: 6-15	40.0%	3rd: 6-12	50.0%	4th: 6-9	66.7%	Game: 28-53	52.8%	Deadball Rebounds 2				
3FG %:		2-4	50.0%	3-5	60.0%	3-6	50.0%	1-2	50.0%	9-17	52.9%					
FT %:		5-8	62.5%	1-1	100.0%	2-5	40.0%	4-4	100.0%	12-18	66.7%					

NAVY 43 • 8-11, 3-6 PL

		Total		3-Ptr	Rebounds										
##	Player	FG-FGA	FG-FGA	FT-FTA	Off	Def	Tot	PF	TP	A	TO	Blk	Stl	Min	
10	Jaunich, Laurel	f	2-6	0-0	4-6	3	2	5	2	8	2	1	0	0	26
21	Bishop, Jasmine	f	1-6	0-0	1-2	1	2	3	2	3	0	3	1	1	25
01	Green, Kolbi	g	3-9	3-8	2-2	0	0	0	2	11	0	5	0	1	21
02	Coleman, Jennifer	g	5-17	2-6	0-0	5	9	14	1	12	1	2	0	1	30
15	Roach, Bianca	g	1-12	0-4	5-6	0	6	6	4	7	3	2	0	3	35
00	Taylor, Morgan		0-2	0-1	0-0	0	2	2	2	0	1	2	0	2	10
03	Hannibal, Cayla		0-3	0-2	0-0	0	3	3	1	0	2	1	0	1	15
12	Swanda, Sierra		1-2	0-0	0-3	1	1	2	1	2	0	0	0	0	17
13	Gatzounas, Sophie		0-4	0-0	0-0	4	0	4	1	0	0	1	0	0	12
22	Duffy, Cailin		0-0	0-0	0-0	0	0	0	1	0	0	1	0	0	6
55	Ulasewicz, Mary Kate		0-0	0-0	0-0	1	0	1	0	0	0	1	0	0	3
Team						2	1	3				2			
Totals			13-61	5-21	12-19	17	26	43	17	43	9	21	1	9	200
1st - FG %:		6-18	33.3%	2nd: 3-14	21.4%	3rd: 2-13	15.4%	4th: 2-16	12.5%	Game: 13-61	21.3%	Deadball Rebounds 5			
3FG %:		2-7	28.6%	1-5	20.0%	1-4	25.0%	1-5	20.0%	5-21	23.8%				
FT %:		4-4	100.0%	1-3	33.3%	3-4	75.0%	4-8	50.0%	12-19	63.2%				

Officials: Nic Cappel, Starr Jefferson, Kevin Ruland
Technical fouls: BUCKNELL-None. NAVY-None.
Attendance: 1072

Score by periods	1st	2nd	3rd	4th	Total
BUCKNELL	27	16	17	17	77
NAVY	18	8	8	9	43

	In	Off	2nd	Fast	
Points	Paint	T/O	Chance	Break	Bench
BUCKNE	30	19	4	8	23
NAVY	16	2	10	2	2

Last FG - BUCKNELL 4th-00:44, NAVY 4th-05:57.
Largest lead - BUCKNELL by 34 4th-03:58, NAVY None.
BUCKNELL led for 38:28. NAVY led for 00:00. Game was tied for 01:32.

Score tied - 3 times.
Lead changed - 0 times.

Looking Back at Navy-Bucknell 2017/18 ... January 24, 2018 / February 21, 2018 / March 8, 2018

Navy vs Bucknell

01/24/18 6 p.m. at Lewisburg, Pa. (Sojka Pavilion)

Navy 39 • 16-4, 6-3 PL

##	Player	Total		3-Ptr	Rebounds			PF	TP	A TO Blk Stl				Min
		FG-FGA	FG-FGA		Off	Def	Tot			A	TO	Blk	Stl	
10	Jaunich, Laurel	f	3-9	0-0	0-0	0	3	3	0	6	1	0	0	25
11	Clark, Kaila	f	1-6	0-0	1-2	2	5	7	3	3	3	0	1	3
01	Dunham, Taylor	g	1-9	0-7	0-0	0	0	0	2	2	1	2	0	22
13	Fenske, Hannah	g	3-13	1-8	0-0	0	3	3	1	7	4	2	0	33
15	Roach, Bianca	g	3-12	1-1	0-2	1	2	3	3	7	0	0	1	27
12	Swanda, Sierra	g	0-0	0-0	0-0	0	0	0	2	0	0	1	0	0
21	Bishop, Jasmine	g	1-5	0-2	2-2	1	0	1	1	4	0	1	1	21
23	Sanders, Molly	g	0-2	0-2	0-0	0	0	0	0	0	0	0	0	4
33	Gatzounas, Sophie	g	1-1	1-1	0-0	5	5	10	2	3	1	2	1	0
55	Ulasiewicz, Mary Kate	g	3-4	1-2	0-0	0	0	0	1	7	1	2	0	0
Team					3	1	4							
Totals			16-61	4-23	3-6	12	19	31	15	39	11	10	4	9
1st - FG %:		2-14	14.3%	2nd: 3-15	20.0%	3rd: 7-16	43.8%	4th: 4-16	25.0%	Game: 16-61	26.2%	Deadball		
3FG %:		1-7	14.3%	0-5	0.0%	3-5	60.0%	0-6	0.0%	4-23	17.4%	Rebounds		2
FT %:		0-0	0.0%	3-4	75.0%	0-0	0.0%	0-2	0.0%	3-6	50.0%			

Bucknell 47 • 12-8, 6-3 PL

##	Player	Total		3-Ptr	Rebounds			PF	TP	A TO Blk Stl				Min
		FG-FGA	FG-FGA		Off	Def	Tot			A	TO	Blk	Stl	
32	Romaine, Catherine	f	2-7	1-1	0-0	3	4	7	1	5	1	2	1	0
50	Slagus, Kaitlyn	f	4-9	1-5	0-0	2	9	11	1	9	0	5	2	0
02	English, Kyi	g	0-4	0-1	2-2	0	1	1	1	2	1	4	0	1
13	Dumiak, Rachel	g	3-4	1-1	0-0	1	3	4	0	7	1	1	0	0
20	Walker, Kate	g	4-12	0-1	6-7	1	4	5	1	14	0	2	2	32
03	Brugler, Tessa	g	0-0	0-0	0-0	0	0	0	0	0	0	0	0	0
04	Hayes, Gia	g	1-3	0-0	0-0	0	0	0	1	2	0	1	0	0
22	Mikkelsen, Maegan	g	0-0	0-0	0-0	0	2	2	0	0	0	1	0	0
23	Johnson, Ally	g	0-1	0-1	0-0	0	0	0	0	0	0	0	0	0
24	Ceppi, Autumn	g	1-1	1-1	0-0	0	2	2	2	3	1	1	0	1
25	Kapp, Abby	g	1-4	0-1	0-0	0	2	2	2	2	2	1	0	1
40	Mack, Ellie	g	1-3	0-1	1-2	1	2	3	0	3	0	1	1	0
Team					3	4	7							
Totals			17-48	4-13	9-11	11	33	44	9	47	6	20	7	4
1st - FG %:		7-17	41.2%	2nd: 2-12	16.7%	3rd: 5-7	71.4%	4th: 3-12	25.0%	Game: 17-48	35.4%	Deadball		
3FG %:		1-3	33.3%	0-4	0.0%	1-1	100.0%	2-5	40.0%	4-13	30.8%	Rebounds		3,1
FT %:		0-0	0.0%	4-6	66.7%	3-3	100.0%	2-2	100.0%	9-11	81.8%			

Officials: Michael Schmidt, Shawn Goode, Lori Deutsch

Technical fouls: Navy-None. Bucknell-None.

Attendance: 639

Score by periods	1st	2nd	3rd	4th	Total
Navy	5	9	17	8	39
Bucknell	15	8	14	10	47

Last FG - NAVY 4th-01:04, BUCKNELL 4th-05:39.

Largest lead - NAVY by 3 1st-08:28, BUCKNELL by 12 4th-05:39.

NAVY led for 00:40. BUCKNELL led for 33:49. Game was tied for 05:31.

Navy vs Bucknell

03/08/18 6 pm at Lewisburg, Pa. (Sojka Pavilion)

Navy 68 • 25-6

##	Player	Total		3-Ptr	Rebounds			PF	TP	A TO Blk Stl				Min
		FG-FGA	FG-FGA		Off	Def	Tot			A	TO	Blk	Stl	
10	Jaunich, Laurel	f	5-10	0-0	0-0	2	2	4	1	10	1	0	1	36
11	Clark, Kaila	f	4-11	0-0	2-2	0	3	3	5	10	2	2	2	3
01	Dunham, Taylor	g	7-14	3-7	1-2	2	1	3	2	18	3	1	0	1
13	Fenske, Hannah	g	5-14	1-1	2-2	1	4	5	3	13	2	1	1	4
15	Roach, Bianca	g	4-10	0-2	2-2	0	0	0	3	10	4	1	1	1
00	Taylor, Morgan	g	2-5	0-0	1-2	1	3	4	2	5	0	2	0	2
21	Bishop, Jasmine	g	1-3	0-0	0-0	2	0	2	1	2	0	0	0	0
33	Gatzounas, Sophie	g	0-0	0-0	0-0	0	0	0	0	0	0	0	0	0
Team					3	4	7							
Totals			28-67	4-10	8-10	11	17	28	17	68	12	7	5	12
1st - FG %:		6-15	40.0%	2nd: 7-19	36.8%	3rd: 10-20	50.0%	4th: 5-13	38.5%	Game: 28-67	41.8%	Deadball		
3FG %:		0-2	0.0%	1-3	33.3%	3-4	75.0%	0-1	0.0%	4-10	40.0%	Rebounds		2
FT %:		0-0	0.0%	1-1	100.0%	0-0	0.0%	7-9	77.8%	8-10	80.0%			

Bucknell 62 • 22-9

##	Player	Total		3-Ptr	Rebounds			PF	TP	A TO Blk Stl				Min
		FG-FGA	FG-FGA		Off	Def	Tot			A	TO	Blk	Stl	
32	Romaine, Catherine	f	2-3	0-0	0-2	3	6	9	2	4	3	3	1	0
50	Slagus, Kaitlyn	f	6-12	0-5	3-6	2	8	10	0	15	1	3	0	0
02	English, Kyi	g	2-6	1-4	2-2	0	3	3	0	7	2	4	0	0
13	Dumiak, Rachel	g	1-6	0-4	2-2	3	4	7	4	4	3	1	0	0
20	Walker, Kate	g	8-15	4-8	5-7	5	4	9	2	25	3	5	1	0
03	Brugler, Tessa	g	0-1	0-1	0-0	0	0	0	1	0	0	1	0	0
04	Hayes, Gia	g	1-2	0-0	0-2	0	0	0	0	2	0	0	1	1
22	Mikkelsen, Maegan	g	0-1	0-1	0-0	0	0	0	0	0	0	0	0	1
23	Johnson, Ally	g	0-1	0-1	0-0	0	0	0	0	0	0	1	0	0
24	Ceppi, Autumn	g	0-0	0-0	0-0	0	0	0	1	0	0	1	0	0
25	Kapp, Abby	g	1-2	0-1	0-0	0	2	2	1	2	1	3	0	0
40	Mack, Ellie	g	1-3	1-2	0-0	0	1	1	0	3	0	0	0	1
Team					2	0	2							
Totals			22-52	6-27	12-21	15	28	43	11	62	13	22	3	3
1st - FG %:		4-12	33.3%	2nd: 7-14	50.0%	3rd: 8-13	61.5%	4th: 3-13	23.1%	Game: 22-52	42.3%	Deadball		
3FG %:		1-6	16.7%	1-7	14.3%	1-5	20.0%	3-9	33.3%	6-27	22.2%	Rebounds		7
FT %:		0-2	0.0%	0-2	0.0%	4-5	80.0%	8-12	66.7%	12-21	57.1%			

Officials: Kenneth Kelly, Shawn Goode, Kristi Vera

Technical fouls: Navy-None. Bucknell-None.

Attendance: 619

Patriot League Tournament Semifinal

Score by periods	1st	2nd	3rd	4th	Total
Navy	12	16	23	17	68
Bucknell	9	15	21	17	62

Last FG - NAVY 4th-00:20, BUCKNELL 4th-02:10.

Largest lead - NAVY by 10 3rd-01:59, BUCKNELL None.

NAVY led for 38:04. BUCKNELL led for 00:00. Game was tied for 01:56.

Score tied - 1 time.
Lead changed - 0 times.

Bucknell vs Navy

02/21/18 7 p.m. at Annapolis, Md. (Alumni Hall)

Bucknell 49 • 19-8, 13-3 PL

#	Player		Total		3-Ptr	Rebounds			PF	TP	A TO Blk Stl				Min
			FG-FA	FG-FA	FT-FTA	Off	Def	Tot			A	TO	Blk	Stl	
32	Romaine, Catherine	f	1-4	0-0	0-0	1	2	3	0	2	0	1	0	1	29
50	Slagus, Kaitlyn	f	4-12	0-3	4-4	5	8	13	3	12	0	3	1	0	27
02	English, Kyi	g	1-7	0-2	0-0	2	2	4	0	2	1	3	0	1	36
13	Dumiak, Rachel	g	1-1	0-0	1-2	2	1	3	2	3	0	2	0	2	16
20	Walker, Kate	g	4-11	0-3	3-4	0	3	3	3	11	1	4	1	2	34
03	Brugler, Tessa		0-0	0-0	0-0	0	2	2	1	0	0	1	0	0	4
04	Hayes, Gia		1-3	0-0	0-0	0	2	2	1	2	0	0	0	0	4
22	Mikkelsen, Maegan		0-0	0-0	0-0	0	0	0	0	0	0	0	0	0	1
24	Ceppi, Autumn		2-5	0-3	0-0	0	1	1	1	4	2	0	0	0	19
25	Kapp, Abby		0-2	0-0	0-0	1	1	2	0	0	0	0	0	0	10
40	Mack, Ellie		6-9	1-3	0-0	2	4	6	1	13	0	1	0	1	20
Team						2	3	5							
Totals			20-54	1-14	8-10	15	29	44	12	49	4	15	2	7	200
1st - FG %:			6-13	46.2%	2nd: 5-15	33.3%	3rd: 5-12	41.7%	4th: 4-14	28.6%	Game: 20-54		37.0%	Deadball	
3FG %:			0-2	0.0%	1-6	16.7%	0-4	0.0%	0-2	0.0%	1-14		7.1%	Rebounds	
FT %:			4-4	100.0%	0-0	0.0%	3-4	75.0%	1-2	50.0%	8-10		80.0%	1	

Last Time Out: Navy at Boston, Saturday, February 23

Navy battled for 40 minutes on the road at Boston University on Saturday afternoon, but came up short down the stretch as the host Terriers pulled away late for a 66-55 victory. Within four points at 47-43 after three quarters, the Mids (10-15, 5-10 PL) were unable to find an answer for the Terriers (13-12, 9-6 PL) in the fourth quarter as they were outscored by seven points, 19-12 in action at "The Roof" at Case Gym.

Individually, Navy tightened its rotation and had four of its starters registered 32 minutes or more of playing time. On the court for a career-high 39 minutes, Kolbi Green posted a personal-best of 20 points on 6-of-14 shooting, four three-pointers and four made free throws. Massachusetts native Sophie Gatzounas was the second-highest scorer with 13 points in 32 minutes of court time.

The Mids started off hot as the team deposited a pair of baskets over the first 1:36, Gatzounas put the exclamation point on that opening run with a three-pointer from the right corner. With the score 5-0, the host Terriers fired back with a pair of Lauren Spearman treys. Green helped Navy keep pace with a three-pointer of her own at 7:43. Jasmine Bishop made it four Mids in the box score within four minutes as she sank a pull-up jumper at 6:17. The hectic offensive pace continued as Gatzounas made it a 12-8 game on the next possession. The Terriers rattled off an 8-2 run over the next 4:24 to knot the game at 16-16 by the 1:31 mark. Green netted her second three-pointer of the period 24 seconds later to put the Mids back ahead, 19-16.

Coming out of the first quarter intermission with the score 19-16 in favor of Navy, Boston immediately responded with seven unanswered points over a 2:22 span of play. A no-look pass from Jennifer Coleman to a cutting Gatzounas at 7:12 got the Mids back within two points, 23-21. After playing the role of facilitator with three assists over the first quarter and a half, Coleman finally got her way into the points' column with a

layup at 3:15 to make it a 27-25 game. A pair of free three throws by Gatzounas on the ensuing possession knotted the game at 27-27. From that point at 2:41, Boston closed the half on a 4-0 run to take a 31-27 lead into the locker room. That four-point lead was the largest of the opening 20 minutes for the Terriers.

Boston slowly extended its lead over Navy over the opening 2:30 of the third quarter as the hosts netted a pair baskets versus one for the Mids. Down 35-29, Green found success from distance for the third time on Saturday with a trey from the left wing at 7:11. Consecutive layups by Coleman and Green at 5:51 and 5:15 cut Navy's deficit to just one at 37-36. A successful free throw by Coleman at 4:38 re-tied the game for the fifth time, Green did the same a minute later to make it 40-40. Over the final 3:26, Boston outscored Navy 7-3 to take a 47-43 lead into the quarter break.

Trailing by four, the Mids dialed up their freshmen backcourt of Coleman and Green to the tune of five points in 84 seconds and just like that Navy was up 48-47. The back-and-forth action continued as the Terriers responded with a 9-2 run to go back ahead 56-50 by the 5:44 mark. Up six, Boston got a Katie Nelson jump at 5:01 to take its then-biggest lead of the game, 58-50. Over the next two minutes, the hosts were able to add four more points to its advantage. Green ended this 11-0 run that spanned 4:20 with a pair of foul shots at 2:50. With the score 62-52, each team recorded a basket down the stretch as the Terriers made a jumper, while the Mids countered with a Darryl Langford three-pointer. Two foul shots in the final five seconds by Boston made the final score 66-55.

For the game, Boston outshot Navy 47.3 percent (26-55) to 39.6 percent (21-53). The teams posted similar three-point percentages with the Terriers carrying a 40.0 (6-15) mark versus 37.5 (6-16) for the Mids.

NAVY vs BOSTON 2/23/19 2 p.m. at Boston, Mass. (Case Gym "The Roof")

NAVY 55 • 10-15, 5-10 PL

#	Player		Total		3-Ptr	Rebounds			PF	TP					Min
			FG-FGA	FG-FGA	FT-FTA	Off	Def	Tot			A	TO	Blk	Stl	
13	Gatzounas, Sophie	f	5-9	1-3	2-2	1	2	3	4	13	1	0	0	0	32
21	Bishop, Jasmine	f	3-9	0-0	0-0	0	5	5	3	6	1	1	0	1	27
01	Green, Kolbi	g	6-14	4-9	4-7	1	2	3	1	20	2	4	0	2	39
02	Coleman, Jennifer	g	3-12	0-0	1-2	4	4	8	3	7	5	6	0	0	32
15	Roach, Bianca	g	3-5	0-2	0-0	0	0	0	1	6	2	1	0	4	33
00	Taylor, Morgan		0-1	0-1	0-0	0	0	0	0	0	0	2	0	0	6
12	Swanda, Sierra		0-2	0-0	0-0	1	0	1	0	0	0	0	0	3	20
14	Langford, Darryl		1-1	1-1	0-0	0	0	0	1	3	0	1	0	0	2
55	Ulasewicz, Mary Kate		0-0	0-0	0-0	0	1	1	0	0	1	1	0	0	9
Team						0	4	4				1			
Totals			21-53	6-16	7-11	7	18	25	13	55	12	17	0	10	200
1st - FG %: 8-14 57.1% 2nd: 3-11 27.3% 3rd: 6-17 35.3% 4th: 4-11 36.4% Game: 21-53 39.6% Deadball															
3FG %: 3-6 50.0% 0-2 0.0% 1-3 33.3% 2-5 40.0% 6-16 37.5% Rebounds															
FT %: 0-0 0.0% 2-2 100.0% 3-6 50.0% 2-3 66.7% 7-11 63.6% 3															

BOSTON 66 • 13-12, 9-6 PL

#	Player		Total		3-Ptr	Rebounds			PF	TP					Min
			FG-FGA	FG-FGA	FT-FTA	Off	Def	Tot			A	TO	Blk	Stl	
03	Thompson, Naiyah	f	3-10	0-0	2-2	3	4	7	2	8	1	5	1	2	27
20	Irving, Nia	f	4-7	0-0	3-3	4	6	10	2	11	2	5	1	1	34
02	Nelson, Katie	g	2-8	0-5	2-2	1	3	4	2	6	6	6	0	1	40
04	Hauck, Payton	g	9-15	3-3	1-2	1	2	3	0	22	4	4	0	4	37
21	Spearman, Lauren	g	4-9	3-7	0-0	0	1	1	4	11	4	2	0	3	39
23	Pressley, Tenisha		0-0	0-0	0-0	0	0	0	0	0	0	0	0	0	1
25	Childs, Riley		4-6	0-0	0-0	1	8	9	3	8	1	2	0	0	21
30	Edgehill, Vanessa		0-0	0-0	0-0	0	0	0	0	0	0	0	0	0	1
Team						2	2	4							
Totals			26-55	6-15	8-9	12	26	38	13	66	18	24	2	11	200
1st - FG %: 6-12 50.0% 2nd: 5-11 45.5% 3rd: 7-13 53.8% 4th: 8-19 42.1% Game: 26-55 47.3% Deadball															
3FG %: 3-6 50.0% 1-3 33.3% 2-4 50.0% 0-2 0.0% 6-15 40.0% Rebounds															
FT %: 1-2 50.0% 4-4 100.0% 0-0 0.0% 3-3 100.0% 8-9 88.9% 0															

Officials: Shawn Goode, Corey Pothier, Fidel Gonzalez
Technical fouls: NAVY-None. BOSTON-None.
Attendance: 1054

Score by periods	1st	2nd	3rd	4th	Total
NAVY	19	8	16	12	55
BOSTON	16	15	16	19	66

	In	Off	2nd	Fast	Bench
Points	Paint	T/O	Chance	Break	
NAVY	26	23	5	4	3
BU	32	14	11	2	8

Last FG - NAVY 4th-00:30, BU 4th-01:47.
Largest lead - NAVY by 5 1st-08:24, BU by 12 4th-03:02.
NAVY led for 08:53. BU led for 26:21. Game was tied for 04:46.

Score tied - 6 times.
Lead changed - 3 times.

2018-19 NAVY MIDSHIPMEN ROSTER

Numerical Roster

No.	Name	Cl.	Pos.	Ht.	Hometown/High School
0	Morgan Taylor	Jr.	G	5-7	Evans, Ga./Greenbrier
1	Kolbi Green	Fr.	G	5-4	Baltimore, Md./McDonogh School
2	Jennifer Coleman	Fr.	G	5-9	Richmond, Va./Highland Springs
3	Cayla Hannibal	So.	G	5-4	Virginia Beach, Va./Salem
10	Laurel Jaunich	Jr.	F	6-0	Charlotte, Vt./Champlain Valley Union
12	Sierra Swanda	So.	F	5-10	Jacksonville, Fla./Potter's House Christian Academy
13	Sophie Gatzounas	So.	G	5-9	South Hadley, Mass./South Hadley
14	Darryl Langford	Fr.	G	5-10	Fayetteville, Ga./Fayette County
15	Bianca Roach	Sr.	G	5-7	Virginia Beach, Va./Cape Henry Collegiate
21	Jasmine Bishop	So.	G	5-9	Twinsburg, Ohio/Twinsburg
22	Cailin Duffy	Fr.	G	5-10	Westerville, Ohio/Westerville South
30	Montana Braxton	Jr.	F	5-10	Cape Elizabeth, Maine/Cape Elizabeth
33	Grace Sheehan	So.	C	6-2	Fairfield, N.J./Mount Saint Dominic Academy
42	Ciera Hertelendy	Fr.	F	6-0	Inwood, W. Va./Martinsburg
55	Mary Kate Ulasewicz	Jr.	G	5-5	Doylestown, Pa./Mount St. Joseph

Staff

Position	Name	Alma Mater	Year at Navy
Head Coach	Stefanie Pemper	Idaho State '92	11th
Assistant Coach	Jimmy Colloton	Wittenberg '11	Fifth
Assistant Coach	Ryenn Micaletti	Seton Hill '11	Third
Assistant Coach	Katie Rokus	USC Aiken '03	Third
Assistant Coach	Kaitlyn Vican	Fordham '11	First
Faculty Representative	Clementine Fujimura		
Officer Representatives	Lt. Jordan McCullough, USN	LCDR Michael Major, USN	
Team Captain	Bianca Roach		

Pronunciation Guide

Sophie Gatzounas	gat • zoo • nuss
Ciera Hertelendy	hurt • TUH • lend • dee
Laurel Jaunich	JOHN • ick
Mary Kate Ulasewicz	you • LASS • ah • witz
Ryenn Micaletti	Ryan mick • ah • LET • tee
Katie Rokus	ROW • kuss
Kaitlyn Vican	VEYE • can

MIDSHIPMEN ROSTER BREAKDOWN

CLASS BREAKDOWN

Seniors (1):	Roach
Juniors (3):	Braxton, Jaunich, Taylor, Ulasewicz
Sophomores (5):	Bishop, Gatzounas, Hannibal, Sheehan, Swanda
Freshmen (5):	Coleman, Duffy Green, Hertelendy, Langford

POSITIONAL BREAKDOWN

Guards (5):	Coleman, Green, Hannibal, Taylor, Ulasewicz
Guard/Forwards (5):	Bishop, Duffy, Gatzounas, Langford, Roach
Forwards (4):	Braxton, Hertelendy, Jaunich, Swanda
Center (1):	Sheehan

REGIONAL BREAKDOWN

Mid-Atlantic (4):	Green (Md.), Hertelendy (W.Va.), Sheehan (NJ) Ulasewicz (Pa.)
Southeast (6):	Coleman (Va.), Hannibal (Va.), Langford (Ga.), Roach (Va.), Swanda (Fla.), Taylor (Ga.)
New England (3):	Braxton (Maine), Gatzounas (Mass.), Jaunich (Vt.)
Midwest (2):	Bishop (Ohio), Duffy (Ohio)

2018-19 NAVY QUICK FACTS

General

School	U.S. Naval Academy (Navy)
Location	Annapolis, Md.
Founded	October 10, 1845
Enrollment	4,400
Nickname	Midshipmen, Mids
Colors	Navy Blue (PMS 281) and Gold (PMS 4525)
Superintendent	Vice Adm. Ted Carter, Jr., USN
Commandant of Midshipmen	Capt. Robert Chadwick II, USN
Director of Athletics	Chet Gladchuk
Ticket Office Phone	1-800-US4-NAVY (874-6289)
Program Season	43rd
Varsity Season	42nd
Division I Season	28th
Conference	Patriot League
Year in Conference	28th

Arena

Name	Alumni Hall
Location	On Campus
Capacity	5,710
Year Opened	1991-92
W-L Record in Alumni Hall	251-127 (.665)
Overall Home W-L Record	378-178 (.681)
Alumni Hall Press Row	410-263-3929

Basketball Staff

Head Coach	Stefanie Pemper
Alma Mater	Idaho State '92
Year at Navy	11th
Overall / P.L. Record at Navy	207-137 / 111-64
Career Record	442-185 (21 Seasons)
Assistant Coach	Jimmy Colloton
Alma Mater	Wittenberg '11
Year at Navy	Fifth
Assistant Coach	Ryenn Micaletti
Alma Mater	Seton Hill '11
Year at Navy	Third
Assistant Coach	Katie Rokus
Alma Mater	USC Aiken '03
Year at Navy	Third
Associate Head Coach	Kaitlyn Vican
Alma Mater	Fordham '11
Year at Navy	First

Support Staff

Administrative Assistant	Carol Alton
Athletic Trainer	Gregg Calhoon
Equipment Manager	Shari Mangas
Strength & Conditioning Coach	Brittany Wolford

Program History

First Season	1976-77 (junior varsity level)
First Varsity Season	1977-78
43-Year Program Record	657-524 (.556)
42-Year Varsity Record	647-523 (.553)
Division II Era	1977-78 through 1990-91 (14 yrs.)
Record	210-135 (.609)
Division I Era	1991-92 to present (28 yrs.)
Record	437-388 (.530)
First Patriot League Season	1991-92
27-Year Patriot League Record	212-190 (.527)
Patriot League Tournament Record	26-24 (.520)
Patriot League Regular Season Titles	Four
	1998 (co), 2011 (co), 2013 (co), 2014
Patriot League Tournament Titles	Three
	2011, 2012, 2013
NCAA Tournament Appearances	Three (0-3)
	2011, 2012, 2013
WNIT Appearances	Three (1-3)
	2014, 2017 (2nd round), 2018

Team Information

2017-18 Overall Record	25-8
Home / Away / Neutral	16-1 / 9-7 / 0-0
2017-18 P.L. Record	13-5 (3rd Place)
Home / Away / Neutral	8-1 / 5-4 / 0-0
2018 P.L. Tournament Round (W-L)	Finals (2-1)
2018 Postseason	WNIT 1st Rnd: L, 56-55 @ Virginia Tech
2017-18 Starters Returning / Lost	2 / 3
2017-18 Letterwinners Returning / Lost	6 / 4
2017-18 Players Returning / Lost	10 / 6
New Players	5

Sports Information

Ast. Sports Info Director / WBB Contact	Alex Lumb
Office Phone	410-293-8771
E-Mail	lumb@usna.edu
Sports Information Fax	410-293-8954
Website	www.navyports.com
Mailing Address	USNA, Ricketts Hall
	566 Brownson Rd., Annapolis, MD 21402

2017-18 Starters

Returning – 2

Player	Cl.	Pos.	Ht.	Pts.	Reb.	Ast.
Bianca Roach	Sr.	G	5-7	6.3	2.7	1.9
Laurel Jaunich	Jr.	F	6-0	5.2	3.7	1.0

Lost – 3

Player	Cl.	Pos.	Ht.	Pts.	Reb.	Ast.
Taylor Dunham	'18	G	5-4	14.8	3.0	2.9
Hannah Fenske	'18	G	5-8	10.8	4.2	3.8
Kaila Clark	'20	F	5-11	7.8	8.3	2.1-BK

Additional 2017-18 Letterwinners

Returning – 4

Player	Cl.	Pos.	Ht.	Pts.	Reb.	Ast.
Morgan Taylor	Jr.	G	5-7	6.9	3.3	1.0
Mary Kate Ulasewicz	Jr.	G	5-5	3.0	1.4	0.7
Jasmine Bishop	So.	G/F	5-9	2.0	1.6	0.4
Sophie Gatzounas	So.	G/F	5-9	6.2	4.2	0.8

Lost – 1

Player	Cl.	Pos.	Ht.	Pts.	Reb.	Ast.
Molly Sanders	'19	G	5-7	3.5	2.3	1.8

Additional 2017-18 Players

Returning – 4

Player	Cl.	Pos.	Ht.	Pts.	Reb.	Ast.
Montana Braxton	Jr.	F	5-10	0.7	0.3	0.0
Cayla Hannibal	So.	G	5-4	1.5	0.5	0.5
Grace Sheehan	So.	C	6-2		DNP	
Sierra Swanda	So.	F	5-10	0.7	2.0	0.1

Lost – 2

Player	Cl.	Pos.	Ht.	Pts.	Reb.	Ast.
Maggie Phillips	'18	F	6-0	1.0	0.3	0.0
Victoria Coleman	'21	C	6-3		DNP	

New 2018-19 Players – 5

Player	Cl.	Pos.	Ht.
Kolbi Green	Fr.	G	5-4
Jennifer Coleman	Fr.	G	5-9
Cailin Duffy	Fr.	G	5-10
Darryl Langford	Fr.	G	5-10
Ciera Hertelendy	Fr.	F	6-0

The U.S. Naval Academy

As the undergraduate college of the Naval service, the Naval Academy prepares young men and women to become professional officers in the U.S. Navy and Marine Corps. Naval Academy students are midshipmen on active duty in the U.S. Navy. They attend the academy for four years, graduating with bachelor of science degrees and reserve commissions as ensigns in the Navy or second lieutenants in the Marine Corps. Naval Academy graduates serve at least five years as Navy or Marine Corps officers.

Founded in 1845 by Secretary of the Navy George Bancroft, the Academy started as the Naval School on 10 acres of old Fort Severn in Annapolis with an original class of 55. In 1850 the Naval School became the United States Naval Academy. A new curriculum went into effect requiring midshipmen to study at the Academy for four years and to train aboard ships each summer. Congress authorized the Naval Academy to begin awarding bachelor of science de-

grees in 1933. Today, the Academy offers 25 major fields of study, a wide variety of elective courses and advanced study and research opportunities.

USNA Mission Statement

"To develop midshipmen morally, mentally and physically and to imbue them with the highest ideals of duty, honor and loyalty in order to graduate leaders who are dedicated to a career of naval service and have potential for future deployment in mind and character to assume the highest responsibilities of command, citizenship and government."

Midshipman

The word midshipman first appeared in English in the 17th century in the form of the word midshipman to designate those men who were stationed "amidships," i.e. in the waist or middle portion of the vessel, while on duty. By 1687, however, the second 's' had been dropped to give the current form of the word. Midshipmen were originally boys, sometimes as young as seven or eight, who were apprenticed to sea captains to learn the sailor's trade.

In the early days of the American Navy, midshipmen trained aboard ship until they were eventually commissioned as ensigns. With the founding of the Naval Academy in 1845, it became possible, as it still is, for a midshipman to enter the Navy directly from civilian life.

The name of students at the Naval Academy changed several times between 1870 and 1902, when Congress restored the original title of Midshipman, and it has remained unchanged since.



Stefanie Pemper

Head Coach

11th Season

Idaho State '92; Idaho State '97

2011 and '14 Patriot League Coach of the Year

Stefanie Pemper enters her 11th season as the head coach of the Mids in the fall of 2018. The two-time Patriot League Coach of the Year and the winningest coach in school history who worked with USA Basketball during the 2014 summer has generated a turnaround in the program that has made it one of the most successful squads in the league during her tenure.

Consider the differences in the fortunes of the program before and after her hiring:

*Before: 18 winning seasons in 31 years, including just six in 17 seasons on the Division I level and one in the prior nine years ... After: Nine winning seasons;

*Before: Four winning seasons in Patriot League regular season games in 17 seasons, including none in the prior nine seasons ... After: Nine winning seasons;

*Before: A Patriot League record of 98-118 (45.4%) in 17 seasons ---- including a 46-76 (37.7%) record in the prior nine seasons ... After: A league record of 106-54 (66.3%);

*Before: Shared the Patriot League regular season title once and placed no lower than in a tie for third place five times ... After: Won the regular season crown outright once and shared it twice while finishing no lower than in a tie for third place eight times;

*Before: A Patriot League Tournament record of 9-17 (34.6%), including a 1-9 record (10%) in the prior nine years ... After: A record of 17-7 (70.8%) in the event;

*Before: Two appearances in the championship game of the Patriot League Tournament ---- none in the prior nine years ---- without winning the title ... After: Three tournament titles and five title game appearances;

*Before: No national post-season tournament appearances ... After: Three trips to the NCAA Tournament and three to the WNIT.

Pemper became Navy's winningest coach when the Mids defeated Monmouth on Nov. 30, 2017, for her 179th win on The Yard. Coming into the 2018-19 season, she has compiled an overall record of 197-122 in her decade on the Navy sideline, a win total that also ranks fifth in Patriot League history. Her 106 Patriot League regular season wins also ranks fifth in league history and her 17 tournament victories stands third all-time among league coaches.

Additionally, Navy has advanced to the semifinal round of the Patriot League Tournament in nine of her 10 years, the most semifinal appearances in the league during this time (American has made seven semifinal round appearances). The Mids had reached the semifinal round of the event seven times in their first 17 years in the league.

Navy's run of league crowns began with the 2010-11 season. The Mids posted an overall record of 20-12 that year and finished the Patriot League's regular season with a share of the league crown — for the first time in 13 years and the second time in school history — with a record of 10-4. The Mids entered the 2011 league tournament as the top-seeded team for the first time in Navy's two-decade membership in the league. Navy would make its No. 1 seed hold up as the Mids advanced to the program's first NCAA Tournament in their 20th season of competition on the Division I level.

Pemper would be recognized that year as the Patriot League Coach of the Year.

The 2011-12 campaign saw the Mids garner the No. 3 seed in the league tournament with a league mark of 8-6 as part of an overall record of 18-14. After winning a home quarterfinal round, Navy went on the road to knock off No. 2 seed Lehigh in the semifinal round of the tournament. The Mids then topped Holy Cross in the championship game to once again cut down the nets in Alumni Hall.

The 2012-13 saw Navy compile an 11-3 record in league play (21-12 overall) to earn a share of the league's regular season title. The Mids ran their winning streak in the postseason to nine games in a row to become just the second program in league history to win as many as three-consecutive tournament titles.

Navy set a then-school record with its overall mark of 24-8 during the 2013-14 season and won the first outright league regular season title in school history with a 15-3 mark against Patriot League foes. Pemper would earn her second Patriot League Coach-of-the-Year nod after the end of the regular season.

The 2016-17 campaign saw Navy tie the school record with 24 wins (24-10), place second in the league during the regular season (14-4) and reach the title game of the league tournament. The 2016-17 squad also became the first in 20 years to defeat Army West Point three times in a single season. The year was capped by the Mids defeating George Washington in the first round of the WNIT to record the program's first national post-season tournament victory as well as the league's second win in the event.

The Mids then bettered the school record for wins in a season with their 25-8 mark during the 2017-18 campaign. Navy placed third in the Patriot League's regular season with a 13-5 record and advanced to the title game of the league tournament for the second year in a row and the fifth time in eight years. The Mids received an at-large berth into the WNIT and fell, 56-55, to a Virginia Tech team that reached the championship game of the event.

The Mids have represented both Navy and the Patriot League well in each of their six post-season appearances.

In Navy's inaugural NCAA Tournament trip, the No. 14 Mids gave DePaul, the region's No. 3 seed and the ninth-ranked team in the country, a battle in the 2011 edition of the event. Navy held the lead over the Blue Demons in the second half and was within single digits of the eventual Sweet 16-advancing DePaul squad with five minutes left in the game before falling, 56-43. It was the closest game played by a Patriot League team since 1991.

Navy received the No. 15 seed in the 2012 NCAA Tournament and was sent to nearby College Park for a first round game at Maryland. The Mids gave the No. 2 seeded-Terrapins all they wanted as Navy was within seven points of the eventual Elite Eight-bound Maryland squad before losing a 59-44 decision.

In Navy's 2013 trip to March Madness, it became the first Patriot League team to hold a halftime lead in an NCAA Tournament game in over two decades as the No. 15 Mids held the lead over No. 2 seed and seventh-ranked Kentucky for all but two minutes of the first half before taking a 26-25 lead at the break. The Mids were within six points of the Wildcats late in the second half before Kentucky recorded a 61-41 win.

The Mids then went on the road to face Old Dominion in the first round of the 2014 WNIT. Navy trailed the Monarchs by just three points in the game's waning minutes before late free throws gave the home team a 68-60 victory.

The turnaround in fortunes for the program began in Pemper's inaugural season of 2008-09. That year she guided the Mids to a 16-15 overall record and an 8-6 mark in Patriot League play. The 16 wins attained by the team was an improvement of nine wins over the 2007-08 season. The 2008-09 Mids not only ranked as the most improved team in Navy history, the squad also tied for 13th place nationally in terms of the biggest turnarounds in terms of victory totals from the prior season. Navy's league mark also was the best for the Mids since the 1997-98 season, while its tie for third place was its best in a decade.

Her initial campaign was capped off by Navy defeating Bucknell in the quarterfinal round of the Patriot League Tournament. The win was the first for the Mids in the tournament in five years and just the second by Navy in the postseason in a decade.

The success for the squad continued in her second season. The 2009-10 campaign saw Navy compile an overall record of 17-14 along with an 8-6 mark in the league and earn the No. 3 seed in the league tournament. That led to the Mids recording a victory over Colgate in the quarterfinal round of the postseason. Additionally that year, Navy attained its first season sweep of Holy Cross in school history, its first regular season sweep of Bucknell in over a decade and a sweep of Army for the first time in seven years.

Despite entering the 2014-15 season with having only one player who had started a game in their career on the squad and players who had totaled only 90 league games played in their combined careers the Mids posted an overall record of 17-14, tied for fourth place in the league's regular season standings with a mark of 10-8 and reached the semifinal round of the league tournament.

Personal & Coaching History

Hometown	Huntington Beach, Calif.
Education	B.A., Idaho St. '92 (Communications) M. Ed., Idaho St. '97 (P.E./Athletic Admin.)
1992-93	Alaska-Anchorage (Grad. Asst.)
1993-95	Idaho St. (Asst. Coach)
1995-98	Harvard (Asst. Coach)
1998-2008	Bowdoin (Head Coach)
2008-pres.	Navy (Head Coach)
2004	NCAA D-III National Coach of the Year
2003, '04	NCAA D-III District I Coach of the Year
2002, '04, '06	NESCAC Coach of the Year
2011, '14	Patriot League Coach of the Year
10-Year Record at Bowdoin	235-48 (.830)
11-Year Record at Navy	207-137 (.602)
21-Year Overall Record	442-185 (.705)

Head Coach Stefanie Pemper

Coaching at Bowdoin

Pemper arrived at Navy after posting a 235-48 record as the head coach of Bowdoin. Her 10-year winning percentage of 83% ranked fourth in NCAA Division III history upon her departure. The team also compiled a New England Small College Athletic Conference regular season record of 65-7 (.903) during her tenure and won at least a share of six conference regular season titles to go along with seven conference tournament crowns.

Pemper's teams were especially dominant at home, winning 76 consecutive games from 2001-07, the fourth-longest home winning streak in NCAA Division III history.

Bowdoin's success was not limited to the conference level under Pemper, who also served as the school's Senior Woman Administrator, as the program qualified for the NCAA Tournament in all but one of her 10 years at the school. The Polar Bears made seven consecutive Sweet 16 appearances from 2001-07 and advanced to the Elite Eight in six-straight years (2002-07).

School history was made by the team during its magical 2003-04 season. Bowdoin compiled a 30-1 record on the year, with its lone loss coming in the NCAA National Championship Game. It was the first national title game appearance for any team in school history. At the conclusion of the season, Pemper was selected as the WBCA NCAA Division III National Coach of the Year. She also was tabbed as the District I Coach of the Year in both 2003 and '04, and was named as the NESCAC Coach of the Year in 2002, '04, and '06.

In addition to her accolades, Pemper's players also regularly were honored on the national level. The laurels included Lora Trenkle (2004) and Eileen Flaherty (2007) garnering First-Team All-America accolades and Flaherty being selected as the WBCA National Player of the Year.

Pemper was inducted into the New England Basketball Hall of Fame in October 2009.

Playing at Idaho State

A native of Huntington Beach, Calif., Pemper is a 1992 graduate of Idaho State. She would earn All-Big Sky Conference laurels during her final two seasons at the school and be inducted into its hall of fame in 2003. She earned a pair of degrees at the school, first a Bachelor of Arts degree in communication (1992) then a Master's of Physical Education/Athletic Administration (1997).

Early Coaching Career

Following graduation and the conclusion of her playing career, Pemper served one season as a graduate assistant at Alaska-Anchorage, before returning to her alma mater to begin a two-year stint as a member of the school's coaching staff. From there, Pemper traveled to the East Coast to join the staff at Harvard.

The Crimson won at least 20 games during each of her three seasons in Cambridge and posted a 39-3 Ivy League record over that time. Harvard won the conference title and advanced to the NCAA Tournament in each of her three years. After losing in the first round of the NCAA Tournament in both 1996 and '97, Harvard became the first — and only — No. 16 seed in either the women's or men's national tournament to win a first round game when the Crimson topped the No. 1 seed Stanford Cardinal.

Pemper's Year-by-Year Coaching Summary						
Season	School	Position	Over. Record	Conf. Record	Place	Post-Season Teams
1992-93	Alaska-Anchorage	Grad. Asst. Coach	11-15	4-6	4th	—
1993-94	Idaho State	Assistant Coach	7-19	4-10	6th	—
1994-95	Idaho State	Assistant Coach	4-24	3-11	7th	—
1995-96	Harvard	Assistant Coach	20-7	13-1	1st	NCAA – First Round
1996-97	Harvard	Assistant Coach	20-7	14-0	1st	NCAA – First Round
1997-98	Harvard	Assistant Coach	23-5	12-2	1st	NCAA – Second Round
1998-99	Bowdoin	Head Coach	19-6	none	n/a	NCAA – Second Round
1999-00	Bowdoin	Head Coach	12-11	none	n/a	—
2000-01	Bowdoin	Head Coach	21-8	7-2	T-2nd*	NCAA – Sweet 16
2001-02	Bowdoin	Head Coach	26-2	8-1	1st*	NCAA – Elite Eight
2002-03	Bowdoin	Head Coach	26-3	9-0	1st*	NCAA – Elite Eight
2003-04	Bowdoin	Head Coach	30-1	9-0	1st*	NCAA – Finalist
2004-05	Bowdoin	Head Coach	26-3	9-0	1st*	NCAA – Elite Eight
2005-06	Bowdoin	Head Coach	27-3	8-1	T-1st*	NCAA – Elite Eight
2006-07	Bowdoin	Head Coach	29-2	9-0	1st*	NCAA – Elite Eight
2007-08	Bowdoin	Head Coach	19-9	6-3	T-3rd	NCAA – Second Round
2008-09	Navy	Head Coach	16-15	8-6	T-3rd	—
2009-10	Navy	Head Coach	17-14	8-6	3rd	—
2010-11	Navy	Head Coach	20-12	10-4	T-1st*	NCAA – First Round
2011-12	Navy	Head Coach	18-14	8-6	T-3rd*	NCAA – First Round
2012-13	Navy	Head Coach	21-12	11-3	T-1st*	NCAA – First Round
2013-14	Navy	Head Coach	24-8	15-3	1st	WNIT – First Round
2014-15	Navy	Head Coach	17-14	10-8	T-4th	—
2015-16	Navy	Head Coach	15-15	9-9	6th	—
2016-17	Navy	Head Coach	24-10	14-4	2nd	WNIT – Second Round
2017-18	Navy	Head Coach	25-8	13-5	3rd	WNIT - First Round
2018-19	Navy	Head Coach	10-15	5-10		
* — Conference Tournament Champions						
Notes:						
• 65-7 (.903) conference record and 20-9 (.689) NCAA Tournament record at Bowdoin.						
• Left Bowdoin ranked fourth in NCAA D-III history for career winning percentage (.830).						
• Won six New England Small College Athletic Conference regular season titles and seven NESCAC tournament titles.						
Changing Course Under Pemper						
Navy W-L vs.	All Games		P.L. Regular Season		P.L. Tournament	
	Pre-Pemper W-L	Pemper W-L	Pre-Pemper W-L	Pemper W-L	Pre-Pemper W-L	Pemper W-L
American	12-18 / .400	11-14 / .440	6-8 / .429	10-11 / .476	1-2 / .333	1-3 / .250
Army	24-26 / .480	13-10 / .565	16-18 / .471	12-10 / .545	3-2 / .600	1-0 / .100
Boston U.	0-0 / .000	9-3 / .750	0-0 / .000	9-3 / .750	0-0 / .000	0-0 / .000
Bucknell	15-25 / .375	14-13 / .519	12-22 / .353	9-12 / .429	0-3 / .000	5-1 / .833
Colgate	22-15 / .595	21-4 / .840	20-14 / .588	18-4 / .818	2-1 / .667	3-0 / .100
Holy Cross	4-36 / .100	18-7 / .720	4-30 / .118	16-6 / .727	0-6 / .000	2-1 / .667
Lafayette	32-17 / .653	20-5 / .800	23-11 / .676	18-4 / .818	3-0 / .100	2-1 / .667
Lehigh	20-19 / .513	13-11 / .542	17-17 / .500	11-11 / .500	0-1 / .000	2-0 / .100
Loyola	10-2 / .833	9-4 / .692	0-0 / .000	8-3 / .727	0-0 / .000	1-1 / .500
Total	139-158 / .468	128-71 / .643	98-120 / .450	111-64 / .634	9-15 / .375	17-7 / .708
Overall (with Fordham's 4 P.L. Seasons)			101-125 / .447		9-17 / .342	

Stefanie Pemper in the Navy Record Book

Wins – All Games

1.	207	Stefanie Pemper, 2009-pres.
2.	178	Dave Smalley, 1978-89
3.	141	Joe Sanchez, 1995-03
4.	57	Tom Marryott, 2004-08
5.	32	Jerry Hutchison, 1990-91
6.	31	Debra Schlegal, 1992-94

Win. Pct. – All Games

1.	.667	Jerry Hutchison, 32-16
2.	.602	Stefanie Pemper, 207-137
3.	.599	Dave Smalley, 178-119
4.	.517	Joe Sanchez, 141-112
5.	.390	Tom Marryott, 57-89
6.	.383	Debra Schlegal, 31-50

Wins – Patriot League Games

1.	111	Stefanie Pemper, 2009-pres.
2.	59	Joe Sanchez, 1995-03
3.	28	Tom Marryott, 2004-08
4.	14	Debra Schlegal, 1992-94

Win. Pct. – Patriot League Games

1.	.634	Stefanie Pemper, 111-64
2.	.518	Joe Sanchez, 59-55
3.	.400	Tom Marryott, 28-42
4.	.333	Debra Schlegal, 14-28

Wins – Patriot League Tournament Games

1.	17	Stefanie Pemper, 2009-pres.
2.	7	Joe Sanchez, 1995-03
3.	1	Debra Schlegal, 1992-94
	1	Tom Marryott, 2004-08

Win. Pct. – Patriot League Tournament Games

1.	.708	Stefanie Pemper, 17-7
2.	.458	Joe Sanchez, 7-9
3.	.250	Debra Schlegal, 1-3
4.	.167	Tom Marryott, 1-5

Stefanie Pemper in the Patriot League Record Book

Wins – All Games (PL Era Only)

1.	510	Bill Gibbons, Holy Cross (1991-pres.)
2.	377	Sue Troyan, Lehigh (1995-pres.)
3.	248	Dave Magarity, Army (2007-pres.)
4.	209	Kathy Fedorjaka, Bucknell (1998-12)
5.	207	Stefanie Pemper, Navy (2009-pres.)
6.	145	Aaron Roussell, Bucknell (2013-pres.)
7.	141	Joe Sanchez, Navy (1995-03)
8.	126	Pat Fisher, Lafayette (1991-01)
9.	113	Megan Gebbia, American (2014-pres.)
10.	101	Matt Corkery, American (2009-13)

Win. Pct. – All Games (PL Era Only)

1.	.678	Kevin Morris, Fordham, 40-19, (1994-95)
2.	.671	Aaron Roussell, Bucknell, 145-71 (2013-pres.)
3.	.656	Matt Corkery, American, 101-53 (2009-13)
4.	.645	Maggie Dixon, Army, 20-11 (2006)
5.	.638	Chris Wielgus, Fordham, 37-21 (1992-93)
6.	.631	Dave Magarity, Army, 248-145 (2007-pres.)
7.	.608	Megan Gebbia, American, 113-73 (2014-pres.)
8.	.602	Stefanie Pemper, Navy, 207-137 (2009-pres.)
9.	.583	Bill Gibbons, Holy Cross, 510-365 (1991-pres.)
10.	.557	Joe Sanchez, Navy, 141-112 (1995-03)

Wins – Patriot League Games

1.	273	Bill Gibbons, Holy Cross (1991-pres.)
2.	187	Sue Troyan, Lehigh (1996-pres.)
3.	131	Dave Magarity, Army (2007-pres.)
4.	111	Stefanie Pemper, Navy (2009-pres.)
5.	108	Kathy Fedorjaka, Bucknell (1998-12)
6.	87	Aaron Roussell, Bucknell (2013-pres.)
7.	76	Megan Gebbia, American (2014-pres.)
8.	63	Pat Fisher, Lafayette (1991-01)
9.	59	Joe Sanchez, Navy (1995-03)
10.	54	Matt Corkery, American (2009-13)

Win. Pct. – Patriot League Games

1.	.786	Kevin Morris, Fordham, 22-6 (1994-95)
	.786	Maggie Dixon, Army, 11-3 (2006)
3.	.771	Matt Corkery, American, 54-16 (2009-13)
4.	.750	Lou Kern, Fordham, 9-3 (1991)
	.750	Chris Wielgus, Fordham, 21-7 (1992-93)
6.	.731	Aaron Roussell, Bucknell, 87-32 (2013-pres.)
7.	.724	Megan Gebbia, American, 76-29 (2014-pres.)
8.	.671	Bill Gibbons, Holy Cross, 273-134 (1991-pres.)
9.	.645	Dave Magarity, Army, 131-72 (2007-pres.)
10.	.634	Stefanie Pemper, Navy, 111-64 (2009-pres.)

Wins – Patriot League Tournament Games

1.	45	Bill Gibbons, Holy Cross (1991-pres.)
2.	22	Sue Troyan, Lehigh (1996-pres.)
3.	17	Stefanie Pemper, Navy (2009-pres.)
4.	12	Kathy Fedorjaka, Bucknell (1998-12)
5.	10	Dave Magarity, Army (2007-pres.)
6.	9	Pat Fisher, Lafayette (1991-01)
	9	Megan Gebbia, American, 2014-pres.)
7.	7	Joe Sanchez, Navy (1995-03)
9.	6	Aaron Roussell, Bucknell (2013-pres.)
10.	5	Four Coaches

Win. Pct. – Patriot League Tournament Games

1.	1.000	Maggie Dixon, Army, 3-0 (2006)
2.	.833	Chris Wielgus, Fordham, 5-1 (1992-93)
	.833	Kevin Morris, Fordham, 5-1 (1994-95)
4.	.750	Megan Gebbia, American, 9-3 (2014-pres.)
5.	.726	Bill Gibbons, Holy Cross, 45-17 (1991-pres.)
6.	.708	Stefanie Pemper, Navy, 17-7 (2009-pres.)
7.	.667	Beth Combs, Colgate, 4-2 (2003-04)
8.	.571	Kristin Hughes, Colgate, 4-3 (2005-07)
9.	.545	Aaron Roussell, Bucknell, 6-5 (2013-pres.)
10.	.524	Sue Troyan, Lehigh, 22-20 (1996-pres.)

Patriot League Teams During the Stefanie Pemper Era (11 Seasons)

Wins – All Games

1.	214	American
2.	207	Navy
3.	206	Army
4.	199	Lehigh
5.	182	Bucknell
6.	154	Holy Cross
7.	101	Lafayette
8.	95	Colgate
9.	56	Boston U. (6 seasons)
10.	50	Loyola (6 seasons)

Win. Pct. – All Games

1.	.629	American, 214-126
2.	.620	Army, 206-126
3.	.602	Navy, 207-137
4.	.591	Lehigh, 199-138
5.	.557	Bucknell, 182-145
6.	.457	Holy Cross, 154-183
7.	.328	Lafayette, 101-207
8.	.318	Boston U., 56-120 (6 seasons)
9.	.289	Colgate, 95-234
10.	.284	Loyola, 50-126 (6 seasons)

Wins – Patriot League Games

1.	130	American
2.	111	Navy
	111	Army
4.	108	Bucknell
5.	97	Lehigh
6.	86	Holy Cross
7.	47	Colgate
8.	44	Lafayette
9.	37	Boston U. (6 seasons)
10.	34	Loyola (6 seasons)

Win. Pct. – Patriot League Games

1.	.743	American, 130-45
2.	.634	Navy, 111-64
	.634	Army, 111-64
4.	.617	Bucknell, 108-67
5.	.554	Lehigh, 97-78
6.	.491	Holy Cross, 86-89
7.	.352	Boston U., 37-68 (6 seasons)
8.	.324	Loyola, 34-71 (6 seasons)
9.	.269	Colgate, 47-128
10.	.251	Lafayette, 44-131

Wins – Patriot League Tournament Games

1.	17	Navy
2.	14	American
3.	12	Lehigh
4.	10	Army
5.	8	Holy Cross
6.	7	Bucknell
7.	5	Lafayette
8.	3	Colgate
	3	Loyola (5 seasons)
10.	1	Boston U. (5 seasons)

Win. Pct. – Patriot League Tournament Games

1.	.708	Navy, 17-7
2.	.636	American, 14-8
3.	.600	Lehigh, 12-8
4.	.556	Army, 10-8
5.	.444	Holy Cross, 8-10
6.	.438	Bucknell, 7-9
7.	.375	Loyola, 3-5 (5 seasons)
8.	.333	Lafayette, 5-10
9.	.231	Colgate, 3-10
10.	.167	Boston U., 1-5 (5 seasons)

Patriot League: 2018-19 at a Glance

2018-19 Preseason Poll

1. Bucknell (14 1st Place) - 154 pts	'17-18: 22-10	15-3 PL
2. American (2) - 137	'17-18: 26-7	16-2 PL
3. Loyola (4) - 129	'17-18: 9-21	7-11 PL
T4. Navy - 91	'17-18: 25-8	13-5 PL
T4. Lehigh - 91	'17-18: 15-15	9-9 PL
6. Holy Cross - 81	'17-18: 13-18	7-11 PL
7. Army - 75	'17-18: 17-14	9-9 PL
8. Lafayette - 63	'17-18: 11-19	6-12 PL
9. Boston Univ. - 56	'17-18: 10-19	5-13 PL
10. Colgate - 23	'17-18: 7-23	3-15 PL

Preseason Player of the Year: Lauren Manis, Holy Cross (Jr., F)

Preseason All-League Team

Lauren Manis, Holy Cross - 17.5 PPG / 8.8 RPG

Cecily Carl, American - 13.2 PPG / 8.4 RPG

Kaitlyn Slagus, Bucknell - 12.7 PPG / 9.0 RPG

Kate Walker, Bucknell - 12.8 PPG / 4.3 RPG / 2.1 APG

Stephanie Karcz, Loyola - 14.2 PPG / 10.6 RPG / 4.1 APG

2018-19 Standings

Team	PL	Pct.	Overall	Pct.
American	14-1	.933	18-8	.692
Bucknell	13-2	.867	22-5	.815
Boston Univ.	9-6	.600	13-12	.520
Lehigh	9-6	.600	17-9	.654
Holy Cross	8-7	.533	16-10	.615
Colgate	6-9	.400	10-15	.400
Army	6-9	.400	11-15	.423
Navy	5-10	.333	10-15	.400
Loyola	3-12	.200	4-22	.154
Lafayette	2-13	.133	7-19	.269

NAVY IN THE PATRIOT LEAGUE

(2018-19 Stats/Averages)	Overall	PL-Only
Scoring Offense	54.5 pts	8th
Scoring Defense	56.2 pts	2nd
Scoring Margin	-1.7 pts	6th
FT Percentage	63.2 %	9th
FG Percentage	34.0 %	9th
FG Percentage (Def.)	39.0 %	7th
3PT Percentage	24.7 %	10th
3PT Percentage (Def.)	31.2 %	6th
3PT Made	4.8 fgm	T-8th
Rebounds	37.9 rbs	5th
Rebounds (Against)	38.4 rbs	8th
Rebounds Margin	-0.5 rbs	7th
Offensive Rebounds	15.0 rbs	1st
Assists	11.0 asts	9th
Blocked Shots	1.9 blks	10th
Steals	10.9 stls	1st
Turnover Margin	+2.96	1st
Assist/Turnover Ratio	0.6	9th
Individuals (Top-15)		
Scoring	Coleman (12.3)	T-7th
Rebounds	Coleman (8.4)	6th
Field Goal Pct.	Gatzounas (45.3)	7th
3-Pt Made	Green (1.7)	T-7th
Assists	Coleman (3.0)	10th
Steals	Roach (2.1)	3rd
	Coleman (1.9)	4th
	Green (1.8)	6th
Blocked Shots	Jaunich (0.7)	12th
Minutes Played/Gm	---	Coleman (30.9) T-13th

Saturday, February 23

Holy Cross 61 - Bucknell 60
 American 67 - Lafayette 57
 Boston Univ. 66 - Navy 55
 Colgate 58 - Loyola 47
 Lehigh 55 - Army 46

Wednesday, February 27

Lehigh at Loyola, 6 PM
 American at Holy Cross, 6 PM
 Navy at Bucknell, 6 PM
 Lafayette at Boston Univ., 7 PM
 Army at Colgate, 8:30 PM

Saturday, March 2

Boston Univ. at Army, 1 PM
 Bucknell at American, 2 PM
 Holy Cross at Colgate, 2 PM
 Lafayette at Lehigh, 6 PM
 Loyola at Navy, 7 PM

Player	Rookie
<u>11/12</u> Natalie Kucowski (F), Lafayette	Emma Grothaus (F), Lehigh
<u>11/19</u> Lauren Manis (F), Holy Cross	Avery LaBarbera (G), Holy Cross
<u>11/26</u> Kaitlyn Slagus (F), Bucknell	Avery LaBarbera (G), Holy Cross
<u>12/3</u> Lauren Manis (F), Holy Cross	Jennifer Coleman (G), Navy
<u>12/10</u> Madison Hovren (F), Army	Taleah Dixon (G), Loyola
<u>12/17</u> Abby Kapp (G), Bucknell	Marly Walls (G), Bucknell
<u>12/24</u> Stephanie Karcz (G), Loyola	Jennifer Coleman (G), Navy
<u>12/31</u> Lauren Manis (F), Holy Cross	Avery LaBarbera (G), Holy Cross
<u>1/7</u> Payton Hauck (G), Boston	Clair Steele (G), Lehigh
<u>1/14</u> Kaitlyn Slagus (F), Bucknell	Jade Edwards (G), American
<u>1/21</u> Madison Hovren (F), Army	Emily Fisher (G), American
<u>1/28</u> Rachel Thompson (G), Colgate	Emma Grothaus (F), Lehigh
<u>2/4</u> Cecily Carl (F), American	Riley Childs (F), Boston Univ.
<u>2/11</u> Cecily Carl (F), American	Jennifer Coleman (G), Navy
<u>2/18</u> Kaitlyn Slagus (F), Bucknell	Kate Murray (F), Army
<u>2/25</u> Cecily Carl (F), American	Kolbi Green (G), Navy
<u>3/4</u>	

Pemper Sets Navy Record

Navy’s victory over Monmouth on Nov. 30, 2017 gave Stefanie Pemper 179 career wins at Navy, which broke the school record for the most wins posted by a women’s basketball head coach.

Most Wins by Navy Coach — Women’s Basketball		
1.	207	Stefanie Pemper, 2009-pres.
2.	178	Dave Smalley, 1978-89
3.	141	Joe Sanchez, 1995-03

The Hunt for #200

Pemper reached the 200-win plateau at Navy on December 2 at Rider ... only five coaches in the history of the Patriot League have reached that milestone: Bill Gibbons-Holy Cross; Sue Troyan-Lehigh; Dave Magarity-Army; Kathy Fedorjaka-Bucknell (Gibbons, Troyan and Magarity are currently active HC in the league)

She also has set the record for the most games as a Navy women’s basketball head coach, and is in fourth place for the most games as a Navy basketball head coach.

Most Games Coached at Navy — Women’s Basketball		
1.	344	Stefanie Pemper, 2009-pres.
2.	297	Dave Smalley, 1978-89
3.	253	Joe Sanchez, 1995-2003

Most Games Coached at Navy — Overall Basketball		
1.	521	Dave Smalley (M: 1967-76; W: 1978-89)
2.	417	Ben Carnevale (M: 1947-66)
3.	345	Don DeVoe (M: 1992-04)
4.	344	Stefanie Pemper (W: 2009-pres.)

Pemper also attained the 100th league regular season victory of her Navy career with the team’s Jan. 27, 2018 victory over Lehigh. Only five league coaches have totaled 100 league regular season wins.

Most PL Regular Season Wins by Coach		
1.	273	Bill Gibbons, Holy Cross, 1991-pres.
2.	187	Sue Troyan, Lehigh, 1996-pres.
3.	131	Dave Magarity, Army, 2007-pres.
4.	111	Stefanie Pemper, Navy, 2009-pres.
5.	108	Kathy Fedorjaka, Bucknell, 1998-12

20-Win Seasons

Navy has posted the program’s seventh 20-win season in 2017-18. The Mids have won at least 20 games in five of Pemper’s 11 seasons on The Yard.

Navy has set a new school record in 2017-18 for the most wins in a season with 25.

Navy’s 20-Win Seasons (Chronological Order)		
22-6	1997 (HC: Joe Sanchez)	
23-6	1998 (HC: Joe Sanchez)	
20-12	2011 (HC: Stefanie Pemper)	
21-12	2013 (HC: Stefanie Pemper)	
24-8	2014 (HC: Stefanie Pemper)	
24-10	2017 (HC: Stefanie Pemper)	
25-8	2018 (HC: Stefanie Pemper)	

200 PL Wins

Navy’s win at Boston University on Jan. 20, 2018 was the 200th Patriot League regular season victory by the program.

Most PL Regular Season Wins by School (Years)		
1.	278	Holy Cross, 1991-pres.
2.	237	Bucknell, 1991-pres.
3.	220	Army, 1991-pres.
4.	212	Navy, 1992-pres.

Three-Point Shooting

A dominant skill-set of Stefanie Pemper-led teams at Navy, the 2018-19 Mids haven’t found that magic touch this year ... Navy is currently 10th in the Patriot League and went 0-fer from distance versus Air Force (Dec. 7) for the first time since Nov. 19, 2010, a streak of 260 consecutive games.

2018-19		
Opp	Navy 3FGM	Navy 3FG Pct.
Catholic Univ. (W)	12	.353
Marist (L)	3	.167
at Norfolk State (L)	2	.095
Penn (L)	7	.318
N.C. A&T (W)	7	.389
at Rider (W)	2	.167
at Air Force (W)	0	.000
at Colorado (L)	4	.211
at Monmouth (L)	6	.286
Saint Joseph’s (W)	3	.231
at Loyola (W)	6	.462
Lehigh (L)	4	.235
American (L)	4	.190
at Colgate (W)	2	.125
Holy Cross (W)	6	.286
at Army (L)	7	.269
at Lafayette (L)	5	.217
Boston (L)	4	.200
Bucknell (L)	5	.238
at Lehigh (L)	5	.208
Colgate (W)	4	.200
at Holy Cross (L)	3	.200
Army (L)	5	.227
Lafayette (W)	8	.308
at Boston (L)	6	.375
Totals	120	.247
Average	4.8	

Last year’s Mids became the eighth Navy team and 18th Patriot League team to have made at least 200 three-point field goals in a single season ... Bucknell’s 2018-19 team has recently joined the list

Patriot League Teams w/200+ 3FGM		
1.	288	Navy, 2014
2.	279	Navy, 2017
3.	248	Navy, 2018
4.	243	Navy, 2013
5.	240	Navy, 2011
6.	238	Navy, 2010
7.	230	Army, 2016
8.	227	Navy, 2015
9.	223	Boston U., 2014
10.	219	Bucknell, 2019
11.	214	Bucknell, 2017
12.	212	Lehigh, 2011
	212	Army, 2014
	212	Lehigh, 2017
	212	Holy Cross, 2018
16.	209	Navy, 2012
17.	204	American, 2011
	204	Lehigh, 2016
19.	202	Bucknell, 2016

Navy has made more three-point field goals than any other Patriot League school over the last 11 years.

Most Three-Point FGM 2009-19 (All Games)		
1.	2,464	Navy
2.	1,979	Holy Cross
3.	1,921	Lehigh
4.	1,828	American
5.	1,824	Boston U.
6.	1,736	Loyola
7.	1,677	Army
8.	1,614	Colgate
9.	1,591	Bucknell
10.	1,362	Lafayette

Prior to 2018-19, Navy had been one of the league leaders in three-point field goals made in each of Pemper’s first 10 seasons, as well as one of the top teams in the NCAA.

Navy’s NCAA Rankings in 3FGM/Game				
Year	3FGM	3FGM/G	PL Rnk.	NCAA Rnk.
2008-09	191	6.2	1st	60th
2009-10	238	7.7	1st	15th
2010-11	240	7.5	1st	14th
2011-12	209	6.5	1st	36th
2012-13	243	7.4	1st	22nd
2013-14	288	9.0	1st	8th
2014-15	227	7.3	1st	39th
2015-16	191	6.4	T-3rd	89th
2016-17	279	8.2	1st	20th
2017-18	248	7.5	1st	67th
2018-19	120	4.8	T-8th	269th

Navy has posted a strong record when making at least six three-point field goals in a game under Pemper.

Navy Under Stefanie Pemper — All Games		
2017-18 / 18-19		Overall
W-L in Gms. with 0-5 3FGM	3-5 / 5-11	41-58
W-L in Gms. with 6+ 3FGM	23-4 / 5-4	166-79

Navy Under Stefanie Pemper – P.L. Games		
2017-18 / 18-19		Overall
W-L in Gms. with 0-5 3FGM	2-4 / 2-8	20-36
W-L in Gms. with 6+ 3FGM	11-1 / 3-2	91-28

Navy made at least 10 three-point field goals in seven games in 2017-18, with 12 made three-pointers in the season-opener versus Catholic, the Mids have 65 such games under Pemper.

Games with 10+ 3FGM		
1987-88 to 2007-08	18 in 579 games (pre-Pemper)	
2008-09 to present	65 in 344 games (Pemper era)	

Closing in the Second Half

Often times a slow starter (trailed in 16 of 25 games in the first quarter), the 2018-19 Mids righted the ship with solid second and third quarters (+21 points in 25 games) ... This is a reverse from 2017-18 when the Mids won 22 of 31 first quarters

Points by Quarter

All Games (2018-19)				
	1Q	2Q	3Q	4Q
Navy More Points	9	12	12	11
Opp More Points	16	11	10	13
Teams Tied	0	1	3	1
Scoring Margin	-49	+9	+12	-15

Patriot League Games (2018-19)				
	1Q	2Q	3Q	4Q
Navy More Points	7	7	6	5
Opp More Points	8	7	7	9
Teams Tied	0	1	2	1
Scoring Margin	-19	+3	-23	-34

All Games (2017-18)				
	1Q	2Q	3Q	4Q
Navy More Points	22	23	22	13
Opp More Points	8	8	9	16
Teams Tied	1	2	2	4
Scoring Margin	+143	+124	+90	+4

Patriot League Games (2017-18)				
	1Q	2Q	3Q	4Q
Navy More Points	11	13	12	5
Opp More Points	6	3	4	11
Teams Tied	1	2	2	2
Scoring Margin	+27	+71	+66	-17

Defense Wins Games

Struggling to find its shooting touch throughout the first half of the 2018-19 season, the Midshipmen have leaned heavily on a stout and pesky brand of defense. Once again the Mids are tops in the Patriot League in steals and rank amongst the NCAA leaders in thefts per game at 11.1.

Navy Steals Per Game / Rankings

Year	PL – All Gms.	NCAA	PL – PL Gms.
2014-15	9.1 / 1st	72nd	8.4 / 2nd
2015-16	9.4 / 1st	48th	8.2 / 4th
2016-17	10.5 / 1st	25th	10.1 / 2nd
2017-18	10.6 / 1st	25th	10.2 / 1st
2018-19	10.9 / 1st	22nd	9.8 / 1st

Strong Defense Again

Navy once again ranks among the Patriot League and NCAA leaders for scoring defense (all games)

Year	Def. PPG	PL Rank	NCAA Rank
2008-09	58.2	5th	63rd
2009-10	56.7	3rd	29th
2010-11	53.7	2nd	14th
2011-12	52.5	1st	10th
2012-13	52.0	2nd	12th
2013-14	59.0	2nd	27th
2014-15	54.3	2nd	14th
2015-16	54.9	2nd	20th
2016-17	59.5	4th	65th
2017-18	54.0	1st	7th
2018-19	55.8	1st	19th

2018-19 NCAA Scoring Defense Leaders

1.	47.6	Drexel
2.	49.8	VCU
3.	50.8	James Madison
4.	51.7	Quinnipiac
5.	52.3	Penn
6.	52.5	Green Bay
7.	53.6	Rice
8.	54.1	North Carolina A&T
9.	54.6	Baylor
10.	55.0	LSU
17.	55.6	Lehigh
23.	56.2	Navy

59 Points for Foes

Holding foes to less than 59 points in a game has led to a great deal of success for the Mids in recent years.

All Games	2017-18 / 18-19	Pemper Era
Opp. Score up to 59 Pts.	22-6 / 9-7	165-64
Opp. Score 60+ Pts.	3-2 / 1-8	42-73

P.L. Games	2017-18 / 18-19	Pemper Era
Opp. Score up to 59 Pts.	13-4 / 5-6	95-40
Opp. Score 60+ Pts.	0-1 / 0-4	16-24

60 Points for Navy

Scoring 60 points in a game has proven to be very successful for the Mids since the arrival of head coach Stefanie Pemper.

All Games	2017-18 / 18-19	Pemper Era
Navy Scores up to 59 Pts.	4-6 / 4-13	59-110
Navy Scores 60+ Pts.	21-2 / 6-2	158-27

P.L. Games	2017-18 / 18-19	Pemper Era
Navy Scores up to 59 Pts.	4-4 / 2-10	33-58
Navy Scores 60+ Pts.	9-1 / 3-0	78-6

Navy at Home

The Mids look forward to playing in the friendly confines of Alumni Hall as the program has won 11 or more games in the arena since the 2010-11 season ... Beginning that season, the Mids are 107-37 with a program-record 16 wins coming during the 2017-18 campaign

Navy at Alumni Hall (2010/11 - Present)

2018-19: 6-7
2017-18: 16-1
2016-17: 13-2
2015-16: 11-5
2014-15: 11-5
2013-14: 13-4
2012-13: 14-2
2011-12: 12-5
2010-11: 11-6

Big Shoes to Fill

Navy lost a pair of All-Patriot League standouts due to graduation this past May in the form of guards Taylor Dunham and Hannah Fenske.

Dunham: Earned First-Team All-Patriot League honors in 2017-18 after receiving third-team accolades in 2016-17 ... Set a Navy single-season record with 98 made three-point field goals in '17-18, a total that was the best in the league by 30 and also ranked 23rd nationally ... Additionally set a Navy record by scoring at least 10 points in 28 games this year ... Ended her career ranked 11th at Navy with 1,324 career points.

Fenske: 2017-18 Third-Team All-Patriot League honoree ... One of four players in the Patriot League in '17-18 to average at least 10 points a game and also rank among the top-10 players in assist average with her marks of 10.8 points (17th) and 3.8 assists (third) a game ... Ranked fourth in the league in both three-point field goals made a game (2.06) and three-point field goal percentage (34.7%).

Freshmen Contributions

To counteract the loss of Dunham and Fenske, the Mids have brought in a talented 5-women class of freshman for the 2018-19 season ... the class has 3 guards and 2 forwards ... 4 of the freshmen (Coleman, Green, Hertelendy & Langford) played together last year at the Naval Academy Prep School ("NAPS")

Freshman Highlights for 2018-19

Coleman: 1st on team in PPG (12.3); 1st in RPG (8.4); 1st in APG (3.0)
Green: 2nd in 3PT shooting (28.2%, 42-149); 2nd in PPG (9.2); 10 starts in Patriot League play

Non-Conference Schedule

In preparation for their 18-game Patriot League schedule, the Mids took on 10 non-league opponents from seven different conferences during the months of November and December ...

Opponents came from the

MAAC: Marist (19-9 record); Rider (16-11 record) and Monmouth (12-15 record)

MEAC: Norfolk State (14-12) and North Carolina A&T (17-10)

Atlantic-10: Saint Joseph's (11-16)

Ivy: Penn (18-4)

Landmark (D3): Catholic University (16-10)

Mountain West: Air Force (8-18)

Pac-12: Colorado (12-15)

Senior Service Selections

On Thursday, Nov. 15, the members of the Naval Academy's Class of 2019 received their service selections. Following her graduation from the Academy in May of 2019, Navy's lone senior Bianca Roach will serve as a **Naval Surface Warfare Officer** (SWO). She will be commissioned as an Ensign in the United States Navy ... At Ship Selection Night on January 31, Roach chose the USS Thomas Hudner (DDG-116), which is stationed out of Mayport, Florida.

A Day in the Life (Laurel Jaunich's Schedule)

Like all players on the Midshipmen roster, athletics is just one part of their day ... Academics and military obligations are always a priority ... Take a look at Laurel Jaunich, a two-time Patriot League Honor Roll recipient's 16-credit course load as a mechanical engineering major for the spring semester

EC310: Applications of Cyber Engineering (M, W, TR, F)

EM320: Applied Thermodynamics (M, W, TRx2)

EM324: Fluid Dynamics (M, Tx2 W, F)

EM375: Mechanical Engineering Experimentation (M, W, TRx2)

NL310: Leadership: Theory and Applications (M, W, F)

PE302: Physical Education-Combatives (F)

Majoring In ...

Across its 15-person roster, Navy's student-athletes are studying eight different majors ...

Senior:

Bianca Roach - Chemistry

Juniors:

Montana Braxton - Cyber Operations

Laurel Jaunich - Mechanical Engineering

Morgan Taylor - Mechanical Engineering

Mary Kate Ulasewicz - History

Sophomores:

Jasmine Bishop - Operations Research

Sophie Gatzounas - General Science

Cayla Hannibal - Cyber Operations

Grace Sheehan - Quantitative Economics

Sierra Swanda - Political Science

Freshmen:

(All 5 are Undeclared ... Students at USNA don't chose a major until after their second semester)

Collecting Awards

Jennifer Coleman

Patriot League Rookie of the Week (Dec. 3, Dec. 24 & Feb. 11)

Sophie Gatzounas

NAAA Athlete of the Week (Nov. 26, Dec. 24, Jan. 1)
2018 Navy Classic All-Tournament Team

Kolbi Green

Patriot League Rookie of the Week (Feb. 25)

Coleman Eyes the Record Books

Defensive Rebounds in a Season

#7. 166 - Becky Dowling, 1997-98

166 - Cassie Consedine, 2008-09

#9. 163 - Connie James, 1989-90

#10. 162 - 3 Players, MR: Jade Geif, 2013-14

... **144 - Jennifer Coleman, 2018-19**

Total Rebounds in a Season

#7. 253 - Becky Dowling, 1994-95

253 - Jade Geif, 2010-11

#9. 250 - Jade Geif, 2011-12

#10. 249 - Becky Dowling, 1996-97

... **210 - Jennifer Coleman, 2018-19**

Only four freshmen have ever led the Mids in scoring

1978-79 Colleen Cassidy (17.3 ppg)

2000-01 Courtney Davidson (11.6 ppg)

2007-08 Cassie Consedine (13.7 ppg)

2014-15 Taylor Dunham (8.8 ppg)

Navy is When ...

Played at home	6-7	Made 8 or more 3PT:	2-0	<u>By Month</u>	
Played on the road:	4-8	Made 6-7 3PT:	3-4	November	2-3
Played at neutral site:	0-0	Made 3-5 3PT:	2-10	December	3-2
Led at the half:	8-4	Made 2 or less 3PT:	3-1	January	3-6
Trailed at the half:	2-10	Scores more points in the paint:	8-3	February	2-4
Tied at the half:	0-1	Outscored in paint:	2-12	March	n/a
Went to overtime:	n/a	Tied for points in the paint:	n/a	<u>By Day</u>	
Scored 80 or more points:	1-0	Bench outscored opponent:	5-6	Monday	1-0
Scored 70-79 points:	1-0	Bench is outscored by opponent:	5-8	Tuesday	n/a
Scored 60-69 points:	4-2	Bench scoring is tied:	0-1	Wednesday	3-4
Scored 50-59 points:	3-4	Outrebounded opponent:	8-5	Thursday	1-0
Scored 40-49 points:	1-7	Was outrebounded:	2-10	Friday	1-0
Scored 30-49 points:	0-2	Tied opponent in rebounds:	n/a	Saturday	2-6
Allowed 80 or more points:	n/a	Committed less than 17 turnovers:	4-9	Sunday	2-4
Allowed 70-79 points:	0-2	Committed 17 or more turnovers:	6-6	<u>Versus Conferences</u>	
Allowed 60-69 points:	1-6	Forced 17 or more turnovers:	8-11	Atlantic-10	1-0
Allowed 50-59 points:	2-5	Forced fewer than 17 turnovers:	2-4	Ivy League	0-1
Allowed 40-49 points:	6-2	Committed more turnovers:	2-2	Landmark (D3)	1-0
Allowed 39 or less points:	1-0	Committed fewer turnovers:	8-11	MAAC	1-2
Game is decided by 1-4 points:	1-4	Tied in turnovers:	0-2	MEAC	1-1
Game is decided by 5-10 points:	3-1	Three or more players with at least 10 points:	6-4	Mountain West	1-0
Game is decided by 11 or more points:	6-10	Two or fewer players reach 10 points:	4-11	Pac-12	0-1
Shot 50% or more:	n/a	Score 9 or more points in 1st Quarter:	8-10		
Shot 40-49%:	6-1	Score 8 or less points in 1st Quarter:	2-5		
Shot 30-39%:	4-8	Hold the lead for 25:00 or more:	7-2		
Shot under 30%:	0-6	Hold the lead for 24:59 or less:	3-13		
Opponents shot 50% or more:	0-2	Opponent has 2 or more starters 6' or taller	4-10		
Opponents shot 40-49%:	2-9	Four or more starters shorter than 6':	6-5		
Opponents shot 30-39%:	4-4				
Opponents Shot under 30%:	4-0				
Shot 50% or more from 3PT:	n/a				
Shot 40-49% from 3PT:	1-0				
Shot 30-39% from 3PT:	3-3				
Shot under 30% from 3 PT:	6-12				

The Game is On the Line ... Clutch Performers

Pressure Points

(8-point Games/Under-2:30)

at Norfolk State (Nov. 18)

2:30 -- NSU 59 - Navy 52
 -7: Kolbi Green (3 PTR, 2:11)
 -6: Bianca Roach (2 PT+1/1 FT, 1:22)
FINAL: NSU 65 - Navy 58

Penn (Nov. 24)

2:30 -- Penn 61 - Navy 56
 -5: Morgan Taylor (2/2 FT, 2:17)
 -7: Kolbi Green (3 PTR, 0:09)
FINAL: Penn 65 - Navy 61

at Rider (Dec. 2)

0:45 -- Navy 63 - Rider 56
 +5: Jennifer Coleman (1/2 FT, 0:16)
 +4: Jennifer Coleman (2/2 FT, 0:07)
FINAL: Navy 66 - Rider 60

at Air Force (Dec. 7)

2:30 -- Navy 47 - Air Force 45
 +2: Sophie Gatzounas (2 PT, 2:01)
 +2: Jennifer Coleman (2 PT, 0:28)
 +4: Mary Kate Ulasevicz (2/2 FT, 0:22)
 +6: Mary Kate Ulasevicz (1/2 FT 0:10)
FINAL: Navy 54 - Air Force 47

at Monmouth (Dec. 19)

2:30 -- Monmouth 60 - Navy 58
 -2: Sophie Gatzounas (3 PTR, 2:19)
 -1: Morgan Taylor (2/2 FT, 1:43)
 -2: Jennifer Coleman (2 PT, 0:49)
 -2: Laurel Jaunich (2 PT, 0:16)
FINAL: Monmouth 68 - Navy 67

Saint Joseph's (Dec. 31)

2:30 -- Navy 44 - Saint Joseph's 41
 -2: Sophie Gatzounas (3 PTR, 1:10)
 +1: Mary Kate Ulasevicz (2/2 FT, 0:13)
FINAL: Navy 49 - Saint Joseph's 48

at Colgate (Jan. 12)

2:30 -- Navy 56 - Colgate 49
 +7: Bianca Roach (2 PT, 1:33)
FINAL: Navy 62 - Saint Joseph's 49

Holy Cross (Jan. 16)

2:30 -- Navy 46 - Holy Cross 44
 +1: Jennifer Coleman (2 PT, 1:34)
 +3: Laurel Jaunich (2 PT, 0:47)
 +5: Bianca Roach (2/2 FT, 0:16)
 +5: Kolbi Green (2/2 FT, 0:07)
FINAL: Navy 54 - Holy Cross 47

at Army (Jan. 19)

0:56 -- Army 55 - Navy 49
 -6: Morgan Taylor (3 PT, 0:45)
Final: Army 55 - Navy 52

at Holy Cross (Feb. 13)

2:30 -- Holy Cross 44 - Navy 42
 -4: Laurel Jaunich (2 PT, 0:52)
Final: Holy Cross 47 - Navy 44

Key:

+ ... Navy leads by 'X' points
 - ... Navy trails by 'X' points

Pressure Performers (8-point Games/Under-2:30)

Player	FTM	2PTM	3PTM	PTS
Coleman	3/4	3		9
Gatzounas		1	2	8
Green	2/2		2	8
Roach	3/3	2		7
Taylor	4/4		1	7
Jaunich		3		6
Ulasewicz	5/6			5

2018-19 Scoring Margin by Quarter

Date	Opponent	1Q	2Q	First Half	3Q	Through 3Q	4Q	Second Half	OT	Result
N7	Catholic	+6	+18	+24	+13	+37	+8	+21	--	W, 81-36
N11	Marist	-6	-17	-23	+6	-17	-7	-1	--	L, 72-48
N18	at Norfolk State	-5	-1	-6	-7	-13	+6	-1	--	L, 65-58
N24 #	Penn	-1	-4	-5	-3	-8	+4	+1	--	L, 65-61
N25 #	North Carolina A&T	+5	+4	+9	+17	+26	-3	+14	--	W, 72-49
D2	at Rider	-1	+3	+2	+6	+8	-2	+4	--	W, 66-60
D7	at Air Force	-7	-5	-12	+12	0	+7	+19	--	W, 54-47
D9	at Colorado	-11	-10	-21	0	-21	+5	+5	--	L, 59-43
D19	at Monmouth	-1	+13	+12	-10	+2	-3	-13	--	L, 68-67
D31	Saint Joseph's	-9	+5	-4	+1	-3	+4	+5	--	W, 49-48
J3	at Loyola	+8	+6	+14	+5	+19	-7	-2	--	W, 58-46
J6	Lehigh	-13	+1	-12	-2	-14	-4	-6	--	L, 56-38
J9	American	-4	-3	-7	+1	-6	-7	-6	--	L, 58-45
J12	at Colgate	+2	+3	+5	+4	+9	+4	+8	--	W, 62-49
J16	Holy Cross	-6	+7	+1	+7	+8	-1	+6	--	W, 54-47
J19	at Army	+7	-5	+2	-4	-2	-1	-5	--	L, 55-52
J23	at Lafayette	-10	-2	-12	+3	-9	-4	-1	--	L, 55-42
J26	Boston	+3	0	+3	-17	-14	0	-14	--	L, 49-35
J30	Bucknell	-9	-8	-17	-9	-26	-8	-17	--	L, 77-43
F2	at Lehigh	-4	-5	-9	-6	-15	+4	-2	--	L, 66-55
F9	Colgate	+1	+11	+12	0	+12	+3	+3	--	W, 67-52
F13	at Holy Cross	-1	+1	0	-4	-4	+1	-3	--	L, 47-44
F16	Army	-1	+7	+6	-9	-3	-9	-18	--	L, 60-48
F20	Lafayette	+5	-3	+2	+8	+10	+2	+10	--	W, 65-53
F23	at Boston	+3	-7	-4	0	-4	-7	-7	--	L, 66-55
Margin Totals — All Games		-49	+9	-40	+12	-28	-15	-3		

2018-19 Starters vs. Bench Comparison

Date	Opponent	Result	Starters (alpha order)	Total Players	Starters Minutes	Bench Minutes	Starters Points	Bench Points
N7	Catholic	W	81-36 Coleman Gatzounas Hannibal Jaunich Roach	12	103	97	37	44
N11	Marist	L	72-48 Coleman Gatzounas Jaunich Roach Taylor	11	130	70	37	11
N18	at Norfolk State	L	65-58 Coleman Gatzounas Jaunich Roach Taylor	10	120	80	39	19
N24 #	Penn	L	65-61 Coleman Gatzounas Jaunich Roach Taylor	10	136	64	36	25
N25 #	North Carolina A&T	W	72-49 Coleman Gatzounas Jaunich Roach Taylor	11	125	75	54	18
D2	at Rider	W	66-60 Coleman Gatzounas Jaunich Roach Taylor	10	148	52	59	7
D7	at Air Force	W	54-47 Coleman Gatzounas Jaunich Roach Taylor	10	132	68	36	18
D9	at Colorado	L	59-43 Coleman Gatzounas Jaunich Roach Taylor	10	126	74	24	19
D19	at Monmouth	L	68-67 Coleman Gatzounas Jaunich Roach Taylor	9	165	35	62	5
D31	Saint Joseph's	W	49-48 Coleman Gatzounas Jaunich Roach Taylor	11	122	78	33	16
J3	at Loyola	W	58-46 Coleman Gatzounas Jaunich Roach Taylor	11	149	51	51	7
J6	Lehigh	L	56-38 Coleman Gatzounas Jaunich Roach Taylor	11	129	71	24	14
J9	American	L	58-45 Coleman Gatzounas Jaunich Roach Taylor	10	149	51	30	15
J12	at Colgate	W	62-49 Coleman Gatzounas Green Jaunich Roach	10	147	53	49	13
J16	Holy Cross	W	54-47 Bishop Coleman Gatzounas Jaunich Roach	10	131	69	37	17
J19	at Army	L	55-52 Coleman Gatzounas Green Jaunich Roach	11	128	52	36	16
J23	at Lafayette	L	55-42 Coleman Gatzounas Green Jaunich Roach	10	101	99	25	17
J26	Boston	L	49-35 Coleman Green Jaunich Roach Taylor	11	123	77	22	13
J30	Bucknell	L	77-43 Bishop Coleman Green Jaunich Roach	11	137	63	41	2
F2	at Lehigh	L	66-55 Bishop Coleman Green Jaunich Roach	9	135	65	37	18
F9	Colgate	W	67-52 Coleman Gatzounas Green Jaunich Roach	9	144	56	47	20
F13	at Holy Cross	L	47-44 Coleman Gatzounas Green Jaunich Roach	9	144	56	33	11
F16	Army	L	60-48 Coleman Gatzounas Jaunich Roach Taylor	9	137	63	34	14
F20	Lafayette	W	65-53 Bishop Coleman Gatzounas Green Roach	11	143	57	42	23
F23	at Boston	L	66-55 Bishop Coleman Gatzounas Green Roach	9	163	37	52	3

Class Production Breakdown ... (Points-Rebounds-Assists-Minutes-High Scorer)

Date	Opponent	Fresh.	Soph.	Junior	Senior
N7	Catholic	35-12-6-62 (Green-17)	31-11-7-64 (Gatzounas-11)	10-19-6-54 (Ulasewicz-6)	5-3-2-20 (Roach-5)
N11	Marist	17-12-1-58 (Coleman-8)	12-10-3-58 (Gatzounas-10)	17-10-2-60 (Taylor-13)	2-2-2-24 (Roach-2)
N18	at Norfolk State	32-2-4-54 (Coleman-22)	11-16-1-78 (Hannibal-5)	6-3-3-35 (Jaunich-4)	9-3-0-33 (Roach-9)
N24 #	Penn	17-3-2-36 (Green-17)	20-11-3-62 (Gatzounas-16)	19-20-4-76 (Taylor-13)	5-4-2-26 (Roach-5)
N25 #	North Carolina A&T	26-8-5-52 (Coleman-20)	21-13-2-62 (Gatzounas-13)	19-17-5-58 (Taylor-13)	6-5-4-28 (Roach-6)
D2	at Rider	24-14-3-38 (Coleman-23)	14-14-1-61 (Gatzounas-12)	18-10-3-71 (Taylor-8)	10-2-2-30 (Roach-10)
D7	at Air Force	18-14-2-43 (Coleman-10)	10-15-1-60 (Gatzounas-6)	18-6-1-68 (3 Players-6)	8-1-1-29 (Roach-10)
D9	at Colorado	21-9-5-57 (Green-10)	9-13-0-61 (Gatzounas-5)	8-14-3-54 (Jaunich-4)	5-5-0-28 (Roach-10)
D19	at Monmouth	21-8-5-50 (Coleman-16)	22-6-0-50 (Gatzounas-22)	18-15-3-73 (Taylor-11)	6-2-7-27 (Roach-6)
D31	Saint Joseph's	14-8-4-39 (Coleman-9)	20-11-2-72 (Gatzounas-13)	11-9-2-64 (2 Players-4)	4-2-2-25 (Roach-4)
J3	at Loyola	26-15-6-46 (Coleman-19)	13-12-2-48 (Gatzounas-13)	17-7-4-83 (Taylor-10)	2-2-1-23 (Roach-2)
J6	Lehigh	15-11-3-56 (Coleman/Duffy-6)	5-8-1-40 (Hannibal-3)	13-13-2-76 (Taylor-7)	5-2-3-28 (Roach-5)
J9	American	21-8-3-59 (Coleman-14)	2-5-2-28 (Gatzounas-2)	14-16-1-77 (3 Players-4)	8-2-3-36 (Roach-8)
J12	at Colgate	23-16-4-68 (Green-10)	16-10-1-43 (Gatzounas-14)	14-7-6-54 (Jaunich-8)	9-8-3-35 (Roach-9)
J16	Holy Cross	36-14-4-64 (Coleman-21)	2-11-3-51 (Gatzounas-2)	8-7-1-53 (Jaunich-6)	8-4-2-32 (Roach-8)
J19	at Army	22-10-2-55 (Green-13)	10-11-7-60 (Bishop-10)	10-7-1-50 (Taylor-6)	10-4-2-35 (Roach-10)
J23	at Lafayette	25-8-1-72 (Green-17)	13-11-1-88 (Hannibal-6)	2-2-0-13 (Jaunich-2)	2-4-3-27 (Roach-2)
J26	Boston	23-8-4-69 (Coleman-10)	6-7-1-52 (Bishop-4)	6-13-4-68 (2 Players-3)	0-2-0-11 (Roach-0)
J30	Bucknell	23-14-1-57 (Coleman-12)	5-12-2-69 (Bishop-3)	8-8-3-39 (Jaunich-8)	7-6-3-35 (Roach-7)
F2	at Lehigh	19-11-5-80 (Coleman-10)	24-8-4-76 (Gatzounas-11)	4-3-0-18 (Jaunich-4)	8-6-2-26 (Roach-8)
F9	Colgate	24-11-8-59 (Coleman-16)	18-6-5-64 (Gatzounas-10)	14-7-3-43 (Taylor-12)	11-5-1-34 (Roach-11)
F13	at Holy Cross	17-18-3-52 (Coleman-14)	10-5-0-59 (Gatzounas-6)	13-8-0-53 (Taylor-7)	4-4-1-36 (Roach-4)
F16	Army	24-9-9-60 (Coleman-14)	8-7-0-60 (Gatzounas/Swanda-4)	6-8-3-54 (Jaunich-4)	10-4-1-26 (Roach-10)
F20	Lafayette	35-12-9-75 (Coleman-16)	12-12-5-58 (Gatzounas-10)	14-5-2-33 (Ulasewicz-12)	4-2-0-34 (Roach-4)
F23	at Boston	30-11-7-73 (Green-20)	19-9-2-79 (Gatzounas-13)	0-1-1-15 (N/A)	6-0-2-33 (Roach-6)

Fresh.	Soph.	Junior	Senior
Coleman (307-210-75-732)	Bishop (69-63-15-391)	Braxton (10-10-1-53)	Roach (154-84-49-721)
Duffy (27-12-1-114)	Gatzounas (199-131-20-606)	Jaunich (100-81-27-578)	
Green (229-32-29-544)	Hannibal (41-12-13-206)	Taylor (125-106-21-471)	
Hertelendy (10-10-0-27)	Sheehan (0-0-0-5)	Ulasewicz (52-38-14-240)	
Langford (15-2-1-17)	Swanda (24-48-8-295)		
(588p-266r-106a-1434m)	(333p-254r-56a-1503m)	(287p-235r-63a-1342m)	(154p-84r-49a-721m)

Games Led Navy / Tied for Navy Lead in ...

Points

Player	2015-16	2016-17	2017-18	2018-19	Career
Coleman	---	---	---	13	13
Gatzounas	---	---	2	4	6
Green	---	---	---	6	6
Jaunich	---	1	2	0	3
Roach	0	0	2	0	2
Taylor	---	1	2	2	5
Ulasewicz	---	0	1	0	1

Rebounds

Player	2015-16	2016-17	2017-18	2018-19	Career
Bishop	---	---	0	1	1
Coleman	---	---	---	16	16
Gatzounas	---	---	6	3	9
Jaunich	---	3	4	2	9
Roach	0	0	0	2	2
Swanda	---	---	0	1	1
Taylor	---	0	2	6	8

Assists

Player	2015-16	2016-17	2017-18	2018-19	Career
Bishop	---	---	0	1	1
Coleman	---	---	---	16	16
Gatzounas	---	---	1	2	3
Green	---	---	---	2	2
Jaunich	---	0	1	2	3
Roach	3	0	4	9	16
Swanda	---	0	0	1	1
Taylor	---	0	1	0	1
Ulasewicz	---	1	0	1	2

Blocks

Player	2015-16	2016-17	2017-18	2018-19	Career
Bishop	---	---	2	3	5
Coleman	---	---	---	4	4
Gatzounas	---	---	1	5	6
Jaunich	---	7	6	7	20
Roach	1	5	3	1	10
Swanda	---	---	2	4	6
Taylor	---	0	1	1	2
Ulasewicz	---	0	0	1	1

Steals

Player	2015-16	2016-17	2017-18	2018-19	Career
Bishop	---	---	2	2	4
Coleman	---	---	---	8	8
Gatzounas	---	---	3	2	5
Green	---	---	---	7	7
Hannibal	---	---	1	0	1
Roach	3	4	5	10	22
Taylor	---	1	4	2	7

Games with ...

10 or More Points

Player	2015-16	2016-17	2017-18	2018-19	Career
Bishop	---	---	1	2	3
Coleman	---	---	---	16	16
Gatzounas	---	---	6	13	19
Green	---	---	---	12	12
Jaunich	---	5	8	0	13
Roach	2	0	6	4	12
Taylor	---	1	10	6	17
Ulasewicz	---	0	0	1	1

20 or More Points

Player	2015-16	2016-17	2017-18	2018-19	Career
Coleman	---	---	---	4	4
Gatzounas	---	---	1	1	2
Green	---	---	---	1	1
Taylor	---	0	1	0	1

30 or More Points

Player	2015-16	2016-17	2017-18	2018-19	Career
N/A	0	0	0	0	0

10 or More Rebounds

Player	2015-16	2016-17	2017-18	2018-19	Career
Coleman	---	---	---	9	9
Gatzounas	---	---	4	1	5
Jaunich	---	0	1	1	2
Taylor	---	0	0	4	4

Double-Doubles (Points-Rebounds)

Player	2015-16	2016-17	2017-18	2018-19	Career
Coleman	---	---	---	8	8
Gatzounas	---	---	2	1	3
Jaunich	---	0	1	0	1
Taylor	---	0	0	3	3

3 or More 3-Point Field Goals Made

Player	2015-16	2016-17	2017-18	2018-19	Career
Coleman	---	---	---	1	1
Gatzounas	---	---	0	1	1
Green	---	---	---	7	7
Langford	---	---	---	1	1
Taylor	---	0	1	0	1
Ulasewicz	---	0	0	1	1

5 or More Assists

Player	2015-16	2016-17	2017-18	2018-19	Career
Bishop	---	---	0	1	1
Coleman	---	---	---	6	6
Jaunich	---	0	1	0	1
Roach	1	0	1	1	3
Ulasewicz	---	1	0	0	1

3 or More Blocks

Player	2015-16	2016-17	2017-18	2018-19	Career
Bishop	---	---	1	0	1
Jaunich	---	0	0	2	2

3 or More Steals

Player	2015-16	2016-17	2017-18	2018-19	Career
Bishop	---	---	1	1	2
Coleman	---	---	---	7	7
Gatzounas	---	---	1	4	5
Green	---	---	---	7	7
Hannibal	---	---	1	0	1
Jaunich	---	0	0	1	1
Roach	4	3	1	8	16
Swanda	---	---	0	1	1
Taylor	---	1	2	1	4

2018-19 Game Highs & Lows — Team -- All Games

Navy Highs		
1st Q Points	21	at Army (Jan. 19)
2nd Q Points	24	Catholic (Nov. 7)
First Half Points	38	Colgate (Feb. 9)
3rd Q Points	25	Lafayette (Feb. 20) / at Rider (Dec. 2) / N.C. A&T (Nov. 25)
Points Through 3Q	60	North Carolina A&T (Nov. 25) / Catholic (Nov. 7)
4th Q Points	21	Catholic (Nov. 7)
Second Half Points	45	at Rider (Dec. 2)
Total Points	81	Catholic (Nov. 7)
FGM	27	at Rider (Dec. 2) / N.C. A&T (Nov. 25)
FGA	71	at Colgate (Jan. 12)
FG%	45.6	Colgate (Feb. 9)
3FGM	12	Catholic (Nov. 7)
3FGA	34	Catholic (Nov. 7)
3FG%	46.2	at Loyola (Jan. 3)
FTM	17	Catholic (Nov. 7)
FTA	24	Norfolk State (Nov. 18) / Catholic (Nov. 7)
FT%	100.0	Holy Cross (Jan. 16) ... (10-of-10)
Off. Reb.	24	at Colgate (Jan. 12) / at Colorado (Dec. 9)
Def. Reb.	32	at Loyola (Jan. 3)
Tot. Reb.	50	at Colgate (Jan. 12)
Fouls	25	at Norfolk State (Nov. 18)
Assists	21	Catholic (Nov. 7)
Turnovers	24	N.C. A&T (Nov. 25) / at Norfolk State (Nov. 18)
Blocks	6	Catholic (Nov. 7)
Steals	17	N.C. A&T (Nov. 25) / Catholic (Nov. 7)

Navy Lows		
1st Q Points	2	Lehigh (Jan. 6)
2nd Q Points	8	4x, Last: at Boston Univ. (Feb. 23)
First Half Points	14	at Colorado (Dec. 9)
3rd Q Points	4	Boston Univ. (Jan. 26)
Points Through 3Q	20	Boston Univ. (Jan. 26)
4th Q Points	6	Lehigh (Jan. 6)
Second Half Points	17	at Holy Cross (Feb. 13)
Total Points	35	Boston Univ. (Jan. 26)
FGM	13	Bucknell (Jan. 30) / Boston Univ. (Jan. 26)
FGA	48	Saint Joseph's (Dec. 31)
FG%	21.3	Bucknell (Jan. 30)
3FGM	0	at Air Force (Dec. 7)
3FGA	7	at Air Force (Dec. 7)
3FG%	0.0	at Air Force (Dec. 7)
FTM	1	American (Jan. 9)
FTA	3	American (Jan. 9)
FT%	33.3	American (Jan. 9)
Off. Reb.	7	at Boston Univ. (Feb. 23)
Def. Reb.	12	at Norfolk State (Nov. 18)
Tot. Reb.	25	at Boston Univ. (Feb. 23)
Fouls	6	at Colgate (Jan. 12)
Assists	4	at Holy Cross (Feb. 13)
Turnovers	11	at Lehigh (Feb. 2)
Blocks	0	5x, Last: at Boston Univ. (Feb. 23)
Steals	6	at Loyola (Jan. 3)


2018-19 Game Highs — Individual -- All Games

Navy Highs		
Points	23	Jennifer Coleman at Rider (Dec. 2)
FGM	9	Jennifer Coleman at Rider (Dec. 2) / at Norfolk State (Nov. 18)
FGA	22	Jennifer Coleman at Rider (Dec. 2)
FG% (5 made)	75.0	Sophie Gatzounas (6-8) vs. N.C. A&T (Nov. 25)
3FGM	5	Kolbi Green vs. Penn (Nov. 24)
3FGA	11	Kolbi Green at Army (Jan. 19)
3FG% (3 made)	100.0	Mary Kate Ulasewicz (3-3) vs. Lafayette (Feb. 20)
FTM	6	Morgan Taylor vs. Colgate (Feb. 9)
FTA	9	Bianca Roach at Rider (Dec. 2)
FT% (4 made)	100.0	4x, Last: Bianca Roach at Colgate (Jan. 12)
Off. Reb.	7	Gatzounas at Colgate (Jan. 12) / Taylor at Monmouth (Dec. 19)
Def. Reb.	13	Jennifer Coleman at Holy Cross (Feb. 13)
Tot. Reb.	16	Jennifer Coleman at Holy Cross (Feb. 13)
Assists	7	Bianca Roach at Monmouth (Dec. 19)
Turnovers	7	Jennifer Coleman vs. Saint Joseph's (Dec. 31) / at Loyola (Jan. 3)
Blocks	4	Laurel Jaunich vs. Catholic (Nov. 7)
Steals	5	4x, Last: Jennifer Coleman vs. Colgate (Feb. 9)
Minutes	39	Kolbi Green at Boston Univ. (Feb. 23)

Opponent Highs		
1st Q Points	27	Bucknell (Jan. 30)
2nd Q Points	27	Marist (Nov. 11)
First Half Points	43	Bucknell (Jan. 30)
3rd Q Points	22	at Monmouth (Dec. 19)
Points Through 3Q	54	at Norfolk State (Nov. 18)
4th Q Points	22	at Monmouth (Dec. 19) / at Rider (Dec. 2)
Second Half Points	44	at Monmouth (Dec. 19)
Total Points	77	Bucknell (Jan. 30)
FGM	28	Bucknell (Jan. 30)
FGA	68	at Loyola (Jan. 3)
FG%	56.3	at Norfolk State (Nov. 18)
3FGM	11	Marist (Nov. 11)
3FGA	28	Marist (Nov. 11)
3FG%	55.6	at Monmouth (Dec. 19)
FTM	20	Army (Feb. 16)
FTA	27	Army (Feb. 16)
FT%	100.0	at Colgate (Jan. 12)
Off. Reb.	17	North Carolina A&T (Nov. 25)
Def. Reb.	39	Marist (Nov. 11)
Tot. Reb.	52	Marist (Nov. 11)
Fouls	26	Catholic (Nov. 7)
Assists	19	American (Jan. 9)
Turnovers	30	Catholic (Nov. 7)
Blocks	11	at Colgate (Jan. 12)
Steals	11	5x, Last: at Boston Univ. (Feb. 23)

Opponent Lows		
1st Q Points	5	Boston Univ. (Jan. 26)
2nd Q Points	6	Army (Feb. 16) / Catholic (Nov. 7)
First Half Points	13	Boston Univ. (Jan. 26) / Catholic (Nov. 7)
3rd Q Points	7	at Lafayette (Jan. 23)
Points Through 3Q	23	Catholic (Nov. 7)
4th Q Points	10	at Air Force (Dec. 7)
Second Half Points	18	at Air Force (Dec. 7)
Total Points	36	Catholic (Nov. 7)
FGM	11	Catholic (Nov. 7)
FGA	43	Boston Univ. (Jan. 26)
FG%	22.9	Catholic (Nov. 7)
3FGM	2	at Norfolk State (Nov. 18) / Catholic (Nov. 7)
3FGA	10	at Norfolk State (Nov. 18)
3FG%	16.7	Catholic (Nov. 7)
FTM	2	at Holy Cross (Feb. 13)
FTA	5	Lafayette (Feb. 20)
FT%	15.4	at Holy Cross (Feb. 13)
Off. Reb.	3	Bucknell (Jan. 30)
Def. Reb.	19	Saint Joseph's (Dec. 31)
Tot. Reb.	29	Saint Joseph's (Dec. 31)
Fouls	8	at Lehigh (Feb. 2)
Assists	4	at Air Force (Dec. 7)
Turnovers	11	at Loyola (Jan. 3)
Blocks	0	Army (Feb. 16) / American (Jan. 9)
Steals	3	Lafayette (Feb. 20) / at Army (Jan. 19) / Marist (Nov. 11)

Opponent Highs		
Points	26	Sierra Green at Monmouth (Dec. 19)
FGM	9	Payton Hauck, at Boston (Feb. 23) / Katie Nelson, Boston (Jan. 26)
FGA	17	3x, Last: Lauren Manis at Holy Cross (Feb. 13)
FG% (5 made)	77.8	De'Janaire Deas (7-9) at Norfolk State (Nov. 18)
3FGM	8	Sierra Green at Monmouth (Dec. 19)
3FGA	12	Sierra Green at Monmouth (Dec. 19)
3FG% (3 made)	100.0	Payton Hauck (3-3) at BU (Feb. 23) / Alex Cantwell (3-3) at Laf. (Jan. 23)
FTM	6	Lea Favre at Rider (Dec. 2)
FTA	10	Madison Hovren at Army (Jan. 19)
FT% (4 made)	100.0	6x, Last: Alisa Fallon, Army (Feb. 16)
Off. Reb.	7	Stephanie Karcz at Loyola (Jan. 3)
Def. Reb.	16	Natalie Kucowski, Lafayette (Feb. 20)
Tot. Reb.	19	Natalie Kucowski, Lafayette (Feb. 20)
Assists	9	Kennedy Leonard at Colorado (Dec. 9)
Turnovers	11	Briana Autrey at Air Force (Dec. 7)
Blocks	4	3x, Last: Mylah Chandler & Haley Greer at Colgate (Jan. 12)
Steals	5	Eiina Koskimies, Amer. (Jan. 9) / Stephanie Karcz at Loy. (Jan. 3)
Minutes	40	Katie Nelson, at Boston Univ. (Feb. 23)



#0 - MORGAN TAYLOR

5-7 • Junior • Guard • Evans, Ga. • Greenbrier

Taylor's Career Game Highs

Points: 24, St. Bonaventure (11/26/17)
Rebounds: 12, at Monmouth (12/19/18)
Assists: 3, 4x, MR: North Carolina A&T (11/25/18)
Minutes: 35, at Monmouth (12/19/18)

2018-19 Season Game Highs

Points: 13, 3x, MR: North Carolina A&T (11/25/18)
Rebounds: 12, at Monmouth (12/19/18)
Assists: 3, North Carolina A&T (11/25/18)
Minutes: 35, at Monmouth (12/19/18)

2018-19 (Junior)

Opponent	Date	gs	min	Total		3-Pointers		Free throws		Rebounds				pf	a	t/o	blk	stl	pts	avg
				fg-fga	pct	3fg-fga	pct	ft-fa	pct	off	def	tot	avg							
CATHOLIC	11/07/18		dnp	-	-	-	-	-	-	-	-	-	-	-	-	-	-	-	-	-
MARIST	11/11/18	*	25	5-15	.333	2-6	.333	1-2	.500	2	4	6	6.0	3	0	1	0	1	13	13.0
at Norfolk State	11/18/18	*	7	1-5	.200	0-3	.000	0-0	.000	0	0	0	3.0	1	0	1	1	0	2	7.5
PENN	11/24/18	*	34	4-14	.286	1-6	.167	4-5	.800	5	5	10	5.3	3	1	3	0	1	13	9.3
NCAT	11/25/18	*	25	3-12	.250	2-5	.400	5-7	.714	4	6	10	6.5	3	3	2	0	4	13	10.3
at Rider	12/02/18	*	30	4-13	.308	0-2	.000	0-2	.000	6	1	7	6.6	2	2	1	0	2	8	9.8
at Air Force	12/7/18	*	22	2-6	.333	0-0	.000	2-2	1.000	0	2	2	5.8	3	1	2	0	1	6	9.2
at Colorado	12/09/18	*	20	1-8	.125	0-4	.000	0-0	.000	3	3	6	5.9	2	1	6	0	1	2	8.1
at Monmouth	12/19/18	*	35	4-12	.333	1-4	.250	2-2	1.000	7	5	12	6.6	3	1	4	0	1	11	8.5
SAINT JOSEPH'S	12/31/18	*	17	1-3	.333	0-2	.000	2-2	1.000	2	1	3	6.2	2	0	2	0	1	4	8.0
at Loyola	01/03/19	*	33	4-11	.364	2-2	1.000	0-0	.000	1	2	3	5.9	2	2	2	0	2	10	8.2
LEHIGH	01/06/19	*	27	3-8	.375	0-2	.000	1-2	.500	1	4	5	5.8	4	1	4	0	2	7	8.1
AMERICAN	01/09/19	*	31	1-6	.167	0-2	.000	0-0	.000	5	5	10	6.2	5	1	1	0	0	2	7.6
at Colgate	01/12/19		7	0-2	.000	0-0	.000	0-2	.000	0	1	1	5.8	0	1	0	0	0	0	7.0
HOLY CROSS	01/16/19		16	1-4	.250	0-0	.000	0-0	.000	1	0	1	5.4	3	0	1	0	0	2	6.6
at Army	01/19/19		20	2-8	.250	2-4	.500	0-0	.000	2	2	4	5.3	2	1	2	0	0	6	6.6
at Lafayette	01/23/19		3	0-1	.000	0-1	.000	0-0	.000	0	0	0	5.0	0	0	0	0	0	0	6.2
BOSTON	01/26/19	*	24	1-6	.167	0-2	.000	1-2	.500	4	4	8	5.2	3	1	2	0	2	3	6.0
BUCKNELL	01/30/19		10	0-2	.000	0-1	.000	0-0	.000	0	2	2	5.0	2	1	2	0	2	0	5.7
at Lehigh	02/02/19		dnp	-	-	-	-	-	-	-	-	-	-	-	-	-	-	-	-	-
COLGATE	02/09/19		20	3-4	.750	0-0	.000	6-8	.750	2	2	4	4.9	3	1	2	0	2	12	6.0
at Holy Cross	2/13/19		21	3-9	.333	1-3	.333	0-0	.000	3	2	5	5.0	2	0	2	0	1	7	6.1
ARMY	02/16/19	*	30	1-5	.200	0-2	.000	0-0	.000	3	3	6	5.0	4	2	4	0	1	2	5.9
LAFAYETTE	02/20/19		8	1-2	.500	0-1	.000	0-0	.000	1	0	1	4.8	1	1	0	0	0	2	5.7
at BOSTON	2/23/19		6	0-1	.000	0-1	.000	0-0	.000	0	0	0	4.6	0	0	2	0	0	0	5.4
Totals		14	471	45-157	.287	11-53	.208	24-36	.667	52	54	106	4.6	53	21	46	1	24	125	5.4

2017-18 (Sophomore)

Came off the bench in all 31 of her appearances as a sophomore, averaging 6.9 points over 16.5 minutes per game ... shot 45.0 percent from the field and 33.3 from three-point range ... shot 9 of 11 from the field, 3 of 3 from three-point range and 3 of 4 from the foul line on her way to a career-high 24 points against St. Bonaventure in the second game of the 2017 Navy Classic (Nov. 26); in game one of the classic, she scored 17 points (6-12 FG, 2-5 3FG, 3-4 FT) against North Dakota State (Nov. 25) ... recorded double-digits in points in 10 contests, including four straight games from Nov. 25 through Dec. 3 (NDSU, St. Bonaventure, Monmouth, Emory & Henry) and six of eight from Nov. 17 through Dec. 10 ... tallied five or more rebounds in nine games with a season-high of seven boards coming on three different occasions ... had multiple steals in 11 games with five versus Colgate (Jan. 8) and four versus Emory & Henry (Dec. 3) highlighting her efforts ... played a season-high 26 minutes at Marist (Nov. 10) and against NDSU (Nov. 25).

2016-17 (Freshman)

Scored a season-high 19 points against Goucher ... was 7-12 from the field in the game while adding a season-best four rebounds and a season-high four steals ... made 4-5 attempts from the floor in scoring eight points against Lehigh ... was 2-3 from three-point range in scoring six points against Loyola ... totaled four points, two rebounds and two assists in nine minutes of playing time against Lafayette.


High School

Graduated from Greenbrier High School ... competed on the school's basketball and tennis teams in each of her four years ... in basketball, was tabbed as the team MVP three times while earning all-state (Ga.), county and region accolades as a senior ... also served as the captain of the team that year ... her high school basketball coach was Stefanie Basinger ... attended the Naval Academy Prep School during the 2015-16 academic year.

Personal

Daughter of Henry and Stephanie ... father was a linebacker at Florida State (1981-84); as team captain in 1984, he earned AP Honorable Mention All-American status; 10th-most tackles in FSU history (344) ... sister, Jessica played tennis at Alabama A&M ... participated in NJROTC and Beta Club at Greenbrier

Season	gp-gs	min/avg	Total		3-Point		F-Throws		Rebounds				Scoring					
			fg-fga	pct	fg-fga	pct	ft-fa	pct	off	def	tot	avg	pts	fo	ast	to	blk	stl
2016-17	13-0	80/6.2	17-32	.531	2-5	.400	8-14	.571	2	15	17	1.3	44	0	4	8	1	5
2017-18	31-0	511/16.5	85-189	.450	17-51	.333	28-42	.667	25	78	103	3.3	215	0	30	37	1	37
2018-19	23-14	471/20.5	45-157	.287	11-53	.208	24-36	.667	52	54	106	4.6	125	1	21	46	1	24
TOTAL	67-14	1062/15.9	147-378	.389	30-109	.275	60-92	.652	79	147	226	3.4	384	1	55	91	3	66



#1 - KOLBI GREEN

5-4 • Freshman • Guard • Baltimore, Md. • McDonogh School

Green's Career Game Highs

Points: 20, at Boston Univ. (2/23/19)
Rebounds: 4, at Army (1/19/19)
Assists: 3, 3x, MR: Lafayette (2/20/19)
Minutes: 39, at Boston Univ. (2/23/19)

2018-19 Season Game Highs

Points: 20, at Boston Univ. (2/23/19)
Rebounds: 4, at Army (1/19/19)
Assists: 3, 3x, MR: Lafayette (2/20/19)
Minutes: 39, at Boston Univ. (2/23/19)

2018-19 (Freshman)

				Total		3-Pointers		Free throws		Rebounds											
Opponent	Date	gs	min	fg-fga	pct	3fg-fga	pct	ft-fa	pct	off	def	tot	avg	pf	a	t/o	blk	stl	pts	avg	
CATHOLIC	11/07/18		18	4-8	.500	4-8	.500	5-6	.833	0	0	0	0.0	1	0	0	0	1	17	17.0	
MARIST	11/11/18		18	1-5	.200	0-1	.000	2-2	1.000	1	0	1	0.5	0	0	1	0	1	4	10.5	
at Norfolk State	11/18/18		18	3-8	.375	1-6	.167	3-4	.750	0	0	0	0.3	3	1	3	0	3	10	10.3	
PENN	11/24/18		22	6-13	.462	5-9	.556	0-0	.000	0	1	1	0.5	1	1	1	0	2	17	12.0	
NCAT	11/25/18		21	1-4	.250	1-2	.500	3-4	.750	2	1	3	1.0	1	2	2	0	3	6	10.8	
at Rider	12/02/18		9	0-2	.000	0-2	.000	1-2	.500	0	0	0	0.8	0	0	1	0	0	1	9.2	
at Air Force	12/7/18		15	4-10	.400	0-3	.000	0-0	.000	0	1	1	0.9	2	0	1	0	4	8	9.0	
at Colorado	12/09/18		23	3-9	.333	2-6	.333	2-2	1.000	0	1	1	0.9	2	2	4	0	2	10	9.1	
at Monmouth	12/19/18		16	2-6	.333	1-5	.200	0-0	.000	1	0	1	0.9	2	2	2	0	1	5	8.7	
SAINT JOSEPH'S	12/31/18		5	0-2	.000	0-1	.000	2-2	1.000	0	0	0	0.8	0	0	1	0	0	2	8.0	
at Loyola	01/03/19		10	3-8	.375	1-4	.250	0-0	.000	2	0	2	0.9	0	0	1	0	1	7	7.9	
LEHIGH	01/06/19		11	1-4	.250	1-1	1.000	0-0	.000	0	1	1	0.9	1	0	1	0	0	3	7.5	
AMERICAN	01/09/19		25	3-10	.300	1-5	.200	0-0	.000	0	1	1	0.9	2	1	3	0	2	7	7.5	
at Colgate	01/12/19	*	31	4-15	.267	1-10	.100	1-2	.500	0	2	2	1.0	1	2	1	0	1	10	7.6	
HOLY CROSS	01/16/19		29	5-13	.385	3-9	.333	2-2	1.000	0	2	2	1.1	1	2	1	0	3	15	8.1	
at Army	01/19/19	*	30	4-16	.250	3-11	.273	2-4	.500	1	3	4	1.3	0	1	2	0	3	13	8.4	
at Lafayette	01/23/19	*	33	5-11	.455	3-8	.375	4-5	.800	1	1	2	1.3	1	0	0	0	3	17	8.9	
BOSTON	01/26/19	*	24	2-9	.222	2-7	.286	0-0	.000	1	0	1	1.3	2	1	2	0	1	6	8.8	
BUCKNELL	01/30/19	*	21	3-9	.333	3-8	.375	2-2	1.000	0	0	0	1.2	2	0	5	0	1	11	8.9	
at Lehigh	02/02/19	*	34	4-19	.211	1-10	.100	0-0	.000	0	3	3	1.3	2	2	4	0	2	9	8.9	
COLGATE	02/09/19	*	24	4-10	.400	0-6	.000	0-0	.000	0	0	0	1.2	0	3	1	0	2	8	8.9	
at Holy Cross	2/13/19	*	16	1-6	.167	1-3	.333	0-0	.000	1	1	2	1.3	1	1	1	0	1	3	8.6	
ARMY	02/16/19		25	3-9	.333	2-7	.286	2-2	1.000	1	0	1	1.3	2	3	2	0	1	10	8.7	
LAFAYETTE	02/20/19	*	27	4-10	.400	2-8	.250	0-0	.000	0	0	0	1.2	1	3	1	0	4	10	8.7	
at BOSTON	2/23/19	*	39	6-14	.429	4-9	.444	4-7	.571	1	2	3	1.3	1	2	4	0	2	20	9.2	
Totals			10	544	76-230	.330	42-149	.282	35-46	.761	12	20	32	1.3	29	29	45	0	44	229	9.2


High School

Participated in four sports during her time at McDonogh School: basketball, gymnastics, track and volleyball ... played basketball for head coach Brad Rees at McDonogh ... earned 2016-17 All-IAAM Conference A honors ... named Team MVP at NAPS following the 2017-18 season ... selected to the All-Tournament team at the 2015 Bishop Walsh Girls Invitational Tournament ... elected as McDonogh's team captain as a senior in 2016-17 ... member of McDonogh's 2013-14 and 2014-15 IAAM A Conference Championship team; her 2015-16 and 2016-17 teams finished runner-up ... spent the 2017-18 school year prepping at NAPS.

Personal

Daughter of Eric and Veronica ... father was a quarterback at James Madison ('84-'87) and ranks in the top-10 all-time in career passing touchdowns; 1987 Offensive Team MVP ... cousin of 14-year NBA veteran Muggsy Bogues (Washington Bullets, Charlotte Hornets, Golden State Warriors, Toronto Raptors) ... father played high school basketball at Dunbar High School and was a member of the 1983 national championship team (w/Muggsy Bogues, Reggie Lewis, Reggie Williams) often called the greatest high school team ever and was featured in ESPN's 30 for 30 'Baltimore Boys' ... fluent in French; ranked eighth nationally for the French Grand Concours competition ... participated in Sanfoka Club and the Diversity Club at McDonogh.

			Total		3-Point		F-Throws		Rebounds											Scoring	
Season	gp-gs	min/avg	fg-fga	pct	fg-fga	pct	ft-fa	pct	off	def	tot	avg	pf	fo	ast	to	blk	stl	pts	avg	
2018-19	25-10	544/21.8	76-230	.330	42-149	.282	35-46	.761	12	20	32	1.3	29	0	29	45	0	44	229	9.2	
TOTAL	25-10	544/21.8	76-230	.330	42-149	.282	35-46	.761	12	20	32	1.3	29	0	29	45	0	44	229	9.2	



#2 - JENNIFER COLEMAN

5-9 • Freshman • Guard • Richmond, Va. • Highland Springs

Coleman's Career Game Highs

Points: 23, at Rider (12/2/18)
Rebounds: 16, at Holy Cross (2/13/19)
Assists: 6, 4x, MR: Lafayette (2/20/19)
Minutes: 36, 2x, MR: at Holy Cross (2/13/19)

2018-19 Season Game Highs

Points: 23, at Rider (12/2/18)
Rebounds: 16, at Holy Cross (2/13/19)
Assists: 6, 4x, MR: Lafayette (2/20/19)
Minutes: 36, 2x, MR: at Holy Cross (2/13/19)

Playing Honors: Patriot League Rookie of the Week (12/3/18 ... 12/24/18)

2018-19 (Freshman)

				Total		3-Pointers		Free throws		Rebounds											
Opponent	Date	gs	min	fg-fga	pct	3fg-fga	pct	ft-fga	pct	off	def	tot	avg	pf	a	t/o	blk	stl	pts	avg	
CATHOLIC	11/07/18	*	22	5-14	.357	1-4	.250	2-2	1.000	4	3	7	7.0	1	6	2	0	1	13	13.0	
MARIST	11/11/18	*	27	4-17	.235	0-3	.000	0-4	.000	3	3	6	6.5	4	1	3	0	1	8	10.5	
at Norfolk State	11/18/18	*	36	9-17	.529	0-3	.000	4-7	.571	0	2	2	5.0	5	3	6	1	3	22	14.3	
PENN	11/24/18	*	14	0-8	.000	0-2	.000	0-2	.000	1	1	2	4.3	2	1	2	0	1	0	10.8	
NCAT	11/25/18	*	26	8-13	.615	1-1	1.000	3-4	.750	1	3	4	4.2	3	3	3	0	3	20	12.6	
at Rider	12/02/18	*	29	9-22	.409	1-2	.500	4-6	.667	6	8	14	5.8	1	3	1	0	5	23	14.3	
at Air Force	12/7/18	*	28	5-20	.250	0-2	.000	0-1	.000	2	11	13	6.9	4	2	4	0	1	10	13.7	
at Colorado	12/09/18	*	27	3-10	.300	0-2	.000	2-4	.500	3	3	6	6.8	3	2	1	1	0	8	13.0	
at Monmouth	12/19/18	*	34	5-18	.278	1-3	.333	5-6	.833	4	3	7	6.8	1	3	3	1	2	16	13.3	
SAINT JOSEPH'S	12/31/18	*	26	4-13	.308	0-1	.000	1-2	.500	2	6	8	6.9	2	4	7	0	3	9	12.9	
at Loyola	01/03/19	*	31	8-14	.571	1-1	1.000	2-4	.500	2	11	13	7.5	3	6	7	0	1	19	13.5	
LEHIGH	01/06/19	*	27	2-9	.222	0-1	.000	2-4	.500	4	5	9	7.6	3	3	3	0	0	6	12.8	
AMERICAN	01/09/19	*	32	6-13	.462	2-3	.667	0-1	.000	1	5	6	7.5	2	1	4	0	2	14	12.9	
at Colgate	01/12/19	*	25	4-18	.222	0-0	.000	0-1	.000	4	9	13	7.9	1	2	4	0	1	8	12.6	
HOLY CROSS	01/16/19	*	33	8-18	.444	3-4	.750	2-2	1.000	6	6	12	8.1	3	2	3	0	3	21	13.1	
at Army	01/19/19	*	23	3-10	.300	1-3	.333	2-3	.667	2	3	5	7.9	2	1	2	0	2	9	12.9	
at Lafayette	01/23/19	*	19	1-11	.091	0-3	.000	0-0	.000	0	4	4	7.7	3	1	3	0	1	2	12.2	
BOSTON	01/26/19	*	35	4-18	.222	0-4	.000	2-7	.286	2	5	7	7.7	3	3	5	0	4	10	12.1	
BUCKNELL	01/30/19	*	30	5-17	.294	2-6	.333	0-0	.000	5	9	14	8.0	1	1	2	0	1	12	12.1	
at Lehigh	02/02/19	*	35	4-13	.308	2-3	.667	0-0	.000	2	2	4	7.8	4	3	2	1	2	10	12.0	
COLGATE	02/09/19	*	35	7-14	.500	2-4	.500	0-0	.000	2	9	11	8.0	2	5	5	0	5	16	12.2	
at Holy Cross	2/13/19	*	36	6-14	.429	1-2	.500	1-2	.500	3	13	16	8.3	4	2	5	0	2	14	12.3	
ARMY	02/16/19	*	35	6-14	.429	1-4	.250	1-4	.250	1	7	8	8.3	3	6	6	0	1	14	12.3	
LAFAYETTE	02/20/19	*	35	7-17	.412	0-3	.000	2-4	.500	2	9	11	8.4	1	6	4	1	2	16	12.5	
at BOSTON	2/23/19	*	32	3-12	.250	0-0	.000	1-2	.500	4	4	8	8.4	3	5	6	0	0	7	12.3	
Totals		25	732	126-364	.346	19-64	.297	36-72	.500	66	144	210	8.4	64	75	93	5	47	307	12.3	

High School

Lettered all four years at Highland Springs High School in basketball for head coach Franklin Harris ... First Team All-State Class 5A as a junior in 2015-16 and senior in 2016-17 ... served as team captain at Highland Springs as a sophomore, junior and senior ... went 110-8 as a four-year starter with Highland Springs ... finished runner-up in the VHSL Class 5A State Championship in 2013-14, 2015-16, 2016-17 ... Highland Springs won the Times-Dispatch Invitational Tournament three straight years and was named the Tournament MVP for the 2015 and 2016 events ... spent the 2017-18 school year prepping at NAPS.

Personal

Daughter of James and Elsie ... participated in the Advance College Academies program at Highland Springs and received an associates degree in business from Reynolds Community College ... teammates at Highland Springs with George Mason's Camarie Gatling '21 and UNCG's Cece Crudup '21.

			Total		3-Point		F-Throws		Rebounds											Scoring	
Season	gp-gs	min/avg	fg-fga	pct	fg-fga	pct	ft-fta	pct	off	def	tot	avg	pf	fo	ast	to	blk	stl	pts	avg	
2018-19	25-25	732/29.3	126-364	.346	19-64	.297	36-72	.500	66	144	210	8.4	64	1	75	93	5	47	307	12.3	
TOTAL	25-25	732/29.3	126-364	.346	19-64	.297	36-72	.500	66	144	210	8.4	64	1	75	93	5	47	307	12.3	



#3 - CAYLA HANNIBAL

5-4 • Sophomore • Guard • Virginia Beach, Va. • Salem

Hannibal's Career Game Highs

Points: 8, 2x, MR: Colgate (2/9/19)
Rebounds: 3, Bucknell (1/30/19)
Assists: 4, Catholic (11/7/18)
Minutes: 23, at Lafayette (1/23/19)

2018-19 Season Game Highs

Points: 8, 2x, MR: Colgate (2/9/19)
Rebounds: 3, Bucknell (1/30/19)
Assists: 4, Catholic (11/7/18)
Minutes: 23, at Lafayette (1/23/19)

Academic Honors: 2018 Patriot League Academic Honor Roll

2018-19 (Sophomore)

Opponent	Date	gs	min	Total		3-Pointers		Free throws		Rebounds				pf	a	t/o	blk	stl	pts	avg
				fg-fga	pct	3fg-fga	pct	ft-fa	pct	off	def	tot	avg							
CATHOLIC	11/07/18	*	18	2-8	.250	1-6	.167	3-4	.750	0	0	0	0.0	2	4	3	0	1	8	8.0
MARIST	11/11/18		8	0-1	.000	0-1	.000	0-0	.000	0	0	0	0.0	1	1	0	0	0	0	4.0
at Norfolk State	11/18/18		17	2-8	.250	1-7	.143	0-0	.000	0	0	0	0.0	3	0	1	0	2	5	4.3
PENN	11/24/18		3	0-0	.000	0-0	.000	0-0	.000	0	0	0	0.0	2	0	0	0	0	0	3.3
NCAT	11/25/18		8	1-3	.333	1-3	.333	0-0	.000	0	2	2	0.4	0	2	1	0	1	3	3.2
at Rider	12/02/18		8	1-2	.500	0-1	.000	0-0	.000	0	0	0	0.3	0	0	1	0	0	2	3.0
at Air Force	12/7/18		6	0-0	.000	0-0	.000	0-0	.000	0	0	0	0.3	0	0	0	0	0	0	2.6
at Colorado	12/09/18	dnp		-	-	-	-	-	-	-	-	-	-	-	-	-	-	-	-	-
at Monmouth	12/19/18		2	0-0	.000	0-0	.000	0-0	.000	0	0	0	0.3	0	0	0	0	0	0	2.3
SAINT JOSEPH'S	12/31/18		15	1-4	.250	1-4	.250	0-0	.000	0	0	0	0.2	2	0	0	0	0	3	2.3
at Loyola	01/03/19		7	0-2	.000	0-0	.000	0-0	.000	0	1	1	0.3	1	0	1	0	0	0	2.1
LEHIGH	01/06/19		7	1-2	.500	1-2	.500	0-0	.000	0	1	1	0.4	1	0	0	0	0	3	2.2
AMERICAN	01/09/19		5	0-3	.000	0-3	.000	0-0	.000	0	0	0	0.3	0	0	0	0	0	0	2.0
at Colgate	01/12/19	dnp		-	-	-	-	-	-	-	-	-	-	-	-	-	-	-	-	-
HOLY CROSS	01/16/19	dnp		-	-	-	-	-	-	-	-	-	-	-	-	-	-	-	-	-
at Army	01/19/19		5	0-2	.000	0-2	.000	0-0	.000	1	0	1	0.4	0	0	0	0	0	0	1.8
at Lafayette	01/23/19		23	2-6	.333	1-4	.250	1-2	.500	1	0	1	0.4	1	0	0	0	0	6	2.1
BOSTON	01/26/19		16	0-3	.000	0-3	.000	0-0	.000	0	1	1	0.5	1	1	0	0	1	0	2.0
BUCKNELL	01/30/19		15	0-3	.000	0-2	.000	0-0	.000	0	3	3	0.6	1	2	1	0	1	0	1.9
at Lehigh	02/02/19		14	1-5	.200	1-5	.200	0-2	.000	0	1	1	0.6	3	2	1	0	0	3	1.9
COLGATE	02/09/19		13	3-6	.500	2-5	.400	0-0	.000	0	0	0	0.6	0	1	1	0	0	8	2.3
at Holy Cross	2/13/19		10	0-0	.000	0-0	.000	0-0	.000	0	1	1	0.6	1	0	1	0	0	0	2.2
ARMY	02/16/19		5	0-3	.000	0-3	.000	0-0	.000	0	0	0	0.6	0	0	2	0	0	0	2.1
LAFAYETTE	02/20/19		1	0-0	.000	0-0	.000	0-0	.000	0	0	0	0.6	0	0	0	0	0	0	2.0
at BOSTON	2/23/19	dnp		-	-	-	-	-	-	-	-	-	-	-	-	-	-	-	-	-
Totals		1	206	14-61	.230	9-51	.176	4-8	.500	2	10	12	0.6	19	13	13	0	6	41	2.0

2017-18 (Freshman)

Came off the bench in 12 games as a freshman guard for the Mids... scored 18 points over 88 minutes of action ... four of her seven made field goals were from three-point range ... scored five points in games versus St. Bonaventure (Nov. 26), Monmouth (Nov. 30) and at Loyola (Feb. 24) ... recorded a season-high three steals at LIU Brooklyn (Dec. 20) ... saw a season-high 18 minutes of action at Loyola.

High School

Graduated from Salem High School ... earned four letters in basketball at the school ... the team won its regional title in 2017 ... served as the captain of the squad and garnered team MVP honors ... also received All-Tidewater, All-Atlantic Conference, all-region and all-state (Va.) accolades ... was selected as her high school's athlete of the year ... her high school basketball coach was Donnie Stith ... was a member of the National Honor Society, the Spanish Honor Society and the Salem Scholars.

Personal

Daughter of Chauncey and Aisha ... extracurriculars at Salem H.S. included National Honor Society, Spanish Honor Society and the Salem Scholars program.

			Total		3-Point		F-Throws		Rebounds											Scoring	
Season	gp-gs	min/avg	fg-fga	pct	fg-fga	pct	ft-fita	pct	off	def	tot	avg	pf	fo	ast	to	blk	stl	pts	avg	
2017-18	12-0	88/7.3	7-38	.184	4-23	.174	0-3	.000	1	5	6	0.5	4	0	6	10	1	5	18	1.5	
2018-19	21-1	206/9.8	14-61	.230	9-51	.176	4-8	.500	2	10	12	0.6	19	0	13	13	0	6	41	2.0	
TOTAL	33-1	294/8.9	21-99	.212	13-74	.176	4-11	.364	3	15	18	0.5	23	0	19	23	1	11	59	1.8	



#10 - LAUREL JAUNICH

6-0 • Junior • Forward • Charlotte, Vt. • Champlain Valley Union

Jaunich's Career Game Highs

Points: 15, 2x, MR: Lehigh (2/15/17)
Rebounds: 10, 2x, MR: Catholic (11/7/18)
Assists: 6, Boston (2/17/18)
Minutes: 36, 2x, MR: at Bucknell (3/8/18)

2018-19 Season Game Highs

Points: 8, 2x, MR: Bucknell (1/30/19)
Rebounds: 10, Catholic (11/7/18)
Assists: 3, Penn (11/24/18)
Minutes: 34, Holy Cross (1/16/19)

Academic Honors: Patriot League Academic Honor Roll (2017, '18)

2018-19 (Junior)

Opponent	Date	gs	min	Total		3-Pointers		Free throws		Rebounds				pf	a	t/o	blk	stl	pts	avg	
				fg-fga	pct	3fg-fga	pct	ft-fa	pct	off	def	tot	avg								
CATHOLIC	11/07/18	*	21	0-4	.000	0-0	.000	0-0	.000	3	7	10	10.0	0	2	0	4	2	0	0.0	
MARIST	11/11/18	*	23	2-3	.667	0-0	.000	0-0	.000	0	3	3	6.5	1	1	2	0	0	4	2.0	
at Norfolk State	11/18/18	*	19	1-2	.500	0-0	.000	2-2	1.000	1	1	2	5.0	0	2	2	0	0	4	2.7	
PENN	11/24/18	*	27	1-4	.250	0-1	.000	0-0	.000	1	4	5	5.0	4	3	2	0	0	2	2.5	
NCAT	11/25/18	*	21	1-3	.333	0-0	.000	0-0	.000	0	5	5	5.0	0	1	3	0	0	2	2.4	
at Rider	12/02/18	*	27	3-5	.600	0-0	.000	0-0	.000	0	1	1	4.3	1	1	1	0	1	6	3.0	
at Air Force	12/7/18	*	24	3-4	.750	0-0	.000	0-0	.000	0	1	1	3.9	1	0	2	0	0	6	3.4	
at Colorado	12/09/18	*	24	2-8	.250	0-0	.000	0-0	.000	5	2	7	4.3	0	2	0	0	0	4	3.5	
at Monmouth	12/19/18	*	33	3-7	.429	0-0	.000	1-2	.500	1	2	3	4.1	0	2	2	0	1	7	3.9	
SAINT JOSEPH'S	12/31/18	*	25	1-3	.333	0-0	.000	1-1	1.000	0	3	3	4.0	0	1	3	1	2	3	3.8	
at Loyola	01/03/19	*	29	3-4	.750	1-1	1.000	0-0	.000	0	2	2	3.8	1	2	0	0	1	7	4.1	
LEHIGH	01/06/19	*	25	2-5	.400	0-1	.000	0-0	.000	0	1	1	3.6	3	0	5	0	1	4	4.1	
AMERICAN	01/09/19	*	27	2-7	.286	0-1	.000	0-0	.000	2	2	4	3.6	2	0	0	1	0	4	4.1	
at Colgate	01/12/19	*	30	3-4	.750	0-0	.000	2-2	1.000	1	2	3	3.6	1	2	2	2	2	8	4.4	
HOLY CROSS	01/16/19	*	34	2-4	.500	0-1	.000	2-2	1.000	0	6	6	3.7	3	1	0	3	1	6	4.5	
at Army	01/19/19	*	27	2-3	.667	0-0	.000	0-0	.000	1	2	3	3.7	2	0	0	2	1	4	4.4	
at Lafayette	01/23/19	*	10	1-2	.500	0-0	.000	0-0	.000	0	2	2	3.6	0	0	2	0	0	2	4.3	
BOSTON	01/26/19	*	29	1-2	.500	1-1	1.000	0-0	.000	1	3	4	3.6	0	2	2	0	3	3	4.2	
BUCKNELL	01/30/19	*	26	2-6	.333	0-0	.000	4-6	.667	3	2	5	3.7	2	2	1	0	0	8	4.4	
at Lehigh	02/02/19	*	18	2-4	.500	0-1	.000	0-0	.000	1	2	3	3.7	0	0	1	1	0	4	4.4	
COLGATE	02/09/19	*	23	1-2	.500	0-0	.000	0-0	.000	2	1	3	3.6	1	2	2	0	1	2	4.3	
at Holy Cross	2/13/19	*	32	3-9	.333	0-3	.000	0-0	.000	0	3	3	3.6	2	0	1	1	0	6	4.4	
ARMY	02/16/19	*	24	2-4	.500	0-1	.000	0-0	.000	0	2	2	3.5	5	1	1	0	1	4	4.3	
LAFAYETTE	02/20/19	dnp	-	-	-	-	-	-	-	-	-	-	-	-	-	-	-	-	-	-	
at BOSTON	2/23/19	dnp	-	-	-	-	-	-	-	-	-	-	-	-	-	-	-	-	-	-	
Totals			23	578	43-99	.434	2-11	.182	12-15	.800	22	59	81	3.5	29	27	34	15	17	100	4.3

2017-18 (Sophomore)

Played in all 33 games as a sophomore with 20 starts ... averaged 5.2 points and 23.4 minutes per contest ... shot 47.9 percent from the field to rank second on the Mids in 2017-18 ... corralled 123 rebounds for a 3.7 boards per game average ... recorded double-digit point outputs on eight occasions, including season-highs of 12 points in back-to-back game versus Lehigh (Jan. 27) and at Colgate (Feb. 3) ... corralled a career-high 10 rebounds versus Holy Cross (Feb. 7) as part of a double-double (10p/10r) ... credited with five or more rebounds in 11 games ... blocked two shots against Army (Jan. 14) and Holy Cross (Feb. 7) ... led Navy versus Boston (Feb. 17) with a season-high six assists ... joined the starting lineup beginning on Jan. 5 at American and held a spot through the remaining 20 games ... saw 28-plus minutes of action in 14 different contests with a high of 36 versus Holy Cross (Feb. 7) and at Bucknell (March 8).

2016-17 (Freshman)

Scored 10 or more points in five games ... attained a season-best 15 points in home games against Boston U. and Lehigh ... was 7-12 from the field in the game against the Terriers and 7-8 from the floor against the Mountain Hawks ... was 5-10 from the field in scoring 10 points at Air Force and opened her league career with an identical shooting and scoring night at Bucknell ... made all five of her field goal attempts in scoring 10 points at home against Lafayette ... earlier in the year was 4-4 from the floor in scoring nine points against Cleveland State ... tallied eight points thanks to a 3-5 effort from the field in Navy's second round WNIT game at Virginia Tech ... scored six points and grabbed an identical number of rebounds at Tennessee ... snared a season-best eight boards against Goucher and at Holy Cross ... shot at least 50% from the field in 18 games.

High School

Graduated from Champlain Valley Union High School ... earned a letter in basketball in each of her four seasons ... the team did not lose a game during her four years with the program (95-0) ... was selected as the state player of the year as a junior and senior, was the state's Gatorade Player of the Year in 2015 and was the Vermont Miss Basketball that year ... twice was selected as the Metro Division Player of the Year (2015, '16) while earning all-state accolades both seasons ... her high school basketball coach was Ute Otley.

Personal

Daughter of Scott and Lynne ... born in Palo Alto, Calif.; grew up in Vermont ... brother, Christian graduated from Navy in 2017 ... twin brother Kyle attended the Naval Academy from 2016-18

			Total		3-Point		F-Throws		Rebounds											Scoring	
Season	gp-gs	min/avg	fg-fga	pct	fg-fga	pct	ft-fa	pct	off	def	tot	avg	pf	fo	ast	to	blk	stl	pts	avg	
2016-17	34-11	621/18.3	79-157	.503	4-10	.400	3-10	.300	36	61	97	2.9	39	0	23	26	15	15	165	4.9	
2017-18	33-20	772/23.4	79-165	.479	1-7	.143	12-16	.750	46	77	123	3.7	36	0	32	28	15	15	171	5.2	
2018-19	23-23	578/25.1	43-99	.434	2-11	.182	12-15	.800	22	59	81	3.5	29	1	27	34	15	17	100	4.3	
TOTAL	90-54	1971/21.9	201-421	.477	7-28	.250	27-41	.659	104	197	301	3.3	104	1	82	88	45	47	436	4.8	



#12 - SIERRA SWANDA

5-10 • Sophomore • Forward • Jacksonville, Fla. • Potter's House Christian Academy

Swanda's Career Game Highs

Points: 4, 3x, MR: Army (2/16/19)
Rebounds: 6, 2x, MR: Saint Joseph's (12/31/18)
Assists: 2, 3x, MR: Lafayette (2/20/19)
Minutes: 28, Saint Joseph's (12/31/18)

2018-19 Season Game Highs

Points: 4, 3x, MR: Army (2/16/19)
Rebounds: 6, Saint Joseph's (12/31/18)
Assists: 2, 3x, MR: Lafayette (2/20/19)
Minutes: 28, Saint Joseph's (12/31/18)

2018-19 (Sophomore)

Opponent	Date	gs	min	Total		3-Pointers		Free throws		Rebounds				pf	a	t/o	blk	stl	pts	avg
				fg-fga	pct	3fg-fga	pct	ft-fa	pct	off	def	tot	avg							
CATHOLIC	11/07/18	dnp		-	-	-	-	-	-	-	-	-	-	-	-	-	-	-	-	-
MARIST	11/11/18	dnp		-	-	-	-	-	-	-	-	-	-	-	-	-	-	-	-	-
at Norfolk State	11/18/18	15		0-0	.000	0-0	.000	0-4	.000	2	2	4	4.0	3	0	4	0	0	0	0.0
PENN	11/24/18	12		0-0	.000	0-0	.000	0-0	.000	0	2	2	3.0	4	0	1	0	0	0	0.0
NCAT	11/25/18	9		0-0	.000	0-0	.000	0-0	.000	0	0	0	2.0	2	0	1	0	1	0	0.0
at Rider	12/02/18	13		0-1	.000	0-1	.000	0-0	.000	0	1	1	1.8	3	0	2	0	1	0	0.9
at Air Force	12/7/18	6		1-2	.500	0-0	.000	0-0	.000	3	1	4	2.2	0	0	0	1	1	2	0.4
at Colorado	12/09/18	14		0-1	.000	0-0	.000	2-4	.500	1	1	2	2.2	3	0	1	0	1	2	0.7
at Monmouth	12/19/18	dnp		-	-	-	-	-	-	-	-	-	-	-	-	-	-	-	-	-
SAINT JOSEPH'S	12/31/18	28		1-2	.500	0-0	.000	2-2	1.000	3	3	6	2.7	3	2	0	2	2	4	1.1
at Loyola	01/03/19	8		0-0	.000	0-0	.000	0-0	.000	0	2	2	2.6	1	0	1	0	1	0	1.0
LEHIGH	01/06/19	11		0-1	.000	0-0	.000	0-0	.000	1	2	3	2.7	2	0	0	1	0	0	0.9
AMERICAN	01/09/19	dnp		-	-	-	-	-	-	-	-	-	-	-	-	-	-	-	-	-
at Colgate	01/12/19	5		0-1	.000	0-0	.000	0-0	.000	1	0	1	2.5	0	0	0	0	2	0	0.8
HOLY CROSS	01/16/19	19		0-2	.000	0-0	.000	0-0	.000	3	0	3	2.5	0	2	2	1	2	0	0.7
at Army	01/19/19	18		0-0	.000	0-0	.000	0-2	.000	3	2	5	2.8	4	0	0	0	2	0	0.7
at Lafayette	01/23/19	23		0-1	.000	0-0	.000	2-2	1.000	2	0	2	2.7	2	1	1	0	2	2	0.8
BOSTON	01/26/19	9		0-1	.000	0-0	.000	2-2	1.000	1	2	3	2.7	2	0	1	0	1	2	0.9
BUCKNELL	01/30/19	17		1-2	.500	0-0	.000	0-3	.000	1	1	2	2.7	1	0	0	0	0	2	0.9
at Lehigh	02/02/19	15		2-3	.667	0-0	.000	0-0	.000	1	0	1	2.6	4	1	1	0	1	4	1.1
COLGATE	02/09/19	7		0-0	.000	0-0	.000	0-0	.000	0	1	1	2.5	0	0	0	1	1	0	1.1
at Holy Cross	2/13/19	17		1-2	.500	0-0	.000	0-2	.000	0	1	1	2.4	3	0	2	1	1	2	1.1
ARMY	02/16/19	19		2-2	1.000	0-0	.000	0-0	.000	2	2	4	2.5	5	0	1	0	0	4	1.3
LAFAYETTE	02/20/19	10		0-0	.000	0-0	.000	0-0	.000	0	0	0	2.4	2	2	0	0	0	0	1.2
at BOSTON	2/23/19	20		0-2	.000	0-0	.000	0-0	.000	1	0	1	2.3	0	0	0	0	3	0	1.1
Totals		0	295	8-23	.348	0-1	.000	8-21	.381	25	23	48	2.3	44	8	18	7	22	24	1.1

2017-18 (Freshman)

Sidelined for the first month of the season due to an injury, she made her collegiate debut at LIU Brooklyn on Dec. 20 ... in that game she scored two points with an assist and a steal ... tallied 10 points over 133 minutes of action in 14 games as a freshman ... a talented rebounder, she recorded three or more rebounds in seven games with a season-high six coming against Bucknell (Feb. 17) ... averaged 9.5 minutes an appearance with a season-high 19 coming versus Bucknell (Feb. 17).

High School

Graduated from the Potter's House Christian Academy ... played basketball at the school ... served as the captain of the team as a senior when she also was selected as the co-MVP of the team ... the squad won the Sunshine Independent Athletic Association state (Fla.) title in each of her four years ... her high school basketball coach was Tony Bannister ... was part of an AAU team that also won multiple state titles ... served as the vice president of the school's student council as a senior ... was a member of the National Honor Society and received a SAT/ACT testing award.

Personal

Daughter of Vincent and Tamas ... born in Long Island and grew up in Florida ... father played four years of collegiate football at SUNY Cortland.

Season	gp-gs	min/avg	Total		3-Point		F-Throws		Rebounds				Scoring					
			fg-fga	pct	fg-fga	pct	ft-fa	pct	off	def	tot	avg	pts	fo	ast	to	blk	stl
2017-18	14-0	133/9.5	5-14	.357	0-0	.000	0-4	.000	15	13	28	2.0	22	0	2	7	2	6
2018-19	21-0	295/14.0	8-23	.348	0-1	.000	8-21	.381	25	23	48	2.3	44	1	8	18	7	22
TOTAL	35-0	428/12.2	13-37	.351	0-1	.000	8-25	.320	40	36	76	2.2	66	1	10	25	9	28



#13 - SOPHIE GATZOUNAS

5-9 • Sophomore • Guard/Forward • South Hadley, Mass. • South Hadley

Gatzounas' Career Game Highs

Points: 22, at Monmouth (12/19/18)
Rebounds: 13, at Rider (12/2/18)
Assists: 3, 3x, MR: Penn (11/24/18)
Minutes: 36, at Monmouth (12/19/18)

2018-19 Season Game Highs

Points: 22, at Monmouth (12/19/18)
Rebounds: 13, at Rider (12/2/18)
Assists: 3, Penn (11/24/18)
Minutes: 36, at Monmouth (12/19/18)

Playing Honors: Patriot League Rookie of the Week (12/11/17); NCAA Athlete of the Week (11/26/18 ... 12/24/18 ... 1/1/19);
2018 Navy Classic All-Tournament Team

2018-19 (Sophomore)

				Total		3-Pointers		Free throws		Rebounds											
Opponent	Date	gs	min	fg-fga	pct	3fg-fga	pct	ft-fa	pct	off	def	tot	avg	pf	a	t/o	blk	stl	pts	avg	
CATHOLIC	11/07/18	*	22	4-8	.500	1-4	.250	2-2	1.000	2	4	6	6.0	3	1	2	1	2	11	11.0	
MARIST	11/11/18	*	31	3-8	.375	1-3	.333	3-4	.750	1	5	6	6.0	3	2	0	0	4	10	10.5	
at Norfolk State	11/18/18	*	25	1-3	.333	0-1	.000	0-1	.000	5	2	7	6.3	3	1	1	1	2	2	7.7	
PENN	11/24/18	*	35	7-14	.500	0-2	.000	2-4	.500	5	3	8	6.8	2	3	3	0	3	16	9.8	
NCAT	11/25/18	*	25	6-8	.750	1-1	1.000	0-0	.000	3	6	9	7.2	4	0	3	0	2	13	10.4	
at Rider	12/02/18	*	32	6-11	.545	0-1	.000	0-1	.000	2	11	13	8.2	3	1	4	0	2	12	10.7	
at Air Force	12/7/18	*	29	3-7	.429	0-1	.000	0-1	.000	4	2	6	7.9	4	1	3	0	3	6	10.0	
at Colorado	12/09/18	*	27	2-6	.333	1-1	1.000	0-0	.000	2	4	6	7.6	2	0	1	0	1	5	9.4	
at Monmouth	12/19/18	*	36	7-10	.700	3-5	.600	5-5	1.000	4	2	6	7.4	3	0	0	0	0	22	10.8	
SAINT JOSEPH'S	12/31/18	*	29	5-10	.500	1-1	1.000	2-5	.400	3	2	5	7.2	3	0	1	0	1	13	11.0	
at Loyola	01/03/19	*	33	4-7	.571	1-1	1.000	4-5	.800	3	6	9	7.4	2	2	2	2	0	13	11.2	
LEHIGH	01/06/19	*	22	1-9	.111	0-2	.000	0-0	.000	1	3	4	7.1	2	1	3	2	1	2	10.4	
AMERICAN	01/09/19	*	23	1-2	.500	0-1	.000	0-0	.000	3	2	5	6.9	2	2	2	1	2	2	9.8	
at Colgate	01/12/19	*	26	5-10	.500	0-1	.000	4-4	1.000	7	0	7	6.9	1	0	1	0	0	14	10.1	
HOLY CROSS	01/16/19	*	18	1-6	.167	0-1	.000	0-0	.000	1	4	5	6.8	2	1	1	0	0	2	9.5	
at Army	01/19/19	*	13	0-2	.000	0-1	.000	0-0	.000	2	1	3	6.6	1	2	2	0	0	0	8.9	
at Lafayette	01/23/19	*	12	1-3	.333	0-1	.000	0-0	.000	1	3	4	6.4	3	0	1	0	0	2	8.5	
BOSTON	01/26/19		6	0-2	.000	0-1	.000	0-0	.000	0	1	1	6.1	1	0	0	0	0	0	8.1	
BUCKNELL	01/30/19		12	0-4	.000	0-0	.000	0-0	.000	4	0	4	6.0	1	0	1	0	0	0	7.6	
at Lehigh	02/02/19		25	4-8	.500	0-2	.000	3-4	.750	1	2	3	5.9	0	0	1	0	0	11	7.8	
COLGATE	02/09/19	*	28	4-8	.500	0-1	.000	2-4	.500	1	1	2	5.7	5	1	3	0	3	10	7.9	
at Holy Cross	2/13/19	*	24	2-6	.333	0-1	.000	2-2	1.000	1	0	1	5.5	1	0	2	0	1	6	7.8	
ARMY	02/16/19	*	22	2-3	.667	0-0	.000	0-0	.000	1	1	2	5.3	3	0	2	0	1	4	7.7	
LAFAYETTE	02/20/19	*	19	4-8	.500	0-1	.000	2-2	1.000	1	5	6	5.3	4	1	2	2	0	10	7.8	
at BOSTON	2/23/19	*	32	5-9	.556	1-3	.333	2-2	1.000	1	2	3	5.2	4	1	0	0	0	13	8.0	
Totals			22	606	78-172	.453	10-37	.270	33-46	.717	59	72	131	5.2	62	20	41	9	28	199	8.0

2017-18 (Freshman)

Appeared in 30 games with 13 starts as a freshman ... started the first 13 games of her freshman campaign for Navy ... posted a 6.2 scoring average over 17.7 minutes per game ... shot 48.6 percent from the field, 37.8 percent from three-point range and 75.6 percent from the foul line, all three were team-highs for Navy in 2017-18 ... tied for second on the team with 4.2 rebounds per game ... notched a double-double (20p/11r) in her second career game on Nov. 12 versus Rider (both totals were season-highs) ... recorded double-digit point outputs six times and double-digit rebound totals on four occasions ... second double-double came at New Mexico (Dec. 10) with 17 points and 11 rebounds ... connected for a season-high three three-point field goals (3-6) at Lafayette (Feb. 14) as part of a 16-point game ... on the court for 31 minutes at New Mexico (Dec. 10), the most for her in 2017-18.

High School

Graduated from South Hadley High School ... earned four letters in basketball, four in soccer and two in track and field ... in basketball, was part of teams that won its league title in 2016-17 ... the team reached the Western Mass title game ... was named the Basketball Hall of Fame's Player of the Year, was on the All-Western Mass Starting Five and the All-Division III team as a senior ... scored over 1,000 points in her prep career ... served as the captain of the team in each of her last three seasons ... her high school basketball coach was Paul Dubuc ... twice captained the school's soccer team ... earned All-Western Mass, all-state (Mass.) and All-New England accolades in the sport as a senior ... also received all-state and All-New England honors in track in 2017 ... won the Western Mass title in the javelin on her way to earning an All-America award in the sport

Personal

Daughter of Mark and Dawn ... member of the National Honor Society and the school's student council.

			Total		3-Point		F-Throws		Rebounds											Scoring	
Season	gp-gs	min/avg	fg-fga	pct	fg-fga	pct	ft-fa	pct	off	def	tot	avg	pf	fo	ast	to	blk	stl	pts	avg	
2017-18	30-13	532/17.7	68-140	.486	17-45	.378	34-45	.756	42	85	127	4.2	42	1	23	34	9	16	187	6.2	
2018-19	25-22	606/24.2	78-172	.453	10-37	.270	33-46	.717	59	72	131	5.2	62	1	20	41	9	28	199	8.0	
TOTAL	55-35	1138/20.7	146-312	.468	27-82	.329	67-91	.736	101	157	258	4.7	104	2	43	75	18	44	386	7.0	



#14 - DARRYL LANGFORD

5-10 • Freshman • Guard/Forward • Fayetteville, Ga. • Fayette County

Langford's Career Game Highs

Points: 9, Lafayette (2/20/19)
Rebounds: 2, at Colorado (12/9/18)
Assists: 1, at Colorado (12/9/18)
Minutes: 8, Lafayette (2/20/19)

2018-19 Season Game Highs

Points: 9, Lafayette (2/20/19)
Rebounds: 2, at Colorado (12/9/18)
Assists: 1, at Colorado (12/9/18)
Minutes: 8, Lafayette (2/20/19)

2018-19 (Freshman)

Opponent	Date	gs	min	Total		3-Pointers		Free throws		Rebounds				pf	a	t/o	blk	stl	pts	avg
				fg-fga	pct	3fg-fga	pct	ft-fa	pct	off	def	tot	avg							
CATHOLIC	11/07/18		dnp	-	-	-	-	-	-	-	-	-	-	-	-	-	-	-	-	-
MARIST	11/11/18		dnp	-	-	-	-	-	-	-	-	-	-	-	-	-	-	-	-	-
at Norfolk State	11/18/18		dnp	-	-	-	-	-	-	-	-	-	-	-	-	-	-	-	-	-
PENN	11/24/18		dnp	-	-	-	-	-	-	-	-	-	-	-	-	-	-	-	-	-
NCAT	11/25/18		dnp	-	-	-	-	-	-	-	-	-	-	-	-	-	-	-	-	-
at Rider	12/02/18		dnp	-	-	-	-	-	-	-	-	-	-	-	-	-	-	-	-	-
at Air Force	12/7/18		dnp	-	-	-	-	-	-	-	-	-	-	-	-	-	-	-	-	-
at Colorado	12/09/18	7		1-7	.143	1-3	.333	0-4	.000	1	1	2	2.0	0	1	0	0	0	3	3.0
at Monmouth	12/19/18		dnp	-	-	-	-	-	-	-	-	-	-	-	-	-	-	-	-	-
SAINT JOSEPH'S	12/31/18		dnp	-	-	-	-	-	-	-	-	-	-	-	-	-	-	-	-	-
at Loyola	01/03/19		dnp	-	-	-	-	-	-	-	-	-	-	-	-	-	-	-	-	-
LEHIGH	01/06/19		dnp	-	-	-	-	-	-	-	-	-	-	-	-	-	-	-	-	-
AMERICAN	01/09/19		dnp	-	-	-	-	-	-	-	-	-	-	-	-	-	-	-	-	-
at Colgate	01/12/19		dnp	-	-	-	-	-	-	-	-	-	-	-	-	-	-	-	-	-
HOLY CROSS	01/16/19		dnp	-	-	-	-	-	-	-	-	-	-	-	-	-	-	-	-	-
at Army	01/19/19		dnp	-	-	-	-	-	-	-	-	-	-	-	-	-	-	-	-	-
at Lafayette	01/23/19		dnp	-	-	-	-	-	-	-	-	-	-	-	-	-	-	-	-	-
BOSTON	01/26/19		dnp	-	-	-	-	-	-	-	-	-	-	-	-	-	-	-	-	-
BUCKNELL	01/30/19		dnp	-	-	-	-	-	-	-	-	-	-	-	-	-	-	-	-	-
at Lehigh	02/02/19		dnp	-	-	-	-	-	-	-	-	-	-	-	-	-	-	-	-	-
COLGATE	02/09/19		dnp	-	-	-	-	-	-	-	-	-	-	-	-	-	-	-	-	-
at Holy Cross	2/13/19		dnp	-	-	-	-	-	-	-	-	-	-	-	-	-	-	-	-	-
ARMY	02/16/19		dnp	-	-	-	-	-	-	-	-	-	-	-	-	-	-	-	-	-
LAFAYETTE	02/20/19	8		3-6	.500	3-5	.600	0-0	.000	0	0	0	1.0	0	0	0	0	0	9	6.0
at BOSTON	2/23/19	2		1-1	1.000	1-1	1.000	0-0	.000	0	0	0	0.7	1	0	1	0	0	3	5.0
Totals		0	17	5-14	.357	5-9	.556	0-4	.000	1	1	2	0.7	1	1	1	0	0	15	5.0


High School

Earned six varsity letters at Fayette County High School: basketball (4) and track & field (2), both under the guidance of head coach John Strickland ... as a senior in 2016-17, named Georgia Athletic Coaches Association All-State Class 5A-South, All-AJC Southside Area Honorable Mention and All-County ... served as FC's team captain during her junior and senior seasons ... helped Fayette County to the Class AAAAA Final Four in 2014-15 and Sweet 16 in 2016-17 ... competed in the high jump for FC's track & field team, finished in second place at the 2017 GHSA Class AAAAA State Championship in the event ... prepped during the 2017-18 school year at NAPS and was a member of the basketball team.

Personal

Daughter of Daryl and Markgetta ... father is a retired Lieutenant Colonel from the U.S. Army (28 years of service) ... born in California and moved to West Point, Germany and Georgia as a result of her father's involvement in the Army ... brother Christopher serves in the Army, while her sister, Brittanie is in the Air Force ... participated in JROTC at Fayette County High School

Season	gp-gs	min/avg	Total		3-Point		F-Throws		Rebounds				Scoring					
			fg-fga	pct	fg-fga	pct	ft-fa	pct	off	def	tot	avg	pts	fo	ast	to	blk	stl
2018-19	3-0	17/5.7	5-14	.357	5-9	.556	0-4	.000	1	1	2	0.7	15	0	1	1	0	0
TOTAL	3-0	17/5.7	5-14	.357	5-9	.556	0-4	.000	1	1	2	0.7	15	0	1	1	0	0



#15 - BIANCA ROACH • 2018-19 TEAM CAPTAIN

5-7 • Senior • Guard • Virginia Beach, Va. • Cape Henry Collegiate

Roach's Career Game Highs

Points: 15, Holy Cross (2/7/18)
Rebounds: 8, at Colgate (1/12/19)
Assists: 7, 2x, MR: at Monmouth (12/19/18)
Minutes: 43, at New Mexico (12/10/17)

2018-19 Season Game Highs

Points: 11, Colgate (2/9/19)
Rebounds: 8, at Colgate (1/12/19)
Assists: 7, at Monmouth (12/19/18)
Minutes: 36, 2x, MR: at Holy Cross (2/13/19)

2018-19 (Senior)

				Total		3-Pointers		Free throws		Rebounds											
Opponent	Date	gs	min	fg-fga	pct	3fg-fga	pct	ft-fa	pct	off	def	tot	avg	pf	a	t/o	blk	sti	pts	avg	
CATHOLIC	11/07/18	*	20	2-6	.333	1-4	.250	0-0	.000	2	1	3	3.0	0	2	3	1	1	5	5.0	
MARIST	11/11/18	*	24	1-7	.143	0-2	.000	0-0	.000	1	1	2	2.5	3	2	0	0	2	2	3.5	
at Norfolk State	11/18/18	*	33	4-9	.444	0-1	.000	1-4	.250	3	0	3	2.7	2	0	3	0	4	9	5.3	
PENN	11/24/18	*	26	1-4	.250	1-2	.500	2-2	1.000	0	4	4	3.0	2	2	1	1	1	5	5.3	
NCAT	11/25/18	*	28	3-8	.375	0-3	.000	0-0	.000	2	3	5	3.4	3	4	2	0	1	6	5.4	
at Rider	12/02/18	*	30	2-5	.400	1-3	.333	5-9	.556	0	2	2	3.2	3	2	3	0	3	10	6.2	
at Air Force	12/7/18	*	29	3-7	.429	0-0	.000	2-2	1.000	0	1	1	2.9	1	1	3	0	1	8	6.4	
at Colorado	12/09/18	*	28	0-3	.000	0-2	.000	5-6	.833	5	0	5	3.1	0	0	1	0	1	5	6.3	
at Monmouth	12/19/18	*	27	2-11	.182	0-4	.000	2-2	1.000	2	0	2	3.0	1	7	0	0	2	6	6.2	
SAINT JOSEPH'S	12/31/18	*	25	1-6	.167	0-1	.000	2-3	.667	0	2	2	2.9	3	2	1	0	2	4	6.0	
at Loyola	01/03/19	*	23	1-5	.200	0-2	.000	0-0	.000	0	2	2	2.8	3	1	3	0	0	2	5.6	
LEHIGH	01/06/19	*	28	2-9	.222	0-1	.000	1-1	1.000	1	1	2	2.8	0	3	0	0	4	5	5.6	
AMERICAN	01/09/19	*	36	3-8	.375	1-4	.250	1-2	.500	0	2	2	2.7	1	3	4	0	5	8	5.8	
at Colgate	01/12/19	*	35	2-8	.250	0-0	.000	5-7	.714	3	5	8	3.1	1	3	3	1	4	9	6.0	
HOLY CROSS	01/16/19	*	32	2-9	.222	0-3	.000	4-4	1.000	2	2	4	3.1	4	2	1	0	0	8	6.1	
at Army	01/19/19	*	35	3-7	.429	1-3	.333	3-3	1.000	0	4	4	3.2	4	2	3	0	2	10	6.4	
at Lafayette	01/23/19	*	27	1-5	.200	0-1	.000	0-0	.000	3	1	4	3.2	3	3	2	0	2	2	6.1	
BOSTON	01/26/19	*	11	0-3	.000	0-0	.000	0-0	.000	2	0	2	3.2	0	0	1	0	0	0	5.8	
BUCKNELL	01/30/19	*	35	1-12	.083	0-4	.000	5-6	.833	0	6	6	3.3	4	3	2	0	3	7	5.8	
at Lehigh	02/02/19	*	26	3-6	.500	1-3	.333	1-2	.500	2	4	6	3.5	1	2	1	0	2	8	6.0	
COLGATE	02/09/19	*	34	4-13	.308	0-4	.000	3-4	.750	1	4	5	3.5	1	1	2	0	1	11	6.2	
at Holy Cross	2/13/19	*	36	2-9	.222	0-3	.000	0-2	.000	1	3	4	3.5	1	1	1	0	2	4	6.1	
ARMY	02/16/19	*	26	4-11	.364	2-5	.400	0-0	.000	2	2	4	3.6	2	1	2	0	3	10	6.3	
LAFAYETTE	02/20/19	*	34	2-7	.286	0-3	.000	0-1	.000	1	1	2	3.5	1	0	2	0	2	4	6.2	
at BOSTON	2/23/19	*	33	3-5	.600	0-2	.000	0-0	.000	0	0	0	3.4	1	2	1	0	4	6	6.2	
Totals			25	721	52-183	.284	8-60	.133	42-60	.700	33	51	84	3.4	45	49	45	3	52	154	6.2

2017-18 (Junior)

Played in and started all 33 games for Navy as a junior ... averaged 27.3 minutes, 6.3 points and 2.7 rebounds per game ... third on the team with 62 total assists ... shot 74.6 (47-63) percent from the foul line ... reached double-figures in scoring in six games with a season-high of 15 coming against Holy Cross (Feb. 7) ... a staunch defender, she had at least one steal in 30 of 33 games, including multiple thefts in 15 contests ... had three or more assists 13 times with a season-high six coming in games versus Emory & Henry (Dec. 3) and Army (Jan. 14) ... played a career-high 43 minutes at New Mexico (Dec. 10).

2016-17 (Sophomore)

Posted a season-best nine points in the Patriot League Tournament championship game at Bucknell ... was 3-5 from the floor in that game and added four rebounds and two steals ... opened the season by scoring seven points in games at Wake Forest and Tennessee ... was a combined 6-12 from the field during those games ... later scored seven points against Arkansas ... reached seven points in Navy's Star Game win over Army and seven more in the team's Patriot League Tournament semifinal round victory over Lafayette ... dished out four assists in Navy's home opener against Hofstra ... handed out three assists against Cleveland State ... recorded three steals in four games: at Tennessee, Hofstra, at Army, at George Washington (first round of the WNIT) ... grabbed at least three rebounds in six games.

2015-16 (Freshman)

Made the first start of her career a memorable one ... scored 12 points in Navy's double overtime win over Elon ... accounted for eight of those points in the second overtime period, including a layup and foul shot to give the Mids a 68-66 lead with 34.1 seconds left ... produced eight points, seven assists, five rebounds and three steals in overtime loss to LIU Brooklyn ... tallied eight points in overtime loss at Kansas ... scored 10 points against Air Force ... was selected as the Patriot League Rookie (freshman) of the week after the game against the Falcons ... earlier in the season scored seven points at Saint Peter's and six against Siena.

High School

Graduated from Cape Henry Collegiate School ... earned four letters in basketball and one in track at the school ... was part of basketball teams that won state (Va.) titles in 2011 and '12 and league crowns in 2011 and '13 ... served as the captain of the team during her junior and senior seasons ... was tabbed as the league player of the year as a senior after having previously earned first-team all-league accolades as a junior ... her high school basketball coach was Nicole Jackson ... was a member of the National Honor Society ... attended the Naval Academy Prep School during the 2014-15 school year.

Personal

Daughter of Phillip and Veronica ... father is retired U.S. Navy and left the service at the rank of Senior Chief... born in Pensacola and grew up in Virginia Beach ... played high school basketball with Navy teammate Ashanti Kennedy (USNA Class of '17)

			Total		3-Point		F-Throws		Rebounds											Scoring	
Season	gp-gs	min/avg	fg-fga	pct	fg-fga	pct	ft-fa	pct	off	def	tot	avg	pf	fo	ast	to	blk	stl	pts	avg	
2015-16	27-2	458/17.0	30-101	.297	6-26	.231	27-38	.711	18	21	39	1.4	34	0	26	32	2	23	93	3.4	
2016-17	34-0	584/17.2	33-118	.280	4-25	.160	29-42	.690	21	25	46	1.4	52	1	25	39	11	35	99	2.9	
2017-18	33-33	901/27.3	76-211	.360	8-38	.211	47-63	.746	37	52	89	2.7	59	0	62	60	9	46	207	6.3	
2018-19	25-25	721/28.8	52-183	.284	8-60	.133	42-60	.700	33	51	84	3.4	45	0	49	45	3	52	154	6.2	
TOTAL	119-60	2664/22.4	191-613	.312	26-149	.174	145-203	.714	109	149	258	2.2	190	1	162	176	25	156	553	4.6	



#21 - JASMINE BISHOP

5-9 • Sophomore • Forward • Twinsburg, Ohio • Twinsburg HS

Bishop's Career Game Highs

Points: 12, Catholic (11/7/18)
Rebounds: 6, Lafayette (2/20/19)
Assists: 5, at Army (1/19/19)
Minutes: 30, at Lafayette (1/23/19)

2018-19 Season Game Highs

Points: 12, Catholic (11/7/18)
Rebounds: 6, Lafayette (2/20/19)
Assists: 5, at Army (1/19/19)
Minutes: 30, at Lafayette (1/23/19)

2018-19 (Sophomore)

Opponent	Date	gs	min	Total		3-Pointers		Free throws		Rebounds				pf	a	t/o	blk	stl	pts	avg
				fg-fga	pct	3fg-fga	pct	ft-fa	pct	off	def	tot	avg							
CATHOLIC	11/07/18		19	4-6	.667	2-3	.667	2-2	1.000	2	3	5	5.0	2	2	1	0	5	12	12.0
MARIST	11/11/18		19	1-6	.167	0-0	.000	0-0	.000	0	4	4	4.5	2	0	3	0	1	2	7.0
at Norfolk State	11/18/18		21	1-3	.333	0-0	.000	2-2	1.000	2	3	5	4.7	2	0	1	0	0	4	6.0
PENN	11/24/18		12	2-5	.400	0-0	.000	0-0	.000	0	1	1	3.8	4	0	1	0	0	4	5.5
NCAT	11/25/18		20	2-8	.250	1-2	.500	0-0	.000	0	2	2	3.4	2	0	2	1	1	5	5.4
at Rider	12/02/18		8	0-1	.000	0-0	.000	0-0	.000	0	0	0	2.8	1	0	1	0	0	0	4.5
at Air Force	12/7/18		19	1-4	.250	0-0	.000	0-2	.000	3	2	5	3.1	1	0	0	0	0	2	4.1
at Colorado	12/09/18		20	1-5	.200	0-0	.000	0-0	.000	2	3	5	3.4	4	0	2	0	1	2	3.9
at Monmouth	12/19/18		12	0-2	.000	0-0	.000	0-0	.000	0	0	0	3.0	1	0	2	0	2	0	3.4
SAINT JOSEPH'S	12/31/18		dnp	-	-	-	-	-	-	-	-	-	-	-	-	-	-	-	-	-
at Loyola	01/03/19		dnp	-	-	-	-	-	-	-	-	-	-	-	-	-	-	-	-	-
LEHIGH	01/06/19		dnp	-	-	-	-	-	-	-	-	-	-	-	-	-	-	-	-	-
AMERICAN	01/09/19		dnp	-	-	-	-	-	-	-	-	-	-	-	-	-	-	-	-	-
at Colgate	01/12/19		12	1-3	.333	0-1	.000	0-0	.000	1	1	2	2.9	1	1	0	0	1	2	3.3
HOLY CROSS	01/16/19	*	14	0-6	.000	0-2	.000	0-0	.000	2	1	3	2.9	2	0	1	0	0	0	3.0
at Army	01/19/19		24	5-8	.625	0-1	.000	0-0	.000	0	2	2	2.8	2	5	2	0	0	10	3.6
at Lafayette	01/23/19		30	1-8	.125	0-1	.000	1-2	.500	1	3	4	2.9	3	0	2	0	1	3	3.5
BOSTON	01/26/19		21	2-6	.333	0-0	.000	0-0	.000	1	1	2	2.9	1	0	3	0	0	4	3.6
BUCKNELL	01/30/19	*	25	1-6	.167	0-0	.000	1-2	.500	1	2	3	2.9	2	0	3	1	1	3	3.5
at Lehigh	02/02/19	*	22	3-5	.600	0-0	.000	0-1	.000	1	2	3	2.9	0	1	0	0	0	6	3.7
COLGATE	02/09/19		16	0-0	.000	0-0	.000	0-0	.000	1	2	3	2.9	2	3	2	0	0	0	3.5
at Holy Cross	2/13/19		8	1-2	.500	0-0	.000	0-0	.000	1	1	2	2.8	0	0	1	0	0	2	3.4
ARMY	02/16/19		14	0-0	.000	0-0	.000	0-0	.000	0	1	1	2.7	0	0	1	1	0	0	3.2
LAFAYETTE	02/20/19	*	28	1-5	.200	0-1	.000	0-0	.000	2	4	6	2.9	4	2	1	0	1	2	3.2
at BOSTON	2/23/19	*	27	3-9	.333	0-0	.000	0-0	.000	0	5	5	3.0	3	1	1	0	1	6	3.3
Totals		5	391	30-98	.306	3-11	.273	6-11	.545	20	43	63	3.0	39	15	30	3	15	69	3.3

2017-18 (Freshman)

Played in 32 of Navy's 33 games during the 2017-18 season, all off the bench in reserve action ... averaged 10.7 minutes and 2.0 points per game ... had a season-best game versus Emory & Henry (Dec. 3) with 11 points (4-10 FG, 2-3 3PT) and five steals over 20 minutes of action ... recorded four or more points in seven games ... saw 341 minutes of action with a season-high of 21 at Bucknell (Jan. 24) and 20 versus St. Bonaventure (Nov. 26), Emory & Henry (Dec. 3) and Virginia Tech (March 16).


High School

Graduated from Twinsburg High School ... earned four letters in basketball at the school ... the team won its conference title during her senior year after winning district crowns the previous two seasons ... earned all-city and all-county (first team) accolades as a junior and senior ... garnered honorable mention all-state (Ohio) laurels in each of her last two seasons ... served as the captain of the team ... her high school coach was Julie Solis ... was a National Honor Society nominee.

Personal

Daughter of Marvin and Angelique ... father player basketball at Point Park University ... brother Jalil ran track at Dartmouth for four years (2010/11-2013/14) ... participated in Twinsburg's American Sign Language Club

			Total		3-Point		F-Throws		Rebounds											Scoring	
Season	gp-gs	min/avg	fg-fga	pct	fg-fga	pct	ft-fa	pct	off	def	tot	avg	pf	fo	ast	to	blk	stl	pts	avg	
2017-18	32-0	341/10.7	28-91	.308	4-20	.200	5-12	.417	25	27	52	1.6	32	0	12	28	7	18	65	2.0	
2018-19	21-5	391/18.6	30-98	.306	3-11	.273	6-11	.545	20	43	63	3.0	39	0	15	30	3	15	69	3.3	
TOTAL	53-5	732/13.8	58-189	.307	7-31	.226	11-23	.478	45	70	115	2.2	71	0	27	58	10	33	134	2.5	



#22 - CAILIN DUFFY

5-10 • Freshman • Guard • Westerville, Ohio • Westerville South

Duffy's Career Game Highs

Points: 7, Boston University (1/26/19)

Rebounds: 4, at Lehigh (2/2/19)

Assists: 1, American (1/9/19)

Minutes: 20, at Lafayette (1/23/19)

2018-19 Season Game Highs

Points: 7, Boston University (1/26/19)

Rebounds: 4, at Lehigh (2/2/19)

Assists: 1, American (1/9/19)

Minutes: 20, at Lafayette (1/23/19)

2018-19 (Freshman)

Opponent	Date	gs	min	Total		3-Pointers		Free throws		Rebounds				pf	a	t/o	blk	stl	pts	avg
				fg-fga	pct	3fg-fga	pct	ft-fga	pct	off	def	tot	avg							
CATHOLIC	11/07/18		10	0-4	.000	0-3	.000	0-0	.000	1	0	1	1.0	0	0	2	0	1	0	0.0
MARIST	11/11/18		3	0-2	.000	0-1	.000	0-0	.000	0	0	0	0.5	0	0	0	0	0	0	0.0
at Norfolk State	11/18/18	dnp		-	-	-	-	-	-	-	-	-	-	-	-	-	-	-	-	-
PENN	11/24/18	dnp		-	-	-	-	-	-	-	-	-	-	-	-	-	-	-	-	-
NCAT	11/25/18	dnp		-	-	-	-	-	-	-	-	-	-	-	-	-	-	-	-	-
at Rider	12/02/18	dnp		-	-	-	-	-	-	-	-	-	-	-	-	-	-	-	-	-
at Air Force	12/7/18	dnp		-	-	-	-	-	-	-	-	-	-	-	-	-	-	-	-	-
at Colorado	12/09/18	dnp		-	-	-	-	-	-	-	-	-	-	-	-	-	-	-	-	-
at Monmouth	12/19/18	dnp		-	-	-	-	-	-	-	-	-	-	-	-	-	-	-	-	-
SAINT JOSEPH'S	12/31/18		8	1-2	.500	1-2	.500	0-0	.000	0	0	0	0.3	0	0	0	0	0	3	1.0
at Loyola	01/03/19		5	0-1	.000	0-1	.000	0-0	.000	0	0	0	0.3	0	0	0	1	0	0	0.8
LEHIGH	01/06/19		18	2-6	.333	2-5	.400	0-0	.000	0	1	1	0.4	1	0	1	0	0	6	1.8
AMERICAN	01/09/19		2	0-1	.000	0-1	.000	0-0	.000	0	1	1	0.5	0	1	0	0	0	0	1.5
at Colgate	01/12/19		12	2-4	.500	1-3	.333	0-0	.000	0	1	1	0.6	0	0	0	0	0	5	2.0
HOLY CROSS	01/16/19		2	0-0	.000	0-0	.000	0-0	.000	0	0	0	0.5	0	0	0	1	0	0	1.8
at Army	01/19/19		2	0-0	.000	0-0	.000	0-0	.000	0	1	1	0.6	1	0	0	0	0	0	1.6
at Lafayette	01/23/19		20	2-6	.333	1-4	.250	1-2	.500	0	2	2	0.7	0	0	0	0	0	6	2.0
BOSTON	01/26/19		10	3-5	.600	1-2	.500	0-0	.000	0	0	0	0.6	0	0	0	0	0	7	2.5
BUCKNELL	01/30/19		6	0-0	.000	0-0	.000	0-0	.000	0	0	0	0.6	1	0	1	0	0	0	2.3
at Lehigh	02/02/19		11	0-3	.000	0-0	.000	0-0	.000	2	2	4	0.8	4	0	0	0	0	0	2.1
COLGATE	02/09/19	dnp		-	-	-	-	-	-	-	-	-	-	-	-	-	-	-	-	-
at Holy Cross	2/13/19	dnp		-	-	-	-	-	-	-	-	-	-	-	-	-	-	-	-	-
ARMY	02/16/19	dnp		-	-	-	-	-	-	-	-	-	-	-	-	-	-	-	-	-
LAFAYETTE	02/20/19		5	0-1	.000	0-1	.000	0-0	.000	0	1	1	0.9	0	0	2	0	1	0	1.9
at BOSTON	2/23/19	dnp		-	-	-	-	-	-	-	-	-	-	-	-	-	-	-	-	-
Totals		0	114	10-35	.286	6-23	.261	1-2	.500	3	9	12	0.9	7	1	6	2	2	27	1.9


High School

A four-year varsity letterwinner as a guard on Westerville South's basketball team under the direction of head coach Silas Williams ... also rowed with Westerville South's club crew program ... named All-OCC-Buckeye All-League as a junior (2016-17) and senior (2017-18), as well as Honorable Mention All-District I as a junior and First Team All-District I as a senior ... aided Westerville South's District I Championship run in 2017-18; the first district title in program history ... served as team captain for her final two seasons.

Personal

Daughter of Sean and Marcie ... mother was a two-sport athlete at Ohio Wesleyan University (track & field and volleyball) ... teammates at Westerville South with future DI women's basketball players Peyton Guice (Ohio University '23) and Sommer Pitzer (Indiana State '23) ... participated in National Honor Society.

Season	gp-gs	min/avg	Total		3-Point		F-Throws		Rebounds				pf	fo	ast	to	blk	stl	Scoring	
			fg-fga	pct	fg-fga	pct	ft-fga	pct	off	def	tot	avg							pts	avg
2018-19	14-0	114/8.1	10-35	.286	6-23	.261	1-2	.500	3	9	12	0.9	7	0	1	6	2	2	27	1.9
TOTAL	14-0	114/8.1	10-35	.286	6-23	.261	1-2	.500	3	9	12	0.9	7	0	1	6	2	2	27	1.9



#30 - MONTANA BRAXTON

5-10 • Junior • Forward • Cape Elizabeth, Maine • Cape Elizabeth

Braxton's Career Game Highs

Points: 4, 2x, MR: American (1/9/19)

Rebounds: 5, Catholic (11/7/18)

Assists: 1, Catholic (11/7/18)

Minutes: 15, Catholic (11/17/18)

2018-19 Season Game Highs

Points: 4, 2x, MR: American (1/9/19)

Rebounds: 5, Catholic (11/7/18)

Assists: 1, Catholic (11/7/18)

Minutes: 15, Catholic (11/17/18)

Academic Honors: 2018 Patriot League Academic Honor Roll

2018-19 (Junior)

Opponent	Date	gs	min	Total		3-Pointers		Free throws		Rebounds				pf	a	t/o	blk	stl	pts	avg
				fg-fga	pct	3fg-fga	pct	ft-fa	pct	off	def	tot	avg							
CATHOLIC	11/07/18		15	1-2	.500	0-0	.000	2-6	.333	3	2	5	5.0	2	1	2	0	1	4	4.0
MARIST	11/11/18		dnp	-	-	-	-	-	-	-	-	-	-	-	-	-	-	-	-	-
at Norfolk State	11/18/18		dnp	-	-	-	-	-	-	-	-	-	-	-	-	-	-	-	-	-
PENN	11/24/18		dnp	-	-	-	-	-	-	-	-	-	-	-	-	-	-	-	-	-
NCAT	11/25/18		dnp	-	-	-	-	-	-	-	-	-	-	-	-	-	-	-	-	-
at Rider	12/02/18		dnp	-	-	-	-	-	-	-	-	-	-	-	-	-	-	-	-	-
at Air Force	12/7/18		dnp	-	-	-	-	-	-	-	-	-	-	-	-	-	-	-	-	-
at Colorado	12/09/18		dnp	-	-	-	-	-	-	-	-	-	-	-	-	-	-	-	-	-
at Monmouth	12/19/18		dnp	-	-	-	-	-	-	-	-	-	-	-	-	-	-	-	-	-
SAINT JOSEPH'S	12/31/18	4		0-0	.000	0-0	.000	0-0	.000	0	0	0	2.5	0	0	1	0	0	0	2.0
at Loyola	01/03/19	7		0-0	.000	0-0	.000	0-0	.000	0	1	1	2.0	0	0	1	0	0	0	1.3
LEHIGH	01/06/19	14		1-4	.250	0-0	.000	0-0	.000	0	4	4	2.5	1	0	0	0	1	2	1.5
AMERICAN	01/09/19	13		2-4	.500	0-0	.000	0-0	.000	0	0	0	2.0	0	0	1	0	0	4	2.0
at Colgate	01/12/19		dnp	-	-	-	-	-	-	-	-	-	-	-	-	-	-	-	-	-
HOLY CROSS	01/16/19		dnp	-	-	-	-	-	-	-	-	-	-	-	-	-	-	-	-	-
at Army	01/19/19		dnp	-	-	-	-	-	-	-	-	-	-	-	-	-	-	-	-	-
at Lafayette	01/23/19		dnp	-	-	-	-	-	-	-	-	-	-	-	-	-	-	-	-	-
BOSTON	01/26/19		dnp	-	-	-	-	-	-	-	-	-	-	-	-	-	-	-	-	-
BUCKNELL	01/30/19		dnp	-	-	-	-	-	-	-	-	-	-	-	-	-	-	-	-	-
at Lehigh	02/02/19		dnp	-	-	-	-	-	-	-	-	-	-	-	-	-	-	-	-	-
COLGATE	02/09/19		dnp	-	-	-	-	-	-	-	-	-	-	-	-	-	-	-	-	-
at Holy Cross	2/13/19		dnp	-	-	-	-	-	-	-	-	-	-	-	-	-	-	-	-	-
ARMY	02/16/19		dnp	-	-	-	-	-	-	-	-	-	-	-	-	-	-	-	-	-
LAFAYETTE	02/20/19		dnp	-	-	-	-	-	-	-	-	-	-	-	-	-	-	-	-	-
at BOSTON	2/23/19		dnp	-	-	-	-	-	-	-	-	-	-	-	-	-	-	-	-	-
Totals		0	53	4-10	.400	0-0	.000	2-6	.333	3	7	10	2.0	3	1	5	0	2	10	2.0

2017-18 (Sophomore)

Appeared in three games in reserve action for Navy in 2017-18 in her first season with the basketball team ... scored two points, a field goal versus North Dakota State (Nov. 25) ... saw 13 minutes of time on the court with five-minute appearances against St. Bonaventure (Nov. 26) and Monmouth (Nov. 30).

2016-17 (Freshman)

Did not compete in a varsity sport at USNA.

High School

Graduated from Cape Elizabeth High School ... lettered in basketball in each of her four years ... the team was the conference runner-up in 2015 ... earned first-team all-conference honors in 2015 and garnering third-team accolades in 2014 ... was tabbed as the MVP of her team in 2015 ... missed her senior season with an injury ... earned academic all-conference honors in 2016 ... her high school coach was Chris Casterella ... also played AAU basketball for the Maine Maniacs ... was a four-year letterwinner on soccer and a two-time letterwinner in track ... earned all-conference honors in soccer in each of her four years ... was part of the school's soccer team that won the state (Maine) title in 2013 ... garnered all-state laurels in 2014 ... twice served as the team captain and received a trio of academic all-conference honors.

Personal

Daughter of John and Deborah ...participated in National Honor Society and served as the school's student body representative to the School Board.

Season	gp-gs	min/avg	Total		3-Point		F-Throws		Rebounds				Scoring					
			fg-fga	pct	fg-fga	pct	ft-fa	pct	off	def	tot	avg	pf	fo	ast	to	blk	stl
2017-18	3-0	13/4.3	1-2	.500	0-0	.000	0-0	.000	0	1	1	0.3	3	0	0	1	0	1
2018-19	5-0	53/10.6	4-10	.400	0-0	.000	2-6	.333	3	7	10	2.0	3	0	1	5	0	2
TOTAL	8-0	66/8.3	5-12	.417	0-0	.000	2-6	.333	3	8	11	1.4	6	0	1	6	0	3



#33 - GRACE SHEEHAN

6-2 • Sophomore • Center • Fairfield, N.J. • Mount St. Dominic Academy

Sheehan's Career Game Highs

Points: N/A

Rebounds: N/A

Assists: N/A

Minutes: 5, Catholic (11/7/18)

2018-19 Season Game Highs

Points: N/A

Rebounds: N/A

Assists: N/A

Minutes: 5, Catholic (11/7/18)

2018-19 (Sophomore)

Opponent	Date	gs	min	Total		3-Pointers		Free throws		Rebounds				pf	a	t/o	blk	stl	pts	avg
				fg-fga	pct	3fg-fga	pct	ft-fa	pct	off	def	tot	avg							
CATHOLIC	11/07/18	5		0-0	.000	0-0	.000	0-0	.000	0	0	0	0.0	3	0	0	0	0	0	0.0
MARIST	11/11/18	dnp		-	-	-	-	-	-	-	-	-	-	-	-	-	-	-	-	-
at Norfolk State	11/18/18	dnp		-	-	-	-	-	-	-	-	-	-	-	-	-	-	-	-	-
PENN	11/24/18	dnp		-	-	-	-	-	-	-	-	-	-	-	-	-	-	-	-	-
NCAT	11/25/18	dnp		-	-	-	-	-	-	-	-	-	-	-	-	-	-	-	-	-
at Rider	12/02/18	dnp		-	-	-	-	-	-	-	-	-	-	-	-	-	-	-	-	-
at Air Force	12/7/18	dnp		-	-	-	-	-	-	-	-	-	-	-	-	-	-	-	-	-
at Colorado	12/09/18	dnp		-	-	-	-	-	-	-	-	-	-	-	-	-	-	-	-	-
at Monmouth	12/19/18	dnp		-	-	-	-	-	-	-	-	-	-	-	-	-	-	-	-	-
SAINT JOSEPH'S	12/31/18	dnp		-	-	-	-	-	-	-	-	-	-	-	-	-	-	-	-	-
at Loyola	01/03/19	dnp		-	-	-	-	-	-	-	-	-	-	-	-	-	-	-	-	-
LEHIGH	01/06/19	dnp		-	-	-	-	-	-	-	-	-	-	-	-	-	-	-	-	-
AMERICAN	01/09/19	dnp		-	-	-	-	-	-	-	-	-	-	-	-	-	-	-	-	-
at Colgate	01/12/19	dnp		-	-	-	-	-	-	-	-	-	-	-	-	-	-	-	-	-
HOLY CROSS	01/16/19	dnp		-	-	-	-	-	-	-	-	-	-	-	-	-	-	-	-	-
at Army	01/19/19	dnp		-	-	-	-	-	-	-	-	-	-	-	-	-	-	-	-	-
at Lafayette	01/23/19	dnp		-	-	-	-	-	-	-	-	-	-	-	-	-	-	-	-	-
BOSTON	01/26/19	dnp		-	-	-	-	-	-	-	-	-	-	-	-	-	-	-	-	-
BUCKNELL	01/30/19	dnp		-	-	-	-	-	-	-	-	-	-	-	-	-	-	-	-	-
at Lehigh	02/02/19	dnp		-	-	-	-	-	-	-	-	-	-	-	-	-	-	-	-	-
COLGATE	02/09/19	dnp		-	-	-	-	-	-	-	-	-	-	-	-	-	-	-	-	-
at Holy Cross	2/13/19	dnp		-	-	-	-	-	-	-	-	-	-	-	-	-	-	-	-	-
ARMY	02/16/19	dnp		-	-	-	-	-	-	-	-	-	-	-	-	-	-	-	-	-
LAFAYETTE	02/20/19	dnp		-	-	-	-	-	-	-	-	-	-	-	-	-	-	-	-	-
at BOSTON	2/23/19	dnp		-	-	-	-	-	-	-	-	-	-	-	-	-	-	-	-	-
Totals		0	5	0-0	.000	0-0	.000	0-0	.000	0	0	0	0.0	3	0	0	0	0	0	0.0

2017-18 (Freshman)

Member of the team, but did not see game action

High School

Graduated from Mount Saint Dominic Academy ... earned four letters in basketball and three in golf at the school ... in basketball, served as the captain of the team as a senior and was a three-time recipient of Super Essex Conference Honorable Mention accolades ... her HS basketball coach was David Mead ... the school's golf team won a pair of conference titles.

Personal

Daughter of John and Linda ... extracurriculars included National Honor Society, Forensics Team and Art Club ... served as a volunteer basketball coach for children ... four teammates with the iExcel AAU program are playing DI basketball

Season	gp-gs	min/avg	Total		3-Point		F-Throws		Rebounds				Scoring					
			fg-fga	pct	fg-fga	pct	ft-fa	pct	off	def	tot	avg	pf	fo	ast	to	blk	stl
2018-19	1-0	5/5.0	0-0	.000	0-0	.000	0-0	.000	0	0	0	0.0	3	0	0	0	0	0
TOTAL	1-0	5/5.0	0-0	.000	0-0	.000	0-0	.000	0	0	0	0.0	3	0	0	0	0	0



#42 - CIERA HERTELENDY

6-0 • Freshman • Forward • Inwood, W. Va. • Martinsburg

Hertelendy's Career Game Highs

Points: 5, 2x, MR: Marist (11/11/18)

Rebounds: 5, Marist (11/11/18)

Assists: N/A

Minutes: 12, Catholic (11/7/18)

2018-19 Season Game Highs

Points: 5, 2x, MR: Marist (11/11/18)

Rebounds: 5, Marist (11/11/18)

Assists: N/A

Minutes: 12, Catholic (11/7/18)

2018-19 (Freshman)

Opponent	Date	gs	min	Total		3-Pointers		Free throws		Rebounds				pf	a	t/o	blk	stl	pts	avg
				fg-fga	pct	3fg-fga	pct	ft-fa	pct	off	def	tot	avg							
CATHOLIC	11/07/18		12	2-2	1.000	0-0	.000	1-2	.500	2	2	4	4.0	4	0	1	0	0	5	5.0
MARIST	11/11/18		10	1-4	.250	0-0	.000	3-4	.750	4	1	5	4.5	1	0	0	0	0	5	5.0
at Norfolk State	11/18/18		dnp	-	-	-	-	-	-	-	-	-	-	-	-	-	-	-	-	-
PENN	11/24/18		dnp	-	-	-	-	-	-	-	-	-	-	-	-	-	-	-	-	-
NCAT	11/25/18		5	0-0	.000	0-0	.000	0-0	.000	0	1	1	3.3	2	0	2	0	0	0	3.3
at Rider	12/02/18		dnp	-	-	-	-	-	-	-	-	-	-	-	-	-	-	-	-	-
at Air Force	12/7/18		dnp	-	-	-	-	-	-	-	-	-	-	-	-	-	-	-	-	-
at Colorado	12/09/18		dnp	-	-	-	-	-	-	-	-	-	-	-	-	-	-	-	-	-
at Monmouth	12/19/18		dnp	-	-	-	-	-	-	-	-	-	-	-	-	-	-	-	-	-
SAINT JOSEPH'S	12/31/18		dnp	-	-	-	-	-	-	-	-	-	-	-	-	-	-	-	-	-
at Loyola	01/03/19		dnp	-	-	-	-	-	-	-	-	-	-	-	-	-	-	-	-	-
LEHIGH	01/06/19		dnp	-	-	-	-	-	-	-	-	-	-	-	-	-	-	-	-	-
AMERICAN	01/09/19		dnp	-	-	-	-	-	-	-	-	-	-	-	-	-	-	-	-	-
at Colgate	01/12/19		dnp	-	-	-	-	-	-	-	-	-	-	-	-	-	-	-	-	-
HOLY CROSS	01/16/19		dnp	-	-	-	-	-	-	-	-	-	-	-	-	-	-	-	-	-
at Army	01/19/19		dnp	-	-	-	-	-	-	-	-	-	-	-	-	-	-	-	-	-
at Lafayette	01/23/19		dnp	-	-	-	-	-	-	-	-	-	-	-	-	-	-	-	-	-
BOSTON	01/26/19		dnp	-	-	-	-	-	-	-	-	-	-	-	-	-	-	-	-	-
BUCKNELL	01/30/19		dnp	-	-	-	-	-	-	-	-	-	-	-	-	-	-	-	-	-
at Lehigh	02/02/19		dnp	-	-	-	-	-	-	-	-	-	-	-	-	-	-	-	-	-
COLGATE	02/09/19		dnp	-	-	-	-	-	-	-	-	-	-	-	-	-	-	-	-	-
at Holy Cross	2/13/19		dnp	-	-	-	-	-	-	-	-	-	-	-	-	-	-	-	-	-
ARMY	02/16/19		dnp	-	-	-	-	-	-	-	-	-	-	-	-	-	-	-	-	-
LAFAYETTE	02/20/19		dnp	-	-	-	-	-	-	-	-	-	-	-	-	-	-	-	-	-
at BOSTON	2/23/19		dnp	-	-	-	-	-	-	-	-	-	-	-	-	-	-	-	-	-
Totals		0	27	3-6	.500	0-0	.000	4-6	.667	6	4	10	3.3	7	0	3	0	0	10	3.3


High School

A two-sport athlete at Martinsburg High School as she lettered in basketball and track & field (discus) ... played for head coach Kyle Triggs ... earned West Virginia Class AAA All-State honorable mention accolades following her junior ('15-16) and senior ('16-17) seasons ... named All-Eastern Panhandle Athletic Conference (EPAC) in 2015-16 and 2016-17; honored as All-EPAC Player of the Year as a senior ... helped Martinsburg to regional championships in 2015-16 and 2016-17 ... prepped during the 2017-18 school year at NAPS.

Personal

Daughter of John and Kathy ... participated in FCA and Interact Club at Martinsburg.

			Total		3-Point		F-Throws		Rebounds											Scoring	
Season	gp-gs	min/avg	fg-fga	pct	fg-fga	pct	ft-fa	pct	off	def	tot	avg	pf	fo	ast	to	blk	stl	pts	avg	
2018-19	3-0	27/9.0	3-6	.500	0-0	.000	4-6	.667	6	4	10	3.3	7	0	0	3	0	0	10	3.3	
TOTAL	3-0	27/9.0	3-6	.500	0-0	.000	4-6	.667	6	4	10	3.3	7	0	0	3	0	0	10	3.3	



#55 - MARY KATE ULASEWICZ

5-5 • Junior • Guard • Doylestown, Pa. • Mount St. Joseph

Ulasewicz's Career Game Highs

Points: 12, Lafayette (2/20/19)
Rebounds: 5, Penn (11/24/18)
Assists: 6, Goucher (12/7/16)
Minutes: 25, Lafayette (2/20/19)

2018-19 Season Game Highs

Points: 12, Lafayette (2/20/19)
Rebounds: 5, Penn (11/24/18)
Assists: 3, 2x, MR: at Colgate (1/12/19)
Minutes: 25, Lafayette (2/20/19)

2018-19 (Junior)

Opponent	Date	gs	min	Total		3-Pointers		Free throws		Rebounds				pf	a	t/o	blk	stl	pts	avg
				fg-fga	pct	3fg-fga	pct	ft-fta	pct	off	def	tot	avg							
CATHOLIC	11/07/18	18		2-2	1.000	2-2	1.000	0-0	.000	0	4	4	4.0	2	3	3	0	2	6	6.0
MARIST	11/11/18	12		0-1	.000	0-1	.000	0-0	.000	0	1	1	2.5	1	1	0	0	2	0	3.0
at Norfolk State	11/18/18	9		0-0	.000	0-0	.000	0-0	.000	0	1	1	2.0	3	1	2	0	2	0	2.0
PENN	11/24/18	15		1-3	.333	0-0	.000	2-2	1.000	2	3	5	2.8	0	0	1	0	1	4	2.5
NCAT	11/25/18	12		2-3	.667	0-1	.000	0-0	.000	0	2	2	2.6	2	1	3	0	1	4	2.8
at Rider	12/02/18	14		2-5	.400	0-0	.000	0-0	.000	0	2	2	2.5	0	0	2	0	0	4	3.0
at Air Force	12/7/18	22		1-5	.200	0-1	.000	4-6	.667	0	3	3	2.6	1	0	0	0	2	6	3.4
at Colorado	12/09/18	10		1-3	.333	0-1	.000	0-0	.000	1	0	1	2.4	1	0	0	0	1	2	3.3
at Monmouth	12/19/18	5		0-0	.000	0-0	.000	0-0	.000	0	0	0	2.1	1	0	2	0	0	0	2.9
SAINT JOSEPH'S	12/31/18	18		1-3	.333	0-1	.000	2-2	1.000	0	3	3	2.2	1	1	0	0	0	4	3.0
at Loyola	01/03/19	14		0-2	.000	0-1	.000	0-0	.000	0	1	1	2.1	0	0	4	0	0	0	2.7
LEHIGH	01/06/19	10		0-3	.000	0-2	.000	0-0	.000	1	2	3	2.2	0	1	0	1	1	0	2.5
AMERICAN	01/09/19	6		2-3	.667	0-1	.000	0-0	.000	0	2	2	2.2	1	0	0	1	0	4	2.6
at Colgate	01/12/19	17		1-6	.167	0-1	.000	4-4	1.000	1	2	3	2.2	0	3	1	0	2	6	2.9
HOLY CROSS	01/16/19	3		0-1	.000	0-1	.000	0-0	.000	0	0	0	2.1	1	0	3	0	0	0	2.7
at Army	01/19/19	3		0-1	.000	0-1	.000	0-0	.000	0	0	0	1.9	0	0	1	0	0	0	2.5
at Lafayette	01/23/19	dnp		-	-	-	-	-	-	-	-	-	-	-	-	-	-	-	-	-
BOSTON	01/26/19	15		0-1	.000	0-0	.000	0-0	.000	1	0	1	1.9	1	1	1	0	0	0	2.4
BUCKNELL	01/30/19	3		0-0	.000	0-0	.000	0-0	.000	1	0	1	1.8	0	0	1	0	0	0	2.2
at Lehigh	02/02/19	dnp		-	-	-	-	-	-	-	-	-	-	-	-	-	-	-	-	-
COLGATE	02/09/19	dnp		-	-	-	-	-	-	-	-	-	-	-	-	-	-	-	-	-
at Holy Cross	2/13/19	dnp		-	-	-	-	-	-	-	-	-	-	-	-	-	-	-	-	-
ARMY	02/16/19	dnp		-	-	-	-	-	-	-	-	-	-	-	-	-	-	-	-	-
LAFAYETTE	02/20/19	25		3-4	.750	3-3	1.000	3-4	.750	3	1	4	1.9	1	1	0	0	0	12	2.7
at BOSTON	2/23/19	9		0-0	.000	0-0	.000	0-0	.000	0	1	1	1.9	0	1	1	0	0	0	2.6
Totals		0	240	16-46	.348	5-17	.294	15-18	.833	10	28	38	1.9	16	14	25	2	14	52	2.6

2017-18 (Sophomore)

Appeared in 19 games as a reserve for Navy as a sophomore ... average 10.8 minutes and 3.0 points per game ... shot 45.7 percent from the field ... played in all 11 non-conference games ... scored a season-high eight points against Colgate (Jan. 8) as she shot 4-5 from the field ... also netted seven points in four other games; her seven points at Bucknell (Jan. 24) were a team-high in that game ... connected for a season-high two three-pointers versus Emory & Henry (Dec. 3) ... credited with four rebounds in three separate games and three assists in two contests; both totals were highs for 2017-18 ... saw a season-high 19 minutes of time on the court versus Emory & Henry (Dec. 3).

2016-17 (Freshman)

Tallied a season-high seven points against Lehigh... was 2-3 from the field (1-1 from three-point range) and 2-2 from the foul line in that game ... also recorded a season-best three rebounds against the Mountain Hawks ... scored six points against Goucher ... was 3-5 from the field in that game while dishing out a season-high six assists ... grabbed a pair of rebounds at Air Force, against Goucher and against Lafayette.

High School

Graduated from Mount St. Joseph High School ... earned three letters in basketball at the school ... was part of three teams that won Catholic Academy League titles ... individually, was selected as the league MVP in 2015 ... her high school basketball coach was John Miller ... was a member of the National Honor Society ... attended the Naval Academy Prep School during the 2015-16 academic year.

Personal

Daughter of Joe and Cathy ... high school teammate of Army's Libby Tacka '20

			Total		3-Point		F-Throws		Rebounds											Scoring	
Season	gp-gs	min/avg	fg-fga	pct	fg-fga	pct	ft-fta	pct	off	def	tot	avg	pf	fo	ast	to	blk	stl	pts	avg	
2016-17	7-0	61/8.7	9-19	.474	1-3	.333	2-2	1.000	3	7	10	1.4	3	0	7	7	0	5	21	3.0	
2017-18	19-0	205/10.8	21-46	.457	6-16	.375	9-10	.900	8	19	27	1.4	14	0	14	15	0	11	57	3.0	
2018-19	20-0	240/12.0	16-46	.348	5-17	.294	15-18	.833	10	28	38	1.9	16	0	14	25	2	14	52	2.6	
TOTAL	46-0	506/11.0	46-111	.414	12-36	.333	26-30	.867	21	54	75	1.6	33	0	35	47	2	30	130	2.8	

2018-19 Box SCORES

CATHOLIC vs NAVY

11/07/18 7:35 PM at Alumni Hall, Annapolis, Md.

CATHOLIC 36 • 0-0

##	Player	Total		3-Ptr		Rebounds			PF	TP	A TO Blk Stl					Min
		FG-FGA	FG-FGA	FT-FTA	Off Def Tot	PF	TP	A TO Blk Stl								
32	Sydney Poindexter	f	2-5	0-0	3-4	2	5	7	4	7	0	4	0	0	24	
41	Luca Mamula	f	2-7	0-3	2-4	1	1	2	4	6	0	3	0	1	18	
11	Mollie Paolino	g	1-3	1-1	0-0	1	3	4	3	2	0	1	0	0	23	
20	Mollie Reynolds	g	1-7	0-1	0-0	0	1	1	3	3	1	4	0	2	22	
23	Amanda Johnson	g	0-3	0-0	0-0	1	0	1	0	0	2	0	0	2	10	
02	Courtney McCool		0-1	0-0	0-0	0	0	0	0	0	0	0	0	0	3	
05	Megan Stafford		2-8	1-1	2-4	4	1	5	2	7	1	8	0	4	16	
10	CC Cromer		0-0	0-0	0-0	0	0	0	2	0	0	0	0	0	8	
14	Maggie Rakowsky		0-0	0-0	0-2	0	0	0	2	0	0	0	0	0	6	
21	Becca Rhoades		0-2	0-1	0-0	0	0	0	1	0	0	0	0	0	4	
22	Cristin George		0-2	0-1	0-0	0	5	5	0	0	0	3	0	1	18	
24	Sarah O'Neill		1-2	0-1	0-0	0	0	0	1	2	1	1	0	0	11	
30	CC Mooney		0-3	0-1	3-4	1	1	2	0	3	0	3	0	1	17	
33	Ashley Smith		1-3	0-2	0-0	1	1	2	3	2	0	3	1	0	16	
35	Emily O'Connor		1-2	0-0	2-2	0	0	0	0	4	1	0	0	0	4	
Team					1	2	3									
Totals			11-48	2-12	12-20	12	20	32	26	36	6	30	1	11	200	
1st - FG %:		3-10	30.0%	2nd: 2-12	16.7%	3rd: 3-16	18.8%	4th: 3-10	30.0%	Game: 11-48	22.9%	Deadball				
3FG %:		1-1	100.0%	0-7	0.0%	0-3	0.0%	1-1	100.0%	2-12	16.7%	Rebounds				
FT %:		0-0	0.0%	2-4	50.0%	4-6	66.7%	6-10	60.0%	12-20	60.0%	6				

NAVY 81 • 1-0

##	Player	Total		3-Ptr		Rebounds			PF	TP	A TO Blk Stl					Min
		FG-FGA	FG-FGA	FT-FTA	Off Def Tot	PF	TP	A TO Blk Stl								
10	Jaunich, Laurel	f	0-4	0-0	0-0	3	7	10	0	0	2	0	4	2	21	
13	Gatzounas, Sophie	f	4-8	1-4	2-2	2	4	6	3	11	1	2	1	2	22	
02	Coleman, Jennifer	g	5-14	1-4	2-2	4	3	7	1	13	6	2	0	1	22	
03	Hannibal, Cayla	g	2-8	1-6	3-4	0	0	0	2	8	4	3	0	1	18	
15	Roach, Bianca	g	2-6	1-4	0-0	2	1	3	0	5	2	3	1	1	20	
01	Green, Kolbi		4-8	4-8	5-6	0	0	0	1	17	0	0	0	1	18	
21	Bishop, Jasmine		4-6	2-3	2-2	2	3	5	2	12	2	1	0	5	19	
22	Duffy, Cailin		0-4	0-3	0-0	1	0	1	0	0	2	0	1	1	10	
30	Braxton, Montana		1-2	0-0	2-6	3	2	5	2	4	1	2	0	1	15	
33	Sheehan, Grace		0-0	0-0	0-0	0	0	0	3	0	0	0	0	0	5	
42	Hertelendy, Ciera		2-2	0-0	1-2	2	2	4	4	5	0	1	0	0	12	
55	Ulasewicz, Mary Kate		2-2	2-2	0-0	0	4	4	2	6	3	3	0	2	18	
Team					2	1	3									
Totals			26-64	12-34	17-24	21	27	48	20	81	21	19	6	17	200	
1st - FG %:		5-16	31.3%	2nd: 8-18	44.4%	3rd: 8-21	38.1%	4th: 5-9	55.6%	Game: 26-64	40.6%	Deadball				
3FG %:		3-10	30.0%	2-7	28.6%	3-11	27.3%	4-6	66.7%	12-34	35.3%	Rebounds				
FT %:		0-0	0.0%	6-8	75.0%	4-6	66.7%	7-10	70.0%	17-24	70.8%	4				

Officials: Frank Steratore, Michael Henderson, Rebecca Taylor

Technical fouls: CATHOLIC-None. NAVY-None.

Attendance: 447

Score by periods	1st	2nd	3rd	4th	Total
CATHOLIC	7	6	10	13	36
NAVY	13	24	23	21	81

Points	In	Off	2nd	Fast	Bench
CATHU	8	5	6	0	18
NAVY	22	30	18	6	44

Last FG - CATHU 4th-01:58, NAVY 4th-00:42.

Largest lead - CATHU by 2 1st-05:14, NAVY by 46 4th-06:14.

CATHU led for 01:31. NAVY led for 36:14. Game was tied for 02:15.

NAVY vs Norfolk State

11/18/18 4 p.m. at Norfolk, Va. (Echols Hall)

NAVY 58 • 1-2

##	Player	Total		3-Ptr		Rebounds			PF	TP	A TO Blk Stl					Min
		FG-FGA	FG-FGA	FT-FTA	Off Def Tot	PF	TP	A TO Blk Stl								
00	Taylor, Morgan	*	1-5	0-3	0-0	0	0	0	1	2	0	1	1	0	7	
02	Coleman, Jennifer	*	9-17	0-3	4-7	0	2	2	5	22	3	6	1	3	36	
10	Jaunich, Laurel	*	1-2	0-0	2-2	1	1	2	0	4	2	2	0	0	19	
13	Gatzounas, Sophie	*	1-3	0-1	0-1	5	2	7	3	2	1	1	1	2	25	
15	Roach, Bianca	*	4-9	0-1	1-4	3	0	3	2	9	0	3	0	4	33	
01	Green, Kolbi		3-8	1-6	3-4	0	0	0	3	10	1	3	0	3	18	
03	Hannibal, Cayla		2-8	1-7	0-0	0	0	0	3	5	0	1	0	2	17	
12	Swanda, Sierra		0-0	0-0	0-4	2	2	4	3	0	0	4	0	0	15	
21	Bishop, Jasmine		1-3	0-0	2-2	2	3	5	2	4	0	1	0	0	21	
55	Ulasewicz, Mary Kate		0-0	0-0	0-0	0	1	1	3	0	1	2	0	2	9	
Team					2	1	3									
Totals			22-55	2-21	12-24	15	12	27	25	58	8	24	3	16	200	
1st - FG %:		5-15	33.3%	2nd: 6-13	46.2%	3rd: 6-12	50.0%	4th: 5-15	33.3%	Game: 22-55	40.0%	Deadball				
3FG %:		0-6	0.0%	0-2	0.0%	1-5	20.0%	1-8	12.5%	2-21	9.5%	Rebounds				
FT %:		0-2	0.0%	5-12	41.7%	1-2	50.0%	6-8	75.0%	12-24	50.0%	7,2				

Norfolk State 65 • 2-2

##	Player	Total		3-Ptr		Rebounds			PF	TP	A TO Blk Stl					Min
		FG-FGA	FG-FGA	FT-FTA	Off Def Tot	PF	TP	A TO Blk Stl								
01	RUSSELL,Raven	*	5-7	0-1	2-4	2	2	4	3	12	6	3	0	1	34	
10	JAMES,La Deja	*	6-11	2-5	2-3	1	6	7	2	16	2	2	0	4	33	
13	LONG,Alexys	*	0-2	0-2	0-0	2	3	5	3	0	2	2	0	1	32	
15	ECHOLS,Dana	*	4-9	0-0	2-2	2	4	6	5	10	2	7	0	3	35	
30	DEAS,De'Janaire	*	7-9	0-0	0-0	1	1	2	2	14	0	2	0	1	21	
02	GOODHOPE,Danyaël		1-2	0-0	1-6	1	0	1	2	3	3	3	0	0	12	
04	DAWKINS,Kendra		2-5	0-2	1-4	2	4	6	1	5	0	2	1	0	21	
05	BARRETT,Jameila		1-1	0-0	0-0	1	0	1	1	2	0	1	0	0	6	
11	FRANKLIN,Armani		1-2	0-0	1-2	0	0	0	1	3	0	4	0	0	6	
Team					1	2	3									
Totals			27-48	2-10	9-21	13	22	35	20	65	15	28	1	10	200	
1st - FG %:		6-13	46.2%	2nd: 8-12	66.7%	3rd: 9-13	69.2%	4th: 4-10	40.0%	Game: 27-48	56.3%	Deadball				
3FG %:		1-4	25.0%	0-2	0.0%	0-0	0.0%	1-4	25.0%	2-10	20.0%	Rebounds				
FT %:		2-4	50.0%	2-4	50.0%	3-5	60.0%	2-8	25.0%	9-21	42.9%	6,1				

Officials: Betty Booker-Parks, Ronnie Stephenson, Chris Vanhousse

Technical fouls: NAVY-None. Norfolk State-None.

Attendance: 874

Score by periods	1st	2nd	3rd	4th	Total
NAVY	10	17	14	17	58
Norfolk State	15	18	21	11	65

Points	In	Off	2nd	Fast	Bench
NAVY	36	19	16	6	19
NSUW	42	27	2	10	13

Last FG - NAVY 4th-01:22, NSUW 4th-01:08.

Largest lead - NAVY by 2 1st-09:31, NSUW by 18 4th-08:51.

NAVY led for 00:10. NSUW led for 38:40. Game was tied for 00:52.

MARIST vs NAVY

11/11/18 2:05 PM at Alumni Hall, Annapolis, Md.

MARIST 72 • 1-0

#	Player		Total		3-Ptr		Rebounds			PF	TP	A TO Blk Stl				Min
			FG-FGA	FG-FGA	FT-FTA	Off	Def	Tot								
03	Gilmer, Alana	f	3-9	2-3	4-6	2	8	10	2	12	3	3	1	0	25	
21	Duffell, Willow	f	2-4	0-0	1-2	0	6	6	2	5	2	0	1	0	20	
00	Vander Weide, Grace	g	2-4	1-2	2-2	3	4	7	0	7	1	2	0	1	21	
10	Fitzpatrick, Maura	f	1-7	0-3	1-2	0	6	6	2	3	4	3	0	0	27	
23	Hand, Rebekah	g	8-16	4-7	0-0	2	2	4	2	20	2	4	0	1	32	
01	Oberdorf, Claire	f	0-3	0-3	2-2	0	1	1	1	2	0	1	0	0	14	
02	Best, Allie	f	1-2	1-2	0-0	2	3	5	1	3	3	2	0	0	16	
04	Clement, Allie	f	0-0	0-0	0-0	0	0	0	0	0	0	1	0	0	3	
05	Henningsdottir, Lovi	f	4-7	1-4	0-0	1	3	4	1	9	1	2	0	1	17	
24	Barcello, Sarah	f	2-4	2-4	1-2	0	3	3	1	7	1	0	0	0	15	
25	Redden, Gabi	f	0-0	0-0	0-0	0	0	0	1	0	0	1	1	0	3	
33	Krick, Kendall	f	2-3	0-0	0-0	1	2	3	1	4	0	0	0	0	7	
Team						2	1	3								
Totals			25-59	11-28	11-16	13	39	52	14	72	17	19	3	3	200	
1st - FG: 5-16 31.3% 2nd: 10-15 66.7% 3rd: 3-16 18.8% 4th: 7-12 58.3% Game: 25-59 42.4% Deadball																
3FG: 2-9 22.2% 5-6 83.3% 2nd: 2-9 22.2% 5-6 50.0% 11-28 39.3%																
FT: 1-2 50.0% 2-2 100.0% 3-4 75.0% 5-8 62.5% 11-16 68.8% 4																

2018-19 Box SCORES

NCAT vs NAVY

11/25/18 1:05 PM at Alumni Hall, Annapolis, Md.

NCAT 49 • 1-5

#	Player		Total		3-Ptr	Rebounds			PF	TP	A	TO	Blk	Stl	Min
			FG-FGA	FT-FTA	Off	Def	Tot								
22	HILL, Le'on	f	0-6	0-0	0-0	4	3	7	4	0	2	3	2	1	22
15	LESSEARS, Alexus	c	3-8	0-0	5-8	3	2	5	2	11	0	2	0	0	20
03	MCCRAY, Cinia	g	4-9	2-5	1-4	1	6	7	3	11	1	4	0	0	29
05	WILSON, Mikaya	g	2-2	0-0	0-0	0	0	0	3	4	0	2	1	1	14
12	FOY, C'Coriea	g	1-10	1-7	1-2	1	8	9	2	4	2	6	1	0	30
02	BOSTICK, Shantell		0-2	0-0	1-2	0	1	1	2	1	2	3	0	2	26
04	LILLY, Charme		2-9	0-4	2-2	0	0	0	1	6	1	2	0	0	21
10	TYLER, Charnise		3-8	0-0	2-4	4	2	6	2	8	0	4	0	0	20
21	PEEPLES, Rayven		2-6	0-0	0-0	4	1	5	0	4	0	2	0	0	18
Team						0	0	0							
Totals			17-60	3-16	12-22	17	23	40	19	49	8	28	4	4	200

1st - FG %: 6-16 37.5% 2nd: 3-14 21.4% 3rd: 4-14 28.6% 4th: 4-16 25.0% Game: 17-60 28.3% Deadball Rebounds 5
3FG %: 0-4 0.0% 7-14 50.0% 0-0 0.0% 2-7 28.6% 3-16 18.8% 0-0 0.0% 1-2 50.0% 12-22 54.5%

NAVY 72 • 2-3

#	Player		Total		3-Ptr	Rebounds			PF	TP	A	TO	Blk	Stl	Min
			FG-FTA	FG-FGA	FT-FTA	Off	Def	Tot							
10	Jaunich, Laurel	f	1-3	0-0	0-0	0	5	5	0	2	1	3	0	0	21
13	Gatzounas, Sophie	f	6-8	1-1	0-0	3	6	9	4	13	0	3	0	2	25
00	Taylor, Morgan	g	3-12	2-5	5-7	4	6	10	3	13	3	2	0	4	25
02	Coleman, Jennifer	g	8-13	1-1	3-4	1	3	4	3	20	3	3	0	3	26
15	Roach, Bianca	g	3-8	0-3	0-0	2	3	5	3	6	4	2	0	1	28
01	Green, Kolbi		1-4	1-2	3-4	2	1	3	1	6	2	2	0	3	21
03	Hannibal, Cayla		1-3	1-3	0-0	0	2	2	0	3	2	1	0	1	8
12	Swanda, Sierra		0-0	0-0	0-0	0	0	0	2	0	0	1	0	1	9
21	Bishop, Jasmine		2-8	1-2	0-0	0	2	2	2	5	0	2	1	1	20
42	Hertelendy, Ciera		0-0	0-0	0-0	0	1	1	2	0	0	2	0	0	5
55	Ulasewicz, Mary Kate		2-3	0-1	0-0	0	2	2	2	4	1	3	0	1	12
Team						1	0	1							
Totals			27-62	7-18	11-15	13	31	44	22	72	16	24	1	17	200

1st - FG %: 6-16 37.5% 2nd: 7-16 43.8% 3rd: 9-15 60.0% 4th: 5-15 33.3% Game: 27-62 43.5% Deadball Rebounds 3
3FG %: 1-2 50.0% 1-4 25.0% 2-8 25.0% 7-18 38.9% 0-0 0.0% 1-5 20.0% 4-6 66.7% 11-15 73.3%

Officials: Michael Henderson, Lori Deutsch, Mickeni Caldwell

Technical fouls: NCAT-None. NAVY-None.

Attendance: 368

2018 Navy Classic - Game 3

Score by periods	1st	2nd	3rd	4th	Total
NCAT	12	14	8	15	49
NAVY	17	18	25	12	72

	In	Off	2nd	Fast	Bench
Points NCATW	22	21	14	2	19
NAVY	32	29	13	14	18

Last FG - NCATW 4th-04:18, NAVY 4th-01:24.
Largest lead - NCATW by 4 1st-06:21, NAVY by 26 3rd-00:01.
NCATW led for 03:17. NAVY led for 34:08. Game was tied for 02:35.

Score tied - 3 times.
Lead changed - 1 time.

NAVY vs Rider

12/02/18 2:00 pm at Alumni Gymnasium, Lawrenceville, NJ

NAVY 66 • 3-3

#	Player		Total		3-Ptr	Rebounds			PF	TP	A	TO	Blk	Stl	Min
			FG-FGA	FG-FGA	FT-FTA	Off	Def	Tot							
10	Jaunich, Laurel	f	3-5	0-0	0-0	0	1	1	1	6	1	1	0	1	27
13	Gatzounas, Sophie	f	6-11	0-1	0-1	2	11	13	3	12	1	4	0	2	32
00	Taylor, Morgan	g	4-13	0-2	0-2	6	1	7	2	8	2	1	0	2	30
02	Coleman, Jennifer	g	9-22	1-2	4-6	6	8	14	1	23	3	1	0	5	29
15	Roach, Bianca	g	2-5	1-3	5-9	0	2	2	3	10	2	3	0	3	30
01	Green, Kolbi		0-2	0-2	1-2	0	0	0	0	1	0	1	0	0	9
03	Hannibal, Cayla		1-2	0-1	0-0	0	0	0	0	2	0	1	0	0	8
12	Swanda, Sierra		0-1	0-1	0-0	0	1	1	3	0	0	2	0	1	13
21	Bishop, Jasmine		0-1	0-0	0-0	0	0	0	1	0	0	1	0	0	8
55	Ulasewicz, Mary Kate		2-5	0-0	0-0	0	2	2	0	4	0	2	0	0	14
Team						2	4	6				1			

1st - FG %: 4-15 26.7% 2nd: 6-19 31.6% 3rd: 11-20 55.0% 4th: 6-13 46.2% Game: 27-67 40.3% Deadball Rebounds 6,1
3FG %: 0-2 0.0% 0-4 0.0% 2-4 50.0% 1-6 16.7% 2-12 16.7% 0-0 0.0% 10-20 50.0% 1-2 50.0% 8-15 53.3%

Rider 60 • 3-5

#	Player		Total		3-Ptr		Rebounds			PF	TP	A	TO	Blk	Stl	Min
			FG-FGA	FGA	FT-FTA	Off	Def	Tot								
11	Dalja Moses	f	1-2	0-0	0-0	0	3	3	2	2	1	0	1	2	25	
13	Lea Favre	f	4-5	0-0	6-8	1	5	6	2	14	0	1	1	2	37	
04	Stella Johnson	g	5-14	1-6	3-4	2	6	8	5	14	5	3	2	2	33	
21	Lexi Posset	g	4-11	3-9	2-2	0	4	4	4	13	4	4	0	1	24	
31	Amari Johnson	g	6-16	0-4	0-0	4	3	7	2	12	1	6	2	3	28	
02	Mia Farmer		0-1	0-1	0-0	0	1	1	0	0	0	0	0	0	5	
03	Amanda Mobley		1-3	0-0	0-0	1	0	1	1	2	1	1	1	0	9	
22	Lexi Stover		1-6	1-6	0-0	0	0	0	0	3	0	1	0	0	20	
32	Aubre Johnson		0-4	0-0	0-0	0	6	6	3	0	2	3	0	1	19	
	Team					1	0	1								
Totals			22-62	5-26	11-14	9	28	37	19	60	14	19	7	11	200	

1st - FG %: 5-19 26.3% 2nd: 3-14 21.4% 3rd: 7-14 50.0% 4th: 7-15 46.7% Game: 22-62 35.5% Deadball Rebounds 3
3FG %: 0-7 0.0% 3-8 37.5% 1-5 20.0% 1-6 16.7% 5-26 19.2% 0-0 0.0% 4-6 66.7% 7-8 87.5% 11-14 78.6%

Officials: Regina Odomes, Scott Berkins, Kevin Ruland

Technical fouls: NAVY-None. Rider-None.

Attendance: 712

Score by periods	1st	2nd	3rd	4th	Total
NAVY	9	12	25	20	66
Rider	10	9	19	22	60

	In	Off	2nd	Fast	Bench
Points NAVY	42	21	10	20	7
RIDER	32	16	4	10	5

Last FG - NAVY 4th-03:19, RIDER 4th-00:08.
Largest lead - NAVY by 14 4th-05:55, RIDER by 6 2nd-07:47.
NAVY led for 27:26. RIDER led for 08:16. Game was tied for 04:18.

Score tied - 2 times.
Lead changed - 6 times.

NAVY vs Air Force

12/7/18 4:30 pm MT at USAF Academy, Colo.

NAVY 54 • 4-3

#	Player		Total		3-Ptr	Rebounds			PF	TP	A	TO	Blk	Stl	Min	
			FG-FGA	FG-FGA	FT-FTA	Off	Def	Tot								
10	Jaunich, Laurel	f	3-4	0-0	0-0	0	1	1	1	6	0	2	0	0	24	
13	Gatzounas, Sophie	f	3-7	0-1	0-1	4	2	6	4	6	1	3	0	3	29	
00	Taylor, Morgan	g	2-6	0-0	2-2	0	2	2	3	6	1	2	0	1	22	
02	Coleman, Jennifer	g	5-20	0-2	0-1	2	11	13	4	10	2	4	0	1	28	
15	Roach, Bianca	g	3-7	0-0	2-2	0	1	1	1	8	1	3	0	1	29	
01	Green, Kolbi		4-10	0-3	0-0	0	1	1	2	8	0	1	0	4	15	
03	Hannibal, Cayla		0-0	0-0	0-0	0	0	0	0	0	0	0	0	0	6	
12	Swanda, Sierra		1-2	0-0	0-0	3	1	4	0	2	0	0	1	1	6	
21	Bishop, Jasmine		1-4	0-0	0-2	3	2	5	1	2	0	0	0	0	19	
55	Ulasewicz, Mary Kate		1-5	0-1	4-6	0	3	3	1	6	0	0	0	2	22	
Team						2	1	3			1					
Totals				23-65	0-7	8-14	14	25	39	17	54	5	16	1	13	200

1st - FG %: 2-12 16.7% 2nd: 5-20 25.0% 3rd: 9-20 45.0% 4th: 7-13 53.8% Game: 23-65 35.4% Deadball Rebounds 3
3FG %: 0-1 0.0% 0-2 0.0% 0-1 0.0% 0-7 0.0% 0-2 0.0% 3-7 42.9% 1-4 25.0% 4-19 21.1% 11-20 55.0%

Air Force 47 • 4-5

#	Player		Total		3-Ptr	Rebounds			PF	TP	A	TO	Blk	Stl	Min
			FG-FTA	FG-FGA	FT-FTA	Off	Def	Tot							
23	SNYDER, Riley	f	8-17	3-4	1-2	5	2	7	1	20	0	1	0	1	33
10	ITUGBU, Venessannah	g	1-5	0-0	2-2	0	3	3	1	4	0	3	1	2	27
13	CONROE, Emily	g	1-7	0-2	0-0	0	8	8	1	2	1	2	1	2	22
24	SPRINGFIELD, Alexis	g	0-1	0-0	0-0	0	0	0	4	0	0	0	0	1	14
32	IMMEL, Kaelin	g	2-6	0-2	2-2	2	4	6	0	6	1	3	0	1	27
00	JONES, Haley		1-1	0-0	1-4	0	1	1	1	3	1	1	1	1	8
01	AUTREY, Briana		2-9	0-3	3-4	1	3	4	3	7	0	11	0	1	26
02	GADISON, Audrey		0-1	0-1	0-0	1	1	2	0	0	0	0	0	1	7
14	TOMES, Noelle		0-2	0-2	4-4	2	1	3	1	4	0	1	0	0	17
55	HUFFMAN, Kassady		0-3	0-0	1-2	2	6	8	4	1	1	1	2	0	19
	Team					1	1	2				1			
Totals			15-52	3-14	14-20	14	30	44	16	47	4	24	5	10	200

2018-19 Box Scores

NAVY vs Monmouth 12/19/18 7:00 pm at West Long Branch, N.J.

NAVY 67 • 4-5

#	Player		Total		3-Ptr		Rebounds			PF	TP	A	TO	Blk	Stl	Min
			FG-FGA	FG-FGA	FT-FTA	Off	Def	Tot								
10	Jaunich, Laurel	f	3-7	0-0	1-2	1	2	3	0	7	2	2	0	1	33	
13	Gatzounas, Sophie	f	7-10	3-5	5-5	4	2	6	3	22	0	0	0	0	36	
00	Taylor, Morgan	g	4-12	1-4	2-2	7	5	12	3	11	1	4	0	1	35	
02	Coleman, Jennifer	g	5-18	1-3	5-6	4	3	7	1	16	3	3	1	2	34	
15	Roach, Bianca	g	2-11	0-4	2-2	2	0	2	1	6	7	0	0	2	27	
01	Green, Kolbi		2-6	1-5	0-0	1	0	1	2	5	2	2	0	1	16	
03	Hannibal, Cayla		0-0	0-0	0-0	0	0	0	0	0	0	0	0	0	2	
21	Bishop, Jasmine		0-2	0-0	0-0	0	0	0	1	0	0	2	0	2	12	
55	Ulasewicz, Mary Kate		0-0	0-0	0-0	0	0	0	1	0	0	2	0	0	5	
	Team					2	2	4				1				
	Totals		23-66	6-21	15-17	21	14	35	12	67	15	16	1	9	200	
1st - FG %:		7-18	38.9%	2nd: 6-17	35.3%	3rd: 3-14	21.4%	4th: 7-17	41.2%	Game: 23-66	34.8%	Deadball		Rebounds		
3FG %:		2-5	40.0%	1-6	16.7%	1-5	20.0%	2-5	40.0%	6-21	28.6%					
FT %:		0-0	0.0%	7-8	87.5%	5-6	83.3%	3-3	100.0%	15-17	88.2%					

Monmouth 68 • 4-6

#	Player	Total		3-Ptr		Rebounds			PF	TP	A		TO	Blk	Stl	Min
		FG-FGA	FG-FGA	FT-FTA	Off	Def	Tot									
25	Lucy Thomas	f	5-11	0-2	5-6	6	4	10	2	15	1	4	0	0	0	26
24	Erica Balman	c	0-2	0-0	0-0	1	1	2	0	0	0	1	1	0	0	10
02	Alexa Wallace	g	1-5	0-0	0-0	0	0	1	2	2	0	1	0	0	0	22
04	Sierra Green	g	8-12	8-12	2-2	1	3	4	2	26	2	2	0	2	30	
15	Emani Clough	g	0-4	0-0	0-0	0	3	3	2	0	3	5	0	1	13	
01	Adriana Zelaya		0-0	0-0	0-0	0	1	1	0	0	0	0	0	0	3	
03	Rosa Graham		3-5	2-3	1-2	0	3	3	2	9	6	4	0	0	1	34
14	Carol Arfinengo		0-0	0-0	0-0	0	0	0	2	0	0	0	0	0	0	2
20	Mckinzie Barker		2-4	0-0	0-0	1	0	1	2	4	2	2	0	0	0	10
22	Alexa Middleton		4-8	0-0	2-2	3	3	6	2	10	1	3	0	3	29	
23	Allure Simmons		1-2	0-1	0-0	1	0	1	3	2	0	0	0	1	8	
32	Taylor Nason		0-0	0-0	0-0	1	1	2	0	0	0	2	0	1	13	
	Team					0	3	3								
	Totals		24-53	10-18	10-12	14	23	37	19	68	15	24	1	9	200	
1st - FG %:		6-13	46.2%	2nd: 2-13	15.4%	3rd: 7-15	46.7%	4th: 9-12	75.0%	Game: 24-53	45.3%	Deadball				
3FG %:		3-4	75.0%	1-4	25.0%	3-6	50.0%	3-4	75.0%	10-18	55.6%					
FT %:		2-2	100.0%	2-2	100.0%	5-6	83.3%	1-2	50.0%	10-12	83.3%					

Officials: Cara Seggie,Michael Motta,Pastor Torres
Technical fouls: NAVY-None. Monmouth-None.

Attendance: 253

Score by periods	1st	2nd	3rd	4th	Total
NAVY	16	20	12	19	67
Monmouth	17	7	22	22	68

Last FG - NAVY 4th-00:16, MU 4th-00:30.

Largest lead - NAVY by 14 3rd-09:04, MU by 4 4th-05:15.

NAVY led for 29:38. MU led for 06:43. Game was tied for 03:39.

Score tied - 7 times.

Lead changed - 12 times.

SAINT JOSEPH'S vs NAVY 12/31/18 6:05 PM at Alumn Hall, Annapolis, Md.

SAINT JOSEPH'S 48 • 4-9

#	Player	Total		3-Ptr		Rebounds			PF	TP	A		TO	Blk	Stl	Min
		FG-FGA	FG-FGA	FT-FTA	Off	Def	Tot									
33	MAYOCK, Katie	f	4-10	0-0	2-2	4	3	7	1	10	1	2	4	1	33	
35	CLAY, Michala	f	0-3	0-0	2-2	0	0	0	1	2	2	2	0	0	10	
04	BAISDEN, Kristalyn	g	1-6	1-4	3-7	0	0	0	4	6	1	0	0	0	31	
12	MONAGHAN, Alyssa	g	3-9	1-3	1-2	0	4	4	1	8	2	2	0	1	36	
14	JEKOT, Katie	g	0-5	0-4	0-0	0	3	3	2	0	2	2	0	2	21	
01	FISHER, Whisper		3-5	0-0	3-4	2	4	6	1	9	1	4	0	0	22	
02	ROIG, Lula		3-5	0-1	2-4	1	2	3	2	8	2	1	0	0	28	
03	DELINOIS, Nailah		2-5	1-2	0-0	2	0	2	3	5	0	1	0	0	13	
05	MARSICANO, Elizabeth		0-0	0-0	0-0	0	0	0	2	0	0	0	0	0	2	
13	SHEEHAN, Mary		0-0	0-0	0-0	0	0	0	0	0	0	0	0	0	4	
	Team					1	3	4								
	Totals		16-48	3-14	13-21	10	19	29	17	48	11	14	4	4	200	
1st - FG %:		5-13	38.5%	2nd: 3-11	27.3%	3rd: 3-11	27.3%	4th: 5-13	38.5%	Game: 16-48	33.3%	Deadball				
3FG %:		1-5	20.0%	0-2	0.0%	1-5	20.0%	1-2	50.0%	3-14	21.4%					
FT %:		2-4	50.0%	4-6	66.7%	3-4	75.0%	4-7	57.1%	13-21	61.9%					

NAVY 49 • 5-0

#	Player	Total		3-Ptr		Rebounds			PF	TP	A		TO	Blk	Stl	Min
		FG-FGA	FG-FGA	FT-FTA	Off	Def	Tot									
10	Jaunich, Laurel	f	1-3	0-0	1-1	0	3	3	0	3	1	3	1	2	25	
13	Gatzounas, Sophie	f	5-10	1-1	2-5	3	2	5	3	13	0	1	0	1	29	
00	Taylor, Morgan	g	1-3	0-2	2-2	2	1	3	2	4	0	2	0	1	17	
02	Coleman, Jennifer	g	4-13	0-1	1-2	2	6	8	2	9	4	7	0	3	26	
15	Roach, Bianca	g	1-6	0-1	2-3	0	2	2	3	4	2	1	0	2	25	
01	Green, Kolbi		0-2	0-1	2-2	0	0	0	0	2	0	1	0	0	5	
03	Hannibal, Cayla		1-4	1-4	0-0	0	0	0	2	3	0	0	0	0	15	
12	Swanda, Sierra		1-2	0-0	2-2	3	3	6	3	4	2	0	2	2	28	
22	Duffy, Cailin		1-2	1-2	0-0	0	0	0	0	3	0	0	0	0	8	
30	Braxton, Montana		0-0	0-0	0-0	0	0	0	0	0	0	1	0	0	4	
55	Ulasewicz, Mary Kate		1-3	0-1	2-2	0	3	3	1	4	1	0	0	0	18	
	Team					4	5	9								
	Totals		16-48	3-13	14-19	14	25	39	16	49	10	17	3	11	200	
1st - FG %:		2-17	11.8%	2nd: 4-10	40.0%	3rd: 2-9	22.2%	4th: 8-12	66.7%	Game: 16-48	33.3%	Deadball				
3FG %:		0-5	0.0%	2-3	66.7%	0-2	0.0%	1-3	33.3%	3-13	23.1%					
FT %:		0-0	0.0%	5-5	100.0%	7-11	63.6%	2-3	66.7%	14-19	73.7%					

Officials: Kenneth Kelly, Ben Smith, Donald Cummiskey
Technical fouls: SAINT JOSEPH'S-None. NAVY-None.

Attendance: 358

Score by periods	1st	2nd	3rd	4th	Total
SAINT JOSEPH'S	13	10	10	15	48
NAVY	4	15	11	19	49

Last FG - SJU 4th-02:02, NAVY 4th-01:10.

Largest lead - SJU by 10 2nd-05:57, NAVY by 4 1st-08:41.

SJU led for 29:10. NAVY led for 09:29. Game was tied for 01:21.

Score tied - 2 times.

Lead changed - 4 times.

NAVY vs Loyola 01/03/19 12:00 pm at Baltimore, Md. - Reitz Arena

NAVY 58 • 6-5, 1-0

#	Player		Total		3-Ptr		Rebounds			PF	TP	A	TO	Blk	Stl	Min
			FG-FGA	FG-FGA	FT-FTA	Off	Def	Tot								
10	Jaunich, Laurel	f	3-4	1-1	0-0	0	2	2	1	7	2	0	0	1	29	
00	Taylor, Morgan	g	4-11	2-2	0-0	1	2	3	2	10	2	2	0	2	33	
02	Coleman, Jennifer	g	8-14	1-1	2-4	2	11	13	3	19	6	7	0	1	31	
13	Gatzounas, Sophie	g	4-7	1-1	4-5	3	6	9	2	13	2	2	2	0	33	
15	Roach, Bianca	g	1-5	0-2	0-0	0	2	2	3	2	1	3	0	0	23	
01	Green, Kolbi		3-8	1-4	0-0	2	0	2	0	7	0	1	0	1	10	
03	Hannibal, Cayla		0-2	0-0	0-0	0	1	1	1	0	0	1	0	0	7	
12	Swanda, Sierra		0-0	0-0	0-0	0	2	2	1	0	0	1	0	1	8	
22	Duffy, Cailin		0-1	0-1	0-0	0	0	0	0	0	0	1	0	1	5	
30	Braxton, Montana		0-0	0-0	0-0	0	1	1	0	0	0	1	0	0	7	
55	Ulasiewicz, Mary Kate		0-2	0-1	0-0	0	1	1	0	0	0	4	0	0	14	
Team						4	4	8								
Totals			23-54	6-13	6-9	12	32	44	13	58	13	22	3	6	200	
1st - FG: 7-15 46.7% 2nd: 8-13 61.5% 3rd: 6-14 42.9% 4th: 2-12 16.7% Game: 23-54 42.6% Deadball																
3FG: 2-3 66.7% FT: 1-2 50.0% 3: 3-4 75.0% 4: 4-4 100.0% 6-13 46.2% Rebounds																
FT: 0-0 0.0% 0-2 0.0% 2-2 100.0% 0-5 80.0% 6-9 66.7% 2,1																

2018-19 Box SCORES

AMERICAN vs NAVY

01/09/19 7:05 PM at Alumni Hall, Annapolis, Md.

AMERICAN 58 • 6-8, 2-1 PL

##	Player	Total		3-Ptr		Rebounds			PF	TP	A		TO	Blk	Stl	Min
		FG-FGA	FG-FGA	FT-FTA	Off Def Tot											
23	Koskimies, Elina	f	5-9	3-6	0-0	1 1 2	2	13	2	0	0	0	5	38		
44	Carl, Cecily	f	3-12	0-1	0-0	1 6 7	2	6	4	3	0	0	33			
03	Lewis, Kaitlyn	g	5-8	2-4	1-1	0 3 3	2	13	4	3	0	0	35			
10	Edwards, Jade	g	6-10	0-0	3-4	0 4 4	2	15	3	1	0	1	34			
12	Sanders, Indeya	g	2-7	1-4	0-2	1 6 7	1	5	5	5	0	2	37			
02	Bartner, Morgan		0-0	0-0	0-0	0 1 1	0	0	0	0	0	0	4			
04	Fisher, Emily		1-1	0-0	1-2	0 2 2	2	3	1	3	0	0	11			
11	Cleveland, TaeKenya		0-0	0-0	0-0	0 2 2	0	0	0	0	0	0	3			
21	Doring, Maddie		1-1	1-1	0-0	0 0 0	2	3	0	0	0	0	5			
	Team					1 2 3										
Totals			23-48	7-16	5-9	4 27 31	13	58	19	15	0	8	200			

1st - FG %: 7-13 53.8% 2nd: 5-13 38.5% 3rd: 6-12 50.0% 4th: 5-10 50.0% Game: 23-48 47.9% Deadball
3FG %: 2-4 50.0% 2-7 28.6% 2-3 33.3% 1-2 50.0% 7-16 43.8%
FT %: 0-0 0.0% 0-0 0.0% 1-3 33.3% 4-6 66.7% 5-9 55.6%

NAVY 45 • 6-7, 1-2 PL

##	Player	Total		3-Ptr		Rebounds			PF	TP	A		TO	Blk	Stl	Min
		FG-FGA	FG-FGA	FT-FTA	Off Def Tot											
10	Jaunich, Laurel	f	2-7	0-1	0-0	2 2 4	2	4	0	0	1	0	27			
13	Gatzounas, Sophie	f	1-2	0-1	0-0	3 2 5	2	2	2	2	1	2	23			
00	Taylor, Morgan	g	1-6	0-2	0-0	5 5 10	5	2	1	1	0	0	31			
02	Coleman, Jennifer	g	6-13	2-3	0-1	1 5 6	2	14	1	4	0	2	32			
15	Roach, Bianca	g	3-8	1-4	1-2	0 2 2	1	8	3	4	0	5	36			
01	Green, Kolbi		3-10	1-5	0-0	0 1 1	2	7	1	3	0	2	25			
03	Hannibal, Cayla		0-3	0-3	0-0	0 0 0	0	0	0	0	0	0	5			
22	Duffy, Cailin		0-1	0-1	0-0	0 1 1	0	0	1	0	0	0	2			
30	Braxton, Montana		2-4	0-0	0-0	0 0 0	0	4	0	1	0	0	13			
55	Ulasewicz, Mary Kate		2-3	0-1	0-0	0 2 2	1	4	0	0	1	0	6			
	Team					0 3 3										
Totals			20-57	4-21	1-3	11 23 34	15	45	9	15	3	11	200			

1st - FG %: 5-14 35.7% 2nd: 4-12 33.3% 3rd: 7-14 50.0% 4th: 4-17 23.5% Game: 20-57 35.1% Deadball
3FG %: 2-6 33.3% 2-6 33.3% 0-1 0.0% 0-5 0.0% 4-21 19.0%
FT %: 0-0 0.0% 1-2 50.0% 0-1 0.0% 0-0 0.0% 1-3 33.3%

Officials: Kristi Vera, Kathy Lonergan, Rich Fetter

Technical fouls: AMERICAN-None. NAVY-None.

Attendance: 409

Score by periods	1st	2nd	3rd	4th	Total
AMERICAN	16	12	15	15	58
NAVY	12	9	16	8	45

	In	Off	2nd	Fast	Bench
Points	Paint	T/O	Chance	Break	
AU	30	19	4	0	6
NAVY	22	8	4	8	15

Last FG - AU 4th-02:17, NAVY 4th-01:44.

Largest lead - AU by 13 4th-02:17, NAVY by 3 1st-08:30.

AU led for 34:15. NAVY led for 03:29. Game was tied for 02:16.

Score tied - 3 times.

Lead changed - 3 times.

NAVY vs Colgate

01/12/19 1:00 pm at Cotterell Court, Hamilton, N.Y.

NAVY 62 • 7-7, 2-2 PL

##	Player	Total		3-Ptr		Rebounds			PF	TP	A		TO	Blk	Stl	Min
		FG-FGA	FG-FGA	FT-FTA	Off Def Tot											
10	Jaunich, Laurel	f	3-4	0-0	2-2	1 2 3	1	8	2	2	2	2	30			
13	Gatzounas, Sophie	f	5-10	0-1	4-4	7 0 7	1	14	0	1	0	0	26			
01	Green, Kolbi	g	4-15	1-10	1-2	0 2 2	1	10	2	1	0	1	31			
02	Coleman, Jennifer	g	4-18	0-0	0-1	4 9 13	1	8	2	4	0	1	25			
15	Roach, Bianca	g	2-8	0-0	5-7	3 5 8	1	9	3	3	1	4	35			
00	Taylor, Morgan		0-2	0-0	0-2	0 1 1	0	0	1	0	0	0	7			
12	Swanda, Sierra		0-1	0-0	0-0	1 0 1	0	0	0	0	0	2	5			
21	Bishop, Jasmine		1-3	0-1	0-0	1 1 2	1	2	1	0	0	1	12			
22	Duffy, Cailin		2-4	1-3	0-0	0 1 1	0	5	0	0	0	0	12			
55	Ulasewicz, Mary Kate		1-6	0-1	4-4	1 2 3	0	6	3	1	0	2	17			
	Team					6 3 9										
Totals			22-71	2-16	16-22	24 26 50	6	62	14	13	3	13	200			

1st - FG %: 6-16 37.5% 2nd: 6-22 27.3% 3rd: 5-18 27.8% 4th: 5-15 33.3% Game: 22-71 31.0% Deadball
3FG %: 1-3 33.3% 1-5 20.0% 0-6 0.0% 0-2 0.0% 2-16 12.5%
FT %: 2-4 50.0% 5-5 100.0% 5-6 83.3% 4-7 57.1%

Colgate 49 • 6-8, 2-2 PL

##	Player	Total		3-Ptr		Rebounds			PF	TP	A		TO	Blk	Stl	Min
		FG-FGA	FG-FGA	FT-FTA	Off Def Tot											
00	Mylah Chandler	f	7-10	0-1	0-0	6 7 13	2	14	2	7	4	0	32			
03	Nia Ahart	g	0-3	0-1	0-0	0 1 1	3	0	3	1	0	3	23			
13	Keelah Dixon	g	5-12	2-4	2-2	1 3 4	2	14	1	2	0	0	27			
14	Rachel Thompson	g	2-5	0-1	0-0	0 4 4	5	4	0	2	0	3	17			
15	Haley Greer		1-6	0-4	0-0	1 0 1	0	2	1	2	4	0	25			
02	Tegan Graham		2-5	1-3	2-2	1 4 5	1	7	3	1	1	1	20			
04	Mackenzie Carroll		0-1	0-1	0-0	0 0 0	1	0	0	0	0	0	5			
05	Chelsey Koren		0-2	0-1	0-0	0 0 0	1	0	1	1	1	1	11			
21	Ava Williams		0-5	0-0	0-0	0 5 5	1	0	1	1	1	0	21			
22	Abby Shubiger		0-1	0-0	0-0	0 1 1	0	0	1	1	0	0	5			
40	Summer King		3-7	0-0	2-2	0 1 1	3	8	0	3	0	1	14			
	Team					2 3 5										
Totals			20-57	3-16	6-6	11 29 40	19	49	12	21	11	9	200			

1st - FG %: 6-15 40.0% 2nd: 5-13 38.5% 3rd: 4-12 33.3% 4th: 5-17 29.4% Game: 20-57 35.1% Deadball
3FG %: 1-6 16.7% 1-4 25.0% 1-3 33.3% 0-3 0.0% 3-16 18.8%
FT %: 0-0 0.0% 4-4 100.0% 2-2 100.0% 0-0 0.0% 6-6 100.0%

Officials: Ashlee Goode,Roger Saraiva,John Fitzpatrick

Technical fouls: NAVY-None. Colgate-None.

Attendance: 224

Score by periods	1st	2nd	3rd	4th	Total
NAVY	15	18	15	14	62
Colgate	13	15	11	10	49

	In	Off	2nd	Fast	Bench
Points	Paint	T/O	Chance	Break	
NAVY	40	17	13	16	13
COLGAT	30	6	17	4	15

Last FG - NAVY 4th-00:24, COLGATE 4th-02:33.

Largest lead - NAVY by 13 4th-00:24, COLGATE by 4 2nd-04:51.

NAVY led for 36:21. COLGATE led for 01:39. Game was tied for 02:00.

Score tied - 1 time.

Lead changed - 2 times.

Holy Cross vs NAVY

01/16/19 7:05 PM at Alumni Hall, Annapolis, Md.

Holy Cross 47 • 9-7, 1-4 PL

##	Player	Total		3-Ptr		Rebounds			PF	TP	A		TO	Blk	Stl	Min
		FG-FGA	FG-FGA	FT-FTA	Off Def Tot											
25	Manis, Lauren	f	5-16	1-4	2-2	3 4 7	2	13	2	2	2	0	29			
10	Swords, Megan	c	3-11	0-0	3-7	4 8 12	1	9	0	1	1	0	32			
03	LaBarbera, Avery	g	2-7	1-4	1-2	0 3 3	1	6	1	3	0	4	35			
04	Faulkner, Jenay	g	1-2	1-2	0-2	1 1 2	3	3	2	2	2	1	23			
12	Smith, Madalyn	g	2-5	1-4	0-0	0 1 1	2	5	2	4	0	0	33			
02	Ezemma, Oluchi		1-3	0-0	3-4	2 6 8	3	5	0	3	0	0	19			
14	Pedi, Kathryn		1-4	1-3	0-0	2 1 3	1	3	0	2	0	0	16			
22	Morris, Nicole		1-1	0-0	1-1	0 0 0	0	3	0	1	0	1	12			
23	Locke, Maggie		0-1	0-0	0-0	0 0 0	0	0	0	0	0	0	1			
	Team					1 2 3										
Totals			16-50	5-17	10-18	13 26 39	13	47	7	19	5	6	200			

1st - FG %: 6-16 37.5% 2nd: 2-8 25.0% 3rd: 5-15 33.3% 4th: 3-11 27.3% Game: 16-50 32.0% Deadball
3FG %: 2-6 33.3% 1-2 50.0% 1-4 25.0% 1-5 20.0% 5-17 29.4%
FT %: 1-1 100.0% 3-6 50.0% 0-1 0.0% 6-10 60.0% 10-18 55.6%

NAVY 54 • 8-7, 3-2 PL

##	Player	Total		3-Ptr		Rebounds			PF	TP	A		TO	Blk	Stl	Min
		FG-FGA	FG-FGA	FT-FTA	Off Def Tot											
10	Jaunich, Laurel	f	2-4	0-1	2-2	0 6 6	3	6	1	0	3	1	34			

2018-19 Box SCORES

NAVY vs Lafayette

01/23/19 11:00 a.m. at Easton, Pa. - Kirby Sports Center

NAVY 42 • 8-9; 3-4 PL

##	Player	Total		3-Ptr	Rebounds			PF	TP	A TO Blk Stl					Min
		FG-FGA	FG-FGA		Off	Def	Tot								
10	Jaunich, Laurel	f	1-2	0-0	0-0	0	2	2	0	2	0	2	0	0	10
13	Gatzounas, Sophie	f	1-3	0-1	0-0	1	3	4	3	2	0	1	0	0	12
01	Green, Kolbi	g	5-11	3-8	4-5	1	1	2	1	17	0	0	0	3	33
02	Coleman, Jennifer	g	1-11	0-3	0-0	0	4	4	3	2	1	3	0	1	19
15	Roach, Bianca	g	1-5	0-1	0-0	3	1	4	3	2	3	2	0	2	27
00	Taylor, Morgan		0-1	0-1	0-0	0	0	0	0	0	0	0	0	0	3
03	Hannibal, Cayla		2-6	1-4	1-2	1	0	1	1	6	0	0	0	0	23
12	Swanda, Sierra		0-1	0-0	2-2	2	0	2	2	2	1	1	0	2	23
21	Bishop, Jasmine		1-8	0-1	1-2	1	3	4	3	3	0	2	0	1	30
22	Duffy, Cailin		2-6	1-4	1-2	0	2	2	0	6	0	0	0	0	20
Team					4	0	4			1					
Totals			14-54	5-23	9-13	13	16	29	16	42	5	12	0	9	200
1st - FG %:		2-12	16.7%	2nd: 4-11	36.4%	3rd: 3-9	33.3%	4th: 5-22	22.7%	Game: 14-54	25.9%	Deadball			
3FG %:		1-5	20.0%	2-5	40.0%	1-3	33.3%	1-10	10.0%	5-23	21.7%	Rebounds			
FT %:		3-4	75.0%	1-2	50.0%	1-4	75.0%	2-3	66.7%	9-13	69.2%	2			

Lafayette 55 • 7-11; 2-5 PL

##	Player	Total		3-Ptr	Rebounds			PF	TP	A TO Blk Stl					Min
		FG-FGA	FG-FGA		Off	Def	Tot								
25	Kucowski, Natalie	f	4-11	0-1	0-3	2	10	12	4	8	3	4	1	2	33
30	Wilson, Makaila	f	4-5	0-0	0-0	3	2	5	1	8	1	2	1	2	32
05	Freeland, Drew	g	3-11	1-3	0-0	0	2	2	3	7	1	3	0	0	28
15	Johnson, Nicole	g	1-7	0-3	2-2	0	0	0	4	4	3	4	0	0	32
21	Martino, Olivia	g	3-6	1-3	4-4	4	4	8	0	11	0	1	0	0	25
11	Cantwell, Alex		6-9	3-3	0-0	0	5	5	2	15	3	3	1	1	26
31	Sabino, Sydney		1-1	0-0	0-0	0	0	0	0	2	0	0	0	0	6
34	Vipond, Tasha		0-1	0-0	0-0	3	2	5	0	0	2	1	0	1	18
Team					3	4	7			1					
Totals			22-51	5-13	6-9	15	29	44	14	55	13	19	3	6	200
1st - FG %:		7-18	38.9%	2nd: 6-12	50.0%	3rd: 3-10	30.0%	4th: 6-11	54.5%	Game: 22-51	43.1%	Deadball			
3FG %:		2-5	40.0%	1-3	33.3%	1-4	25.0%	1-1	100.0%	5-13	38.5%	Rebounds			
FT %:		2-5	40.0%	0-0	0.0%	0-0	0.0%	4-4	100.0%	6-9	66.7%	1			

Officials: Keith Miller, Kristi Mosley, Geraldine Smith
Technical fouls: NAVY-None. Lafayette-None.
Attendance: 973

Score by periods	1st	2nd	3rd	4th	Total
NAVY	8	11	10	13	42
Lafayette	18	13	7	17	55

Points	In Paint	Off T/O	2nd Chance	Fast Break	Bench
NAVY	12	11	6	2	17
LAFAYET	26	17	17	2	17

Last FG - NAVY 4th-00:10, LAFAYETT 4th-00:48.
Largest lead - NAVY by 2 1st-09:37, LAFAYETT by 14 4th-00:15.
NAVY led for 00:43. LAFAYETT led for 38:09. Game was tied for 01:08.

Score tied - 1 time.
Lead changed - 1 time.

BOSTON vs NAVY

01/26/19 4:05 PM at Alumni Hall, Annapolis, Md.

BOSTON 49 • 9-9, 5-3 PL

##	Player	Total		3-Ptr	Rebounds			PF	TP	A TO Blk Stl					Min
		FG-FGA	FG-FGA		Off	Def	Tot								
03	Thompson, Naiyah	f	0-2	0-0	1-2	0	4	4	4	1	3	0	0	0	19
20	Irving, Nia	f	3-6	0-0	0-0	2	4	6	3	6	1	5	1	0	30
02	Nelson, Katie	g	9-15	2-5	3-5	1	3	4	1	23	4	5	1	0	39
04	Hauck, Payton	g	1-4	0-0	0-0	0	1	1	2	2	2	4	0	2	33
21	Spearman, Lauren	g	1-9	1-8	0-0	0	3	3	1	3	0	3	0	2	38
10	Sieper, Ashley		2-2	0-0	2-2	1	0	1	1	6	0	0	0	0	10
25	Childs, Riley		3-4	0-1	2-2	0	9	9	2	8	1	4	0	0	24
30	Edgehill, Vanessa		0-1	0-1	0-0	0	1	1	0	0	0	0	0	0	7
Team					1	2	3								
Totals			19-43	3-15	8-11	5	27	32	14	49	11	21	2	4	200
1st - FG %:		1-10	10.0%	2nd: 4-11	36.4%	3rd: 8-9	88.9%	4th: 6-13	46.2%	Game: 19-43	44.2%	Deadball			
3FG %:		0-3	0.0%	0-4	0.0%	3-4	75.0%	0-4	0.0%	3-15	20.0%	Rebounds			
FT %:		3-4	75.0%	0-0	0.0%	2-3	66.7%	3-4	75.0%	8-11	72.7%	2			

NAVY 35 • 8-10, 3-5 PL

##	Player	Total		3-Ptr	Rebounds			PF	TP	A TO Blk Stl					Min
		FG-FGA	FG-FGA		Off	Def	Tot								
10	Jaunich, Laurel	f	1-2	1-1	0-0	1	3	4	0	3	2	2	0	3	29
00	Taylor, Morgan	g	1-6	0-2	1-2	4	4	8	3	3	1	2	0	2	24
01	Green, Kolbi	g	2-9	2-7	0-0	1	0	1	2	6	1	2	0	1	24
02	Coleman, Jennifer	g	4-18	0-4	2-7	2	5	7	3	10	3	5	0	4	35
15	Roach, Bianca	g	0-3	0-0	0-0	2	0	2	0	0	0	1	0	0	11
03	Hannibal, Cayla		0-3	0-3	0-0	0	1	1	1	0	1	0	0	1	16
12	Swanda, Sierra		0-1	0-0	2-2	1	2	3	2	2	0	1	0	1	9
13	Gatzounas, Sophie		0-2	0-1	0-0	0	1	1	1	0	0	0	0	0	6
21	Bishop, Jasmine		2-6	0-0	0-0	1	1	2	1	4	0	3	0	0	21
22	Duffy, Cailin		3-5	1-2	0-0	0	0	0	0	7	0	0	0	0	10
55	Ulasiewicz, Mary Kate		0-1	0-0	0-0	1	0	1	1	0	1	1	0	0	15
Team					5	3	8			2					
Totals			13-56	4-20	5-11	18	20	38	14	35	9	19	0	12	200
1st - FG %:		3-17	17.6%	2nd: 3-12	25.0%	3rd: 1-11	9.1%	4th: 6-16	37.5%	Game: 13-56	23.2%	Deadball			
3FG %:		1-3	33.3%	1-6	16.7%	1-6	16.7%	1-5	20.0%	4-20	20.0%	Rebounds			
FT %:		1-2	50.0%	1-3	33.3%	1-2	50.0%	2-4	50.0%	5-11	45.5%	4			

Officials: Pastor Torres, Hillary Harwell, Kelly Callahan
Technical fouls: BOSTON-None. NAVY-None.
Attendance: 849

Score by periods	1st	2nd	3rd	4th	Total
BOSTON	5	8	21	15	49
NAVY	8	8	4	15	35

Points	In Paint	Off T/O	2nd Chance	Fast Break	Bench
BU NAVY	20	11	2	4	14
NAVY	16	8	2	2	13

Last FG - BU 4th-00:47, NAVY 4th-00:03.
Largest lead - BU by 16 4th-09:47, NAVY by 5 1st-05:08.
BU led for 21:43. NAVY led for 15:26. Game was tied for 02:51.

Score tied - 3 times.
Lead changed - 5 times.

BUCKNELL vs NAVY

01/30/19 7:05 PM at Alumni Hall, Annapolis, Md.

BUCKNELL 77 • 17-4, 8-1 PL

#	Player		Total			3-Ptr			Rebounds			PF	TP	A TO Blk Stl				Min
			FG-FGA	FG-FGA	FT-FTA	Off	Def	Tot										
40	Mack, Ellie	f	6-8	2-2	3-3	1	2	3	1	17	4	2	0	1	24			
50	Slagus, Kaitlyn	f	4-7	3-4	2-4	0	6	6	1	13	0	2	1	2	21			
02	English, Kyi	g	3-7	0-0	2-2	0	3	3	1	8	3	1	0	1	17			
20	Walker, Kate	g	3-4	0-1	0-1	0	0	0	0	2	6	0	0	0	15			
25	Kapp, Abby	g	4-7	2-5	0-1	0	5	5	0	10	3	1	1	1	18			
03	Brugler, Tessa		0-1	0-0	0-0	0	1	1	1	0	1	1	0	0	9			
04	Hayes, Gia		1-1	0-0	0-0	0	0	0	1	2	1	1	0	0	8			
11	O'Brien, Taylor		2-3	1-1	1-3	0	2	2	2	6	0	3	0	0	13			
12	Walls, Marly		1-4	0-0	0-0	0	1	4	5	1	2	1	1	0	2	18		
13	Dumiak, Rachel		0-1	0-0	0-0	0	1	1	1	0	1	1	0	2	9			
22	Mikkelsen, Maegan		2-2	1-1	0-0	0	0	0	2	5	0	1	0	1	8			
23	Johnson, Ally		1-6	0-3	0-0	0	1	1	0	2	2	2	0	0	23			
24	Ceppi, Autumn		1-2	0-0	4-4	1	2	3	2	6	2	0	0	0	17			
Team						0	6	6										
Totals			28-53	9-17	12-18	3	33	36	15	77	18	16	2	10	200			
1st - FG %: 10-17 58.8% 2nd: 6-15 40.0% 3rd: 6-12 50.0% 4th: 6-9 66.7% Game: 28-53 52.8% Deadball																		
3FG %: 2-4 50.0% 3-5 60.0% 3-6 50.0% 1-2 50.0% 9-17 52.9% Rebounds																		
FT %: 5-8 62.5% 1-1 100.0% 2-5 40.0%																		

2018-19 Box SCORES

Colgate vs NAVY

02/09/19 4:05 PM at Alumni Hall, Annapolis, Md.

Colgate 52 • 9-12, 5-6 PL

#	Player	Total		3-Ptr		Rebounds			PF	TP	A TO Blk Stl					Min
		FG-FGA	FG-FGA	FT-FTA	Off Def Tot	PF	TP	A TO Blk Stl								
00	Chandler, Mylah	f	3-9	0-2	2-4	2	4	6	1	8	3	6	0	1	25	
02	Graham, Tegan	g	2-4	0-1	0-0	0	2	2	1	4	1	1	2	0	18	
03	Ahart, Nia	g	2-4	1-3	0-0	1	3	4	2	5	4	2	1	1	25	
14	Thompson, Rachel	g	5-12	0-1	2-4	4	4	8	2	12	2	5	0	5	35	
15	Greer, Haley	g	0-2	0-2	0-0	0	1	1	1	0	0	4	0	2	14	
04	Carroll, Mackenzie		0-0	0-0	0-0	0	0	0	0	0	0	0	0	0	2	
05	Koren, Chelsey		0-0	0-0	0-0	0	1	1	0	0	0	0	0	0	10	
13	Dixon, Keelah		3-10	1-4	1-2	0	3	3	3	8	3	1	0	2	28	
21	Williams, Ava		1-3	0-0	0-0	0	2	2	1	2	0	1	0	0	14	
22	Schubiger, Abby		0-0	0-0	0-0	0	0	0	0	0	2	0	0	0	5	
31	Naessens, Alexa		0-0	0-0	1-2	0	0	0	1	1	0	1	0	0	2	
40	King, Summer		5-8	1-2	1-2	1	1	2	3	12	1	1	2	0	22	
Team					2	1	3									
Totals			21-52	3-15	7-14	10	22	32	15	52	14	24	5	11	200	
1st - FG %:		7-14	50.0%	2nd: 4-13	30.8%	3rd: 6-13	46.2%	4th: 4-12	33.3%	Game: 21-52	40.4%	Deadball				
3FG %:		1-5	20.0%	0-2	0.0%	2-4	50.0%	0-4	0.0%	3-15	20.0%	Rebounds				
FT %:		0-0	0.0%	3-6	50.0%	0-0	0.0%	4-8	50.0%	7-14	50.0%	6				

NAVY 67 • 9-12, 4-7 PL

#	Player	Total		3-Ptr		Rebounds			PF	TP	A TO Blk Stl					Min
		FG-FGA	FG-FGA	FT-FTA	Off Def Tot	PF	TP	A TO Blk Stl								
10	Jaunich, Laurel	f	1-2	0-0	0-0	2	1	3	1	2	2	2	0	1	23	
01	Green, Kolbi	g	4-10	0-6	0-0	0	0	0	0	8	3	1	0	2	34	
02	Coleman, Jennifer	g	7-14	2-4	0-0	2	9	11	2	16	5	5	0	5	35	
13	Gatzounas, Sophie	g	4-8	0-1	2-4	1	1	2	5	10	1	3	0	3	28	
15	Roach, Bianca	g	4-13	0-4	3-4	1	4	5	1	11	1	2	0	1	34	
00	Taylor, Morgan		3-4	0-0	6-8	2	2	4	3	12	1	2	0	2	20	
03	Hannibal, Cayla		3-6	2-5	0-0	0	0	0	0	8	1	1	0	0	13	
12	Swanda, Sierra		0-0	0-0	0-0	0	1	1	0	0	0	0	1	1	7	
21	Bishop, Jasmine		0-0	0-0	0-0	1	2	3	2	0	3	2	0	0	16	
Team					2	2	4									
Totals			26-57	4-20	11-16	11	22	33	14	67	17	18	1	15	200	
1st - FG %:		6-19	31.6%	2nd: 8-12	66.7%	3rd: 7-15	46.7%	4th: 5-11	45.5%	Game: 26-57	45.6%	Deadball				
3FG %:		1-7	14.3%	3-5	60.0%	0-5	0.0%	0-3	0.0%	4-20	20.0%	Rebounds				
FT %:		3-4	75.0%	3-4	75.0%	0-0	0.0%	5-8	62.5%	11-16	68.8%	3				

Officials: Kevin Sparrock, Lori Deutsch, Taacha Brown-Drummond
Technical fouls: Colgate-None. NAVY-None.
Attendance: 609

Score by periods	1st	2nd	3rd	4th	Total
Colgate	15	11	14	12	52
NAVY	16	22	14	15	67

Last FG - COLGATE 4th-05:36, NAVY 4th-02:23.
Largest lead - COLGATE by 6 1st-02:39, NAVY by 16 3rd-08:56.
COLGATE led for 05:33. NAVY led for 30:42. Game was tied for 03:45.

Score tied - 4 times.
Lead changed - 4 times.

Army vs NAVY

02/16/19 12:05 PM at Alumni Hall, Annapolis, Md.

Army 60 • 10-14, 5-8 PL

#	Player	Total		3-Ptr		Rebounds			PF	TP	A TO Blk Stl					Min
		FG-FGA	FG-FGA	FT-FTA	Off Def Tot	PF	TP	A TO Blk Stl								
15	Murray, Kate	f	4-13	2-4	3-4	3	4	7	1	13	0	2	0	3	37	
41	Hovren, Madison	f	6-13	0-0	5-9	4	7	11	3	17	0	4	0	2	32	
02	Yancey, Morgan	g	0-1	0-1	2-2	0	0	0	3	2	1	0	0	0	11	
03	Lewis, Jess	g	3-8	2-5	4-6	0	3	3	0	12	7	2	0	0	38	
31	Fallon, Alisa	g	2-4	0-1	4-4	4	3	7	4	8	3	0	0	1	28	
00	White, Gabby		0-1	0-0	0-0	0	0	0	0	0	0	0	0	0	4	
10	Bohn, Sarah		2-9	2-5	2-2	0	2	2	1	8	3	2	0	2	37	
13	Scamman, Lindsey		0-0	0-0	0-0	0	0	0	0	0	0	0	0	0	7	
25	Rawls, Jessica		0-0	0-0	0-0	0	0	0	2	0	0	0	0	0	6	
Team					3	3	6				2					
Totals			17-49	6-16	20-27	14	22	36	14	60	13	13	0	8	200	
1st - FG %:		3-9	33.3%	2nd: 3-13	23.1%	3rd: 6-15	40.0%	4th: 5-12	41.7%	Game: 17-49	34.7%	Deadball				
3FG %:		1-4	25.0%	0-3	0.0%	2-5	40.0%	3-4	75.0%	6-16	37.5%	Rebounds				
FT %:		7-10	70.0%	0-0	0.0%	7-9	77.8%	6-8	75.0%	20-27	74.1%	3				

NAVY 48 • 9-14, 4-9 PL

#	Player	Total		3-Ptr		Rebounds			PF	TP	A TO Blk Stl					Min
		FG-FGA	FG-FGA	FT-FTA	Off Def Tot	PF	TP	A TO Blk Stl								
10	Jaunich, Laurel	f	2-4	0-1	0-0	0	2	2	5	4	1	1	0	1	24	
00	Taylor, Morgan	g	1-5	0-2	0-0	3	3	6	4	2	2	4	0	1	30	
02	Coleman, Jennifer	g	6-14	1-4	1-4	1	7	8	3	14	6	6	0	1	35	
13	Gatzounas, Sophie	g	2-3	0-0	0-0	1	1	2	3	4	0	2	0	1	22	
15	Roach, Bianca	g	4-11	2-5	0-0	2	2	4	2	10	1	2	0	3	26	
01	Green, Kolbi		3-9	2-7	2-2	1	0	1	2	10	3	2	0	1	25	
03	Hannibal, Cayla		0-3	0-3	0-0	0	0	0	0	0	0	2	0	0	5	
12	Swanda, Sierra		2-2	0-0	0-0	2	2	4	5	4	0	1	0	0	19	
21	Bishop, Jasmine		0-0	0-0	0-0	0	1	1	0	0	0	1	1	0	14	
Team					1	4	5									
Totals			20-51	5-22	3-6	11	22	33	24	48	13	21	1	8	200	
1st - FG %:		5-18	27.8%	2nd: 6-11	54.5%	3rd: 5-10	50.0%	4th: 4-12	33.3%	Game: 20-51	39.2%	Deadball				
3FG %:		1-5	20.0%	1-4	25.0%	1-4	25.0%	2-9	22.2%	5-22	22.7%	Rebounds				
FT %:		2-3	66.7%	0-0	0.0%	1-3	33.3%	0-0	0.0%	3-6	50.0%	1				

Officials: Kenneth Kelly, Natasha Camy, Kevin Farlow
Technical fouls: Army-None. NAVY-None.
Attendance: 5548

Score by periods	1st	2nd	3rd	4th	Total
Army	14	6	21	19	60
NAVY	13	13	12	10	48

Last FG - ARMY 4th-01:47, NAVY 4th-00:16.
Largest lead - ARMY by 14 4th-00:28, NAVY by 12 2nd-04:03.
ARMY led for 15:44. NAVY led for 20:11. Game was tied for 04:05.

Score tied - 6 times.
Lead changed - 8 times.

NAVY vs Holy Cross

2/13/19 5:05 p.m. at Hart Center (Worcester, Mass.)

NAVY 44 • 9-13, 4-8

#	Player		Total			3-Ptr			Rebounds			PF	TP	A TO Blk Stl				Min
			FG-FGA	FG-FGA	FT-FTA	Off	Def	Tot	PF	TP	A			TO	Blk	Stl		
10	Jaunich, Laurel	f	3-9	0-3	0-0	0	3	3	2	6	0	1	1	0	32			
13	Gatzounas, Sophie	f	2-6	0-1	2-2	1	0	1	1	6	0	2	0	1	24			
01	Green, Kolbi	g	1-6	1-3	0-0	1	1	2	1	3	1	1	0	1	16			
02	Coleman, Jennifer	g	6-14	1-2	1-2	3	13	16	4	14	2	5	0	2	36			
15	Roach, Bianca	g	2-9	0-3	0-2	1	3	4	1	4	1	1	0	2	36			
00	Taylor, Morgan		3-9	1-3	0-0	3	2	5	2	7	0	2	0	1	21			
03	Hannibal, Cayla		0-0	0-0	0-0	0	1	1	1	0	0	1	0	0	10			
12	Swanda, Sierra		1-2	0-0	0-2	0	1	1	3	2	0	2	1	1	17			
21	Bishop, Jasmine		1-2	0-0	0-0	1	1	2	0	2	0	1	0	0	8			
Team						1	2	3										
Totals				19-57	3-15	3-8	11	27	38	15	44	4	16	2	8	200		
1st - FG %:			5-20	25.0%	2nd: 6-11	54.5%	3rd: 4-14	28.6%	4th: 4-12	33.3%	Game: 19-57	33.3%	Deadball					
3FG %:			1-6	16.7%	2-4	50.0%	0-2	0.0%	0-3	0.0%	3-15	20.0%	Rebounds					
FT %:			2-2	100.0%	0-2	0.0%	0-2	0.0%	1-2	50.0%	8-38	37.5%	3					

2018-19 Box SCORES

NAVY vs BOSTON
2/23/19 2 p.m. at Boston, Mass. (Case Gym "The Roof")

NAVY 55 • 10-15, 5-10 PL

#	Player	Total		3-Ptr	Rebounds			PF	TP	A	TO	Blk	Stl	Min
		FG-FGA	FG-FGA	FT-FTA	Off	Def	Tot							
13	Gatzounas, Sophie	f	5-9	1-3	2-2	1	2	3	4	13	1	0	0	32
21	Bishop, Jasmine	f	3-9	0-0	0-0	0	5	5	3	6	1	1	0	27
01	Green, Kolbi	g	6-14	4-9	4-7	1	2	3	1	20	2	4	0	39
02	Coleman, Jennifer	g	3-12	0-0	1-2	4	4	8	3	7	5	6	0	32
15	Roach, Bianca	g	3-5	0-2	0-0	0	0	0	1	6	2	1	0	33
00	Taylor, Morgan		0-1	0-1	0-0	0	0	0	0	0	0	2	0	6
12	Swanda, Sierra		0-2	0-0	0-0	1	0	1	0	0	0	0	0	3
14	Langford, Darryl		1-1	1-1	0-0	0	0	0	1	3	0	1	0	0
55	Ulasewicz, Mary Kate		0-0	0-0	0-0	0	1	1	0	0	1	1	0	0
	Team					0	4	4			1			
	Totals		21-53	6-16	7-11	7	18	25	13	55	12	17	0	10

1st - FG %: 8-14 57.1% 2nd: 3-11 27.3% 3rd: 6-17 35.3% 4th: 4-11 36.4% Game: 21-53 39.6% Deadball
3FG %: 3-6 50.0% 0-2 0.0% 1-3 33.3% 2-5 40.0% 6-16 37.5% Rebounds
FT %: 0-0 0.0% 2-2 100.0% 3-6 50.0% 2-3 66.7% 7-11 63.6% 3

BOSTON 66 • 13-12, 9-6 PL

#	Player		Total		3-Ptr	Rebounds			PF	TP	A	TO	Blk	Stl	Min
			FG-FGA	FG-FGA	FT-FTA	Off	Def	Tot							
03	Thompson, Naiyah	f	3-10	0-0	2-2	3	4	7	2	8	1	5	1	2	27
20	Irving, Nia		4-7	0-0	3-3	4	6	10	2	11	2	5	1	1	34
02	Nelson, Katie	g	2-8	0-5	2-2	1	3	4	2	6	6	6	0	1	40
04	Hauck, Payton	g	9-15	3-3	1-2	1	2	3	0	22	4	4	0	4	37
21	Spearman, Lauren	g	4-9	3-7	0-0	0	1	1	4	11	4	2	0	3	39
23	Pressley, Tenisha		0-0	0-0	0-0	0	0	0	0	0	0	0	0	0	1
25	Childs, Riley		4-6	0-0	0-0	1	8	9	3	8	1	2	0	0	21
30	Edgehill, Vanessa		0-0	0-0	0-0	0	0	0	0	0	0	0	0	0	1
	Team					2	2	4							
	Totals		26-55	6-15	8-9	12	26	38	13	66	18	24	2	11	200

1st - FG %: 6-12 50.0% 2nd: 5-11 45.5% 3rd: 7-13 53.8% 4th: 8-19 42.1% Game: 26-55 47.3% Deadball
3FG %: 3-6 50.0% 1-3 33.3% 2-4 50.0% 0-2 0.0% 6-15 40.0% Rebounds
FT %: 1-2 50.0% 4-4 100.0% 0-0 0.0% 3-3 100.0% 8-9 88.9% 0

Officials: Shawn Goode, Corey Pothier, Fidel Gonzalez
Technical fouls: NAVY-None. BOSTON-None.
Attendance: 1054

Score by periods	1st	2nd	3rd	4th	Total
NAVY	19	8	16	12	55
BOSTON	16	15	16	19	66

	In	Off	2nd	Fast
Points	Paint	T/O	Chance	Break
NAVY	26	23	5	4
BU	32	14	11	2

Last FG - NAVY 4th-00:30, BU 4th-01:47.
Largest lead - NAVY by 5 1st-08:24, BU by 12 4th-03:02.
NAVY led for 08:53. BU led for 26:21. Game was tied for 04:46.

Score tied - 6 times.
Lead changed - 3 times.

NAVY Team Game-by-Game (as of Feb 24, 2019)

All games

TEAM STATISTICS

Opponent	Date	Score		Total		3-Pointers		Free throws		Rebounds				pf	a	t/o	blk	stl	pts	avg
				fg-fga	pct	3fg-fga	pct	ft-fa	pct	off	def	tot	avg							
CATHOLIC	11/07/18	81-36	W	26-64	.406	12-34	.353	17-24	.708	21	27	48	48.0	20	21	19	6	17	81	81.0
MARIST	11/11/18	48-72	L	18-69	.261	3-18	.167	9-16	.563	16	22	38	43.0	19	8	13	0	12	48	64.5
at Norfolk State	11/18/18	58-65	L	22-55	.400	2-21	.095	12-24	.500	15	12	27	37.7	25	8	24	3	16	58	62.3
PENN	11/24/18	61-65	L	22-65	.338	7-22	.318	10-15	.667	19	25	44	39.2	24	11	16	1	9	61	62.0
NCAT	11/25/18	72-49	W	27-62	.435	7-18	.389	11-15	.733	13	31	44	40.2	22	16	24	1	17	72	64.0
at Rider	12/02/18	66-60	W	27-67	.403	2-12	.167	10-20	.500	16	30	46	41.2	14	9	18	0	14	66	64.3
at Air Force	12/7/18	54-47	W	23-65	.354	0-7	.000	8-14	.571	14	25	39	40.9	17	5	16	1	13	54	62.9
at Colorado	12/09/18	43-59	L	14-60	.233	4-19	.211	11-20	.550	24	18	42	41.0	17	8	17	1	8	43	60.4
at Monmouth	12/19/18	67-68	L	23-66	.348	6-21	.286	15-17	.882	21	14	35	40.3	12	15	16	1	9	67	61.1
SAINT JOSEPH'S	12/31/18	49-48	W	16-48	.333	3-13	.231	14-19	.737	14	25	39	40.2	16	10	17	3	11	49	59.9
at Loyola	01/03/19	58-46	W	23-54	.426	6-13	.462	6-9	.667	12	32	44	40.5	13	13	22	3	6	58	59.7
LEHIGH	01/06/19	38-56	L	15-60	.250	4-17	.235	4-7	.571	10	25	35	40.1	18	9	17	4	10	38	57.9
AMERICAN	01/09/19	45-58	L	20-57	.351	4-21	.190	1-3	.333	11	23	34	39.6	15	9	15	3	11	45	56.9
at Colgate	01/12/19	62-49	W	22-71	.310	2-16	.125	16-22	.727	24	26	50	40.4	6	14	13	3	13	62	57.3
HOLY CROSS	01/16/19	54-47	W	19-63	.302	6-21	.286	10-10	1.000	18	25	43	40.5	19	10	13	5	9	54	57.1
at Army	01/19/19	52-55	L	19-57	.333	7-26	.269	7-12	.583	15	20	35	40.2	18	12	16	2	10	52	56.8
at Lafayette	01/23/19	42-55	L	14-54	.259	5-23	.217	9-13	.692	13	16	29	39.5	16	5	12	0	9	42	55.9
BOSTON	01/26/19	35-49	L	13-56	.232	4-20	.200	5-11	.455	18	20	38	39.4	14	9	19	0	12	35	54.7
BUCKNELL	01/30/19	43-77	L	13-61	.213	5-21	.238	12-19	.632	17	26	43	39.6	17	9	21	1	9	43	54.1
at Lehigh	02/02/19	55-66	L	23-66	.348	5-24	.208	4-9	.444	13	20	33	39.3	18	11	11	2	7	55	54.2
COLGATE	02/09/19	67-52	W	26-57	.456	4-20	.200	11-16	.688	11	22	33	39.0	14	17	18	1	15	67	54.8
at Holy Cross	2/13/19	44-47	L	19-57	.333	3-15	.200	3-8	.375	11	27	38	39.0	15	4	16	2	8	44	54.3
ARMY	02/16/19	48-60	L	20-51	.392	5-22	.227	3-6	.500	11	22	33	38.7	24	13	21	1	8	48	54.0
LAFAYETTE	02/20/19	65-53	W	25-60	.417	8-26	.308	7-11	.636	10	22	32	38.4	15	16	13	3	10	65	54.5
at BOSTON	2/23/19	55-66	L	21-53	.396	6-16	.375	7-11	.636	7	18	25	37.9	13	12	17	0	10	55	54.5
NAVY		1362		510-1498	.340	120-486	.247	222-351	.632	374	573	947	37.9	421	274	424	47	273	1362	54.5

NAVY Opponent Game-by-Game (as of Feb 24, 2019)

All games

OPPONENT STATISTICS

Opponent	Date	Score		Total		3-Pointers		Free throws		Rebounds				pf	a	t/o	blk	stl	pts	avg
				fg-fga	pct	3fg-fga	pct	ft-fa	pct	off	def	tot	avg							
CATHOLIC	11/07/18	81-36	W	11-48	.229	2-12	.167	12-20	.600	12	20	32	32.0	26	6	30	1	11	36	36.0
MARIST	11/11/18	48-72	L	25-59	.424	11-28	.393	11-16	.688	13	39	52	42.0	14	17	19	3	3	72	54.0
at Norfolk State	11/18/18	58-65	L	27-48	.563	2-10	.200	9-21	.429	13	22	35	39.7	20	15	28	1	10	65	57.7
PENN	11/24/18	61-65	L	24-61	.393	5-19	.263	12-19	.632	16	27	43	40.5	15	15	16	5	6	65	59.5
NCAT	11/25/18	72-49	W	17-60	.283	3-16	.188	12-22	.545	17	23	40	40.4	19	8	28	4	4	49	57.4
at Rider	12/02/18	66-60	W	22-62	.355	5-26	.192	11-14	.786	9	28	37	39.8	19	14	19	7	11	60	57.8
at Air Force	12/7/18	54-47	W	15-52	.288	3-14	.214	14-20	.700	14	30	44	40.4	16	4	24	5	10	47	56.3
at Colorado	12/09/18	43-59	L	21-51	.412	4-12	.333	13-19	.684	13	25	38	40.1	17	13	18	1	8	59	56.6
at Monmouth	12/19/18	67-68	L	24-53	.453	10-18	.556	10-12	.833	14	23	37	39.8	19	15	24	1	9	68	57.9
SAINT JOSEPH'S	12/31/18	49-48	W	16-48	.333	3-14	.214	13-21	.619	10	19	29	38.7	17	11	14	4	4	48	56.9
at Loyola	01/03/19	58-46	W	19-68	.279	5-19	.263	3-6	.500	15	20	35	38.4	11	13	11	4	11	46	55.9
LEHIGH	01/06/19	38-56	L	19-54	.352	8-23	.348	10-12	.833	11	36	47	39.1	9	14	21	1	9	56	55.9
AMERICAN	01/09/19	45-58	L	23-48	.479	7-16	.438	5-9	.556	4	27	31	38.5	13	19	15	0	8	58	56.1
at Colgate	01/12/19	62-49	W	20-57	.351	3-16	.188	6-6	1.000	11	29	40	38.6	19	12	21	11	9	49	55.6
HOLY CROSS	01/16/19	54-47	W	16-50	.320	5-17	.294	10-18	.556	13	26	39	38.6	13	7	19	5	6	47	55.0
at Army	01/19/19	52-55	L	21-51	.412	5-13	.385	8-16	.500	14	26	40	38.7	15	10	18	2	3	55	55.0
at Lafayette	01/23/19	42-55	L	22-51	.431	5-13	.385	6-9	.667	15	29	44	39.0	14	13	19	3	6	55	55.0
BOSTON	01/26/19	35-49	L	19-43	.442	3-15	.200	8-11	.727	5	27	32	38.6	14	11	21	2	4	49	54.7
BUCKNELL	01/30/19	43-77	L	28-53	.528	9-17	.529	12-18	.667	3	33	36	38.5	15	18	16	2	10	77	55.8
at Lehigh	02/02/19	55-66	L	24-53	.453	4-11	.364	14-18	.778	13	29	42	38.7	8	16	17	2	4	66	56.3
COLGATE	02/09/19	67-52	W	21-52	.404	3-15	.200	7-14	.500	10	22	32	38.3	15	14	24	5	11	52	56.1
at Holy Cross	2/13/19	44-47	L	21-53	.396	3-11	.273	2-13	.154	12	29	41	38.5	13	13	19	2	8	47	55.7
ARMY	02/16/19	48-60	L	17-49	.347	6-16	.375	20-27	.741	14	22	36	38.3	14	13	13	0	8	60	55.9
LAFAYETTE	02/20/19	65-53	W	22-54	.407	6-18	.333	3-5	.600	11	28	39	38.4	14	11	20	3	3	53	55.8
at BOSTON	2/23/19	55-66	L	26-55	.473	6-15	.400	8-9	.889	12	26	38	38.4	13	18	24	2	11	66	56.2
Opponents		1405		520-1333	.390	126-404	.312	239-375	.637	294	665	959	38.4	382	320	498	76	187	1405	56.2

Games won

RECORD:	OVERALL	HOME	AWAY	NEUTRAL
ALL GAMES	10-0	6-0	4-0	0-0
CONFERENCE	5-0	3-0	2-0	0-0
NON-CONFERENCE	5-0	3-0	2-0	0-0

##	Player	gp-gs	min	avg	Total		3-Point		F-Throw		Rebounds				pf	dq	a	to	blk	stl	pts	avg
					fg-fga	fg%	3fg-fga	3fg%	ft-fa	ft%	off	def	tot	avg								
02	Coleman, Jennifer	10-10	290	29.0	65-163	.399	9-22	.409	16-26	.615	31	75	106	10.6	21	0	39	40	1	25	155	15.5
13	Gatzounas, Sophie	10-10	261	26.1	42-83	.506	4-13	.308	16-24	.667	27	41	68	6.8	31	1	8	22	5	13	104	10.4
14	Langford, Darryl	1-0	8	8.0	3-6	.500	3-5	.600	0-0	.000	0	0	0	0.0	0	0	0	0	0	0	9	9.0
01	Green, Kolbi	10-3	189	18.9	29-82	.354	12-53	.226	14-18	.778	4	6	10	1.0	7	0	12	10	0	19	84	8.4
15	Roach, Bianca	10-10	290	29.0	22-74	.297	2-23	.087	21-30	.700	11	23	34	3.4	20	0	18	23	2	15	67	6.7
00	Taylor, Morgan	9-5	178	19.8	19-57	.333	4-12	.333	15-23	.652	17	15	32	3.6	19	0	11	12	0	12	57	6.3
55	Ulasewicz, Mary Kate	9-0	143	15.9	12-31	.387	5-11	.455	13-16	.813	4	18	22	2.4	8	0	9	16	0	7	42	4.7
10	Jaunich, Laurel	9-9	234	26.0	17-33	.515	1-2	.500	5-5	1.000	6	28	34	3.8	8	0	12	13	10	10	40	4.4
03	Hannibal, Cayla	8-1	76	9.5	8-25	.320	5-19	.263	3-4	.750	0	3	3	0.4	5	0	7	7	0	2	24	3.0
21	Bishop, Jasmine	8-2	136	17.0	9-33	.273	3-9	.333	2-4	.500	11	15	26	3.3	15	0	8	8	1	8	23	2.9
42	Hertelendy, Ciera	2-0	17	8.5	2-2	1.000	0-0	.000	1-2	.500	2	3	5	2.5	6	0	0	3	0	0	5	2.5
30	Braxton, Montana	3-0	26	8.7	1-2	.500	0-0	.000	2-6	.333	3	3	6	2.0	2	0	1	4	0	1	4	1.3
22	Duffy, Cailin	6-0	42	7.0	3-12	.250	2-10	.200	0-0	.000	1	2	3	0.5	0	0	0	4	2	2	8	1.3
12	Swanda, Sierra	9-0	105	11.7	2-8	.250	0-1	.000	2-2	1.000	10	8	18	2.0	11	0	6	6	5	11	6	0.7
33	Sheehan, Grace	1-0	5	5.0	0-0	.000	0-0	.000	0-0	.000	0	0	0	0.0	3	0	0	0	0	0	0	0.0
Team											26	25	51				5					
Total.....		10	2000		234-611	.383	50-180	.278	110-160	.688	153	265	418	41.8	156	1	131	173	26	125	628	62.8
Opponents.....		10	2000		179-551	.325	38-167	.228	91-146	.623	122	245	367	36.7	169	2	100	210	49	80	487	48.7

Score by Periods	1st	2nd	3rd	4th	Totals
NAVY	122	162	193	151	628

Games lost

RECORD:	OVERALL	HOME	AWAY	NEUTRAL
ALL GAMES	0-15	0-7	0-8	0-0
CONFERENCE	0-10	0-5	0-5	0-0
NON-CONFERENCE	0-5	0-2	0-3	0-0

##	Player	gp-gs	min	avg	Total		3-Point		F-Throw		Rebounds				pf	dq	a	to	blk	stl	pts	avg
					fg-fga	fg%	3fg-fga	3fg%	ft-fa	ft%	off	def	tot	avg								
02	Coleman, Jennifer	15-15	442	29.5	61-201	.303	10-42	.238	20-46	.435	35	69	104	6.9	43	1	36	53	4	22	152	10.1
01	Green, Kolbi	15-7	355	23.7	47-148	.318	30-96	.313	21-28	.750	8	14	22	1.5	22	0	17	35	0	25	145	9.7
13	Gatzounas, Sophie	15-12	345	23.0	36-89	.404	6-24	.250	17-22	.773	32	31	63	4.2	31	0	12	19	4	15	95	6.3
15	Roach, Bianca	15-15	431	28.7	30-109	.275	6-37	.162	21-30	.700	22	28	50	3.3	25	0	31	22	1	37	87	5.8
42	Hertelendy, Ciera	1-0	10	10.0	1-4	.250	0-0	.000	3-4	.750	4	1	5	5.0	1	0	0	0	0	0	5	5.0
00	Taylor, Morgan	14-9	293	20.9	26-100	.260	7-41	.171	9-13	.692	35	39	74	5.3	34	1	10	34	1	12	68	4.9
10	Jaunich, Laurel	14-14	344	24.6	26-66	.394	1-9	.111	7-10	.700	16	31	47	3.4	21	1	15	21	5	7	60	4.3
21	Bishop, Jasmine	13-3	255	19.6	21-65	.323	0-2	.000	4-7	.571	9	28	37	2.8	24	0	7	22	2	7	46	3.5
30	Braxton, Montana	2-0	27	13.5	3-8	.375	0-0	.000	0-0	.000	0	4	4	2.0	1	0	0	1	0	1	6	3.0
14	Langford, Darryl	2-0	9	4.5	2-8	.250	2-4	.500	0-4	.000	1	1	2	1.0	1	0	1	1	0	0	6	3.0
22	Duffy, Cailin	8-0	72	9.0	7-23	.304	4-13	.308	1-2	.500	2	7	9	1.1	7	0	1	2	0	0	19	2.4
12	Swanda, Sierra	12-0	190	15.8	6-15	.400	0-0	.000	6-19	.316	15	15	30	2.5	33	1	2	12	2	11	18	1.5
03	Hannibal, Cayla	13-0	130	10.0	6-36	.167	4-32	.125	1-4	.250	2	7	9	0.7	14	0	6	6	0	4	17	1.3
55	Ulasewicz, Mary Kate	11-0	97	8.8	4-15	.267	0-6	.000	2-2	1.000	6	10	16	1.5	8	0	5	9	2	7	10	0.9
Team											34	23	57				14					
Total.....		15	3000		276-887	.311	70-306	.229	112-191	.586	221	308	529	35.3	265	4	143	251	21	148	734	48.9
Opponents.....		15	3000		341-782	.436	88-237	.371	148-229	.646	172	420	592	39.5	213	2	220	288	27	107	918	61.2

Score by Periods	1st	2nd	3rd	4th	Totals
NAVY	182	181	176	195	734
Opponents	235	221	237	225	918

The Automated ScoreBook
NAVY Season/Career Statistics (as of Feb 24, 2019)
All games

SEASON STATISTICS

CAREER STATISTICS

SUMMARY	gp-gs	min/g	fg%	3fg%	ft%	r/g	a/g	stl	blk	pts/g	gp-gs	min/g	fg%	3fg%	ft%	r/g	a/g	stl	blk	pts/g
Coleman, Jennifer	25-25	29.3	.346	.297	.500	8.4	3.0	47	5	12.3	25-25	29.3	.346	.297	.500	8.4	3.0	47	5	12.3
Green, Kolbi	25-10	21.8	.330	.282	.761	1.3	1.2	44	0	9.2	25-10	21.8	.330	.282	.761	1.3	1.2	44	0	9.2
Gatzounas, Sophie	25-22	24.2	.453	.270	.717	5.2	0.8	28	9	8.0	55-35	20.7	.468	.329	.736	4.7	0.8	44	18	7.0
Roach, Bianca	25-25	28.8	.284	.133	.700	3.4	2.0	52	3	6.2	119-60	22.4	.312	.174	.714	2.2	1.4	156	25	4.6
Taylor, Morgan	23-14	20.5	.287	.208	.667	4.6	0.9	24	1	5.4	67-14	15.9	.389	.275	.652	3.4	0.8	66	3	5.7
Langford, Darryl	3-0	5.7	.357	.556	.000	0.7	0.3	0	0	5.0	3-0	5.7	.357	.556	.000	0.7	0.3	0	0	5.0
Jaunich, Laurel	23-23	25.1	.434	.182	.800	3.5	1.2	17	15	4.3	90-54	21.9	.477	.250	.659	3.3	0.9	47	45	4.8
Hertelendy, Ciera	3-0	9.0	.500	.000	.667	3.3	0.0	0	0	3.3	3-0	9.0	.500	.000	.667	3.3	0.0	0	0	3.3
Bishop, Jasmine	21-5	18.6	.306	.273	.545	3.0	0.7	15	3	3.3	53-5	13.8	.307	.226	.478	2.2	0.5	33	10	2.5
Ulasewicz, Mary Kate	20-0	12.0	.348	.294	.833	1.9	0.7	14	2	2.6	46-0	11.0	.414	.333	.867	1.6	0.8	30	2	2.8
Braxton, Montana	5-0	10.6	.400	.000	.333	2.0	0.2	2	0	2.0	8-0	8.3	.417	.000	.333	1.4	0.1	3	0	1.5
Hannibal, Cayla	21-1	9.8	.230	.176	.500	0.6	0.6	6	0	2.0	33-1	8.9	.212	.176	.364	0.5	0.6	11	1	1.8
Duffy, Cailin	14-0	8.1	.286	.261	.500	0.9	0.1	2	2	1.9	14-0	8.1	.286	.261	.500	0.9	0.1	2	2	1.9
Swanda, Sierra	21-0	14.0	.348	.000	.381	2.3	0.4	22	7	1.1	35-0	12.2	.351	.000	.320	2.2	0.3	28	9	1.0
Sheehan, Grace	1-0	5.0	.000	.000	.000	0.0	0.0	0	0	0.0	1-0	5.0	.000	.000	.000	0.0	0.0	0	0	0.0

SCORING	fg-fga	fg%	3fg-fga	3fg%	ft-fa	ft%	pts	pts/g	fg-fga	fg%	3fg-fga	3fg%	ft-fa	ft%	pts	pts/g
Coleman, Jennifer	126-364	.346	19-64	.297	36-72	.500	307	12.3	126-364	.346	19-64	.297	36-72	.500	307	12.3
Green, Kolbi	76-230	.330	42-149	.282	35-46	.761	229	9.2	76-230	.330	42-149	.282	35-46	.761	229	9.2
Gatzounas, Sophie	78-172	.453	10-37	.270	33-46	.717	199	8.0	146-312	.468	27-82	.329	67-91	.736	386	7.0
Roach, Bianca	52-183	.284	8-60	.133	42-60	.700	154	6.2	191-613	.312	26-149	.174	145-203	.714	553	4.6
Taylor, Morgan	45-157	.287	11-53	.208	24-36	.667	125	5.4	147-378	.389	30-109	.275	60-92	.652	384	5.7
Langford, Darryl	5-14	.357	5-9	.556	0-4	.000	15	5.0	5-14	.357	5-9	.556	0-4	.000	15	5.0
Jaunich, Laurel	43-99	.434	2-11	.182	12-15	.800	100	4.3	201-421	.477	7-28	.250	27-41	.659	436	4.8
Hertelendy, Ciera	3-6	.500	0-0	.000	4-6	.667	10	3.3	3-6	.500	0-0	.000	4-6	.667	10	3.3
Bishop, Jasmine	30-98	.306	3-11	.273	6-11	.545	69	3.3	58-189	.307	7-31	.226	11-23	.478	134	2.5
Ulasewicz, Mary Kate	16-46	.348	5-17	.294	15-18	.833	52	2.6	46-111	.414	12-36	.333	26-30	.867	130	2.8
Braxton, Montana	4-10	.400	0-0	.000	2-6	.333	10	2.0	5-12	.417	0-0	.000	2-6	.333	12	1.5
Hannibal, Cayla	14-61	.230	9-51	.176	4-8	.500	41	2.0	21-99	.212	13-74	.176	4-11	.364	59	1.8
Duffy, Cailin	10-35	.286	6-23	.261	1-2	.500	27	1.9	10-35	.286	6-23	.261	1-2	.500	27	1.9
Swanda, Sierra	8-23	.348	0-1	.000	8-21	.381	24	1.1	13-37	.351	0-1	.000	8-25	.320	34	1.0
Sheehan, Grace	0-0	.000	0-0	.000	0-0	.000	0	0.0	0-0	.000	0-0	.000	0-0	.000	0	0.0

TOTALS	o-reb	d-reb	t-reb	pf	fo	ast	to	a/to	o-reb	d-reb	t-reb	pf	fo	ast	to	a/to
Coleman, Jennifer	66	144	210	64	1	75	93	0.8	66	144	210	64	1	75	93	0.8
Green, Kolbi	12	20	32	29	0	29	45	0.6	12	20	32	29	0	29	45	0.6
Gatzounas, Sophie	59	72	131	62	1	20	41	0.5	101	157	258	104	2	43	75	0.6
Roach, Bianca	33	51	84	45	0	49	45	1.1	109	149	258	190	1	162	176	0.9
Taylor, Morgan	52	54	106	53	1	21	46	0.5	79	147	226	119	1	55	91	0.6
Langford, Darryl	1	1	2	1	0	1	1	1.0	1	1	2	1	0	1	1	1.0
Jaunich, Laurel	22	59	81	29	1	27	34	0.8	104	197	301	104	1	82	88	0.9
Hertelendy, Ciera	6	4	10	7	0	0	3	0.0	6	4	10	7	0	0	3	0.0
Bishop, Jasmine	20	43	63	39	0	15	30	0.5	45	70	115	71	0	27	58	0.5
Ulasewicz, Mary Kate	10	28	38	16	0	14	25	0.6	21	54	75	33	0	35	47	0.7
Braxton, Montana	3	7	10	3	0	1	5	0.2	3	8	11	6	0	1	6	0.2
Hannibal, Cayla	2	10	12	19	0	13	13	1.0	3	15	18	23	0	19	23	0.8
Duffy, Cailin	3	9	12	7	0	1	6	0.2	3	9	12	7	0	1	6	0.2
Swanda, Sierra	25	23	48	44	1	8	18	0.4	40	36	76	66	1	10	25	0.4
Sheehan, Grace	0	0	0	3	0	0	0	0.0	0	0	0	3	0	0	0	0.0

The Automated ScoreBook
NAVY Combined Team Statistics (as of Feb 24, 2019)
Conference games only

RECORD:	OVERALL	HOME	AWAY	NEUTRAL
ALL GAMES	5-10	3-5	2-5	0-0
CONFERENCE	5-10	3-5	2-5	0-0
NON-CONFERENCE	0-0	0-0	0-0	0-0

#	Player	gp-gs	min	avg	Total		3-Point		F-Throw		Rebounds								a	to	blk	stl	pts	avg
					fg-fga	fg%	3fg-fga	3fg%	ft-fa	ft%	off	def	tot	avg	pf	dq								
02	Coleman, Jennifer	15-15	463	30.9	74-212	.349	15-41	.366	15-34	.441	40	101	141	9.4	38	0	47	61	2	27	178	11.9		
01	Green, Kolbi	15-10	379	25.3	52-163	.319	28-106	.264	17-24	.708	8	16	24	1.6	17	0	21	29	0	27	149	9.9		
15	Roach, Bianca	15-15	451	30.1	33-117	.282	5-38	.132	23-32	.719	18	37	55	3.7	27	0	27	28	1	34	94	6.3		
14	Langford, Darryl	2-0	10	5.0	4-7	.571	4-6	.667	0-0	.000	0	0	0	0.0	1	0	0	1	0	0	12	6.0		
13	Gatzounas, Sophie	15-12	315	21.0	34-87	.391	2-17	.118	19-23	.826	28	31	59	3.9	32	1	11	23	7	8	89	5.9		
10	Jaunich, Laurel	13-13	334	25.7	26-56	.464	2-10	.200	8-10	.800	11	30	41	3.2	22	1	12	17	10	11	62	4.8		
00	Taylor, Morgan	14-5	256	18.3	20-69	.290	5-21	.238	8-14	.571	23	27	50	3.6	31	1	12	24	0	12	53	3.8		
21	Bishop, Jasmine	12-5	241	20.1	18-58	.310	0-6	.000	2-5	.400	11	25	36	3.0	20	0	13	17	2	5	38	3.2		
55	Ulasewicz, Mary Kate	10-0	105	10.5	6-21	.286	3-10	.300	7-8	.875	7	9	16	1.6	4	0	7	12	2	3	22	2.2		
22	Duffy, Cailin	11-0	93	8.5	9-27	.333	5-17	.294	1-2	.500	2	9	11	1.0	7	0	1	4	2	1	24	2.2		
30	Braxton, Montana	3-0	34	11.3	3-8	.375	0-0	.000	0-0	.000	0	5	5	1.7	1	0	0	2	0	1	6	2.0		
03	Hannibal, Cayla	12-0	121	10.1	7-35	.200	5-29	.172	1-4	.250	2	8	10	0.8	9	0	6	7	0	2	20	1.7		
12	Swanda, Sierra	14-0	198	14.1	6-17	.353	0-0	.000	4-11	.364	16	13	29	2.1	26	1	6	9	4	16	16	1.1		
Team											35	33	68				10							
Total.....		15	3000		292-877	.333	74-301	.246	105-167	.629	201	344	545	36.3	235	4	163	244	30	147	763	50.9		
Opponents.....		15	3000		318-791	.402	78-235	.332	122-191	.639	163	409	572	38.1	200	1	202	278	44	111	836	55.7		

TEAM STATISTICS	NAVY	OPP	Date	Opponent	Score	Att.
SCORING	763	836	*	01/03/19 at Loyola	w 58-46	216
Points per game	50.9	55.7	*	01/06/19 LEHIGH	L 38-56	1236
Scoring margin	-4.9	-	*	01/09/19 AMERICAN	L 45-58	409
FIELD GOALS-ATT	292-877	318-791	*	01/12/19 at Colgate	w 62-49	224
Field goal pct	.333	.402	*	01/16/19 HOLY CROSS	w 54-47	1106
3 POINT FG-ATT	74-301	78-235	*	01/19/19 at Army	L 52-55	5013
3-point FG pct	.246	.332	*	01/23/19 at Lafayette	L 42-55	973
3-pt FG made per game	4.9	5.2	*	01/26/19 BOSTON	L 35-49	849
FREE THROWS-ATT	105-167	122-191	*	01/30/19 BUCKNELL	L 43-77	1072
Free throw pct	.629	.639	*	02/02/19 at Lehigh	L 55-66	620
F-Throws made per game	7.0	8.1	*	02/09/19 COLGATE	w 67-52	609
REBOUNDS	545	572	*	2/13/19 at Holy Cross	L 44-47	769
Rebounds per game	36.3	38.1	*	02/16/19 ARMY	L 48-60	5548
Rebounding margin	-1.8	-	*	02/20/19 LAFAYETTE	w 65-53	1065
ASSISTS	163	202	*	2/23/19 at BOSTON	L 55-66	1054
Assists per game	10.9	13.5	* = Conference game			
TURNOVERS	244	278				
Turnovers per game	16.3	18.5				
Turnover margin	+2.3	-				
Assist/turnover ratio	0.7	0.7				
STEALS	147	111				
Steals per game	9.8	7.4				
BLOCKS	30	44				
Blocks per game	2.0	2.9				
ATTENDANCE	11894	8869				
Home games-Avg/Game	8-1487	7-1267				
Neutral site-Avg/Game	-	0-0				

Score by Periods	1st	2nd	3rd	4th	Totals
NAVY	203	190	196	174	763
Opponents	222	187	219	208	836

The Automated ScoreBook
NAVY Combined Team Statistics (as of Feb 24, 2019)
All games

RECORD:	OVERALL	HOME	AWAY	NEUTRAL
ALL GAMES	10-15	6-7	4-8	0-0
CONFERENCE	5-10	3-5	2-5	0-0
NON-CONFERENCE	5-5	3-2	2-3	0-0

#	Player	gp-gs	min	avg	Total	3-Point	F-Throw	Rebounds		pf	dq	a	to	blk	stl	pts	avg
					fg-fga	fg%	3fg-fga	3fg%	ft-fa	ft%	off	def	tot	avg			
02	Coleman, Jennifer	25-25	732	29.3	126-364	.346	19-64	.297	36-72	.500	66	144	210	8.4	64	1	75
01	Green, Kolbi	25-10	544	21.8	76-230	.330	42-149	.282	35-46	.761	12	20	32	1.3	29	0	29
13	Gatzounas, Sophie	25-22	606	24.2	78-172	.453	10-37	.270	33-46	.717	59	72	131	5.2	62	1	20
15	Roach, Bianca	25-25	721	28.8	52-183	.284	8-60	.133	42-60	.700	33	51	84	3.4	45	0	49
00	Taylor, Morgan	23-14	471	20.5	45-157	.287	11-53	.208	24-36	.667	52	54	106	4.6	53	1	21
14	Langford, Darryl	3-0	17	5.7	5-14	.357	5-9	.556	0-4	.000	1	1	2	0.7	1	0	1
10	Jaunich, Laurel	23-23	578	25.1	43-99	.434	2-11	.182	12-15	.800	22	59	81	3.5	29	1	27
42	Hertelendy, Ciera	3-0	27	9.0	3-6	.500	0-0	.000	4-6	.667	6	4	10	3.3	7	0	0
21	Bishop, Jasmine	21-5	391	18.6	30-98	.306	3-11	.273	6-11	.545	20	43	63	3.0	39	0	15
55	Ulasewicz, Mary Kate	20-0	240	12.0	16-46	.348	5-17	.294	15-18	.833	10	28	38	1.9	16	0	14
30	Braxton, Montana	5-0	53	10.6	4-10	.400	0-0	.000	2-6	.333	3	7	10	2.0	3	0	1
03	Hannibal, Cayla	21-1	206	9.8	14-61	.230	9-51	.176	4-8	.500	2	10	12	0.6	19	0	13
22	Duffy, Caillin	14-0	114	8.1	10-35	.286	6-23	.261	1-2	.500	3	9	12	0.9	7	0	1
12	Swanda, Sierra	21-0	295	14.0	8-23	.348	0-1	.000	8-21	.381	25	23	48	2.3	44	1	8
33	Sheehan, Grace	1-0	5	5.0	0-0	.000	0-0	.000	0-0	.000	0	0	0	0.0	3	0	0
Team											60	48	108			19	
Total.....		25	5000		510-1498	.340	120-486	.247	222-351	.632	374	573	947	37.9	421	5	274
Opponents.....		25	5000		520-1333	.390	126-404	.312	239-375	.637	294	665	959	38.4	382	4	320

TEAM STATISTICS	NAVY	OPP	Date	Opponent	Score	Att.
SCORING	1362	1405	11/07/18	CATHOLIC	w 81-36	447
Points per game	54.5	56.2	11/11/18	MARIST	L 48-72	439
Scoring margin	-1.7	-	11/18/18	at Norfolk State	L 58-65	874
FIELD GOALS-ATT	510-1498	520-1333	11/24/18	PENN	L 61-65	414
Field goal pct	.340	.390	11/25/18	NCAT	w 72-49	368
3 POINT FG-ATT	120-486	126-404	12/02/18	at Rider	w 66-60	712
3-point FG pct	.247	.312	12/7/18	at Air Force	w 54-47	1013
3-pt FG made per game	4.8	5.0	12/09/18	at Colorado	L 43-59	1668
FREE THROWS-ATT	222-351	239-375	12/19/18	at Monmouth	L 67-68	253
Free throw pct	.632	.637	12/31/18	SAINT JOSEPH'S	w 49-48	358
F-Throws made per game	8.9	9.6	* 01/03/19	at Loyola	w 58-46	216
REBOUNDS	947	959	* 01/06/19	LEHIGH	L 38-56	1236
Rebounds per game	37.9	38.4	* 01/09/19	AMERICAN	L 45-58	409
Rebounding margin	-0.5	-	* 01/12/19	at Colgate	w 62-49	224
ASSISTS	274	320	* 01/16/19	HOLY CROSS	w 54-47	1106
Assists per game	11.0	12.8	* 01/19/19	at Army	L 52-55	5013
TURNOVERS	424	498	* 01/23/19	at Lafayette	L 42-55	973
Turnovers per game	17.0	19.9	* 01/26/19	BOSTON	L 35-49	849
Turnover margin	+3.0	-	* 01/30/19	BUCKNELL	L 43-77	1072
Assist/turnover ratio	0.6	0.6	* 02/02/19	at Lehigh	L 55-66	620
STEALS	273	187	* 02/09/19	COLGATE	w 67-52	609
Steals per game	10.9	7.5	* 2/13/19	at Holy Cross	L 44-47	769
BLOCKS	47	76	* 02/16/19	ARMY	L 48-60	5548
Blocks per game	1.9	3.0	* 02/20/19	LAFAYETTE	w 65-53	1065
ATTENDANCE	13920	13389	* 2/23/19	at BOSTON	L 55-66	1054
Home games-Avg/Game	13-1071	12-1116				
Neutral site-Avg/Game	-	0-0				

* = Conference game

Score by Periods	1st	2nd	3rd	4th	Totals
NAVY	304	343	369	346	1362
Opponents	353	334	357	361	1405