



**2016
BASEBALL
MEDIA GUIDE**



2016 Navy Baseball Roster

No.	Name	Pos.	Cl.	B/T	Ht./Wt.	Hometown/High School	No.	Name	Pos.
1	Andrew Sauer	RHP	Fr.	R/R	6-0/185	Johns Creek, Ga./Wesleyan	45	Bartek, Andrew	RHP
2	Robert Currie	OF	Sr.	R/R	5-9/160	Atlanta, Ga./The Lovett School	7	Blue, Travis	IF
3	Rece Goodman	LHP	Fr.	R/L	6-2/195	Irvine, Calif./Mater Dei	28	Born, Stephen	OF
5	J.P. Colton	RHP	Fr.	R/R	6-1/175	Maitland, Fla./Winter Park	23	Brady, Colin	RHP
6	Jett Meenach	RHP	Jr.	R/R	6-2/200	Flower Mound, Texas/Flower Mound	38	Chinnery, Adrian	C
7	Travis Blue	IF	Jr.	R/R	5-11/160	Orange, Calif./Orange Lutheran	5	Colton, J.P.	RHP
8	Matthew Wilcox	IF	Fr.	R/R	6-2/175	Los Gatos, Calif./Los Gatos	51	Condry, Kyle	RHP
9	Kyle Stewart	1B	Fr.	R/R	6-0/205	Ladera Ranch, Calif./JSerra Catholic	29	Coughlin, George	RHP
10	Jackson Zoch	RHP	Fr.	R/R	6-1/180	San Juan Capistrano, Calif./Dana Hills	2	Currie, Robert	OF
11	Sam Sorenson	RHP	Sr.	R/R	5-11/185	Etters, Pa./Red Land	13	Deneen, Connor	OF
13	Connor Deneen	OF	Sr.	L/R	6-1/170	Tustin, Calif./Beckman	18	Garbo, Hill	LHP
14	Leland Saile	1B/OF	Jr.	R/R	6-0/200	Land O' Lakes, Fla./Jesuit	17	Gillingham, Luke	LHP
16	Nick Paglialonga	C	Jr.	R/R	6-0/190	Lake Forest, Calif./El Toro	3	Goodman, Rece	LHP
17	Luke Gillingham	LHP	Sr.	L/L	6-3/200	Coronado, Calif./Coronado	33	Hodge, Christian	C
18	Hill Garbo	LHP	Fr.	L/L	6-1/180	Madison, Miss./Southlake Carroll (TX)	42	Johnson, Adam	RHP
19	Logan Knowles	IF	So.	L/R	6-1/175	Port Orchard, Wash./South Kitsap	32	Kamhoot, Sean	OF
20	Noah Song	RHP	Fr.	R/R	6-4/195	Claremont, Calif./Claremont	19	Knowles, Logan	IF
21	Liam Lowery	OF	Fr.	L/R	6-1/205	Williamsburg, Va./Jamestown	26	Koscho, Scott	OF/C
22	Shane Peisker	IF/OF	Fr.	L/R	5-10/185	Highland, Ind./St. Rita (IL)	37	Lowe, Ben	IF
23	Colin Brady	RHP	So.	R/R	6-4/195	Seneca, S.C./Pendleton	21	Lowery, Liam	OF
24	Ben McGrath	1B	So.	S/L	6-0/185	Palm Beach Gardens, Fla./Oxbridge Academy	55	Lowry, Andrew	OF
26	Scott Koscho	OF/C	Fr.	R/R	5-11/190	Trafford, Pa./Penn Trafford	24	McGrath, Ben	1B
27	Colby Sciarilla	RHP	Jr.	R/R	6-0/180	Vidor, Texas/Vidor	6	Meenach, Jett	RHP
28	Stephen Born	OF	So.	L/R	5-10/175	Strafford, Pa./Conestoga	16	Paglialonga, Nick	C
29	George Coughlin	RHP	Jr.	R/R	6-0/176	Arvada, Colo./Lakewood	22	Peisker, Shane	IF/OF
30	Hayden Spalding	IF	So.	R/R	6-1/170	Franklin, Va./Southampton	14	Saile, Leland	1B/OF
31	Sean Trent	OF	Sr.	R/R	6-1/185	Sorrento, Fla./Bishop Moore/SCF-Manatee	1	Sauer, Andrew	RHP
32	Sean Kamhoot	OF	So.	R/R	6-2/195	Gainesville, Fla./F.W. Buchholz	27	Sciarilla, Colby	RHP
33	Christian Hodge	C	Fr.	R/R	6-0/210	Winder, Ga./Winder-Barrow	20	Song, Noah	RHP
37	Ben Lowe	IF	So.	R/R	6-0/210	Memphis, Tenn./Evangelical Christian	11	Sorenson, Sam	RHP
38	Adrian Chinnery	C	Jr.	R/R	6-0/180	Wilmington, Del./John Dickinson	30	Spalding, Hayden	IF
42	Adam Johnson	RHP	Jr.	R/R	6-0/175	Brentwood, Tenn./Brentwood	9	Stewart, Kyle	1B
45	Andrew Bartek	RHP	Sr.	R/R	6-2/215	Jefferson, Ga./Jefferson	31	Trent, Sean	OF
51	Kyle Condry	RHP	Jr.	R/R	6-2/195	Highland Village, Texas/FM Marcus	8	Wilcox, Matthew	IF
55	Andrew Lowry	OF	Fr.	R/R	6-0/185	El Cajon, Calif./Granite Hills	10	Zoch, Jackson	RHP

Coaching Staff

- 15 Paul Kostacopoulos - Head Coach (11th season, Providence '87)
- 39 Jeff Kane - Assistant Coach (Second season, Clemson '01)
- 25 Bobby Applegate - Assistant Coach (Second season, Southern Colorado '96)
- 12 Chris Constantine - Vol. Assistant Coach (First season, Winston-Salem State '13)
- Jordan Baker - Student Manager

Pronunciations

ChinneryCHIN-er-ree
CoughlinCOG-lin
KamhootCAM-hoot
Koschokah-SHOW
KostacopoulosKOST-ah-COP-ah-LUSS
Lowelow
Meenachme-NICK
Paglialongapagg-lee-uh-LONG-guh
SciarillaSHUH-rill-uh
PeiskerPIE-scur

Roster Breakdown

Seniors (6)	Juniors (9)	Sophomores (7)	Freshmen (13)
2 Robert Currie OF	6 Jett Meenach RHP	19 Logan Knowles IF	1 Andrew Sauer RHP
11 Sam Sorenson RHP	7 Travis Blue IF	23 Colin Brady RHP	3 Rece Goodman LHP
13 Conner Deneen OF	14 Leland Saile 1B/OF	24 Ben McGrath 1B	5 J.P. Colton RHP
17 Luke Gillingham LHP	16 Nick Paglialonga C	28 Stephen Born OF	8 Matthew Wilcox IF
31 Sean Trent OF	27 Colby Sciarilla RHP	30 Hayden Spalding IF	9 Kyle Stewart 1B/OF
45 Andrew Bartek RHP	29 George Coughlin RHP	32 Sean Kamhoot OF	10 Jackson Zoch RHP
	38 Adrian Chinnery C	37 Ben Lowe IF	18 Hill Garbo LHP
	42 Adam Johnson RHP		20 Noah Song RHP
	51 Kyle Condry RHP		21 Liam Lowery OF
			22 Shane Peisker IF/OF
			26 Scott Koscho OF/C
			33 Christian Hodge C
			55 Andrew Lowry OF

Coaching Staff



Paul Kostacopoulos

Head Coach | Providence (1987)

11th Year at Navy: 293-238-4 (.553)

27th Year Overall: 797-570-6 (.583)

Year-by-Year Record

Year	School	W	L	T	Pct.
1990	Providence	27	21	0	.563
1991	Providence	35	16	1	.683
1992	Providence	29	23	0	.558
1993	Providence	21	24	0	.467
1994	Providence	32	21	0	.604
1995	Providence	44	15	0	.746
1996	Providence	32	17	1	.650
Total at Providence (7 Years)		220	137	2	.616
1997	Maine	24	27	0	.471
1998	Maine	24	26	0	.480
1999	Maine	28	28	0	.500
2000	Maine	25	24	0	.510
2001	Maine	36	15	0	.706
2002	Maine	40	17	0	.702
2003	Maine	38	18	0	.679
2004	Maine	34	21	0	.618
2005	Maine	35	19	0	.648
Total at Maine (9 Years)		284	195	0	.593
2006	Navy	32	21	1	.602
2007	Navy	35	20	0	.636
2008	Navy	32	25	1	.560
2009	Navy	20	26	1	.436
2010	Navy	30	21	0	.588
2011	Navy	33	25	1	.585
2012	Navy	23	29	0	.442
2013	Navy	28	23	0	.549
2014	Navy	23	28	0	.451
2015	Navy	37	20	0	.649
at Navy (10 Years)		293	238	4	.553
Career (26 Years)		797	570	6	.583

Career Honors & Highlights

- NCAA Tournament appearances: 1992, 1995, 2002, 2005, 2011
- Patriot League Champions: 2011
- Patriot League Coach of the Year: 2011, 2015
- America East Champions: 2002, 2005
- America East Coach of the Year: 1997, 2001
- Big East Champions: 1992
- Big East Coach of the Year: 1995
- New England Coach of the Year: 1995, 2001
- ABCA Northeast Coach of the Year: 1992, 1995

history. Kostacopoulos helped guide the 2010 senior class to a total of 117 victories - the most by any class in program history. As a team in 2010, Kostacopoulos helped the Mids to top-10 marks in program history in several offensive categories, including: batting average (.314, seventh), runs (328, fifth), hits (522, third) and RBIs (298, fourth).

In 2009, despite being plagued with several preseason injuries and having the youngest team in the Patriot League, Navy still won 20 games, hit 30-plus home runs in back-to-back seasons for the first time in program history and recorded the fourth-highest strikeout total in school history.

In 2008, Kostacopoulos led the Midshipmen to the Patriot League Championship series for the first time since 2003 and capped the year with a 32-25-1 overall record and an 11-9 mark in Patriot League play. Navy hosted both the Patriot League Semifinals and Championship series and set nine team records in the process. The offense finished the year with a .304 batting average, while the pitching staff recorded a 4.77 ERA - both marks that ranked among the top 100 nationally.

During his second season in Annapolis in 2007,

In 10 seasons as head coach of the Navy baseball team, Kostacopoulos has become the program's third-winningest head coach with 293 victories in Annapolis. He trails just Joe Duff (595) and Max Bishop (306) in the all-time coaching standings.

In six of his 10 seasons, the Mids have won at least 30 games; marking the first time that the program has accomplished the feat. For those within the college baseball ranks, this type of success should not come as a surprise as it has been synonymous with Kostacopoulos throughout his career.

Kostacopoulos became the 35th-active NCAA Division I head coach to reach the 700-win plateau as he achieved the mark in 2012. Now in his 27th year as a collegiate head coach, he enters 2016 with an all-time record of 797-570-6 (.583). He has won more than 30 games 15 times during his career and boasted a winning percentage of .500 or better 20 times in his career. The Middletown, Conn., native guided the Midshipmen to three-consecutive 30-win seasons from 2006-08 - a first in program history. In fact, prior to his arrival, Navy had posted three 30-win campaigns in the program's first 109 years.

Top-Five Navy Coaches By Wins

	Years	Tenure	Overall Record
Joe Duff	32	1962-93	595-332-11 (.645)
Max Bishop	24	1938-61	306-145-8 (.675)
Paul Kostacopoulos	10	2006-pr.	293-238-4 (.551)
Bob MacDonald	7	1994-00	178-152-3 (.539)
Steve Whitmyer	5	2001-05	91-143-2 (.390)

Under his watch, Navy has had seven selections in the MLB First-Year Player Draft since 2007. Most recently, starting pitcher Stephen Moore was selected in the 10th round (No. 300 overall) by the Atlanta Braves in the 2015 draft. Moore's 10th-round selection was the highest a player from the Naval Academy has ever been taken in the MLB Draft. Prior to Moore, outfielder Alex Azor and starting

pitcher Preston Gainey were both chosen in the 2012 draft. Azor was selected by the Toronto Blue Jays in the 10th round (No. 325 overall), while Gainey was taken in the 11th round (No. 365 overall) by the Milwaukee Brewers.

The selection of Azor and Gainey marked the third time Navy had two draft picks in the same year. Pitchers Mitch Harris (13th round, St. Louis) and Oliver Drake (43rd round, Baltimore) were both selected in 2008, and prior to that in 2007, Harris (24th round, Atlanta) and catcher Jonathan Johnston (42nd round, Oakland) became the first Navy duo selected in school history.

In April of 2015, Harris became the first Naval Academy graduate since 1921 to reach the Major Leagues as he joined the St. Louis Cardinals in a bullpen role. The 2008 grad, posted a 2-1 record and 3.67 ERA in his debut season. Before Harris, Kostacopoulos had coached several players that went on to play in the professional ranks, including former MLB infielders John McDonald and Lou Merloni.

Last season in 2015, Kostacopoulos led Navy to its fifth consecutive Patriot League tournament appearance with a league-best 13-7 record and an overall mark of 37-20. Led by a pair of All-Americans in second-teamer LHP Luke Gillingham and third-teamer OF Sean Trent, the 2015 team set the program record for most victories in a season. In addition to their All-American honors, the duo plus Kostacopoulos swept the major Patriot League awards with the Player, Pitcher and Coach of the Year honors all coming home to Annapolis. Statistically, the Mids finished top-50 in 10 NCAA categories, including triples (first), shutouts (12th), ERA (21st) and winning percentage (36th). The Mids' 36 triples and 464 strikeouts by its pitchers are both school records.

In 2014, Kostacopoulos led Navy to its fourth consecutive Patriot League tournament appearance. His Class of 2014 was the first since 2003 to qualify for the league tournament in all four years. An extremely young squad with 22 sophomores or freshmen, Kostacopoulos led the Mids from an 0-4 opening Patriot League weekend to the fourth seed in the end-of-the-year tournament. Also during the 2014 campaign, Navy swept the top Patriot League Honors as Kash Manzelli '14 and Anthony Parenti '15 were named Player and Pitcher of the Year, respectively. The pair of honors were swept by Mids for the first time since 1998.

During the summer of 2014, Kostacopoulos was inducted into the Maine Baseball Hall of Fame.

In 2013, Kostacopoulos led Navy to its third consecutive Patriot League tournament appearance after finishing second in the regular season.

In 2011, he led Navy to both the Patriot League regular season and tournament championships as the Mids earned an automatic bid to the NCAA Tournament. Kostacopoulos was named Patriot League Coach of the Year and a total of six Mids were named to the All-Patriot League Teams.

The 2011 NCAA Tournament appearance was the fifth of Kostacopoulos' career as he previously guided Providence (1992, '95) and Maine (2002, '05) to the postseason. The Mids' 33 wins marked the fourth-highest total in program history, while their runs (358) and hits (530) were both good for second on Navy's all-time list.

In 2010, Kostacopoulos led Navy to its fourth 30-win season in the last five years, and seventh in academy



Coaching Staff

Kostacopoulos directed the Midshipmen to a school-record 35-win campaign and their first Patriot League Tournament appearance since 2003. Navy also smashed the program record for home wins with 22 and posted winning streaks of four games or more on four occasions. The pitching staff excelled with a 3.88 team ERA, the lowest in 12 years and 34th-best mark in the country on the year.

Inheriting a team that won only 12 games in 2005, Kostacopoulos engineered a team that went 32-21-1 in 2006, then the second-highest win total in school history and most by

Milestone Wins for Kostacopoulos			
	Date	Opponent	Score
1.	March 10, 1990	at Atlantic Christian	7-5
50.	April 14, 1991	Villanova	11-9
100.	April 13, 1993	Bentley	8-6
200.	March 26, 1996	Holy Cross	9-1
300.	March 24, 2000	at Monmouth	7-1
400.	March 9, 2003	vs. Hartford	12-2
500.	May 21, 2005	Binghamton	6-5
600.	April 29, 2008	at Delaware State	17-5
700.	April 8, 2012	at Bucknell	3-2

a first-year Navy skipper. The 20 victories over the previous season's mark ranks as the best turnaround in school history and tied for the largest win-improvement in Patriot League history. Navy's 24 victories in non-league contests also established a school record.

In 2006, Mitch Harris also became the first Navy baseball player in over a decade to earn All-America honors.

Prior to his arrival in Annapolis, Kostacopoulos coached Maine to a 284-195 (.593) mark over nine years in Orono. He led the team to a 35-19 record in 2005, as the Black Bears won the America East Championship and earned a berth in the NCAA Tournament for the second time in his tenure. At the NCAA Regional in Oxford, Miss., Maine defeated Southern Miss, 12-2, giving the school its first NCAA Tournament baseball win since 1991.

Kostacopoulos, 51, came to Maine after seven years at Providence College where he led his squads to a record of 220-137-2 (.616). In 1995, his Friars were 44-15 and won a school-record 16 Big East games. After winning the regular-season Big East Championship, the Friars finished as the tournament runner-up and received an at-large berth to the NCAA Tournament.

Providence was 29-23 in 1992 and won the Big East Tournament to advance to the NCAA South I Regional. Kostacopoulos served as an assistant at Providence for two seasons before 1990, when at age 25, he became the youngest Division I head coach in the country. He was named the American Baseball Coaches Association (ABCA) Northeast Coach of the Year in 1992 and 1995, and received both Big East and New England Coach-of-the-Year honors in 1995.

In 1997, Kostacopoulos took over a struggling Maine program and brought instant success. The Black Bears finished with a 24-27 mark, a five-win improvement over the previous season. Maine's 16-8 league record earned Kostacopoulos America East Coach-of-the-Year honors. The 2001 team turned in a 36-15 record, the fifth-highest win total in program history at the time, and finished second in the America East with a 20-8 league record. He was named America East Coach of the Year - the third time he has earned a league coach-of-the-year award. Kostacopoulos' 2002 squad finished with the first 40-win season at Maine since 1991, and only the third in school history. The Black Bears also won the school's 12th conference title and made an appearance in the NCAA Regional.

Kostacopoulos earned his bachelor's degree from Providence College in 1987, capping a four-year career as a member of the Friar baseball team. He played 139 games and batted .260. As a senior, he was both captain and defensive player of the year. He comes from a family steeped in New England baseball; his father, Peter Kostacopoulos, recorded over 400 wins in 27 seasons as head baseball coach at Wesleyan University, and his brother, Pete, head coach at the Worcester Academy, has held coaching positions at Colby College, Dartmouth College, and Wesleyan.

He is married to former Providence College basketball standout Joanie Powers, and has a daughter, Annie (15) and a son, Matthew (12).



Jeff Kane

**Assistant Coach
Clemson (2001)
Second Year at Navy**

Announced in July of 2014 as an assistant coach, Kane works with the Mids' offense and recruiting efforts. Kane joined the Navy baseball program following five seasons at Holy Cross.

As the first-year hitting coach for Navy, Kane guided the Mids to one of the most successful offensive seasons in recent history. Across the board, Navy saw marked improvement as the squad hit 23 points better, increased its run total by 98, hit total by 128, doubles by 28, triples by 20 and slugging percentage by 55 points. The team's penchant for extra-base hits came to forefront in 2015 as the Mids led the nation in triples with 36, seven more than the second-best team, Stony Brook. Navy's 83 doubles in 2015 ranked 10th all-time in team's single-season record books. Nationally, the Mids finished 85th in batting average (.284), 96th in total hits (541) and 99th in runs scored (320). That hit total sits second all-time in the team record book.

Individually, Kane aided first-year Midshipmen and junior college transfer Sean Trent record a Third-Team All-American worthy year with a stellar statline of 94 base hits, a .407 batting average, 18 doubles and 42 RBIs. Trent finished third in the nation in hits and fifth overall in batting average, while his doubles total was first in the Patriot League and RBIs second in the league. In addition to his All-American status, Trent was named the Patriot League Player of the Year. With Trent leading the way, three Midshipmen earned all-league honors in 2015: Trent (first team-OF), Adrian Chinnery (first team-C) and Robert Currie (second team-OF). Another individual highlight from Kane's first year at Navy was Connor Deneen finishing the season ranked third in the NCAA with eight triples.

Prior to joining Navy, Kane served as the associate head coach, recruiting coordinator and lead hitting instructor for Holy Cross. As a five-year member of the Crusaders' coaching staff, Kane helped produce the school's all-time hit leader, Matt Perry, all-time home run leader, Nick Ciardiello and all-time RBI leader, Eric Oxford. In addition to his success with the previously mentioned trio of all-time offensive greats, he had 17 positional players earn All-Patriot League honors during his five years. Under his tutelage, Holy Cross saw Jordan Enos named the 2013 Patriot League Player of the Year and Stephen Wadsworth receive the 2010 Patriot League Rookie of the Year award. Kane also coached two positional players, Mike Ahmed and Alex Maldonado, who signed Major League Baseball contracts in 2013.

As a team, Kane and the Crusaders were consistently near the top of the Patriot League leaderboard in a variety of offensive in categories. In 2014, Holy Cross posted the top marks in slugging percentage (.358), doubles (79), home runs (16) and total bases (517). His 2013 squad led the league in every major offensive category including batting average (.289), hits (499), runs scored (317) and home runs (22), while the 2012 Holy Cross team ranked first in the Patriot League with 24 home runs and was second in on-base percentage (.360), slugging percentage (.376), hits (475) and doubles (86). In Kane's first season as hitting coach in 2010, the Crusaders broke nine school offensive records including batting average (.319), slugging percentage (.477), at-bats (1,785), runs (367), hits (569), doubles (114), home runs (45), total bases (852) and RBIs (340).

Prior to coming to Holy Cross, Kane was the varsity baseball coach at Westford (Mass.) Academy, where the Grey Ghosts posted a 60-27 mark during his tenure from 2006-2009, for a .689 winning percentage. During the 2009 season, the Ghosts finished 17-4 and won their second straight Dual County League Large Division title. In 2008, The Grey Ghosts went 21-3 and held a No. 2 ranking in Eastern Massachusetts by the Boston Globe and a No. 12 ranking in the Northeast Region by the USA Today. They also earned the No. 1 seed in the Division 1 Eastern Massachusetts Tournament. For his achievements at Westford Academy, Kane was named the 2008 Lowell Sun Coach of the Year.

Kane was also the manager for the Lowell All-Americans of the New England Collegiate Baseball League during the summers of 2009 and 2010. Prior to his promotion to manager, he served two years as an assistant coach in Lowell under manager Ken Connerty. During his four years with the All-Americans, 15 of his players went on to be drafted.

Kane played at the collegiate level under Jack Leggett at Clemson from 1997-1999 where he was a member of three nationally ranked teams. During the 1999 season at Clemson, he appeared in 19 games for a team that came within one win of a College World Series berth. Kane was member of the 1997 Atlantic Coast Conference Honor Roll.

A native of Acton, Mass., Kane and his wife Lilly, have a son Travis and daughter Louisa. His brother Ryan played baseball at Presbyterian College and was a Cape Cod Baseball League All-Star. Ryan also was a sixth round selection of the Anaheim Angels in 1995 and had a 10-year career in professional baseball.



Bobby Applegate

**Assistant Coach
Southern Colorado (1996)
Second Year at Navy**

Bobby Applegate joined the Navy baseball staff as the team's pitching coach in August of 2014. A veteran of the collegiate baseball ranks, Applegate came to Annapolis after three seasons at UC Riverside.

In his first year as the pitching coach for the Mids, Applegate led the transformation of a solid staff to one of the best in the nation. Statistically, Navy's staff dropped its ERA 64 points from 2014 down to a 3.04 mark that ranked 21st in the NCAA. A newly-found aggressive approach in their respective attacks helped the Midshipmen hurlers strike out 464 batters and walk only 146 for a 3.18:1 strikeout to walk ratio that was ninth in the nation. The Mids' 8.4 strikeouts per nine ratio was 21st overall. Applegate's staff also ranked 11th in WHIP (1.17), 12th in shutouts (7), 21st in hits allowed per nine (7.9) and 21st in walks allowed per nine (2.66). All-time in Navy's record books, the 2015 staff is first in wins (37) and strikeouts, second in shutouts and third in strikeouts per nine.

Individually, Applegate helped Luke Gillingham transition from the team's number three starter to a Second-Team All-American that led the NCAA in hits per nine (4.75) and WHIP (0.70), in addition to ranking third in strikeouts per nine (11.99) fourth in ERA (1.19). Reliever Jeff Meenach also had a breakthrough under Applegate's tutelage as the one-time infielder became a lights-out closer that was named to the National Pitcher of the Year Watch List in late April. The first-year pitcher posted the lowest ERA amongst Patriot League bullpen arms (1.99) and was one of 10 DI relievers with seven or more wins and less than 50.0 innings pitched. Both pitchers earned All-Patriot League honors, including the Pitcher of the Year accolade for Gillingham.

Applegate's first season in Annapolis concluded with senior Stephen Moore being drafted in the 10th round by the Atlanta Braves. Moore's selection as number 300 was the highest in school history.

Prior to joining Navy, Applegate served as an assistant coach, recruiting coordinator and, for a time following the retirement of Doug Smith, the interim head coach of the UC Riverside Highlander baseball program. A three-year member of the Highlanders, Applegate led a pitching staff that saw five hurlers join the professional ranks. In this past June, Jacob Smigelski (Miami Marlins, 13th) and Zach Varela (Los Angeles Angels, 23rd) and Dylan Stuart (Atlanta Braves, FA) all were drafted or signed as a free agent after three years of tutelage under Applegate. With the addition of Trevor Frank, a 2013 eighth round draftee of the Cleveland Indians, and Eddie Orozco, a 2012 22nd round pick of the Chicago Cubs, all five hurlers also were recognized on All-Big West teams during their careers at Riverside.

Besides his mentoring of the pitching staff, Applegate was also in charge of coordinating the recruiting, scheduling and alumni relation efforts of the Highlanders' program.

Before heading west to UC Riverside in 2011, Applegate was an assistant coach at Brigham Young University for eight years. During his time with the Cougars his pitchers found both individual and group success as 16 different pitchers signed professional contracts and his staffs posted the two lowest team earned run averages in BYU's history. In a conference known for explosive offensive numbers, the Cougars' 2007 earned run average mark of 3.93 stands fifth all-time in the Mountain West Conference's record book.

In addition to his work with pitchers, Applegate was responsible for the scheduling of all games, managing the travel budget, directing the program's alumni relations and assisting with all facets of recruiting. For his work with the team, he was honored as the Assistant Coach of the Year by BYU Athletic Department in 2010.

A two-year stint as an associate scout for the Kansas City Royals from 2002 through 2003 served as a buffer for Applegate between BYU and his previous stop at the United States Air Force Academy. From 1998 until 2002, he was the pitching coach for the Falcons and guided Matt Kaercher, who became the first pitcher from the academy to sign a professional baseball contract. Applegate and his Air Force squad left its mark on the school's record book with the most wins versus D1 opposition in 2002 and the second-lowest ERA since 1983 during the 2000 season. Six Falcons earned All-Conference accolades under his tutelage.

Applegate's first collegiate coaching opportunity came in 1995 at his alma mater, the University of Southern Colorado (now known as Colorado State University-Pueblo). Between 1995 and 1997, he served as the school's pitching coach and aided the 1996 team to a fourth place finish in the NCAA Division II College World Series.

Applegate began playing collegiately at Southwestern Community College in San Diego (1991-93) before transferring to the University of Southern Colorado. He completed a distinguished career in 1995 after earning accolades as the Colorado Athletic Conference Pitcher of the Year ('95) and on the All-Mile High Intercollegiate team ('95). In recognition of his success as a player and a coach, Applegate was inducted into the USC Diamond of Fame in 1999.

After playing professionally for the Pueblo Bighorns of the Texas-Louisiana League during the summer of 1995, he returned to CSU and finished his kinesiology degree in 1996.



Chris Constantine

**Volunteer Assistant Coach
Winston-Salem State (2013)
First Year at Navy**

Constantine joined the Navy program in the fall of 2015 as the team's volunteer assistant coach. The third-year collegiate coach comes to Annapolis after spending the 2014-15 season with the University of Maryland Eastern Shore. Prior to UMES, Constantine, a 2013 graduate from Winston-Salem State University, coached at his alma mater for the 2013-14 school year.

During his playing career at Winston-Salem State, Constantine patrolled the outfield and earned a nod as a UCSAA Academic All-American in 2012. Following his senior year, where the Rams were ranked #23 in the nation, he went on to have a two-year professional career concluding in 2014 with the independent minor league Douglas Diablos out of Douglas, Arizona.

In the summer of 2015, Constantine took a position on the coaching staff of Kelly Nicholson and Orleans Firebirds of the Cape Cod Baseball League, the premier collegiate summer league in the country. With the Firebirds, he coached first base, worked with the hitters and outfielders, and helped the team to the top record in the league at 31-12-1.

In 2014, he earned a Master of Business Administration degree from East Carolina University.

Constantine is a native of Franklin, Mass.

2016 Season Preview

The preseason Patriot League favorites, the Navy Midshipmen bring back a plethora of talent that will aim to repeat as regular season champions, but importantly earn its first NCAA Tournament bid since 2011 with four wins in the Patriot League postseason tournament. An experienced and deep roster will be looked upon to provide strong results if Navy is to succeed in its ultimate goal. 11th-year head coach Paul Kostacopoulos returns 18 letterwinners, including all five of the team's 2015 All-Patriot League honorees.

STARTING PITCHING

No.	Name	Pos.	Cl.	B/T	Ht./Wt.	Hometown
17	Luke Gillingham	LHP	Sr.	L/L	6-3/200	Coronado, Calif.
20	Noah Song	RHP	Fr.	R/R	6-4/195	Claremont, Calif.
23	Colin Brady	RHP	So.	R/R	6-4/195	Seneca, S.C.
29	George Coughlin	RHP	Jr.	R/R	6-0/176	Arvada, Colo.
51	Kyle Condry	RHP	Jr.	R/R	6-2/195	Highland Village, Texas

Over the past few seasons a good mixture of talent across the classes has given the Mids' pitching staff a makeup that has never left the team with too big a hole at any given time due to graduation. That balance is illustrated again in the 2016 staff as the five top candidates for starting positions come from all four classes. Senior LHP Luke Gillingham leads the group that includes junior RHPs George Coughlin and Kyle Condry, sophomore RHP Colin Brady and freshman RHP Noah Song.

Individually, Gillingham is coming off of a standout junior campaign that included four Louisville Slugger National Player of the Week awards, spots on the semifinal lists of the Golden Spikes Award and Dick Howser Trophy, the unanimous selection as Patriot League Pitcher of the Year and placement on both the Louisville Slugger and NCBWA All-American Second Teams. Statistically, the southpaw posted an 8-1 record with a 1.19 ERA, 0.70 WHIP and 111 strikeouts in 83.1 innings pitched. His WHIP and hits per inning average of 4.75 were both led the entire NCAA Division I.

"Luke brings back a high level of confidence and great experience," remarked Kostacopoulos. "He's extremely consistent. We don't expect him to repeat his 2015 season statistically, but we'll need big things from him if we're to succeed as a team as the season progresses."

After a breakthrough sophomore season in which he started all 13 games as the team's number two hurler, Coughlin will look to continue honing his game and moving into the upper echelon of Patriot League starting pitchers in 2016. Slated for the second slot in the rotation, Coughlin possesses the potential for long, inning-eating outings with double-digit strikeout numbers. In 2015, he gave the Mids a 'quality start' (6 IP and < 3 ER) in six different appearances, including four versus Patriot League competition in the second half of the season. He also had five or more strikeouts in nine starts.

"George keeps improving and getting a little better each time out there," said Kostacopoulos. "He's continuing to understand the game and what it takes to be a top pitcher. He's a solid starter, who we can depend on giving us five or six quality innings each start."

Kostacopoulos says the team has yet to decide on its third and fourth starters yet as Condry, Brady and Song will have opportunities over the opening weeks of the season to lock down a permanent position in the rotation. The Patriot League's four-game series setup requires strong starting depth so Navy should be working from a position of strength come early April for its first league series versus Holy Cross.

Condry showed his versatility in 2015 as he started 11 games and came out of the bullpen on seven other occasions. An example of his multifaceted work was in the postseason when he earned a spot on the Patriot League All-Tournament team with three strong outings in high-pressure situations: three innings of one-run relief versus Lafayette (May 9) after Gillingham left early with an injury; two shutout innings in extras against Lehigh (May 17) in an elimination game two for the Mids and then four one-run innings in a start versus the same Mountain Hawks squad in a winner-take-all game three 30 minutes later. He finished the postseason with 9.1 innings pitched, nine strikeouts, two runs (one earned), five hits and two walks allowed.

"Kyle has gotten a lot of experience for us in different situations," said Kostacopoulos. "He needs to continue to work on his consistency as a starter if he's to be an asset for us in the rotation. He's shown glimpses of what he's capable of, we just need to see it with more regularity."

Brady and Song are both underclassmen, who will join Condry in the fight to round out the Mids starting rotation. Brady flashed his potential as a freshman in 2015 with a nod as the Patriot League Rookie of the Week on March 30 following five scoreless innings of relief work versus UMBC and Bucknell. Between March 15 and April 8, he didn't allow a run to score during his seven appearances out of the bullpen.

Song has entered his name into the discussion after a strong high school career at Claremont High School in the competitive All-Sierra League in Southern California. Song carried his Second-Team All-League caliber spring in 2015 over to a series of fall ball performances that opened the coaching staff's eyes.

"Both Colin and Noah are young pitchers that have bright futures," remarked Kostacopoulos. "Colin has continued to show improvement since coming to the Academy last fall. He started and relieved for us last season, but we'll focus early on seeing what his starting potential could be. Noah is a young righty, who really performed well for us in the fall and put himself in consideration for a back of the rotation job."

"The fifth man in our starting competition will eventually move to the bullpen for relief duties during conference play."

RELIEF PITCHING

No.	Name	Pos.	Cl.	B/T	Ht./Wt.	Hometown
1	Andrew Sauer	RHP	Fr.	R/R	6-0/185	Johns Creek, Ga.
3	Rece Goodman	LHP	Fr.	R/L	6-2/195	Irvine, Calif.
5	J.P. Colton	RHP	Fr.	R/R	6-1/175	Maitland, Fla.
6	Jett Meenach	RHP	Jr.	R/R	6-2/200	Flower Mound, Texas
10	Jackson Zoch	RHP	Fr.	R/R	6-1/180	San Juan Capistrano, Calif.
11	Sam Sorenson	RHP	Sr.	R/R	5-11/185	Etters, Pa.
18	Hill Garbo	LHP	Fr.	L/L	6-1/180	Madison, Miss.
27	Colby Sciarrialla	RHP	Jr.	R/R	6-0/180	Vidor, Texas
42	Adam Johnson	RHP	Jr.	R/R	6-0/175	Brentwood, Tenn.
45	Andrew Bartek	RHP	Sr.	R/R	6-2/215	Jefferson, Ga.

Just as the front end of Navy's pitching staff is experienced and coming off strong 2015 campaigns, the back end of the Mids' staff will be anchored with a trio veterans that performed at a high level last spring. The grouping of junior RHP Jett Meenach, senior RHP Sam Sorenson and senior RHP Andrew Bartek combined for a 2.61 ERA and 118 strikeouts over 127.2 innings for the Mids last season. All three relievers held their opponents to batting averages between .232 and .240.

The four-game structure of Patriot League series requires teams to have multiple arms available to finish contests and Meenach and Sorenson shared those responsibilities with great success.

As a first-year pitcher, Meenach used his deceptive sidearm motion and baffled opponents to the tune of a 7-0 record, 1.99 ERA and a team-high four saves in 45.1 innings pitched. In recognition of his success, the Texas native was named to the National Pitcher of the Year Watch List in late April before earning a spot on the All-Patriot League Second Team. Meenach finished the year as one of just seven NCAA Division I relievers with seven or more wins and less than 50.0 innings pitched.

Sorenson continued his streak of notching multiple saves in each of his seasons with the Blue and Gold as he notched three saves and two wins to go along with a 2.58 ERA over 52.1 innings pitched. Navy's go-to reliever with a league-high 26 appearances, Sorenson showcased a durable arm with 15 multi-inning outings, including six of 3.0 or more. He led all Patriot League relievers with 53 strikeouts.

"Jett and Sam have pretty similar roles for us," remarked Kostacopoulos. "We don't really have a 'closer' role per se, but Jett was really good for us last year finishing games and gathered a lot of confidence. Sam had multiple roles for us, whether it was as a stretch guy over two or three innings or as a shutdown guy that we needed one or two clutch outs from. He was great in both roles and was so important to our success. Having a versatile workhorse does a lot for a pitching staff."

Bartek is the third arm that returns for Kostacopoulos and his pitching coach Bobby Applegate in 2016. The Georgia native had some fluidity to his roles last season as he found himself as an early man who could bridge the gap with multiple innings to the back-end duo of Sorenson and Meenach or a one-frame seventh-inning setup man. Overall, he appeared in 18 games and hurled 30.0 innings with 22 strikeouts and only 28 base

2016 Season Preview

hits allowed.

"Andrew brings senior experience to our relief staff," said Kostacopoulos. "He offers us a strong option as a bridge man or as a short reliever."

Junior RHP Colby Sciarilla and freshman RHPs Jackson Zoch and J.P. Colton are three arms that Kostacopoulos was first to mention as leading candidates for middle relief roles early on. Sciarilla was sidelined last season with an arm injury after throwing 5.1 innings as a freshman in 2014. Zoch joins the Midshipmen staff after being a two-way player at Dana Hills High School in Southern California. A pitcher and outfielder for the Dolphins, he found success as the team was the 2014 Sea View League champions. Colton was also a highly regarded two-way player in high school as he earned East Metro All-Conference accolades for his play with Winter Park High School in Florida.

"Colby was out all of last year with an injury so he's a tick behind everyone, but the flashes are there that when he's back in the groove he could be strong bullpen option for us," said Kostacopoulos. "Jackson is a young player that came on in the fall and got our attention with his ability to consistently throw strikes. As he learns the collegiate game, that skill will play an important role in his success. J.P. is the third arm that has put himself into consideration for time early on as he's consistently getting better. He needs to continue working on refining parts of his game."

Junior RHP Adam Johnson and a trio of plebes in RHP Andrew Sauer and LHPs Rece Goodman and Hill Garbo round out the 2016 staff and will be candidates for relief roles as the season progresses.

"We have a great foundation with Meenach, Sorenson and Bartek, so it'll be important for the relievers as a staff to use that strength and to add depth and get strong results," exclaimed Kostacopoulos. "We need to continue building off of last year's success."

Similar to the experience and depth that the Mids' pitching staff brings back in 2016, the team's offense returns eight starters and plenty of promise from a large group of improving underclassmen. Led by 2015 Patriot League Player of the Year senior OF Sean Trent, Navy comes back with all three of its Patriot League All-League players and over 80 percent of its cumulative hits, runs scored, extra-base hits and runs batted in from last season.

CATCHERS

No.	Name	Pos.	Cl.	B/T	Ht./Wt.	Hometown
16	Nick Paglialonga	C	Jr.	R/R	6-0/190	Lake Forest, Calif.
33	Christian Hodge	C	Fr.	R/R	6-0/210	Winder, Ga.
38	Adrian Chinnery	C	Jr.	R/R	6-0/180	Wilmington, Del.

All-Patriot League First Team honoree junior Adrian Chinnery highlights Navy's catching corps in 2016. A dynamic two-way threat, Chinnery broke through last season with a .314 batting average, 11 extra-base hits and 27 RBIs, in addition to a 39.5 percent (15-38) caught stealing put out rate from behind the plate. His batting average ranked seventh overall in the league, while his total steal attempts and successful steals against was fewest amongst starting catchers in the Patriot League.

"Adrian played at such a high-level for us last year," remarked head coach Paul Kostacopoulos. "The way he controls our opponent's running game is a tremendous asset. In addition to his offense and defense, he brings such great energy to the game and his teammates. He's the 'juice' of this team."

Junior Nick Paglialonga is in line for a larger for the Mids in 2016 after sitting behind Chinnery and then-senior Jack Keller last season. In limited duty, he appeared in three games, with two pinch-hitting assignments and one defensive replacement call coming his way as a sophomore. The strong-armed backstop was able to flash his arm in a mid-week performance on the mound at Delaware State in a relief-pitching role on April 15.

"Nick has improved a great deal since joining the program in the fall of 2013," said Kostacopoulos. "We'd like to see him get some early season regular reps to solidify our depth behind the plate. Chinnery made 50-plus starts last season with the majority coming as a catcher so hopefully we can give him a bit more rest this year, especially early on."

Freshman Christian Hodge will begin the season as number three for Navy on its catching depth chart. The first-year collegiate backstop comes in with some extra seasoning as he played at the Naval Academy Prep School in 2015 and earned the MVP award for the

baseball team. Prior to NAPS, he lettered for four years at Winder-Barrow High School in Georgia.

"Christian is a young catcher, who will add to our depth and learn the college game as he goes along this season," said Kostacopoulos.

INFELDERS

No.	Name	Pos.	Cl.	B/T	Ht./Wt.	Hometown
7	Travis Blue	IF	Jr.	R/R	5-11/160	Orange, Calif.
8	Matthew Wilcox	IF	Fr.	R/R	6-2/175	Los Gatos, Calif.
9	Kyle Stewart	1B	Fr.	R/R	6-0/205	Ladera Ranch, Calif.
14	Leland Saile	1B/OF	Jr.	R/R	6-0/200	Land O'Lakes, Fla.
19	Logan Knowles	IF	So.	L/R	6-1/175	Port Orchard, Wash.
22	Shane Peisker	IF/OF	Fr.	L/R	5-10/185	Highland, Ind.
24	Ben McGrath	1B	So.	S/L	6-0/185	Palm Beach Gardens, Fla.
30	Hayden Spalding	IF	Fr.	R/R	6-1/170	Franklin, Va.
37	Ben Lowe	IF	Fr.	R/R	6-0/210	Memphis, Tenn.

Navy returns three of its four starting infielders from 2015 in sophomore 1B Ben McGrath, SS Travis Blue and 3B Logan Knowles, though a familiar face may press his way into the lineup as junior Leland Saile is adding to his versatility with regular reps at first base. With a strong fall and preseason freshman 2B Matthew Wilcox has earned the nod as the team's starting second baseman.

A three-year starter, Blue is the veteran of the infield as he has taken the role of first-string shortstop since Opening Day 2014 and hasn't looked back. The California native has now started 108 straight games with a cumulative stat line of 70 runs scored, 41 RBIs and 18 stolen bases over that span. Last season, Blue drew a league-high 41 walks and scored the second-most runs with 43.

"Travis is back for his third year as our starting shortstop so there is a lot of comfort there," remarked Kostacopoulos. "He's a sure-handed glove man, that does a lot of little things right at the plate, on the bases and on defense."

Knowles rounds out the left side of the infield as the sophomore third baseman will earn his first Opening Day starting assignment on Friday, Feb. 19 at North Carolina A&T. After coming off the bench six times early in non-conference play, Knowles took over the starting third base role on March 21 and didn't miss a game during the second half of the season. He eventually ended up with 37 total starts as a freshman on the hot corner. A strong-armed defender with solid glove skills, Knowles only made three errors over 20 conference games in 2015. Offensively, he finished his season with 13 runs scored, 12 RBIs and three stolen bases. Often times, Knowles was called on to lay down pressure-filled bunts as he gave himself up on nine sacrifice bunts to rank second in the Patriot League.

"Logan returns as our starter at third base after earning that role in the second half of the season," said Kostacopoulos. "He is continuing to improve on both sides of the ball so we look forward to his strong play on defense once again with the potential for added offensive output."

On the right side of the diamond, McGrath is the incumbent at first base, though Saile has been pressuring the sophomore with fall and preseason reps. McGrath was in and out of the starting lineup early in the 2015 season before finally taking over the job on a full-time basis beginning on April 1. Once comfortable in the lineup, his level of play picked up down the stretch and culminated with a spot on the Patriot League All-Tournament team courtesy of a final line of .360 (9-25), three runs scored, nine RBIs and three doubles over a six-game span.

With all three outfielders and regular DH/fourth outfielder Stephen Born all back and healthy for 2016, Saile has taken up the first base craft to improve his chances of breaking back into the starting lineup on a regular basis. After dealing with some early season ailments last spring, Saile, a recruited outfielder, caught fire near the end of the season with a .429 (9-21) batting average, three doubles, two home runs and 10 RBIs in seven games versus Army West Point, Georgetown and Lafayette. A solid source of extra-base hits, Saile notched eight doubles, two triples and two home runs for a .398 slugging percentage as a sophomore.

"Ben and Leland go into the season in an open competition for the first base job," said Kostacopoulos. "They have both been starters in the past and they will need to earn the

2016 Season Preview

starting spot at first this year. Both have shown glimpses of the talent they possess. The one who shows it the most and in the most consistent manner will ultimately win the job. Leland's flexibility as an option in the outfielder is another valuable piece to our team."

Wilcox completes the infield as the freshman is charged with replacing 2015 graduate Brad Borosak at second base. A three-year varsity letterwinner at Los Gatos High School in California, Wilcox was selected to spots on the All-De Anza League First Team in 2014 & 2015 and All-San Jose Mercury honorable mention teams in 2014 and 2015. A consistent winner, he helped Los Gatos to a 30-6 record and the SCVAL De Anza League title during his senior year in 2015.

"Matt is a player who came in from the first day and played hard," exclaimed Kostacopoulos. "He's a talented player, who flashed his potential throughout the offseason and rightfully won the job with his effort and skills."

Kostacopoulos envisions sophomore Hayden Spalding as the team's go-to utility player on the infield in 2016. In limited time at third base and in pinch-hitting duties off the bench as a freshman, the Virginia native had seven total at bats with his first career RBI coming on a sacrifice fly against Coppin State on Feb. 25.

"Hayden will fill the important and valuable role of infield utility man for us this season," said Kostacopoulos. "He has the ability to come off the bench and play second, short or third for us. Having that type of versatility from just one player is a huge asset to our team and overall makeup of the roster."

OUTFIELDERS

No.	Name	Pos.	Cl.	B/T	Ht./Wt.	Hometown
2	Robert Currie	OF	Sr.	R/R	5-9/160	Atlanta, Ga.
13	Connor Deneen	OF	Sr.	L/R	6-1/170	Tustin, Calif.
21	Liam Lowery	OF	Fr.	L/R	6-1/205	Williamsburg, Va.
26	Scott Koscho	OF/C	Fr.	R/R	5-11/190	Trafford, Pa.
28	Stephen Born	OF	So.	L/R	5-10/175	Trafford, Pa.
31	Sean Trent	OF	Sr.	R/R	6-1/185	Sorrento, Fla.
32	Sean Kamhoo	OF	Fr.	R/R	6-2/195	Gainesville, Fla.
55	Andrew Lowry	OF	Fr.	R/R	6-0/185	El Cajon, Calif.

The talented senior trio of LF Sean Trent, CF Robert Currie and RF Connor Deneen returns for one final season of donning the Blue and Gold in 2016. With the addition of sophomore DH/OF Stephen Born factored in Kostacopoulos proclaims Navy's talent and depth in the outfield "the strongest unit on the 2016 team."

Currie will be back to his familiar spot in center field for the fourth consecutive Opening Day. A two-time All-Patriot League honoree, Currie once again found himself amongst the league's best players in 2015 with top-10 statistical totals of triples (7), hits (71), stolen bases (16), batting average (.324), RBIs (34) and runs scored (37).

After starting 2015 in the infield as Navy's third baseman, Trent moved to out to left field midway through non-conference play and started the final 38 games there. Offensively, he was a dynamic factor in the heart of the Mids' batting order from day one and recorded to one of the best single-season outputs in the NCAA in 2015. A third-team All-American and Patriot League Player of the Year, Trent finished the year ranked third in the NCAA Division I with 94 base hits and fifth with a .407 batting average. He also was top-10 in the Patriot League in doubles (18), RBIs (42), on-base percentage (.446), slugging percentage (.524) and runs scored (35).

The final returner in the outfield is Deneen, who will be tasked with holding down the right field position. After battling injuries and platoon situations over his first two seasons with Navy, the California native broke through in 2015 with career-highs across the board. Appearing in 51 games with 48 starts, he recorded a .278 batting average with eight triples, seven doubles and 35 runs scored. His triple total was the third highest in NCAA DI last season.

Born completes the quartet as the sophomore left-handed batter is coming off of a successful debut season, that was unfortunately hampered with an injury during conference action in late April. After starting the year as one of the team's top options off the bench during non-conference play, he began earning regular time in the starting lineup in April. The highlight of his first collegiate campaign was the selection of Patriot League Rookie of the Week on April 20 after hitting .579 (11-19) with eight RBIs, two doubles and a home run during a five-game stretch against Delaware State and Lehigh.

He finished the year with a .398 batting average, 16 runs scored eight extra-base hits and 14 RBIs over 83 at bats.

"All four players performed at All-League levels last spring and the fact that we return all four of them is of huge value to this team," said Kostacopoulos. "Robert has been a four-year starter and really anchors the outfield defensively, as well as our lineup as the leadoff man. Sean is an extremely talented hitter that has great mechanics that keeps him from slumping at plate and always a threat. Connor has underrated speed that doesn't necessarily show up in stolen bases, but if he powers a ball to the gap, he's a threat on the base paths. Stephen is the fourth player in the outfield unit and he's shown great promise in his first year-plus here. It was unfortunate that he sustained an injury in conference play last year because he was really putting it together at the plate beforehand."

Three freshmen outfielders that the team envisions having important roles as backups or in pinch-hitting situations are Liam Lowery, Andrew Lowry and Scott Koscho. Lowry joins the Midshipmen after completing his high school career at Jamestown High School in Virginia with honors on Perfect Games' All-Atlantic Region Second Team. During the 2014-15 school year he prepped at NAPS.

Lowry crossed the country to Maryland like many of his fellow freshmen, as he is a native of El Cajon, California. The right-handed hitting outfielder earned accolades on the 2015 All-Grossmont League and All-East County First Teams as a senior at Granite Hills High School.

Koscho is a versatile athlete who has both caught behind the plate, as well as earned reps as an outfielder prior to joining the Mids. A Pennsylvania native, he was recognized on the WPIAL Class AAAA All-Section II First Team in 2015 for his play at Penn Trafford High School.

"These three freshmen will play important roles in our offensive depth," remarked Kostacopoulos. "Liam has an extra year of experience and skill work after playing at NAPS last year so he should be in line for a solid amount of playing time early on from what he's shown us so far. Andrew has also shown us some solid play through the offseason to put himself into consideration for backup duties. Scott is someone, who we immediately foresee getting regular pinch-hitting calls. He has proven himself as a capable hitter and continues to improve."

Sophomore OF Sean Kamhoo, sophomore 1B Ben Lowe and freshman 1B Kyle Stewart round out Navy's offensive bench and will all factor into Kostacopoulos' vision of a complete and deep roster.


"The one thing that our team has this year offensively is depth and flexibility," said Kostacopoulos. "In the past, we didn't have a ton of options to sit players when they were slumping or play lefty-righty matchups in pinch-hitting situations, but with this roster we shouldn't have that problem as much. Players with the ability to play multiple positions, as well as a good mixture of righty and lefty batters should result in favorable outcomes. With a lengthened roster, we should constantly see our players looking to better themselves and keep the level of competition high in games, as well as in practices."

Midshipmen Profiles



#45 ANDREW BARTEK

RHP * R/R * 6-2 * 215
 SENIOR * 3VL
 JEFFERSON, GA.
 JEFFERSON



Bartek's Career Bests

Innings Pitched 3.2, two times, MR vs. Bucknell (3/29/15)
 Strikeouts 4, two times, MR: at UMES (4/9/14)
 Longest Outing w/o Hit 3 IP, three times, MR: at Georgetown (4/29/15)
 Longest Outing w/o Walk 3 IP at Florida A&M (2/15/14)

As a Junior in 2015

- Appeared in 18 games; 17 out of the bullpen
- Allowed 28 hits over 30.0 innings pitched
- Opponents hit .239 versus him, fifth-lowest average on the team amongst pitchers with 30 or more innings
- Made first collegiate start at UMES (4/8) and went 2.2 innings
- Recorded multiple strikeouts in seven outings, including three versus Delaware State (3/4), at UMBC (3/25), at UMES (4/8) and Lehigh (5/17)
- Earned his only win of the season with two shutout and hitless innings versus NYIT (3/15)
- Threw a season-high 3.2 innings against Bucknell (3/29)

As a Sophomore in 2014

- The anchor of Navy's bullpen, he appeared at least once a weekend in 11 of 12 series
- Ranked fifth in the Patriot League in saves (3), second in total appearances (21)
- Posted the third lowest ERA (2.48) and fourth lowest opponents' batting average (.257) on Navy's pitching staff amongst pitchers with 20 or more innings pitched
- A versatile arm, he had outings of two or more innings on eight separate occasions, including a career-long 3.2 innings against Army on April 27 as the first reliever out of the bullpen that fourth game of the series
- Recorded multiple strikeouts in eight appearances, with four punch outs versus Towson (3/9) and UMES (4/9) as career-highs
- Threw three hitless and scoreless innings versus Towson (3/9) and Coppin State (4/2)

Bartek in the Navy Record Book

Season	Most Appearances	9th: 21 (2014)
Season	Most Saves	13th: 3 (2014)
Season	Most Appearances	15th: 18 (2015)

As a Freshman in 2013

- Posted the lowest ERA on the staff with a 0.75 ERA in 12.0 innings pitched over five appearances
- Struck out eight batters, while allowing just six hits for a .162 opponents' batting average
- Made collegiate debut vs. Bucknell (4/7) throwing 2.2 scoreless innings of one-hit ball
- Closed season with back-to-back scoreless appearances, at Delaware State (4/24) and vs. George Washington (5/1). Went a combined 6.1 innings with three strikeouts and two hits allowed versus the opposition
- Had strikeouts in all five appearances

High School


- Three-year letterwinner at Jefferson High School for coach Tommy Knight
- Named team MVP and offensive player of the year as a senior in 2012
- Garnered first-team all-region honors as a designated hitter as a sophomore in 2010
- Earned three varsity letters in basketball where he captained the team for two seasons

Personal

- Son of Greg and Lori
- Father, Greg, played baseball at Western Kentucky University
- Lists music, working out and baseball as his interests

Year	ERA	W-L	APP	GS	CG	SHO	CBO	SV	IP	H	R	ER	BB	SO	2B	3B	HR	BF	BAVG.	WP	HBP	BK	SFA	SHA
2013	0.75	0-1	5	0	0	0	0	0	12.0	6	3	1	4	8	1	0	0	44	.162	0	2	0	1	0
2014	2.48	2-0	21	0	0	0	1	3	29.0	27	9	8	18	26	2	2	2	130	.257	3	3	1	1	3
2015	3.60	1-0	18	1	0	0	0	0	30.0	28	17	12	16	22	3	0	0	139	.239	3	4	0	1	1
TOTAL	2.66	3-1	44	1	0	0	1	3	71.0	61	29	21	38	56	6	2	2	313	.236	6	9	1	3	4

Midshipmen Profiles



#2 ROBERT CURRIE

OF * R/R * 5-9 * 160
 SENIOR * 3VL
 ATLANTA, GA.
 THE LOVETT SCHOOL
 ** TEAM CAPTAIN **



Currie's Career Highs

Runs 3, six times, MR: at Delaware State (4/15/15)
 Hits 4, three times, MR: vs. Delaware State (3/9/15)
 RBI 5, vs. Coppin State (2/25/15)
 Stolen Bases 3, vs. Lafayette (5/9/15)
 Hit Streak 13 games, (3/14 - 4/5/15)

Currie in the Navy Record Book					
Career	Most Hit By Pitch	3rd: 26	Season	Most Stolen Bases	3rd: 26 (2014)
Career	Most Stolen Bases	5th: 50	Season	Most Hits	7th: 71 (2015)
Career	Most Triples	6th: 13	Season	Most Hits	9th: 70 (2014)
Career	Most Hits	10th: 182			

Career Honors

- Two-Time Second Team All-Patriot League (2014 & 2015 - OF)
- Patriot League Academic Honor Roll (2014)
- Patriot League Player of the Week (3/17/14)
- Patriot League Rookie of the Week (2/18/13)

As a Junior in 2015

- Found his name scattered throughout the Patriot League statistical leaderboard in eight different categories: second in triples (7), third in base hits (71), third in total bases (93), third in stolen bases (16), sixth in batting average (.324), sixth in RBIs (34), seventh in runs scored (37) and ninth in OBP (.394)
- Ranked eighth in the NCAA in total triples
- Started in CF in all 53 of his games played and batted as the leadoff hitter in 48 of those contests
- Recorded 24 multi-hit games with 17 two-hit contests and five games of three
- Had eight games with multiple RBIs, including a five-RBI effort versus Coppin State (2/25)
- Posted a team-high 13-game hitting streak from March 14 to April 5; raised his batting average from .309 to .353
- Batting average only fell under .300 for 11 total games (all before March 9)
- Reached base consecutively in a team-high 21 games from March 1 to April 5
- In back-to-back games in early March went 4-5: versus Iona (3/8), 4-5, two runs, one RBI, one triple and versus Delaware State (3/9), 4-5, three runs, three RBIs, two doubles, one triple; batting average went from .235 to .328 over those 10 at bats

- A clutch hitter, he posted a .344 batting average (22-64) with two outs, as well as a team-high 16 RBIs with two outs

As a Sophomore in 2014

- Finished first in the Patriot League in hits (70), triples (5), total bases (90) and stolen bases (26), while ranking second in batting average (.359), second in on-base percentage (.431), second in runs scored (39) fourth in slugging percentage (.462), seventh in hit by pitches (11)
- Ranked 78th in the NCAA with .359 batting average, 23rd with 26 stolen bases, 39th with 5 triples
- One of only three players in NCAA with 25 or more steals and five or more triples
- One of five Mids to play and start in all 51 games
- Successful in 83.9 percent of stolen base attempts
- Recorded a team- and season-high four hits against Quinnipiac on March 14
- Led Navy with 23 multi-hit games (15 w-2, 7 w-3, 1 w-4)
- Finished the season by reaching safely in 24 straight games beginning on March 31 (Gm 2) at Bucknell; reached base in 40 of 41 to close year
- After hitting second in first 10 games, moved into leadoff spot and hit .385 with 36 runs scored, 24 RBIs, 23 stolen bases and a .462 on-base percentage
- Hit .396 with runners in scoring position; tops on the team
- Batting average only fell under .300 for 10 games from Feb. 22 to March 14; above .350 for 18 games
- Only once went more than 2 games without scoring a run (3 games from March 31-April 2)

As a Freshman in 2013

- Led the Navy freshmen class with a .273 batting average, 24 runs scored, 19 RBIs, eight stolen bases in 42 games played and 41 starts
- Hit in the leadoff and two-hole positions on 37 occasions (28-1st, 9-2nd)
- Went 2-for-4 with an RBI in collegiate debut at Norfolk State (2/15) as the starting CF and leadoff hitter. Third straight year that a freshman was in the Opening Day lineup
- Closed season by reaching base in 17 straight games from 4/13 at Holy Cross through Army on 5/11. Had hits in first seven games and 12 of first 13. Raised batting average from .230 to .290 with 20 hits during initial 13-game stretch

High School

- Captained the baseball team and earned all-area honors as a senior
- Earned four varsity letters in baseball playing for coach Lance Oubs at The Lovett School
- Helped The Lovett School to the 2009 Georgia state championship
- Two-year letterwinner in football as a running back and cornerback

Personal

- Son of Bob and Laura
- Lists camping, fishing and rock climbing as some of his hobbies away from baseball

Year	AVG.	GP-GS	AB	R	H	2B	3B	HR	RBI	TB	SLG	BB	HBP	SO	GDP	OB%	SF	SH	SB-ATT	PO	A	E	FLD%
2013	.273	42-41	150	24	41	5	1	0	19	48	.320	17	7	22	2	.363	5	4	8-13	78	0	0	1.000
2014	.359	51-51	195	39	70	7	5	1	24	90	.462	16	11	29	2	.431	3	1	26-31	99	2	3	.971
2015	.324	53-53	219	37	71	8	7	0	34	93	.425	20	8	34	0	.394	4	3	16-19	117	0	3	.975
TOTAL	.323	146-145	564	100	182	20	13	1	77	231	.410	53	26	85	4	.398	12	8	50-63	294	2	6	.980

Midshipmen Profiles



#13 CONNOR DENEEN

OF * L/R * 6-1 * 170
 SENIOR * 3VL
 TUSTIN, CALIF.
 BECKMAN



Deneen's Career Highs

Runs 4, vs. Lafayette (5/9/15)
 Hits 3, four times, MR: vs. Lehigh (5/16/15)
 RBI 3, three times, MR: vs. Bucknell (3/29/15)
 Stolen Bases 1, five times, MR: vs. Chestnut Hill (5/3/15)
 Hit Streak 7 games, (3/23 - 4/7/13)

Career Honors

- Patriot League All-Tournament Team (2015)
- Patriot League Rookie of the Week (4/2/13)

Deneen in the Navy Record Book		
Season	Most Triples	2nd: 8 (2015)

As a Junior in 2015

- Broke through with his first season as a full-time, healthy starter and appeared in a career-high 51 games with 48 starts; hit in the five-hole of batting order in 37 games with nine more starts in six-hole
- Ranked third in NCAA Division I with eight triples, one shy of top mark; led Patriot League
- Tied for eighth in the Patriot League with 35 runs scored
- His .278 batting average was tied for 17th-best in league
- Earned a spot on the Patriot League All-Tournament team with a postseason line of .375 (9-24), nine runs scored, three RBIs and three triples over six games; scored a career-high four runs versus Lafayette (5/9) in semifinals
- Notched 12 multi-hit games
- Reached base in 10 straight games from March 4 to March 18
- Opened his 2015 campaign with a 3-5, two-run, three-RBI game at North Carolina A&T (2/13); also notched his first career home run and triple in same game
- Twice drove in a career-high three runs: at North Carolina A&T (2/13) and versus Bucknell (3/29)
- Recorded four triples in final 10 games of the season

As a Sophomore in 2014

- Appeared in 30 games with 22 starts in RF
- Started season strong with seven hits in first two series versus Florida A&M (5-for-10) and Air Force (2-for-11) for a .333 batting average
- Hampered by an injury in final month of season with only five pinch running appearances after April 2 game versus Coppin State
- Connected for a career-high three hits against Coppin State (4/2)
- Scored a season-high three runs at home versus Delaware State (3/2)

As a Freshman in 2013

- Top option off the bench as a freshman with 33 appearances, 20 as a sub (team-high) and 13 as a starter
- Finished his season with a .259 batting average on 15-of-58 hitting with 13 runs scored, eight RBIs and two stolen bases
- Went 1-for-1 in collegiate debut at Norfolk State (2/16) as a pinch hitter and defensive replacement in LF
- Reached base in nine straight games from 3/23 vs. Princeton through 4/10 at Coppin State. Had hits in first seven games, then base on balls and hit by pitch. Went 11-for-19 (.578) during the hit streak, including four consecutive two-hit games (3/23-4/1)
- At Army on 4/1 went 2-for-2 with three RBIs and two walks in Game 1
- Drove in first career run versus Central Connecticut State (3/3)

High School

- Named first-team All-Pacific Coast League and team MVP as a senior at Beckman High School
- Selected to the All-City Team by *The Irvine World News* as a senior
- Named second-team all-league in helping Beckman to the 2011 CIF Southern Section championship
- Earned three varsity letters playing for coach Kevin Lavalle

Personal

- Son of Chris and Lisa
- Lists surfing, offroading and camping as some of his interest outside of baseball

Year	AVG.	GP-GS	AB	R	H	2B	3B	HR	RBI	TB	SLG	BB	HBP	SO	GDP	OB%	SF	SH	SB-ATT	PO	A	E	FLD%
2013	.259	33-13	58	13	15	3	0	0	8	18	.310	10	3	14	2	.389	1	2	2-2	22	0	0	1.000
2014	.243	30-22	70	11	17	2	0	0	6	19	.271	9	3	12	1	.349	1	2	0-2	42	1	1	.977
2015	.278	51-48	169	35	47	7	8	1	21	73	.432	12	7	34	6	.349	1	5	3-4	82	3	2	.977
TOTAL	.266	114-83	297	59	79	12	8	1	35	110	.370	31	13	60	9	.358	3	9	5-8	146	4	3	.980

Midshipmen Profiles



#17 LUKE GILLINGHAM

LHP * L/L * 6-3 * 200
 SENIOR * 3VL
 CORONADO, CALIF.
 CORONADO



Gillingham's Career Bests

Innings Pitched 9.0, two times, MR: vs. NYIT (3/14/15)
 Strikeouts 16, at North Carolina A&T (2/13/15)
 Longest Start w/1 hit. 7.0 IP, three times, MR: at Lehigh (4/18/15)
 Longest Outing w/o Walk. 8.0 IP, two times, MR: vs. Lafayette (4/11/15)

Gillingham in the Navy Record Book					
Career	Lowest Opp. BA	2nd: .223	Season	Most Strikeouts/9	3rd: 11.99 (2015)
Career	Most Strikeouts/9	3rd: 9.49 / 9	Season	Most Strikeouts	4th: 111 (2015)
Career	Fewest Walks/9	5th: 1.94 / 9	Season	Lowest ERA	7th: 1.19 (2015)
Career	Most Strikeouts	8th: 215	Season	Fewest Walks/9	8th: 1.51 (2015)
			Season	Most Wins	10th: 8 (2015)
			Season	Fewest Walks/9	10th: 1.53 (2013)

Career Honors

- Second-Team All-American: Louisville Slugger (2015) & NCBWA (2015)
- Semifinalist: Golden Spikes Award & Dick Howser Trophy (2015)
- National Pitcher of the Year Semifinalist (2015)
- Louisville Slugger Preseason Second-Team All-American (2016)
- First-Team ABCA All-East (2015)
- Second-Team All-ECAC (2015)
- Patriot League Pitcher of the Year, Unanimous (2015)
- First-Team All-Patriot League, Unanimous (2015 - SP)
- 2015 United States Naval Academy recipient of the Thompson Trophy Cup
- Perfect Game Midseason Pitcher of the Year (2015)
- Patriot League Academic Honor Roll (2014)
- Louisville Slugger National Player of the Week (2/16/15, 2/23/15, 3/16/15, 4/20/15)
- Patriot League Pitcher of the Week (2/16/15, 2/23/15, 3/16/15, 4/6/15, 4/20/15)
- Patriot League Rookie of the Week (4/15/13 & 4/29/13)

As a Senior in 2016

- Louisville Slugger Preseason Second-Team All-American

As a Junior in 2015

- In his first season as staff ace after an injury sidelined 2014 Patriot League Pitcher of the Year Anthony Parenti, he produced one of the finest pitching seasons in Navy program history, as well as in the entire NCAA in 2015
- Finished as a semifinalist for both the Golden Spikes Award and Dick Howser

Trophy, as the nation's top collegiate player; as well as to watch list for National Pitcher of the Year presented by the National College Baseball Hall of Fame

- Named to Second-Team Louisville Slugger and NCBWA All-American teams
- Led NCAA Division I in both Hits/9 (4.75) and WHIP (0.70) categories
- Ranked fourth nationally with 1.19 ERA and tops amongst pitchers with more than 70 innings pitched
- Also was top-10 in Strikeout/9 (3rd-11.99), Strikeout-to-Walk ratio (8th-7.93) and complete games (10th-5)
- Rounded out top DI rankings with 46th-best Walk/9 average (1.51) and 63rd most wins (8)
- Won the Patriot League pitching Triple Crown as he led the league in ERA (1.19), wins (8) and strikeouts (111); led nearest competitor by 0.82 in ERA, one in wins and 19 in strikeouts
- Opponents batted a league-low .151 off him and only recorded eight extra-base hits over 83.1 innings pitched; right-handed hitters managed only a .143 average (34-237), while lefties were 10 of 55 for a .182 mark
- Hurlled 11 straight quality starts to begin season with only two starts of more than one earned run: 3 ER versus Princeton (3/21) and 2 ER versus Bucknell (3/28)
- Opened 2015 campaign by striking out the first 12 batters he faced at North Carolina A&T (2/13) over the first four innings on just 54 pitches; after giving up only baserunner (a hit) in the fifth inning he finished with 16 punchouts, the fifth most in a single-game by a Midshipmen and highest total since 1986; amongst NCAA hurlers it ranked fourth on the season
- Came back next week versus UMES and repeated his 7.0-inning, one-hit

Year	ERA	W-L	APP	GS	CG	SHO	CBO	SV	IP	H	R	ER	BB	SO	2B	3B	HR	BF	BAVG.	WP	HBP	BK	SFA	SHA
2013	3.23	4-3	14	8	1	0	1	0	53.0	60	27	19	9	45	11	1	0	231	.279	5	3	2	2	2
2014	3.33	2-6	12	12	3	0	0	0	67.2	69	35	25	21	59	13	1	2	304	.257	3	8	1	0	6
2015	1.19	8-1	12	12	5	3	0	0	83.1	44	14	11	14	111	6	1	1	321	.151	4	9	0	0	6
TOTAL	2.43	14-10	38	32	9	3	1	0	204.0	173	76	55	44	215	30	3	3	856	.223	12	20	3	2	14

Midshipmen Profiles

line; notched 14 strikeouts

- Recorded 12 or more strikeouts in four of first five starts (16, 14, 12, 8, 15)
- Nine-inning, complete game shutout versus NYIT (3/14) was the first of his career and the first of three on the season; finished with a line of 9.0 innings, two hits, one walk and 15 strikeouts
- Kept ERA under 1.00 until March 21; after four weeks between 1.02 and 1.24 eventually went sub-1.00 again on April 18 after seven innings of one-hit shutout ball versus Lehigh; that contest was his third one-hit outing of the season as Mids won 4-0 and he improved to 7-1 on year
- In league-play, only allowed four runs (three earned) in five starts over 36.0 innings. Went 5-0 with 39 strikeouts and a .155 opponents' batting average
- A strong competitor with runners on base, he allowed opponents to post just a .138 batting average (13-94)
- Earned the Thompson Trophy Cup as the midshipman, male or female, who has done the most during the year to promote athletics at the Naval Academy. He became the first baseball player since Mitch Harris in 2007 to win the award.

As a Sophomore in 2014

- Finished 11th amongst qualified Patriot League starting pitchers in ERA (3.33), ninth in opponent's batting average (.257), ninth in innings pitched (67.2), sixth in strikeouts (59)
- Had a 59:21 strikeout to walk ratio
- Hurled six quality starts (6 IP & 3 or less ER), including four of five starts in Patriot League play
- In five conference starts, he was 2-2 with a 2.16 ERA, 1.11 WHIP, 38 strikeouts and 3 complete games over 33.1 innings pitched; had at least 6 strikeouts in each start
- At home versus Holy Cross (4/6), Lehigh (4/20) and Army (4/27), he threw complete games (7 IP) with just five hits and one run allowed in each
- Against Crusaders on April 6, he tied a career-high with 12 strikeouts
- Received just 39 runs of support in 12 starts (with 18 runs coming in 2 games)
- Held left-handed opponent's to a team-low .131 batting average

As a Freshman in 2013

- Posted the second-lowest ERA amongst pitchers on the staff with six or more starts with a 3.23 ERA in 53.0 innings over 14 appearances
- Had a 45:9 strikeout to walk ratio
- Made collegiate debut at Norfolk State (2/16) throwing 3.0 scoreless innings of two-hit ball
- Permanently joined the starting rotation vs. Princeton (3/24) and made seven straight starts
- Had three consecutive quality starts (6 IP & 3 or less ER) in final three Patriot League starts: at Holy Cross (4/14), vs. Lafayette (4/21) and at Lehigh (4/27)
- Threw his first-career complete game at Lehigh (4/27) going 9.0 innings with 12 strikeouts, seven hits, one walk and one run allowed

High School

- Named to the MaxPreps San Diego All-League Team as a junior
- Two-time team MVP, captain and all-league selection for coach Sam Ceci at Coronado High School
- Named basketball team MVP and co-captain as a senior...led basketball team to consecutive league championships (2011 and '12)
- Forced to miss his senior baseball season due to injury
- Member of the National Honor Society all four years of high school

Personal

- Son of Bruce and Jeannette
- Lists basketball, golf and working on cars as some of his interests
- Has lived in California, Puerto Rico, Toronto, Jacksonville, Fla. and Chesapeake, Va. due to his father's career in the U.S. Navy
- High school classmates with fellow '16 USNA athletes Joseph Rodgers (Water Polo) and Peri Curtis (Women's Basketball)

Gillingham's Final 2015 NCAA Rankings

Hits Allowed Per Nine Innings

1. Luke Gillingham, Navy	44 H / 83.1 IP	4.75
2. Logan Cozart, Ohio	38 H / 71.0 IP	4.82
3. Cory Wilder, N.C. State	35 H / 64.1 IP	4.90
4. Brendan McKay, Louisville	53 H / 96.2 IP	4.93
5. Josh Sborz, Virginia	41 H / 73.0 IP	5.05

WHIP

1. Luke Gillingham, Navy	58 W&H / 83.1 IP	0.70
2. Tyler Jay, Illinois	47 W&H / 66.2 IP	0.71
3. Taylor Clark, Col. of Charleston	90 W&H / 114.1 IP	0.79
4. Thomas Eshelman, Cal St. Fullerton	112 W&H / 137.0 IP	0.82
5. Corey Taylor, Texas Tech	49 W&H / 57.1 IP	0.85



Gillingham with the Naval Academy's Thompson Trophy Cup

Midshipmen Profiles



#11 SAM SORENSON

RHP * R/R * 5-11 * 185
 SENIOR * 3VL
 ETTERS, PA.
 RED LAND



Sorenson's Career Bests

Innings Pitched 4.1, two times, MR: vs. Coppin St. (4/2/14)
 Strikeouts 6, vs. NYIT (3/15/15)
 Longest Outing w/o Hit 3.1 IP at Towson (4/3/13)
 Longest Outing w/o Walk 4.0 IP, two times, MR: vs. Bucknell (3/29/15)

Career Honors

- Patriot League Rookie of the Week (3/25/13)

As a Junior in 2015

- Threw in a Patriot League-high 26 games
- Ranked ninth overall in the conference with 53 strikeouts; tops amongst relievers
- Tied for fifth with 3 saves
- Third-lowest ERA (2.58) on the team amongst pitchers with 40 or more innings; never rose above 3.52 for the duration of the season
- In P.L. play, posted a line of 1.45 ERA, 18.2 innings, three earned runs and 18 strikeouts
- Had the second-best K:BB ratio on the staff with a 4.4 mark (53 K/12 BB)
- A trusted reliever, he pitched in every weekend series with a minimum of 1.2 innings per weekend
- Showcased a durable arm with 15 multi-innings appearance and six of 3.0 or more, including a season-high 4.0 frames on three separate occasions
- Earned saves at North Carolina A&T (2/14) with 4.0 innings of scoreless baseball; versus NYIT (3/13) with 2.0 innings of scoreless, one-hit action and against Lafayette (4/12) with another 2.0 inning, one-hit line
- Struck out a career-high six batters versus NYIT (3/15) in a 2.2-inning appearance

As a Sophomore in 2014

- Appeared in the second-most games (15) as a sophomore with 13 contests out of the bullpen and two starts
- Threw three consecutive scoreless outings between March 1 (Cornell) and March 7 (Penn) and dropped his ERA to a season-low 2.16
- Struck out four batters in starts against Coppin State (4/2) and UMES (4/8) and relief appearances against Washington College (3/10) and Princeton (3/23)
- Threw 2.1 innings of scoreless relief versus Cornell (3/1) and Washington College (3/10)

Sorenson in the Navy Record Book

Career	Most Appearances	3rd: 62
Career	Most Saves	4th: 8
Season	Most Appearances	2nd: 26 (2015)
Season	Most Appearances	9th: 21 (2013)

As a Freshman in 2013

- Pitched in the second-most games (21) on the staff and recorded the second-most saves (3)
- Struck out 20 batters on the year, while allowing just 31 hits for a .228 opponents' batting average over 37.2 innings pitched all in relief
- Made collegiate debut at Norfolk State (2/16) throwing 1.0 scoreless innings and allowing one hit
- Recorded three saves: vs. Air Force (2/24), vs. Yale (3/16) and vs. Delaware State (3/20)
- Pitched 3.1 innings of scoreless one-hit relief vs. Army in the Patriot League Semifinals (5/11)

High School

- Three-year letterwinner at Red Land High School for coach Nate Ebbert
- Missed senior season with an injury
- Earned three varsity letters in swimming

Personal

- Son of Keith and Juanita
- Lists fishing, hunting and other outdoor activities as his interest

Year	ERA	W-L	APP	GS	CG	SHO	CBO	SV	IP	H	R	ER	BB	SO	2B	3B	HR	BF	BAVG.	WP	HBP	BK	SFA	SHA
2013	4.06	3-0	21	0	0	0	0	3	37.2	31	21	17	15	20	10	0	1	159	.228	5	2	0	4	2
2014	6.75	1-3	15	2	0	0	0	2	26.2	31	20	20	14	24	3	2	1	123	.301	10	2	0	1	3
2015	2.58	2-7	26	0	0	0	1	3	52.1	49	19	15	12	53	7	0	2	222	.240	5	2	0	0	4
TOTAL	4.01	6-10	62	2	0	0	1	8	116.2	111	60	52	41	97	20	2	4	504	.251	20	6	0	5	9

Midshipmen Profiles



#31 SEAN TRENT

OF * R/R * 6-1 * 185
 SENIOR * 1VL
 SORRENTO, FLA.
 BISHOP MOORE (SCF-MANATEE)



Trent's Career Highs

Runs 3, two times, MR: at Delaware State (4/15/15)
 Hits 5, vs. Coppin State (4/1/15)
 RBI 4, two times, MR: at Delaware State (4/15/15)
 Stolen Bases 1, at UMBC (3/25/15)
 Hit Streak 9 games, (3/11 - 3/22/15)

Career Honors

- Third-Team All-American: NCBWA (2015)
- First-Team ABCA All-East (2015)
- Second-Team All-ECAC (2015)
- Patriot League Player of the Year (2015)
- First-Team All-Patriot League (2015 - OF)
- Patriot League Academic Honor Roll (2015)

As a Junior in 2015

- In his first year with the Navy program he came through with one of the top single-seasons in NCAA in 2015, as well as in the Mids' record books on his way to Third-Team All-American and Patriot League Player of the Year nods
- Ranked top-five in the NCAA in two categories: third with 94 base hits and fifth with .407 batting average ... both were number one in Patriot League with 21 more hits and 44 BA points better than second place
- Broke single-season Navy mark for hits; previous record was 89
- Also ranked nationally with 18 doubles (92nd) and tied for conference lead
- Top-ten in Patriot League in five other categories: second in RBIs (42), second in total bases (121), third in on-base percentage (.446), third in slugging percentage (.524), eighth in runs scored (35)
- After starting the year as team's 3B, he moved to the outfield and took over the role as starting LF for final 38 games
- Hit in the third spot in the order in 53 of his 57 starts; other four times, he was cleanup
- Recorded multiple hits in a team-high 30 games, including 17 two-hit games, nine three-hit and a season-high five versus Coppin State (4/1) as part of a 5-for-5 outing with four RBIs and two runs scored
- Posted a season-long nine-game hitting streak from March 11 to March 22; raised his batting average from .357 to .437 as he went 18-for-31 over that span for a .581 mark
- On five occasions, had a six or more game hitting streak, including an eight-game streak to start his DI career from Feb. 13 through March 1; posted a .405 batting average with 11 runs scored, five doubles and five RBIs to begin his season
- Reached base in a season-long 15 straight games from March 4 to March 25
- Connected for his first home run as a Mid at Army (4/25)

Trent in the Navy Record Book

Season	Most Hits	1st: 94 (2015)
Season	Most Doubles	2nd: 18 (2015)
Season	Highest Bat. Avg.	10th: .407 (2015)

- Had multiple RBIs in 10 games, with a season-high four coming against Coppin State (4/1) and at Delaware State (4/15); also had three RBIs in four other games
- Hit a team-high .429 (73-170) versus right-handed pitching, in addition to a strong .344 split versus southpaws
- With the pressure on and runners in scoring position, he hit a team-high .421 (32-76)

Prior to Navy

- Transferred into the Academy from the State College of Florida at Manatee after playing two years under Tim Hill
- Originally started his collegiate career at the University of Florida in 2012 and redshirted
- Four-year high school letterwinner at Bishop Moore Catholic for Joe Oliver from 2008 to 2011
- Named to the All-Suncoast Conference first team in 2014 after hitting .350 with three home runs, 39 RBIs and 16 stolen bases as a sophomore at SCF-Manatee
- In his first season at SCF-Manatee, he hit .287 with four home runs, 29 RBIs and stole four bases
- Selected as a Rawlings Second Team All-American in 2011 after garnering a nod on the Florida All-Region First Team
- Participated in the 2010 Aflac All-American Baseball Classic in San Diego as a member of the East squad

Personal

- Son of Raymond and Deborah
- Father, Raymond, played baseball at West Point and graduated USMA in 1985
- Enjoys working out, fishing, paintballing and going to the beach

Year	AVG.	GP-GS	AB	R	H	2B	3B	HR	RBI	TB	SLG	BB	HBP	SO	GDP	OB%	SF	SH	SB-ATT	PO	A	E	FLD%
2015	.407	57-57	231	35	94	18	3	1	42	121	.524	16	1	29	3	.446	1	1	1-2	56	18	14	.841
TOTAL	.407	57-57	231	35	94	18	3	1	42	121	.524	16	1	29	3	.446	1	1	1-2	56	18	14	.841

Midshipmen Profiles



#7 TRAVIS BLUE
IF * R/R * 5-11 * 160
JUNIOR * 2VL
ORANGE, CALIF.
ORANGE LUTHERAN



Blue's Career Highs

Runs 4, vs. Coppin State (2/25/15)
 Hits 4, at Lehigh (4/18/15)
 RBI 3, three times, MR: at Lehigh (4/18/15)
 Stolen Bases 3, vs. Coppin State (4/1/15)
 Hit Streak 10 games (4/6 - 4/19/14)

Career Honors

- First Team All-Patriot League (2014 - SS)
- Patriot League Rookie of the Week (2/18/14, 3/17/14 & 4/14/14)

As a Sophomore in 2015

- Played and started all 57 games as team's shortstop
- Team leader with 41 walks; drew multiple free passes on eight occasions, including five against Coppin State (2/25); led Patriot League and ranked 43rd nationally
- Consistent run scorer as he never went more than two games from Feb. 13 to April 18 without scoring at least once; tied for second overall in the Patriot League with 43 total runs scored
- Swiped a career-high three bases versus Coppin State (4/1); tied for seventh-most in Patriot League with 11 total steals
- Following a 6-13 series versus Princeton (3/21-22), he raised his batting average to a season-high .277
- Best Patriot League series was at Lehigh (4/18-19) as he went 6-12, including a 4-5, two-run, two-double, three-RBI effort in game two of weekend set
- Had eight multi-hit games, including a career-high four against Coppin State (2/25)
- On defense had a season-high eight fielding assists versus NYIT (3/15); led the Patriot League with 161 assists

As a Freshman in 2014

- Finished 17th in the Patriot League in batting average (.284), ninth in hits (50), eighth in RBIs (26)
- Scored the second-most runs on the Mids with 27 ... Laid down six successful sacrifice bunts to rank second ... Posted third highest walk total with 18
- One of five Mids to play and start in all 51 games
- Had 14 games with multiple hits
- Recorded third-longest hit streak on squad as he went 10 straight games with a hit from April 6 (Gm2) through April 19 (Gm2); raised batting average from .248 to .281 during span

Blue in the Navy Record Book

Season	Most Walks	3rd: 41 (2015)
--------	------------	----------------

- Started career fast with a 16-game streak of reaching safely from March 1 (Gm1) through March 23 (G1)
- Only had a batting average under .270 for nine games in 2014
- Hit .304 with 14 runs scored and 14 RBIs in 22 games from the second position in batting order
- Hit .328 with runners in scoring position
- Never went more than one game without getting a hit, base on balls or HBP; of his 17 hitless games, 10 times he reached via a walk or hit by pitch
- Consistent fielding shortstop he was charged with just six errors out of 210 chances for a .971 fielding percentage

High School

- Varsity letterwinner at Orange Lutheran High School for Head Coach Eric Borba
- Named to the Trinity League's All-League First-Team in 2013
- Orange Lutheran won the Trinity League in 2012 with a 19-1 record

Personal

- Son of Doug and Raeann
- Enjoys golfing, being at the beach and spending time on the water, boating and wakeboarding
- Five teammates from Orange Lutheran are playing for D1 baseball programs: Auburn IF Cody Nulph '16, USC RHP Brent Wheatley '16, Long Beach State OF Joey Sanchez '18 and Nebraska RHP Garett King '18. A sixth, Josh Morgan is an IF in Texas Rangers' minor league system
- Famous alums from Orange Lutheran include Major Leaguers Gerrit Cole '08 (Pittsburgh Pirates) and Brandon Maurer '08 (San Diego)

Year	AVG.	GP-GS	AB	R	H	2B	3B	HR	RBI	TB	SLG	BB	HBP	SO	GDP	OB%	SF	SH	SB-ATT	PO	A	E	FLD%
2014	.284	51-51	176	27	50	5	1	0	26	57	.324	18	8	19	5	.373	2	6	7-11	93	111	6	.971
2015	.235	57-57	179	43	42	5	3	0	15	53	.296	41	6	38	1	.392	1	7	11-14	88	161	12	.954
TOTAL	.259	108-108	355	70	92	10	4	0	41	110	.310	59	14	57	6	.383	3	13	18-25	181	272	18	.962

Midshipmen Profiles



#38 ADRIAN CHINNERY
C * R/R * 6-0 * 180
JUNIOR * 2VL
WILMINGTON, DEL.
JOHN DICKINSON



Chinnery's Career Highs

Runs 4, vs. Coppin State (2/25/15)
 Hits 4, vs. Coppin State (2/25/15)
 RBI 4, at North Carolina A&T (2/14/15)
 Stolen Bases N/A
 Hit Streak 11 games (4/5 - 4/25/15)

Career Honors

- First Team All-Patriot League (2015 - C)

As a Sophomore in 2015

- A dynamic two-way threat who ranked highly in the Patriot League in a variety of both offensive and defensive categories: seventh with a .314 batting average... eighth in walks (22) ... 10th in on-base percentage (.393)
- Feared defender, caught 15 of 38 attempted basestealers; fewest steal attempts (38) and successful steals (23) amongst starting P.L. catchers
- Started 51 games with 46 coming from behind the plate as the catcher.
- Found himself located the majority of the time in the middle of the batting order with 18 starts as the cleanup, 14 in the six-hole and 11 in the seven-hole
- Ranked third on the team with eight multi-RBI games, including a four-RBI performance at North Carolina A&T in second game of the season
- Posted an 11-game hitting streak from 4/5 to 4/25/15; raised his batting average from .292 to .321; part of a stretch where he had hits in 18 of 20 games
- Opened campaign swinging a scorching bat with five games of three or more hits in first seven contests for a .586 batting average (17-29), 11 RBIs and six extra-base hits (four doubles, triple and home run)
- Notched 12 multi-hit games, including a four-hit outing versus Coppin State (2/25)
- Hit first career home on Feb. 14 at North Carolina A&T
- Elevated his game on offense with runners in scoring position with a .364 batting average (24-66)

As a Freshman in 2014

- Appeared in 26 games with 20 starts at catcher
- Made first career appearance and start at Florida A&M on Feb. 16; went 1-for-4 at the plate
- Set single-game career-highs for hits (3), runs scored (2) and RBIs (2) at Lafayette on April 13
- Recorded just three starts in non-conference slate before taking the reigns at the Mids' primary catcher in conference play; started 16 of Navy's final 18 games versus Patriot League opposition
- Ranked sixth in the conference with 9 runners caught stealing (9)

High School

- Four-year letterwinner at John Dickinson High School for coach John Nelson, Jr.
- Served as team captain for the Rams for three seasons, 2010-'12
- Prepped at NAPS for 2013 school year

Personal


- Son of Stephen and Joan
- Enjoys playing basketball and spending time with his family during his free time

Year	AVG.	GP-GS	AB	R	H	2B	3B	HR	RBI	TB	SLG	BB	HBP	SO	GDP	OB%	SF	SH	SB-ATT	PO	A	E	FLD%
2014	.190	26-20	58	5	11	0	0	0	4	11	.190	3	3	10	3	.266	0	2	0-1	116	24	2	.986
2015	.314	54-51	172	31	54	8	2	1	27	69	.401	22	1	36	8	.393	1	7	0-0	361	54	4	.990
TOTAL	.283	80-71	230	36	65	8	2	1	31	80	.348	25	4	46	11	.362	1	9	0-1	477	78	6	.989

Midshipmen Profiles



#51 KYLE CONDRY
 RHP * R/R * 6-2 * 195
 JUNIOR * 2VL
 HIGHLAND VILLAGE, TEXAS
 FM MARCUS



Condry's Career Bests

Innings Pitched 9.0, vs. Lehigh (4/20/14)
 Strikeouts 11, vs. NYIT (3/13/15)
 Longest Start w/5 or less hits 9.0 IP, vs. Lehigh (4/20/14)
 Longest Outing w/o Walk 5.0 IP at Holy Cross (4/5/15)

Career Honors

- Patriot League All-Tournament Team (2015)
- Patriot League Rookie of the Week (4/21/14)

As a Sophomore in 2015

- Versatile arm for the Midshipmen with 11 games started and seven relief appearances
- Earned a spot on the Patriot League All-Tournament team with three strong outings in high-pressure situations: three innings of one-run relief versus Lafayette (5/9) after Luke Gillingham left early with an injury; two shutout innings in extras against Lehigh (5/17) in an elimination game two for the Mids and then four one-run innings in a start versus the same Mountain Hawks squad in a winner-take-all game three 30 minutes later ... Ended postseason with a line of 9.1 innings pitched, nine strikeouts, two runs (one earned), five hits and two walks
- Joined the weekend rotation as the fourth starter beginning on March 13 versus NYIT and made starts the next seven weekends
- Recorded a career-high 11 strikeouts against NYIT (3/13) over a season-high seven innings pitched; previous high was four
- Collected first win of the season at home versus Lafayette (4/12) with a 5.2-inning effort

As a Freshman in 2014

- Appeared in 10 games as a freshman with two starts
- Made first career relief appearance at Florida A&M on Feb. 16 and first career start on April 20 versus Lehigh
- In start versus Mountain Hawks on April 20, he threw a complete game five-hitter in Navy's 4-1 win to complete the series sweep. Only needed three pregame warm-up pitches and 102 in-game pitches to complete the gem
- Named both Patriot League Rookie and NAAA Athlete of the Week on April 21 for his Lehigh performance
- Longest relief appearance was 3.2 innings at UMES on April 9

High School

- Two-year varsity letterwinner at FM Marcus High School for Dustin Sykora
- Named to Rawlings All-Region team in 2012: Texas Region Honorable Mention
- Prepped at NAPS for 2013 school year

Personal

- Son of Mark and Dee
- Teammate of Dallas Baptist LHP Colin Poche '16 at Marcus High
- Uncle, Robert Condry graduated USNA in 1977

Year	ERA	W-L	APP	GS	CG	SHO	CBO	SV	IP	H	R	ER	BB	SO	2B	3B	HR	BF	BAVG.	WP	HBP	BK	SFA	SHA
2014	6.08	1-2	10	2	1	0	1	0	23.2	25	17	16	5	12	3	0	1	100	.294	2	4	0	4	2
2015	3.97	2-5	18	11	0	0	1	0	59.0	61	33	26	17	45	7	1	4	265	.269	2	11	1	4	6
TOTAL	4.57	3-7	28	13	1	0	2	0	82.2	86	50	42	22	57	10	1	5	365	.276	4	15	1	8	8

Midshipmen Profiles



#29 GEORGE COUGHLIN
 RHP * R/R * 6-0 * 176
 JUNIOR * 2VL
 ARVADA, COLO.
 LAKEWOOD



Coughlin's Career Bests

Innings Pitched 9.0, vs. Lafayette (5/10/15)
 Strikeouts 10, at Army West Point (4/25/15)
 Longest Start w/3 or less hits 9.0 IP, vs. Lafayette (5/10/15)
 Longest Outing w/o Walk 9.0 IP, vs. Lafayette (5/10/15)

As a Sophomore in 2015

- Broke through as a second-year member of the starting rotation; pitched in and started all 13 games with majority as the number two starter
- Struck out the third-most batters in the Patriot League with 72 punchouts
- 9.30 Strikeout/9 rate (72/69.2 IP) was 85th-best in NCAA Division I
- Tied for second in the league with seven wins with teammates Jett Meenach and Stephen Moore; trailed just Luke Gillingham ... also ranked second in the P.L. in games started with 13
- Hurlled six quality starts (6 IP & 3 or less ER), including four versus Patriot League competition down the stretch
- Had five or more strikeouts in nine different starts with 10 at Army (4/25) leading the way
- Helped Mids clinch 2015 Army-Navy Star series with his 10-strikeout effort at West Point (4/25); final line was 7.0 innings, two earned runs, two hits and three walks over 102 pitches
- Recorded his first career complete game shutout in a Patriot League Semifinal clinching win over Lafayette (5/10); struck out five and allowed just three hits in the 8-0 win ... in recognition was named the NAAA Athlete of the Week
- Buckled down with two outs versus opponents as he allowed just a .208 batting average (16-77)

As a Freshman in 2014

- Appeared in 11 games with six starts as a freshman
- Threw the fourth-most innings on the staff with 35.1 frames
- Made first career relief appearance at Freedom Classic versus Air Force on Feb. 22 and first career start at home versus Washington College on March 10
- Held Washington College to three hits and one unearned run over career-high five innings pitched; also struck out career-high five batters in same game
- Right-handed opponents hit .225 versus Coughlin

Coughlin in the Navy Record Book

Season	Most Strikeouts/9	10th: 9.30/9 (2015)
Season	Most Games Started	10th: 13 (2015)

High School

- Three-year letterwinner at Lakewood High School for coach Derrick Peterson
- Named to First-Team All-Conference as a senior in 2013
- Pitched as a member of the Colorado Rockies Scout Team in travel ball
- Also participated as a member of Lakewood's basketball program

Personal


- Son of George and Mandy
- Enjoys fly fishing, outdoor activities at his cabin and visiting his mother's homeland, New Zealand
- Mother, Mandy was a collegiate sprinter and hurdler

Year	ERA	W-L	APP	GS	CG	SHO	CBO	SV	IP	H	R	ER	BB	SO	2B	3B	HR	BF	BAVG.	WP	HBP	BK	SFA	SHA
2014	5.60	2-4	11	6	0	0	0	0	35.1	41	25	22	10	22	10	0	1	163	.285	4	7	1	0	2
2015	4.00	7-3	13	13	1	1	0	0	69.2	62	32	31	19	72	13	4	4	295	.238	1	9	1	1	5
TOTAL	4.54	9-7	24	19	1	1	0	0	105.0	103	57	53	29	94	23	4	5	458	.254	5	16	2	1	7

Midshipmen Profiles



#8 JETT MEENACH
RHP * R/R * 6-2 * 200
JUNIOR * 1VL
FLOWER MOUND, TEXAS
FLOWER MOUND



Meenach's Career Bests

Innings Pitched..... 4.1, two times, MR: vs. Towson (3/11/15)
 Strikeouts 4, four times, MR: vs. Lafayette (4/12/15)
 Longest Outing w/o Hit..... 2.0 IP, two times, MR: at UMES (4/8/15)
 Longest Outing w/o Walk 4.1 IP, vs. Towson (3/11/15)

Career Honors

- Second Team All-Patriot League (2015 - RP)
- National Pitcher of the Year Watch List (2015)

As a Sophomore in 2015

- After a non-descript freshman season as a backup corner infielder, he transitioned to the mound as a sidearm reliever with outstanding results
- Named to watch list for National Pitcher of the Year in late April; one of 46 candidates
- One of 10 NCAA Division I relievers with seven or more wins and less than 50.0 innings pitched; one of three with 100.0% winning percentage
- Posted the lowest ERA in the Patriot League amongst relief pitchers with more than 20 innings pitched
- Ranked in the top-10 for Patriot League hurlers in four different categories: first in games finished (17), second in total appearances (24), second in victories (7) though tops amongst relievers and tied for third in saves (4)
- After allowing two runs (one earned) over his first two outings only was touched up for a run once, versus Delaware State (3/4), over the next 10 times called on in relief during the span of Feb. 25 to March 28; helped drop his ERA to a season-low 0.73 as a result
- Between March 11 and May 3, ERA was never higher than 1.20 (April 5)
- Totaled 43 strikeouts over 45.1 innings pitched, including three or more in eight different contests with a high of four coming on four separate occasions
- Possesses a durable arm that threw 2.0 or more innings in 13 of 24 games, including 4.1 versus both Air Force (3/1) and Towson (3/11)
- Second-lowest batting average against on Navy's staff with a .232 mark and just six extra-base hits allowed
- A strong competitor with two outs on the scoreboard, he allowed opponents to post just a .135 batting average (7-52); tops on the team
- Took advantage of his positional background and fielded 23 chances with errorless results, including four grounders to the mound versus Air Force (3/1)

Meenach in the Navy Record Book

Season	Most Appearances	4th: 24 (2015)
Season	Most Saves	6th: 4 (2015)

As a Freshman in 2014

- Appeared in 9 games with two starts at DH
- Made collegiate debut as a pinch hitter versus Washington College (3/10) and first start versus UMBC (3/12)
- Recorded first career hit against UMES (4/8) and first RBI at Delaware State (4/23)
- Finished first season with 2 hits in 16 at bats
- Drew four walks to help give him a .300 on-base percentage

High School

- Varsity letterwinner at Flower Mound High School for Danny Wallace
- Named to Rawlings All-Region team in 2013: Texas Region Hon. Mention
- Honored on the First Team All-District squad for 5-5A as a senior in 2013
- Also lettered in football at Flower Mound, earning Second Team All-District honors as a WR in 2012

Personal

- Son of Ed and Jacquie
- Three family members participated in collegiate athletics: father Ed played baseball at Otero Junior College, mother Jacquie played basketball at Midwestern State University and brother Josh played football at Mount Union
- Teammate of BYU IF Mackay Jacobsen '17, Texas RHP Kyle Johnston '18, West Virginia RHP B.J. Myers '18 and West Virginia LHP Seth Jordan '18 at Flower Mound HS
- Enjoys golfing in his free time

Pitching

Year	ERA	W-L	APP	GS	CG	SHO	CBO	SV	IP	H	R	ER	BB	SO	2B	3B	HR	BF	BAVG.	WP	HBP	BK	SFA	SHA
2015	1.99	7-0	24	0	0	0	0	4	45.1	38	11	10	12	43	3	1	0	185	.232	2	5	0	2	2
TOTAL	1.99	7-0	24	0	0	0	0	4	45.1	38	11	10	12	43	3	1	0	185	.232	2	5	0	2	2

Batting

Year	AVG.	GP-GS	AB	R	H	2B	3B	HR	RBI	TB	SLG	BB	HBP	SO	GDP	OB%	SF	SH	SB-ATT	PO	A	E	FLD%
2014	.125	9-2	16	3	2	0	0	0	1	2	.125	4	0	3	0	.300	0	0	0-0	0	7	0	1.000
TOTAL	.125	9-2	16	3	2	0	0	0	1	2	.125	4	0	3	0	.300	0	0	0-0	0	7	0	1.000

Midshipmen Profiles



#16 NICK PAGLIALONGA
C * R/R * 6-0 * 190
JUNIOR * 1VL
LAKE FOREST, CALIF.
EL TORO



Paglialonga's Career Highs

Runs1, two times, MR: vs. Coppin St. (4/2/14)
 Hits1, two times, MR: vs. Coppin St. (4/2/14)
 RBI N/A
 Stolen Bases N/A
 Hit Streak N/A

As a Sophomore in 2015

- Appeared in four contests with pinch-hitting assignments versus Delaware State (3/9) and Coppin State (4/1), a defensive replacement call at catcher against NYIT (3/15) and his collegiate debut on the mound as a pitcher on the road at Delaware State (4/15)
- Went 0-for-2 in two plate appearances
- On the mound versus Delaware State, he quickly retired two of his first three batters, including one on a strike three swinging, before back-to-back base hits and an error resulted in two runs (one earned)

As a Freshman in 2014

- Saw action in 18 games with 11 starts behind the plate at the catcher position
- Finished his debut campaign with two hits over 33 at bats and two runs scored
- Notched his first collegiate hit versus UMBC (3/12) in a one-for-three day at the plate
- Threw out two runners attempting steals
- Made starts in conference play at Bucknell (3/31) and at Lafayette (4/13)

High School

- Letterwinner at El Toro High School in Lake Forest, Calif. for head coach Mike Gonzales
- Named to Rawlings All-Region team in 2013: California Region Honorable Mention
- El Toro is the the three-time defending champion of the South Coast League (2011-13)

Personal

- Five high school teammates from the Class of 2013 are playing D1 baseball: Mississippi State C Gavin Collins, Bucknell IF Sam Clark, Yale RHP Chasen Ford, U. of San Francisco IF Dan James, and Kansas RHP Stephen Villines. Another, Jonah Arenado was drafted and is a member of the San Francisco Giants' minor league system
- Famous alums from El Toro include Major Leaguers Nolan Arenado '09 (Colorado Rockies) and Austin Romine '07 (New York Yankees)

Batting

Year	AVG.	GP-GS	AB	R	H	2B	3B	HR	RBI	TB	SLG	BB	HBP	SO	GDP	OB%	SF	SH	SB-ATT	PO	A	E	FLD%
2014	.061	18-11	33	2	2	0	0	0	0	2	.061	2	0	5	2	.114	0	0	0-0	67	15	1	.988
2015	.000	3-0	2	0	0	0	0	0	0	0	.000	0	0	1	0	.000	0	0	0-0	3	0	0	1.000
TOTAL	.057	21-11	35	2	2	0	0	0	0	2	.057	2	0	6	2	.108	0	0	0-0	70	15	1	.988

Pitching

Year	ERA	W-L	APP	GS	CG	SHO	CBO	SV	IP	H	R	ER	BB	SO	2B	3B	HR	BF	BAVG.	WP	HBP	BK	SFA	SHA
2015	9.00	0-0	1	0	0	0	0	0	1.0	3	2	1	0	1	0	0	0	6	.500	0	0	0	0	0
TOTAL	9.00	0-0	1	0	0	0	0	0	1.0	3	2	1	0	1	0	0	0	6	.500	0	0	0	0	0

Midshipmen Profiles



#14 LELAND SAILE
OF * R/R * 6-0 * 200
JUNIOR * 2VL
LAND O' LAKES, FLA.
JESUIT



Saile's Career Highs

Runs.....3, at North Carolina A&T (2/14/15)
 Hits.....3, six times, MR: vs. Lafayette (5/9/15)
 RBI.....4, four times, MR: vs Lafayette (5/9/15)
 Stolen Bases.....N/A
 Hit Streak.....5 games (4/13 - 4/20/14)

As a Sophomore in 2015

- Played in 37 games with 33 starts with 30 starting nods as a DH and three in right field
- Tied for team lead with two home runs as he connected for homers at Army (4/25) and Georgetown (4/29); the first two of his career
- Had eight multi-hit games, including a season-high three on three separate occasions
- Recorded eight multi-RBI games with three separate four-RBI contests with the most recent occurrence at home versus Lafayette (5/9) in the Patriot League semifinals
- Began the year by going 4-13 for a .308 batting average with three runs scored, five RBIs and two doubles in opening series at North Carolina A&T
- An arm injury early in the season limited his play on the field to those three games at North Carolina A&T (2/13-14) before coming back and settling into the starting DH role beginning versus NYIT on March 13
- In a late season seven-game span: at Army (4/25-26), at Georgetown (4/29) and at home against Lafayette (5/9-10) in the postseason, he combined to go 9-21 for a .429 batting average with two home runs, three doubles and 10 RBIs

High School

- Three-year varsity letterwinner at Jesuit High School for Richie Warren
- Named to Rawlings All-Region team in 2013: Florida Honorable Mention
- Honored on the Hillsborough All-County team in 2013
- Jesuit was ranked No. 1 nationally for a period of time in each of Saile's three seasons and won FHSAA district titles each year
- Also earned two varsity letters as a QB on Jesuit's football team

Personal

- Son of Jeffrey and Kathryn
- Four teammates at Jesuit (Senior Class '13) are currently playing NCAA Division 1 baseball: Vanderbilt LHP John Kilichowski, North Carolina RHP Spencer Trayner, North Carolina C Adrian Chacon and South Florida RHP/OF Daniel Portales
- Houston Astro 2012 First Round pick and current Major Leaguer Lance McCullers was teammate of Saile during the 2011 and '12 seasons at Jesuit

As a Freshman in 2014

- Appeared in 44 games with 40 starts with 28 as RF and 12 as DH
- Registered his first career hit versus Monmouth (3/8); for the day went 2-4 with one run scored and one RBI versus the Hawks
- Had nine multi-hit games, including three-hit days versus Delaware State (3/20) and Army (4/27)
- In home matchup against Delaware State (3/20) he went 3-for-5 with two doubles, four RBIs and a run scored
- Had multiple RBIs on five separate occasions
- Combined to hit .254 in 18 Patriot League contests with nine runs scored and eight RBIs
- Recorded the second-most doubles on the Mids with eight
- Hit .273 versus LHP and .309 with runners in scoring position
- Team-high 14 RBIs with two outs

Year	AVG.	GP-GS	AB	R	H	2B	3B	HR	RBI	TB	SLG	BB	HBP	SO	GDP	OB%	SF	SH	SB-ATT	PO	A	E	FLD%
2014	.229	44-40	144	18	33	8	2	0	21	45	.313	8	5	27	7	.291	1	3	0-0	51	2	0	1.000
2015	.236	37-33	118	19	29	8	2	2	28	47	.398	14	5	29	2	.345	2	0	0-0	6	1	0	1.000
TOTAL	.237	81-73	262	37	62	16	4	2	49	92	.351	22	10	56	9	.316	3	3	0-0	57	3	0	1.000

Midshipmen Profiles



#42 ADAM JOHNSON

RHP * R/R * 6-0 * 175

JUNIOR * Sq

BRENTWOOD, TENN.

BRENTWOOD

As a Sophomore in 2015

- Sidelined as he rehabilitated his arm

As a Freshman in 2014

- Did not see action before undergoing surgery on arm injury

High School

- Three-year varsity letterwinner at Brentwood High School for Brian Popovich
- Named to Rawlings All-Region team in 2013: Southeast Region Honorable Mention
- Ranked as the 21st-best high school senior and 12th-best RHP in Tennessee by Perfect Game in 2013

Personal

- Son of Craig and Lesa
- Teammate of Vanderbilt OF Bryan Reynolds '17 at Brentwood High



#27 COLBY SCIARRILLA

RHP * R/R * 6-0 * 180

JUNIOR * 1VL

VIDOR, TEXAS

VIDOR

Sciarrilla's Career Bests

Innings Pitched 1.0, three times, MR: vs. Holy Cross (4/5/14)
 Strikeouts 2, at Florida A&M (2/16/14)
 Longest Outing w/o Hit 1.0 IP, vs. Air Force (2/22/14)
 Longest Outing w/o Walk 1.0 IP, vs. Air Force (2/23/14)

As a Sophomore in 2015

- Unable to play after undergoing arm surgery

As a Freshman in 2014

- Pitched in eight games as a freshman out of the bullpen
- Recorded both of his outs in his debut at Florida A&M (2/16) via strikeout
- Struck out four batters over his 5.1 innings pitched
- Threw a scoreless inning in his only Patriot League outing of the year versus Holy Cross (4/5)

High School

- Four-year letterwinner at Vidor High School as a catcher and pitcher for Head Coach Kyle Green
- Twice named to All-District 20-4A teams: 2012 - Second Team and 2013 - First Team
- Earned three letters as a DB/WR on the Vidor High football team

Personal

- Son of Ronald, Jr. and Darla
- Born in Gallup, New Mexico
- Graduated Vidor High as his class Salutatorian

Year	ERA	W-L	APP	GS	CG	SHO	CBO	SV	IP	H	R	ER	BB	SO	2B	3B	HR	BF	BAVG.	WP	HBP	BK	SFA	SHA
2014	5.06	0-0	8	0	0	0	0	0	5.1	8	6	3	5	4	2	1	1	29	.348	2	1	0	0	0
2015	DNP-INJURY																							
TOTAL	5.06	0-0	8	0	0	0	0	0	5.1	8	6	3	5	4	2	1	1	29	.348	2	1	0	0	0

Midshipmen Profiles



#28 STEPHEN BORN

OF * L/R * 5-10 * 175
 SOPHOMORE * 1VL
 STRAFFORD, PA.
 CONESTOGA



Born's Career Highs

Runs 3, at Lehigh (4/18/15)
 Hits 4, at Delaware State (4/15/15)
 RBI 5, at Delaware State (4/15/15)
 Stolen Bases 1, four times, MR: at Lehigh (4/19/15)
 Hit Streak 12 games (4/1 - 4/19/15)

Career Honors

- Patriot League Rookie of the Week (4/20/15)

As a Freshman in 2015

- Before earning a regular starting role he was a top option off the bench with 14 substitute appearances (second-most on team); played in 34 total games
- Named Patriot League Rookie of the Week on April 20 for five-game set versus Delaware State and Lehigh in which he hit .579 (11-19) with three or more hits in three games, eight RBIs, two doubles and a home run (the first of his career at Lehigh on 4/18)
- Sidelined for three weeks due to an injury in conference play, but came back versus Lafayette in the Patriot League semifinals
- Had eight multi-hit games, including a season-high four at Delaware State (4/15)
- Posted a 12-game hitting streak from April 1 to April 19; raised his batting average from .304 to .439
- Extended streak of reaching base by a game with a walk in game two on April 19
- In 16 of his 20 starts, he found himself hitting in the middle of the batting order; 10 starts as cleanup, three in five-hole and three in six-hole
- Ranked second on the team with a .426 batting average (26-61) against right-handed pitching
- Hit a team-high .421 (16-38) with runners on base, in addition to a .407 mark with runners in scoring position

High School

- Three-year letterwinner at Conestoga High School for head coach John Vogan
- Recognized on the All-Southeastern Pennsylvania first team in 2014, as well as on the All-Central League first team in 2013 and 2014
- Named team MVP in 2014
- Served as team captain as a senior
- Helped Conestoga reach the PIAA Class AAAA state finals in 2014

Personal

- Son of Scott and Meg
- Twin brother, Andrew is a freshman outfielder on the Davidson College baseball team
- Enjoys fishing and kayaking as hobbies
- Member of the National Honor Society and Student United Way
- In addition to his brother, six other teammates at Conestoga are either playing or signed to play D1 baseball: Col. Of Charleston IF Tommy Richter '18, Georgetown OF Austin Shirley '18, Hofstra IF Max Dolente '18, LIU-Brooklyn IF Andrew Turner '18, UNC LHP Brendon Little '19 and Elon IF Ryne Ogren '19

Year	AVG.	GP-GS	AB	R	H	2B	3B	HR	RBI	TB	SLG	BB	HBP	SO	GDP	OB%	SF	SH	SB-ATT	PO	A	E	FLD%
2015	.398	34-20	83	16	33	5	2	1	14	45	.542	4	2	5	0	.429	2	2	4-6	19	0	1	.950
TOTAL	.398	34-20	83	16	33	5	2	1	14	45	.542	4	2	5	0	.429	2	2	4-6	19	0	1	.950

Midshipmen Profiles



#23 COLIN BRADY

RHP * R/R * 6-4 * 195

SOPHOMORE * 1VL

SENECA, S.C.

PENDLETON



Brady's Career Bests

Innings Pitched 4.0, vs. UMBC (4/21/15)
 Strikeouts 4, at UMES (4/8/15)
 Longest Outing w/o Hit 4.0 IP, vs. UMBC (4/21/15)
 Longest Outing w/o Walk 3.0 IP, vs. Bucknell (3/29/15)

Career Honors

- Patriot League Rookie of the Week (3/30/15)

As a Freshman in 2015

- Pitched in 13 games, including starts at Delaware State (4/15) and Georgetown (4/29)
- Earned Rookie of the Week honors from Patriot League after hurling five scoreless relief innings versus UMBC (3/25 – 1.0), Bucknell (3/28 – 1.0) and Bucknell (3/29 – 3.0)
- Registered his first collegiate decision in game two of doubleheader versus Bucknell (3/29); struck out two Bison hitters over three innings and only allowed one baserunner
- Threw a career-high four innings in relief versus UMBC (4/21); didn't allow a hit or run
- In seven appearances out of the bullpen between March 15 and April 8 he didn't allow a run to score and never more than one hit an outing; helped drop ERA to a season-low 3.95 after UMES game (4/8)

High School

- Lettered in three sports while at Pendleton H.S., including four in baseball for coach David Skelly and three in each of football (QB, K) and basketball (G)
- Selected to the All-State and All-Region teams as a senior in 2013
- Also named to the All-Region team as a junior
- Recognized on the Perfect Game All-Atlantic Region honorable mention team in 2013
- Helped Pendleton baseball to the 2012 district title
- Served as team captain of the baseball team
- Prepped during the 2013-14 school year at NAPS
- Named team MVP at NAPS for the 2014 season

Personal

- Son of Tim and Erica
- Both parents were collegiate athletes as Tim played two years of baseball at Elon, while Erica swam for two years at Springfield College
- Participated in Pendleton's Beta Club
- In his free time, he enjoys time at the lake, being with his family and watching sports
- Served as a bat boy at Clemson for Jack Leggett, as well with the 2006 Team USA collegiate team for Tim Corbin
- High school teammate of Clemson RHP Garrett Lovorn '16 and Ohio State football DL Michael Hall '17

Year	ERA	W-L	APP	GS	CG	SHO	CBO	SV	IP	H	R	ER	BB	SO	2B	3B	HR	BF	BAVG.	WP	HBP	BK	SFA	SHA
2015	6.85	1-0	13	2	0	0	0	0	22.1	26	17	17	13	12	8	2	3	106	.295	3	2	0	1	2
TOTAL	6.85	1-0	13	2	0	0	0	0	22.1	26	17	17	13	12	8	2	3	106	.295	3	2	0	1	2

Midshipmen Profiles



#32 SEAN KAMHOOT

OF * R/R * 6-2 * 195
 SOPHOMORE * 1VL
 GAINESVILLE, FLA.
 F.W. BUCHHOLZ



Kamhoot's Career Highs

Runs1, four times, MR: at Georgetown (4/29/15)
 Hits 2, vs. Air Force (3/1/15)
 RBI3, two times, MR: at Georgetown (4/29/15)
 Stolen Bases N/A
 Hit Streak 4 games (2/25 - 3/1/15)

As a Freshman in 2015

- Made 14 starts with eight appearances as the starting left-fielder, five as the DH and one in right field
- One of the top pinch-hitting options off the bench as he recorded a .375 batting average (3-8) when called upon; second most at bats in that situation on the team
- Debuted at home versus Coppin State (2/25) as a pinch hitter and went 1-for-1 with an RBI double
- Recorded hits in each of his first four games: Coppin State (2/25), Air Force (2/28-3/1) and came out of that stretch with a .500 batting average (5-10) with three doubles and two runs scored
- Drove in a season-high three RBIs on the road against both Lehigh (4/18) and Georgetown (4/29)

Personal


- Son of Todd and Sandra
- Enjoys hunting and fishing in his free time
- Member of the National Honor Society
- High school and travel ball teammates include: minor league players OF Max White of Colorado Rockies, OF Levon Washington of Cleveland Indians, OF Jordan Austin of Boston Red Sox and IF Tucker Neuhaus of Milwaukee Brewers, as well as collegiate players Jacksonville U. IF Sam Armstrong '18 and Florida International RHP David Lee '18

High School

- Four-year varsity letterwinner at the P.K. Yonge School for Brian Simmons from 2009 to 2012
- Lettered his senior year at Buchholz High School for Ron Brooks in 2013
- Prepped at NAPS for the 2013-14 school year
- Won four straight district championships at P.K. Yonge and Buchholz from 2010 to 2013 in baseball
- Named the Gainesville Sun All-Area second team in 2012 and first team in 2013
- Recognized on the Perfect Game All-Florida Region honorable mention team in 2013
- Also earned two letters as a guard on the basketball team at P.K. Yonge


Year	AVG.	GP-GS	AB	R	H	2B	3B	HR	RBI	TB	SLG	BB	HBP	SO	GDP	OB%	SF	SH	SB-ATT	PO	A	E	FLD%
2015	.231	22-14	52	4	12	5	0	0	9	17	.327	6	0	16	1	.300	2	1	0-1	9	0	1	.900
TOTAL	.231	22-14	52	4	12	5	0	0	9	17	.327	6	0	16	1	.300	2	1	0-1	9	0	1	.900

Midshipmen Profiles



#19 LOGAN KNOWLES

IF * L/R * 6-1 * 175
 SOPHOMORE * 1VL
 PORT ORCHARD, WASH.
 SOUTH KITSAP



Knowles' Career Highs

Runs 2, vs. Lehigh (5/16/15)
 Hits 2, four times, MR: at Delaware State (4/15/15)
 RBI 3, vs. Lafayette (5/9/15)
 Stolen Bases 1, three times, MR: vs. Chestnut Hill (5/3/15)
 Hit Streak 3 games, two times, MR: (3/28 - 3/29/15)

As a Freshman in 2015

- Came off the bench six times early in non-conference play before taking over the starting third base role on March 21 and not missing a game during the second half of the season; eventually ended up with 37 total starts
- Recorded the second-most successful sacrifice bunts in Patriot League with nine
- Strong-armed defender with solid glove, he only was charged with three errors over 20 conference games
- Registered his first career hit, RBI and run versus Coppin State (2/25) in a substitute role
- Collected eight hits over his first two weekend series as a starter against Princeton (3/21-22) and Bucknell (3/28-29) for a .333 batting average (8-24); added three runs scored and two RBIs over that span
- Netted his first career home run with a three-run, inside-the-park knock versus Lafayette in game two of the Patriot League semifinals (5/9)

Personal

- Son of Mark and Jennifer
- Father, Mark, golfed at Washington State University for four years
- Hobbies include skiing, basketball and golfing
- Participated as a senator in South Kitsap's student government

High School

- A three-sport athlete at South Kitsap High School; earned three varsity letters in baseball for head coach Marcus Logue, as well as three in football (WR, S) and two in basketball (G)
- Named to the WSBCA Class 4A All-State Second Team in 2014, in addition to his previous honor to the All-Narrows League 4A First Team the same year
- Served as baseball team captain as a senior
- Helped squad to the All-Narrows League title and runner-up at the 4A Washington State Championship game in both 2013 and 2014
- Chosen to the Perfect Game All-West Region honorable mention team in 2014
- Named Male Athlete of the Year at South Kitsap in 2014
- Recognized with the Army Reserve National Scholar-Athlete award as a senior

Year	AVG.	GP-GS	AB	R	H	2B	3B	HR	RBI	TB	SLG	BB	HBP	SO	GDP	OB%	SF	SH	SB-ATT	PO	A	E	FLD%
2015	.183	43-37	120	13	22	2	1	1	12	29	.242	11	5	14	1	.279	0	9	3-3	16	75	7	.929
TOTAL	.183	43-37	120	13	22	2	1	1	12	29	.242	11	5	14	1	.279	0	9	3-3	16	75	7	.929

Midshipmen Profiles




#37 BEN LOWE

IF * R/R * 6-0 * 210

SOPHOMORE * 1VL

MEMPHIS, TENN.

EVANGELICAL CHRISTIAN



Lowe's Career Highs (Hitting)

Runs 3, vs. NYIT (3/15/15)
 Hits 2, three times, MR: vs. Princeton (3/22/15)
 RBI 3, at Lehigh (4/18/15)
 Stolen Bases N/A
 Hit Streak 3 games, (3/21 - 3/22/15)

Lowe's Career Bests (Pitching)

Innings Pitched 4.0, two times, MR: at UMBC (3/25/15)
 Strikeouts 3, two times, MR: at UMBC (3/25/15)
 Longest Outing w/o Hit 2.0 IP, vs. Coppin State (2/25/15)
 Longest Outing w/o Walk 2.0 IP, vs. Coppin State (2/25/15)

As a Freshman in 2015

- Appeared in 26 games and made 18 starts with 13 at first base, three on the mound as a starting pitcher and two at DH
- Strong and powerful option at first base or off the bench, he tied for team lead with two home runs; connected for a solo shot as a pinch hitter versus Delaware State (3/9) and again off the bench for a three-run blast at Lehigh (4/18)
- Reached base in nine consecutive games from March 9 to March 28; collected hits in six of those contests and totaled a .348 batting average (8-23)
- Earned the starting nod in the infield in all four games of the Princeton (3/21-22) and Bucknell (3/28-29) series
- As a pitcher, he appeared in seven games with three starts
- Began season with a 1.38 ERA over his first five contests (2 ER/13.0 innings), including three scoreless outings: 2.0 IP versus Coppin State (2/25), 1.0 IP versus Delaware State (3/4) and 4.0 IP in a start at UMBC (3/25)
- Struck out three batters on two occasions: Georgetown (3/18) and at UMBC (3/25)

High School

- Four-year varsity letterwinner at Evangelical Christian School for Ryan Porter
- Helped lead ECS to 2AA Tennessee State Championships in 2011 and 2013
- Named to the All-State team as a senior in 2014; earned All-Metro and All-Region honors each year from 2012 through 2014
- Recognized on the Perfect Game All-Southeast Region honorable mention team in 2014
- Served as the baseball team captain
- Also lettered in football for three years as a linebacker and fullback

Personal

- Son of David and Laura
- Father, David, played football at Ole Miss from 1978 to 1982
- Enjoys both deer and duck hunting
- Participated in FCA, SLI and was the president of the Big Eagle Club at ECS
- Two teammates from Evangelical Christian School are playing D1 baseball: Mississippi State OF Brent Rooker '17 and Samford OF Preston Parrish '18


Hitting

Year	AVG.	GP-GS	AB	R	H	2B	3B	HR	RBI	TB	SLG	BB	HBP	SO	GDP	OB%	SF	SH	SB-ATT	PO	A	E	FLD%
2015	.286	20-15	49	10	14	1	0	2	7	21	.429	4	4	15	2	.386	0	1	0-0	99	8	0	1.000
TOTAL	.286	20-15	49	10	14	1	0	2	7	21	.429	4	4	15	2	.386	0	1	0-0	99	8	0	1.000

Pitching

Year	ERA	W-L	APP	GS	CG	SHO	CBO	SV	IP	H	R	ER	BB	SO	2B	3B	HR	BF	BAVG.	WP	HBP	BK	SFA	SHA
2015	6.14	0-0	7	3	0	0	0	0	14.2	15	10	10	10	8	2	1	0	71	.273	1	3	0	2	1
TOTAL	6.14	0-0	7	3	0	0	0	0	14.2	15	10	10	10	8	2	1	0	71	.273	1	3	0	2	1

Midshipmen Profiles



#24 BEN McGRATH

1B * S/L * 6-0 * 185
 SOPHOMORE * 1VL
 PALM BEACH GARDENS, FLA.
 OXBRIDGE ACADEMY



McGrath's Career Highs

Runs 2, four times, MR: vs. Lafayette (5/9/15)
 Hits 3, two times, MR: vs. Lehigh (5/16/15)
 RBI 3, three times, MR: Lafayette (5/9/15)
 Stolen Bases N/A
 Hit Streak 6 games (5/3 - 5/16/15)

Career Honors

- Patriot League All-Tournament Team (2015)

As a Freshman in 2015

- Opening Day starter for Navy at first base and started the first eight games of the season before rotating reps and eventually taking over the job full-time beginning with April 1 contest versus Coppin State
- Appeared in 44 games with 39 total starts
- Ranked third in the Patriot League with four triples
- Earned a spot on the Patriot League All-Tournament team with a postseason line of .360 (9-25), three runs scored, nine RBIs and three doubles over six games; drove in three runs in each game of Lafayette semifinal series
- Had multiple hits in seven different games, including two games in the postseason with three hits: versus Lafayette (5/9) and Lehigh (5/16)
- Recorded six multi-RBI games with three games of two and three games of three
- Drove in 14 of his RBIs with two outs to rank second on the team
- Batting average was toiling at .171 as of April 18 before collecting hits in 11 of the next 13 games to raise average to .230; hits included six doubles and two triples

High School


- Multi-sport athlete at Oxbridge Academy, who lettered in baseball for Juan Bustabad, as well as in golf
- Selected to the All-County team as a senior
- Named to Palm Beach Post First Team for small schools in 2014
- Recognized on the Perfect Game All-Florida Region honorable mention team in 2014
- Member of the 17U East USA Baseball Championship team in 2012, Palm Beach PAL

Personal

- Son of Matthew and Madeleine
- Born in Manhattan, N.Y.
- Enjoys spending his free time being outdoors, golfing and being with friends
- Teammate of Clemson University golfer Peter Mathison '18

Year	AVG.	GP-GS	AB	R	H	2B	3B	HR	RBI	TB	SLG	BB	HBP	SO	GDP	OB%	SF	SH	SB-ATT	PO	A	E	FLD%
2015	.224	44-39	156	19	35	8	4	0	23	51	.327	10	2	28	1	.276	2	1	0-0	341	22	8	.978
TOTAL	.224	44-39	156	19	35	8	4	0	23	51	.327	10	2	28	1	.276	2	1	0-0	341	22	8	.978

Midshipmen Profiles



#30 HAYDEN SPALDING

IF * R/R * 6-1 * 170
 SOPHOMORE * Sq
 FRANKLIN, VA.
 SOUTHAMPTON



Spalding's Career Highs

RunsN/A
 HitsN/A
 RBI1, vs. Coppin State (2/25/15)
 Stolen BasesN/A
 Hit StreakN/A

As a Freshman in 2015

- Made one start in his debut season; a nod at third base versus Coppin State on Feb. 25
- Drove in his first career run on a sacrifice fly to center field against Coppin State to score Connor Deneen
- Pinch hit on four other occasions and finished with seven total at bats

High School

- A four-year letterwinner at Southampton High School for Wes Griffith
- Selected to the 2013 VHSCA Class AA All-State honorable mention team
- Named to All-Southside district teams all four years with first team nods in 2012 and 2013 and second team accolades in 2011 and 2014
- Recognized on the Perfect Game All-Atlantic Region honorable mention team in 2014
- Honored Southampton's team most valuable player as a junior and senior
- Also earned one varsity letter on the basketball team

Personal

- Son of Harry and Rebecca
- Graduated as Southampton High School's valedictorian
- In his free time he enjoys fishing, hunting and spending time with friends
- Participated in National Honor Society, Beta Club and YMCA Leader's Club
- Honored with the William & Mary Leadership Award
- High school teammate of VCU RHP Tanner Winters '18

Year	AVG.	GP-GS	AB	R	H	2B	3B	HR	RBI	TB	SLG	BB	HBP	SO	GDP	OB%	SF	SH	SB-ATT	PO	A	E	FLD%
2015	.000	5-1	7	0	0	0	0	0	1	0	.000	0	0	4	0	.000	1	0	0-0	1	1	1	.667
TOTAL	.000	5-1	7	0	0	0	0	0	1	0	.000	0	0	4	0	.000	1	0	0-0	1	1	1	.667



#5 J.P. COLTON

RHP * R/R * 6-1 * 175

FRESHMAN * HS

MAITLAND, FLA.

WINTER PARK

High School

- Two-sport letterwinner at Winter Park HS as he spent four years on the baseball team under head coach Bob King and three as a quarterback with football
- Named to the 2014 East Metro First Team All-Conference, also collected honors in 2015
- Member of a Winter Park team that went 24-6 and reached the FHSAA Class 8A regional finals in 2014
- Served as team captain for both his baseball and football teams as a senior in 2014-15
- Selected by Perfect Game to its 2015 All-Florida Region honorable mention team and 2014 underclass honorable mention team

Personal

- Son of Jeff and Mary
- Hobbies include fishing, golfing, spending time with friends, eating and sleeping
- Participated in National Honor Society, Beta Club and FCA, in addition to serving as a student body representative at Winter Park
- Three family members played either collegiate or professional baseball: father Jeff at Central Florida, cousin Ryan Colton at Stetson and cousin Kyle Colton in the minors with the Atlanta Braves ('99-'03)
- Two teammates from the Florida Burn club program are playing DI baseball: Florida IF Deacon Liput '19, Florida State RHP Chase Haney '19. Football teammate at Winter Park Tommy Whitted '19 is a linebacker at Michigan



#18 HILL GARBO

LHP * L/L * 6-1 * 180

FRESHMAN * HS

MADISON, MISS.

SOUTHLAKE CARROLL (TX)

High School

- Lettered in baseball at both Madison Central HS (MS) for two years and Southlake Carroll (TX) for one year; also swam and bowled at Madison Central
- Helped Madison to a regional championship in 2013 and Southlake Carroll to one in 2015
- Pitched in the 2013 and 2014 Area Code Games
- Recognized by Perfect Game on the publication's 2015 All-Texas Region honorable mention team, as well as on its underclass honorable mention teams in 2013 and 2014

Personal

- Son of John and Candon
- Spends his free time hunting, fishing, farming and working on trucks
- Born and raised in Madison, Miss. before moving to Texas his senior year and graduating from Southlake Carroll HS
- Extracurricular activities included: National Honor Society, Beta Club, FCA and the ACT 30+ Club
- Cousin John Reeves played collegiately at Arkansas and Rice and was drafted by the Washington Nationals following his senior year in 2015
- Four of his teammates from Southlake Carroll are playing or are signees to play DI baseball: Oklahoma State RHP Ben Leeper '19, Arkansas OF Eric Cole '19, Texas A&M IF Hector Sanchez '20 and Arkansas RHP Kole Ramage '21. Teammate at Madison Central, Ti'Quan Forbes was a second round draft pick of Texas Rangers in 2014 and currently in the team's minor league system

2016 Newcomers



#3 RECE GOODMAN

LHP * R/L * 6-2 * 195

FRESHMAN * HS

IRVINE, CALIF.

MATER DEI

High School

- Earned three varsity letters as a pitcher at Mater Dei HS for head coach Burt Call; also lettered as a quarterback with the football team
- In recognition of his senior year in 2015 was listed on the Trinity League honorable mention team
- Named to Perfect Game's All-California Region honorable mention team in 2015
- Member of the storied Mater Dei baseball program that won the 2013 USA National High School Invitational Championship, 2013 California State Boras Baseball Classic and 2013 Trinity League

Personal

- Son of Jerry and Julie
- Enjoys spending time at the beach, fishing, surfing and camping
- Extracurricular activities at Mater Dei included Senior Class President, Fellowship of Christian Athletes President, Miracles for Kids Leader and National Honor Society
- Eight high school teammates are playing professional or collegiate baseball: Colorado Rockies minor league 3B Ryan McMahon, USC C Jeremy Martinez '17, USC IF Brandon Perez '19, Notre Dame RHP Charlie Vorsheck '18, Oregon OF Austin Grebeck '17, BYU IF Bryan Call '19, Washington IF Blake Burton '19 and 2017 Cal Berkley commit Sam Cachola



#33 CHRISTIAN HODGE

C * R/R * 6-0 * 210

FRESHMAN * HS

WINDER, GA.

WINDER-BARROW

High School

- Multi-sport athlete at Winder-Barrow HS, who lettered four years in baseball for Brian Smith, as well as three times as a quarterback on the football team
- Honored on Second Team All-Region 8-A AAAA in 2012 and 2013
- Perfect Game selected Hodge to its 2014 All-Southeast Region honorable mention team
- Spent the 2014-15 school year prepping at NAPS
- Named team MVP for NAPS baseball program in 2015

Personal

- Son of Chris and Natalie
- Both parents were four-year athletes at Augusta State College, his father played baseball and mother was on the tennis team
- Enjoys spending his free time snowboarding, golfing, fishing and at the ocean
- Member of the National and Spanish Honor Societies, FCA and Key Club, while at Winder-Barrow



#26 SCOTT KOSCHO

C/OF * R/R * 5-11 * 190

FRESHMAN * HS

TRAFFORD, PA.

PENN TRAFFORD

High School

- Four-year letterwinner at Penn Trafford High School for coaches Ron Evans and Dan Miller; caught and played outfield
- Recognized on the WPIAL Class AAAA All-Section II first team in 2015 and second team in 2014
- Named to Perfect Game's All-Atlantic Region honorable mention team in 2015

Personal

- Son of Scott and Erin
- Lists fishing and camping as hobbies
- Member of the National Honor Society and Community Action Program at Penn Trafford
- Uncle, Sean Koscho, played four years of football at Harvard



#21 LIAM LOWERY

OF * L/R * 6-1 * 205

FRESHMAN * HS

WILLIAMSBURG, VA.

JAMESTOWN

High School

- Four-year letterwinner in baseball at Jamestown HS for coach Mike Kuebler; also participated with the swim team
- Selected to the All-Conference First Team and All-Region Second Team as a senior in 2014
- Recognized on the Perfect Game Honorable Mention All-American and Second Team All-Atlantic Region teams for his senior season
- Prepped at NAPS during the 2014-15 school year

Personal

- Son of James and Lisa
- Father is retired U.S. Army
- Hobbies include golfing, fishing, boating and hitting in the backyard with his father and brother
- Brother Evan, a current senior at Jamestown HS, is a verbal commit to USNA
- Played with the Richmond Braves National Team with current Navy teammate Hayden Spalding '18 and William & Mary RHP Rob White '18 and South Carolina RHP Tyler Johnson '18

2016 Newcomers



#55 ANDREW LOWRY

OF * R/R * 6-0 * 185

FRESHMAN * HS

EL CAJON, CALIF.

GRANITE HILLS

High School

- Lettered on the Granite Hills HS team under the direction of head coach James Davis
- Earned recognition on the 2015 All-Grossmont League and All-East County First Teams
- Member of a Granite Hills teams that won the 2014 CIF-San Diego section and Grossmont League in 2014 and 2015
- Perfect Game named him to its All-California Region honorable mention team in 2015

Personal

- Son of Keith and Angela
- Loves to fish, hunt, spend time outdoors, hike, travel and go to the beach in San Diego
- Five of his classmates at Granite Hills are playing D1 baseball: San Diego State IF Jordan Verdon '19, San Diego State RHP Kenny LaPierre '19, UC Santa Barbara IF Michael Diffley '19, Tennessee RHP/OF Daniel Vasquez '19 and USD LHP Michael Cartwright '19



#22 SHANE PEISKER

IF/OF * L/R * 5-10 * 185

FRESHMAN * HS

HIGHLAND, IND.

ST. RITA (IL)

High School

- Three-year letterwinner at national power St. Rita High School for head coach Mike Zunica
- Earned a nod on the All-Conference team, as well as collected team's Top Junior Award in 2014
- Named to Perfect Game's All-Central Region honorable mention team in 2015
- Peisker helped St. Rita finish 37-5 and second overall in the 2014 Illinois State Championship tournament. Team was ranked number one nationally in spring of 2015
- Won regional championships all three years on the varsity roster

Personal

- Son of Glenn and Deborah
- Grew up in Highland, Indiana before attending St. Rita High School in Chicago, Illinois
- Hobbies include spending time with friends and family, as well as fishing
- Participated in the National Honor Society
- Six teammates at St. Rita are playing D1 baseball: Notre Dame IF Jake Shepski '18, Austin Peay St. LHP Mike Costanzo '18, Xavier C Nate Soria '18, IPFW IF Chris Delgadillo '18, Michigan State IF Marty Bechina '19 and Butler LHP Matt Ryan '19



#1 ANDREW SAUER

RHP * R/R * 6-0 * 185

FRESHMAN * HS

JOHNS CREEK, GA.

WESLEYAN

High School

- A two-sport athlete at Wesleyan School; earned three varsity letters in baseball for head coach Brian Krehmeyer, as well as participated in water polo
- Named to first team All-Region in 2014 and 2015 in baseball; also earned nod on the GHSWPA Division III Second Team in 2014 for water polo
- Accolades also included spots on the All-Gwinnett County first team in 2015 and second team in 2014
- Helped Wesleyan baseball team win Georgia AA State Championship in 2015 and water polo team earn the GHSWPA Division III Championship in fall of 2014
- Recognized on the Perfect Game All-Southeast Region honorable mention team in 2015 and underclass honorable mention team in 2014
- Selected to the 2015 Atlanta Braves 400 Club Metro All Star team
- Graduated Wesleyan as the school's career ERA and single-season wins record holder

Personal

- Son of John and Lisa
- Enjoys fishing as a hobby
- Member of the National, English, Math, Science and Spanish Honor Societies
- Four high school teammates from Wesleyan are playing professional or collegiate baseball: Los Angeles Angels minor league OF Jahmai Jones, Georgia Tech IF Carter Hall '19, Samford UT Sam McWhorter '19 and Samford C Grant Colton '18



#20 NOAH SONG

RHP * R/R * 6-4 * 195

FRESHMAN * HS

CLAREMONT, CALIF.

CLAREMONT

High School

- Lettered three times for Ron LaChase at Claremont HS
- Selected to the All-Sierra League Second Team in 2015
- Named to Perfect Game's All-California Region honorable mention team in 2015

Personal

- Son of Bill and Stacy
- Likes playing his guitar, as well as fishing and traveling
- Sister Faith played four years ('12-15) of softball at William Jewell College and cousin Michael Russo (Class of '18) is an outfielder at Cal State Northridge

2016 Newcomers



#9 KYLE STEWART

1B/OF * R/R * 6-0 * 205

FRESHMAN * HS

LADERA RANCH, CALIF.

JSERRA CATHOLIC

High School

- Played baseball for one of Southern California's top prep programs at JSerra Catholic HS under the direction of head coach Brett Kay; also lettered on the football team as a defensive end
- Competed as a 1B and OF for a JSerra squad that won Trinity League titles in 2014 and 2015
- Recognized on the Perfect Game All-California Region honorable mention team in 2015

Personal

- Son of Tommy and Portia
- In his free time enjoys fishing with his family
- Three family members were collegiate athletes: father Tommy was a four-year basketball and track and field letterwinner at Whitworth University, sister Savannah played volleyball for four years at South Alabama, while brother Darin lettered for four years at Lewis-Clark State
- Nine teammates at JSerra are or will be competing for DI programs: Texas RHP Parker Joe Robinson '18, USC LHP Quentin Longrie '19, UCLA OF Jake Pries '19, Stanford IF Christian Molfetta '19, UC Santa Barbara C Sam Cohen '19 and signees USC OF Brady Shockey '20, UCLA IF Chase Strumpf '20, Baylor IF Davis Wendzel '20 and Holy Cross RHP Colton Hector '20



#8 MATT WILCOX

IF * R/R * 6-2 * 175

FRESHMAN * HS

LOS GATOS, CALIF.

LOS GATOS

High School

- Earned three varsity letters in both baseball and football at Los Gatos HS. Played for ex-Major Leaguer Bobby Hill in 2013 and 2014 before Nate Anderson took over program in 2015
- Selected to spots on the All-De Anza League First Team in 2014 & 2015 and All-San Jose Mercury honorable mention teams in 2014 and 2015
- Los Gatos won the SCVAL De Anza league in 2015 with a 30-6 record; finished runner-up in the CIF Central Coast Sectional Tournament
- Named the All-De Anza League Offensive Player of the Year as senior on the football team in 2014; also recognized on the San Jose Mercury's First Team awards as a WR in 2014

Personal

- Son of Glenn and Karen
- In his free time he enjoys the outdoors and skiing
- High school teammate of future Harvard RHP Hunter Bigge '20



#10 JACKSON ZOCH

RHP * R/R * 6-1 * 180

FRESHMAN * HS

SAN JUAN CAPISTRANO, CALIF.

DANA HILLS

High School


- Played both outfield and pitched at Dana Hills HS under head coach Tom Faris
- Recognized on the Perfect Game All-California Region honorable mention team in 2015
- Honored as a scholar-athlete three times, 2012, '13, '14
- Helped Dana Hills win the 2014 Sea View League Championship

Personal

- Son of Scott and Stephanie
- In his free time enjoys surfing and GoPro ocean photography
- Participated in the Health and Medical Occupations Academy at Dana Hills
- Cousin, Josh McCanne, played collegiately at UC Santa Barbara in 2002 and 2003
- Four classmates from high school are either playing minor league or collegiate baseball: Philadelphia Phillies minor league IF Lucas Williams, USC RHP Marrick Crouse '19, Seattle U. RHP Zach Wolf '19 and U. of San Diego IF Jay Schuyler '19

2015 Season In Review


- Patriot League Regular Season champions for the first time since 2011.
- Set a school record with 37 wins. Previous mark was 35 by 2008 team.
- MIDN 2/C Luke Gillingham won the Thompson Trophy Cup, which is presented to that midshipman, male or female, who has done the most during the year to promote athletics at the Naval Academy.
- Gillingham was named a Louisville Slugger Second Team All-American. He is just the third player in school history to be named Second Team All-American.
- Gillingham repeated his second team honor with a similar selection on the National Collegiate Baseball Writers Association (NCBWA) All-American team.
- MIDN 4/C Sean Trent joined Gillingham on the NCBWA All-American team, as he was recognized on the third team as an outfielder. First time in program with multiple All-Americans in the same season.
- MIDN 1/C Stephen Moore was drafted in the 10th round of the 2015 MLB Draft by the Atlanta Braves. Moore was selected as pick number 300; the earliest of the eight other times Mids were taken by Major League Baseball franchises.
- Overtook Holy Cross for regular season title in final weekend of league play with three wins in four games at West Point versus Army.
- Qualified for its fifth straight Patriot League postseason tournament as the top seed with 13-7 league mark. The Class of 2015 was the second class since 2003 to make the conference postseason in all four years.
- Won its semifinal series versus fourth-seeded Lafayette, 2-1 with back-to-back shutout victories in elimination games by scores of 12-0 and 8-0. MIDN 1/C Stephen Moore, MIDN 2/C Sam Sorenson and MIDN 1/C Charlie LaMar combined to throw six-hit shutout in game two before MIDN 3/C George Coughlin threw a complete game three-hit shutout in game three.
- In championship series versus second-seeded Lehigh, split the first two games before falling 4-3 in extra innings in the decisive game three.
- MIDN 2/C Luke Gillingham finished as a semifinalist and in a tie for 10th place for USA Baseball's Golden Spikes Award and as a semifinalist the NCBWA's Dick Howser Trophy as the nation's player of the year.
- Gillingham and MIDN 3/C Jett Meenach named to initial watch list of the National College Baseball Hall of Fame's Pitcher of the Year Award. Gillingham advanced to 16-man list of semifinalists.
- Trent and Gillingham named to the East-ABCA/Rawlings First Team and ECAC Division I Second Teams. Only three prior Mids had been named to the ABCA First Team.
- MIDN 4/C Sean Trent and Gillingham selected as the Patriot League Player and Pitcher of the Year, respectively. Gillingham was unanimous recipient. Gave Navy a repeat of the top two award winners as Kash Manzelli '14 and MID 1/C Anthony Parenti took home the honors in 2014.
- Head Coach Paul Kostacopoulos named Patriot League Coach of the Year for the second time in his 10 years in Annapolis.



- Navy had five players earn All-Patriot League honors, including Trent (outfield), Gillingham (starting pitcher) and MIDN 3/C Adrian Chinnery (catcher), who were voted to the first team, and MIDN 2/C Robert Currie (outfield) and Meenach (relief pitcher), who were named to the second team.
- MIDN 1/C Jack Keller named to Patriot League All-Academic Team.
- MIDN 3/C Isaac Taylor, MIDN 4/C Stephen Born, Keller and Trent named to the Patriot League Academic Honor Roll.
- MIDN 2/C Connor Deneen, MIDN 3/C Kyle Condry and MIDN 4/C Ben McGrath named to the Patriot League All-Tournament Team.
- Class of 2015: MIDN 1/C Parenti, MIDN 1/C Brad Borosak, MIDN 1/C Jack Keller, MIDN 1/C Charlie LaMar and MIDN 1/C Stephen Moore combined for 111 wins over the 2012-2015 seasons.
- Gillingham was selected as the Louisville Slugger National Player of the Week on four occasions (Feb. 16, Feb. 23, March 16 and April 20), as well as Patriot League Player of the Week, a league record five times. Named the National College Baseball Writers Association Pitcher of the Week on Feb. 24.
- Gillingham posted an 8-1 record with a 1.19 ERA and 111 strikeouts over 83.1 innings pitched. He allowed just 44 hits and 14 walks to give him a 0.70 WHIP. One of just two Navy pitchers since 1970 to post a sub-1.50 ERA. His ERA was the lowest in Patriot League single-season history.
- Gillingham led the NCAA Division I in WHIP (0.70) and hits allowed per nine innings (4.75). His strikeout per nine average (11.99) was third, ERA (1.19) was fourth and strikeout-to-walk ratio (7.93) was eighth nationally.

2015 Season In Review

- Gillingham started his 2015 season with 16 strikeouts on the road at North Carolina A&T. The left-handed pitcher struck out the first 12 batters of the game. 16 strikeouts in a game tied him for fifth all-time in Navy's record book.
- Gillingham named the Midseason Pitcher of the Year by Perfect Game.
- MIDN 3/C Travis Blue started every game of the season (57) for the second straight year to give him 108 to begin his career.
- Meenach transformed himself from a lightly-used third baseman into a sidearm relief pitcher with strong results, 7-0 record, four saves, 1.99 ERA and 43 strikeouts over 24 appearances and 45.1 innings pitched.
- Trent transferred in from the State College of Florida at Manatee and made an immediate impact. Led the Patriot League in batting average (.407), total hits (94) and doubles (18). Finished the season ranked fifth in batting average and top-10 in total hits in NCAA DI.
- Trent's hit total was a school record and surpassed the previous mark of 89. His .407 batting average was 10th-best in Navy's single-season record book and his double total was second-best.
- Currie became the 20th player in Navy history to score 100 runs for his career. The centerfielder also moved in top-10 in career hits (182-10th all-time), triples (13-6th) and stolen bases (50-5th).
- Borosak finished his career with the seventh-most stolen bases in program history with 38.
- Deneen's eight triples in 2015 are the second-most in a single-season by a Mid. Deneen ranked third in NCAA DI.
- With his 111 strikeouts, Gillingham became just the eighth Midshipmen in program history with 200 or more strikeouts. He compiled 215 over his first three seasons.
- Moore leaves the program with the second-lowest walks allowed per nine inning ratio in school history with a 1.67 mark (50 walks over 269.2 innings). Also started the fourth-most games with 40, threw the seventh-most innings at 269.2 and struck out the ninth-most batters with 199 strikeouts.
- Parenti graduates with the 10th-best strikeout per nine inning ratio at 8.18 (164 strikeouts over 180.1 innings).
- MIDN 2/C Sam Sorenson appeared in a team-high 26 games and saved three to move into third all-time in career appearances (62) and fourth in saves (8).
- In games where Navy score four or more runs, the Mids were 26-5
- Team improved its win total by 14. Offensively, batting average by 23 points, runs by 98, hits by 128, doubles by 28, triples by 20, home runs by 5, slugging percentage by 55 points. As a pitching staff, the team's ERA dropped 64 points, opponents' batting average 18 points and increased its strikeout total by 114.
- 36 triples and 464 strikeouts are both single-season team records. Triple total led the NCAA DI by seven.
- Went 23-9 in home contests at Max Bishop Stadium.
- Mitch Harris, USNA Class of 2008, called up to the Major Leagues on April 21 with the St. Louis Cardinals becoming the first academy grad since 1921 to play in the majors. Won his first career game on May 5 at home versus Chicago Cubs.



2015 Results (37-20, 13-7 Patriot League)

Date	Opponent	W/L	Score	Navy R-H-E	Opp. R-H-E	Inns	Overall	Patriot League	Pitcher of Record	Attend.	Time
Feb 13, 2015	at North Carolina A&T	W	8-1	8-11-1	1-2-4	9	1-0	0-0	Gillingham (W, 1-0)	255	2:43
Feb 14, 2015	at North Carolina A&T - 1	W	11-6	11-15-4	6-12-0	9	2-0	0-0	Moore, S (W, 1-0)	-	3:12
Feb 14, 2015	at North Carolina A&T - 2	L	10-9	9-8-1	10-12-3	(9)	2-1	0-0	Condry, K (L, 0-1)	181	3:45
Feb 21, 2015	vs. Maryland Eastern Shore - 1	L	0-3	0-13-0	3-4-0	(10)	2-2	0-0	Sorenson, S (L, 0-1)	-	2:47
Feb 21, 2015	vs. Maryland Eastern Shore - 2	W	5-0	5-8-1	0-1-3	9	3-2	0-0	Moore, S (W, 2-0)	55	2:10
Feb 22, 2015	vs. Maryland Eastern Shore	W	11-5	11-14-3	5-10-2	9	4-2	0-0	Coughlin, G (W, 1-0)	59	2:56
Feb 25, 2015	COPPIN STATE	W	20-1	20-19-1	1-4-3	9	5-2	0-0	Meenach, J (W, 1-0)	88	2:54
Feb 28, 2015	vs. Air Force	L	1-2	1-4-1	2-7-0	9	5-3	0-0	Sorenson, S (L, 0-2)	822	2:20
March 1, 2015	vs. Air Force - 1	W	5-3	5-8-2	3-10-3	9	6-3	0-0	Meenach, J (W, 2-0)	-	3:11
March 1, 2015	vs. Air Force - 2	L	2-6	2-5-4	6-7-2	7	6-4	0-0	Coughlin, G (L, 1-1)	472	2:19
March 4, 2015	DELAWARE STATE	W	10-3	10-11-0	3-10-2	9	7-4	0-0	Meenach, J (W, 3-0)	102	3:15
March 8, 2015	IONA - 1	W	2-1	2-8-1	1-3-0	7	8-4	0-0	Gillingham (W, 2-0)	-	1:43
March 8, 2015	IONA - 2	W	7-1	7-9-2	1-4-2	9	9-4	0-0	Moore, S (W, 3-0)	273	2:30
March 9, 2015	DELAWARE STATE	W	13-2	13-10-1	2-3-0	9	10-4	0-0	Coughlin, G (W, 2-1)	153	2:49
March 11, 2015	TOWSON	W	3-2	3-8-3	2-4-4	9	11-4	0-0	Meenach, J (W, 4-0)	338	2:29
March 14, 2015	NYIT	W	4-2	4-7-2	2-6-0	9	12-4	0-0	Sorenson, S (W, 1-2)	168	2:38
March 15, 2015	NYIT	W	1-0	1-7-1	0-2-2	9	13-4	0-0	Gillingham (W, 3-0)	171	1:47
March 16, 2015	NYIT - 1	L	4-7	4-4-0	7-8-1	7	13-5	0-0	Sorenson, S (L, 1-3)	-	2:25
March 16, 2015	NYIT - 2	W	15-4	15-16-0	4-10-0	9	14-5	0-0	Bartek (W, 1-0)	402	2:45
March 18, 2015	GEORGETOWN	L	1-8	1-6-3	8-14-1	9	14-6	0-0	Condry, K (L, 0-2)	152	2:26
March 21, 2015	PRINCETON - 1	L	3-4	3-6-1	4-8-0	7	14-7	0-0	Gillingham (L, 3-1)	---	1:57
March 21, 2015	PRINCETON - 2	W	4-2	4-12-1	2-13-1	9	15-7	0-0	Coughlin, G (W, 3-1)	588	2:31
March 22, 2015	PRINCETON - 1	W	3-1	3-10-0	1-4-0	7	16-7	0-0	Moore, S (W, 4-0)	---	1:32
March 22, 2015	PRINCETON - 2	L	2-3	2-8-0	3-9-0	9	16-8	0-0	Sorenson, S (L, 1-4)	653	2:39
March 25, 2015	at UMBC	L	0-2	0-4-3	2-5-0	9	16-9	0-0	Sorenson, S (L, 1-5)	176	2:29
March 28, 2015	BUCKNELL - 1 *	W	4-2	4-8-2	2-3-0	7	17-9	1-0	Gillingham (W, 4-1)	---	2:06
March 28, 2015	BUCKNELL - 2 *	W	7-1	7-11-0	1-8-3	9	18-9	2-0	Coughlin, G (W, 4-1)	329	2:35
March 29, 2015	BUCKNELL - 1 *	W	2-1	2-9-1	1-7-3	(10)	19-9	3-0	Meenach, J (W, 5-0)	---	2:44
March 29, 2015	BUCKNELL - 2 *	W	6-5	6-8-3	5-14-2	(14)	20-9	4-0	Brady, C (W, 1-0)	513	4:06
April 1, 2015	COPPIN STATE	W	12-7	12-16-1	7-8-2	9	21-9	4-0	Sorenson, S (W, 2-5)	241	2:46
April 4, 2015	at Holy Cross - 1 *	W	1-0	1-6-0	0-5-0	(8)	22-9	5-0	Gillingham (W, 5-1)	---	2:01
April 4, 2015	at Holy Cross - 2 *	L	2-3	2-8-1	3-7-0	9	22-10	5-1	Coughlin, G (L, 4-2)	132	2:25
April 5, 2015	at Holy Cross - 1 *	L	1-9	1-7-0	9-14-1	7	22-11	5-2	Moore, S (L, 4-1)	---	2:07
April 5, 2015	at Holy Cross - 2 *	L	1-5	1-5-2	5-10-0	9	22-12	5-3	Condry, K (L, 0-3)	149	1:55
April 8, 2015	at Maryland Eastern Shore	W	3-2	3-12-0	2-4-2	(10)	23-12	5-3	Meenach, J (W, 6-0)	63	2:40
April 11, 2015	LAFAYETTE - 1 *	W	2-1	2-5-2	1-5-1	(8)	24-12	6-3	Gillingham (W, 6-1)	---	1:42
April 11, 2015	LAFAYETTE - 2 *	L	8-11	8-19-0	11-19-2	9	24-13	6-4	Coughlin, G (L, 4-3)	743	3:20
April 12, 2015	LAFAYETTE - 1 *	W	3-2	3-10-0	2-8-1	(12)	25-13	7-4	Meenach, J (W, 7-0)	---	3:00
April 12, 2015	LAFAYETTE - 2 *	W	8-6	8-11-1	6-13-2	9	26-13	8-4	Condry, K (W, 1-3)	958	2:34
April 15, 2015	at Delaware State	W	15-7	15-18-2	7-13-3	9	27-13	8-4	LaMar, C (W, 1-0)	59	3:35
April 18, 2015	at Lehigh - 1 *	W	4-0	4-7-0	0-1-1	7	28-13	9-4	Gillingham (W, 7-1)	---	1:25
April 18, 2015	at Lehigh - 2 *	W	21-1	21-21-1	1-4-5	9	29-13	10-4	Coughlin, G (W, 5-3)	318	2:30
April 19, 2015	at Lehigh - 1 *	L	2-3	2-4-0	3-4-0	7	29-14	10-5	Moore, S (L, 4-2)	---	1:15
April 19, 2015	at Lehigh - 2 *	L	4-5	4-5-0	5-12-0	9	29-15	10-6	Sorenson, S (L, 2-6)	283	2:10
April 21, 2015	UMBC	L	1-9	1-6-2	9-10-3	9	29-16	10-6	Wikoff, B (L, 0-1)	322	2:15
April 25, 2015	at Army West Point - 1 *	W	2-1	2-5-2	1-6-0	7	30-16	11-6	Gillingham (W, 8-1)	---	1:51
April 25, 2015	at Army West Point - 2 *	W	5-3	5-6-0	3-4-2	9	31-16	12-6	Coughlin, G (W, 6-3)	432	2:25
April 26, 2015	at Army West Point - 1 *	W	3-0	3-9-3	0-5-1	7	32-16	13-6	Moore, S (W, 5-2)	---	1:52
April 26, 2015	at Army West Point - 2 *	L	2-3	2-5-2	3-7-3	9	32-17	13-7	Condry, K (L, 1-4)	361	2:15
April 29, 2015	at Georgetown	W	8-5	8-10-2	5-7-3	9	33-17	13-7	Wikoff, B (W, 1-1)	213	2:39
May 3, 2015	CHESTNUT HILL COLLEGE	W	6-2	6-10-0	2-7-0	9	34-17	13-7	Moore, S (W, 6-2)	188	2:28
May 9, 2015	LAFAYETTE - 1 (PL Semis)	L	8-10	8-13-2	10-17-1	9	34-18	13-7	Condry, K (L, 1-5)	---	3:12
May 9, 2015	LAFAYETTE - 2 (PL Semis)	W	12-0	12-18-1	0-6-4	9	35-18	13-7	Moore, S (W, 7-2)	1510	2:43
May 10, 2015	LAFAYETTE (PL Semis)	W	8-0	8-9-0	0-3-1	9	36-18	13-7	Coughlin, G (W, 7-3)	1172	2:07
May 16, 2015	LEHIGH - 1 (PL Finals)	L	3-7	3-8-1	7-10-3	9	36-19	13-7	Moore, S (L, 7-3)	---	2:30
May 16, 2015	LEHIGH - 2 (PL Finals)	W	9-8	9-16-0	8-12-0	(11)	37-19	13-7	Condry, K (W, 2-5)	1715	3:33
May 17, 2015	LEHIGH (PL Finals)	L	3-4	3-5-2	4-9-3	(10)	37-20	13-7	Sorenson, S (L, 2-7)	1010	2:30

() extra inning game

2015 Batting Game-By-Game

Date	Opponent	AB	R	H	RBI	2B	3B	HR	BB	IBB	SB	CS	HBP	SAC	SF	GDP	K	LOB	PO	A	E	AVG
Feb 13, 2015	at North Carolina A&T	40	8	11	8	1	1	1	8	0	4	1	1	0	0	0	11	14	27	5	1	.275
Feb 14, 2015	at North Carolina A&T - 1	40	11	15	11	3	0	1	7	1	2	1	2	1	0	0	6	12	27	10	4	.325
Feb 14, 2015	at North Carolina A&T - 2	35	9	8	5	2	1	0	9	0	0	1	0	0	1	0	7	9	26	6	1	.296
Feb 21, 2015	vs. Maryland Eastern Shore - 1	42	0	13	0	2	0	0	5	0	0	0	0	0	0	1	5	17	30	11	0	.299
Feb 21, 2015	vs. Maryland Eastern Shore - 2	33	5	8	5	0	1	0	5	0	1	1	1	0	0	0	4	10	27	8	1	.289
Feb 22, 2015	vs. Maryland Eastern Shore	38	11	14	10	3	0	0	3	0	1	0	0	3	0	1	10	9	27	9	3	.303
Feb 25, 2015	COPPIN STATE	44	20	19	19	8	0	0	8	0	0	0	2	0	1	1	8	11	27	13	1	.324
Feb 28, 2015	vs. Air Force	30	1	4	0	0	0	0	3	0	0	0	0	1	0	0	11	6	26	7	1	.305
March 1, 2015	vs. Air Force - 1	30	5	8	3	1	1	0	6	0	1	1	0	1	0	0	6	8	27	11	2	.301
March 1, 2015	vs. Air Force - 2	24	2	5	1	1	0	0	4	0	0	0	0	0	0	1	13	5	18	2	4	.295
March 4, 2015	DELAWARE STATE	33	10	11	10	3	2	0	7	0	1	0	1	2	0	1	6	9	27	14	0	.298
March 8, 2015	IONA - 1	23	2	8	2	0	1	0	0	0	0	1	1	2	0	0	7	6	21	4	1	.301
March 8, 2015	IONA - 2	30	7	9	6	1	1	0	6	0	2	1	1	2	1	0	3	9	27	15	2	.301
March 9, 2015	DELAWARE STATE	33	13	10	11	2	3	1	9	0	1	0	1	0	0	1	9	6	27	9	1	.301
March 11, 2015	TOWSON	28	3	8	2	2	0	0	4	1	1	1	1	1	0	5	4	7	27	16	3	.300
March 13, 2015	NYIT	26	4	7	3	0	1	0	11	0	0	1	0	2	0	1	5	11	27	5	2	.299
March 14, 2015	NYIT	29	1	7	1	1	0	0	2	0	0	1	1	1	0	1	4	8	27	8	1	.296
March 15, 2015	NYIT - 1	25	4	4	4	1	0	0	8	0	0	0	2	0	0	1	3	10	21	9	0	.290
March 15, 2015	NYIT - 2	36	15	16	13	1	1	0	9	0	0	1	3	1	1	1	2	11	27	16	0	.299
March 18, 2015	GEORGETOWN	32	1	6	1	1	0	0	2	0	0	0	0	0	0	1	7	6	27	16	3	.293
March 21, 2015	PRINCETON - 1	23	3	6	3	2	1	0	2	0	1	1	2	1	1	1	3	5	21	9	1	.292
March 21, 2015	PRINCETON - 2	35	4	12	3	2	0	0	1	0	1	0	1	1	0	0	7	10	27	11	1	.295
March 22, 2015	PRINCETON - 1	25	3	10	3	0	0	0	2	0	0	0	1	1	0	2	5	8	21	6	0	.298
March 22, 2015	PRINCETON - 2	32	2	8	2	0	1	0	6	0	1	0	1	2	0	1	6	12	27	9	0	.296
March 25, 2015	at UMBC	31	0	4	0	1	0	0	5	0	4	1	2	0	0	0	16	11	24	12	3	.290
March 28, 2015	BUCKNELL - 1 *	24	4	8	4	2	1	0	0	0	0	0	2	2	0	0	6	6	21	6	2	.291
March 28, 2015	BUCKNELL - 2 *	34	7	11	5	0	0	0	5	0	1	0	1	2	1	1	5	12	27	13	0	.292
March 29, 2015	BUCKNELL - 1 *	38	2	9	1	0	0	0	0	0	0	0	0	1	0	0	12	8	30	10	1	.290
March 29, 2015	BUCKNELL - 2 *	49	6	8	6	1	0	0	5	0	0	0	4	1	0	0	9	13	42	19	3	.283
April 1, 2015	COPPIN STATE	38	12	16	12	3	2	0	4	0	4	1	1	0	1	0	9	8	27	10	1	.289
April 4, 2015	at Holy Cross - 1 *	29	1	6	1	0	1	0	0	0	1	0	0	1	0	0	6	5	24	5	0	.286
April 4, 2015	at Holy Cross - 2 *	33	2	8	2	0	0	0	4	0	0	1	1	0	0	1	9	9	24	10	1	.285
April 5, 2015	at Holy Cross - 1 *	29	1	7	1	0	0	0	0	0	0	0	0	0	0	0	4	7	18	7	0	.284
April 5, 2015	at Holy Cross - 2 *	30	1	5	1	0	0	0	0	0	0	0	2	1	0	1	4	5	24	9	2	.281
April 8, 2015	at Maryland Eastern Shore	40	3	12	3	0	0	0	0	0	1	0	0	1	1	0	6	9	30	10	0	.281
April 11, 2015	LAFAYETTE - 1 *	26	2	5	2	2	0	0	0	0	0	0	1	1	0	0	6	3	24	11	2	.279
April 11, 2015	LAFAYETTE - 2 *	44	8	19	8	4	1	1	0	0	1	0	0	1	0	1	4	10	27	14	0	.285
April 12, 2015	LAFAYETTE - 1 *	43	3	10	3	0	1	0	0	0	0	0	1	1	1	0	7	8	36	18	0	.283
April 12, 2015	LAFAYETTE - 2 *	35	8	11	7	2	1	0	4	0	2	0	0	0	0	0	4	7	27	12	1	.284
April 15, 2015	at Delaware State	41	15	18	14	4	1	0	11	1	1	0	0	1	2	0	6	13	27	7	2	.289
April 18, 2015	at Lehigh - 1 *	28	4	7	3	2	0	1	1	0	1	0	0	0	0	0	2	4	21	9	0	.288
April 18, 2015	at Lehigh - 2 *	50	21	21	19	6	2	1	2	0	2	0	2	2	1	0	4	9	27	10	1	.293
April 19, 2015	at Lehigh - 1 *	24	2	4	2	1	0	0	0	0	0	0	0	1	1	0	6	3	18	5	0	.291
April 19, 2015	at Lehigh - 2 *	31	4	5	4	0	0	0	3	0	2	0	0	1	0	0	10	4	24	11	0	.288
April 21, 2015	UMBC	32	1	6	1	2	0	0	1	0	0	0	1	0	0	4	4	6	27	15	2	.286
April 25, 2015	at Army West Point - 1 *	24	2	5	2	1	0	0	2	0	1	0	0	1	1	0	4	5	21	8	2	.284
April 25, 2015	at Army West Point - 2 *	32	5	6	3	0	1	2	2	0	0	1	0	2	0	0	8	4	27	7	0	.282
April 26, 2015	at Army West Point - 1 *	27	3	9	2	1	1	0	1	0	1	0	0	0	1	3	5	5	21	14	3	.283
April 26, 2015	at Army West Point - 2 *	32	2	5	2	2	0	0	3	0	1	1	0	0	1	0	8	7	24	12	2	.281
April 29, 2015	at Georgetown	36	8	10	8	1	1	1	4	0	1	0	2	0	1	1	10	8	27	14	2	.281
May 3, 2015	CHESTNUT HILL COLLEGE	31	6	10	5	2	1	0	3	0	6	0	3	0	2	1	2	9	27	15	0	.281
May 9, 2015	LAFAYETTE -1 (PL Semis)	38	8	13	8	1	1	0	6	0	0	0	2	1	0	2	4	12	27	17	2	.283
May 9, 2015	LAFAYETTE - 2 (PL Semis)	46	12	18	12	3	1	1	1	0	3	0	1	0	0	0	7	9	27	10	1	.286
May 10, 2015	LAFAYETTE (PL Semis)	30	8	9	7	2	1	0	3	1	0	1	1	1	1	0	6	4	27	14	0	.286
May 16, 2015	LEHIGH - 1 (PL Finals)	34	3	8	3	1	0	0	3	0	0	0	1	0	0	1	5	8	27	8	1	.285
May 16, 2015	LEHIGH - 2 (PL Finals)	44	9	16	6	1	3	0	3	0	3	1	0	4	0	0	7	9	33	12	0	.287
May 17, 2015	LEHIGH (PL Finals)	36	3	5	3	1	1	0	1	0	1	0	1	0	0	0	4	5	30	14	2	.284
Totals		1905	320	541	286	83	36	10	204	4	54	19	51	48	20	36	361	464	1483	597	69	.284

2015 Pitching Game-By-Game

Date	Opponent	IP	H	R	ER	BB	SO	2B	3B	HR	WP	BK	HBP	DP	IBB	Score	W	L	SV	ERA
Feb 13, 2015	at North Carolina A&T	9.0	2	1	1	1	18	0	0	1	0	0	0	0	0	8-1	1	0	0	1.00
Feb 14, 2015	at North Carolina A&T - 1	9.0	12	6	3	0	9	1	0	0	0	0	0	1	0	11-6	2	0	1	2.00
Feb 14, 2015	at North Carolina A&T - 2	8.2	12	10	10	8	8	2	1	3	0	2	0	1	0	9-10	2	1	1	4.72
Feb 21, 2015	vs. Maryland Eastern Shore - 1	10.0	4	3	2	2	17	1	0	0	1	0	1	0	0	0-3	2	2	1	3.93
Feb 21, 2015	vs. Maryland Eastern Shore - 2	9.0	1	0	0	2	11	0	0	0	0	0	0	0	0	5-0	3	2	1	3.15
Feb 22, 2015	vs. Maryland Eastern Shore	9.0	10	5	4	1	13	1	0	1	1	0	0	0	0	11-5	4	2	1	3.29
Feb 25, 2015	COPPIN STATE	9.0	4	1	1	5	4	0	0	0	0	0	0	0	0	20-1	5	2	1	2.97
Feb 28, 2015	vs. Air Force	8.2	7	2	2	2	12	0	0	1	1	0	0	0	0	1-2	5	3	1	2.86
March 1, 2015	vs. Air Force - 1	9.0	10	3	2	2	7	1	0	0	0	0	1	0	0	5-3	6	3	1	2.77
March 1, 2015	vs. Air Force - 2	6.0	7	6	3	3	5	2	0	0	1	0	1	0	0	2-6	6	4	1	2.89
March 4, 2015	DELAWARE STATE	9.0	10	3	3	2	10	1	1	0	2	0	0	1	0	10-3	7	4	1	2.90
March 8, 2015	IONA - 1	7.0	3	1	1	2	8	0	0	0	0	0	1	0	0	2-1	8	4	1	2.79
March 8, 2015	IONA - 2	9.0	4	1	0	2	6	2	0	0	0	0	1	0	0	7-1	9	4	2	2.56
March 9, 2015	DELAWARE STATE	9.0	3	2	2	4	8	1	1	0	0	0	1	0	0	13-2	10	4	2	2.52
March 11, 2015	TOWSON	9.0	4	2	2	5	4	0	0	0	1	0	1	0	0	3-2	11	4	2	2.49
March 13, 2015	NYIT	9.0	6	2	2	1	14	1	0	0	0	0	1	0	0	4-2	12	4	2	2.45
March 14, 2015	NYIT	9.0	2	0	0	1	15	0	0	0	0	0	0	1	0	1-0	13	4	2	2.31
March 15, 2015	NYIT - 1	7.0	8	7	7	7	8	0	0	2	0	0	0	2	0	4-7	13	5	2	2.61
March 15, 2015	NYIT - 2	9.0	10	4	4	2	8	2	1	0	0	0	1	2	0	15-4	14	5	2	2.68
March 18, 2015	GEORGETOWN	9.0	14	8	5	5	5	0	0	0	0	0	0	2	0	1-8	14	6	2	2.80
March 21, 2015	PRINCETON - 1	7.0	8	4	3	0	7	1	1	0	0	0	0	0	0	3-4	14	7	2	2.84
March 21, 2015	PRINCETON - 2	9.0	13	2	2	0	8	2	1	0	0	0	0	1	0	4-2	15	7	3	2.80
March 22, 2015	PRINCETON - 1	7.0	4	1	1	0	6	1	0	0	0	0	0	0	0	3-1	16	7	3	2.75
March 22, 2015	PRINCETON - 2	9.0	9	3	3	4	6	2	1	0	0	0	2	1	1	2-3	16	8	3	2.76
March 25, 2015	at UMBC	8.0	5	2	0	3	7	0	0	0	1	0	1	1	0	0-2	16	9	3	2.66
March 28, 2015	BUCKNELL - 1 *	7.0	3	2	2	4	8	1	0	0	0	0	2	0	0	4-2	17	9	4	2.66
March 28, 2015	BUCKNELL - 2 *	9.0	8	1	1	2	5	2	0	0	0	0	0	2	0	7-1	18	9	4	2.59
March 29, 2015	BUCKNELL - 1 *	10.0	7	1	1	2	9	0	0	0	0	0	0	1	0	2-1	19	9	4	2.52
March 29, 2015	BUCKNELL - 2 *	14.0	14	5	4	3	8	2	0	0	0	0	1	0	0	6-5	20	9	4	2.52
April 1, 2015	COPPIN STATE	9.0	8	7	6	5	9	2	1	0	0	0	1	1	0	12-7	21	9	4	2.64
April 4, 2015	at Holy Cross - 1 *	8.0	5	0	0	0	8	1	0	0	1	0	2	0	0	1-0	22	9	4	2.56
April 4, 2015	at Holy Cross - 2 *	8.0	7	3	3	4	7	1	0	0	1	0	4	0	1	2-3	22	10	4	2.59
April 5, 2015	at Holy Cross - 1 *	6.0	14	9	9	4	5	4	0	0	2	0	1	0	0	1-9	22	11	4	2.82
April 5, 2015	at Holy Cross - 2 *	8.0	10	5	4	0	7	1	0	1	1	0	3	1	0	1-5	22	12	4	2.86
April 8, 2015	at Maryland Eastern Shore	10.0	4	2	2	4	14	1	0	0	1	0	0	0	0	3-2	23	12	4	2.83
April 11, 2015	LAFAYETTE - 1 *	8.0	5	1	1	0	6	1	0	0	0	0	0	1	0	2-1	24	12	4	2.78
April 11, 2015	LAFAYETTE - 2 *	9.0	19	11	11	2	5	7	1	0	2	0	5	0	0	8-11	24	13	4	3.02
April 12, 2015	LAFAYETTE - 1 *	12.0	8	2	2	2	9	2	0	0	0	0	1	0	0	3-2	25	13	4	2.96
April 12, 2015	LAFAYETTE - 2 *	9.0	13	6	6	1	3	1	0	2	1	0	4	1	0	8-6	26	13	5	3.04
April 15, 2015	at Delaware State	9.0	13	7	6	7	10	2	1	1	2	0	0	1	0	15-7	27	13	5	3.12
April 18, 2015	at Lehigh - 1 *	7.0	1	0	0	2	11	0	0	0	0	0	0	0	0	4-0	28	13	5	3.06
April 18, 2015	at Lehigh - 2 *	9.0	4	1	1	1	11	0	0	1	0	0	1	1	0	21-1	29	13	5	3.01
April 19, 2015	at Lehigh - 1 *	6.0	4	3	3	1	8	1	0	1	0	0	0	0	0	2-3	29	14	5	3.03
April 19, 2015	at Lehigh - 2 *	8.0	12	5	5	3	7	3	0	1	0	0	0	0	0	4-5	29	15	5	3.08
April 21, 2015	UMBC	9.0	10	9	6	4	6	1	0	0	0	0	1	1	0	1-9	29	16	5	3.15
April 25, 2015	at Army West Point - 1 *	7.0	6	1	0	2	8	1	0	0	1	0	2	0	0	2-1	30	16	6	3.10
April 25, 2015	at Army West Point - 2 *	9.0	4	3	3	5	12	0	0	0	0	0	0	0	0	5-3	31	16	6	3.09
April 26, 2015	at Army West Point - 1 *	7.0	5	0	0	2	3	0	0	0	0	0	0	2	0	3-0	32	16	6	3.04
April 26, 2015	at Army West Point - 2 *	8.0	7	3	1	0	4	2	0	0	0	0	2	1	0	2-3	32	17	6	3.00
April 29, 2015	at Georgetown	9.0	7	5	4	5	8	2	0	1	0	0	0	1	0	8-5	33	17	7	3.03
May 3, 2015	CHESTNUT HILL COLLEGE	9.0	7	2	2	1	8	1	0	0	2	0	0	0	0	6-2	34	17	7	3.00
May 9, 2015	LAFAYETTE - 1 (PL Semis)	9.0	17	10	9	1	3	1	0	0	2	0	2	0	0	8-10	34	18	7	3.13
May 9, 2015	LAFAYETTE - 2 (PL Semis)	9.0	6	0	0	1	8	0	0	0	0	0	0	1	0	12-0	35	18	7	3.06
May 10, 2015	LAFAYETTE (PL Semis)	9.0	3	0	0	0	5	0	0	0	0	0	1	0	0	8-0	36	18	7	3.00
May 16, 2015	LEHIGH - 1 (PL Finals)	9.0	10	7	3	4	4	2	0	2	0	0	0	1	1	3-7	36	19	7	3.00
May 16, 2015	LEHIGH - 2 (PL Finals)	11.0	12	8	8	7	11	2	0	2	1	0	1	0	1	9-8	37	19	7	3.08
May 17, 2015	LEHIGH (PL Finals)	10.0	9	4	1	3	10	1	0	0	0	0	2	1	0	3-4	37	20	7	3.04
Totals		494.1	434	202	167	146	464	66	10	20	25	2	48	30	4	320-202	37	20	7	3.04

2015 Hitting Statistics

Player	AVG.	GP	GS	AB	R	H	2B	3B	HR	RBI	TB	SLG	BB	HPB	SO	GDP	OB%	SF	SH	SB	ATT	PO	A	E	FLD%	
Trent, Sean	.407	57	57	231	35	94	18	3	1	42	121	.524	16	1	29	3	.446	1	1	1	2	56	18	14	.841	
League Only	.325	20	20	80	9	26	2	2	1	12	35	.438	2	1	9	1	.349	0	0	0	0	22	3	0	1.000	
Born, Stephen	.398	34	20	83	16	33	5	2	1	14	45	.542	4	2	5	0	.429	2	2	4	6	19	0	1	.950	
League Only	.389	12	8	36	9	14	3	0	1	4	20	.556	1	0	3	0	.405	0	1	2	2	10	0	0	1.000	
Currie, Robert	.324	53	53	219	37	71	8	7	0	34	93	.425	20	8	34	0	.394	4	3	16	19	117	0	3	.975	
League Only	.304	20	20	79	10	24	2	2	0	8	30	.380	4	3	10	0	.352	2	2	2	2	46	0	1	.979	
Chinnery, Adrian	.314	54	51	172	31	54	8	2	1	27	69	.401	22	1	36	8	.393	1	7	0	0	361	54	4	.990	
League Only	.319	20	20	69	10	22	3	1	0	9	27	.391	2	1	16	1	.347	0	1	0	0	132	26	1	.994	
Lowe, Ben	.286	20	15	49	10	14	1	0	2	7	21	.429	4	4	15	2	.386	0	1	0	0	99	8	0	1.000	
League Only	.200	7	5	15	2	3	0	0	1	4	6	.400	1	0	9	0	.250	0	0	0	0	22	1	0	1.000	
Deneen, Connor	.278	51	48	169	35	47	7	8	1	21	73	.432	12	7	34	6	.349	1	5	3	4	82	3	2	.977	
League Only	.250	16	14	48	5	12	5	1	0	6	19	.396	1	1	10	2	.275	1	1	0	0	28	0	1	.966	
Borosak, Brad	.274	57	57	223	39	61	6	4	1	34	78	.350	28	3	39	5	.358	3	7	15	22	104	138	8	.968	
League Only	.234	20	20	77	9	18	1	0	1	9	22	.286	4	0	12	0	.268	1	3	5	6	45	36	7	.920	
Keller, Jack	.254	29	19	71	9	18	1	0	0	14	19	.268	9	5	17	2	.376	0	1	1	2	143	15	0	1.000	
League Only	.222	5	1	9	2	2	0	0	0	2	2	.222	0	0	4	0	.222	0	0	0	0	16	0	0	1.000	
Saile, Leland	.246	37	33	118	19	29	8	2	2	28	47	.398	14	5	29	2	.345	2	0	0	0	6	1	0	1.000	
League Only	.140	15	13	43	7	6	1	0	1	5	10	.233	3	3	13	1	.240	1	0	0	0	0	0	0	.000	
Brady, Patrick	.238	28	4	21	5	5	0	0	0	2	5	.238	0	1	10	1	.273	0	0	0	0	9	0	0	1.000	
League Only	.000	9	0	1	1	0	0	0	0	0	0	.000	0	0	1	0	.000	0	0	0	0	1	0	0	1.000	
Blue, Travis	.235	57	57	179	43	42	5	3	0	15	53	.296	41	6	38	1	.392	1	7	11	14	88	161	12	.954	
League Only	.212	20	20	66	10	14	2	0	0	5	16	.242	8	2	15	0	.312	1	2	3	5	31	58	4	.957	
Kamhoot, Sean	.231	22	14	52	4	12	5	0	0	9	17	.327	6	0	16	1	.300	2	1	0	1	9	0	1	.900	
League Only	.105	7	4	19	1	2	1	0	0	3	3	.158	0	0	5	0	.105	0	1	0	0	0	0	0	.000	
McGrath, Ben	.224	44	39	156	19	35	8	4	0	23	51	.327	10	2	28	1	.276	2	1	0	0	341	22	8	.978	
League Only	.241	16	15	54	7	13	2	3	0	5	21	.389	4	1	9	1	.300	1	0	0	0	133	9	2	.986	
Smaldino, Mario	.200	9	2	10	2	2	1	0	0	2	3	.300	3	0	4	1	.385	0	2	0	0	0	0	0	.000	
League Only	.000	2	0	2	0	0	0	0	0	0	0	.000	0	0	0	1	.000	0	0	0	0	0	0	0	.000	
Knowles, Logan	.183	43	37	120	13	22	2	1	1	12	29	.242	11	5	14	1	.279	0	9	3	3	16	75	7	.929	
League Only	.210	20	20	62	6	13	2	0	0	6	15	.242	2	2	5	0	.258	0	7	1	1	12	40	3	.945	
Hayes, Drew	.087	14	6	23	3	2	0	0	0	1	2	.087	4	1	8	2	.250	0	1	0	0	3	8	3	.786	
League Only	.000	2	0	2	0	0	0	0	0	0	0	.000	0	0	2	0	.000	0	0	0	0	0	1	0	1.000	
Spalding, Hayden	.000	5	1	7	0	0	0	0	0	1	0	.000	0	0	4	0	.000	1	0	0	0	1	1	1	.667	
League Only	N/A																									
Paglialunga, Nick	.000	3	0	2	0	0	0	0	0	0	0	.000	0	0	1	0	.000	0	0	0	0	3	0	0	1.000	
League Only	N/A																									
TOTALS	.284	57	57	1905	320	541	83	36	10	286	726	.381	204	51	361	36	.365	20	48	54	73	483	597	69	.968	
League Only	.255	20	20	662	88	169	24	9	5	78	226	.341	32	14	123	7	.301	7	18	13	16	507	210	20	.973	
OPPONENTS	.234	57	57	1856	202	434	66	10	20	180	580	.313	146	48	464	22	.304	17	32	29	51	444	610	85	.960	
League Only	.247	20	20	631	62	156	30	1	6	56	206	.326	40	28	144	7	.318	6	17	8	18	511	219	27	.964	

LOB - Team (464), Opp (414). DPs turned - Team (30), Opp (43). IBB - Team (4), Trent 2, Born 1, Deneen 1, Opp (4). Picked off - Borosak 3

League Only

LOB - Team (134), Opp (153). DPs turned - Team (10), Opp (10). IBB - Team (0), Opp (1). Picked off - Borosak 1

Multi-Hit Games

Player	2	3	4	5+	Total
Sean Trent	17	9	3	1	30
Robert Currie	17	5	2	-	24
Brad Borosak	13	2	1	-	16
Connor Deneen	9	3	-	-	12
Adrian Chinnery	6	5	1	-	12
Travis Blue	6	1	1	-	8
Stephen Born	5	2	1	-	8
Leland Saile	5	3	-	-	8
Ben McGrath	5	2	-	-	7
Jack Keller	4	-	-	-	4
Logan Knowles	4	-	-	-	4
Ben Lowe	3	-	-	-	3
Sean Kamhoot	1	-	-	-	1
TEAM	95	32	9	1	137

Multi-RBI Games

Player	2	3	4	5+	Total
Sean Trent	4	4	2	-	10
Brad Borosak	7	2	-	-	9
Leland Saile	4	1	3	-	8
Robert Currie	4	3	-	1	8
Adrian Chinnery	7	-	1	-	8
Ben McGrath	3	3	-	-	6
Travis Blue	2	2	-	-	4
Connor Deneen	2	2	-	-	4
Sean Kamhoot	1	2	-	-	3
Jack Keller	1	2	-	-	3
Stephen Born	1	-	-	1	2
Patrick Brady	1	-	-	-	1
Ben Lowe	-	1	-	-	1
Logan Knowles	-	1	-	-	1
Mario Smaldino	1	-	-	-	1
TEAM	38	23	6	2	69

Longest Hitting Streaks

Player	Streak (Dates)
Robert Currie	13 (3/14 - 4/5)
Stephen Born	12 (4/1 - 4/19)
Adrian Chinnery	11 (4/5 - 4/25)
Brad Borosak	9 (2/13 - 3/1)
Sean Trent	9 (3/11 - 3/22)
Travis Blue	6 (4/11 - 4/18)
Connor Deneen	6 (3/11 - 3/18)
Ben McGrath	6 (5/3 - 5/16)
Sean Kamhoot	4 (2/25 - 3/1)
Ben Lowe	4 (3/21 - 3/28)
Leland Saile	4 (2/13 - 2/21)
Patrick Brady	3 (2/21 - 3/8)
Jack Keller	3, two times, MR: (4/25 - 5/9)
Logan Knowles	3, two times, MR: (3/28 - 3/29)

2015 Pitching Game-By-Game

Player	ERA	W-L	APP	GS	CG	SHO	CBO	SV	IP	H	R	ER	BB	SO	2B	3B	HR	BAVG.	WP	HBP	BK SFA	SHA	
Borosak, Brad	0.00	0-0	1	0	0	0	0	0	1.0	1	0	0	1	1	0	0	0	.250	0	0	0	0	
<i>League Only</i>	<i>N/A</i>																						
Gillingham, Luke	1.19	8-1	12	12	5	3	0	0	83.1	44	14	11	14	111	6	1	1	.151	4	9	0	0	6
<i>League Only</i>	0.75	5-0	5	5	3	2	0	0	36.0	20	4	3	8	39	4	0	0	.155	2	6	0	0	2
Meenach, Jett	1.99	7-0	24	0	0	0	0	4	45.1	38	11	10	12	43	3	1	2	.232	2	5	0	2	2
<i>League Only</i>	1.88	2-0	8	0	0	0	0	2	14.1	12	3	3	6	16	1	0	0	.235	1	3	0	1	1
Wikoff, Brian	2.45	1-1	7	1	0	0	0	0	11.0	10	5	3	5	11	1	0	0	.233	1	1	0	0	0
<i>League Only</i>	0.00	0-0	2	0	0	0	0	0	3.0	1	0	0	0	2	0	0	0	.111	1	1	0	0	0
Sorenson, Sam	2.58	2-7	26	0	0	0	1	3	52.1	49	19	15	12	53	7	0	2	.240	5	2	0	0	4
<i>League Only</i>	1.45	0-1	7	0	0	0	0	1	18.2	18	3	3	2	18	4	0	0	.257	1	0	0	0	4
Moore, Stephen	2.59	7-3	14	14	3	1	2	0	87.0	77	34	25	18	69	13	0	3	.233	3	2	0	4	5
<i>League Only</i>	3.00	1-2	5	5	2	1	0	0	33.0	32	11	11	6	26	5	0	1	.254	2	1	0	2	2
LaMar, Charlie	3.06	1-0	12	0	0	0	1	0	17.2	20	8	6	9	16	3	0	1	.308	0	0	0	2	0
<i>League Only</i>	4.15	0-0	2	0	0	0	0	0	4.1	4	2	2	1	1	3	0	0	.267	0	0	0	1	0
Bartek, Andrew	3.60	1-0	18	1	0	0	0	0	30.0	28	17	12	16	22	3	0	0	.239	3	4	0	1	1
<i>League Only</i>	5.40	0-0	2	0	0	0	0	0	5.0	6	3	3	1	2	1	0	0	.316	0	2	0	0	1
Condry, Kyle	3.97	2-5	18	11	0	0	1	0	59.0	61	33	26	17	45	7	1	4	.269	2	11	1	4	6
<i>League Only</i>	6.10	1-2	5	5	0	0	0	0	20.2	32	18	14	4	8	4	0	4	.360	1	6	0	2	2
Coughlin, George	4.00	7-3	13	13	1	1	0	0	69.2	62	32	31	19	72	13	4	4	.238	1	9	1	1	5
<i>League Only</i>	3.95	3-2	5	5	0	0	0	0	27.1	23	12	12	8	30	5	1	1	.235	0	6	0	0	3
Lowe, Ben	6.14	0-0	7	3	0	0	0	0	14.2	15	10	10	10	8	2	1	0	.273	1	3	0	2	1
<i>League Only</i>	99.00	0-0	1	0	0	0	0	0	0.0	1	3	3	2	0	1	0	0	1.000	0	1	0	0	0
Brady, Colin	6.85	1-0	13	2	0	0	0	0	22.1	26	17	17	13	12	8	2	3	.295	3	2	0	1	2
<i>League Only</i>	4.05	1-0	4	0	0	0	0	0	6.2	7	3	3	2	2	2	0	0	.292	1	2	0	0	2
Paglalonga, Nick	9.00	0-0	1	0	0	0	0	0	1.0	3	2	1	0	1	0	0	0	.500	0	0	0	0	0
<i>League Only</i>	<i>N/A</i>																						
TOTALS	3.04	37-20	57	57	9	7	2	7	494.1	434	202	167	146	464	66	10	20	.234	25	48	2	17	32
<i>League Only</i>	3.04	13-7	20	20	5	3	0	3	169.0	156	62	57	40	144	30	1	6	.247	9	28	0	6	17
OPPONENTS	5.25	20-37	57	57	10	2	2	8	481.1	541	320	281	204	361	83	36	10	.284	55	51	11	20	48
<i>League Only</i>	3.96	7-13	20	20	8	0	0	3	170.1	169	88	75	32	123	24	9	5	.255	19	14	0	7	18

PB - Team (4), Chinnery 4, Opp (12). Pickoffs - Team (11), Chinnery 4, Gillingham 2, Meenach 2, Coughlin 1, Keller 1, LaMar 1, Opp (3). SBA/ATT - Chinnery (23-38), Moore (9-12), Keller (6-11), Condry (4-9), Gillingham (6-8), Meenach (2-4), Brady, C. (2-4), LaMar (1-3), Bartek (2-3), Coughlin (0-3), Lowe (0-2), Sorenson (2-2), Wikoff (1-1)

League Only

PB - Team (1), Chinnery 1, Opp (2). Pickoffs - Team (3), Chinnery 2, Gillingham 1, Opp (1). SBA/ATT - Chinnery (8-17), Gillingham (2-4), Condry (1-3), Meenach (2-3), Moore (2-3), Coughlin (0-2), Sorenson (1-1), Bartek (0-1), LaMar (0-1)

2015 Batting Game Highs

Category	Team (Opponent)	Individual
At-Bats	50 (at Lehigh, 4/18)	7, Deneen (3/29) 7, Currie (2/25)
Runs	21 (at Lehigh, 4/18)	4, three times
Hits	21 (at Lehigh, 4/18)	5, Trent (4/1)
RBI	19 (at Lehigh, 4/18)	5, Born (4/15)
	19 (vs. Coppin State, 2/25)	5, Currie (2/25)
Doubles	8 (vs. Coppin State, 2/25)	2, 11 times
Triples	3 (vs. Lehigh, 5/16)	2, Borosak (3/9)
	3 (vs. Delaware State, 3/9)	
Home Runs	2 (at Army, 4/25)	1, 10 times
Total Bases	34 (at Lehigh, 4/18)	8, Currie (3/9) 8, Deneen (2/13)
Walks	11 (at Delaware State, 4/15)	5, Blue (2/25)
	11 (vs. NYIT, 3/13)	
Strikeouts	16 (at UMBC, 3/25)	4, P.Brady (3/22)
Sacrifice Hits	4 (vs. Lehigh, 5/16)	2, Blue (5/16) 2, Smaldino (2/22)
Sacrifice Flies	2 (vs. Chestnut Hill, 5/3)	1, 20 times
	2 (vs. Delaware State, 4/15)	
Stolen Bases	6 (vs. Chestnut Hill, 5/3)	3, Currie (5/9) 3, Blue (4/1)
Hit by Pitch	4 (vs. Bucknell, 3/29)	2, Saile (4/5) 2, Currie (3/29)
Runners LOB	17 (vs. UMES, 2/21)	6, Trent (3/29) 6, Currie (2/13)
Hit Into DP	5 (vs. Towson, 3/11)	-

2015 Pitching Game Highs

Category	Team (Opponent)	Individual
Innings Pitched	14.0 (vs. Bucknell, 3/29)	9, Coughlin (5/10) 9, Gillingham (3/14)
Strikeouts	18 (at N.C. A&T, 2/13)	16, Gillingham (2/13)
Hits Allowed	19 (vs. Lafayette, 4/11)	12, Moore (4/5)
Runs Allowed	11 (vs. Lafayette, 4/11)	6, three times
Walks Allowed	8 (at N.C. A&T, 2/14)	4, five times
Home Runs Allowed	3 (at N.C. A&T, 2/14)	2, Condry (4/12) 2, Coughlin (2/14)
Wild Pitches	2, six times	2, three times
Hit Batters	5 (vs. Lafayette, 4/11)	3, Con

2015 Defensive Game Highs

Category	Team (Opponent)	Individual
Putouts	42 (vs. Bucknell, 3/29)	18, McGrath (4/12)
Assists	19 (vs. Bucknell, 3/29)	8, Blue (3/15)
Errors	4 (vs. Air Force, 3/1)	2, nine times
	4 (at N.C. A&T, 2/14)	
Passed Balls	1, four times	1, four times
Double Plays	2, five times	-

Individual Hitting Records

BATTING AVG.

• Career (min. 300 AB) •

1. .411	Seiler, Rich	1977-80
	(143-for-348)	
2. .390	Loferski, Andy	1981-83
	(168-for-431)	
3. .361	Schultz, Mike	1986-88
	(138-for-382)	
4. .357	Lake, Toph	1995-98
	(226-for-633)	
5. .355	Mauro, Steve	1992-95
	(164-for-462)	
6. .351	Leeney, Mike	1983-86
	(127-for-362)	
7. .351	Mullikin, Michael	1977-80
	(149-for-425)	
8. .348	Benke, Todd	1995-98
	(212-for-609)	
9. .342	Zematis, Mark	1997-00
	(179-for-523)	
10. .337	Mauro, Tony	1996-99
	(187-for-555)	
11. .335	Hamilton, Thomas	2005-08
	(232-for-693)	
12. .333	Bernth, Brian	1993-96
	(178-for-534)	
13. .330	Azor, Alex	2009-12
	(209-for-633)	
14. .330	Braham, Luke	1997-00
	(158-for-479)	
15. .329	Lee, Marcus	1991-94
	(162-for-492)	

• Season (min. 75 AB) •

1. .467	Seiler, Rich (50-107)	1979
2. .435	Seiler, Rich (47-108)	1980
3. .431	Lake, Toph (59-137)	1998
4. .430	Schultz, Mike (65-151)	1986
5. .430	Loferski, Andy (71-165)	1983
6. .430	Maloney, Matt (49-114)	1991
7. .425	Fatheree, Chris (37-87)	1987
8. .413	Benke, Todd (69-167)	1998
9. .410	Bellino, Joe (34-83)	1959
10. .407	Trent, Sean (94-231)	2015
11. .403	Hamilton, Thomas (89-221)	2008
12. .402	Roberts, Jim (39-97)	1980
13. .402	Mowery, Sam (41-102)	1991
14. .400	Roberts, Jim (44-110)	1981
15. .398	Born, Stephen (33-83)	2015

SLUGGING PCT.

• Career (min. 300 AB) •

1. .652	Loferski, Andy	1981-83
2. .629	Seiler, Rich	1977-80
3. .608	Lee, Marcus	1991-94
4. .593	Zematis, Mark	1997-00
5. .545	Mauro, Steve	1992-95
6. .521	Lake, Toph	1995-98
7. .516	Dupell, Greg	2010-13
8. .507	Braham, Luke	1997-00
9. .505	Speciale, Michael	2007-10
10. .504	Payne, Andy	1992-94
11. .498	Benke, Todd	1995-98
12. .495	Schultz, Mike	1986-88
13. .491	Bernth, Brian	1993-96
14. .475	Mullikin, Michael	1977-80
15. .474	Mauro, Tony	1996-99

• Season (min. 75 AB) •

1. .766	Lee, Marcus	1993
2. .729	Seiler, Rich	1979
3. .719	Maloney, Matt	1991
4. .701	Zematis, Mark	1998
5. .694	Zematis, Mark	2000
6. .685	Seiler, Rich	1980
7. .685	Loferski, Andy	1983
8. .679	Lake, Toph	1998
9. .677	Benke, Todd	1998
10. .669	Lee, Marcus	1994
11. .660	Braham, Luke	1998
12. .659	Candeto, Craig	2003
13. .656	Acalin, Steve	1981
14. .639	Loferski, Andy	1982
15. .635	Jones, Marius	1985

ON-BASE PCT.

• Career (min. 300 AB) •

1. .480	Seiler, Rich	1977-80
2. .460	Mowery, Sam	1989-91
3. .454	Loferski, Andy	1981-83
4. .451	Zematis, Mark	1997-00
5. .450	Lake, Toph	1995-98
6. .445	Lee, Marcus	1991-94
7. .442	Leeney, Mike	1983-86
8. .437	Ponseigo, Andy	1982-84
9. .437	Dishman, Bob	1982-85
10. .431	Mauro, Steve	1992-95
11. .431	Schultz, Mike	1986-88
12. .417	Hamilton, Thomas	2005-08
13. .416	Butler, Todd	1990-93
14. .415	Dupell, Greg	2010-13
15. .414	Wallace, Ted	1984-87

• Season (min. 75 AB) •

1. .565	Jones, Marius	1985
2. .547	Zematis, Mark	1998
3. .538	Mowery, Sam	1991
4. .534	Roberts, Jim	1981
5. .532	Seiler, Rich	1979
6. .530	Snyder, Craig	1985
7. .525	Roberts, Jim	1980
8. .521	Lake, Toph	1998
9. .509	Kinn, Ron	1985
10. .509	Deitz, Terry	1981
11. .504	Maloney, Matt	1991
12. .493	Kelly, Mike	1984
13. .492	Seiler, Rich	1980
14. .492	Liscomb, Jerry	1975
15. .491	Acalin, Steve	1981

GAMES PLAYED

• Career •

1. 201	Hollins, Renaldo	2005-08	
2. 198	Hamilton, Thomas	2005-08	
3. 196	Speciale, Michael	2007-10	
4. 195	Driscoll, Nick	2008-11	
5. 188	Bolt, Kendall	2007-10	
6. 186	Benke, Todd	1995-98	
7. 180	Lake, Toph	1995-98	
8. 174	Dupell, Greg	2010-13	
9. 173	Manzelli, Kash	2011-14	
	173	Azor, Alex	2009-12
11. 172	Candeto, Craig	2001-04	
12. 171	Lukevics, Matt	2002-05	
13. 167	Zematis, Mark	1997-00	
14. 166	Beans, Brandon	2011-14	
15. 164	Harris, Mitch	2005-08	

• Season •

1. 59	Azor, Alex	2011	
	59	Driscoll, Nick	2011
3. 58	Dupell, Greg	2011	
	58	Hamilton, Thomas	2008
	58	Speciale, Michael	2008
6. 57	Blue, Travis	2015	
	57	Borosak, Brad	2015
	57	Trent, Sean	2015
	57	Milanes, Dave	2011
	57	Wheeler, Dylan	2011
	57	Bolt, Kendall	2008
12. 54	Chinnery, Adrian	2015	
	54	Bland, Jeff	2011
	54	Wright, Jonathan	2008
	54	Garcia, Michael	2007
	54	Hollins, Renaldo	2007
	54	Hollins, Renaldo	2006
	54	Johnston, Jonathan	2006
	54	McGinn, Ryan	2006
	54	Munde, Jared	2006

Individual Hitting Records

GAMES STARTED

• Career •		
1.	198	Hollins, Renaldo 2005-08
2.	197	Hamilton, Thomas 2005-08
3.	194	Speciale, Michael 2007-10
4.	187	Bolt, Kendall 2007-10
5.	179	Driscoll, Nick 2008-11
	179	Benke, Todd 1995-98
7.	177	Lake, Toph 1995-98
8.	165	Lukevics, Matt 2002-05
9.	162	Manzelli, Kash 2011-14
	162	Dupell, Greg 2010-13
11.	161	Beans, Brandon 2011-14
12.	160	Azor, Alex 2009-12
	160	Zematis, Mark 1997-00
	160	Mauro, Tony 1996-99
15.	159	Candeto, Craig 2001-04
• Season •		
1.	59	Azor, Alex 2011
	59	Driscoll, Nick 2011
3.	58	Hamilton, Thomas 2008
	58	Speciale, Michael 2008
5.	57	Blue, Travis 2015
	57	Borosak, Brad 2015
	57	Trent, Sean 2015
	57	Dupell, Greg 2011
	57	Milanes, Dave 2011
	57	Bolt, Kendall 2008
11.	54	Hollins, Renaldo 2007
	54	Johnston, Jonathan 2006
	54	McGinn, Ryan 2006
	54	Munde, Jared 2006
15.	53	Currie, Robert 2015
	53	Bland, Jeff 2011
	53	Hollins, Renaldo 2008
	53	Garcia, Michael 2007
	53	Bernth, Brian 1995

AT BATS

• Career •		
1.	741	Speciale, Michael 2007-10
2.	730	Hollins, Renaldo 2005-08
3.	693	Hamilton, Thomas 2005-08
4.	683	Bolt, Kendall 2007-10
5.	633	Azor, Alex 2009-12
	633	Lake, Toph 1995-98
7.	609	Dupell, Greg 2010-13
		Benke, Todd 1995-98
9.	601	Driscoll, Nick 2008-11
10.	599	Manzelli, Kash 2011-14
11.	593	Harris, Mitch 2005-08
12.	590	Beans, Brandon 2011-14
13.	582	Candeto, Craig 2001-04
14.	564	Currie, Robert 2013-Pres.
15.	555	Mauro, Tony 1996-99
• Season •		
1.	234	Azor, Alex 2011
	234	Speciale, Michael 2008
3.	231	Trent, Sean 2015
4.	224	Driscoll, Nick 2011
5.	223	Borosak, Brad 2015
6.	221	Hamilton, Thomas 2008
7.	219	Currie, Robert 2015
8.	216	Bolt, Kendall 2008
9.	213	Hollins, Renaldo 2007
10.	211	Dupell, Greg 2011
11.	210	Milanes, Dave 2011
12.	206	Munde, Jared 2006
13.	205	Hollins, Renaldo 2006
14.	202	Johnston, Jonathan 2006
15.	200	Dupell, Greg 2013
• Game •		
1.	8	Saylor, Eugene vs. Harvard 4/9/49
2.	7	32 times - most recent: Deneen, Connor vs. Bucknell 3/29/15

RUNS

• Career •		
1.	153	Speciale, Michael 2007-10
	153	Lake, Toph 1995-98
3.	142	Benke, Todd 1995-98
4.	133	Hollins, Renaldo 2005-08
5.	129	Lee, Marcus 1991-94
	129	Loferski, Andy 1981-83
7.	127	Mauro, Tony 1996-99
8.	125	Dupell, Greg 2010-13
9.	124	Mauro, Steve 1992-95
10.	123	Azor, Alex 2009-12
	123	Butler, Todd 1990-93
12.	116	Bolt, Kendall 2007-10
13.	114	Zematis, Mark 1997-00
14.	113	Hamilton, Thomas 2005-08
	113	Mullikin, Michael 1977-80
• Season •		
1.	58	Speciale, Michael 2008
2.	55	Benke, Todd 1998
3.	54	Mauro, Steve 1994
4.	52	Adams, Mike 1996
5.	51	Johnston, Jonathan 2006
6.	49	Azor, Alex 2011
	49	Dupell, Greg 2011
	49	Beach, Brent 1994
	49	Schultz, Mike 1986
10.	47	Loferski, Andy 1983
11.	46	Mauro, Tony 1999
	46	Lake, Toph 1995
13.	45	Moore, Tony 2000
	45	Lake, Toph 1998
	45	Loferski, Andy 1982
• Game •		
1.	6	Crum, Matt at Army 5/7/95
2.	5	seven times - most recent: Speciale, Michael at Bucknell 4/19/08

HITS

• Career •		
1.	241	Speciale, Michael 2007-10
2.	232	Hamilton, Thomas 2005-08
3.	226	Lake, Toph 1995-98
4.	212	Benke, Todd 1995-98
5.	209	Azor, Alex 2009-12
6.	202	Bolt, Kendall 2007-10
	202	Hollins, Renaldo 2005-08
8.	195	Dupell, Greg 2010-13
9.	187	Mauro, Tony 1996-99
10.	182	Currie, Robert 2013-Pres.
11.	179	Manzelli, Kash 2011-14
12.	179	Zematis, Mark 1997-00
13.	178	Guadagnini, Mike 2008-10
	178	Bernth, Brian 1993-96
15.	175	Harris, Mitch 2005-08
• Season •		
1.	94	Trent, Sean 2015
2.	89	Hamilton, Thomas 2008
3.	82	Speciale, Michael 2008
4.	77	Azor, Alex 2011
5.	73	Guadagnini, Mike 2009
6.	72	Speciale, Michael 2010
7.	71	Currie, Robert 2015
	71	Loferski, Andy 1983
9.	70	Currie, Robert 2014
	70	Bolt, Kendall 2008
11.	69	Dupell, Greg 2011
	69	Benke, Todd 1998
13.	67	Azor, Alex 2010
	67	Curley, Matt 2010
15.	66	Bernth, Brian 1995
• Game •		
1.	6	Mauro, Steve at Lafayette 4/4/93
2.	5	23 times - most recent: Trent, Sean vs. Coppin State 4/1/15

Individual Hitting Records

DOUBLES

• Career •

1.	52	Zematis, Mark	1997-00
2.	46	Dupell, Greg	2010-13
3.	44	Speciale, Michael	2007-10
	44	Benke, Todd	1995-98
5.	43	Mauro, Steve	1992-95
6.	41	Butler, Todd	1990-93
7.	40	Bolt, Kendall	2007-10
8.	39	Mauro, Tony	1996-99
9.	38	Lee, Marcus	1991-94
10.	37	Lake, Toph	1995-98
	37	Bernth, Brian	1993-96
12.	35	Azor, Alex	2009-12
13.	32	Beans, Brandon	2011-14
	32	Payne, Andy	1992-94
15.	31	Manzelli, Kash	2011-14
	31	Milanes, Dave	2010-13
	31	Harris, Mitch	2005-08

• Season •

1.	21	Mauro, Steve	1994
2.	18	Trent, Sean	2015
	18	Dupell, Greg	2013
	18	Zematis, Mark	1999
	18	Benke, Todd	1998
	18	Zematis, Mark	1998
	18	Butler, Todd	1992
8.	16	Guadagnini, Mike	2009
	16	Bolt, Kendall	2008
	16	McGinn, Ryan	2006
11.	15	Azor, Alex	2011
	15	Speciale, Michael	2008
	15	Munde, Jared	2006
	15	Mauro, Tony	1999
	15	Bernth, Brian	1995

• Game •

1.	4	Butler, Todd	
		vs. Cornell	4/11/92
2.	3	10 times - most recent:	
		Farmer, Dean	
		at Bucknell	5/10/03

TRIPLES

• Career •

1.	20	Lake, Toph	1995-98
2.	16	Bernth, Brian	1993-96
	16	Loferski, Andy	1981-83
4.	14	Dupell, Greg	2010-13
	14	Liscomb, Jerry	1973-76
6.	13	Currie, Robert	2013-Pres.
7.	12	Smith, Matt	1994-97
	12	Frahler, Andrew	1945-48
9.	11	Harris, Mitch	2005-08
	11	Hollins, Renaldo	2005-08
	11	Ponseigo, Andy	1982-84
	11	Mullikin, Michael	1977-80
13.	10	Beans, Brandon	2011-14
	10	Hahn, Andrew	2009-12
	10	Speciale, Michael	2007-10
	10	Foster, Matt	2000-03
	10	Benke, Todd	1995-98
	10	Seiler, Rich	1977-80

• Season •

1.	9	Lake, Toph	1995
2.	8	Deneen, Connor	2015
	8	Smith, Matt	1996
4.	7	Currie, Robert	2015
	7	Loferski, Andy	1981
6.	6	Dupell, Greg	2012
	6	Hahn, Andrew	2012
	6	Beans, Brandon	2011
	6	Hollins, Renaldo	2008
	6	Speciale, Michael	2008
	6	Bernth, Brian	1995
	6	Bernth, Brian	1994
	6	Ostmo, Erik	1992
	6	Seiler, Rich	1979
	6	Semko, Scott	1969
	6	Frahler, Andrew	1945

• Game •

1.	3	Frahler, Andrew	
		vs. Bucknell	5/2/45
2.	2	24 times - most recent:	
		Borosak, Brad	
		vs. Delaware State	3/9/15

HOME RUNS

• Career •

1.	29	Lee, Marcus	1991-94
2.	23	Speciale, Michael	2007-10
	23	Zematis, Mark	1997-00
4.	17	Loferski, Andy	1981-83
5.	16	Harris, Mitch	2005-08
6.	15	Dupell, Greg	2010-13
	15	Candeto, Craig	2001-04
8.	14	Braham, Luke	1997-00
	14	Kinn, Ron	1985-88
10.	12	Bland, Jeff	2008-11
	12	Abner, Edward	1975-77
12.	11	Soares, Steven	2007-10
	11	Mauro, Steve	1992-95
	11	Frahler, Andrew	1945-48
15.	10	Smith, Matt	1994-97
	10	Buck, Bruce	1974-77

• Season •

1.	12	Lee, Marcus	1993
2.	10	Speciale, Michael	2008
	10	Zematis, Mark	2000
4.	8	Speciale, Michael	2010
	8	Harris, Mitch	2007
6.	7	Dupell, Greg	2011
	7	Soares, Steven	2009
	7	Braham, Luke	1998
	7	Zematis, Mark	1998
	7	Lee, Marcus	1994
	7	Loferski, Andy	1983
	7	Frahler, Andrew	1947
13.	6	Harris, Mitch	2008
	6	Candeto, Craig	2003
	6	Moore, Tony	2000
	6	Benke, Todd	1998
	6	Smith, Matt	1996
	6	Loferski, Andy	1982
	6	Seiler, Rich	1980

• Game •

1.	3	Jones, Marius	
		at Maryland	4/23/85
2.	2	47 times - most recent:	
		Speciale, Michael	
		at Md. Eastern Shore	4/14/10

RUNS BATTED IN

• Career •

1.	178	Lee, Marcus	1991-94
2.	153	Zematis, Mark	1997-00
3.	139	Speciale, Michael	2007-10
4.	122	Hamilton, Thomas	2005-08
5.	121	Lake, Toph	1995-98
6.	120	Mauro, Tony	1996-99
	120	Smith, Matt	1994-97
8.	119	Dupell, Greg	2010-13
	119	Bolt, Kendall	2007-10
10.	118	Benke, Todd	1995-98
11.	112	Harris, Mitch	2005-08
	112	Bernth, Brian	1993-96
	112	Loferski, Andy	1981-83
14.	111	Leeney, Mike	1983-86
15.	109	Mauro, Steve	1992-95

• Season •

1.	60	Lee, Marcus	1993
2.	58	Zematis, Mark	1998
3.	51	Benke, Todd	1998
4.	50	Leeney, Mike	1986
5.	49	Hamilton, Thomas	2008
	49	Smith, Matt	1996
7.	48	Milanes, Dave	2011
	48	Bolt, Kendall	2009
	48	Lee, Marcus	1994
	48	Loferski, Andy	1983
11.	47	Speciale, Michael	2008
	47	Harris, Mitch	2007
13.	46	Zematis, Mark	1999
14.	45	Lee, Marcus	1991
15.	44	Dupell, Greg	2012
	44	Speciale, Michael	2010

• Game •

1.	9	Mauro, Tony	
		at Lafayette	3/28/98
	9	Hill, Robert	
		vs. Muhlenberg	4/14/45
3.	7	Milanes, Dave	
		vs. Delaware State	3/20/13
	7	Cocca, John	
		at Holy Cross	4/21/01
	7	Baker, Tom	
		at Southeastern La.	3/7/83
6.	6	24 times - most recent:	
		Hahn, Andrew	
		vs. Coppin State	5/1/12

Individual Hitting Records

TOTAL BASES

• Career •		
1.	374	Speciale, Michael 2007-10
2.	330	Lake, Toph 1995-98
3.	314	Dupell, Greg 2010-13
4.	310	Zematis, Mark 1997-00
5.	303	Benke, Todd 1995-98
6.	299	Lee, Marcus 1991-94
7.	289	Hamilton, Thomas 2005-08
8.	287	Bolt, Kendall 2007-10
9.	281	Loferski, Andy 1981-83
10.	276	Harris, Mitch 2005-08
11.	263	Mauro, Tony 1996-99
12.	262	Bernth, Brian 1993-96
13.	261	Azor, Alex 2009-12
14.	252	Candeto, Craig 2001-04
	252	Mauro, Steve 1992-95

• Season •

1.	139	Speciale, Michael 2008
2.	121	Trent, Sean 2015
3.	114	Speciale, Michael 2010
4.	113	Benke, Todd 1998
	113	Loferski, Andy 1983
6.	112	Dupell, Greg 2011
7.	108	Hamilton, Thomas 2008
8.	107	Smith, Matt 1996
9.	106	Guadagnini, Mike 2009
10.	104	Bolt, Kendall 2008
11.	101	Mauro, Tony 1999
12.	100	Dupell, Greg 2012
	100	Munde, Jared 2006
14.	99	Dupell, Greg 2013
15.	98	Lee, Marcus 1993

• Game •

1.	13	Lake, Toph at Lafayette 3/28/98
	13	Mauro, Tony at Lafayette 3/28/98
3.	12	McGinn, Ryan at Holy Cross 4/10/05
	12	Jones, Marius at Maryland 4/23/85
5.	11	four times - most recent: Seiler, Rich vs. Villanova 4/2/80

WALKS

• Career •		
1.	104	Zematis, Mark 1997-00
	104	Lake, Toph 1995-98
3.	103	Lee, Marcus 1991-94
4.	90	Dupell, Greg 2010-13
	90	Butler, Todd 1990-93
	90	Kinn, Ron 1985-88
7.	88	Ponseigo, Andy 1982-84
8.	85	Jones, Marius 1984-86
9.	82	Dishman, Bob 1982-85
	82	Deitz, Terry 1979-82
11.	80	Mullican, Jon 1982-85
12.	79	Liscomb, Jerry 1973-76
13.	78	Roberts, Jim 1979-81
14.	77	Mowery, Sam 1989-91
	77	Clipp, Ron 1973-76

• Season •

1.	45	Zematis, Mark 1998
2.	43	Jones, Marius 1985
3.	41	Blue, Travis 2015
4.	39	Ponseigo, Andy 1983
5.	35	Snyder, Craig 1985
	35	Kinn, Ron 1985
7.	34	Dupell, Greg 2012
	34	Rodgers, Tony 1983
9.	33	Liscomb, Jerry 1975
	33	Roberts, Jim 1981
11.	32	Deitz, Terry 1981
12.	31	Ponseigo, Andy 1982
	31	Deitz, Terry 1982
	31	Lee, Marcus 1992
	31	Lake, Toph 1995

• Game •

1.	5	Blue, Travis vs. Coppin State 2/25/15
	5	Mullican, Jon vs. Columbia 4/1/84
	5	Clipp, Ron vs. Georgetown 4/22/74
	5	Mooney, John vs. Syracuse 4/3/71
5.	4	15 times - most recent: Blue, Travis vs. NYIT 3/15/15

HIT BY PITCHES

• Career •		
1.	51	Hamilton, Thomas 2005-08
2.	32	Bland, Jeff 2008-11
3.	26	Currie, Robert 2013-Pres.
	26	Bolt, Kendall 2007-10
5.	25	Soares, Steven 2007-10
6.	24	Beans, Brandon 2011-14
	24	Wheeler, Dylan 2010-13
8.	21	Campbell, Chris 2010-13
	21	Speciale, Michael 2007-10
	21	Candeto, Craig 2001-04
11.	20	Manzelli, Kash 2011-14
12.	19	Azor, Alex 2009-12
	19	Curley, Matthew 2007-10
	19	Farmer, Dean 2002-04
15.	15	Keller, Jack 2012-15
	15	Gury, Willie 1999-01
	15	Mauro, Tony 1996-99

• Season •

1.	20	Hamilton, Thomas 2008
2.	15	Campbell, Chris 2013
3.	14	Wheeler, Dylan 2011
	14	Hamilton, Thomas 2007
5.	13	Bland, Jeff 2011
6.	12	Beans, Brandon 2011
	12	Gury, Willie 2001
8.	11	Currie, Robert 2014
	11	Bland, Jeff 2009
10.	10	Azor, Alex 2011
	10	Hamilton, Thomas 2006
	10	Candeto, Craig 2002
13.	9	Beans, Brandon 2014
	9	Speciale, Michael 2010
	9	Bolt, Kendall 2009
	9	Braham, Luke 1999

• Game •

1.	3	Turner, Ryan at UMBC 3/27/14
	3	Campbell, Chris at Lehigh 4/28/13
3.	2	63 times - most recent: Saile, Leland at Holy Cross 4/5/15

STOLEN BASES

• Career •		
1.	64	Hollins, Renaldo 2005-08
2.	59	Johnston, Jonathan 2003-06
	59	Cocca, John 2000-02
4.	54	Candeto, Craig 2001-04
5.	50	Currie, Robert 2013-Pres.
6.	42	Curnow, Pete 2002-04
7.	38	Borosak, Brad 2012-15
	38	Guidos, Jason 1999-02
	38	Liscomb, Jerry 1973-76
10.	37	Speciale, Michael 2007-10
	37	Schultz, Mike 1986-88
	37	Saylor, Eugene 1949-51
13.	36	Beans, Brandon 2011-14
	36	Driscoll, Nick 2008-11
15.	34	Mowery, Sam 1989-91
	34	Bellino, Joe 1959-61

• Season •

1.	35	Johnston, Jonathan 2006
2.	32	Cocca, John 2002
3.	26	Currie, Robert 2014
4.	24	Cocca, John 2001
5.	21	Hager, Brad 2003
	21	Schultz, Mike 1986
7.	20	Hollins, Renaldo 2007
	20	Hollins, Renaldo 2006
	20	Candeto, Craig 2004
	20	Whitten, Brian 2001
	20	Loferski, Andy 1983
12.	19	Curnow, Pete 2003
13.	18	Thompson, Trevor 2005
	18	Guidos, Jason 2001
15.	17	Munde, Jared 2006
	17	Bellino, Joe 1960
	17	Mills, Herbert 1943

• Game •

1.	5	Mills, Herbert vs. Dartmouth 5/4/43
2.	4	Thompson, Trevor at Holy Cross 4/11/05
	4	Johnston, Jonathan vs. Bucknell 4/3/05
	4	Cocca, John vs. Lehigh 4/29/02
5.	3	31 times - most recent: Blue, Travis vs. Coppin State 4/1/15

Individual Pitching Records

ERA

• Career (min. 120 IP) •			
1.	1.04	Davis, Chuck	1959-61
		(37 ER in 321.0 IP)	
2.	1.38	Kerlek, George	1971-73
		(21 ER in 137.0 IP)	
3.	1.45	Volkman, George	1965-67
		(24 ER in 148.2 IP)	
4.	1.50	Miller, Rick	1967-68
		(22 ER in 132.0 IP)	
5.	1.74	Burton, Ronald	1945-48
		(56 ER in 290.1 IP)	
6.	2.00	Graham, Patrick	1963-65
		(27 ER in 121.1 IP)	
7.	2.06	Metz, Donald	1951-53
		(50 ER in 218.2 IP)	
8.	2.10	Wiemann, Steve	1985-88
		(49 ER in 210.0 IP)	
9.	2.16	Buchanan, Richard	1966-68
		(36 ER in 150.1 IP)	
10.	2.29	Thomas, Scott	1974-77
		(51 ER in 200.2 IP)	
11.	2.33	Walton, Steven	1977-79
		(34 ER in 131.1 IP)	
12.	2.35	Ettinger, Edward	1959-61
		(34 ER in 130.0 IP)	
13.	2.42	Smith, Norman	1940-41
		(43 ER in 159.2 IP)	
14.	2.43	Gillingham, Luke	2013-Pres.
		(55 ER in 204.0 IP)	
15.	2.43	Terwilliger, Bruce	1962-64
		(39 ER in 144.1 IP)	
16.	2.45	Montoya, Benjamin	1956-58
		(56 ER in 206.0 IP)	
• Season (min. 50 IP) •			
1.	0.61	Davis, Chuck	1959
		(6 ER in 89.0 IP)	
2.	0.84	Volkman, George	1967
		(5 ER in 53.2 IP)	
3.	0.87	Davis, Chuck	1960
		(11 ER in 113.1 IP)	
4.	0.94	Walton, Steven	1978
		(6 ER in 57.1 IP)	
5.	0.96	Miller, Rick	1968
		(8 ER in 74.2 IP)	
6.	1.05	Wiemann, Steve	1986
		(6 ER in 51.2 IP)	
7.	1.19	Gillingham, Luke	2015
		(11 ER in 83.1 IP)	
8.	1.37	Kerlek, George	1973
		(9 ER in 59.0 IP)	
	1.37	Burton, Ronald	1946
		(9 ER in 59.0 IP)	
10.	1.46	Burton, Ronald	1948
		(18 ER in 111.1 IP)	
11.	1.48	Smith, Norman	1941
		(14 ER in 85.1 IP)	
12.	1.52	Davis, Chuck	1961
		(20 ER in 118.2 IP)	
13.	1.52	Parenti, Anthony	2014
		(14 ER in 82.2 IP)	
14.	1.59	Kerlek, George	1972
		(10 ER in 56.2 IP)	
15.	1.62	Metz, Donald	1952
		(14 ER in 78.0 IP)	

WALKS/9 IP

• Career (min. 120 IP) •			
1.	1.58	Smith, Norman	1940-41
		(28 BB in 159.2 IP)	
2.	1.67	Moore, Stephen	2012-15
		(50 BB in 269.2 IP)	
3.	1.67	Wiemann, Steve	1985-88
		(39 BB in 210.0 IP)	
4.	1.69	McDevitt, Rich	2000-03
		(45 BB in 239.2 IP)	
5.	1.94	Gillingham, Luke	2013-Pres.
		(44 BB in 204.0 IP)	
6.	1.95	McLemore, Tom	1995-97
		(53 BB in 244.2 IP)	
7.	1.95	Nelson, Ben	2010-13
		(59 BB in 272.1 IP)	
8.	2.15	Wilson, Scott	1991-94
		(48 BB in 201.1 IP)	
9.	2.18	Volkman, George	1965-67
		(36 BB in 148.2 IP)	
10.	2.20	Thomas, Scott	1974-77
		(49 BB in 200.2 IP)	
11.	2.20	Burton, Ronald	1945-48
		(71 BB in 290.1 IP)	
12.	2.24	Froistad, Andy	2001-04
		(43 BB in 173.0 IP)	
13.	2.32	Hefner, Ryan	2003-06
		(41 BB in 159.0 IP)	
14.	2.38	Miller, Rick	1966-68
		(50 BB in 189.1 IP)	
15.	2.42	McCoy, Mark	2005-08
		(77 BB in 286.2 IP)	
• Season (min. 50 IP) •			
1.	1.05	Wiemann, Steve	1986
		(6 BB in 51.2 IP)	
2.	1.17	McDevitt, Rich	2000
		(7 BB in 54.0 IP)	
3.	1.20	Wilson, Scott	1994
		(9 BB in 67.1 IP)	
4.	1.35	McLemore, Tom	1996
		(14 BB in 93.1 IP)	
5.	1.36	Moore, Stephen	2014
		(12 BB in 79.2 IP)	
6.	1.45	Smith, Norman	1940
		(12 BB in 74.1 IP)	
7.	1.46	Wiemann, Steve	1988
		(11 BB in 67.2 IP)	
8.	1.51	Gillingham, Luke	2015
		(14 BB in 83.1 IP)	
9.	1.51	McDevitt, Rich	2003
		(12 BB in 71.1 IP)	
10.	1.52	Gillingham, Luke	2013
		(9 BB in 53.0 IP)	
	1.53	Volkman, George	1966
		(9 BB in 53.0 IP)	
12.	1.53	Lange, Jeff	2005
		(10 BB in 58.2 IP)	
13.	1.54	Burton, Ronald	1948
		(19 BB in 111.1 IP)	
14.	1.54	Moore, Stephen	2013
		(10 BB in 58.1 IP)	
15.	1.61	Long, Sam	2010
		(11 BB in 61.2 IP)	

STRIKEOUTS/9 IP

• Career (min. 120 IP) •			
1.	11.78	Harris, Mitch	2005-08
		(291 K in 222.1 IP)	
2.	9.73	Davis, Chuck	1959-61
		(347 K in 321.0 IP)	
3.	9.49	Gillingham, Luke	2013-Pres.
		(215 K in 204.0 IP)	
4.	9.07	Landwehr, Dave	1984-86
		(173 K in 171.2 IP)	
5.	8.98	Gibson, Charles	1980-83
		(162 K in 162.1 IP)	
6.	8.89	Anderson, Frederick	1957-59
		(137 K in 138.2 IP)	
7.	8.52	Kozink, Scott	1996-99
		(224 K in 236.2 IP)	
8.	8.41	Cooney, Matt	2000-03
		(119 K in 127.1 IP)	
9.	8.32	Buchanan, Richard	1966-68
		(139 K in 150.1 IP)	
10.	8.18	Parenti, Anthony	2012-15
		(164 K in 180.1 IP)	
11.	8.16	Long, Sam	2008-11
		(190 K in 209.2 IP)	
12.	7.94	Drake, Oliver	2007-08
		(130 K in 147.1 IP)	
13.	7.81	Tanner, Drew	1983-86
		(238 K in 274.1 IP)	
14.	7.57	Nelson, Ben	2010-13
		(229 K in 272.2 IP)	
15.	7.48	Repucci, Lou	1973-76
		(170 K in 204.2 IP)	
• Season (min. 50 IP) •			
1.	12.30	Harris, Mitch	2006
		(113 K in 82.2 IP)	
2.	12.12	Harris, Mitch	2007
		(119 K in 88.1 IP)	
3.	11.99	Gillingham, Luke	2015
		(111 K in 83.1 IP)	
4.	11.12	Davis, Chuck	1960
		(140 K in 113.1 IP)	
5.	10.25	Buchanan, Richard	1968
		(63 K in 55.1 IP)	
6.	9.91	Davis, Chuck	1959
		(98 K in 89.0 IP)	
7.	9.74	Kozink, Scott	1999
		(105 K in 97.0 IP)	
8.	9.69	Landwehr, Dave	1986
		(84 K in 78.0 IP)	
9.	9.58	Miller, Rick	1967
		(61 K in 57.1 IP)	
10.	9.30	Coughlin, George	2015
		(72 K in 69.2 IP)	
11.	9.27	Landwehr, Dave	1985
		(57 K in 55.1 IP)	
12.	9.25	Parenti, Anthony	2013
		(65 K in 63.2 IP)	
13.	9.19	Tanner, Drew	1986
		(79 K in 78.0 IP)	
14.	9.11	Sorenson, Sam	2015
		(53 K in 52.1 IP)	
15.	9.00	Lange, Jeff	2004
		(51 K in 51.0 IP)	

WINS

• Career •			
1.	29	Davis, Chuck (29-4)	1959-61
2.	28	Burton, Ronald (28-6)	1945-48
3.	26	Tanner, Drew (26-11)	1983-86
4.	25	Groover, Shane (25-11)	1997-00
5.	21	McCoy, Mark (21-16)	2005-08
	21	Moore, Toby (21-12)	1993-95
	21	Wiemann, Steve (21-8)	1985-88
8.	20	Harris, Mitch (20-13)	2005-08
9.	19	Nelson, Ben (19-13)	2010-13
	19	Kozink, Scott (19-14)	1996-99
	19	McLemore, Tom (19-19)	1995-97
	19	Lowe, David (19-17)	1987-90
	19	Repucci, Lou (19-6)	1973-76
	19	Montoya, Benjamin (19-5)	1956-58
	19	Metz, Donald (19-7)	1951-53
• Season •			
1.	12	Davis, Chuck (12-1)	1961
2.	10	Harris, Mitch (10-3)	2006
3.	9	McLemore, Tom (9-7)	1996
	9	Moore, Toby (9-6)	1995
	9	Tanner, Drew (9-2)	1986
	9	Tanner, Drew (9-0)	1985
	9	Adrian, Bob (9-2)	1982
	9	Davis, Chuck (9-0)	1959
	9	Burton, Ronald (9-1)	1947
10.	8	Gillingham, Luke (8-1)	2015
	8	Parenti, Anthony (8-3)	2014
	8	Harris, Mitch (8-5)	2007
	8	McCoy, Mark (8-4)	2007
	8	Groover, Shane (8-3)	1999
	8	McLemore, Tom (8-2)	1995
	8	Murray, Kyle (8-5)	1995
	8	Lowe, David (8-5)	1990
	8	Landwehr, Dave (8-2)	1986
	8	Thomas, Scott (8-3)	1976
	8	Terwilliger, Bruce (8-0)	1962
	8	Ettinger, Edward (8-1)	1961
	8	Davis, Chuck (8-3)	1960
	8	Morra, John (8-2)	1954
	8	Burton, Ronald (8-4)	1948
	8	Davis, John (8-0)	1943

Individual Pitching Records

SAVES

• Career •		
1.	17	Melton, JD 2007-09
2.	16	Rinehart, Joel 2010-13
3.	11	Hefner, Ryan 2003-06
4.	8	Sorenson, Sam 2013-Pres.
	8	Bumgardner, Mark 1973-75
6.	7	Carlson, Drew 2008-10
7.	6	Murray, Chris 2007-10
	6	Bizba, Todd 1985-88
9.	5	Deafenbaugh, Brad 1999-01
	5	Wilson, Scott 1991-94
	5	Gibson, Craig 1980-83
	5	Thomas, Scott 1974-77
13.	4	Meenach, Jett 2014-Pres.
	4	Gainey, Preston 2011-12
	4	Nichols, Burgess 2004-06
	4	Koessler, Joe 2003-06
	4	Koehler, Bryan 1999,01-02
	4	Robinson, John 1990-93
	4	Bresko, Carl 1989-91
	4	McMurtry, Jim 1978-81
	4	Kelleher, Paul 1977-80
• Season •		
1.	10	Hefner, Ryan 2006
2.	9	Melton, JD 2007
3.	7	Melton, JD 2008
4.	6	Rinehart, Joel 2011
5.	5	Bumgardner, Mark 1974
6.	4	Meenach, Jett 2015
	4	Rinehart, Joel 2013
	4	Gainey, Preston 2011
	4	Carlson, Drew 2010
	4	Nichols, Burgess 2004
	4	Koehler, Bryan 2002
	4	Bizba, Todd 1985
13.	3	16 players - most recent: Sorenson, Sam 2015

APPEARANCES

• Career •		
1.	78	Rinehart, Joel 2010-13
2.	68	Koessler, Joe 2003-06
3.	62	Sorenson, Sam 2013-Pres.
4.	59	Hefner, Ryan 2003-06
5.	58	Lowe, David 1987-90
6.	56	Moore, Stephen 2012-15
7.	55	Murray, Chris 2007-10
	55	Carlson, Kevin 1994-97
9.	54	Robinson, John 1990-93
10.	53	Olson, Wes 2008-11
11.	52	Tanner, Drew 1983-86
12.	51	Melton, JD 2007-09
	51	McCoy, Mark 2005-08
	51	Groover, Shane 1997-00
	51	Hoak, Ed 1995-98
• Season •		
1.	27	Koessler, Joe 2004
2.	26	Sorenson, Sam 2015
	26	Hefner, Ryan 2006
4.	24	Meenach, Jett 2015
5.	23	Rinehart, Joel 2013
	23	Rinehart, Joel 2011
	23	Koehler, Bryan 2002
	23	Lowe, David 1990
9.	21	Bartek, Andrew 2014
	21	Sorenson, Sam 2013
	21	Ferri, John 1996
12.	19	Melton, JD 2008
	19	Melton, JD 2007
	19	Koessler, Joe 2006
15.	18	13 players - most recent: Bartek, Andrew 2015 Condry, Kyle 2015

GAMES STARTED

• Career •		
1.	45	McCoy, Mark 2005-08
2.	42	Tanner, Drew 1983-86
3.	41	Nelson, Ben 2010-13
4.	40	Moore, Stephen 2012-15
	40	Groover, Shane 1997-00
	40	Moore, Toby 1993-95
7.	39	Davis, Chuck 1959-61
8.	38	McDevitt, Rich 2000-03
	38	McLemore, Tom 1995-97
10.	37	Carlson, Kevin 1994-97
11.	36	Harris, Mitch 2005-08
12.	35	Schoberl, Johnny 2010-13
	35	Long, Sam 2008-11
14.	33	Kozink, Scott 1996-99
	33	Lowe, David 1987-90
	33	Burton, Ronald 1945-48
• Season •		
1.	17	Moore, Toby 1995
2.	16	Nelson, Ben 2011
	16	McLemore, Tom 1996
4.	15	Davis, Chuck 1961
5.	14	Moore, Stephen 2015
	14	Long, Sam 2011
	14	Harris, Mitch 2007
	14	Groover, Shane 1999
	14	Kozink, Scott 1999
10.	13	10 players - most recent: Coughlin, George 2015

COMPLETE GAMES

• Career •		
1.	27	Davis, Chuck 1959-61
2.	25	Burton, Ronald 1945-48
3.	24	Moore, Toby 1993-95
	24	McLemore, Tom 1995-97
5.	23	Tanner, Drew 1983-86
6.	22	Metz, Donald 1951-53
7.	21	Groover, Shane 1997-00
8.	20	Kozink, Scott 1996-99
9.	19	Wieman, Steve 1985-88
10.	18	Lowe, David 1987-90
11.	15	Carlson, Kevin 1994-97
	15	Landwehr, Dave 1984-86
	15	Kelly, Matthew 1922-23
14.	14	McDevitt, Rich 2000-03
	14	Montoya, Benjamin 1956-58
	14	Smith, Norman 1940-41
	14	Davenport, Edgar 1931-33
• Season •		
1.	12	Davis, Chuck 1961
2.	11	Burton, Ronald 1948
3.	10	McLemore, Tom 1996
	10	Moore, Toby 1995
	10	Morra, John 1954
6.	9	Landwehr, Dave 1986
	9	Metz, Donald 1951
8.	8	Kozink, Scott 1999
	8	Carlson, Kevin 1997
	8	Lowe, David 1988
	8	Davis, Chuck 1959
	8	Metz, Donald 1952
	8	Smith, Norman 1941
	8	Wilson, Thomas 1929
	8	Kelly, Matthew 1922

SHUTOUTS

• Career •		
1.	9	Davis, Chuck 1959-61
2.	4	Harris, Mitch 2005-08
	4	McDevitt, Rich 2000-03
	4	Thomas, Scott 1974-77
	4	Repucci, Lou 1973-76
	4	Kerlek, George 1971-73
	4	Graham, Patrick 1964-65
	4	Burdett, Paul 1943-44
9.	3	Gillingham, Luke 2013-Pres.
	3	Parenti, Anthony 2012-15
	3	Groover, Shane 1997-00
	3	Kelleher, Paul 1977-80
	3	Galloway, Thomas 1969-71
	3	Miller, Rick 1967-68
	3	Volkman, George 1965-67
	3	Morra, John 1953-54
• Season •		
1.	4	Davis, Chuck 1959
2.	3	Gillingham, Luke 2015
	3	Parenti, Anthony 2014
	3	Kelleher, Paul 1979
	3	Kerlek, George 1972
	3	Graham, Patrick 1965
	3	Davis, Chuck 1961
	3	Morra, John 1954
7.	2	19 players - most recent: Long, Sam 2010

STRIKEOUTS

• Career •		
1.	347	Davis, Chuck 1959-61
2.	291	Harris, Mitch 2005-08
3.	239	McCoy, Mark 2005-08
4.	238	Tanner, Drew 1983-86
5.	229	Nelson, Ben 2010-13
	229	Groover, Shane 1997-00
7.	224	Kozink, Scott 1996-99
8.	215	Gillingham, Luke 2013-Pres.
9.	199	Moore, Stephen 2012-15
10.	190	Long, Sam 2008-11
11.	186	Lowe, David 1987-90
12.	182	Carlson, Kevin 1994-97
13.	173	Landwehr, Dave 1984-86
14.	170	Repucci, Lou 1973-76
15.	164	Parenti, Anthony 2012-15
	164	Wieman, Steve 1985-88
• Season •		
1.	140	Davis, Chuck 1960
2.	119	Harris, Mitch 2007
3.	113	Harris, Mitch 2006
4.	111	Gillingham, Luke 2015
5.	109	Davis, Chuck 1961
6.	105	Kozink, Scott 1999
7.	98	Davis, Chuck 1959
8.	84	Landwehr, Dave 1986
9.	83	Tanner, Drew 1985
10.	80	Nelson, Ben 2011
11.	79	Tanner, Drew 1986
12.	78	Drake, Oliver 2008
13.	74	Parenti, Anthony 2014
14.	73	Groover, Shane 1999
	73	Kozink, Scott 1998
• Game •		
1.	18	Buchanan, Richard vs. Seton Hall 4/6/68
2.	17	Landwehr, Dave vs. Gettysburg 3/16/86
	17	Davis, Chuck vs. West Chester 4/7/60
	17	Mueller, Dale vs. Richmond 5/17/44
5.	16	Gillingham, Luke at N.C. A&T 2/13/15
	16	Losh, Dennis vs. Syracuse 4/3/69
	16	Davis, Chuck vs. Columbia 5/8/59

Individual Pitching Records

INNINGS PITCHED

• Career •

1.	321.0	Davis, Chuck	1959-61
2.	290.1	Burton, Ronald	1945-48
3.	286.2	McCoy, Mark	2005-08
4.	278.2	Groover, Shane	1997-00
5.	274.1	Tanner, Drew	1983-86
6.	272.1	Nelson, Ben	2010-13
7.	269.2	Moore, Stephen	2012-15
8.	258.0	Moore, Toby	1993-95
9.	255.1	Lowe, David	1987-90
10.	248.1	Carlson, Kevin	1994-97
11.	244.2	McLemore, Tom	1995-97
12.	239.2	McDevitt, Rich	2000-03
13.	236.2	Kozink, Scott	1996-99
14.	222.1	Harris, Mitch	2005-08
15.	218.2	Metz, Donald	1951-53

• Season •

1.	118.2	Davis, Chuck	1961
2.	113.1	Davis, Chuck	1960
3.	111.1	Burton, Ronald	1948
4.	106.2	Moore, Toby	1995
5.	99.0	Morra, John	1954
6.	97.0	Kozink, Scott	1999
7.	93.1	McLemore, Tom	1996
8.	91.2	Nelson, Ben	2011
	91.2	Carlson, Kevin	1997
10.	89.2	Murray, Kyle	1995
11.	89.0	Thomas, Scott	1976
	89.0	Davis, Chuck	1959
13.	88.1	Harris, Mitch	2007
14.	87.0	Moore, Stephen	2015
15.	85.1	Burton, Ronald	1947
	85.1	Smith, Norman	1941

• Game •

1.	17.0	Rensberger, Lee vs. Harvard	4/9/49
2.	13.0	Davis, Chuck at Princeton	5/21/60
3.	12.0	seven times - most recent: Kerlek, George vs. Dartmouth	4/13/73

HITS ALLOWED

• Career •

1.	322	McCoy, Mark	2005-08
2.	266	Moore, Toby	1993-95
3.	264	Carlson, Kevin	1994-97
4.	261	Nelson, Ben	2010-13
5.	259	Groover, Shane	1997-00
6.	255	McLemore, Tom	1995-97
7.	253	McDevitt, Rich	2000-03
	253	Tanner, Drew	1983-86
9.	249	Kozink, Scott	1996-99
10.	245	Long, Sam	2008-11
11.	243	Moore, Stephen	2012-15
12.	235	Murray, Kyle	1992-95
13.	231	Olson, Wes	2008-11
14.	230	Lowe, David	1987-90
15.	212	Wilson, Scott	1991-94

• Season •

1.	103	Carlson, Kevin	1996
	103	Moore, Toby	1994
3.	101	Nelson, Ben	2011
	101	McCoy, Mark	2008
	101	Moore, Toby	1995
6.	99	Kozink, Scott	1999
	99	Murray, Kyle	1994
8.	97	McLemore, Tom	1996
9.	93	Coonan, Mike	1990
10.	92	Long, Sam	2011
	92	McLemore, Tom	1997
12.	88	Nichols, Burgess	2005
13.	87	McCoy, Mark	2007
14.	86	Murray, Kyle	1995
15.	84	Groover, Shane	1999
	84	Robinson, John	1992

• Game •

1.	16	Moore, Toby at Holy Cross	4/17/94
2.	15	Moore, Toby at Wright State	5/19/94
	15	Hawkins, William vs. Maryland	4/1/50
	15	Burdett, Paul vs. N.C. Pre-Flight	5/6/44
	15	Niles, Richard vs. McDaniel	4/20/38
	15	Brandley, Frank vs. McDaniel	4/24/29

ER ALLOWED

• Career •

1.	135	McCoy, Mark	2005-08
2.	120	Kozink, Scott	1996-99
3.	118	Carlson, Kevin	1994-97
4.	115	Murray, Kyle	1992-95
5.	113	Groover, Shane	1997-00
	113	Robinson, John	1990-93
7.	109	Long, Sam	2008-11
	109	Hoak, Ed	1995-98
9.	108	Schoberl, Johnny	2010-13
10.	104	Nelson, Ben	2010-13
	104	Sipe, Zach	2009-12
12.	102	Olson, Wes	2008-11
13.	97	Moore, Toby	1993-95
	97	Lowe, David	1987-90
15.	95	McLemore, Tom	1995-97

• Season •

1.	50	Nelson, Ben	2011
	50	Carlson, Kevin	1996
3.	49	Kozink, Scott	1999
4.	47	Robinson, John	1992
5.	46	Sipe, Zach	2009
6.	45	McLemore, Tom	1997
	45	Moore, Toby	1994
8.	43	McCoy, Mark	2008
	43	Murray, Kyle	1994
10.	40	Abshire, Ben	1999
11.	39	McCoy, Mark	2007
12.	38	Long, Sam	2011
	38	Nichols, Burgess	2005
14.	37	Sipe, Zach	2010
	37	Vane, Scott	2001
	37	Robinson, John	1993

• Game •

1.	12	Nehez, James vs. Penn State	5/8/51
2.	11	Bailey, Greg vs. Washington State	3/9/96
	11	Murray, Kyle vs. Wright State	5/19/94
4.	10	Kozink, Scott vs. South Alabama	5/29/99
	10	Henwood, Andy vs. Gonzaga	3/11/99

WALKS ALLOWED

• Career •

1.	121	Groover, Shane	1997-00
2.	106	Davis, Chuck	1959-61
3.	101	Schoberl, Johnny	2010-13
	101	Repucci, Lou	1973-76
5.	96	Lowe, David	1987-90
6.	92	Kozink, Scott	1996-99
7.	87	Anderson, Frederick	1957-59
8.	84	Gibson, Charles	1980-83
9.	83	Murray, Kyle	1992-95
10.	82	Robinson, John	1990-93
	82	Portoni, Matt	1989-92
12.	81	Cooney, Matt	2000-03
	81	Montoya, Benjamin	1956-58
14.	80	Michael, Craig	1982-84
15.	79	Carlson, Kevin	1994-97
	79	Potter, Arthur	1951-53

• Season •

1.	50	Davis, Chuck	1961
2.	40	Kozink, Scott	1999
	40	Anderson, Frederick	1957
	40	Potter, Arthur	1952
5.	39	Schoberl, Johnny	2011
6.	38	Repucci, Lou	1974
7.	37	Lowe, David	1990
	37	Graham, Patrick	1965
9.	36	Harris, Mitch	2007
10.	35	Michael, Craig	1983
	35	Davis, Chuck	1959
12.	33	Schoberl, Johnny	2013
	33	Groover, Shane	1998
14.	32	Long, Sam	2011
	32	Portoni, Matt	1992
	32	Hawkins, William	1950
	32	Burdett, Paul	1943

• Game •

1.	10	Smith, Richard at Maryland	5/1/57
	10	Thom, Philip vs. Villanova	4/10/46
3.	9	Cricchi, John vs. Bucknell	4/25/51
	9	Burdett, Paul vs. Dartmouth	5/4/43
5.	8	11 times - most recent: Dolan, Ken vs. Holy Cross	4/17/93

Team Records

BATTING AVG.

• Season •		
1.	.323 (314-for-972)	1981
2.	.321 (323-for-1006)	1985
3.	.320 (513-for-1601)	1996
4.	.319 (321-for-1006)	1991
5.	.317 (427-for-1347)	1998
6.	.316 (280-for-886)	1980
7.	.314 (522-for-1664)	2010
8.	.308 (169-for-549)	1945
9.	.306 (223-for-729)	1923
10.	.306 (403-for-1319)	1994
11.	.305 (195-for-640)	1947
12.	.304 (615-for-2026)	2008
13.	.303 (236-for-779)	1957
14.	.302 (182-for-602)	1943
15.	.302 (155-for-514)	1946

SLUGGING PCT.

• Season •		
1.	.487	1998
2.	.475	1991
3.	.467	1981
4.	.464	1985
5.	.442	1996
6.	.441	1947
7.	.439	1980
8.	.436	2008
9.	.433	1983
10.	.430	2010
11.	.430	1927
12.	.429	1993
13.	.428	1945
14.	.427	1994
15.	.423	1942

ON-BASE PCT.

• Season •		
1.	.466	1985
2.	.449	1981
3.	.428	1983
4.	.420	1980
5.	.418	1982
6.	.415	1984
7.	.414	1946
8.	.411	1991
9.	.405	1998
10.	.400	1927
11.	.398	1986
12.	.394	1962
13.	.394	1996
14.	.393	2010
15.	.392	1974

GAMES PLAYED

• Season •		
1.	59	2011
2.	58	2008
3.	57	2015
4.	55	2007
5.	54	2006
6.	53	1995
7.	52	2012
8.	52	1996
9.	51	2014
10.	51	2013
11.	51	2010
12.	50	2004
13.	50	1999
14.	48	2002
15.	47	2009
	47	2001

AT BATS

• Season •		
1.	2026	2008
2.	1950	2011
3.	1905	2015
4.	1792	2006
5.	1774	2007
6.	1722	2012
7.	1708	2013
8.	1664	2010
9.	1612	1995
10.	1601	1996
11.	1582	2014
12.	1575	2009
13.	1563	2004
14.	1551	1999
15.	1471	2005

• Game •			
1.	60	vs. Harvard	4/9/49
2.	55	vs. Army	5/27/50
3.	54	vs. Bucknell	5/14/11
4.	52	vs. Hartford	3/22/03
	52	vs. Virginia	5/20/39

RUNS

• Season •		
1.	360	1996
2.	358	2011
3.	355	2008
4.	352	1998
5.	346	1983
6.	328	2010
7.	324	1995
8.	321	1982
9.	320	2015
10.	308	1994
11.	306	2006
12.	305	1999
13.	296	1985
14.	286	2012
15.	284	2007

• Game •			
1.	35	vs. St. John's (Md.)	1907
2.	32	vs. McDaniel	5/16/31
3.	30	at Lafayette	3/28/98
4.	27	at Dartmouth	4/24/88
	27	at George Mason	3/20/86

HITS

• Season •		
1.	615	2008
2.	541	2015
3.	530	2011
4.	525	2006
5.	522	2010
6.	513	1996
7.	483	1995
8.	474	2007
9.	469	2013
10.	450	2009
11.	440	1999
12.	434	2012
13.	427	1998
14.	420	2001
15.	413	2014

• Game •			
1.	28	vs. McDaniel	4/20/38
2.	27	at Lafayette	3/28/98
3.	26	at Lafayette	5/2/10
		at Army	5/7/95
5.	24	at UMES	3/13/08
	24	at Bucknell	5/10/03
	24	vs. Hartford	3/22/03
	24	at Army	5/4/79

DOUBLES

• Season •		
1.	105	2008
2.	99	1998
3.	98	2009
4.	95	1996
5.	93	2011
6.	91	1995
7.	90	2013
8.	89	2006
9.	88	2010
10.	83	2015
11.	82	2003
12.	76	1994
	76	1991
14.	74	1999
15.	71	2012
	71	1993

• Game •			
1.	10	vs. Oswego State	4/3/80
2.	9	at Lafayette	3/28/98
3.	8	four times - most recent:	
		vs. Coppin State	2/25/15

TRIPLES

• Season •			
1.	36	2015	#1 in NCAA*
2.	30	1995	
3.	27	2012	
	27	1996	
	27	1982	
6.	25	2008	
7.	23	2011	
8.	22	2006	
9.	21	2000	
	21	1976	
	21	1992	
12.	20	2003	
	20	1998	
	20	1983	
15.	19	1963	

• Game •			
1.	5	vs. Coppin State	2/5/06
2.	4	six times - most recent:	
	4	at Bucknell	5/10/03

HOME RUNS

• Season •		
1.	38	2008
2.	30	2009
	30	1998
4.	26	2000
5.	25	1993
6.	24	2010
	24	1983
8.	21	2011
	21	1981
10.	20	1985
11.	19	2002
	19	1986
13.	17	2012
	17	2004
	17	2001
	17	1991

• Game •			
1.	6	at Lafayette	3/28/98
	6	at George Mason	3/20/86
	6	at Maryland	4/23/85
4.	5	four times - most recent:	
		at Mount St. Mary's	3/27/07

Team Records

RUNS BATTED IN

• Season •

1.	320	2008
2.	317	1998
	317	1996
4.	301	2011
5.	298	2010
	298	1983
7.	286	2015
8.	285	1995
9.	266	1999
10.	265	2006
11.	263	1982
12.	262	1994
13.	258	2007
14.	257	2009
	257	1985

• Game •

1.	28	at Lafayette	3/28/98
2.	25	at George Mason	3/20/86
3.	24	vs. Lafayette	4/3/99
4.	23	vs. UMES	4/14/98
	23	at Dartmouth	4/24/88
	23	vs. Merchant Marine	5/13/83

TOTAL BASES

• Season •

1.	884	2008
2.	732	2011
3.	726	2015
4.	716	2010
5.	707	1996
6.	700	2006
7.	676	1995
8.	662	2009
9.	656	1998
10.	612	2013
11.	610	2012
12.	608	2007
13.	588	1999
14.	576	2003
15.	570	2000

• Game •

1.	56	at Lafayette	3/28/98
2.	46	at George Mason	3/20/86
3.	44	at Maryland	4/23/85
4.	43	at Army	5/4/79
5.	42	at UMES	3/13/08

WALKS

• Season •

1.	295	1983
2.	264	1982
3.	257	1985
4.	230	2011
5.	221	1981
6.	218	1984
7.	217	2012
8.	204	2015
9.	199	1998
10.	193	1996
11.	185	2013
	185	1999
13.	183	2008
14.	181	2010
15.	180	1995

• Game •

1.	24	vs. Syracuse	4/3/71
2.	19	vs. Penn	4/1/85
3.	18	at Fla. International	3/6/84
4.	16	vs. Fordham	4/4/59
	16	vs. Gettysburg	5/23/23

HIT BY PITCHES

• Season •

1.	79	2011
2.	70	2008
3.	58	2014
	58	2013
5.	56	2012
	56	2009
7.	55	2010
8.	51	2015
	51	2006
10.	50	2007
11.	49	2001
12.	48	1999
	48	1997
14.	46	2002
15.	37	2003

• Game •

1.	7	at Holy Cross	4/26/09
	7	vs. Lafayette	4/3/99
3.	6	vs. Lehigh	4/5/98
4.	5	six times - most recent: at Lafayette	4/21/2012

STOLEN BASES

• Season •

1.	112	2001
2.	95	2006
3.	84	2002
4.	82	2003
5.	76	2005
6.	73	2004
7.	69	2010
8.	67	1986
9.	58	2011
	58	2008
11.	57	2013
12.	56	1999
13.	54	2015
	54	2009
15.	51	2014

• Game •

1.	9	vs. W.Va. Wesleyan	5/17/24
2.	8	eight times - most recent: vs. Iona	3/15/10

ERA

• Season •

1.	1.44 (34 ER/213.0 IP)	1960
2.	1.71 (40 ER/211.0 IP)	1970
3.	1.82 (40 ER/193.1 IP)	1968
4.	1.92 (50 ER/234.0 IP)	1961
5.	1.97 (25 ER/114.0 IP)	1924
6.	1.98 (43 ER/195.0 IP)	1967
7.	2.04 (44 ER/194.0 IP)	1948
8.	2.09 (40 ER/172.0 IP)	1953
9.	2.11 (39 ER/166.0 IP)	1952
10.	2.16 (51 ER/212.1 IP)	1972
11.	2.26 (48 ER/191.0 IP)	1965
12.	2.36 (38 ER/145.0 IP)	1946
13.	2.36 (42 ER/160.0 IP)	1947
14.	2.41 (45 ER/168.0 IP)	1966
15.	2.42 (52 ER/193.0 IP)	1954

WALKS/9 IP

• Season •

1.	1.95 (66 BB/304.1 IP)	1986
2.	1.97 (40 BB/183.0 IP)	1923
3.	2.20 (41 BB/168.0 IP)	1966
4.	2.32 (50 BB/194.0 IP)	1948
5.	2.42 (36 BB/134.0 IP)	1945
6.	2.45 (31 BB/114.0 IP)	1924
7.	2.60 (41 BB/142.0 IP)	1937
8.	2.66 (146 BB/494.1 IP)	2015
9.	2.67 (70 BB/236.1 IP)	1989
10.	2.67 (43 BB/145.0 IP)	1946
11.	2.75 (52 BB/170.0 IP)	1941
12.	2.78 (68 BB/220.0 IP)	1975
13.	2.78 (47 BB/152.0 IP)	1940
14.	2.79 (45 BB/145.0 IP)	1929
15.	2.82 (91 BB/290.2 IP)	1988

STRIKEOUTS/9 IP

• Season •

1.	9.85 (233 K/213.0 IP)	1960
2.	8.71 (213 K/220.0 IP)	1959
3.	8.45 (464 K/494.1 IP)	2015
4.	8.03 (174 K/195.0 IP)	1967
5.	8.01 (407 K/457.1 IP)	2007
6.	7.92 (103 K/117.0 IP)	1927
7.	7.78 (263 K/304.1 IP)	1986
8.	7.60 (423 K/501.1 IP)	2011
9.	7.50 (158 K/189.2 IP)	1973
10.	7.48 (350 K/421.1 IP)	2014
11.	7.43 (272 K/329.2 IP)	1998
12.	7.38 (321 K/391.1 IP)	2009
13.	7.35 (364 K/446.0 IP)	2006
14.	7.34 (137 K/168.0 IP)	1966
15.	7.32 (304 K/373.2 IP)	2005

WINS

• Season •

1.	37 (37-20)	2015
2.	35 (35-20)	2007
3.	34 (34-20)	1995
4.	33 (33-25-1)	2011
	32 (32-25)	2008
	32 (32-21)	2006
7.	31 (31-10)	1983
8.	30 (30-21)	2010
	30 (30-10)	1986
10.	29 (29-14)	1982
11.	28 (28-23)	2013
12.	27 (27-22)	1999
13.	26 (26-17)	1998
14.	25 (25-7)	1985
15.	24 (24-20)	2000
	24 (24-28)	1996
	24 (24-18)	1994
	24 (24-7)	1981
	24 (24-2)	1961

SAVES

• Season •

1.	15	2008
2.	14	2011
	14	2006
4.	13	2010
5.	11	2007
6.	10	2013
7.	8	2002
	8	1991
	8	1983
10.	7	2015
11.	6	2014
	6	2012
	6	2009
	6	2005
	6	2004
	6	1994
	6	1990
	6	1979
	6	1978
	6	1974

Team Records

COMPLETE GAMES

• Season •		
1.	27	1995
2.	24	1999
3.	23	1986
4.	22	1997
5.	20	1998
6.	19	1988
7.	18	1985
8.	17	2000
	17	1996
10.	16	1994
	16	1954
	16	1948
13.	15	2001
14.	14	1992
	14	1989
	14	1981
	14	1944

SHUTOUTS

• Season •		
1.	8	1986
2.	7	2015
	7	1988
	7	1972
	7	1912
6.	6	1977
	6	1911
8.	5	2014
	5	1979
	5	1975
	5	1970
	5	1967
	5	1959
	5	1918
	5	1908

INNINGS PITCHED

• Season •		
1.	501.1	2011
2.	496.1	2008
3.	494.1	2015
4.	457.1	2007
5.	446.2	2012
6.	446.0	2006
7.	435.1	2013
8.	423.1	2010
9.	421.1	2014
10.	405.2	2004
11.	401.1	1995
12.	391.1	2009
13.	389.2	1999
14.	388.0	1996
15.	385.0	2002

• Game •			
1.	17.0	vs. Harvard	4/9/49
2.	16.0	vs. Bucknell	5/14/11
3.	15.0	vs. Army	5/27/50
	15.0	vs. Virginia	5/20/39

HITS ALLOWED

• Season •			
1.	555	2008	
2.	550	2011	
3.	545	2004	
4.	537	2005	
5.	498	2009	
6.	485	2006	
7.	477	1996	
8.	466	2010	
9.	442	2012	
10.	441	1999	
11.	434	2015	
12.	428	2007	
13.	424	2002	
14.	419	2013	
15.	416	2001	

• Game •			
1.	27	vs. Princeton	3/22/08
2.	26	vs. Missouri	2/25/05
3.	24	at Wright State	5/19/94
	24	at Duke	2/19/94
5.	23	three times - most recent:	
		at Virginia	3/10/09

RUNS ALLOWED

• Season •			
1.	349	2005	
2.	347	2004	
3.	331	2011	
4.	322	2008	
5.	305	1996	
6.	295	1999	
7.	293	2009	
8.	273	2000	
9.	272	2001	
10.	271	2002	
11.	266	2006	
12.	259	2012	
13.	258	1994	
14.	253	1997	
15.	251	2010	

• Game •			
1.	32	vs. Georgetown	1895
2.	26	vs. Georgetown	1893
3.	25	vs. Missouri	2/25/05
4.	22	three times - most recent:	
		at George Mason	4/19/00

WALKS ALLOWED

• Season •			
1.	242	2011	
2.	192	2012	
3.	179	2007	
4.	175	2008	
5.	165	2006	
6.	161	2004	
7.	160	1999	
8.	158	2013	
9.	157	2001	
10.	154	1995	
11.	151	2009	
12.	149	2000	
13.	146	2015	
	146	2002	
	146	1997	

• Game •			
1.	15	vs. Georgetown	5/5/64
	15	vs. Fordham	4/23/27
3.	14	at Rutgers	4/8/50
4.	13	four times - most recent:	
		vs. Lehigh	4/2/00

STRIKEOUTS

• Season •			
1.	464	2015	
2.	423	2011	
3.	407	2007	
4.	401	2008	
5.	364	2006	
6.	350	2014	
7.	346	2013	
8.	343	2012	
9.	321	2009	
10.	304	2005	
11.	289	1999	
12.	273	2003	
13.	272	1998	
14.	264	2010	
15.	263	1986	

• Game •			
1.	18	at N.C. A&T	2/13/15
	18	vs. Seton Hall	4/6/68
	18	vs. Baltimore	5/30/60
4.	17	vs. Gettysburg	3/16/86
	17	vs. West Chester	4/7/60
	17	vs. Richmond	5/17/44

Year-By-Year Team Records

Year	Overall Record	League Record	Coach	Captain(s)	Year	Overall Record	League Record	Coach	Captain(s)
1893	6-4 (.600)	n/a	Unknown	Unknown	1973	12-11-2 (.520)	4-8-1 (.346, 9th)	Joe Duff	George Kerlek
1894	6-1 (.857)	n/a	Unknown	Unknown	1974	17-7 (.708)	7-5 (.583, 4th)	Joe Duff	Jim Quinn
1895	3-2 (.600)	n/a	Unknown	Unknown	1975	21-7 (.750)	11-3 (.786, 2nd)	Joe Duff	Randy Young
1899	3-3 (.500)	n/a	Unknown	Unknown	1976	19-11 (.633)	7-5 (.583, 5th)	Joe Duff	Mark Haas
1900	4-3 (.571)	n/a	Unknown	Unknown	1977	18-10-2 (.633)	9-4-1 (.679, 3rd)	Joe Duff	Bruce Buck
1901	4-3 (.571)	n/a	Hildebrant	Unknown	1978	18-7 (.720)	9-4 (.692, T-2nd)	Joe Duff	Bill Miles
1902	5-7 (.417)	n/a	Unknown	Unknown	1979	22-9 (.710)	10-4 (.714, 1st)	Joe Duff	Steve Walton
1903	5-7 (.417)	n/a	Unknown	Unknown					Rocky Kropp
1904	10-8 (.556)	n/a	Unknown	Unknown	1980	22-6 (.786)	9-5 (.643, 4th)	Joe Duff	Mike Mullikin
1905	7-3-1 (.682)	n/a	Unknown	Unknown	1981	24-7 (.774)	11-3 (.786, 2nd)	Joe Duff	Jim Roberts
1906	12-5-1 (.694)	n/a	Unknown	Unknown	1982	29-14-1 (.670)	13-4-1 (.750, 1st)	Joe Duff	Bob Adrien
1907	14-8-2 (.625)	n/a	Unknown	Unknown	1983	31-10-1 (.750)	13-5 (.722, 2nd)	Joe Duff	Tony Rodgers
1908	20-3 (.870)	n/a	Unknown	Unknown	1984	15-15 (.500)	9-7 (.563, 4th)	Joe Duff	Mike Nichols
1909	11-12 (.478)	n/a	Unknown	Unknown	1985	25-7-1 (.773)	14-4 (.778, 3rd)	Joe Duff	Jon Mullican
1910	7-9-1 (.441)	n/a	Unknown	Unknown	1986	30-10 (.750)	15-3 (.800, 1st)	Joe Duff	Mike Leeney
1911	13-7-1 (.643)	n/a	Unknown	Unknown	1987	21-10 (.677)	13-3 (.812, 2nd)	Joe Duff	Ted Wallace
1912	15-5 (.750)	n/a	Unknown	Unknown	1988	23-16 (.589)	12-6 (.667, 2nd)	Joe Duff	Mike Schultz
1913	12-5 (.706)	n/a	Unknown	Unknown	1989	18-14 (.563)	7-11 (.389, 8th)	Joe Duff	Chris Fatheree
1914	11-8 (.579)	n/a	Unknown	Unknown	1990	16-20 (.444)	6-12 (.333, T-9th)	Joe Duff	Tim Peiffley
1915	16-7 (.696)	n/a	Unknown	Unknown	1991	18-15 (.545)	9-7 (.562, T-3rd)	Joe Duff	Sam Mowery
1916	18-6 (.750)	n/a	Unknown	Unknown	1992	18-20 (.473)	6-8 (.428, T-6th)	Joe Duff	Chris Lopez
1917	1-2 (.333)	n/a	Unknown	Unknown	1993	21-18 (.538)	11-9 (.550, 1st-Div.)	Joe Duff	Todd Butler
1918	12-3 (.800)	n/a	Unknown	Unknown	1994	24-18-1 (.569)	11-9 (.550, 1st Div.)	Bob MacDonald	Marcus Lee
1919	9-2 (.818)	n/a	Unknown	Unknown					Andy Payne
1920	14-1 (.933)	n/a	Unknown	Unknown	1995	34-20 (.629)	19-5 (.791, 1st)	Bob MacDonald	Steve Mauro
1921	10-6-1 (.618)	n/a	Unknown	Unknown	1996	24-28 (.571)	11-9 (.550, 3rd)	Bob MacDonald	Brian Bernth
1922	13-5 (.722)	n/a	William Lush	Unknown	1997	19-27 (.413)	12-6 (.667, 2nd)	Bob MacDonald	Matt Smith
1923	13-8 (.619)	n/a	Ens. Blakeslee	Unknown	1998	26-17 (.604)	15-5 (.750, 1st)	Bob MacDonald	Toph Lake
1924	9-3-1 (.731)	n/a	Chief Bender	Unknown	1999	27-22-1 (.540)	15-5 (.750, T-1st)	Bob MacDonald	Pat Klokow
1925	9-8 (.529)	n/a	Chief Bender	Unknown	2000	24-20-1 (.544)	14-6 (.700, 1st)	Bob MacDonald	Tony Moore
1926	9-9 (.500)	n/a	Chief Bender	Unknown	2001	21-25-1 (.457)	14-6 (.700, T-1st)	Steve Whitmyer	Scott Vane
1927	8-4-1 (.654)	n/a	Chief Bender	Unknown	2002	23-25 (.479)	13-7 (.650, T-1st)	Steve Whitmyer	Dominic Nicolini
1928	7-10 (.412)	n/a	Chief Bender	Unknown	2003	21-24 (.467)	12-8 (.600, 2nd)	Steve Whitmyer	Rich McDevitt
1929	10-5-1 (.656)	n/a	Ernest "Kid" Mohler	Unknown	2004	14-36 (.280)	7-13 (.350, T-5th)	Steve Whitmyer	Dean Farmer
1930	13-5 (.722)	n/a	Ernest "Kid" Mohler	Unknown	2005	12-33-1 (.272)	6-14 (.300, 6th)	Steve Whitmyer	Trevor Thompson
1931	8-9 (.471)	n/a	Ernest "Kid" Mohler	Unknown	2006	32-21-1 (.602)	8-12 (.400, 5th)	Paul Kostacopoulos	D.J. Faldowski
1932	5-6 (.455)	n/a	Ernest "Kid" Mohler	Unknown	2007	35-20 (.636)	12-8 (.600, 3rd)	Paul Kostacopoulos	Michael Garcia
1933	6-7 (.462)	n/a	Lt. A.K. Doyle	Unknown	2008	32-25-1 (.560)	11-9 (.550, T-2nd)	Paul Kostacopoulos	Thomas Hamilton
1934	7-8 (.467)	n/a	Lt. j.g. F.W. Fenno	Unknown	2009	20-26-1 (.436)	8-12 (.400, 5th)	Paul Kostacopoulos	JD Melton
1935	3-12-1 (.219)	n/a	Lt. j.g. F.W. Fenno	Unknown	2010	30-21 (.588)	7-13 (.350, 6th)	Paul Kostacopoulos	Steven Soares
1936	6-9 (.400)	n/a	Lt. S.T. Cloughley	Unknown	2011	33-25-1 (.568)	12-8 (.600, 1st)	Paul Kostacopoulos	Jeff Bland
1937	8-8 (.500)	n/a	M.G. Karow	Unknown	2012	23-29 (.442)	9-11 (.450, 3rd)	Paul Kostacopoulos	Alex Azor
1938	9-6 (.600)	n/a	Max Bishop	Unknown	2013	28-23 (.549)	13-7 (.650, 2nd)	Paul Kostacopoulos	Joel Rinehart
1939	6-7-1 (.464)	n/a	Max Bishop	Unknown	2014	23-28 (.451)	9-11 (.450, 4th)	Paul Kostacopoulos	Kash Manzelli
1940	8-9 (.471)	n/a	Max Bishop	Unknown	2015	37-20 (.649)	13-7 (.650, 1st)	Paul Kostacopoulos	Anthony Parenti
1941	14-5 (.737)	n/a	Max Bishop	Unknown					
1942	13-4 (.765)	n/a	Max Bishop	Unknown					
1943	15-2 (.882)	n/a	Max Bishop	Unknown					
1944	13-4 (.765)	n/a	Max Bishop	Unknown					
1945	12-3 (.800)	n/a	Max Bishop	Unknown					
1946	15-1 (.937)	n/a	Max Bishop	Jay McKie					
1947	15-3 (.833)	n/a	Max Bishop	Andrew Frahler					
1948	14-7 (.667)	7-2 (.778, 2nd)	Max Bishop	Andrew Frahler					
1949	12-6-1 (.658)	3-4 (.428, T-7th)	Max Bishop	Lee Rensberger					
1950	6-12-1 (.342)	3-6 (.333, T-6th)	Max Bishop	Roger Buck					
1951	10-11 (.476)	5-3 (.625, T-4th)	Max Bishop	Joseph Corrigan					
1952	11-6-2 (.632)	3-4 (.428, 4th-Div.)	Max Bishop	Robert Zastrow					
1953	10-10 (.500)	1-8 (.111, 10th)	Max Bishop	Donald Metz					
1954	16-5-1 (.750)	8-1 (.889, 1st)	Max Bishop	Walter Shaw					
1955	9-9 (.500)	3-5 (.375, T-6th)	Max Bishop	Wilson Spangler					
1956	13-7-1 (.643)	4-4 (.500, T-6th)	Max Bishop	Larry Magner					
1957	16-6-1 (.717)	6-3 (.667, T-4th)	Max Bishop	Andrew Massimino					
1958	11-7 (.611)	4-3 (.571, T-4th)	Max Bishop	Benjamin Montoya					
1959	19-5 (.792)	8-1 (.889, 1st)	Max Bishop	Joseph McGlinchey					
1960	15-8 (.652)	4-5 (.444, T-5th)	Max Bishop	Richard Brown					
1961	24-2 (.923)	8-1 (.889, 1st)	Max Bishop	Joe Bellino					
1962	19-2 (.905)	6-1 (.857, 1st)	Joe Duff	Robert Foyle					
1963	15-7 (.682)	6-3 (.667, T-1st)	Joe Duff	Robert Campbell					
1964	10-12 (.455)	4-5 (.444, 6th)	Joe Duff	Hank Kettelhodt					
1965	11-8-2 (.571)	5-4 (.556, T-4th)	Joe Duff	Roger Staubach					
1966	13-5-1 (.711)	6-3 (.667, 3rd)	Joe Duff	Donald Eshleman					
1967	14-8 (.636)	5-4 (.556, 6th)	Joe Duff	Bill Sorensen					
1968	14-8 (.636)	5-4 (.556, T-4th)	Joe Duff	Henry Schmidt					
1969	10-9-1 (.525)	2-4-1 (.357, T-9th)	Joe Duff	Robert Arnold					
1970	20-7 (.741)	9-5 (.643, 4th)	Joe Duff	Dennis Losh					
1971	15-11 (.577)	7-6 (.538, 5th)	Joe Duff	Charles Bongard					
1972	16-11 (.593)	5-9 (.556, 8th)	Joe Duff	Bruce Aukland					

Note: Navy was a member of the Eastern Intercollegiate Baseball League (EIBL) from 1948-92 before joining the Patriot League in 1993.

All-Time Coaching Records

Coach	Years	Tenure	Overall Record	League Record	Titles	NCAA	vs. Army
Unknown	25		244-127-5 (.656)	n/a	n/a	n/a	5-12 (.294)
Hildebrant	1	1901	4-3 (.571)	n/a	n/a	n/a	0-1 (.000)
William Lush	1	1922	13-5 (.722)	n/a	n/a	n/a	1-0 (1.000)
Ens. Blakeslee	1	1923	13-8 (.619)	n/a	n/a	n/a	0-1 (.000)
Chief Bender	5	1924-28	42-34-2 (.551)	n/a	n/a	n/a	3-2 (.600)
Ernest "Kid" Mohler	4	1929-32	36-25-1 (.589)	n/a	n/a	n/a	0-0 (.000)
Lt. A.K. Doyle	1	1933	6-7 (.461)	n/a	n/a	n/a	1-0 (1.000)
Lt. j.g. F.W. Fenno	2	1934-35	10-20-1 (.338)	n/a	n/a	n/a	1-1 (.500)
Lt. S.T. Cloughley	1	1936	6-9 (.400)	n/a	n/a	n/a	1-0 (1.000)
M.G. Karow	1	1937	8-8 (.500)	n/a	n/a	n/a	0-1 (.000)
Max Bishop	24	1938-61	306-145-8 (.675)	67-50 (.572)	3	2 (1-2)	15-10 (.600)
Joe Duff	32	1962-93	595-332-11 (.645)	265-168-4 (.610)	6*	3 (2-6)	36-25 (.705)
Bob MacDonald	7	1994-00	178-152-3 (.539)	97-45 (.683)	5R* / 3T	2 (0-4)	24-13 (.648)
Steve Whitmyer	5	2001-05	91-143-2 (.390)	52-48 (.520)	2R / 1T	1 (1-2)	11-11 (.500)
Paul Kostacopoulos	10	2006-pr.	293-238-4 (.551)	102-98 (.510)	2R / 1T	1 (0-2)	15-31 (.326)
	120		1845-1256-37 (.594)	583-409-4 (.587)	18R / 5T	9 (4-16)	113-108 (.511)

* Totals include one divisional title for both Coach Duff and Coach MacDonald

All-Time Army-Navy Series

OverallNavy leads, 113-108
 in Annapolis.....Navy leads, 54-51
 in West Point.....Army leads, 53-49
 Neutral site Navy leads, 10-4
 ~ in Millington, Tenn..... Navy leads, 9-2
 ~ in Baltimore Tied, 1-1
 ~ in Easton, Pa. Army leads, 1-0
 Extra Innings..... Army leads, 11-7

Date	Site	Score
5/18/01	Annapolis	Army 4, Navy 3
5/17/02	West Point	Navy 5, Army 3
1904	Annapolis	Army 8, Navy 2
1905	West Point	Navy 9, Army 5
1906	Annapolis	Army 8, Navy 5
1907	West Point	Army 6, Navy 5
6/3/08	Annapolis	Navy 16, Army 5
5/29/09	West Point	Army 7, Navy 3
5/28/10	Annapolis	Army 2, Navy 0
5/27/11	West Point	Army 7, Army 1
1912	Annapolis	Army 8, Navy 7
5/31/13	West Point	Army 2, Navy 1
5/30/14	Annapolis	Army 8, Navy 2
5/29/15	West Point	Army 6, Navy 5
5/27/16	Annapolis	Army 13, Navy 3
5/24/19	West Point	Navy 10, Army 6
5/20/20	Annapolis	Navy 11, Army 1
5/28/21	West Point	Army 8, Navy 7
5/29/22	Annapolis	Navy 8, Army 6
6/2/23	West Point	Army 8, Navy 5
5/31/24	Annapolis	Navy 5, Army 3
5/30/25	West Point	Navy 13, Army 7
5/29/26	Annapolis	Army 6, Navy 5 (10)
5/28/27	West Point	Navy 8, Army 2
6/2/28	Annapolis	Army 9, Navy 6
5/27/33	West Point	Navy 8, Army 4 (7)
5/26/34	Annapolis	Navy 4, Army 2
6/1/35	West Point	Army 10, Navy 4
5/30/36	Annapolis	Navy 11, Army 10
5/29/37	West Point	Army 8, Navy 3
5/28/38	Annapolis	Navy 6, Army 1
5/27/39	West Point	Army 4, Navy 1
6/1/40	Annapolis	Navy 4, Army 2
5/31/41	West Point	Army 4, Navy 3
5/27/42	Annapolis	Army 10, Navy 3
5/29/43	West Point	Navy 8, Army 2
5/27/44	Annapolis	Army 8, Navy 2
5/26/45	West Point	Army 7, Navy 2
5/25/46	Annapolis	Navy 11, Army 5
5/24/47	West Point	Navy 8, Army 4
5/29/48	Annapolis	Navy 10, Army 0
5/28/49	West Point	Navy 8, Army 2
5/27/50	Annapolis	Army 7, Navy 5 (15)
5/26/51	West Point	Army 5, Navy 1
5/24/52	Annapolis	Navy 3, Army 1
4/11/53	Annapolis	Army 5, Navy 4
5/23/53	West Point	Navy 10, Army 2

Date	Site	Score
5/29/54	Annapolis	Navy 8, Army 4 (7)
5/28/55	West Point	Army 5, Navy 1
5/26/56	Annapolis	Navy 7, Army 4
6/1/57	West Point	Army 3, Navy 2
5/31/58	Annapolis	Navy 5, Army 4
5/30/59	West Point	Navy 4, Army 3 (12)
6/4/60	Annapolis	Navy 9, Army 1
6/3/61	West Point	Navy 3, Army 0
6/5/62	Annapolis	Navy 4, Army 2
6/1/63	West Point	Army 6, Navy 5 (10)
5/30/64	Annapolis	Army 2, Navy 1
6/5/65	West Point	Army 7, Navy 2
6/4/66	Annapolis	Army 7, Navy 3
6/3/67	West Point	Navy 3, Army 1
6/5/68	Annapolis	Navy 3, Army 1
5/31/69	West Point	Army 12, Navy 11
4/17/70	Annapolis	Navy 8, Army 3
5/30/70	Annapolis	Navy 8, Army 1
5/1/71	West Point	Army 8, Navy 2
5/1/71	West Point	Army 6, Navy 2
6/5/71	West Point	Navy 5, Army 1
4/23/72	Annapolis	Army 7, Navy 4
4/23/72	Annapolis	Navy 2, Army 0
6/3/72	Annapolis	Navy 6, Army 3
5/4/73	West Point	Army 2, Navy 1
6/2/73	West Point	Navy 4, Army 3
5/4/74	Annapolis	Navy 6, Army 3
5/4/74	Annapolis	Navy 4, Army 0
6/1/74	Annapolis	Navy 10, Army 9
5/2/75	West Point	Navy 8, Army 2
5/31/75	West Point	Army 4, Navy 1
4/30/76	Annapolis	Navy 11, Army 4
5/30/76	Annapolis	Navy 13, Army 1
5/7/77	West Point	Navy 7, Army 0
5/7/77	West Point	Navy 16, Army 8
6/3/77	West Point	Navy 11, Army 1
5/7/78	Annapolis	Navy 3, Army 1
5/7/78	Annapolis	Navy 5, Army 2
6/4/78	Annapolis	Navy 16, Army 0
5/4/79	West Point	Navy 22, Army 0
5/30/80	Annapolis	Army 4, Navy 2
5/2/81	West Point	Army 4, Navy 2
5/2/81	West Point	Navy 7, Army 3
5/2/82	Annapolis	Army 7, Navy 6
5/2/82	Annapolis	Army 17, Navy 5
4/30/83	West Point	Navy 6, Army 2
4/30/83	West Point	Navy 12, Army 0
4/28/84	Annapolis	Navy 13, Army 3
4/28/84	Annapolis	Navy 8, Army 7
4/28/85	West Point	Navy 7, Army 4
4/28/85	West Point	Navy 5, Army 3
3/29/86	West Point	Army 2, Navy 1 (9)
3/29/86	West Point	Army 8, Navy 5
3/29/87	Annapolis	Navy 6, Army 1
3/29/87	Annapolis	Navy 6, Army 3
4/1/88	West Point	Navy 2, Army 1 (8)
4/1/88	West Point	Navy 2, Army 0
4/1/89	Annapolis	Army 7, Navy 4

Date	Site	Score
4/1/89	Annapolis	Navy 5, Army 2
3/31/90	West Point	Army 10, Navy 3
3/31/90	West Point	Army 8, Navy 0
4/6/91	West Point	Army 4, Navy 1
4/6/91	West Point	Army 6, Navy 5 (9)
2/29/92	Millington, Tenn.	Navy 3, Army 2
4/4/92	Annapolis	Army 6, Navy 2
4/4/92	Annapolis	Army 9, Navy 7
2/27/93	Millington, Tenn.	Navy 7, Army 5
4/10/93	West Point	Army 10, Navy 5
4/10/93	West Point	Army 2, Navy 1
2/25/94	Millington, Tenn.	Army 2, Navy 1
2/27/94	Millington, Tenn.	Navy 3, Army 2
4/2/94	Annapolis	Navy 6, Army 1
4/2/94	Annapolis	Army 10, Navy 4
5/8/94	Annapolis	Navy 8, Army 4
5/9/94	Annapolis	Navy 7, Army 6
2/25/95	Millington, Tenn.	Navy 5, Army 4
5/6/95	West Point	Navy 7, Army 4 (8)
5/6/95	West Point	Army 12, Navy 7
5/7/95	West Point	Navy 8, Army 7
5/7/95	West Point	Navy 23, Army 3
2/24/96	Millington, Tenn.	Army 8, Navy 6
4/20/96	Annapolis	Navy 13, Army 4
4/20/96	Annapolis	Navy 7, Army 6
4/21/96	Annapolis	Navy 4, Army 3
4/21/96	Annapolis	Army 12, Navy 8
4/20/97	West Point	Army 3, Navy 1
4/20/97	West Point	Navy 7, Army 1
4/21/97	West Point	Army 9, Navy 8
4/21/97	West Point	Army 9, Navy 2
2/28/98	Millington, Tenn.	Navy 2, Army 0
4/11/98	Annapolis	Navy 19, Army 7
4/11/98	Annapolis	Navy 16, Army 3
4/12/98	Annapolis	Navy 7, Army 2
4/12/98	Annapolis	Navy 9, Army 8 (8)
2/27/99	Millington, Tenn.	Navy 7, Army 4
4/17/99	West Point	Navy 3, Army 0
4/17/99	West Point	Navy 6, Army 2 (8)
4/18/99	West Point	Navy 10, Army 1
4/18/99	West Point	Army 9, Navy 5
2/27/00	Millington, Tenn.	Navy 9, Army 0
4/8/00	Annapolis	Army 6, Navy 5
4/8/00	Annapolis	Navy 4, Army 1
4/10/00	Annapolis	Army 11, Navy 6
4/10/00	Annapolis	Navy 4, Army 3 (8)
5/13/00	Annapolis	Army 13, Navy 4
5/14/00	Annapolis	Army 8, Navy 7
2/24/01	Millington, Tenn.	Navy 7, Army 4
2/25/01	Millington, Tenn.	Navy 12, Army 10
4/7/01	West Point	Army 14, Navy 8
4/7/01	West Point	Army 3, Navy 2
4/8/01	West Point	Navy 6, Army 2
4/8/01	West Point	Navy 3, Army 1
3/30/02	Annapolis	Navy 3, Army 2 (8)
3/30/02	Annapolis	Navy 3, Army 2
4/1/02	Annapolis	Navy 12, Army 11
4/1/02	Annapolis	Army 10, Navy 3

Date	Site	Score
3/29/03	West Point	Navy 2, Army 0
3/29/03	West Point	Navy 5, Army 1
3/31/03	West Point	Army 6, Navy 5
3/31/03	West Point	Navy 8, Army 5
4/24/04	Annapolis	Army 10, Navy 2
4/24/04	Annapolis	Navy 4, Army 3
4/25/04	Annapolis	Army 15, Navy 2
4/25/04	Annapolis	Army 5, Navy 4 (11)
4/30/05	West Point	Army 3, Navy 0
5/1/05	West Point	Army 6, Navy 1
5/1/05	West Point	Army 11, Navy 5
5/2/05	West Point	Army 3, Navy 2
4/23/06	Baltimore	Army 4, Navy 0
4/23/06	Baltimore	Navy 2, Army 0
4/24/06	Annapolis	Army 4, Navy 1
4/24/06	Annapolis	Army 6, Navy 1
4/21/07	West Point	Army 3, Navy 2 (8)
4/21/07	West Point	Navy 6, Army 4
4/22/07	West Point	Army 1, Navy 0 (9)
4/22/07	West Point	Army 11, Navy 1
5/12/07	Easton, Pa.	Army 5, Navy 3
4/12/08	Annapolis	Army 14, Navy 3
4/13/08	Annapolis	Army 2, Navy 1 (8)
4/13/08	Annapolis	Army 10, Navy 2
4/14/08	Annapolis	Army 7, Navy 4
4/12/09	West Point	Army 9, Navy 6
4/12/09	West Point	Army 6, Navy 0 (8)
4/13/09	West Point	Army 11, Navy 5
4/13/09	West Point	Navy 12, Army 10
4/10/10	Annapolis	Army 8, Navy 6
4/10/10	Annapolis	Army 11, Navy 3
4/11/10	Annapolis	Navy 4, Army 2
4/11/10	Annapolis	Army 5, Navy 2
4/9/11	West Point	Army 3, Navy 0
4/9/11	West Point	Navy 4, Army 3
4/10/11	West Point	Navy 3, Army 2
4/10/11	West Point	Army 6, Navy 5 (10)
5/23/11	Annapolis	Navy 4, Army 3
5/23/11	Annapolis	Army 6, Navy 3
5/24/11	Annapolis	Navy 5, Army 3
3/31/12	Annapolis	Army 2, Navy 0
3/31/12	Annapolis	Army 6, Navy 2
4/1/12	Annapolis	Army 9, Navy 5 (9)
4/1/12	Annapolis	Army 7, Navy 2
3/31/13	West Point	Navy 7, Army 1
3/31/13	West Point	Navy 4, Army 2
4/1/13	West Point	Navy 15, Army 4
4/1/13	West Point	Army 14, Navy 7
5/11/13	Annapolis	Army 4, Navy 2
5/11/13	Annapolis	Army 7, Navy 3
4/26/14	Annapolis	Navy 4, Army 0
4/26/14	Annapolis	Army 2, Navy 1
4/27/14	Annapolis	Army 1, Navy 0
4/27/14	Annapolis	Army 5, Navy 4
4/25/15	West Point	Navy 2, Army 1
4/25/15	West Point	Navy 5, Army 3
4/26/15	West Point	Navy 3, Army 0
4/26/15	West Point	Army 3, Navy 2

Navy's Patriot League Tournament History

Date	Site	Round	Opponent	Score
1993				
May 8	Bronx, N.Y.	Finals	Fordham	W, 11-1
May 8	Bronx, N.Y.	Finals	Fordham	L, 5-8
May 9	Bronx, N.Y.	Finals	Fordham	L, 2-6
1994				
May 8	Annapolis, Md.	Finals	Army	W, 8-4
May 8	Annapolis, Md.	Finals	Army	W, 7-6
1996 (No. 3 seed)				
May 4	Lewisburg, Pa.	Semifinals	No. 2 Lehigh	W, 10-0
May 4	Lewisburg, Pa.	Finals	No. 1 Bucknell	L, 6-10
May 5	Lewisburg, Pa.	Finals	No. 1 Bucknell	W, 8-5
May 5	Lewisburg, Pa.	Finals	No. 1 Bucknell	L, 7-12
1997 (No. 2 seed)				
May 4	West Point, N.Y.	Semifinals	No. 3 Bucknell	L, 4-9
1998 (No. 1 seed)				
May 2	Annapolis, Md.	Finals	No. 2 Bucknell	W, 11-3
May 3	Annapolis, Md.	Finals	No. 2 Bucknell	W, 8-6
1999 (No. 2 seed)				
May 17	Lewisburg, Pa.	Semifinals	No. 3 Holy Cross	W, 8-4
May 17	Lewisburg, Pa.	Finals	No. 1 Bucknell	W, 10-7
May 18	Lewisburg, Pa.	Finals	No. 1 Bucknell	L, 4-7
May 18	Lewisburg, Pa.	Finals	No. 1 Bucknell	W, 13-9
2000 (No. 1 seed)				
May 13	Annapolis, Md.	Finals	No. 3 Army	L, 4-13
May 14	Annapolis, Md.	Finals	No. 3 Army	L, 7-8 (10)
2001 (No. 1 seed)				
May 12	Annapolis, Md.	Finals	No. 2 Bucknell	L, 4-6
May 13	Annapolis, Md.	Finals	No. 2 Bucknell	L, 2-6
2002 (No. 1 seed)				
May 11	Annapolis, Md.	Finals	No. 2 Lehigh	W, 5-3
May 12	Annapolis, Md.	Finals	No. 2 Lehigh	W, 11-7
2003 (No. 2 seed)				
May 10	Lewisburg, Pa.	Semifinals	No. 3 Lehigh	W, 6-3
May 10	Lewisburg, Pa.	Finals	No. 1 Bucknell	W, 16-3
May 11	Lewisburg, Pa.	Finals	No. 1 Bucknell	L, 4-10
May 12	Lewisburg, Pa.	Finals	No. 1 Bucknell	L, 9-20
2007 (No. 3 seed)				
May 12	Easton, Pa.	Semifinals	No. 2 Army	L, 3-5
2008 (No. 2 seed)				
May 10	Annapolis, Md.	Semifinals	No. 3 Holy Cross	L, 0-6
May 10	Annapolis, Md.	Semifinals	No. 3 Holy Cross	W, 12-1
May 11	Annapolis, Md.	Semifinals	No. 3 Holy Cross	W, 9-5
May 16	Annapolis, Md.	Finals	No. 4 Bucknell	L, 6-7
May 17	Annapolis, Md.	Finals	No. 4 Bucknell	L, 7-8
2011 (No. 1 seed)				
May 14	Annapolis, Md.	Semifinals	No. 4 Bucknell	L, 0-1 (16)
May 14	Annapolis, Md.	Semifinals	No. 4 Bucknell	W, 6-1
May 15	Annapolis, Md.	Semifinals	No. 4 Bucknell	W, 6-0
May 23	Annapolis, Md.	Finals	No. 2 Army	W, 4-3
May 23	Annapolis, Md.	Finals	No. 2 Army	L, 3-6
May 24	Annapolis, Md.	Finals	No. 2 Army	W, 5-3
2012 (No. 3 seed)				
May 12	Worcester, Mass.	Semifinals	No. 2 Holy Cross	L, 0-1
May 12	Worcester, Mass.	Semifinals	No. 2 Holy Cross	L, 2-4 (10)
2013 (No. 2 seed)				
May 11	Annapolis, Md.	Semifinals	No. 3 Army	L, 2-4
May 11	Annapolis, Md.	Semifinals	No. 3 Army	L, 3-7
2014 (No. 4 seed)				
May 10	Lewisburg, Pa.	Semifinals	No. 1 Bucknell	L, 6-15
May 10	Lewisburg, Pa.	Semifinals	No. 1 Bucknell	L, 4-8
2015 (No. 1 seed)				
May 14	Annapolis, Md.	Semifinals	No. 4 Lafayette	L, 8-10
May 14	Annapolis, Md.	Semifinals	No. 4 Lafayette	W, 12-0
May 15	Annapolis, Md.	Semifinals	No. 4 Lafayette	W, 8-0
May 23	Annapolis, Md.	Finals	No. 2 Lehigh	L, 3-7
May 23	Annapolis, Md.	Finals	No. 2 Lehigh	W, 9-8 (11)
May 24	Annapolis, Md.	Finals	No. 2 Lehigh	L, 3-4 (10)

NAVY IN THE PATRIOT LEAGUE TOURNAMENT	
Appearances	17
Overall	23-27
Home	15-14
Away	8-13
As a No. 1 Seed	11-9
vs. Army	4-6
vs. Bucknell	8-13
vs. Holy Cross	3-3
vs. Lafayette	2-1
vs. Lehigh	5-2
vs. Fordham	1-2
Patriot League Titles	6
	(1994, 95*, 98, 99, 02, 11)
*No tournament held in 1995, Navy won championship with first-place finish in the regular season	
PATRIOT LEAGUE TOURNAMENT HISTORY	
PL Tournament Appearances	
Navy	17
Bucknell	15
Army	14
Lehigh	9
Lafayette	8
Holy Cross	8
Fordham (no longer member)	1
All-Time PL Championships	
7 Army	(1997, 00, 04, 05, 09, 12, 13)
6 Navy	(1994, 95, 98, 99, 02, 11)
6 Bucknell	(1996, 01, 03, 08, 10, 14)
3 Fordham*	(1991, 92, 93)
2 Lehigh	(2006, 15)
1 Lafayette	(2007)
PL Tournament Champions	
1991	No Tournament
1992	No Tournament
1993	Fordham
1994	Navy
1995	No Tournament
1996	Bucknell
1997	Army
1998	Navy
1999	Navy
2000	Army
2001	Bucknell
2002	Navy
2003	Bucknell
2004	Army
2005	Army
2006	Lehigh
2007	Lafayette
2008	Bucknell
2009	Army
2010	Bucknell
2011	Navy
2012	Army
2013	Army
2014	Bucknell
2015	Lehigh

NAVY'S NCAA TOURNAMENT HISTORY

☆☆☆ 2016 NAVY BASEBALL ☆☆☆

Navy's NCAA Tournament History

Date	Site	Round	Opponent	Score
1948 - District II Playoffs				
June 9	Easton, Pa.	Districts	Rutgers	W, 3-2 (11)
June 10	Easton, Pa.	Districts	Lafayette	L, 0-4
1954 - District II Playoffs				
June 4	Allentown, Pa.	Districts	St. John's	L, 2-4
1979 - Northeast Regional				
May 24	Annapolis, Md.	Regional	Connecticut	L, 4-5 (6 - rain)
May 26	Annapolis, Md.	Regional	Nebraska	L, 4-13
1982 - Northeast Regional				
May 28	Orono, Maine	Regional	Delaware	L, 3-4
May 29	Orono, Maine	Regional	Seton Hall	W, 15-5
May 30	Orono, Maine	Regional	Delaware	W, 3-1
May 30	Orono, Maine	Regional	Maine	L, 3-4
1986 - Atlantic Regional				
May 22	Coral Gables, Fla.	Regional	Georgia Tech	L, 8-9 (14)
May 24	Coral Gables, Fla.	Regional	Alabama	L, 1-4
1995 - East Regional				
May 25	Clemson, S.C.	Regional	Clemson	L, 4-8
May 26	Clemson, S.C.	Regional	Alabama	L, 0-6
1999 - Tuscaloosa Regional				
May 28	Tuscaloosa, Ala.	Regional	Alabama	L, 3-16
May 29	Tuscaloosa, Ala.	Regional	South Alabama	L, 0-10
2002 - Winston-Salem Regional				
May 31	Winston-Salem, N.C.	Regional	Richmond	L, 5-15
June 1	Winston-Salem, N.C.	Regional	George Washington	W, 6-4
June 1	Winston-Salem, N.C.	Regional	Wake Forest	L, 1-13
2011 - Charlottesville Regional				
June 3	Charlottesville, Va.	Regional	No. 1 Virginia	L, 0-6
June 4	Charlottesville, Va.	Regional	No. 27 East Carolina	L, 1-6

NAVY IN THE NCAA TOURNAMENT	
Appearances	9
Last Appearance	2011 (0-2)
Overall	4-16

Box Score from Navy's First NCAA Game, an extra-inning 3-2 win over Rutgers June 9, 1948

Time: 1:30 P.M. June 9, 1948
 Date: 4-24-48 at E. Easton, Pa.
 Place: NAVY (FINAL SCORE) 3 VS. Rutgers (OPPOSITE) 2 (FINAL SCORE)

NAVY COACH: Mr. Bishop
 OPPOSITE'S COACH: Mr. Ward

NAME	Pos.	AB	R	H	PO	A	E	RBI
Armstrong	2B	4	0	0	3	1	1	
Brendle	1B	5	1	1	1	1	1	
Scarle	CF	4	0	1	2	0		
Fryker	LF	4	1	1	1			
Conroy	2B	5	0	0	2	2		
Hankins	RF	3	1	2	1		2	
Buck	SS	4	0	0	3	7		
Morrissey	C	3	0	1	3		1	
Barton	P	4	0	0	1	6		
		36	3	6	33	17	13	

Rutgers (Opponent)		AB	R	H	PO	A	F	EB
Kalopas		4	0	0	2	2		
Jenka		5	0	0	2	4		
Saba		4	0	1	1	3	1	
Herning		5	0	1	1			
Spilman		5	0	0	3			
Boy		5	0	2	2			
Sivess		5	0	2	4		✓	
Peterian		4	0	1	2	2	1	2
Merten		4	0	2	2			
		41	0	9	31	12	2	2

*one out when winning run was scored

v" Dist NCAA Playoffs



2011 Team at Charlottesville Regional



All-Time Series Records

Opponent	W	L	T	First	Last	Streak
7th Regiment of N.Y.	3	2	0	1900	1904	W-2
Air Force	19	22	0	1990	2015	L-1
Alabama	0	3	0	1986	1999	L-3
American	11	2	1	1952	1986	L-1
Amherst	6	3	0	1908	1923	W-4
Arkansas	0	2	0	1997	2003	L-2
Arkansas State	0	1	0	2008	2008	L-1
Army	113	108	0	1901	2015	L-1
Atlantic Fleet	0	1	0	1910	1910	L-1
Bainbridge Train. Ctr.	0	1	0	1944	1944	L-1
Baltimore	15	3	1	1960	1981	W-1
Baltimore YMCA	2	0	0	1893	1894	W-2
Barry	0	2	0	1991	1991	L-2
Belmont Abbey	1	0	0	2008	2008	W-1
Boston College	1	6	0	1920	2005	L-6
Bowdoin	1	0	0	1922	1922	W-1
Bowie State	2	0	0	1993	1993	W-2
Bradley	0	1	0	2012	2012	L-1
Brandeis	2	0	0	1974	1974	W-2
Brookport State	3	0	0	1976	1977	W-3
Brooklyn	1	0	0	1944	1944	W-1
Brown	40	22	0	1948	2002	L-2
Bucknell	71	65	1	1904	2015	W-4
Buffalo	2	3	0	2005	2007	W-2
Butler	0	1	0	2002	2002	L-1
C.W. Post	1	1	0	1987	1993	W-1
Cal State-San Bernardino	1	1	0	1994	1994	L-1
Camp Lejeune	1	0	0	1961	1961	W-1
Carnegie Mellon	2	0	0	1922	1925	W-2
Catholic	28	7	1	1911	1999	W-2
Central Conn. St.	11	9	0	2006	2013	L-3
Central Michigan	0	1	0	2011	2011	L-1
Charleston Southern	3	2	1	1995	2000	T-1
Chestnut Hill Col.	1	0	0	2015	2015	W-1
Chicago State	1	0	0	2011	2011	W-1
Christian Brothers	1	0	0	1991	1991	W-1
Clemson	0	1	0	1995	1995	L-1
Coast Guard	1	0	0	1960	1960	W-1
Colby	3	1	0	1949	1958	L-1
Colgate	7	2	1	1913	1994	W-4
Coll. of Charleston	1	5	0	1995	2003	L-4
Columbia	57	21	2	1893	2000	W-4
Connecticut	1	6	0	1979	2003	L-2
Coppin State	17	6	1	1992	2015	W-3
Cornell	48	30	0	1902	2014	L-2
Creighton	1	7	0	1985	2003	L-7
Dartmouth	41	24	3	1907	2008	L-1
Delaware	21	9	0	1921	1995	W-2
Delaware State	18	6	1	1980	2015	W-3
Dickinson	14	1	0	1893	1920	W-14
Drag A.A.	1	0	0	1908	1908	W-1
Drexel	2	0	0	1961	1962	W-2
Duke	13	23	0	1925	2005	L-6
Duquesne	4	5	0	1999	2008	L-2
East Carolina	0	7	0	2000	2011	L-7
Eastern Illinois	3	0	0	2003	2012	W-3
Fairfield	2	0	0	1994	1994	W-2
Fairleigh Dickinson	0	1	0	1993	1993	L-1
Florida A&M	6	3	0	2006	2014	L-2
Florida Atlantic	0	2	0	1984	1990	L-2
Florida International	1	1	0	1984	1984	L-1
Florida Tech	0	1	0	1990	1990	L-1
Fordham	14	16	0	1912	1995	W-1
Fort Belvoir	1	1	0	1963	1964	L-1
Fort Meade	0	2	0	1960	1961	L-2
Franklin & Marshall	2	0	0	1927	1930	W-2
Fresno State	0	1	0	2001	2001	L-1
Gallaudet	9	1	0	1895	1918	W-8
Gannon	5	1	0	1988	1992	W-1
George Mason	16	14	0	1975	2012	L-2
George Washington	26	15	0	1905	2013	L-2
Georgetown	58	44	0	1893	2015	W-1
Georgia	3	0	0	1907	1915	W-3
Georgia Tech	0	2	1	1921	1986	L-2
Gettysburg	36	8	0	1922	1992	W-23
Gonzaga	0	1	0	1999	1999	L-1
Guilford	1	0	0	1999	1999	W-1
Hampden-Sydney	3	0	0	1944	1946	W-3
Hartford	3	0	0	1996	2003	W-3

Opponent	W	L	T	First	Last	Streak
Harvard	29	57	1	1902	1991	L-9
Holy Cross	64	38	0	1914	2015	L-3
Hosei (Japan)	0	1	0	1931	1931	L-1
Howard	1	0	0	1995	1995	W-1
Illinois State	0	1	0	2012	2012	L-1
Indiana	1	3	0	1995	2013	L-1
Indiana State	2	1	0	1996	2006	W-1
Iona	13	0	0	2007	2015	W-13
Ithaca	1	1	0	1955	1961	W-1
Jacksonville	0	5	0	1997	2000	L-5
Jacksonville State	1	0	0	2011	2011	W-1
James Madison	1	0	0	1998	1998	W-1
Johns Hopkins	14	2	0	1893	1943	W-4
Kendall	2	0	0	1893	1894	W-2
Kent State	0	1	0	2000	2000	L-1
Kentucky	0	3	0	1995	2000	L-3
LSU	0	3	0	1982	1983	L-3
Lafayette	75	41	2	1900	2015	W-2
Lehigh	74	40	0	1895	2015	L-1
Lewis-Clark State	0	1	0	1996	1996	L-1
L'Hirondell Ath. Club	1	1	0	1911	1912	W-1
LIU-Brooklyn	1	0	0	2013	2013	W-1
Louisville	1	1	0	1995	1995	W-1
Loyola (La.)	1	0	0	1992	1992	W-1
Loyola (Md.)	7	2	2	1928	1978	W-1
Lycoming	3	0	0	1962	1964	W-3
Lynchburg	0	1	0	1999	1999	L-1
Maine	3	2	0	1957	2008	W-1
Maryland	50	40	2	1899	2014	L-12
Maryland-Baltimore Co.	19	23	0	1978	2015	L-2
Maryland East. Shore	26	5	0	1995	2015	W-3
Maryland Ath. Club	6	3	0	1906	1914	W-4
Md. Off. Train. School	0	1	0	1919	1919	L-1
Massachusetts	2	0	0	2009	2011	W-2
Mass.-Dartmouth	3	0	0	1981	1981	W-3
McDaniel	10	1	0	1909	1940	W-7
Memphis	3	8	0	1989	2006	W-1
Merchant Marine	13	1	0	1947	1992	W-2
Miami (Fla.)	0	1	0	1988	1988	L-1
Miami (Ohio)	0	1	0	2013	2013	L-1
Michigan	3	6	0	1935	1957	L-3
Minnesota	1	0	0	1993	1993	W-1
Mississippi	0	2	0	1988	1988	L-2
Missouri	0	2	0	2005	2007	L-2
Monmouth	10	9	0	1972	2014	W-1
Mount St. Joseph	7	0	0	1911	1918	W-7
Mount St. Mary's	11	7	0	1913	2012	L-3
Mount Washington	0	1	0	1909	1909	L-1
Muhlenberg	5	0	0	1945	1957	W-5
Naval Officer	1	0	0	1900	1900	W-1
Nebraska	0	1	0	1979	1979	L-1
New Jersey Tech	0	0	0	2016		
New Mexico	0	3	1	1996	2001	L-2
New Mexico State	0	1	0	1996	1996	L-1
New York Tech	5	2	1	2008	2015	W-1
New York Univ.	8	3	0	1912	1973	W-4
Nicholls State	2	3	0	1982	1992	L-2
Norfolk State	2	1	0	2013	2013	W-1
North Carolina	10	12	0	1905	1999	L-3
North Carolina A&T	4	2	0	2012	2015	L-1
N. Carolina Central	1	0	0	2010	2010	W-1
North Carolina-Wilm.	0	2	0	1997	1998	L-2
North Carolina State	4	6	1	1909	1997	L-4
North Dakota State	0	1	0	2013	2013	L-1
N.C. Pre-Flight	1	2	0	1943	1945	W-1
North Florida	0	2	0	2002	2003	L-2
Northwestern	1	0	0	2012	2012	W-1
Notre Dame	3	8	1	1913	2003	L-2
Nova Southeastern	1	1	0	1989	1990	L-1
Ohio State	1	2	0	1930	2000	W-1
Old Dominion	2	7	0	2002	2006	L-2
Oswego State	8	0	0	1979	1986	W-8
Pace	2	1	0	2004	2004	W-2
Pastimes	2	0	0	1893	1893	W-2
Penn	57	37	3	1900	2014	W-2
Penn State	34	33	1	1903	2002	L-2
Pittsburgh	18	5	0	1915	2009	W-2
Pittsburgh-Johnstown	3	0	0	1973	1977	W-3
Point Loma Nazarene	0	1	0	2004	2004	L-1

Opponent	W	L	T	First	Last	Streak
Portland	0	2	0	1999	2001	L-2
Presbyterian	0	3	0	2011	2011	L-3
Princeton	62	49	0	1893	2015	L-1
Providence	1	3	0	1997	1997	L-1
Purdue	2	1	0	1988	1991	L-1
Quantico	1	0	0	1959	1959	W-1
Quinnipiac	3	1	0	2014	2014	W-1
Radford	0	2	0	1993	1993	L-2
Randolph-Macon	1	0	0	1907	1907	W-1
Reading	1	0	0	1921	1921	W-1
Rhode Island	2	0	0	2002	2008	W-2
Rhodes (Miss.)	4	0	0	1988	1992	W-4
Richmond	19	13	0	1923	2002	L-4
Rider	2	2	0	1949	1964	L-2
Rochester	3	1	0	1978	1979	W-2
Rutgers	8	3	0	1909	1954	W-2
San Diego	0	2	0	2004	2004	L-2
Savannah State	1	1	0	2005	2005	L-1
Seton Hall	7	3	0	1963	1999	W-1
Siena	3	0	0	1981	1983	W-3
South Alabama	0	1	0	1999	1999	L-1
South Carolina	1	0	0	1920	1920	W-1
Southeastern Louisiana	2	1	0	1983	1992	L-1
Southern	1	0	0	1992	1992	W-1
Southern Conn. St.	3	3	0	1962	1975	L-2
Southern Miss	1	2	1	1982	1983	T-1
Sparrows Point	0	1	1	1907	1907	T-1
Spring Hill	1	0	0	1928	1928	W-1
Springfield	1	1	1	1927	1948	W-1
St. Francis (N.Y.)	1	1	0	1993	1994	W-1
St. John's (Md.)	31	3	0	1894	1923	W-8
St. John's (N.Y.)	0	1	1	1954	1965	T-1
St. Mary's (Md.)	1	0	0	1994	1994	W-1
St. Thomas (Fla.)	6	9	0	1984	1991	L-1
Stetson	0	2	0	2002	2002	L-2
Stevens	2	0	0	1926	1944	W-2
Swarthmore	13	1	0	1911	1946	W-11
Syracuse	22	5	0	1904	1972	W-8
Temple	11	9	0	1930	2004	L-2
The Citadel	3	3	0	1995	2000	L-2
Towson	26	10	2	1969	2015	W-1
Trinity (Conn.)	5	2	0	1910	1963	W-2
Tufts	0	2	0	1915	191	

Year-By-Year Results

1893 (6-4)

Head Coach: unknown
Captain: unknown

COLUMBIA	W	8-2
PRINCETON	L	4-6
PASTIMES	W	10-7
BALTIMORE YMCA	W	8-5
DICKINSON	L	9-10
WASHINGTON YMCA	L	4-6
GEORGETOWN	L	7-26
KENDALL	W	7-5
PASTIMES	W	12-6
JOHNS HOPKINS	W	13-8

1894 (6-1)

Head Coach: unknown
Captain: unknown

COLUMBIA	L	8-18
YALE	W	4-3
GEORGETOWN	W	9-0
ST. JOHN'S (MD.)	W	14-12
KENDALL	W	5-3
COLUMBIA	W	4-0
BALTIMORE YMCA	W	17-16

1895 (3-2)

Head Coach: unknown
Captain: unknown

GALLAUDET	W	11-6
JOHNS HOPKINS	W	12-7
LEHIGH	L	13-15
GEORGETOWN	L	1-32
ST. JOHN'S (MD.)	W	10-6

1899 (3-3)

Head Coach: unknown
Captain: unknown

ST. JOHN'S (MD.)	W	13-5
ST. JOHN'S (MD.)	W	6-2
GALLAUDET	L	11-13
WEST VIRGINIA	L	7-8
MARYLAND	L	4-11
MARYLAND	W	3-1

1900 (4-3)

Head Coach: unknown
Captain: unknown

LAFAYETTE	W	11-7
NAVAL OFFICER	W	13-0
MARYLAND	L	5-11
MARYLAND	W	10-6
GALLAUDET	W	9-3
PENN	L	5-10
7TH REGIMENT OF N.Y.	L	5-13

1901 (4-3)

Head Coach: Hildebrandt
Captain: unknown

MARYLAND	W	18-4
LAFAYETTE	W	9-6
GEORGETOWN	L	0-5
PENN	L	10-20
GALLAUDET	W	13-2
7TH REGIMENT OF N.Y.	W	4-1
ARMY	L	3-4

1902 (5-7)

Head Coach: unknown
Captain: unknown

JOHNS HOPKINS	W	17-8
LAFAYETTE	L	4-5
MARYLAND	W	10-1
CORNELL	L	6-10
GALLAUDET	W	11-3
HARVARD	L	7-13
HARVARD	L	5-17
GEORGETOWN	L	3-7
PENN	W	9-8
WEST VIRGINIA	L	3-5
7TH REGIMENT OF N.Y.	L	7-10
at Army	W	5-3

1903 (5-7)

Head Coach: unknown
Captain: unknown

LAFAYETTE	W	3-2
PENN	W	5-3
CORNELL	L	2-7
7TH REGIMENT OF N.Y.	W	8-1
YALE	L	0-1
PENN STATE	L	0-1
HARVARD	L	3-15
HARVARD	L	3-10
GEORGETOWN	L	0-1
ST. JOHN'S (MD.)	L	2-3
DICKINSON	W	7-6
WEST VIRGINIA	W	9-2

1904 (10-8)

Head Coach: unknown
Captain: unknown

GALLAUDET	W	21-5
MARYLAND	W	4-2
COLUMBIA	W	15-1
CORNELL	L	2-6
CORNELL	L	3-6
LAFAYETTE	W	5-1
SYRACUSE	L	1-11
PENN	L	0-1
BUCKNELL	W	8-2
VIRGINIA	W	4-3
ST. JOHN'S (MD.)	W	6-4
HARVARD	L	2-10
WASHINGTON & LEE	W	2-1
MARYLAND	L	5-9
7TH REGIMENT OF N.Y.	W	10-2
GEORGETOWN	L	1-20
ARMY	L	2-8
MARYLAND	W	13-1

1905 (7-3-1)

Head Coach: unknown
Captain: unknown

GEORGE WASHINGTON	W	6-5
PENN STATE	L	0-11
VIRGINIA	L	0-1
SYRACUSE	W	6-3
MARYLAND	W	5-0
DICKINSON	W	7-1
NORTH CAROLINA	W	1-0
BUCKNELL	W	2-1
MARYLAND	T	7-7
GEORGETOWN	L	4-5
at Army	W	9-5

1906 (12-5-1)

Head Coach: unknown
Captain: unknown

GEORGE WASHINGTON	W	17-0
ST. JOHN'S (MD.)	T	2-2
WEST VIRGINIA	W	9-5
JOHNS HOPKINS	W	9-1
PRINCETON	L	1-3
COLUMBIA	L	5-7
SYRACUSE	W	9-0
USS IOWA	W	7-4
HARVARD	L	2-4
NORTH CAROLINA	W	7-6
GEORGETOWN	W	7-6
BUCKNELL	W	11-3
WASHINGTON & LEE	L	5-7
ST. JOHN'S (MD.)	W	5-1
DICKINSON	W	5-3
MARYLAND	W	12-4
MARYLAND ATH. CLUB	W	10-3
ARMY	L	5-8

1907 (14-8-2)

Head Coach: unknown
Captain: unknown

ST. JOHN'S (MD.)	W	35-2
COLUMBIA	T	4-4
YALE	L	1-4
CORNELL	L	2-12
SYRACUSE	W	3-2
GALLAUDET	W	7-0
VMI	W	8-3

DARTMOUTH	L	2-8
LAFAYETTE	L	2-9
HARVARD	W	3-2
HARVARD	L	2-8
HARVARD	L	0-4
JOHNS HOPKINS	W	3-1
GEORGIA	W	4-1
ST. JOHN'S (MD.)	W	5-3
MARYLAND ATH. CLUB	W	3-1
MARYLAND	W	7-1
RANDOLPH-MACON	W	5-1
WALBROOK	W	2-0
PENN	W	5-4
DICKINSON	W	4-2
SPARROWS POINT	L	3-6
SPARROWS POINT	T	4-4
at Army	L	5-6

1908 (20-3)

Head Coach: unknown
Captain: unknown

GALLAUDET	W	11-3
ST. JOHN'S (MD.)	W	7-1
CORNELL	W	4-3
MARYLAND	W	3-2
AMHERST	W	6-5
ST. JOHN'S (MD.)	W	7-5
BUCKNELL	W	1-0
LEHIGH	W	10-8
HARVARD	L	0-7
HARVARD	W	5-3
PENN	W	2-0
ST. JOHN'S (MD.)	W	7-0
NORTH CAROLINA	L	4-6
GEORGETOWN	L	1-3
DICKINSON	W	9-0
VIRGINIA TECH	W	11-3
MARYLAND	W	4-3
ST. JOHN'S (MD.)	W	5-1
WEST VIRGINIA	W	4-0
DRAG A.A.	W	10-3
MARYLAND	W	4-3
WALBROOK	W	5-2
ARMY	W	16-5

1909 (11-12)

Head Coach: unknown
Captain: unknown

ST. JOHN'S (MD.)	L	5-7
GALLAUDET	W	17-1
MARYLAND	W	7-1
PENN STATE	L	3-9
AMHERST	L	0-4
CORNELL	L	4-6
COLUMBIA	W	12-1
BUCKNELL	L	0-4
MCDANIEL	W	6-1
PENN	L	0-1
MARYLAND	L	0-2
N.C. STATE	L	0-5
WEST VIRGINIA	L	3-7
ST. JOHN'S (MD.)	W	3-1
MOUNT WASHINGTON	L	4-13
RUTGERS	W	12-3
WINTHROP	W	10-0
ST. JOHN'S (MD.)	W	3-2
DICKINSON	W	4-3
MARYLAND ATH. CLUB	L	3-8
WALBROOK	W	5-1
DICKINSON	W	1-0
at Army	L	3-7

1910 (7-9-1)

Head Coach: unknown
Captain: unknown

ST. JOHN'S (MD.)	W	6-5
CORNELL	W	2-1
TRINITY (CONN.)	L	0-1
AMHERST	L	2-5
MARYLAND	W	7-0
PENN	L	0-10
NORTH CAROLINA	W	1-0
N.C. STATE	T	1-1
WEST VIRGINIA	W	2-0
ATLANTIC FLEET	L	2-9
ST. JOHN'S (MD.)	L	0-1

PENN STATE	L	1-4
DICKINSON	W	8-1
ST. JOHN'S (MD.)	W	5-4
MARYLAND ATH. CLUB	L	1-8
GEORGETOWN	L	1-5
ARMY	L	0-2

1911 (13-7-1)

Head Coach: unknown
Captain: unknown

ST. JOHN'S (MD.)	W	4-3
PENN	L	3-18
AMHERST	W	5-3
MARYLAND	T	1-1
PENN STATE	L	1-9
RUTGERS	W	10-0
BUCKNELL	W	2-0
HARVARD	W	5-4
ST. JOHN'S (MD.)	W	1-0
WEST VIRGINIA	L	3-6
CATHOLIC	W	4-3
MOUNT ST. JOSEPH	W	3-2
SWARTHMORE	W	6-0
ST. JOHN'S (MD.)	W	2-1
MARYLAND ATH. CLUB	L	1-4
DICKINSON	W	2-0
MARYLAND ATH. CLUB	W	8-3
MOUNT ST. JOSEPH	W	1-0
GEORGETOWN	L	4-5
LHIRONDELL ATH. CLUB	L	3-7
at Army	L	1-7

1912 (15-5)

Head Coach: unknown
Captain: unknown

MARYLAND	W	5-3
PENN	L	3-4
ST. JOHN'S (MD.)	W	5-0
GEORGETOWN	L	4-7
COLUMBIA	W	4-0
AMHERST	L	2-4
FORDHAM	W	13-0
MCDANIEL	W	6-0
NORTH CAROLINA	W	1-0
JOHNS HOPKINS	W	4-2
GEORGIA	W	2-0
WEST VIRGINIA	W	17-2
NEW YORK UNIV.	W	14-4
ST. JOHN'S (MD.)	W	12-0
BUCKNELL	W	8-7
CATHOLIC	L	0-1
MOUNT ST. JOSEPH	W	4-3
MARYLAND ATH. CLUB	W	4-3
LHIRONDELL ATH. CLUB	W	10-2
ARMY	L	7-8

1913 (12-5)

Head Coach: unknown
Captain: unknown

MARYLAND	L	2-3
PENN	W	6-0
GEORGETOWN	W	8-5
COLGATE	W	3-2
AMHERST	W	5-0
CORNELL	W	4-0
ST. JOHN'S (MD.)	L	0-5
DICKINSON	W	5-4
N.C. STATE	W	3-1
VIRGINIA	W	10-4
CATHOLIC	L	0-4
GEORGETOWN	W	9-1
JOHNS HOPKINS	L	0-1
MOUNT ST. MARYS	W	12-0
NOTRE DAME	W	7-1
MARYLAND ATH. CLUB	W	4-3
at Army	L	1-2

1914 (11-8)

Head Coach: unknown
Captain: unknown

SWARTHMORE	W	13-8
PENN	W	4-2
AMHERST	W	7-1
HOLY CROSS	L	5-6
LEHIGH	W	13-1

WEST VIRGINIA	L	2-4
HARVARD	L	5-10
NORTH CAROLINA	W	7-1
JOHNS HOPKINS	W	7-3
DICKINSON	W	19-2
GEORGETOWN	L	5-8
CATHOLIC	L	2-7
MARYLAND ATH. CLUB	W	18-5
MARYLAND	W	3-0
NOTRE DAME	L	2-4
ST. JOHN'S (MD.)	W	3-0
GEORGETOWN	L	4-5
MOUNT ST. JOSEPH	W	6-2
ARMY	L	2-8

1915 (16-7)

Head Coach: unknown
Captain: unknown

W. VIRGINIA WESLEYAN	W	13-0
PENN	W	3-0
PENN STATE	L	1-4
HOLY CROSS	W	4-1
YALE	L	5-6
CORNELL	W	3-2
COLGATE	L	8-9
WEST VIRGINIA	W	14-2
ST. JOHN'S (MD.)	W	8-5
TUFTS	L	4-6
HARVARD	L	11-12
NORTH CAROLINA	L	2-8
GEORGIA	W	11-6
N.C. STATE	W	6-3
DICKINSON	W	20-0
PITTSBURGH	W	7-2
ST. JOHN'S (MD.)	W	22-0
CATHOLIC	W	4-2
NOTRE DAME	W	5-2
CATHOLIC	W	5-4
GEORGETOWN	W	6-2
MOUNT ST. JOSEPH	W	5-4
at Army	L	5-6

1916 (18-6)

Head Coach: unknown
Captain: unknown

PENN	W	2-0
MARYLAND	W	9-3
AMHERST	W	1-0
LAFAYETTE	W	5-1
GEORGETOWN	L	4-6
CORNELL	W	5-2
TUFTS	L	1-4
COLGATE	L	1-2
HARVARD	L	3-4
HOLY CROSS	W	8-4
LEHIGH	L	1-8
TRINITY (CONN.)	W	8-1
NORTH CAROLINA	W	13-2
VMI	W	16-2
N.C. STATE	W	4-2
BUCKNELL	W	6-1
CATHOLIC	W	2-1
PITTSBURGH	W	1-0
JOHNS HOPKINS	W	8-6
GEORGETOWN	W	3-1
ST. JOHN'S (MD.)	W	5-0
CATHOLIC	W	7-4
MOUNT ST. JOSEPH	W	2-1
ARMY	L	3-13

1917 (1-2)

Head Coach: unknown
Captain: unknown

SYRACUSE	L	3-8
HOLY CROSS	L	2-4
WILLIAMS	W	9-2

1918 (12-3)

Head Coach: unknown
Captain: unknown

HOLY CROSS	L	1-3
FORDHAM	W	5-3
MARYLAND	W	6-5
GEORGETOWN	W	4-1
SWARTHMORE	L	0-5

Year-By-Year Results

JOHNS HOPKINS	W	11-0
N.C. STATE	L	2-5
WEST VIRGINIA	W	12-4
ST. JOHN'S (MD.)	W	16-2
GEORGETOWN	W	18-0
MOUNT ST. MARY'S	W	15-0
COLGATE	W	15-6
CATHOLIC	W	5-0
GALLAUDET	W	9-3
MOUNT ST. JOSEPH	W	6-0

1919 (9-2)

Head Coach: unknown
Captain: unknown

MOUNT ST. MARY'S	W	4-2
DICKINSON	W	16-0
MARYLAND	L	2-5
FORDHAM	W	9-6
SWARTHMORE	W	5-4
N.C. STATE	W	5-3
VMI	W	4-0
JOHNS HOPKINS	W	23-10
MD. OFF. TRAINING	L	3-6
URSINUS	W	17-3
at Army	W	10-6

1920 (14-1)

Head Coach: unknown
Captain: unknown

PRINCETON	W	6-5
PENN STATE	W	6-5
BOSTON COLLEGE	W	9-2
MOUNT ST. MARY'S	W	12-0
HARVARD	W	3-1
GEORGETOWN	L	3-9
CATHOLIC	W	5-4
SOUTH CAROLINA	W	6-1
WASHINGTON & LEE	W	8-6
MARYLAND	W	4-1
SWARTHMORE	W	7-0
URSINUS	W	9-1
DICKINSON	W	16-1
VILLANOVA	W	8-4
ARMY	W	11-1

1921 (10-6-1)

Head Coach: unknown
Captain: unknown

PRINCETON	W	3-2
PENN	W	10-6
DARTMOUTH	L	6-13
PENN STATE	L	1-4
WILLIAMS	W	15-1
MOUNT ST. MARY'S	W	20-2
LAFAYETTE	W	4-3
GEORGIA TECH	T	2-2
WEST VIRGINIA	L	1-4
JOHNS HOPKINS	L	0-3
MARYLAND	W	11-8
DELAWARE	W	9-2
SWARTHMORE	W	3-1
READING	W	14-0
CATHOLIC	L	3-4
ST. JOHN'S (MD.)	W	5-0
at Army	L	7-8

1922 (13-5)

Head Coach: William Lush
Captain: unknown

BOWDOIN	W	7-6
MARYLAND	W	7-4
DARTMOUTH	W	10-2
CORNELL	L	4-5
HOLY CROSS	L	2-5
SYRACUSE	W	3-2
DELAWARE	W	13-4
GEORGIA TECH	L	1-13
CARNEGIE MELLON	W	8-2
WEST VIRGINIA	W	9-2
WILLIAM & MARY	W	10-7 (6)
PENN	L	3-8
JOHNS HOPKINS	W	3-1
SWARTHMORE	W	7-6
at Catholic	W	12-4
GETTYSBURG	L	0-7

ST. JOHN'S (MD.)	W	7-2
ARMY	W	8-6

1923 (13-8)

Head Coach: Ens. Blakeslee
Captain: unknown

SYRACUSE	W	14-10
at N.C. State	L	2-8
at North Carolina	W	5-4 (8)
at Richmond	W	6-2
AMHERST	W	3-0 (8)
VERMONT	W	8-4
WASHINGTON (MD.)	W	10-3
HARVARD	L	4-7
WILLIAM & MARY	W	18-7 (8)
JOHNS HOPKINS	W	16-7
CATHOLIC	W	2-0
WEST VIRGINIA	L	1-3
WASHINGTON & LEE	L	3-7
PITTSBURGH	L	10-12
GEORGETOWN	L	0-5
at Penn	L	4-5
MARYLAND	W	7-6
GETTYSBURG	W	8-4
DELAWARE	W	17-3
ST. JOHN'S (MD.)	W	13-3
at Army	L	5-8

1924 (9-3-1)

Head Coach: C.A. Bender
Captain: unknown

VERMONT	L	4-8
GEORGETOWN	W	4-3
NEW YORK UNIV.	L	2-7
HARVARD	W	4-2
PENN STATE	W	1-0
WEST VIRGINIA	W	14-2
JOHNS HOPKINS	W	13-9
WASHINGTON & LEE	L	2-7
PITTSBURGH	W	7-1
SWARTHMORE	W	4-0
W. VIRGINIA WESLEYAN	W	5-2
at Penn	T	2-2 (8)
ARMY	W	5-3

1925 (9-8)

Head Coach: C.A. Bender
Captain: unknown

RICHMOND	L	5-8
VERMONT	L	7-12
CARNEGIE MELLON	W	12-7 (8)
at Duke	W	4-1
BUCKNELL	L	8-10
BOSTON COLLEGE	L	3-4
HARVARD	L	2-4
WEST VIRGINIA	L	5-7
GEORGETOWN	W	10-2
VIRGINIA	W	11-5
CATHOLIC	L	4-7
DELAWARE	W	11-10
WASHINGTON & LEE	L	3-4
GETTYSBURG	W	4-3
VILLANOVA	W	10-1
SWARTHMORE	W	3-1
at Army	W	13-7

1926 (9-9)

Head Coach: C.A. Bender
Captain: unknown

RICHMOND	W	11-2
YALE	L	10-18
VERMONT	W	6-2
FORDHAM	L	1-14
STEVENS	W	21-7
CATHOLIC	W	10-4
HARVARD	L	6-14
MARYLAND	W	10-2
DUKE	L	6-11
WEST VIRGINIA	L	5-8
GETTYSBURG	W	14-1
at Penn State	W	12-10
WASHINGTON & LEE	L	4-5
GEORGETOWN	L	0-8
DELAWARE	W	11-5
SWARTHMORE	W	8-1

MOUNT ST. MARY'S	L	3-4
ARMY	L	5-6

1927 (8-4-1)

Head Coach: C.A. Bender
Captain: unknown

RICHMOND	L	8-15
SPRINGFIELD	T	3-3 (9)
VERMONT	W	3-1
LEHIGH	W	7-4
BOSTON COLLEGE	L	8-15
HARVARD	L	7-12
FORDHAM	L	1-6
FRANKLIN & MARSHALL	W	11-6
SWARTHMORE	W	16-2
Lafayette	W	9-7
GETTYSBURG	W	6-5
CATHOLIC	W	7-1
Army	W	8-2

1928 (7-10)

Head Coach: C.A. Bender
Captain: unknown

SPRINGFIELD	L	4-13 (8)
BUCKNELL	W	9-8
VERMONT	L	1-8
YALE	L	8-12
FORDHAM	L	5-9
SPRING HILL	W	11-9
WILLIAM & MARY	L	2-5 (7)
SWARTHMORE	W	10-3
DUKE	L	0-5
VIRGINIA	W	7-6
GEORGETOWN	L	6-7 (10)
MARYLAND	L	4-7
CATHOLIC	W	9-0
MCDANIEL	W	13-2
MOUNT ST. MARY'S	W	2-0
LOYOLA (MD.)	L	0-2
ARMY	L	6-9

1929 (10-5-1)

Head Coach: E.F. Mohler
Captain: unknown

PENN STATE	W	8-5
VERMONT	W	14-1
YALE	L	9-13
RICHMOND	W	10-5
MARYLAND	W	11-10
MCDANIEL	L	1-8
WASHINGTON & LEE	W	11-2
DUKE	W	6-4
CATHOLIC	W	5-2
at Penn State	L	4-10
WILLIAM & MARY	W	9-2 (7)
GEORGETOWN	L	5-8
MCDANIEL	W	8-2
MOUNT ST. MARY'S	W	4-3
LOYOLA (MD.)	T	2-2 (12)
NOTRE DAME	L	4-6

1930 (13-5)

Head Coach: E.F. Mohler
Captain: unknown

FRANKLIN & MARSHALL	W	20-3
VERMONT	W	12-7 (7)
YALE	L	4-8 (7)
at Duke	L	6-12
PENN	W	14-9
FORDHAM	W	5-2
LEHIGH	W	10-8
VILLANOVA	W	6-5
WASHINGTON & LEE	W	7-4
VIRGINIA	W	5-2
DUKE	W	8-7 (10)
RICHMOND	L	6-13
WAKE FOREST	W	15-8
WILLIAM & MARY	W	14-0
GEORGETOWN	W	5-3
MARYLAND	W	6-3
TEMPLE	L	5-13
OHIO STATE	L	7-10

1931 (8-9)

Head Coach: E.F. Mohler
Captain: unknown

LEHIGH	L	5-6 (12)
PENN	L	3-10
FORDHAM	W	12-8
HARVARD	L	3-4
LAFAYETTE	W	7-2
WASHINGTON & LEE	L	7-9
TEMPLE	W	16-4
DUKE	W	13-8
RICHMOND	W	13-4
at Notre Dame	L	2-5
WILLIAM & MARY	W	6-4
MCDANIEL	W	32-5
HOSEI (JAPAN)	L	4-9
GETTYSBURG	W	16-10
MARYLAND	L	2-6
MOUNT ST. MARY'S	L	7-12 (11)
OHIO STATE	L	7-10

1932 (5-6)

Head Coach: E.F. Mohler
Captain: unknown

VERMONT	L	8-9
MCDANIEL	W	11-6
WASHINGTON & LEE	L	6-13
WEST VIRGINIA	L	3-16
WILLIAM & MARY	L	3-7
GEORGETOWN	W	6-5
at Columbia	L	2-7
VIRGINIA	L	2-16
TEMPLE	W	4-3
MOUNT ST. MARY'S	W	5-4
MARYLAND	W	11-4

1933 (6-7)

Head Coach: Lt. A.K. Doyle
Captain: unknown

VERMONT	W	8-7
RICHMOND	L	5-14
LAFAYETTE	W	3-1
PENN STATE	L	2-4
at Virginia	L	1-3
TEMPLE	W	11-6
WEST VIRGINIA	W	7-2
GETTYSBURG	L	4-10
WASHINGTON & LEE	L	8-12 (10)
WILLIAM & MARY	W	4-3
NORTH CAROLINA	L	3-11
MARYLAND	L	6-10
at Army	W	8-4 (7)

1934 (7-8)

Head Coach: Lt. j.g. F.W. Fenno
Captain: unknown

CORNELL	L	0-6 (6)
VERMONT	W	6-5
VIRGINIA	L	0-2
LAFAYETTE	L	2-6
GETTYSBURG	L	5-12
TEMPLE	L	1-5
GEORGETOWN	W	6-4
MARYLAND	L	3-8
at Richmond	L	4-7
WASHINGTON & LEE	W	11-8
PENN STATE	W	4-3 (11)
NORTH CAROLINA	L	1-4
WILLIAM & MARY	W	7-5
MOUNT ST. MARY'S	W	6-3
ARMY	W	4-2

1935 (3-12-1)

Head Coach: Lt. j.g. F.W. Fenno
Captain: unknown

HARVARD	T	3-3
VERMONT	W	1-0
MICHIGAN	L	1-3
PENN STATE	L	0-4
WILLIAM & MARY	L	8-9
LAFAYETTE	W	11-4
GETTYSBURG	L	3-6
MARYLAND	L	2-5
DUKE	L	0-3
VIRGINIA	L	0-1

GEORGETOWN	W	5-3
TEMPLE	L	1-6
at Washington & Lee	L	8-10
at Washington & Lee	L	2-3 (10)
NORTH CAROLINA	L	8-11
at Army	L	4-10

1936 (6-9)

Head Coach: Lt. S.T. Cloughley
Captain: unknown

DARTMOUTH	L	5-11 (6)
VERMONT	L	0-3
PENN STATE	W	2-1 (10)
BOSTON COLLEGE	L	6-10
RICHMOND	L	2-5
VIRGINIA	W	2-1
LAFAYETTE	W	9-8 (10)
MARYLAND	L	1-9
TEMPLE	W	6-5
GEORGETOWN	L	8-12
DUKE	L	1-17
WASHINGTON & LEE	L	6-17
GETTYSBURG	W	4-3
at Princeton	L	0-5
ARMY	W	11-10

1937 (8-8)

Head Coach: M.G. Karow
Captain: unknown

VERMONT	L	4-5
PENN STATE	L	1-6
HARVARD	W	12-10
PRINCETON	L	2-7
GETTYSBURG	W	6-5
MICHIGAN	W	8-2
VIRGINIA	L	0-7
MARYLAND	L	4-16
at William & Mary	W	8-7
WEST VIRGINIA	W	14-3
TEMPLE	W	6-2
MCDANIEL	W	16-8
RICHMOND	W	17-0
LAFAYETTE	L	8-9
GEORGETOWN	L	3-7
at Army	L	3-8

1938 (9-6)

Head Coach: Max Bishop
Captain: unknown

VERMONT	L	0-1
DARTMOUTH	W	7-2
HARVARD	L	4-7
VIRGINIA TECH	W	3-1
MICHIGAN	W	4-0
MCDANIEL	W	26-12
PENN STATE	W	6-5
MARYLAND	W	9-2
PENN	W	9-5
VIRGINIA	L	4-5
at North Carolina	L	5-7
at Duke	L	1-2
WILLIAM & MARY	L	3-7
GEORGETOWN	W	4-3
ARMY	W	6-1

1939 (6-7-1)

Head Coach: Max Bishop
Captain: unknown

FORDHAM	L	1-6
DARTMOUTH	T	11-11 (7)
VERMONT	W	11-7
HARVARD	W	9-5
YALE	W	11-5
at Princeton	W	4-0
PENN STATE	L	3-5
PENN	W	5-4
WILLIAM & MARY	L	1-4
DUKE	L	7-8 (12)
GEORGETOWN	L	6-8
VIRGINIA	L	5-6 (15)
MCDANIEL	W	7-1
at Army	L	1-4

Year-By-Year Results

1940 (8-9)

Head Coach: Max Bishop
 Captain: unknown

VERMONT	L	2-3
HARVARD	L	6-9
DARTMOUTH	W	3-1
MICHIGAN	L	2-13
GEORGETOWN	L	2-3 (10)
FORDHAM	L	1-3
NORTH CAROLINA	L	1-2
WASHINGTON & LEE	W	4-2 (7)
DUKE	L	0-10
WILLIAM & MARY	W	11-7
NOTRE DAME	L	4-5
VIRGINIA	L	2-12
WEST VIRGINIA	W	5-4
PITTSBURGH	W	13-8
MCDANIEL	W	8-0
GEORGE WASHINGTON	W	2-1
ARMY	W	4-2

1941 (14-5)

Head Coach: Max Bishop
 Captain: unknown

DARTMOUTH	W	9-0
HARVARD	W	7-6
VERMONT	W	12-3
CORNELL	L	4-11
PENN	W	14-1
SYRACUSE	L	0-8
MICHIGAN	L	2-6
WILLIAM & MARY	W	5-3
WEST VIRGINIA	W	10-5
NORTH CAROLINA	W	7-4
LAFAYETTE	W	6-1
DUKE	W	4-3
PENN STATE	W	8-1
VIRGINIA	W	9-0
MARYLAND	W	9-6
at Notre Dame	W	5-4
PITTSBURGH	L	3-4
GEORGETOWN	W	13-9
at Army	L	3-4

1942 (13-4)

Head Coach: Max Bishop
 Captain: unknown

HARVARD	L	4-15
CORNELL	W	4-1
VERMONT	W	11-0
RUTGERS	W	6-0
PENN	L	8-11
MICHIGAN	W	7-5
WEST VIRGINIA	W	5-3
MARYLAND	W	4-3 (11)
NORTH CAROLINA	W	6-2
PENN STATE	W	9-3
WILLIAM & MARY	W	2-1
GETTYSBURG	W	13-5
VIRGINIA	W	15-7
TEMPLE	W	6-3
at Columbia	W	6-1
GEORGETOWN	L	2-10
ARMY	L	3-10

1943 (15-2)

Head Coach: Max Bishop
 Captain: unknown

PENN	W	12-2
DELAWARE	W	8-3
at Princeton	W	3-0
WASHINGTON (MD.)	W	7-1
PITTSBURGH	W	7-1
JOHNS HOPKINS	W	13-0
COLUMBIA	W	12-6
RUTGERS	W	9-0
NORTH CAROLINA	L	6-10
WILLIAM & MARY	W	17-2
DARTMOUTH	W	6-2
DARTMOUTH	W	8-0
GEORGETOWN	W	6-1
N.C. PRE-FLIGHT	L	5-15
CATHOLIC	W	9-2
LOYOLA (MD.)	W	3-2
at Army	W	8-2

1944 (13-4)

Head Coach: Max Bishop
 Captain: unknown

NEW YORK UNIV.	W	9-1 (7)
URSINUS	W	9-2
BAINBRIDGE NAVAL	L	3-6 (12)
SWARTHMORE	W	1-0
NORTH CAROLINA	L	3-5
PENN STATE	W	5-3
HAMPDEN-SYDNEY	W	18-4
STEVENS	W	8-3
N.C. PRE-FLIGHT	L	1-9
PITTSBURGH	W	10-5
LOYOLA (MD.)	W	5-0
at Penn	W	6-1
BROOKLYN	W	10-2 (7)
RICHMOND	W	8-2
DUKE	W	5-4 (10)
COLUMBIA	W	2-1 (10)
ARMY	L	2-8

1945 (12-3)

Head Coach: Max Bishop
 Captain: unknown

N.C. PRE-FLIGHT	W	15-14 (11)
NEW YORK UNIV.	W	11-1
URSINUS	W	11-1
VILLANOVA	W	14-0
MUHLENBERG	W	21-1 (7)
NORTH CAROLINA	W	13-2
PRINCETON	W	4-0
PENN STATE	W	11-6
BUCKNELL	W	17-3
PITTSBURGH	W	12-8
PENN	W	11-0
RICHMOND	L	3-4
DUKE	L	1-9
HAMPDEN-SYDNEY	W	12-0
at Army	L	2-7

1946 (15-1)

Head Coach: Max Bishop
 Captain: Jay McKie

FORDHAM	W	4-3
URSINUS	W	7-4
VILLANOVA	W	12-5
NORTH CAROLINA	L	1-2
SWARTHMORE	W	22-5
NEW YORK UNIV.	W	7-5
VIRGINIA	W	6-0
at Princeton	W	6-2
PITTSBURGH	W	9-3
PENN	W	9-4
RICHMOND	W	3-2 (12)
DUKE	W	6-3 (7)
HAMPDEN-SYDNEY	W	14-9
ARMY	W	11-5
MARYLAND	W	3-1
COLUMBIA	W	13-0

1947 (15-3)

Head Coach: Max Bishop
 Captain: Andrew Frahler

VERMONT	W	12-4
HARVARD	W	3-1
DARTMOUTH	W	14-2
CORNELL	W	14-5
PRINCETON	L	4-5
at Yale	W	2-1
GETTYSBURG	W	7-6
at North Carolina	L	2-10
at Duke	L	1-6
MERCHANT MARINE	W	11-4
LEHIGH	W	4-2
WEST VIRGINIA	W	12-4
at Penn	W	6-0
DELAWARE	W	3-1
VILLANOVA	W	8-4
GEORGE WASHINGTON	W	12-3
at Army	W	8-4
VIRGINIA	W	9-2

1948 (14-7, 7-2)

Head Coach: Max Bishop
 Captain: Andrew Frahler

SPRINGFIELD	W	5-4
SYRACUSE	W	5-0
TRINITY (CONN.)	W	2-1
WEST CHESTER	L	2-9
VILLANOVA	W	5-4
* COLUMBIA	W	5-1
* YALE	W	2-0
GETTYSBURG	L	1-4
* BROWN	W	4-2
* at Harvard	W	4-2
* at Dartmouth	L	2-3
* PRINCETON	W	2-0
* at Cornell	W	12-2
MARYLAND	L	2-3
PENN STATE	W	8-5
RUTGERS	L	0-2 (10)
WEST VIRGINIA	W	7-6 (13)
* at Penn	L	0-1
* ARMY	W	10-0
* at Lafayette	L	0-4
* EIBL game		
* NCAA District II Playoffs		

1949 (12-6-1, 3-4)

Head Coach: Max Bishop
 Captain: Lee Rensberger

COLBY	W	12-2
DELAWARE	W	14-9
DARTMOUTH	W	5-3
RUTGERS	W	6-2
MICHIGAN	L	4-5
* HARVARD	L	5-6 (17)
RIDER	W	13-3
* at Princeton	W	6-5
GEORGETOWN	W	4-3 (10)
* DARTMOUTH	L	2-9
BUCKNELL	W	12-1
* at Brown	L	2-6
* at Yale	L	4-5 (10)
WEST VIRGINIA	L	6-11
PENN STATE	T	6-6 (7)
* at Columbia	W	8-6
GETTYSBURG	W	11-5
VILLANOVA	W	9-0
* at Army	W	8-2
* EIBL game		

1950 (6-12-1, 3-6)

Head Coach: Max Bishop
 Captain: Roger Buck

MARYLAND	L	2-4 (12)
VERMONT	T	4-4 (8)
LAFAYETTE	W	10-6
at Rutgers	L	5-11
SYRACUSE	W	6-1
DUKE	L	0-11
* COLUMBIA	W	8-4
* at Penn	L	0-4
* BROWN	W	9-4
BUCKNELL	L	6-7
* YALE	L	2-3
* at Dartmouth	W	12-8 (7)
* at Harvard	L	2-7
* PRINCETON	L	2-5
* at Cornell	L	2-8
GETTYSBURG	L	2-4
GEORGE WASHINGTON	W	15-6
PENN STATE	L	1-2 (13)
* ARMY	L	5-7 (15)
* EIBL game		

1951 (10-11, 5-3)

Head Coach: Max Bishop
 Captain: Joseph Corrigan

FORDHAM	W	5-4 (7)
RUTGERS	L	5-6 (7)
* at Columbia	W	8-1
MICHIGAN	L	3-9
WEST VIRGINIA	W	15-2
* HARVARD	W	5-2
LOYOLA (MD.)	W	10-1
DELAWARE	L	5-13

* at Princeton	L	2-6
WASHINGTON & LEE	L	4-10
BUCKNELL	W	14-6 (8)
* PENN	W	11-5
* CORNELL	L	5-8
PITTSBURGH	L	3-9
* DARTMOUTH	W	2-1
PENN STATE	L	3-22
* at Yale	W	1-0 (10)
MARYLAND	L	4-5
GETTYSBURG	W	6-5
GEORGETOWN	L	4-11
* at Army	L	1-5
* EIBL game		

1952 (11-6-2, 3-4)

Head Coach: Max Bishop
 Captain: Robert Zastrow

RUTGERS	W	8-4 (8)
VERMONT	L	5-6
FORDHAM	W	4-1
BUCKNELL	W	4-1
LAFAYETTE	T	1-1 (9)
* PENN	L	2-4
* COLUMBIA	L	2-3 (10)
DELAWARE	W	4-3
* PRINCETON	W	5-3
AMERICAN	W	22-0
* at Penn	W	10-6
* at Princeton	L	2-9
PENN STATE	W	4-2
LEHIGH	W	10-4
GEORGETOWN	W	5-4 (11)
FORDHAM	L	5-9
* at Cornell	L	2-5
at Cornell	W	6-2
* ARMY	W	3-1
COLUMBIA	T	1-1 (5)
* EIBL game		

1953 (10-10, 1-8)

Head Coach: Max Bishop
 Captain: Donald Metz

COLBY	W	10-2
MUHLENBERG	W	5-1
LAFAYETTE	W	2-1 (5)
* COLUMBIA	W	5-3
* ARMY	L	4-5
BUCKNELL	W	13-3
* PRINCETON	L	5-10
* YALE	L	6-7
GEORGETOWN	L	1-2
* at Penn	L	0-2
* at Harvard	L	1-3
DUKE	L	1-4
PITTSBURGH	W	14-1
* BROWN	L	4-9
TEMPLE	W	1-0
* at Dartmouth	L	5-6
MARYLAND	W	3-0
DELAWARE	W	4-0
* at Cornell	L	1-3
at Army	W	10-2
* EIBL game		

1954 (16-5-1, 8-1)

Head Coach: Max Bishop
 Captain: Walter Shaw

* at Columbia	L	4-6
DELAWARE	W	9-2
BUCKNELL	T	1-1 (8)
LAFAYETTE	L	4-10
RUTGERS	W	8-7
VILLANOVA	W	7-6
TEMPLE	W	4-0
FORDHAM	L	2-9
* HARVARD	W	10-5
* DARTMOUTH	W	1-0
* at Yale	W	7-1
* at Brown	W	2-0
GETTYSBURG	W	2-1
* PENNSYLVANIA	W	2-1
DUKE	W	6-3
* CORNELL	W	2-0
MARYLAND	W	5-1
* at Princeton	W	4-2
PENN STATE	L	0-7

PITTSBURGH	W	5-3
* ARMY	W	8-4 (7)
* vs. St. John's (N.Y.)	L	2-4
* EIBL game		
* NCAA District II Playoffs		

1955 (9-9, 3-5)

Head Coach: Max Bishop
 Captain: Wilson Spangler

MUHLENBERG	W	6-2
ITHACA	L	4-6 (8)
BUCKNELL	W	13-3 (7)
PITTSBURGH	W	23-6
* BROWN	W	5-2
GEORGETOWN	W	12-1
* PRINCETON	L	0-1
* at Yale	L	3-5
* at Dartmouth	L	5-11
* at Harvard	L	0-3
FORDHAM	L	0-1
MARYLAND	W	2-1
* COLUMBIA	W	8-3
PENN STATE	L	3-9
* at Cornell	W	6-5
GETTYSBURG	W	1-0
WILLIAM & MARY	L	5-7
* at Army	L	1-5
* EIBL game		

1956 (13-7-1, 4-4)

Head Coach: Max Bishop
 Captain: Lawrence Magner

TRINITY (CONN.)	W	11-4
LAFAYETTE	T	5-5 (8)
SYRACUSE	W	8-7
MUHLENBERG	W	6-4
BUCKNELL	W	8-1 (8)
* at Princeton	L	4-7
WILLIAM & MARY	W	8-4
* at Columbia	W	6-5 (10)
MARYLAND	W	7-1
FORDHAM	L	3-7
* at Brown	W	16-3
* at Yale	L	2-11
GETTYSBURG	L	6-9 (14)
* at Pennsylvania	W	6-2
TEMPLE	W	18-1 (7)
* CORNELL	L	5-9
at Penn State	L	3-4
VILLANOVA	W	11-10
PITTSBURGH	W	9-2
* HARVARD	L	6-8
* ARMY	W	7-4
* EIBL game		

1957 (16-6-1, 6-3)

Head Coach: Max Bishop
 Captain: Andrew Massimino

COLBY	W	14-0 (5)
TRINITY (CONN.)	L	3-4
VILLANOVA	T	2-2 (6)
MAINE	W	3-2 (8)
MUHLENBERG	W	14-6
MICHIGAN	L	7-10 (8)
* PRINCETON	W	7-1
* COLUMBIA	W	8-4 (8)
COLGATE	W	4-0 (8)
* BROWN	L	4-5
SYRACUSE	W	6-3
* YALE	L	2-7
* at Cornell	W	3-2
WASHINGTON (MD.)	W	6-3
at Maryland	W	9-5
* at Pennsylvania	W	8-1
PENN STATE	L	5-8 (11)
* at Harvard	W	12-6
* at Dartmouth	W	3-2
GEORGETOWN	W	13-6
PITTSBURGH	W	7-5
WILLIAM & MARY	W	5-1
* at Army	L	2-3
* EIBL game		

Year-By-Year Results

1958 (11-7, 4-3)

Head Coach: Max Bishop
 Captain: Benjamin Montoya

COLBY	L	8-9 (8)
MAINE	W	4-2
* DARTMOUTH	L	6-8 (8)
SYRACUSE	W	5-4
LAFAYETTE	L	0-7
DELAWARE	L	3-5
* CORNELL	W	8-4
GEORGETOWN	W	7-3
* at Brown	W	8-5 (10)
* at Yale	L	4-6
PENN STATE	L	2-9
PITTSBURGH	W	7-4
VMI	W	13-2
VILLANOVA	W	7-2
* at Columbia	W	8-0
* at Pennsylvania	L	3-4
MERCHANT MARINE	W	8-5
* ARMY	W	5-4
* EIBL game		

1959 (19-5, 8-1)

Head Coach: Max Bishop
 Captain: Joseph McGlinchey

VERMONT	W	2-0
SYRACUSE	L	2-9
FORDHAM	W	6-5 (13)
BUCKNELL	W	4-1
DELAWARE	W	6-2 (7)
* HARVARD	W	15-6
* BROWN	L	1-4
GEORGETOWN	W	5-0
at Maryland	L	1-8
* YALE	W	13-2
* at Cornell	W	4-1
* at Dartmouth	W	6-2
PENN STATE	L	3-6
AMERICAN	W	14-0
* COLUMBIA	W	9-0
at Pittsburgh	W	9-8
DUKE	W	5-0
GETTYSBURG	L	10-11
at Villanova	W	6-4
* at Penn	W	4-1
* PRINCETON	W	9-1
QUANTICO	W	2-1
MERCHANT MARINE	W	9-1
* at Army	W	4-3 (12)
* EIBL game		

1960 (15-8, 4-5)

Head Coach: Max Bishop
 Captain: Richard Brown

SYRACUSE	W	5-0
WEST CHESTER	W	6-0
AMERICAN	W	9-4
BUCKNELL	W	6-1
DUKE	W	5-0
* PENN	W	6-1
COAST GUARD	W	8-2
* DARTMOUTH	L	5-7
* at Columbia	L	3-5
PITTSBURGH	L	2-3 (12)
FORDHAM	W	9-0
* at Yale	W	5-1
GETTYSBURG	W	3-2
* at Harvard	L	6-10
* at Brown	L	0-7
GEORGETOWN	W	6-1
VILLANOVA	W	4-2
MERCHANT MARINE	W	19-1
* at Princeton	L	1-2 (14)
* CORNELL	W	8-7
BALTIMORE	L	2-3 (11)
FORT MEADE	L	2-3
* ARMY	W	9-1
* EIBL game		

1961 (24-2, 8-1)

Head Coach: Max Bishop
 Captain: Joe Bellino

TRINITY (CONN.)	W	4-1
SYRACUSE	W	7-3
ITHACA	W	3-0

WEST VIRGINIA	W	5-4
* at Penn	W	5-2
GEORGETOWN	W	9-4
* HARVARD	W	5-2
* BROWN	W	16-1
at Maryland	W	10-4
* COLUMBIA	W	3-1
at Drexel	W	7-1
AMERICAN	W	16-1
BUCKNELL	W	13-6
* YALE	W	7-2
GETTYSBURG	W	8-2
BALTIMORE	W	2-1
* at Dartmouth	W	7-6
PENN STATE	W	4-3
DUKE	W	4-3
* PRINCETON	L	2-4
VILLANOVA	W	4-1
* at Cornell	W	14-10
FORT MEADE	L	0-3
MERCHANT MARINE	W	8-0
CAMP LEJEUNE	W	4-2
* at Army	W	3-0
* EIBL game		

1962 (19-2, 6-1)

Head Coach: Joe Duff
 Captain: Robert Foyle

LAFAYETTE	W	21-5 (7)
SYRACUSE	W	14-5
SOUTHERN CONN. ST.	W	5-4
RIDER	W	5-4
AMERICAN	W	5-4 (10)
at Villanova	L	10-11
MARYLAND	W	3-1
* DARTMOUTH	W	8-4
BALTIMORE	W	6-1
* at Harvard	L	3-10
* at Brown	W	9-0
GETTYSBURG	W	8-1
* at Yale	W	10-5
at Penn State	W	7-1
GEORGETOWN	W	7-4
DREXEL	W	21-2
* at Columbia	W	6-3
* at Princeton	W	10-5
PITTSBURGH	W	9-1
LYCOMING	W	11-6
* ARMY	W	4-2
* EIBL game		

1963 (15-7, 6-3)

Head Coach: Joe Duff
 Captain: Robert Campbell

TRINITY (CONN.)	W	16-4
SYRACUSE	W	1-0
SETON HALL	W	7-6
* at Penn	W	6-1
at Maryland	L	1-3
RIDER	L	6-7
* HARVARD	L	1-12
* BROWN	W	6-3
WEST CHESTER	W	7-4
VILLANOVA	L	2-6
* YALE	W	10-1
GETTYSBURG	W	5-1
* at Cornell	W	11-2
* at Dartmouth	L	4-6 (10)
* PRINCETON	W	5-4
GEORGETOWN	W	5-4
* COLUMBIA	W	6-2
PENN STATE	W	6-5 (10)
PITTSBURGH	L	2-4
FORT BELVOIR	W	10-7
LYCOMING	W	15-2
* at Army	L	5-6 (10)
* EIBL game		

1964 (10-12, 4-5)

Head Coach: Joe Duff
 Captain: Henry Kettelhodt

VERMONT	L	0-4
SYRACUSE	L	3-8
* DARTMOUTH	L	4-14
SETON HALL	L	4-6
* PENN	L	2-3

AMERICAN	W	3-2 (11)
LYCOMING	W	14-3
* CORNELL	W	2-0
* at Yale	L	5-14
WEST CHESTER	L	5-6 (10)
* at Harvard	L	2-7
* at Brown	W	5-2
GEORGETOWN	L	6-8
RIDER	L	0-1
PITTSBURGH	W	4-3
MARYLAND	W	5-4
BALTIMORE	W	7-4 (8)
* at Columbia	W	7-6 (12)
* at Princeton	W	7-1
FORT BELVOIR	L	1-4
PENN STATE	W	5-2
* ARMY	L	1-2
* EIBL game		

1965 (11-8-2, 5-4)

Head Coach: Joe Duff
 Captain: Roger Staubach

WEST CHESTER	L	3-5
COLGATE	T	7-7 (9)
SYRACUSE	W	3-0
* at Penn	L	1-3
* HARVARD	W	4-0
at Georgetown	W	8-3
* PRINCETON	W	2-0
ST. JOHN'S (N.Y.)	T	6-6 (9)
BALTIMORE	W	4-3 (11)
* YALE	L	2-3
VILLANOVA	L	4-7
* COLUMBIA	W	9-1
MARYLAND	L	4-6
* BROWN	W	5-4 (12)
WILLIAM & MARY	W	5-0
* at Dartmouth	W	2-1
SETON HALL	W	5-1
* at Cornell	L	3-7
RICHMOND	W	8-6
at Penn State	L	3-4 (12)
* at Army	L	2-7
* EIBL game		

1966 (13-5-1, 6-3)

Head Coach: Joe Duff
 Captain: Donald Eshleman

* DARTMOUTH	W	6-4
WEST CHESTER	W	7-2
SYRACUSE	W	23-2 (7)
WEST VIRGINIA	L	0-4
VILLANOVA	W	12-3 (7)
* at Harvard	W	5-3
BALTIMORE	T	2-2 (10)
* at Yale	W	11-2
GETTYSBURG	W	3-2
GEORGETOWN	W	9-0
* PENN	L	4-5
* at Brown	W	11-5
RICHMOND	W	5-1
* at Princeton	W	1-0 (10)
* at Columbia	W	7-6
MARYLAND	W	4-3
SETON HALL	L	0-1
* CORNELL	L	2-7
* ARMY	L	3-7
* EIBL game		

1967 (14-8, 5-4)

Head Coach: Joe Duff
 Captain: William Sorensen

VERMONT	L	1-2
SOUTHERN CONN. ST.	L	0-3
SYRACUSE	W	6-3
VILLANOVA	W	3-0
WEST CHESTER	L	3-4
* HARVARD	L	0-1
* at Penn	W	5-2 (8)
* BROWN	L	0-1
RICHMOND	W	2-0
* YALE	W	4-1
GETTYSBURG	W	8-3
* COLUMBIA	W	11-4
GEORGETOWN	W	5-4
WILLIAM & MARY	W	3-0

* at Cornell	W	1-0
BALTIMORE	W	3-0
SETON HALL	W	5-2
* at Dartmouth	L	2-11
* PRINCETON	L	0-4
at Maryland	W	5-1
at Penn State	L	7-9
* at Army	W	3-1
* EIBL game		

1968 (14-8, 5-4)

Head Coach: Joe Duff
 Captain: Henry Schmidt

SYRACUSE	W	7-2
* DARTMOUTH	L	3-7
RICHMOND	W	6-1
BALTIMORE	W	10-2
SETON HALL	W	2-1 (11)
SOUTHERN CONN. ST.	W	3-1
VILLANOVA	L	3-9
* at Princeton	W	4-1
* CORNELL	W	6-3
* PENN	W	3-0
WEST CHESTER	W	10-7
* at Yale	W	4-1
GEORGETOWN	W	11-1
* at Harvard	L	3-5
* at Brown	L	2-3
GEORGE WASHINGTON	L	1-8
FORDHAM	W	9-2
NEW YORK UNIV.	L	0-3
* at Columbia	L	3-4
MARYLAND	L	1-7
PENN STATE	W	1-0 (5)
* ARMY	W	3-1
* EIBL game		

1969 (10-9-1, 2-4-1)

Head Coach: Joe Duff
 Captain: Robert Arnold

VILLANOVA	L	1-2
SOUTHERN CONN. ST.	W	4-1
SYRACUSE	W	3-2
SETON HALL	W	7-2
* at Cornell	L	0-10
* at Penn	T	3-3 (12)
WILLIAM & MARY	L	8-17 (9)
* PRINCETON	L	2-3
BALTIMORE	W	5-0
WEST CHESTER	W	8-2
* YALE	L	4-8
at Georgetown	W	14-0
TOWSON	W	14-7
at Maryland	L	5-6
* at Brown	W	6-2
GEORGE WASHINGTON	W	8-5 (12)
NEW YORK UNIV.	L	1-4
GEORGETOWN	W	5-0
at Penn State	L	4-6
* at Army	L	11-12
* EIBL game		

1970 (20-7, 9-5)

Head Coach: Joe Duff
 Captain: Dennis Losh

VILLANOVA	W	3-0 (6)
BUCKNELL	W	11-3
GEORGE WASHINGTON	W	5-3 (8)
SYRACUSE	W	3-2
SOUTHERN CONN. ST.	L	0-2
* YALE	W	8-1
* BROWN	W	1-0
* BROWN	W	3-0
* ARMY	W	8-3
* CORNELL	W	2-1
* CORNELL	W	3-2
BALTIMORE	W	14-0
WEST CHESTER	W	18-5
* at Penn	W	9-0
* at Penn	L	2-5
GEORGETOWN	W	6-1
* at Princeton	L	1-2
* at Columbia	W	6-1
* at Columbia	W	13-2
NEW YORK UNIV.	W	6-4
* at Dartmouth	L	8-9

* at Harvard	L	5-6
* at Harvard	L	2-5
PENN STATE	W	5-3 (6)
MARYLAND	L	0-2
RICHMOND	W	4-3 (10)
ARMY	W	3-1
* EIBL game		

1971 (15-11, 7-6)

Head Coach: Joe Duff
 Captain: Charles Bongard

MAINE	L	4-6
GEORGETOWN	W	3-1
GETTYSBURG	W	13-2 (7)
SYRACUSE	W	24-1 (7)
* HARVARD	W	2-1
* DARTMOUTH	W	3-0
* DARTMOUTH	L	0-4
AMERICAN	L	2-8
* PENN	W	4-0
* PENN	W	4-1
BALTIMORE	L	1-4
* COLUMBIA	W	7-5
* PRINCETON	L	1-3
* PRINCETON	W	8-6
vs. George Washington	W	10-1 (8)
* at Army	L	2-8
* at Army	L	2-6
WEST CHESTER	L	1-6
* at Brown	L	3-4 (10)
* at Yale	L	1-2 (9)
* at Yale	W	6-0
VILLANOVA	W	12-6
at Maryland	W	3-1
RICHMOND	W	6-3
at Penn State	L	4-8
at Army	W	5-1
* EIBL game		

1972 (16-11, 5-9)

Head Coach: Joe Duff
 Captain: Bruce Aukland

MONMOUTH	W	3-2
AMERICAN	W	8-0
SYRACUSE	W	12-2 (7)
at Georgetown	W	8-6
GEORGE WASHINGTON	W	3-2
* BROWN	L	0-1
* YALE	W	1-0
* YALE	L	3-7 (8)
BALTIMORE	W	12-1
* CORNELL	W	2-0
* ARMY	L	4-7
* ARMY	W	2-0
GETTYSBURG	W	6-0
* at Harvard	L	1-4
* at Dartmouth	L	3-5
* at Dartmouth	L	1-2
* at Penn	L	5-6 (8)
* at Penn	W	5-0
* at Columbia	W	11-3
* at Princeton	L	2-3
* at Princeton	L	1-2
TOWSON	W	4-3
NEW YORK UNIV.	W	8-0
MARYLAND	L	4-5
PENN STATE	L	5-6
PENN STATE	W	4-3
ARMY	W	6-3
* EIBL game		

1973 (12-11-2, 4-8-1)

Head Coach: Joe Duff
 Captain: George Kerlek

TOWSON	T	1-1 (10)
at George Washington	L	2-7
* COLUMBIA	L	1-3
* COLUMBIA	W	2-1
PITT-JOHNSTOWN	W	8-1 (5)
* DARTMOUTH	T	2-2 (12)
* HARVARD	L	1-2
* HARVARD	L	1-3
BALTIMORE	W	4-1
CATHOLIC	W	8-0 (7)
CATHOLIC	W	6-3
* PENN	L	1-3

Year-By-Year Results

* PENN	W	3-1
VILLANOVA	L	4-7
* at Brown	W	5-3
* at Brown	L	0-11
* at Army	L	1-2
* at Cornell	L	1-14
* at Cornell	L	0-1
GETTYSBURG	W	8-0
at Maryland	L	0-9
* PRINCETON	W	5-1
NEW YORK UNIV.	W	9-4
NEW YORK UNIV.	W	7-1
at Army	W	4-3
* EIBL game		

1974 (17-7, 7-5)

Head Coach: Joe Duff
Captain: Jim Quinn

LOYOLA (MD.)	W	12-8
AMERICAN	W	16-4
BRANDEIS	W	5-3
BRANDEIS	W	5-1
* YALE	W	5-3
BALTIMORE	W	7-2
MARYLAND	W	7-6
RICHMOND	L	6-8
* at Princeton	L	0-6
* at Princeton	L	0-11
GEORGETOWN	W	12-7
GEORGE WASHINGTON	W	10-3
* at Columbia	W	6-5
* at Penn	W	5-2 (9)
* at Penn	L	4-7
TOWSON	W	9-0
* CORNELL	W	4-0
* ARMY	W	6-3
* ARMY	W	4-0
* at Dartmouth	W	4-0
* at Dartmouth	L	6-8
* at Harvard	L	0-9
PENN STATE	L	4-10
ARMY	W	10-9
* EIBL game		

1975 (21-7, 11-3)

Head Coach: Joe Duff
Captain: Randy Young

SOUTHERN CONN. ST.	L	1-2
HOLY CROSS	W	7-0
at Maryland	W	10-9 (10)
LOYOLA (MD.)	W	3-1
LOYOLA (MD.)	L	4-6
VILLANOVA	W	8-3
* at Brown	W	8-3
* at Yale	L	3-4
* at Yale	W	11-0
CATHOLIC	W	9-1
* PRINCETON	W	5-3
* PRINCETON	L	1-6
at Georgetown	W	4-1
* COLUMBIA	W	9-0
* COLUMBIA	W	2-0
* PENN	W	10-2
PITT-JOHNSTOWN	W	10-3
* at Army	W	8-2
* at Cornell	W	5-0
* at Cornell	W	7-4
TOWSON	W	8-7
* DARTMOUTH	W	11-5
* HARVARD	W	7-5
* HARVARD	L	5-6
GEORGE MASON	W	11-1 (6)
DELAWARE	L	0-3
DELAWARE	W	2-1
at Army	L	1-4
* EIBL game		

1976 (19-11, 7-5)

Head Coach: Joe Duff
Captain: Mark Haas

BROCKPORT STATE	W	10-1
MARYLAND	L	0-7
GEORGETOWN	W	12-1
HOLY CROSS	W	2-1
HOLY CROSS	W	5-4
TOWSON	W	6-1

TOWSON	L	3-6 (11)
VILLANOVA	W	4-0
LOYOLA (MD.)	W	5-1
* BROWN	W	8-6
* YALE	W	4-3
* YALE	W	3-0
RICHMOND	W	3-1
CATHOLIC	L	2-10
* at Princeton	L	0-3
* at Princeton	L	0-5
* at Penn	W	5-2 (11)
* at Columbia	L	0-1
* at Columbia	L	1-11
GEORGE WASHINGTON	W	7-2
PENN STATE	L	6-14
* ARMY	W	11-4
WAGNER	L	5-6
* at Dartmouth	W	4-2 (10)
* at Harvard	W	17-2
* at Harvard	L	1-3
GEORGE MASON	L	2-3
DELAWARE	W	3-2
DELAWARE	W	4-3
ARMY	W	13-1
* EIBL game		

1977 (18-10-2, 9-4-1)

Head Coach: Joe Duff
Captain: Bruce Buck

Maryland	W	6-5
GEORGE WASHINGTON	L	4-6 (7)
LOYOLA (MD.)	T	4-4 (9)
BROCKPORT STATE	W	10-2
BROCKPORT STATE	W	6-0
* COLUMBIA	L	4-7
* PENN	W	2-1 (8)
* PENN	T	5-5 (10)
VILLANOVA	L	2-5
RICHMOND	L	2-12
* at Yale	W	2-1
* at Brown	L	0-9
* at Brown	L	3-6
at Georgetown	W	9-0
at Catholic	L	7-9
* PRINCETON	W	7-6
* PRINCETON	W	12-2
at Penn State	L	8-14
* HARVARD	W	6-3
* DARTMOUTH	W	3-0
* DARTMOUTH	W	7-0
PITT-JOHNSTOWN	W	15-3
* at Cornell	L	6-8
* at Army	W	7-0
* at Army	W	16-8
TOWSON	W	9-1
DELAWARE	W	3-0
DELAWARE	L	3-5
GEORGE MASON	W	9-8
at Army	W	11-1
* EIBL game		

1978 (18-7, 9-4)

Head Coach: Joe Duff
Captain: William Miles

ROCHESTER	W	9-0
ROCHESTER	L	2-5 (8)
TOWSON	L	3-4
GEORGE WASHINGTON	W	13-4
CATHOLIC	W	4-2
* at Columbia	L	3-5
* at Penn	L	3-4
* at Penn	L	3-6
RICHMOND	W	13-3
WILLIAM & MARY	W	10-4
VILLANOVA	W	5-2
LOYOLA (MD.)	W	6-4
* YALE	W	6-5
* BROWN	W	14-1
* BROWN	W	2-0
GEORGETOWN	L	11-12
* at Princeton	W	6-1
* at Princeton	W	9-7
* at Harvard	L	1-2 (12)
* at Dartmouth	W	5-3
* at Dartmouth	W	9-7
UMBC	W	13-0

* ARMY	W	3-2
* ARMY	W	5-1
ARMY	W	16-0
* EIBL game		

1979 (22-9, 10-4)

Head Coach: Joe Duff
Captains: Steve Walton, Rocky Kropp

GETTYSBURG	W	9-3
ROCHESTER	W	3-2 (8)
ROCHESTER	W	2-0
BALTIMORE	W	16-2
GEORGE WASHINGTON	W	5-3
VCU	W	4-1
* DARTMOUTH	W	19-2
* HARVARD	L	2-8
* HARVARD	L	1-3
OSWEGO STATE	W	9-3
* at Brown	W	9-6 (8)
VILLANOVA	L	1-2
* PRINCETON	W	3-1
* PRINCETON	W	6-0
CATHOLIC	W	7-2
at Penn State	L	1-11
* COLUMBIA	L	3-5
* COLUMBIA	W	5-4
* PENN	L	2-9
at Maryland	W	13-9
TOWSON	L	4-6
* at Army	W	22-0
* at Cornell	W	3-1
* at Cornell	W	6-2
* at Yale	W	9-1
* at Yale	W	6-3
DELAWARE	W	1-0 (11)
GEORGE MASON	W	2-0
GEORGE MASON	W	2-1 (9)
^CONNECTICUT	L	4-5 (6)
^NEBRASKA	L	4-13
* EIBL game		
* NCAA Northeast Regional		

1980 (22-6, 9-5)

Head Coach: Joe Duff
Captain: Mike Mullikin

TOWSON	W	3-2
TOWSON	W	10-3
RICHMOND	W	6-2
DELAWARE STATE	W	9-1
GEORGE MASON	W	16-1
VILLANOVA	W	16-5
OSWEGO STATE	W	16-4
* at Princeton	L	0-1
* at Princeton	W	2-0
WILLIAM & MARY	W	7-0
* BROWN	W	15-10
* YALE	W	11-2
* YALE	L	4-5 (9)
GEORGE WASHINGTON	W	12-5
* at Dartmouth	W	6-2
* at Harvard	L	0-4
* at Harvard	W	5-3
CATHOLIC	W	3-1
* at Penn	W	19-3
* at Columbia	L	4-5
* at Columbia	W	11-7
* ARMY	L	2-4
* CORNELL	W	13-3
* CORNELL	W	5-0
GETTYSBURG	W	9-8 (10)
UMBC	L	6-8
BALTIMORE	W	2-1
BALTIMORE	W	2-1
* EIBL game		

1981 (24-7, 11-3)

Head Coach: Joe Duff
Captain: Jim Roberts

UMASS-DARTMOUTH	W	13-1
UMASS-DARTMOUTH	W	5-1
UMASS-DARTMOUTH	W	6-2
WILLIAM & MARY	W	7-1
DELAWARE STATE	W	23-2
OSWEGO STATE	W	22-1
at Penn State	W	8-4
at Penn State	W	9-7

GEORGE WASHINGTON	L	5-12
* HARVARD	W	14-7
* DARTMOUTH	W	3-2
* DARTMOUTH	W	12-2
at Delaware	L	8-12
* at Yale	W	8-3
* at Brown	L	3-5
* at Brown	W	6-5
VILLANOVA	W	9-2
* PRINCETON	W	5-3
* PRINCETON	W	13-5
TOWSON	W	7-3
CATHOLIC	W	8-7 (10)
SIENA	W	17-5
* COLUMBIA	W	7-6 (10)
* PENN	W	20-7
* PENN	W	3-2 (8)
at Maryland	L	5-13
* at Cornell	L	5-8
* at Army	L	2-4
* at Army	W	7-3
BALTIMORE	L	1-6
BALTIMORE	W	3-1
* EIBL game		

1982 (29-14-1, 13-4-1)

Head Coach: Joe Duff
Captain: Bob Adrion

at Nicholls State	L	4-9
at Nicholls State	W	3-0
at Southern Miss	L	2-5
at Southern Miss	L	6-7
at LSU	L	1-5
at LSU	L	3-7
at Tulane	L	3-11
at Tulane	L	2-11
TOWSON	W	14-10
TOWSON	W	13-7
RICHMOND	W	4-1
LEHIGH	W	9-1
MARYLAND	L	5-14
OSWEGO STATE	W	16-9
PENN STATE	W	8-1
PENN STATE	W	15-1
* at Columbia	L	0-6
* at Columbia	W	16-5
* at Penn	W	7-2
* at Penn	W	3-1
VILLANOVA	W	11-5
* YALE	W	9-7
* YALE	W	2-1
SIENA	W	10-7
* at Harvard	W	9-3
* at Harvard	L	5-6
* at Dartmouth	W	14-6
* at Dartmouth	T	7-7 (5)
at George Washington	W	8-4
* at Princeton	W	4-3
* at Princeton	W	10-4
* CORNELL	W	9-2
* CORNELL	W	4-0
* ARMY	L	6-7
* ARMY	L	5-17
GETTYSBURG	W	15-4
MERCHANT MARINE	W	15-0
MERCHANT MARINE	W	12-11
* BROWN	W	5-0
* BROWN	W	3-2
^vs. Delaware	L	3-4
^vs. Seton Hall	W	15-5
^vs. Delaware	W	3-1
* at Maine	L	3-4
* EIBL game		
* NCAA Northeast Regional		

1983 (31-10-1, 13-5)

Head Coach: Joe Duff
Captain: Tony Rodgers

at Southeastern Louisiana	W	17-7
at Southeastern Louisiana	W	5-1
at LSU	L	4-8
at Nicholls State	W	9-8 (9)
at Nicholls State	L	0-10 (5)
at Southern Miss	W	5-1
at Southern Miss	T	5-5 (7)
at Tulane	L	2-4

TOWSON	W	7-2
LEHIGH	W	7-1
OSWEGO STATE	W	20-1
at Penn State	L	4-5
at Penn State	W	16-4
at Maryland	W	14-3
at George Mason	W	12-3
* PENN	W	4-3
* PENN	W	6-4
* COLUMBIA	W	2-1
* COLUMBIA	W	3-2
AMERICAN	W	7-1
* at Brown	W	5-1
* at Brown	W	6-5
* at Yale	L	9-10
* at Yale	W	6-1
GEORGE WASHINGTON	W	17-6
* HARVARD	L	3-5
* DARTMOUTH	L	3-6
* DARTMOUTH	L	6-8
RICHMOND	W	8-6
GEORGETOWN	W	9-7
* PRINCETON	W	10-2
* PRINCETON	W	13-4 (6)
SIENA	W	9-8
* at Army	W	6-2
* at Army	W	12-0
MERCHANT MARINE	W	24-4
MERCHANT MARINE	W	21-3
GETTYSBURG	W	8-7
at Delaware	L	3-7
* at Cornell	W	9-6
* at Cornell	W	6-2
* vs. Harvard	L	1-10
* EIBL game		

1984 (15-15, 9-7)

Head Coach: Joe Duff
Captain: Mike Nichols

at St. Thomas (Fla.)	L	0-9
at St. Thomas (Fla.)	L	9-11
at Florida International	W	15-14 (12)
at Florida Atlantic	L	5-6
at Florida International	L	3-17
LEHIGH	L	4-7 (11)
OSWEGO STATE	W	11-10
PENN STATE	W	2-0
PENN STATE	W	6-2
* at Penn	W	5-4 (8)
* at Penn	L	4-5 (9)
* COLUMBIA	W	2-1
* COLUMBIA	L	11-12
* BROWN	L	0-2
* BROWN	W	9-6
* YALE	L	1-4
* YALE	W	9-4
at Georgetown	L	5-8
* at Harvard	L	5-6
* at Harvard	W	7-3
WESTMINSTER (PA.)	W	5-3
VILLANOVA	L	5-6
* at Princeton	L	4-9
* at Princeton	L	4-6
DELAWARE	L	6-16
* ARMY	W	8-7
* ARMY	W	13-3
* CORNELL	W	12-2
* CORNELL	W	10-3
GETTYSBURG	W	13-6
* EIBL game		

1985 (25-7-1, 14-4)

Head Coach: Joe Duff
Captain: Jon Mullican

at St. Thomas (Fla.)	W	4-1
at St. Thomas (Fla.)	L	4-5
vs. Creighton	W	13-1
vs. Creighton	L	4-6
VERMONT	W	9-4
AMERICAN	W	18-2
AMERICAN	T	9-9 (7)
TOWSON	W	18-1
at Delaware	W	13-2
OSWEGO STATE	W	12-3
* COLUMBIA	W	11-2
* COLUMBIA	W	5-4

Year-By-Year Results

* PENN	W	4-2
* PENN	L	12-16 (5)
VILLANOVA	W	17-6
* DARTMOUTH	W	10-0
* DARTMOUTH	W	4-2
* HARVARD	L	5-17
* HARVARD	W	13-3
GEORGE MASON	W	9-8
* at Yale	W	8-1
* at Yale	W	10-2
* at Brown	W	2-0
* at Brown	L	3-4 (8)
GEORGETOWN	L	9-10
* PRINCETON	W	2-1 (13)
* PRINCETON	L	4-8
at Maryland	W	18-17
* at Cornell	W	11-4
* at Cornell	W	6-4 (8)
* at Army	W	7-4
* at Army	W	5-3
GETTYSBURG	W	17-1
* EIBL game		

1986 (30-10, 15-3)

Head Coach: Joe Duff
Captain: Mike Leeney

at St. Thomas (Fla.)	W	12-2
at St. Thomas (Fla.)	L	8-19
vs. Creighton	L	4-8
vs. Creighton	L	6-9
TOWSON	W	15-2
GETTYSBURG	W	9-2
at George Mason	W	27-9
OSWEGO STATE	W	16-3
PENN STATE	W	2-1
PENN STATE	W	3-2
at American	W	6-2
at American	L	7-8
GEORGE WASHINGTON	W	11-3
LEHIGH	W	16-2
* at Columbia	W	8-2
* at Columbia	L	2-3
* at Army	L	1-2 (9)
* at Army	L	5-8
VILLANOVA	W	4-2
* YALE	W	9-3
* YALE	W	4-3
* BROWN	W	6-0
* BROWN	W	2-1
UMBC	L	9-16
* CORNELL	W	6-2
* CORNELL	W	4-0
* PRINCETON	W	2-0
* PRINCETON	W	4-3
* at Dartmouth	W	4-0
* at Dartmouth	W	5-0
* at Harvard	W	2-1
* at Harvard	W	11-1
* at Penn	W	2-0
* at Penn	W	5-2
MARYLAND	W	15-2
MARYLAND	W	4-1
MERCHANT MARINE	W	3-0
MERCHANT MARINE	W	7-0
^ vs. Georgia Tech	L	8-9 (14)
^ vs. Alabama	L	1-4
* EIBL game		
^ NCAA Atlantic Regional		

1987 (21-10, 13-3)

Head Coach: Joe Duff
Captain: Ted Wallace

at St. Thomas (Fla.)	L	1-6
vs. Creighton	L	3-14
vs. Creighton	L	1-4
at Towson	W	13-1
GETTYSBURG	W	2-0
GETTYSBURG	W	6-4
WEST CHESTER	L	4-6
at Georgetown	W	11-0
C.W. POST	L	2-3 (10)
at Penn State	L	1-7
at Penn State	W	7-6 (9)
LEHIGH	W	5-4
* COLUMBIA	W	6-1
* COLUMBIA	L	2-5

* ARMY	W	6-1
* ARMY	W	6-3
GEORGE WASHINGTON	W	4-1
* at Cornell	W	7-2
* at Cornell	L	2-5
* at Princeton	W	13-1
* at Princeton	W	3-1
at UMBC	L	2-6
* HARVARD	W	6-1
* HARVARD	L	2-3 (8)
* DARTMOUTH	W	4-2
* DARTMOUTH	W	6-2
GEORGE MASON	W	11-2
* PENN	W	1-0
* PENN	W	1-0 (8)
* at Brown	W	4-3 (8)
* at Brown	W	10-6
* EIBL game		

1988 (23-16, 12-6)

Head Coach: Joe Duff
Captain: Mike Schultz

vs. Mississippi	L	0-6
vs. Rhodes	W	3-1
at Mississippi	L	4-8
vs. Purdue	W	6-5 (8)
vs. Creighton	L	4-8
at Miami (Fla.)	L	2-9
at St. Thomas (Fla.)	L	1-6
at St. Thomas (Fla.)	W	4-2
at St. Thomas (Fla.)	L	0-4
at Georgetown	W	3-1
PENN STATE	W	8-1
PENN STATE	W	7-1
CATHOLIC	W	7-2
GETTYSBURG	W	4-1
* at Penn	W	5-4
* at Penn	L	1-2 (8)
GANNON	W	5-0
* at Army	W	2-1 (8)
* at Army	W	2-0
* at Columbia	W	1-0
* at Columbia	W	13-7
at Maryland	L	5-6
* BROWN	L	1-2
* BROWN	W	5-0
* YALE	W	5-1
* YALE	L	1-19
UMBC	W	8-5
* PRINCETON	W	3-0
* PRINCETON	W	1-0
* CORNELL	W	7-6
* CORNELL	L	6-8
at George Washington	L	1-2
* at Harvard	L	2-7
* at Harvard	L	2-3
* at Dartmouth	W	2-0
* at Dartmouth	W	27-11
at George Mason	L	2-3 (10)
TOWSON	W	4-3
TOWSON	L	3-7
* EIBL game		

1989 (18-14, 7-11)

Head Coach: Joe Duff
Captain: Chris Fatheree

at Memphis	L	1-4
vs. Rhodes	W	20-0
at St. Thomas (Fla.)	W	6-3
at Nova Southeastern	W	4-3
at St. Thomas (Fla.)	W	7-1
GEORGETOWN	W	12-6
GANNON	W	9-3
GETTYSBURG	W	7-1
GEORGE WASHINGTON	W	12-3
* ARMY	L	4-7
* ARMY	W	5-2
* COLUMBIA	W	6-1
* COLUMBIA	L	6-7 (8)
* at Brown	L	5-9
* at Brown	L	0-4
* at Yale	W	4-1
* at Yale	W	6-2
at UMBC	L	5-6
* at Cornell	L	3-4
* at Cornell	L	2-10

* at Princeton	L	0-2
* at Princeton	L	2-3 (8)
* HARVARD	L	2-6
* HARVARD	L	4-13
* DARTMOUTH	W	5-0
* DARTMOUTH	W	5-4
at Catholic	W	5-1
* PENN	L	1-5
* PENN	W	2-1
GEORGE MASON	W	9-8 (10)
MERCHANT MARINE	L	5-6
MERCHANT MARINE	W	14-0
* EIBL game		

1990 (16-20, 6-12)

Head Coach: Joe Duff
Captain: Tim Peifley

at Florida Tech	L	7-8
# vs. Air Force	L	1-9
# vs. Air Force	L	0-3
# vs. Rhodes	W	9-2
UMBC	W	9-6
vs. Purdue	W	10-5
at St. Thomas (Fla.)	L	2-4
at St. Thomas (Fla.)	W	8-6
at Nova Southeastern	L	3-10
at Florida Atlantic	L	4-11
GETTYSBURG	W	4-2
at Georgetown	L	3-6
PENN STATE	W	4-0
PENN STATE	W	6-5
at George Washington	L	6-7
* at Army	L	3-10
* at Army	L	0-8
* at Columbia	L	1-4
* at Columbia	W	9-7
* YALE	L	3-4
* YALE	W	11-10
* BROWN	L	5-6
* BROWN	W	5-4
at Towson	W	3-2
* CORNELL	W	6-5
* CORNELL	W	3-1
* PRINCETON	W	3-1
* PRINCETON	L	4-6
CATHOLIC	W	9-2
* at Dartmouth	L	3-4
* at Dartmouth	L	5-6
* at Harvard	L	1-3
* at Harvard	L	7-8
TEMPLE	W	3-2
* at Penn	L	2-3
* at Penn	L	0-2
* EIBL game		
* Service Academy Spring Classic		

1991 (18-15, 9-7)

Head Coach: Joe Duff
Captain: Sam Mowery

# vs. Air Force	L	0-6
# vs. Christian Brothers	W	7-5
# vs. Air Force	W	3-1
at UMBC	L	7-10
vs. Purdue	L	2-5
at Barry	L	5-8
vs. Wesleyan	W	7-6
at Barry	L	1-5
at St. Thomas (Fla.)	L	1-6
WIDENER	W	16-0
GANNON	W	14-0
GANNON	W	4-1
* YALE	W	9-8
* YALE	L	8-11
GETTYSBURG	W	14-0
* at Army	L	1-4
* at Army	L	5-6 (9)
* at Brown	W	14-12 (8)
* at Brown	W	22-12
GEORGE WASHINGTON	L	4-8
GEORGETOWN	L	9-11
* at Cornell	W	8-3
* at Cornell	W	1-0
* at Princeton	L	1-6
* at Princeton	L	6-9
* COLUMBIA	W	4-1
* COLUMBIA	W	7-5

* HARVARD	L	6-9
* HARVARD	L	5-12
at Catholic	W	6-1
* PENN	W	9-8
* PENN	W	12-3
GEORGE MASON	W	9-5
* EIBL game		
# Service Academy Spring Classic		

1992 (18-20, 6-8)

Head Coach: Joe Duff
Captain: Chris Lopez

# vs. Notre Dame	L	6-7
# vs. Memphis	L	2-5
at Rhodes	W	10-5
# vs. Army	W	3-2
# vs. Air Force	L	5-6 (9)
MOUNT ST. MARY'S	L	2-3
at Nicholls State	L	1-2
at Southern	W	6-2
at Loyola (La.)	W	17-6
at Southeastern Louisiana	L	1-15
at Xavier (La.)	L	1-2
COPPIN STATE	W	10-0
SETON HALL	L	2-3
GANNON	L	3-4
GANNON	W	6-1
LEHIGH	W	9-8
UMBC	L	3-9
* at Columbia	W	20-0
* at Columbia	L	8-14
* at Yale	W	3-1
* at Yale	L	2-7
* ARMY	L	2-6
* ARMY	L	7-9
* BROWN	W	3-2
* BROWN	W	7-4
TEMPLE	L	9-13
at Georgetown	W	7-6
* CORNELL	W	11-2
* CORNELL	L	1-9
* PRINCETON	W	4-3
* PRINCETON	L	4-8
at George Mason	L	6-14
GETTYSBURG	W	9-5
GEORGETOWN	W	13-4
TOWSON	W	5-1
MERCHANT MARINE	W	8-2 (5)
* at Penn	L	2-3 (8)
* at Penn	L	4-6
* EIBL game		
# Service Academy Spring Classic		

1993 (21-18, 11-9)

Head Coach: Joe Duff
Captain: Todd Butler

# vs. Air Force	L	7-8
# vs. Minnesota	W	6-5
# vs. Army	W	7-5
# vs. Memphis	W	7-2
at Radford	L	2-6
at Radford	L	2-6
* COLGATE	W	6-3
* at Bucknell	W	6-2
* at Bucknell	L	0-4
UMBC	L	6-7 (13)
* at Lafayette	W	5-2
* at Lafayette	W	24-3
* at Lehigh	L	8-9 (8)
* at Lehigh	L	2-3
GEORGETOWN	W	15-8
* BUCKNELL	L	5-10
* BUCKNELL	L	3-10
* at Army	L	1-2
* at Army	L	5-10
BOWIE STATE	W	7-1
at Towson	W	8-4
* HOLY CROSS	L	8-9
* HOLY CROSS	W	9-3
* FORDHAM	W	4-3
* FORDHAM	L	1-5
at Temple	L	6-12
* LEHIGH	W	5-4
* LEHIGH	W	2-1
* LAFAYETTE	W	11-1
* LAFAYETTE	W	7-1

* COLGATE	W	3-2
vs. Bowie State	W	11-0
CATHOLIC	W	14-0
^ at Fordham	W	11-1
^ at Fordham	L	5-8
^ at Fordham	L	2-6
\$ vs. St. Francis (N.Y.)	L	0-1 (10)
\$ vs. C.W. Post	W	9-5
\$ vs. Fairleigh Dickinson	L	7-13

* Patriot League game
Service Academy Spring Classic
^ Patriot League Tournament
\$ ECAC Tournament

1994 (24-18-1, 11-9)

Head Coach: Bob MacDonald
Captains: Marcus Lee, Andy Payne

at Duke	L	7-19
at Duke	W	9-5
# vs. Army	L	3-4
# vs. Memphis	L	3-9
# vs. Air Force	W	6-5
# vs. Army	W	3-2
at Cal State San Bernardino	W	10-2
vs. Penn	L	4-7
at Cal State San Bernardino	L	4-8 (10)
vs. St. Francis (N.Y.)	W	7-5
GEORGE WASHINGTON	W	10-9
FAIRFIELD	W	8-2
FAIRFIELD	W	5-3
ST. MARY'S (MD.)	W	15-5
CONNECTICUT	L	7-8
COPPIN STATE	W	14-8
* BUCKNELL	W	18-1
* BUCKNELL	W	5-4 (8)
* at Bucknell	W	7-3
* at Bucknell	W	20-5
* ARMY	W	6-1
* ARMY	L	4-10
Catholic	T	8-8 (10)
* LEHIGH	W	1-0
* LEHIGH	W	7-3
* LAFAYETTE	W	9-3
* LAFAYETTE	L	0-10
* at Holy Cross	L	1-3
* at Holy Cross	L	6-7
* at Fordham	L	2-3
* at Fordham	L	2-7
UMBC	L	5-11
GEORGETOWN	W	12-6
* at Lehigh	L	4-5
* at Lehigh	W	12-1
* at Lafayette	L	4-5 (9)
* at Lafayette	L	6-10
* at Colgate	W	13-7
* at Colgate	W	14-1
^ ARMY	W	8-4
^ ARMY	W	7-6
\$ at Wright State	L	2-19
\$ at Wright State	L	10-14
* Patriot League game		
# Service Academy Spring Classic		
^ Patriot League Tournament		
\$ NCAA Play-In Series		

1995 (34-20, 19-5)

Head Coach: Bob MacDonald
Captain: Steve Mauro

at Duke	L	3-12
# vs. Kentucky	L	2-3
# vs. Memphis	L	0-5
# vs. Army	W	5-4
# vs. Air Force	W	7-3
at The Citadel	W	4-1
at College of Charleston	L	0-3
at The Citadel	L	8-16
at Charleston Southern	W	11-3
at Charleston Southern	L	5-6 (10)
COPPIN STATE	W	9-2
UMES	W	10-4
^ at Louisville	L	1-7
^ vs. Kentucky	L	3-4
^ vs. Indiana	L	1-5
^ at Louisville	W	11-3
CONNECTICUT	L	5-10
* BUCKNELL	W	1-0

Year-By-Year Results

* BUCKNELL	W	6-2
* BUCKNELL	W	2-1
* BUCKNELL	W	8-3
at Towson	L	4-8
* at Lehigh	W	10-1
* at Lehigh	L	0-6
* at Lehigh	L	2-8
* at Lehigh	W	6-1
at Maryland	W	14-6
* FORDHAM	L	3-5
* FORDHAM	W	7-3
* FORDHAM	L	4-6
* FORDHAM	W	2-1
* LAFAYETTE	W	10-0
* LAFAYETTE	W	11-4
* LAFAYETTE	W	9-1
* LAFAYETTE	W	9-2
at UMBC	W	11-5
WEST CHESTER	W	1-0
WEST CHESTER	W	4-3
at West Chester	L	1-3
at West Chester	W	11-5
HOWARD	W	9-0 (f)
* at Holy Cross	W	15-1
* at Holy Cross	W	8-3
* at Holy Cross	W	6-3
* at Holy Cross	W	15-1
* at Army	W	7-4 (8)
* at Army	L	7-12
* at Army	W	8-7
* at Army	W	23-3
\$ at Delaware	L	1-7
\$ at Delaware	W	3-2
\$ at Delaware	W	6-2
! at Clemson	L	4-8
! vs. Alabama	L	0-6
* Patriot League game		
# Service Academy Spring Classic		
^ Big Four Classic		
\$ NCAA Play-In Series		
! NCAA Tournament		

1996 (24-28, 11-9)

Head Coach: Bob MacDonald		
Captain: Brian Bernth		
# vs. Notre Dame	L	0-1
# vs. Memphis	L	0-8
# vs. Army	L	6-8
# vs. Air Force	L	3-4
vs. Indiana State	W	3-2
vs. New Mexico State	L	8-12
vs. Indiana State	L	13-16
vs. New Mexico	L	5-17
at Washington	W	5-4
at Washington	L	2-14 (8)
vs. Washington State	L	9-14 (8)
vs. Lewis-Clark State	L	0-10
* at Army	W	17-1
MONMOUTH	L	3-5
MONMOUTH	L	2-8
MONMOUTH	W	5-2
MONMOUTH	L	1-3
CONNECTICUT	L	2-6
HARTFORD	W	13-6
DELAWARE STATE	W	11-3
DELAWARE STATE	W	18-3
UMES	W	16-2
GEORGE WASHINGTON	W	7-4
* HOLY CROSS	L	2-6
* HOLY CROSS	W	12-2
* HOLY CROSS	W	12-4
* HOLY CROSS	W	8-4
UMBC	L	10-13
* at Lafayette	L	5-7
* at Lafayette	L	4-5 (8)
* at Lafayette	L	4-5
* at Lafayette	W	10-3
CATHOLIC	W	21-1
* LEHIGH	W	5-0
* LEHIGH	L	5-9
* LEHIGH	L	0-2
* LEHIGH	W	14-3
at George Washington	L	2-4
* ARMY	W	13-4
* ARMY	W	7-6
* ARMY	W	4-3
* ARMY	L	8-12

TOWSON	W	4-3
TEMPLE	L	10-13
* at Bucknell	W	2-1
* at Bucknell	W	13-6
* at Bucknell	L	2-3
* at Bucknell	L	3-6
^ vs. Lehigh	W	10-0
^ at Bucknell	L	6-10
^ at Bucknell	W	8-5
^ at Bucknell	L	7-12
* Patriot League game		
# Service Academy Spring Classic		
^ Patriot League Tournament		

1997 (19-27, 12-6)

Head Coach: Bob MacDonald		
Captain: Matt Smith		
at Duke	L	5-7
at Duke	L	0-2
at Jacksonville	L	0-17
at Jacksonville	L	4-16
at Jacksonville	L	5-7
at Richmond	W	7-5
at Richmond	L	4-11
at Richmond	L	5-13
# at Arkansas	L	4-6
at UNC Wilmington	L	3-4
at N.C. State	L	1-8
at N.C. State	L	1-11
at N.C. State	L	3-4
at Georgetown	W	9-1
PROVIDENCE	L	0-1 (10)
PROVIDENCE	L	2-6
PROVIDENCE	W	3-2
PROVIDENCE	L	1-2 (8)
CONNECTICUT	W	6-4
PENN	L	2-9
PENN	L	2-7
WILLIAM PATERSON	L	1-2
WILLIAM PATERSON	W	8-2
GEORGE MASON	W	5-3
* at Holy Cross	L	3-7
* at Holy Cross	W	10-3
* at Holy Cross	W	7-0
GEORGE WASHINGTON	W	8-0
* LAFAYETTE	W	14-2
* LAFAYETTE	W	11-5
* LAFAYETTE	W	18-4
at Maryland	L	7-8
* at Lehigh	W	4-1
* at Lehigh	W	4-2
* at Lehigh	L	1-6
* at Lehigh	W	1-0 (8)
at UMBC	L	6-20
* at Army	L	1-3
* at Army	W	7-1
* at Army	L	8-9
* at Army	L	2-9
* BUCKNELL	W	4-1
* BUCKNELL	W	8-5
* BUCKNELL	W	2-1
* BUCKNELL	L	6-7 (9)
^ vs. Bucknell	L	4-9
* Patriot League game		
# Service Academy Spring Classic		
^ Patriot League Tournament		

1998 (26-17, 15-5)

Head Coach: Bob MacDonald		
Captain: Toph Lake		
! at UNC Wilmington	L	2-8
! vs. Richmond	L	11-18
! vs. James Madison	W	11-7
# vs. West Virginia	L	4-5
# vs. Army	W	2-1
# vs. Army	W	2-0
# vs. West Virginia	L	1-7
at Charleston Southern	L	0-1
at The Citadel	W	4-0
at The Citadel	W	5-4
at College of Charleston	W	6-5
at College of Charleston	L	6-9
TOWSON	L	0-5
at George Washington	L	1-3
* at Lafayette	W	30-2
* at Lafayette	L	4-6

* at Lafayette	W	18-4
* at Lafayette	W	9-4
UMBC	W	10-2
* LEHIGH	W	16-4
* LEHIGH	W	7-0
* LEHIGH	W	8-3
* LEHIGH	L	3-4
MARYLAND	L	6-13
* ARMY	W	19-7
* ARMY	W	16-3
* ARMY	W	7-2
* ARMY	W	9-8 (8)
UMES	W	24-3
* at Bucknell	W	4-3
* at Bucknell	W	8-4
* at Bucknell	L	6-7 (10)
* at Bucknell	L	3-4
at George Mason	L	8-11
* HOLY CROSS	W	19-5
* HOLY CROSS	L	8-11
* HOLY CROSS	W	10-3
* HOLY CROSS	W	10-1
^ BUCKNELL	W	11-3
^ BUCKNELL	W	8-6
\$ MONMOUTH	L	1-5
\$ MONMOUTH	W	11-4
\$ MONMOUTH	L	4-8
* Patriot League game		
! Ralston Purina Baseball Challenge		
# Service Academy Spring Classic		
^ Patriot League Tournament		
\$ NCAA Play-In Series		

1999 (27-22-1, 15-5)

Head Coach: Bob MacDonald		
Captain: Pat Klokow		
at Guilford	W	9-1
at Lynchburg	L	0-1
# vs. Connecticut	L	1-4
# vs. Army	W	7-4
# vs. Air Force	L	2-3
# vs. Memphis	L	2-12
! vs. Portland	L	3-11
! vs. North Carolina	L	3-11
! vs. New Mexico	T	9-9
! vs. Gonzaga	L	0-19
! vs. Seton Hall	W	7-4
! vs. Penn	W	16-1
GEORGE MASON	L	0-8
at Towson	L	1-12
DUQUESNE	W	7-4
DUQUESNE	L	9-10
GEORGE WASHINGTON	W	6-5
BROWN	L	3-5
BROWN	W	4-2
BROWN	L	4-8
at UMBC	L	0-3
* LAFAYETTE	W	25-0
* LAFAYETTE	W	8-0
* LAFAYETTE	W	8-7
* LAFAYETTE	W	7-2
CATHOLIC	W	6-4
* at Lehigh	L	3-4
* at Lehigh	W	11-3
* at Lehigh	W	5-1
* at Lehigh	W	7-1
at George Washington	W	17-12
* at Army	W	3-0
* at Army	W	6-2 (8)
* at Army	L	5-9
* at Army	W	10-1
* BUCKNELL	W	3-2
* BUCKNELL	L	3-8
* BUCKNELL	L	4-13
* BUCKNELL	W	4-2
TEMPLE	L	3-13
* at Holy Cross	W	7-5
* at Holy Cross	W	18-4
* at Holy Cross	W	5-4 (11)
* at Holy Cross	L	6-8
^ vs. Holy Cross	W	8-4
^ at Bucknell	W	10-7
^ at Bucknell	L	4-7
^ at Bucknell	W	13-9
\$ at Alabama	L	3-16
\$ vs. South Alabama	L	0-10
* Patriot League game		

Service Academy Spring Classic
! Pepsi Johnny Quik Classic
^ Patriot League Tournament
\$ NCAA Tournament

2000 (24-20-1, 14-6)

Head Coach: Bob MacDonald		
Captain: Tony Moore		
at Jacksonville	L	6-22
vs. Kentucky	L	2-11
at Jacksonville	L	5-6
# vs. Ohio State	W	4-3 (8)
# vs. Air Force	L	0-5
# vs. Army	W	9-0
at East Carolina	L	9-10
at East Carolina	L	6-7
at East Carolina	L	2-3
vs. Kent State	L	3-8
at The Citadel	L	0-3
at The Citadel	L	3-16
at Charleston Southern	W	3-2
at Charleston Southern	W	9-7
at Charleston Southern	T	3-3 (8)
COLUMBIA	W	9-4
COLUMBIA	W	8-6
COLUMBIA	W	5-2
COLUMBIA	W	10-4
GEORGETOWN	W	8-6
* LEHIGH	W	7-2
* LEHIGH	W	3-2
* LEHIGH	W	3-2
* LEHIGH	L	10-14
at George Washington	L	5-6
* ARMY	L	5-6
* ARMY	W	4-1
* ARMY	L	6-11
* ARMY	W	4-3 (8)
TOWSON	W	10-3
* at Bucknell	L	7-9
* at Bucknell	L	6-14
* at Bucknell	W	7-3 (9)
* at Bucknell	W	6-3
at George Mason	L	1-22
* HOLY CROSS	W	4-1
* HOLY CROSS	W	4-2
* HOLY CROSS	W	13-0
* HOLY CROSS	W	14-6
* at Lafayette	W	13-1
* at Lafayette	W	13-1
* at Lafayette	W	7-6
* at Lafayette	L	1-6
* at Bucknell	L	4-13
^ ARMY	L	7-8
* Patriot League game		
# Service Academy Spring Classic		
^ Patriot League Tournament		

2001 (21-25-1, 14-6)

Head Coach: Steve Whitmyer		
Captain: Scott Vane		
at Virginia	L	1-9
at Virginia	L	3-10
at Virginia	L	2-6
# vs. Air Force	L	2-4
# vs. Memphis	L	2-11
# vs. Army	W	7-4
# vs. Army	W	12-10
! at Fresno State	L	1-10
! vs. Notre Dame	T	4-4 (10)
! vs. New Mexico	L	3-9
! vs. Portland	L	5-10
! vs. Bucknell	L	9-12 (8)
! vs. New Mexico	L	2-4
GEORGE WASHINGTON	L	2-3
DUQUESNE	L	2-3
DUQUESNE	L	7-8
DUQUESNE	W	2-0
DUQUESNE	W	4-0
at UMBC	W	12-11
* at Lehigh	W	6-4
* at Lehigh	W	7-4 (11)
* at Lehigh	W	21-4
* at Lehigh	L	3-4
GEORGE MASON	L	4-8
* at Army	L	8-14
* at Army	L	2-3

* at Army	W	6-2
* at Army	W	3-1
at Towson	L	2-13 (7)
* BUCKNELL	W	10-6
* BUCKNELL	W	4-1
* BUCKNELL	W	5-1
* BUCKNELL	L	3-5 (8)
at George Washington	L	3-16
at Georgetown	L	2-3
at Georgetown	W	10-7
* at Holy Cross	W	17-2
* at Holy Cross	W	6-4
* at Holy Cross	W	6-5 (8)
* at Holy Cross	L	1-4
TEMPLE	W	6-4
* LAFAYETTE	L	3-7
* LAFAYETTE	W	8-4
* LAFAYETTE	W	4-3
* LAFAYETTE	W	4-3
^ BUCKNELL	L	4-6
^ BUCKNELL	L	2-6
* Patriot League game		
# Service Academy Spring Classic		
! Pepsi Johnny Quik Classic		
^ Patriot League Tournament		

2002 (23-25, 13-7)

Head Coach: Steve Whitmyer		
Captain: Dominic Nicolini		
at Duke	L	4-6
at Duke	W	8-4
at Duke	L	4-8
at Old Dominion	L	4-5
at Old Dominion	L	3-5
at Old Dominion	L	0-7
# vs. Villanova	W	6-5
# vs. Air Force	L	9-11
# vs. Memphis	W	11-7
# vs. Villanova	W	4-0
vs. Rhode Island	W	5-3
at North Florida	L	3-14
at Stetson	L	3-6
at Stetson	L	7-10
vs. Butler	L	1-5
BROWN	L	1-11
PENN STATE	L	1-12
PENN STATE	L	7-10
* ARMY	W	3-2 (8)
* ARMY	W	3-2
* ARMY	W	12-11
* ARMY	L	3-10
* at Bucknell	L	0-2
* at Bucknell	L	3-4 (8)
* at Bucknell	W	6-4 (8)
* at Bucknell	L	1-4
at UMBC	L	4-7 (8)
at Maryland	L	4-5
* HOLY CROSS	W	8-1
* HOLY CROSS	W	3-2
* HOLY CROSS	L	2-3 (10)
* HOLY CROSS	W	5-3
MARYLAND	L	4-8
* at Lafayette	W	4-0
* at Lafayette	W	3-0
* at Lafayette	W	6-3
* at Lafayette	L	3-8
UMBC	W	9-5
at George Mason	W	3-2
* LEHIGH	L	2-4
* LEHIGH	W	4-3
* LEHIGH	W	2-0
* LEHIGH	W	8-7 (10)
^ LEHIGH	W	5-3
^ LEHIGH	W	11-7
\$ vs. Richmond	L	5-15
\$ vs. George Washington	W	6-4
\$ at Wake Forest	L	1-13
* Patriot League game		
# Service Academy Spring Classic		
^ Patriot League Tournament		
\$ NCAA Tournament		

Year-By-Year Results

2003 (21-24, 12-8)

Head Coach: Steve Whitmyer
 Captain: Rich McDevitt

at College of Charleston	L	3-6
at College of Charleston	L	2-9
at College of Charleston	L	1-11
# vs. Arkansas	L	1-8
at Virginia	L	1-12
vs. Notre Dame	L	3-7
at North Florida	L	3-9
vs. Eastern Illinois	W	8-7 (8)
vs. Eastern Illinois	W	15-1
vs. Creighton	L	2-7
vs. Notre Dame	L	2-11
UMBC	W	9-1
CONNECTICUT	L	4-6
HARTFORD	W	11-5
HARTFORD	W	24-2
at Maryland	L	5-6
* at Army	W	2-0
* at Army	W	5-1
* at Army	L	5-6
* at Army	W	8-5
GEORGETOWN	W	7-6
* BUCKNELL	L	1-4
* BUCKNELL	L	2-3 (9)
* BUCKNELL	W	2-1
* BUCKNELL	L	0-2
* at Holy Cross	W	4-1
* at Holy Cross	W	11-4
* at Holy Cross	W	6-3
* at Holy Cross	L	5-6
at Temple	L	8-17
* LAFAYETTE	W	5-0
* LAFAYETTE	W	2-0
* LAFAYETTE	W	4-3
* LAFAYETTE	L	5-7
GEORGETOWN	W	10-9
* at Lehigh	L	3-4
* at Lehigh	W	7-1
* at Lehigh	L	1-7
* at Lehigh	W	3-1
MARYLAND	L	2-7
at UMBC	L	1-5
^ vs. Lehigh	W	6-3
^ at Bucknell	W	16-3
^ at Bucknell	L	4-10
^ at Bucknell	L	9-20

* Patriot League game
 # Service Academy Spring Classic
 ^ Patriot League Tournament

2004 (14-36, 7-13)

Head Coach: Steve Whitmyer
 Captain: Dean Farmer

at Duke	L	1-8
at Duke	L	3-15
at Old Dominion	L	0-7
at Old Dominion	W	4-2
at Old Dominion	L	6-8
at UMES	L	1-2
at UMES	L	2-3
# vs. Memphis	L	2-5
# vs. Air Force	L	0-7
# vs. Indiana	L	4-5 (11)
UMBC	W	5-4
PACE	L	1-2
PACE	W	5-2
PACE	W	3-1
UMES	W	9-3
DUKE	L	7-9
DUKE	L	7-10
at Point Loma Nazarene	L	3-6
at San Diego	L	0-14
at San Diego	L	1-8
at Georgetown	L	1-3
DELAWARE STATE	W	3-2
* at Bucknell	L	1-2
* at Bucknell	L	1-5
* at Bucknell	W	9-7
* at Bucknell	L	1-9
TEMPLE	L	9-15
GEORGE MASON	L	1-12
* HOLY CROSS	L	1-4
* HOLY CROSS	W	9-6
* HOLY CROSS	W	6-3

* HOLY CROSS	W	2-1
at George Washington	L	0-8
at Delaware State	L	7-11
* at Lafayette	W	10-9
* at Lafayette	L	6-18
* at Lafayette	L	3-10
* at Lafayette	L	2-4
COPPIN STATE	L	7-10
* LEHIGH	L	4-8
* LEHIGH	L	2-16
* LEHIGH	L	1-3
* LEHIGH	W	8-3
at UMBC	L	9-10
* ARMY	L	2-10
* ARMY	W	4-3
* ARMY	L	2-15
* ARMY	L	4-5 (11)
UMBC	W	6-2
at George Mason	L	11-12

* Patriot League game
 # Service Academy Spring Classic

2005 (12-33-1, 6-14)

Head Coach: Steve Whitmyer
 Captain: Trevor Thompson

at Savannah State	W	17-8
at Savannah State	L	7-15
vs. Villanova	T	10-10 (8)
vs. Virginia Tech	L	0-9
# vs. Missouri	L	2-25
# vs. Air Force	W	5-3
# vs. Indiana	W	6-5 (12)
at VMI	L	0-4
at VMI	L	5-18
at East Carolina	L	5-6
at East Carolina	L	4-17
at East Carolina	L	0-14
at Duke	L	3-5
BOSTON COLLEGE	L	1-13
BOSTON COLLEGE	L	3-9
BOSTON COLLEGE	L	0-16
BUFFALO	L	2-7
BUFFALO	L	0-2
BUFFALO	L	0-8
GEORGETOWN	W	3-0
UMBC	L	2-11
* BUCKNELL	W	11-0
* BUCKNELL	W	3-2
* BUCKNELL	L	1-8
* BUCKNELL	L	7-18
* at Holy Cross	L	1-4
* at Holy Cross	L	9-10
* at Holy Cross	L	0-1
* at Holy Cross	W	5-3
at UMBC	W	7-2
* LAFAYETTE	L	1-5
* LAFAYETTE	W	3-2
* LAFAYETTE	L	4-9
* LAFAYETTE	L	4-10
at George Mason	L	1-14
* at Lehigh	L	5-10
* at Lehigh	W	6-4
* at Lehigh	L	0-3
* at Lehigh	W	6-1
COPPIN STATE	L	5-8
at Georgetown	W	8-3
* at Army	L	0-3
* at Army	L	1-6
* at Army	L	5-11
* at Army	L	2-3
GEORGE MASON	L	2-4

* Patriot League game
 # Service Academy Spring Classic

2006 (32-21-1, 8-12)

Head Coach: Paul Kostacopoulos
 Captain: D.J. Faldowski

COPPIN STATE	W	8-2
COPPIN STATE	T	8-8 (11)
at Florida A&M	W	7-2
at Florida A&M	W	7-3
at Florida A&M	W	4-3
at Old Dominion	W	7-6
at Old Dominion	L	4-11
at Old Dominion	L	3-9
# vs. Indiana State	W	6-11

# vs. Air Force	W	11-6
# at Memphis	W	7-6
at Georgetown	L	5-8
CENTRAL CONN. ST.	W	4-3
CENTRAL CONN. ST.	W	5-2
CENTRAL CONN. ST.	L	9-12
UMBC	L	6-7
at UMES	W	14-0
at UMES	W	11-3
at UMES	W	11-7
MOUNT ST. MARY'S	W	5-1
MONMOUTH	W	4-3
MONMOUTH	W	5-4 (11)
MONMOUTH	L	6-7
GEORGETOWN	L	7-11
PRINCETON	W	2-1 (10)
PRINCETON	L	0-4
PRINCETON	W	3-2
at George Mason	W	11-9 (10)
* HOLY CROSS	W	10-1
* HOLY CROSS	W	4-2
* HOLY CROSS	W	2-1
* HOLY CROSS	W	7-5
* at Lafayette	W	4-0
* at Lafayette	L	0-5
* at Lafayette	L	4-6
* at Lafayette	W	7-2
at UMBC	W	5-1
* LEHIGH	L	2-3 (8)
* LEHIGH	L	2-6
* LEHIGH	L	3-7
* LEHIGH	L	4-13
GEORGE MASON	W	6-5
DELAWARE STATE	W	15-7
* vs. Army	L	0-4
* vs. Army	W	2-0
* ARMY	L	1-4
* ARMY	L	1-6
at Coppin State	L	7-8
* at Bucknell	L	0-3
* at Bucknell	L	8-10
* at Bucknell	L	6-8
* at Bucknell	W	13-12
COPPIN STATE	W	2-0
COPPIN STATE	W	11-3

* Patriot League game
 # Service Academy Spring Classic

2007 (35-20, 12-8)

Head Coach: Paul Kostacopoulos
 Captain: Michael Garcia

at Florida A&M	W	12-3
at Florida A&M	L	5-6
at Florida A&M	W	5-1
IONA	W	7-1
IONA	W	4-2
IONA	W	5-4
DELAWARE STATE	W	7-4
# vs. Air Force	W	7-1
# vs. Air Force	W	7-5
# vs. Missouri	L	0-5
GEORGETOWN	W	2-1
CENTRAL CONN. ST.	L	1-9
CENTRAL CONN. ST.	L	2-5
CENTRAL CONN. ST.	W	1-0
MONMOUTH	W	2-1
MONMOUTH	L	2-5
MONMOUTH	W	2-1
BUFFALO	W	7-0
MOUNT ST. MARY'S	L	3-18
BUFFALO	W	9-7
DUQUESNE	W	6-1
DUQUESNE	L	0-16
at George Mason	L	10-12
YALE	W	4-3
YALE	L	1-2
YALE	W	6-5 (11)
at Mount St. Mary's	W	16-3
* at Holy Cross	W	7-6
* at Holy Cross	W	12-8
* at Holy Cross	W	8-1
* at Holy Cross	W	11-7
* LAFAYETTE	L	2-3 (8)
* LAFAYETTE	L	0-5
* LAFAYETTE	L	3-6
* LAFAYETTE	W	4-3
at Coppin State	W	15-2 (7)

* at Lehigh	W	6-1
* at Lehigh	W	13-10
* LEHIGH	W	7-2
* LEHIGH	W	8-3
at Georgetown	L	3-6
GEORGE MASON	W	6-2
* at Army	L	3-4 (8)
* at Army	W	6-4
* at Army	L	0-1 (9)
* at Army	L	3-11
at Delaware State	L	3-4 (10)
* BUCKNELL	L	0-7
* BUCKNELL	W	7-1
* BUCKNELL	L	0-11
* BUCKNELL	W	7-6
UMES	W	3-0
UMES	W	1-0
UMES	W	10-4
^ vs. Army	L	3-5

* Patriot League game
 # Service Academy Spring Classic
 ^ Patriot League Tournament

2008 (32-25-1, 11-9)

Head Coach: Paul Kostacopoulos
 Captain: Thomas Hamilton

# vs. Air Force	W	6-5
# vs. Air Force	W	16-5
# vs. Arkansas State	L	1-8
* at Lehigh	L	0-1
DARTMOUTH	W	12-5
DARTMOUTH	L	3-4 (10)
UMBC	L	6-18
RHODE ISLAND	W	6-4
CENTRAL CONN. ST.	L	3-5
IONA	W	5-0
IONA	W	11-5
at Virginia	L	5-11
at UMES	W	20-6
MONMOUTH	W	6-3
MAINE	W	5-4
DUQUESNE	L	4-11
BELMONT ABBEY	W	11-9
PRINCETON	W	6-3
PRINCETON	W	2-1 (8)
PRINCETON	L	4-20
PRINCETON	W	3-2
TOWSON	W	8-7
* at Lafayette	L	1-2 (8)
* at Lafayette	W	3-2
* at Lafayette	W	13-5
* at Lafayette	W	6-5 (13)
at Maryland	L	6-13
* LEHIGH	W	5-2
* LEHIGH	W	4-1
* at Lehigh	W	4-2
* at Lehigh	L	5-6
at UMBC	L	7-8
GEORGETOWN	L	0-6
* ARMY	L	3-14
* ARMY	L	1-2 (8)
* ARMY	L	2-10
* ARMY	L	4-7
COPPIN STATE	W	16-6
at Georgetown	L	2-6
* at Bucknell	W	4-0
* at Bucknell	W	16-6
* at Bucknell	L	2-8
* at Bucknell	L	4-5
UMES	W	5-1
at Coppin State	W	13-3
* HOLY CROSS	W	6-5 (9)
* HOLY CROSS	W	9-3
* HOLY CROSS	L	5-11
* HOLY CROSS	W	2-1
at Delaware State	W	17-5
NEW YORK TECH	T	9-9
NEW YORK TECH	L	2-4
NEW YORK TECH	W	2-0
^ HOLY CROSS	L	0-6
^ HOLY CROSS	W	12-1
^ HOLY CROSS	W	9-5
% BUCKNELL	L	6-7
% BUCKNELL	L	7-8

* Patriot League game
 # Service Academy Spring Classic
 ^ Patriot League Semifinal Series

% Patriot League Championship Series

2009 (20-26-1, 8-12)

Head Coach: Paul Kostacopoulos
 Captain: JD Melton

# vs. Air Force	L	0-2
# vs. Pittsburgh	W	3-1
DELAWARE STATE	T	5-5 (11)
CORNELL	L	0-7
CORNELL	L	4-5
IONA	W	7-4
CENTRAL CONN. ST.	L	6-9
CENTRAL CONN. ST.	W	14-7
IONA	W	15-3
at Virginia	L	1-17
MONMOUTH	L	5-7 (11)
UMASS	W	6-5 (10)
MONMOUTH	L	5-11
at Georgetown	L	2-3 (10)
at Mount St. Mary's	L	7-10
PRINCETON	W	11-3
PRINCETON	L	0-4
PRINCETON	L	6-8
PRINCETON	L	2-5
GEORGETOWN	L	6-10
* LAFAYETTE	W	5-4
* LAFAYETTE	L	1-2
* LAFAYETTE	W	2-1 (8)
* LAFAYETTE	W	13-4
MARYLAND	L	3-7
* at Lehigh	W	3-1
* at Lehigh	W	4-3
* at Lehigh	L	5-6
* at Lehigh	L	0-6
at UMBC	W	10-1
* at Army	L	6-9
* at Army	L	0-6
* at Army	L	5-11
* at Army	W	12-10
at Towson	W	9-3
* BUCKNELL	L	2-8
* BUCKNELL	W	16-8
* BUCKNELL	L	4-6
* BUCKNELL	L	4-9
UMES	W	10-6
at UMES	W	10-7
* at Holy Cross	L	8-13
* at Holy Cross	W	12-11
* at Holy Cross	L	5-9
* at Holy Cross	L	2-9
at Delaware State	W	8-4
NEW YORK TECH	W	12-5

* Patriot League game
 # Service Academy Spring Classic

2010 (30-21, 7-13)

Head Coach: Paul Kostacopoulos
 Captain: Steven Soares

# vs. Delaware State	W	13-3
# vs. Iona	W	7-2
# at N.C. Central	W	9-2
MD EASTERN SHORE	W	12-10
vs. Air Force	W	17-5
vs. Air Force	L	4-12
vs. Air Force	W	10-9 (11)
COPPIN STATE	W	13-5
CENTRAL CONN STATE	W	12-9
CENTRAL CONN STATE	W	14-8
CENTRAL CONN STATE	W	5-4 (11)
MOUNT ST. MARY'S	L	3-6
MONMOUTH	L	1-3
IONA	W	8-5
IONA	W	5-2
IONA	W	6-2
PRINCETON	L	2-6
PRINCETON	W	5-3
PRINCETON	W	10-4
PRINCETON	L	3-4
at Georgetown	L	2-5
UMBC	W	1-0
UMBC	L	1-2
UMBC	W	4-3
at Maryland	L	1-5
* LEHIGH	L	2-4
* LEHIGH	W	9-7
* LEHIGH	L	2-5

Year-By-Year Results

* LEHIGH	W	7-0
GEORGE WASHINGTON	W	9-6
* ARMY	L	6-8
* ARMY	L	3-11
* ARMY	W	4-2
* ARMY	L	2-5
at MD Eastern Shore	W	11-3
* at Bucknell	L	4-5
* at Bucknell	W	11-8
* at Bucknell	L	0-1
* at Bucknell	L	4-7
TOWSON	W	11-4
* HOLY CROSS	W	4-3
* HOLY CROSS	W	9-0
* HOLY CROSS	L	3-8
* HOLY CROSS	L	1-6
at Coppin State	W	12-7
* at Lafayette	L	5-7
* at Lafayette	L	8-10
* at Lafayette	L	6-7
* at Lafayette	W	20-5
at Delaware State	W	4-3
DELAWARE STATE	W	3-0
* Patriot League game		
# Eagle Baseball Classic		

2011 (33-25-1, 12-8)

Head Coach: Paul Kostacopoulos		
Captain: Jeff Bland		
at Presbyterian	L	5-12
at Presbyterian	L	5-12
at Presbyterian	L	7-10
at Maryland	L	3-8
# vs. Air Force	L	2-8
# vs. Air Force	W	6-4
# vs. Air Force	W	13-3
COPPIN STATE	L	11-13
UMBC	W	4-3
CENTRAL CONN STATE	W	3-2
CENTRAL CONN STATE	W	9-3
COPPIN STATE	W	4-3 (12)
at Towson	T	8-8 (10)
vs. Central Michigan	L	8-9
vs. Massachusetts	W	7-3
vs. Chicago State	W	17-14
vs. Jacksonville State	W	8-5
YALE	L	0-1
YALE	W	15-7
YALE	L	4-6
YALE	W	11-4
PRINCETON	W	7-2
PRINCETON	W	8-7
PRINCETON	W	4-3
PRINCETON	L	8-12
* at Lehigh	L	2-6
* at Lehigh	W	9-5
* at Lehigh	W	9-4
* at Lehigh	W	12-2
GEORGETOWN	W	9-2
* at Army	L	0-3
* at Army	W	4-3
* at Army	W	3-2
* at Army	L	5-6 (10)
at George Mason	L	6-13
* BUCKNELL	L	1-2
* BUCKNELL	W	5-2
* BUCKNELL	W	6-5 (8)
* BUCKNELL	L	7-15
MD EASTERN SHORE	W	10-3
* at Holy Cross	L	6-8
* at Holy Cross	W	10-8
* at Holy Cross	W	11-2
* at Holy Cross	W	5-2
at Georgetown	L	2-17
* LAFAYETTE	W	4-2
* LAFAYETTE	L	8-9
* LAFAYETTE	L	3-4
* LAFAYETTE	W	4-2
at MD Eastern Shore	W	14-3
DELAWARE STATE	L	1-14
% BUCKNELL	L	0-1 (16)
% BUCKNELL	W	6-1
% BUCKNELL	W	6-0
% ARMY	W	4-3
% ARMY	L	3-6
% ARMY	W	5-3
\$ at Virginia	L	0-6

\$ vs. East Carolina	L	1-6
* Patriot League game		
# Freedom Classic, Kinston, N.C.		
% Patriot League Tournament		
\$ NCAA Charlottesville Regional, Charlottesville, Va.		

2012 (23-29, 9-11)

Head Coach: Paul Kostacopoulos		
Captain: Alex Azor		
at North Carolina A&T	W	3-1
at North Carolina A&T	L	2-7
at North Carolina A&T	W	11-4
MD EASTERN SHORE	W	21-1
# vs. Air Force	L	7-8 (10)
# vs. Air Force	L	4-10
# vs. Air Force	W	7-4
CENTRAL CONN STATE	W	4-3
CENTRAL CONN STATE	L	2-3
TOWSON	L	2-9
No. 25 MARYLAND	L	2-4
at UMBC	L	6-15
UMBC	W	15-2
UMBC	W	6-1
vs. Eastern Illinois	W	9-6
vs. Bradley	L	2-3 (10)
vs. Illinois State	L	5-6
vs. Northwestern	W	6-5
MOUNT ST. MARY'S	L	6-10
PRINCETON	L	6-10
PRINCETON	L	2-4 (8)
PRINCETON	W	7-5
at Georgetown	W	6-3
* ARMY	L	0-2
* ARMY	L	2-6
* ARMY	L	5-9 (9)
* ARMY	L	2-7
COPPIN STATE	W	5-0
* at Bucknell	L	2-3 (10)
* at Bucknell	W	3-2
* at Bucknell	W	3-2
* at Bucknell	L	3-10
GEORGE MASON	L	6-8
* HOLY CROSS	L	4-8
* HOLY CROSS	L	3-6
* HOLY CROSS	W	8-2
* HOLY CROSS	L	3-15
at Maryland-Eastern Shore	W	10-0
DELAWARE STATE	L	1-4
* at Lafayette	W	13-3
* at Lafayette	W	21-3
* at Lafayette	W	10-2
* at Lafayette	W	4-1
at George Washington	L	9-10 (10)
* LEHIGH	L	1-4
* LEHIGH	L	2-3
* LEHIGH	W	5-1
* LEHIGH	W	2-1
COPPIN STATE	W	17-12
at Delaware State	L	4-6
% at Holy Cross	L	0-1
% at Holy Cross	L	2-4 (10)
* Patriot League game		
# Freedom Classic, Kinston, N.C.		
% Patriot League Tournament		

2013 (28-23, 13-7)

Head Coach: Paul Kostacopoulos		
Captain: Joel Rinehart		
at Norfolk State	W	4-3
at Norfolk State	L	6-7
at Norfolk State	W	13-1
COPPIN STATE	L	8-10
# Air Force	W	3-1
# Air Force	L	7-8
# Air Force	W	3-2
# Air Force	L	3-13
CENTRAL CONN.	L	1-7
CENTRAL CONN.	W	3-2
CENTRAL CONN.	L	2-4
CENTRAL CONN.	L	4-6
vs. LIU-Brooklyn	W	12-0
vs. North Dakota State	L	1-5
vs. Valparaiso	L	1-7
vs. No. 24 Indiana	L	0-4
vs. Miami (Ohio)	L	0-6
vs. Yale	W	6-5

DELAWARE STATE	W	12-10
PRINCETON	W	8-2
PRINCETON	W	2-1
PRINCETON	L	4-10
PRINCETON	W	5-4 (11)
MD-EASTERN SHORE	W	9-4
* at Army	W	7-1
* at Army	W	4-2
* at Army	W	15-4
* at Army	L	7-14
at Towson	W	5-3
* BUCKNELL	W	2-1 (11)
* BUCKNELL	L	4-8
* BUCKNELL	L	1-3
* BUCKNELL	L	10-16
at Coppin State	L	6-7
* at Holy Cross	L	0-3
* at Holy Cross	L	9-10
* at Holy Cross	W	5-1
* at Holy Cross	W	7-1
at MD-Eastern Shore	W	13-2
* LAFAYETTE	W	4-3 (10)
* LAFAYETTE	L	6-7 (10)
* LAFAYETTE	W	1-0 (10)
* LAFAYETTE	W	7-2
at Delaware State	W	7-2
* at Lehigh	W	5-3
* at Lehigh	W	6-1
* at Lehigh	W	4-2
* at Lehigh	W	12-5
GEORGE WASHINGTON	L	2-5
% ARMY	L	2-4
% ARMY	L	3-7
* Patriot League game		
# Freedom Classic, Kinston, N.C.		
% Patriot League Tournament		

2014 (23-28, 9-11)

Head Coach: Paul Kostacopoulos		
Captain: Kash Manzelli		
at Florida A&M	W	2-0
at Florida A&M	L	2-3 (10)
at Florida A&M	L	3-7
# Air Force	W	3-0
# Air Force	L	0-2
# Air Force	L	1-9
CORNELL	W	4-2
CORNELL	L	2-3
CORNELL	L	2-4 (11)
PENN	W	2-1
MONMOUTH	W	4-3
TOWSON	L	2-3
WASHINGTON COLLEGE	W	9-3
UMBC	L	3-8
QUINNIPIAC	W	15-0
QUINNIPIAC	W	3-2
QUINNIPIAC	L	3-4
QUINNIPIAC	W	8-4
DELAWARE STATE	W	12-1
PRINCETON	L	0-1
PRINCETON	W	9-4
PRINCETON	W	8-2
PRINCETON	L	2-4
at UMBC	W	9-7
* at Bucknell	L	1-2
* at Bucknell	L	1-4
* at Bucknell	L	0-1
* at Bucknell	L	2-5
COPPIN STATE	W	6-5
* HOLY CROSS	L	1-6
* HOLY CROSS	W	13-2
* HOLY CROSS	W	3-1
* HOLY CROSS	L	3-6
MD-EASTERN SHORE	L	4-10
at MD-Eastern Shore	L	7-8
* at Lafayette	W	6-0
* at Lafayette	L	4-5
* at Lafayette	W	9-8
* at Lafayette	L	7-9
at Maryland	L	4-11
* LEHIGH	W	3-2 (9)
* LEHIGH	W	7-2
* LEHIGH	W	2-1
* LEHIGH	W	4-1
at Delaware State	L	8-13
* ARMY	W	4-0
* ARMY	L	1-2

* ARMY	L	0-1
* ARMY	L	4-5
% at Bucknell	L	5-16
% at Bucknell	L	4-8
* Patriot League game		
# Freedom Classic, Kinston, N.C.		
% Patriot League Tournament		

2015 (37-20, 13-7)

Head Coach: Paul Kostacopoulos		
Captain: Anthony Parenti		
at North Carolina A&T	W	8-1
at North Carolina A&T	W	11-6
at North Carolina A&T	L	9-10
! MD-Eastern Shore	L	0-3 (10)
! MD-Eastern Shore	W	5-0
! MD-Eastern Shore	W	11-5
COPPIN STATE	W	20-1
# Air Force	L	1-2
# Air Force	W	5-3
# Air Force	L	2-6
DELAWARE STATE	W	10-3
IONA	W	2-1
IONA	W	7-1
DELAWARE STATE	W	13-2
TOWSON	W	3-2
NYIT	W	4-2
NYIT	W	1-0
NYIT	L	4-7
NYIT	W	15-4
GEORGETOWN	L	1-8
PRINCETON	L	3-4
PRINCETON	W	4-2
PRINCETON	W	3-1
PRINCETON	L	2-3
at UMBC	L	0-2
* BUCKNELL	W	4-2
* BUCKNELL	W	7-1
* BUCKNELL	W	2-1 (10)
* BUCKNELL	W	6-5 (14)
COPPIN STATE	W	12-7
* at Holy Cross	W	1-0 (8)
* at Holy Cross	L	2-3
* at Holy Cross	L	1-9
* at Holy Cross	L	1-5
at MD-Eastern Shore	W	3-2 (10)
* LAFAYETTE	W	2-1 (8)
* LAFAYETTE	L	8-11
* LAFAYETTE	W	3-2 (12)
* LAFAYETTE	W	8-6
at Delaware State	W	15-7
* at Lehigh	W	4-0
* at Lehigh	W	21-1
* at Lehigh	L	2-3
* at Lehigh	L	4-5
UMBC	L	1-9
* at Army	W	2-1
* at Army	W	5-3
* at Army	W	3-0
* at Army	L	2-3
at Georgetown	W	8-5
CHESTNUT HILL COL.	W	6-2
% LAFAYETTE	L	8-10
% LAFAYETTE	W	12-0
% LAFAYETTE	W	8-0
% LEHIGH	L	3-7
% LEHIGH	W	9-8 (11)
% LEHIGH	L	3-4 (10)
* Patriot League game		
! Kinston High School, Kinston, N.C.		
# Freedom Classic, Kinston, N.C.		
% Patriot League Tournament		

Navy's MLB Draft Picks & National Award Winners

MLB First-Year Player Draft Picks

2003 Matt Foster - P (13th round, Toronto)
 2007 Mitch Harris - P (24th round, Atlanta)
 2007 Jonathan Johnston - C (42nd round, Oakland)
 2008 Mitch Harris - P (13th round, St. Louis)
 2008 Oliver Drake - P (43rd round, Baltimore)
 2012 Alex Azor - OF (10th round, Toronto)
 2012 Preston Gainey - P (11th round, Milwaukee)
 2015 Stephen Moore - P (10th round, Atlanta)

Players Reaching the Major Leagues

1921 Nemo Gaines - LHP
 (Washington Senators, Debut: June 26, 1921)
 2015 Mitch Harris - RHP
 (St. Louis Cardinals, Debut: April 25, 2015)

All-Americans (Team)

1960 Fred Marsh - OF (2nd)
 1961 Chuck Davis - P (2nd)
 1980 Rich Seiler - 2B (3rd)
 1986 Drew Tanner - P (2nd)
 1993 Todd Butler - SS (3rd)
 1994 Marcus Lee - 1B (HM)
 2006 Mitch Harris - P (3rd)
 2007 Mitch Harris - UT (3rd)
 2015 Luke Gillingham - P (2nd) - Louisville Slugger
 Luke Gillingham - P (2nd) - NCBWA
 Sean Trent - OF (3rd) - NCBWA

Preseason All-Americans (Team)

1995 Steve Mauro - OF, Toby Moore - P
 2007 Mitch Harris - P (3rd)
 2016 Luke Gillingham - P (2nd)

Freshman All-Americans (Team)

1998 Dave Self - SP
 2000 Jake Miller - SS
 2002 Pete Curnow - OF (HM)
 2007 Drew Lydon - 3B
 2008 Mike Guadagnini - 2B (HM)
 2010 Ben Nelson - SP

ABCA All-Region (Team)

1995 Toby Moore - P (2nd)
 1996 Tom McLemore - P (1st)
 1998 Todd Benke - SS (1st)
 1998 Mark Zematis - DH (2nd)
 1999 Shane Groover - P (2nd)
 2006 Mitch Harris - P (1st)
 2007 Mitch Harris - P (2nd)
 2008 Thomas Hamilton - 1B (2nd)
 Michael Speciale - OF (2nd)
 2015 Luke Gillingham - P (1st)
 Sean Trent - OF (1st)

Golden Spikes Award Semifinalist Watch List (National Player of the Year)

2015 Luke Gillingham

Dick Howser Trophy Semifinalist Watch List (National Player of the Year)

2015 Luke Gillingham

Brooks Wallace Award Watch List (National Player of the Year)

2007 Mitch Harris
 2008 Mitch Harris
 2009 Michael Speciale

National Pitcher of the Year Watch List (National College Baseball Hall of Fame Award)

2015 Luke Gillingham
 Jett Meenach

Roger Clemens Award Watch List (National Pitcher of the Year)

2006 Mitch Harris
 2007 Mitch Harris

NCBWA Stopper-of-the-Year Watch List

2007 JD Melton
 2008 JD Melton
 2012 Joel Rinehart
 2013 Joel Rinehart



Stephen Moore Draft By Atlanta In 10th Round

Navy senior pitcher Stephen Moore was selected on June 9 in the 10th Round of the 2015 Major League Baseball First-Year Player Draft by the Atlanta Braves. Moore was selected number 300 overall and was the first Mid taken in the annual draft since 2012 when Alex Azor and Preston Gainey were selected by the Toronto Blue Jays and Milwaukee Brewers, respectively.

"I can't explain what I'm feeling right now," exclaimed an overjoyed Moore. "To just be considered for the draft is such a great feeling and to then be drafted by my hometown team that I grew up watching and rooting for is beyond surreal. Having the opportunity to play professional baseball for the Atlanta Braves is so exciting."

A leader on the Navy pitching staff for the majority of his career, Moore completed his four years in Annapolis as one of the program's most durable and best control pitchers. The Marietta, Georgia native hurled 269.2 innings over 56 appearances and allowed just 50 walks for a 1.67 average of free passes per nine innings that ranks second lowest all-time at Navy. Moore's inning total is seventh-best in the program record books.

After going 7-3 with a 2.59 ERA over 87.0 innings this past spring, he completed his career with a 14-16 record and 2.90 ERA with 199 strikeouts and a .238 opponents' batting average. A 2013 All-Patriot League First Team member, Moore graduated in May with a degree in international relations and has selected a service assignment as a Naval Flight Officer.

"We are very happy and excited for Steve," remarked Navy head coach Paul Kostacopoulos. "It's a great achievement for any player whenever they're selected by a professional organization. Steve definitely deserves this honor and it is a tremendous way to cap four great years at Navy."

As the 300th overall pick, Moore marks the highest selection of a Mid in the MLB Draft surpassing the 325th pick of Azor in 2012.

Mitch Harris Debuts With St. Louis Cardinals

THE CALL UP

On Monday, April 21, 2015, Mitch Harris, United States Naval Academy graduate of 2008, received the word that he would be called up to join the St. Louis Cardinals' major league baseball organization. Harris took the roster spot of Peter Bourjos, who was placed on the paternity leave list. The Cardinals began a three-game road series at the Washington Nationals on Tuesday, April 22.

After spending nearly the entire exhibition season with St. Louis on their Spring Training roster, Harris was sent to the club's Triple-A organization, the Memphis Redbirds in late March. He appeared in four games in relief for the Redbirds and earned saves over the Iowa Cubs and Omaha Storm Chasers in early season action.

During his time at Navy, Harris was a top two-way talent as he compiled a career record of 20-13 with a 2.51 ERA and 291 strikeouts over 222.1 innings pitched between 2005 and 2008. As a field player, he hit .295 with 105 runs scored, 16 home runs and 112 RBI. His strikeout total is second best all-time at Navy, while his win total is eighth. Offensively, his runs, home runs and RBI number all place him amongst the top-20. A two-time All-American, Harris was a member of the All-American Third Team in 2006 before earning a spot on the honorable mention list in 2007.

After graduating the Academy in 2008, Harris was drafted by the Cardinals in the 13th round of that year's Major League Baseball draft, but his service to the United States called and he was commissioned into the United States Navy for the next five years. In 2013 with his active military obligations fulfilled, he rejoined the Cardinals organization, which had held out his playing rights for five years. In two seasons in the minor leagues, Harris had appeared in 66 games and posted a 2.77 ERA with a 6-3 record and 76 strikeouts over 94.1 innings pitched.

THE DEBUT

MILWAUKEE – As he sat on the bullpen bench watching Adam Wainwright get helped off the field, Mitch Harris received the summons he's been waiting on for so long. He called the circumstances "bittersweet," but with his debut on Saturday, Harris became the first graduate of the United States Naval Academy since Nemo Gaines in 1921 to appear in a Major League game.

Harris, who was called up on Tuesday, threw 1 1/3 scoreless innings in the Cardinals' 5-3 win over Milwaukee. He struck out the first batter he faced, Adam Lind, and will go home with the ball he threw past the Brewers cleanup hitter.

"When the phone call came in, obviously it hit me that this is finally happening," said Harris, a former lieutenant in the Navy. "But once I hit the field, it's just like every other day. It's the same game, the same things happening. I think once the warm-ups were finished I really felt, 'OK, now I'm ready.'"

It took Harris nearly seven years to reach a Major League mound after being a 13th-round First Year Player Draft pick by the Cardinals. In between, he met his five-year service requirement in the Navy, during which he spent time in the Persian Gulf and South America. Two of his shipmates from the USS Ponce, the first of two ships Harris sailed on, were, along with Harris' fiancée, in attendance at Miller Park.

After striking out Lind, Harris allowed a pair of hits and two walks before being relieved by Matt Belisle. Belisle stranded Harris' two runners with key sixth-inning strikeouts to preserve what was then a two-run lead.

"He did a real nice job," manager Mike Matheny said of Harris. "He came in and did exactly what we hoped he would do. We just made the best of a bad situation."

By Jenifer Langosch / MLB.com



All-Time League & Academic Honors

League Pitcher of the Year

1982 Bob Adrion (EIBL)
 1986 Drew Tanner (EIBL)
 1995 Toby Moore (Patriot League)
 1997 Kevin Carlson (Patriot League)
 1998 Shane Groover (co) (Patriot League)
 1999 Shane Groover (Patriot League)
 2000 Shane Groover (Patriot League)
 2006 Mitch Harris (Patriot League)
 2014 Anthony Parenti (Patriot League)
 2015 Luke Gillingham (Patriot League)

Patriot League Player of the Year

1993 Marcus Lee
 1994 Marcus Lee
 1995 Brian Bernth
 1998 Toph Lake
 2014 Kash Manzelli
 2015 Sean Trent



Two-Time Patriot League Player of the Year Marcus Lee

Patriot League Coach of the Year

1993 Joe Duff (co)
 1995 Bob MacDonald
 1998 Bob MacDonald
 2000 Bob MacDonald
 2002 Steve Whitmyer
 2011 Paul Kostacopoulos
 2015 Paul Kostacopoulos

Patriot League Tournament MVP

1994 Steve Mauro
 1998 Luke Braham
 1999 Pat Klokow
 2002 Matt Foster
 2011 Ben Nelson

Patriot League All-Tournament Team

2007 Thomas Hamilton, Mitch Harris
 2008 Kendall Bolt, Thomas Hamilton, Oliver Drake
 2011 Ben Nelson, Alex Azor, Nick Driscoll, Preston Gainey
 2012 Preston Gainey, Ben Nelson
 2013 Dave Milanec, Anthony Parenti
 2014 Robert Currie, Kash Manzelli
 2015 Kyle Condry, Connor Deneen, Ben McGrath

ECAC All-Stars (Team)

1993 Marcus Lee - 1B (1st)
 1994 Marcus Lee - 1B (2nd)
 1998 Todd Benke - SS (2nd)
 Mark Zematis - DH (2nd)
 2014 Anthony Parenti - P (2nd)
 2015 Luke Gillingham - P (2nd)
 Sean Trent - OF (2nd)

Patriot League All-Decade Team, 1990-00

Todd Butler, SS - Class of '93
 Marcus Lee, 1B - Class of '94
 Steve Mauro, OF - Class of '95
 Toby Moore, P - Class of '95
 Brian Bernth, OF - Class of '96
 Shane Groover, P - Class of '00

Patriot League 25th Anniversary Team, 1990-2015

Marcus Lee - Class of '94
 Steve Mauro - Class of '95
 Toby Moore - Class of '95
 Brian Bernth - Class of '96
 Toph Lake - Class of '98
 Shane Groover - Class of '00
 Mitch Harris - Class of '08

All-League Selections (Team)

EIBL: 1960-92; Patriot League: 1993-present
 1960 Joe Bellino - C
 1961 Chuck Davis - P
 1962 Harvey Cybul - C; Robert Foyle - OF
 1963 Roger Staubach - OF
 1965 Patrick Graham - P; William Sorenson - 2B
 1966 Allan Lemerande - 3B
 1967 Dennis Burke - C
 1970 Scott Semko - 2B; Dennis Losh - OF
 1973 Steve Odgen - OF
 1974 Ron Clipp - 3B
 1975 Ron Clipp - 3B; Mark Haas - OF
 1976 Ron Clipp - 3B; Edward Abner - OF
 1977 Prentiss Hall - 1B
 1978 Mike Mullikin - SS
 1979 Jim McKee - C; Rich Seiler - 2B; Mike Mullikin - SS
 1980 Rich Seiler - 2B; Mike Mullikin - SS; Jim Roberts - 3B
 1981 Jim Roberts - 3B; Steve Komlo - OF
 1982 Bob Adrion - P; Andy Loferski - OF
 1983 Andy Loferski - OF
 1985 Drew Tanner - P; Bob Dishman - 2B
 1986 Drew Tanner - P; Dave Landwehr - P; Mike Leeny - 2B; Mike Schultz - OF
 1987 Steve Wieman - P; Ted Wallace - C; Ed Olshaw - 2B; Mike Schultz - OF
 1988 Steve Wieman - P
 1991 Matt Maloney - 1B; Marcus Lee - DH
 1992 Andy Payne - 3B
 1993 Marcus Lee - 1B (1st); Todd Butler - SS (1st); Steve Mauro - OF (1st)
 1994 Toby Moore - P (1st); Marcus Lee - 1B (1st); Andy Payne - 3B (1st); Steve Mauro - OF (1st); Scott Wilson - P (2nd); Brian Bernth - OF (2nd)
 1995 Toby Moore - P (1st); Brian Bernth - OF (1st); Steve Mauro - DH (1st); Tom McLemore - P (2nd); Toph Lake - OF (2nd)

1996 Tom McLemore - P (1st); John Ferri - RP (1st); Tony Mauro - 2B (1st); Brian Bernth - OF (1st); Toph Lake - DH (1st); Matt Smith - 1B (2nd); Todd Benke - 3B (2nd); Nate Paukovits - C (2nd); Mike Adams - OF (2nd); Paul Johnson - OF (2nd)
 1997 Kevin Carlson - P (1st); Scott Kozink - P (2nd); Toph Lake - OF (2nd)
 1998 Shane Groover - P (1st); Mark Zematis - DH (1st); Todd Benke - SS (1st); Toph Lake - OF (1st); Pat Klokow - C (2nd); Luke Braham - OF (2nd)
 1999 Shane Groover - P (1st); Mark Zematis - 1B (1st); Tony Mauro - SS (1st); Scott Kozink - P (2nd)
 2000 Shane Groover - P (1st); Luke Braham - OF (1st); Mark Zematis - 1B (2nd); Jason Guidos - 2B (2nd); Jake Miller - SS (2nd); Dave Woolsey - C (2nd); Tony Moore - OF (2nd)
 2001 Matt Foster - P (1st); Willie Gury - DH (1st); Nick Sylvester - 3B (1st); John Cocca - OF (2nd); Brad Deafenbaugh - RP (2nd)
 2002 Andy Froistad - P (1st); Bryan Koehler - RP (1st); Rich McDevitt - P (2nd); John Cocca - OF (2nd); Pete Curnow - OF (2nd)
 2003 Rich McDevitt - P (1st); Craig Candeto - OF (1st); Pete Curnow - OF (1st); Matt Foster - DH (1st); Andy Froistad - P (2nd); Rusty Hearn - 1B (2nd); Matt Lukevics - 2B (2nd)
 2004 Jared Munde - 1B (1st); Burgess Nichols - P (1st)
 2005 Trevor Thompson - OF (2nd)
 2006 Mitch Harris - P (1st); Jonathan Johnston - C (2nd); Ryan McGinn - OF (2nd)
 2007 Thomas Hamilton - 1B (1st); Michael Garcia - 2B (1st); Mitch Harris - SP (2nd); Mitch Harris - DH (2nd); JD Melton - RP (2nd); Drew Lydon - 3B (2nd)
 2008 Thomas Hamilton - 1B (1st); Mike Guadagnini - 2B (1st); Kendall Bolt - 3B (1st); Michael Speciale - OF (1st); JD Melton - RP (1st); Renaldo Hollins - OF (2nd)



Four-Time All-League Honoree Toph Lake

All-Time League & Academic Honors

- 2009 Luke Roberts - RP (1st); Steven Soares - C (2nd)
- 2010 Michael Speciale - OF (1st); Alex Azor - OF (1st); Ben Nelson - SP (2nd); Matthew Curley - 2B (2nd)
- 2011 Wes Olson - RP (1st); Dave Milanes - DH (1st); Sam Long - SP (2nd); Johnny Schoberl - SP (2nd); Greg Dupell - 1B (2nd); Nick Driscoll - 2B (2nd)
- 2012 Alex Azor - OF (1st); Greg Dupell - 3B (2nd); Preston Gainey - SP (2nd)
- 2013 Stephen Moore - SP (1st); Dave Milanes - C (1st); Greg Dupell - OF (1st); Joel Rinehart - RP (2nd); Kash Manzelli - 1B (2nd)
- 2014 Anthony Parenti - SP (1st); Kash Manzelli - 1B (1st); Drew Hayes - 3B (1st); Travis Blue - SS (1st); Robert Currie - OF (2nd)
- 2015 Luke Gillingham - SP (1st); Adrian Chinnery - C (1st); Sean Trent - OF (1st); Robert Currie - OF (2nd); Jett Meenach - RP (2nd)

Academic All-Americans (Team)

- 1970 Dennis Losh - OF (2nd)
- 1972 George Voelker - 1B (2nd)
- 1982 Tom Kiser - OF (3rd)
- 1984 Bob Dishman - 2B (3rd)
- 1985 Bob Dishman - 2B (3rd)
- Mike Leeney - SS (HM)
- 1986 Mike Leeney - SS (2nd)
- 2005 Trevor Thompson - OF (1st)

League Male Scholar-Athlete of the Year

- 1995 Toby Moore
- 2005 Trevor Thompson

League Sport Scholar-Athlete of the Year

- 1995 Toby Moore
- 2003 Dean Farmer
- 2005 Trevor Thompson

Academic All-Patriot League Team (Year)

- 2011 Greg Dupell
- 2013 Johnny Schoberl
- 2015 Jack Keller

Patriot League Academic Honor Roll (Year)

Highest total - 7 (2013, 2014)

- Jonathan Berkowitz (2009)
- Stephen Born (2015)
- Greg Bryant (2011, 12)
- Chris Campbell (2013)
- Chris Cannon (2014)
- Robert Currie (2014)
- Brad Deafenbaugh (1999, 2001)
- Andy Dombrowski (1995)
- Mark Ehmann (1994)
- D.J. Faldowski (2004)
- Dan Falkner (2001)
- Dean Farmer (2002, 03, 04)
- Mark Foris (2007)
- Stephen Geiss (2012)
- Luke Gillingham (2014)
- Steve Goocey (2001, 02, 03)
- Mark Guadagnini (2008)
- Andrew Hahn (2011, 12)
- Thomas Hamilton (2008)
- Chris Harris (1998)
- Kevin Heasley (2008)
- Ryan Hefner (2006)
- Ed Hoak (1995, 96, 98)

- Jack Keller (2012, 13, 14, 15)
- Matt Kilby (2011, 12, 13, 14)
- Joe Koessler (2003, 04, 05, 06)
- Ryan Lamb (2010)
- Will Mahan (2001, 02, 03)
- Kash Manzelli (2013)
- Kevin McKelvey (2014)
- Tom McLemore (1997)
- Andrew Mild (2000)
- Toby Moore (1994, 95)
- Jared Munde (2005)
- Jeff Murdza (2009, 10)
- Kyle Murray (1994)
- Erik Ostmo (1993)
- Brian Pennell (2000)
- Zach Poelma (2002, 03)
- Dallas Redden (2013)
- Joel Rinehart (2013)
- John Schoberl (2012, 13)
- Michael Speciale (2010)
- Isaac Taylor (2015)
- Trevor Thompson (2003, 04, 05)
- Craig Trent (1998)
- Sean Trent (2015)
- Ryan Turner (2014)
- Thomas VanDam (2005)
- Scott Vane (2001)
- Matt White (2006, 07)
- Steve Williams (1994)

2015 Patriot League Honorees




LUKE GILLINGHAM

Patriot League Pitcher of the Year
8-1, 1.19 ERA, 111 K in 83.1 IP



SEAN TRENT

Patriot League Player of the Year
.407, 35 R, 94 H, 18 2B, 42 RBI



PAUL KOSTACOPOULOS

Patriot League Coach of the Year
37-20, Reg. Season Champions

All-Time Letterwinners

Name (Avg., HR, RBIs/W-L, ERA).....Class	Lettered
Aaron, Rex (.190, 0, 9).....1973	1971
Abbott, James.....1912	1909-12
Abner, Edward (.307, 12, 61).....1977	1975-77
Abshire, Ben (4-4, 6.12).....2001	1998-99
Acalin, Steve (.303, 7, 64).....1982	1981-82
Acree, Russell.....1974	1973
Adair, Jamie (.196, 0, -).....1938	1936-38
Adams, Mike (.318, 3, 46).....1996	1995-96
Adams, Richard.....1915	1912-15
Adrian, Bob (18-5, 3.87).....1982	1981-82
Alexander, William (.200, 0, -).....1922	1920, 22
Allison, Louis.....1895	1893
Alter, Louis (.262, 0, 5).....1954	1952
Amos, Marc (.176, 0, 8).....1996	1994
Amos, Richard (.109, 0, 3).....2007	2004
Anderson, Frederick (7-9, 3.96).....1959	1957-58
Anderson, Guy (.365, 2, -).....1937	1935-37
Anderson, Milton.....1911	1909-10
Anderson, Ralph (.205, 1, 7).....1940	1939-40
Anderson, Walter.....1903	1902-03
Anderson, William.....1949	1948
Armstrong, Edmund (.342, 2, 35).....1948	1945-48
Armstrong, George.....1950	1950
Armstrong, Parker.....1942	1941
Arnold, Robert (.301, 0, 14).....1969	1968
Arthur, Glenn (1-0, 1.59).....1955	1955
Ashcraft, Thomas.....1928	1928
Ashinhurst, Chris (.299, 1, 50).....2004	2002-04
Asserson, William.....1897	1894
Aukland, Bruce (.254, 4, 53).....1972	1970-72
Austen, Phil (.257, 0, 17).....1981	1980-81
Azor, Alex (.330, 1, 101).....2012	2009-12

Name (Avg., HR, RBIs/W-L, ERA).....Class	Lettered
Bacon, Allen.....1908	1906-08
Bacon, Paul (0-2, 4.19).....1967	1965-66
Bagnard, Gary (.319, 0, 27).....1960	1959-60
Bailey, Greg (0-5, 9.09).....1999	1996
Baker, Harold (.283, 0, -).....1922	1922
Baker, Leicester.....1923	1919
Baker, Ralph.....1920	1919
Baker, Tom (.234, 1, 45).....1984	1983-84
Baldocchi, Bob (.261, 2, 72).....1983	1981-83
Bandhauer, William (3-4, 1.89).....1973	1971-72
Bannon, Philip.....1895	1893
Barbaree, Robert (.205, 0, 13).....1977	1975-77
Barbour, Henry.....1944	1943
Barchet, Stephen (.263, 0, -).....1924	1921-24
Barnes, Cassius.....1895	1893-95
Barrett, Raymond.....1965	1965
Bartek, Andrew (3-1, 2.66).....2016	2013-15
Bartholow, Benjamin.....1900	1899-00
Bartholomew, John (.154, 0, 1).....1957	1956
Bassett, Prentiss.....1904	1902-04
Bates, Neil (4-6, 3.19).....1957	1955
Battle, Charlton.....1910	1907-08
Bauer, Rudolph (2-4, -).....1930	1928
Bayly, Mark (.308, 1, 40).....1986	1985-86
Baysinger, Reaves (5-0, 4.47).....1949	1946
Beach, Brent (.276, 1, 28).....1994	1992-94
Beacham, Ralph.....1935	1935
Beall, Robert.....1917	1914-15
Beans, Brandon (.263, 3, 71).....2014	2011-14
Becker, Robert (6-5, 3.14).....1974	1973-74
Behney, Gary (.183, 0, 7).....1974	1972-73
Bellino, Joe (.335, 6, 58).....1961	1959-61
Benke, Todd (.348, 9, 118).....1998	1995-98
Bennett, Clarence (.226, 0, 4).....1954	1953
Benson, Timothy (.230, 3, 23).....1978	1977-78
Berkowitz, Jonathan (.275, 7, 51-4, 7.85).....2010	2007-10
Bernth, Brian (.333, 5, 112).....1996	1994-96
Bernien, Frank.....1900	1899-00
Bernier, John (.174, 0, 9).....1951	1949-50
Bickel, B.J. (.204, 1, 28).....2007	2004-06-07
Bixby, Kenneth (.100, 0, 0).....1950	1950
Bizba, Todd (17-9, 2.67).....1988	1985-88
Blakeslee, Victor.....1920	1917-19
Blanchard, James (.200, 0, -).....1927	1927

Bland, Jeff (.262, 12, 98).....2011	2008-11
Blodgett, Harry.....1917	1915-16
Blount, Thomas (.178, 0, 5).....1941	1940
Blue, Donald (.282, 1, 8).....1942	1940-41
Blue, Travis (.259, 0, 41).....2017	2014-15
Bolt, Kendall (.296, 9, 119).....2010	2007-10
Bolton, Robert.....1920	1917-18
Bomarito, Douglas (.256, 0, 7).....1968	1967-68
Boney, Paisley (.219, 0, 28).....1950	1947-49
Bongard, Charles (.315, 1, 22).....1971	1969-71
Bordone, Richard (.255, 0, 16).....1954	1952-54
Born, Stephen (.398, 1, 14).....2018	2015
Borosak, Brad (.260, 2, 70-24, 2.21).....2015	2012-15
Bornies, Fred.....1935	1933-35
Bowler, Roland (.281, 1, 22).....1944	1943-44
Boyd, James.....1938	1938
Brady, Colin (1-0, 6.85).....2018	2015
Brady, Patrick (.205, 0, 7).....2017	2014-15
Brafford, Robert (.143, 0, 0).....1942	1940-41
Braham, Luke (.330, 14, 102).....2000	1998-00
Bramer, John.....1974	1974
Branco, Robert (.162, 0, 3).....1966	1965-66
Brandley, Frank (3-3, -).....1929	1928-29
Brendle, William (.254, 0, 13).....1948	1947-48
Brennan, John (.241, 0, 2).....1943	1941-42
Bresko, Carl (5-8, 5.10).....1991	1991
Brill, Stephanie.....1993	1992
Brown, Matt (.143, 1, 8).....1976	1974
Brown, Richard (.295, 3, 35).....1960	1958-60
Brubeck, Neil (.211, 1, 12).....2002	2002
Bruckel, Jerome (12-8, 3.04).....1939	1937-39
Bryan, Robert (.278, 0, 7).....1947	1947
Bryant, Greg (.185, 0, 3).....2014	2011-12
Buchanan, Richard (13-5, 2.16).....1968	1966-68
Buck, Bruce (.306, 10, 54).....1977	1975-77
Buck, Roger (.209, 1, 24).....1950	1947-50
Bumgardner, Mark (6-2, 3.38).....1975	1973-75
Bunce, Peris.....1932	1931-32
Burdett, Paul (10-2, 2.49).....1945	1943-44
Burke, Dennis (.242, 0, 24).....1969	1967-69
Burnett, Brad (2-2, 6.69).....1999	1996
Burris, Robert (4-1, 5.56).....2003	2000
Burton, Ronald (28-6, 1.74).....1948	1945-48
Butler, Todd (.303, 8, 67).....1993	1990-93
Byers, John.....1912	1911
Byng, John (.267, 0, -).....1931	1929-31

Name (Avg., HR, RBIs/W-L, ERA).....Class	Lettered
Caldwell, Henry (.226, 0, -).....1927	1927
Calhoun, Walter.....1917	1914-16
Callaghan, Daniel.....1911	1910-11
Campbell, Chris (.227, 1, 25).....2013	2011-13
Campbell, Robert (.200, 0, 19).....1963	1962-63
Candeto, Craig (.277, 15, 75).....2004	2001-04
Cannon, Chris (.194, 1, 11).....2015	2012-15
Carlson, Dave (0-1, 8.64).....1976	1976
Carlson, Drew (6-4, 4.12).....2010	2008-10
Carlson, Gary (5-2, 2.87).....1961	1959-61
Carlson, Kevin (18-15, 4.28).....1997	1994-97
Carmey, Arthur (.283, 1, -).....1924	1923
Cassidy, William.....1934	1933-34
Castellano, Francis.....1990	1988-90
Cato, Taylor (.342, 0, 14-21, 8.14).....2014	2011
Chace, Frank (.240, 0, 8).....1953	1951-52
Champagne, Lynn (3-4, 3.83).....1974	1972-73
Childs, Harold.....1902	1899-02
Chinnery, Adrian (.283, 1, 31).....2017	2014-15
Chuday, Richard (.287, 0, 11).....1954	1952-53
Clark, Douglas (.167, 0, -).....1940	1939
Clark, Howard.....1921	1919-20
Clingan, Dane (8-2, 3.71).....1980	1978
Clipp, Ron (.298, 4, 43).....1976	1973-75
Cloughley, Sterling.....1921	1918-20
Cocca, John (.272, 2, 50).....2002	2000-02
Cochran, Steve (9-5, 5.36).....1984	1982-83
Cochran, Walker.....1913	1911-12
Coffey, Jake (1-0, 3.52).....2013	2012
Coffman, Clovis (.237, 0, -).....1928	1928
Cohen, Albert.....1907	1906
Condra, Edward (.301, 0, -).....1927	1925-27
Condry, Kyle (3-7, 4.57).....2017	2014-15

Connolly, Ed.....1980	1980
Connolly, Martin.....1918	1914, 16-17
Cook, Terry (.250, 8, 59).....1977	1974-77
Cooke, Lemuel (.312, 2, -).....1939	1937-39
Coombs, Robert (4-6, -).....1932	1931-32
Coonan, Mike (12-11, 4.24).....1990	1989-90
Cooney, Matt (7-10, 5.80).....2003	2000-03
Cooper, Charles.....1943	1942
Cooper, Jacob (.333, 0, -).....1926	1926
Cooper, Robert (4-1, 6.21).....1988	1986-87
Corrigan, Joseph (.281, 4, 43).....1951	1949-51
Coughlin, George (9-7, 4.54).....2017	2014-15
Coulter, Jack (.314, 0, 3).....1946	1944
Cox, Robert (.195, 1, 10).....1982	1979
Craig, Wyatt.....1921	1917
Creighton, Richard (.080, 0, 0).....1970	1970
Cricchi, John (1-1, 8.18).....1953	1951
Crum, Matt (.291, 1, 26).....1997	1995-97
Cuneo, Richard (.237, 0, 13).....1963	1961
Curley, Matthew (.299, 3, 59).....2010	2007-10
Cumow, Pete (.314, 0, 22).....2005	2002-04
Currie, Robert (.323, 1, 77).....2016	2013-15
Curry, Hal (.330, 2, 14).....1946	1944-46
Cybul, Harvey (.288, 1, 29).....1962	1960-62

Name (Avg., HR, RBIs/W-L, ERA).....Class	Lettered
Dague, William.....1908	1907-08
D'Amico, William (4-6, 4.20).....1977	1975
Danus, Stanley.....1934	1933-34
Davenport, Edgar (12-7, -).....1933	1933
Davis, Chuck (29-4, 1.04).....1961	1959-61
Davis, John (13-1, 3.20).....1944	1942-43
Dawson, Edward (.276, 0, 28).....1954	1952-54
Deafenbaugh, Brad (12-8, 5.00).....2001	1999-01
Decker, Edward.....1961	1961
DeSch, Russell (.258, 0, 10).....1955	1955
Deitz, Terry (.298, 6, 62).....1982	1979-82
Deneen, Connor (.266, 1, 35).....2016	2013-15
Delano, Francis (1-2, 2.20).....1960	1958-59
Delmas, Kirk (.250, 2, 20).....1988	1987-88
DeVos, Peter (.268, 0, 13).....1971	1971
Diaz, Eddie (.217, 0, 3).....2011	2009
Dishman, Bob (.286, 1, 53).....1985	1982-85
Dixon, Robert (.288, 0, -).....1927	1927
Dobony, Charles (.306, 0, 5).....1950	1949-50
Dodd, Edwin.....1900	1899
Dombrowski, Andy (.265, 0, 14).....1995	1995
Donnelly, Michael (3-0, 0.71).....1966	1964-65
Dorsey, Joshua (1-2, 3.19).....1950	1950
Dougal, Robert (37-0, 1, 14).....1964	1963-64
Douglas, Archibald.....1908	1908
Dowling, Patrick.....1946	1945
Doyle, Austin.....1920	1918-19
Drake, Oliver (9-6, 3.48).....2010	2007-08
Driftmire, David.....1986	1984-86
Driscoll, Nick (.248, 5, 85).....2011	2008-11
Duden, Henry (.250, 6, 23).....1946	1944-46
Dukiet, William (.289, 1, 20).....1967	1965-66
Dupell, Greg (.320, 15, 119).....2013	2011-13
Duquette, James (.314, 0, 8).....1947	1946-47
Durgin, David (.167, 0, 4).....1955	1954-55
Durgin, Edward (.225, 0, -).....1922	1922
Dworsky, Alan.....1954	1954

Name (Avg., HR, RBIs/W-L, ERA).....Class	Lettered
Eaton, Thomas (.255, 1, 12).....1956	1956
Eckert, Yale (6-7, 4.57).....2010	2007-08
Edwards, Alfred.....1940	1940
Ehmann, Mark (.250, 0, 6).....1996	1994
Eichler, George (3-0, 2.70).....1964	1962
Eliason, Mitch (2-0, 6.48).....2003	2002-03
Elliot, Joseph (5-4, -).....1938	1936-37
Ellis, Hayne.....1900	1899-00
Elmore, Josh (0-1, 5.91).....2014	2011-12
Emerich, Philip.....1918	1917
Enderly, Richard (0-1, 1.50).....1971	1969
Engdahl, Chris (.275, 1, 39).....1990	1987-90
Engelhardt, Eggon (3-2, -).....1931	1930
English, Robert.....1911	1909-10
Erskine, William.....1918	1917

Erwin, Vincent.....1911	1909-10
Eshleman, Donald (.241, 0, 9-4-5, 2.71).....1966	1964-66
Etinger, Edward (14-2, 2.35).....1961	1959-61
Evans, Lucian (.296, 0, 10).....1959	1958-59
Evans, Paul (.250, 0, 0).....1979	1978-79

Name (Avg., HR, RBIs/W-L, ERA).....Class	Lettered
Falconer, Roy (.000, 0, 1).....1942	1940
Faldowski, D.J. (.254, 1, 30).....2006	2003-06
Falkner, Dan (.244, 2, 16).....2001	2001
Farmer, Dean (.252, 5, 39).....2004	2002-04
Fatheree, Chris (.325, 1, 40).....1989	1987-89
Faust, Tony (10-5, 3.52).....1989	1987, 89
Fenno, Frank (.358, 0, -).....1925	1924
Ferri, John (4-5, 3.57).....1996	1995-96
Ferrick, Jack (.205, 2, 11).....2009	2007
Finos, Victor (.294, 3, 13).....1946	1943-45
Firth, Ed (.194, 0, 10).....1975	1973-74
Fisher, Hilbert.....1915	1912-13, 15
Fisher, Melvyn (.222, 0, 4).....1955	1953
Fisher, Thomas.....1918	1914-17
FitzGerald, William.....1931	1930-31
Fleming, Arthur.....1925	1921
Fletcher, Patrick (7-1, 1.72).....1971	1969
Flynn, Joseph (.235, 0, 2).....1959	1958
Fontenot, Robert.....1995	1994-95
Forbes, Donald (2-5, 7.75).....1950	1949-50
Foris, Mark (2-2, 5.46).....2008	2006-07
Fortino, Anthony (.167, 0, 3).....1969	1968-69
Foster, Greg (7-2, 7.12).....1994	1993
Foster, Matt (.277, 3, 37/13-8, 3.75).....2003	2000-03
Foyle, Robert (.337, 1, 32).....1962	1960-62
Frahler, Andrew (.345, 11, 67/11-2, 2.36).....1948	1945-48
Frahler, Donald (.000, 0, 0).....1972	1972
Franklin, Wade.....2005	2004
Freeland, Christopher.....2014	2014
Froistad, Andy (13-7, 3.69).....2004	2001-04

Name (Avg., HR, RBIs/W-L, ERA).....Class	Lettered
Gadrow, Victor.....1935	1933-34
Gaffigan, John.....1948	1948
Gaines, Willard.....1921	1919-21
Gainey, Preston (5-3, 3.16).....2014	2011-12
Galloway, Chuck (.287, 1, 28).....1963	1961-62
Galloway, Thomas (.292, 4, 29/7-4, 2.01).....1971	1969-71
Gammage, Dwayne (1-0, 6.14).....2014	2011
Garcia, Michael (.318, 1, 29).....2007	2005-07
Garney, Jim (1-0, 4.82).....1976	1974
Garrod, Timothy.....1981	1979-81
Gebert, Wesley (.300, 0, 2).....1942	1941
Geiss, Stephen (2-5, 7.72).....2013	2011-13
Genner, William (.407, 0, -).....1930	1928-30
Gibson, Charles (.250, 0, -).....1937	1936-37
Gibson, Craig (16-5, 4.05).....1983	1980-83
Gill, Charles.....1907	1905-06
Gillam, Edwin.....1910	1907-09
Gillingham, Luke (14-10, 2.43).....2016	2013-15
Gillis, Arthur (.308, 1, 18).....1944	1942-43
Glover, Robert.....1915	1912-13, 15
Golden, Mike (.301, 1, 35).....1976	1974-76
Goldwaith, Faulkner.....1907	1905-06
Gontkovic, Mark (.224, 1, 24).....1976	1974-76
Goocoy, Steve (3-3, 5.75).....2003	2002-03
Goodie, Carlton (.222, 2, 14).....1950	1948-50
Goodman, Claude.....1939	1939
Goodwin, William.....1967	1967
Gordon, Donald.....1951	1951
Graham, Patrick (9-6, 2.00).....1965	1963-65
Graham, Richard (6-2, 1.58).....1970	1968-69
Grant, Andrew (.277, 0, 33).....1995	1993-95
Green, Adam (.227, 0, 14).....2002	2000-01
Greenhoe, Duane (3-3, 2.64).....19	

All-Time Letterwinners

Guadagnini, Mike (.327, 9, 76).....	2011	2008-10
Gubbins, William (.160, 0, -).....	1930	1927-29-30
Guerra, Zachary (.275, 0, 9).....	2000	1997
Guest, Richard (.225, 0, 8).....	1956	1954
Guidos, Jason (.262, 1, 56).....	2002	1999-02
Gunkle, Bruce (2-1, 1.09).....	1963	1962
Gury, Willie (.281, 3, 37).....	2001	2001

H

Name (Avg., HR, RBIs/W-L, ERA).....	Class	Lettered
Haas, Mark (.296, 3, 38).....	1976	1973-76
Haerlin, Fred (.240, 0, -).....	1926	1925
Hager, Brad (.279, 6, 40).....	2003	2002-03
Hahn, Andrew (.251, 5, 56).....	2012	2009-12
Hale, Fletcher (0-0, -).....	1937	1936
Hall, John.....	1913	1912-13
Hall, Prentiss (.300, 1, 35).....	1978	1976-78
Hambusch, Phillip.....	1909	1906-09
Hamel, Louis (.274, 0, 6).....	1954	1952, 54
Hamilton, Stuart.....	1916	1913, 16
Hamilton, Thomas (.335, 7, 122).....	2008	2005-08
Hamilton, Thomas (0-0, 5.40).....	1955	1953
Hamilton, Thomas (.331, 0, -).....	1927	1925, 27
Hammond, Tim (1-4, 5.53).....	2009	2006
Hamner, Edward.....	1901	1899-01
Hannegan, Edward (.292, 0, -).....	1928	1926-27
Hansen, Frederic (.296, 0, 6).....	1943	1942
Hardman, Eugene (.293, 1, 14).....	1966	1964-65
Hargrove, Trey (.077, 0, 0).....	2002	2002
Harris, Chris (.207, 1, 14).....	1999	1998
Harris, Dale (.417, 1, -).....	1924	1921-24
Harris, Joseph.....	1909	1909
Harris, Mitch (.295, 16, 112/20-13, 2.51).....	2008	2005-08
Hart, Charles.....	1926	1926
Hartman, Charles.....	1920	1920
Harwood, Harold (.250, 0, 11).....	1942	1940-41
Hawkins, William (.291, 7, 40/6-4, 3.34).....	1950	1947-50
Hawthorne, John (3-0, 2.89).....	1959	1958-59
Hayes, Drew (.242, 0, 22).....	2016	2013-15
Hayes, John.....	1924	1924
Hearn, Rusty (.277, 1, 54).....	2003	2000-03
Heasley, Kevin (4-2, 4.94).....	2008	2005-07-28
Hederman, Charles (.374, 0, -).....	1923	1922-23
Hefner, Ryan (11-13, 4.47).....	2006	2003-06
Hegarty, Roderick (.244, 0, 7).....	1953	1951
Heiden, Charles (.270, 3, 22).....	1957	1955-56
Heisser, Arthur (2-0, -).....	1924	1924
Heller, Jordan (1-6, 7.28).....	2014	2011-12
Henderson, Kevin (215, 0, 15).....	2000	1999
Henderson, Robert.....	1897	1894-95
Hennessy, Daniel (3-1, 0.99).....	1963	1962-63
Henry, James.....	1896	1894-95
Herrick, Robert (1-3, 6.37).....	2006	2004
Heykens, Ryan (0-2, 8.82).....	2006	2003-04
Hicks, Allen (.286, 0, -).....	1928	1928
Hicks, Walter.....	1915	1913-15
Higgins, Thomas (.288, 0, 9).....	1944	1942-43
Hill, Gerald (5-4, 3.53).....	1960	1958-60
Hill, Robert (.387, 5, 30).....	1948	1945-46
Hineman, Donald (.000, 0, 0).....	1945	1944
Hlopak, Edward (.226, 0, 9).....	1965	1964-65
Hoak, Ed (7-10, 5.93).....	1998	1995-98
Hodgkins, Edward.....	1932	1931-32
Hoffman, David.....	1962	1962
Hofstedt, Peter (4-0, 1.80).....	1958	1956-57
Hogan, Howard (.256, 1, -).....	1922	1921-22
Hogsdad, Robert.....	1945	1944
Hogue, Wayne (.291, 0, 12).....	1972	1970-71
Hollins, Renaldo (.277, 0, 59).....	2008	2005-08
Holloway, Jeffrey (5-1, 2.66).....	1977	1977
Hooper, Joseph.....	2002	2001
Hoosier, Mike (.271, 7, 60).....	2010	2007, 09-10
Hower, James.....	1971	1971
Howsare, Charlie (.180, 0, 8).....	1988	1986
Hubal, Augustine (.276, 0, 10).....	1953	1951
Huggins, Jonathan (.196, 1, 6).....	2015	2013
Hughes, Roger.....	1968	1968
Humphreys, Charles (.308, 0, -).....	1922	1919-21
Hunter, William.....	1931	1931
Hurley, Thomas.....	1932	1931-32

Hurt, Philip (10-3, 3.42).....	1943	1941-42
Hurt, William.....	1922	1917

I

Name (Avg., HR, RBIs/W-L, ERA).....	Class	Lettered
Iams, George (.281, 0, 12).....	1981	1978
Ingram, William (.368, 4, 12).....	1938	1936-38
Izard, Walter.....	1895	1893-94

J

Name (Avg., HR, RBIs/W-L, ERA).....	Class	Lettered
Jackson, Justin (.118, 0, 2).....	2004	2002
Jackson, Matt (0-0, 5.32).....	2013	2012
Jacobus, Arthur (.244, 1, 9).....	1946	1943-45
Jacomet, Rachel.....	1992	1991
Jarrell, Henry (4-2, -).....	1927	1925
Jenson, Henry.....	1897	1895
Johnson, Daniel (.194, 0, 5).....	1969	1968-69
Johnson, Paul (.302, 0, 23).....	1997	1996
Johnson, Roy (2-1, -).....	1929	1927-28
Johnston, Jonathan (.270, 2, 57).....	2006	2003-06
Jones, Chance (.232, 2, 26).....	2014	2012
Jones, Manius (.319, 9, 62).....	1986	1984-86
Jones, Raymond.....	1909	1908-09
Jones, Robert.....	1947	1947

K

Name (Avg., HR, RBIs/W-L, ERA).....	Class	Lettered
Kahn, Mike (1-3, 4.60).....	1997	1994
Kamhoo, Sean (.231, 0, 9).....	2018	2015
Keen, Cleo.....	1932	1931
Keith, Robert (.314, 0, -).....	1928	1928
Kelleher, Paul (12-7, 2.64).....	1980	1979-80
Keller, Jack (.215, 0, 27).....	2015	2013-15
Kelley, Patrick (.239, 0, 11).....	1962	1960-62
Kelly, Matthew (11-6, -).....	1923	1922-23
Kelly, Mike (.310, 2, 39).....	1984	1983-84
Kenis, TJ (2-3, 5.73).....	2012	2009
Kerlek, George (11-3, 1.38).....	1973	1971-73
Kettelhodt, Henry (.307, 1, 28).....	1964	1962-64
Keyes, Raymond.....	1901	1899, 01
Kilby, Matt (.273, 0, 20/0, 9.75).....	2014	2013
Killeen, Calhoun (.395, 0, 14).....	1949	1947-49
Kim, Tom (.309, 0, 34).....	1991	1989-90
King, Thomas.....	1936	1935-36
Kinn, Ron (.264, 14, 85).....	1988	1985-88
Kirby, Kenneth (.146, 0, 10).....	1966	1964
Kiser, Tom (.265, 1, 36).....	1982	1981-82
Klein, Bernard (1-1, 4.50).....	1954	1952
Klokow, Pat (.241, 0, 54).....	1999	1997-99
Knapper, John.....	1935	1933-35
Knowles, Logan (.183, 1, 12).....	2018	2015
Koehler, Bryan (4-2, 5.03).....	2002	2002
Kossler, Joe (7-7, 5.38).....	2006	2004-06
Komlo, Steve (.285, 2, 61).....	1981	1979-81
Kossler, Herman.....	1934	1933-34
Kovalick, Daniel (6-10, 5.56).....	2007	2004-06-07
Kozink, Scott (19-14, 4.56).....	1999	1997-99
Krause, Michael.....	1963	1963
Krone, Joe (.292, 2, 60).....	1999	1997-99
Kropp, Rocky (10-1, 3.08).....	1979	1978-79

L

Name (Avg., HR, RBIs/W-L, ERA).....	Class	Lettered
Lacy, Paul (.257, 2, 15).....	1943	1941-42
Lake, Toph (.357, 9, 121).....	1998	1995-98
LaMar, Charlie (1-0, 5.40).....	2015	2012-15
Lamboni, Mark (.241, 0, 5).....	1975	1975
Landwehr, Dave (17-8, 3.15).....	1986	1984-86
Lange, Edward.....	1909	1907-09
Lange, Jeff (5-6, 4.35).....	2005	2004-05
Langenberg, William (.243, 0, 7).....	1951	1949
Lankford, Chris (.278, 0, 13).....	2000	1998
Langhiser, Alfred.....	1910	1907-09
Lassater, Allen (.250, 0, 0).....	1943	1942
Laterza, Grant (.130, 0, 4).....	2015	2012
Lavrakas, Letteris (.313, 2, 12).....	1943	1941-42
Leahy, William (2-1, 8.10).....	1944	1943
Lee, James (5-3, 4.61).....	2007	2005-07
Lee, Marcus (.329, 29, 178).....	1994	1991-94
Leeney, Mike (.351, 6, 111).....	1986	1984-86
Lemerande, Allan (.382, 2, 14).....	1968	1966

Leslie, Maxwell (.241, 0, -).....	1926	1923-24
Lettieri, Michael (.165, 0, 7).....	1969	1967
Lewis, Warren (.316, 2, 10).....	1979	1977
Lhote, Paul (.217, 1, 19).....	1988	1987-88
Liscomb, Jerry (.335, 5, 34).....	1976	1973-76
Littlefield, William.....	1896	1893-95
Lockwood, Douglas (.238, 0, 9).....	1952	1950
Loferski, Andy (.390, 17, 112).....	1983	1981-83
Lombard, Benjamin.....	1908	1906
Long, Augustus (.222, 0, -).....	1926	1926
Long, Byron.....	1901	1900-01
Long, Sam (13-13, 4.68).....	2011	2008-11
Longinotti, Paul (7-4, 2.68).....	1971	1969, 71
Lopez, Chris (.254, 1, 43/2-1, 4.78).....	1992	1989-92
Lopez, Dominic (.232, 0, 28).....	2007	2004-07
Losh, Dennis (.309, 5, 40).....	1970	1968-70
Lovelace, Ronald (.267, 2, 40).....	1978	1976-78
Lowe, Ben (.286, 2, 7/0-0, 6.14).....	2018	2015
Lowme, David (19-17, 3.42).....	1990	1987-90
Lowe, Vernon (.237, 0, -).....	1930	1928-30
Luberda, William (4-2, 3.69).....	1943	1942
Lukevics, Matt (.249, 5, 60).....	2005	2002-05
Lyon, Drew (.314, 1, 21).....	2010	2007
Lyon, Rob (2-2, 7.07).....	1987	1985

M

Name (Avg., HR, RBIs/W-L, ERA).....	Class	Lettered
Mack, William.....	1937	1937
Mackes, Scott (.330, 0, 20).....	2001	2001
MacPherson, John (.111, 0, 2).....	1952	1950
Madison, James (5-2, 4.43).....	1939	1939
Magner, Lawrence (.325, 0, 20).....	1957	1955-56
Mahan, Will (.186, 0, 12).....	2003	2002-03
Maloney, Matt (.323, 6, 66).....	1991	1989-91
Mann, Ralph (.257, 4, -).....	1939	1937-39
Manzelli, Kash (.299, 7, 107).....	2014	2011-14
Mapes, Tyler (3.41, 3-2).....	2013	2010
Marsh, Frederick (.362, 2, 29).....	1960	1958-60
Marsh, Larry (.148, 0, 5).....	1963	1963
Marshall, Jimmie (.309, 1, 21).....	1958	1956-58
Martin, Scott (.257, 2, 29).....	1980	1979-80
Martinez, Joshua (.267, 1, 42).....	2009	2006-08
Mascali, John (.362, 3, 10).....	1959	1957
Massimino, Andrew (.283, 0, 25).....	1957	1956-57
Masterson, Paul.....	1933	1933
Matechak, John (.229, 0, 6).....	1961	1960
Matheson, Gordon (.339, 0, -).....	1937	1935-37
Maugeri, Bill (.205, 1, 20).....	2008	2005, 07-08
Mauro, Steve (.355, 11, 109).....	1995	1992-95
Mauro, Tony (.337, 7, 120).....	1999	1996-99
McCally, Kenneth (.259, 4, 46).....	1955	1952-55
McCarthy, William (.216, 0, 8).....	1967	1965, 67
McClure, Dale (7-4, 3.01).....	1956	1954-55
McClure, Robert (.219, 0, 6).....	1999	1997
McCormack, Michael.....	1895	1893, 95
McCormick, Michael (1-3, 5.92).....	2017	2014
McCoy, Mark (21-16, 4.24).....	2008	2005-08
McCullen, John (.163, 0, 8).....	1953	1951
McDevitt, Rich (14-20, 3.38).....	2003	2000-03
McDonald, Charles.....	1925	1924
McFall, Andrew.....	1916	1915-16
McFarland, Alan (.300, 0, -).....	1938	1936-37
McGrath, Ben (.224, 0, 23).....	2018	2015
McGinn, Ryan (.305, 6, 59).....	2006	2003-06
McGinnis, David (4-1, 2.76).....	1954	1954
McGlinchey, Joseph (.324, 2, 51).....	1959	1957-59
McGowan, Richard (4-3, -).....	1935	1934-35
McGuinness, Walter (.326, 0, -).....	1939	1937-39
McIver, Dewitt.....	1932	1932
McKay, Frank (2-2, -).....	1937	1937
McKee, Ira (.266, 2, -).....	1924	1923-24
McKee, Jim (.308, 3, 66).....	1980	1978-80
McKelvey, Kevin (2-1, 1.96).....	2017	2014
McKie, Jay (.277, 0, 31).....	1946	1944-46
McKinney, Charles.....	1931	1931
McKinney, Eugene.....	1927	1927
McKinney, Todd (.176, 0, 3).....	2002	2002
McLaury, Frank.....	1921	1920
McLean, Charles (.212, 0, 4).....	1954	1952-54
McLemore, Tom (19-19, 3.49).....	1997	1995-97
McManus, James (.250, 0, -).....	1941	1939

All-Time Letterwinners

O

Name (Avg., HR, RBIs/W-L, ERA).....Class	Lettered
Ogden, Steve (.311, 7, 41).....1973	1971-73
O'Herron, Edward (.273, 0, -).....1939	1937
Oistad, Byron (.227, 1, 9).....1959	1958
Olsen, Charles.....1919	1918
Olshaw, Ed (.269, 0, 37).....1988	1986-88
Olson, Wes (16-11, 4.36).....2011	2008-11
O'Malley, Thomas.....1997	1996
O'Neill, David (.383, 0, -).....1927	1925, 27
Orr, Skip (.243, 0, 15).....1965	1964-65
Osborne, Charles.....1912	1910-12
Ostmo, Erik (.275, 3, 39).....1994	1992-93
O'Toole, James (.295, 0, -).....1931	1929-30

P

Name (Avg., HR, RBIs/W-L, ERA).....Class	Lettered
Pace, John (.292, 0, -).....1937	1936-37
Paglialonga, Nick (.057, 0, 0).....2017	2014
Paist, Stanley (0-1, -).....1937	1935
Parchinski, Eugene (.210, 0, 15).....1966	1964, 66
Parenti, Anthony (14-9, 2.79).....2015	2012-15
Pasquito, Joe (.311, 3, 87).....1991	1988-91
Paszalaniec, Matt (.257, 1, 16).....1978	1977
Paszalaniec, Matthew (.331, 0, 19).....1954	1952-53
Patz, David (3-0, 2.14).....1961	1961
Paukovits, Nate (.294, 2, 49).....1998	1995-97
Payne, Andrew (.329, 7, 93).....1994	1992-94
Pearce, Robert (.218, 0, 14).....1971	1970-71
Pedersen, Eric.....1999	1997
Pegram, George.....1905	1902-04
Peiffley, Tim (.251, 6, 32).....1990	1989-90
Pennell, Brian (3-9, 7.36).....2002	2000-02
Peterson, Wallis (7-3, -).....1924	1923-24
Petro, George (.365, 0, 15).....1980	1978-79
Pfouts, John (.000, 0, 0).....1960	1958
Phillips, Melvin.....1943	1942
Piascik, Mike (4-0, 2.72).....1982	1980
Pickard, George (.146, 1, 7/2-1, 7.90).....1999	1996
Pino, Harlow.....1921	1918-21
Poe, Mike (2-5, 6.84).....2001	1998
Poelma, Zach (3-7, 5.89).....2003	2002-03
Pollak, John (2-2, 4.60).....1984	1981
Ponseigo, Andy (.310, 7, 78).....1984	1982-84
Ponvert, Edwin (.500, 0, -).....1927	1927
Poole, Ernest.....1921	1920-21
Portoni, Matt (7-8, 5.80).....1992	1992
Potter, Arthur (8-8, 3.24).....1953	1951-53
Potter, James.....1893	1893
Powell, Lucien (.302, 0, -).....1939	1937-39
Pratt, Richard.....1936	1935-36
Pratt, William.....1933	1933
Proffitt, David (.234, 3, 16).....1970	1968-70
Puckett, Don (3-2, 4.29).....1966	1964-65
Purnell, William.....1908	1908

Q

Name (Avg., HR, RBIs/W-L, ERA).....Class	Lettered
Quinn, Jim (.292, 8, 37).....1974	1972-74

R

Name (Avg., HR, RBIs/W-L, ERA).....Class	Lettered
Raffo, Thomas (1-2, 3.76).....1964	1963-64
Raudenbush, Webb.....1903	1900-03
Ravener, Bob (.301, 3, 34).....1981	1979, 81
Rawlings, Harry (.403, 0, -).....1922	1921-22
Read, Semmes.....1902	1899-02
Redden, Dallas (1-0, 7.11).....2015	2012-13
Reed, James.....1936	1936
Reihel, Ronald (.257, 3, 43).....1963	1961-63
Rensberger, Lee (8-6, 3.93).....1949	1948-49
Repucci, Lou (19-6, 2.99).....1976	1973-75
Ridgely, Conrad.....1911	1911
Ridgely, Frank.....1896	1893
Ridgeway, Tyler (1-0, 2.45).....2017	2014
Rigstad, Dennis.....1966	1966
Rinehart, Joel (11-8, 3.03).....2013	2010-13
Rinehimer, Kurt (.265, 0, 25).....1995	1993-95
Roberts, Jim (.355, 5, 74).....1981	1979-81
Roberts, Luke (4-0, 3.25).....2011	2009-11
Robinson, John (5-15, 6.09).....1993	1992-93

Rodgers, Bertram.....1916	1913-16
Rodgers, Ronald (6-3, 2.58).....1977	1977
Rodgers, Tony (.251, 5, 50).....1983	1981-83
Rogers, Joe (.333, 0, 1).....1980	1978
Roney, John (.285, 2, 36).....1963	1961-63
Rook, Theodore (1-5, 6.02).....1951	1951
Rossi, Jim (.234, 5, 39).....1988	1987-88
Rowe, Bart (.284, 3, 64).....1984	1981-84
Ruge, Robert.....1937	1935
Rupert, Walter (.189, 0, 6).....1943	1942
Ryden, Roy.....1903	1900-03

S

Name (Avg., HR, RBIs/W-L, ERA).....Class	Lettered
Saille, Leland (.237, 2, 49).....2017	2014-15
Salvia, Onofrio (.189, 0, -).....1939	1938
Saylor, Eugene (.312, 1, 31).....1951	1949-51
Sbisa, Alvin (.292, 0, -).....1938	1937
Schetino, Frank (.295, 0, 8).....1944	1942
Schlosser, Frank.....1949	1949
Schmidt, Henry (.222, 0, 6).....1968	1967-68
Schneider, Frederick.....1937	1936
Schneider, Peter (9-9, 2.71).....1971	1970-71
Schober, John (16-13, 5.09).....2013	2010-13
Schoenbaum, Howard (2-7, 3.47).....1941	1939-40
Schottel, Brian (.200, 0, 4).....2001	1998
Schroeder, John (.267, 1, 9).....1998	1997
Schroeder, Frederick (.200, 0, -).....1938	1936-37
Schulte, Steve (.252, 0, 26).....1982	1981-82
Schultz, Mike (.361, 6, 60).....1988	1986-88
Schwab, Jacob (.261, 0, -).....1927	1925, 27
Schwanner, Henry.....1936	1934-36
Sciamilla, Colby (0-0, 5.06).....2017	2014
Scruton, Zach (.274, 0, 19).....1988	1987-88
Searle, Robert (.240, 2, 28).....1948	1946-48
Sease, Hugh.....1918	1916
See, Vic (.279, 0, 7).....1980	1978-79
Seibert, Walter.....1913	1910-13
Seiler, Rich (.411, 9, 97).....1980	1977-80
Self, Dave (3-1, 2.10).....2001	1998
Sellerberg, Kurt (.228, 0, 31).....1997	1995
Semko, Scott (.287, 7, 38).....1970	1968-70
Sexton, Ormond (4-7, -).....1936	1934-35
Seyford, Frederick.....1936	1935-36
Shaffer, Daniel.....1987	1987
Shanley, Peter.....1960	1960
Shaw, Walter (.224, 0, 19).....1954	1952-54
Shelton, John (1-0, 3.86).....1971	1969
Sherwood, Gordon.....1918	1917
Shields, Peter (.227, 0, 5).....1959	1958
Shields, Scott (.160, 0, 8).....1966	1965-66
Shirk, Jeff (.214, 1, 6).....1987	1985
Shoemaker, William.....1947	1947
Silverman, Doug (.243, 0, 26).....2005	2003-05
Simonsen, Nikolai (.276, 1, 19).....2014	2012
Sipe, Zach (10-10, 6.38).....2012	2009-12
Smalley, Dave (.319, 3, 39).....1957	1955-57
Smith, Allan.....1915	1914-15
Smith, Bernard.....1934	1934
Smith, Carlton (.222, 0, 5).....1946	1946
Smith, Charles.....1903	1902-03
Smith, Edward (0-2, 4.76).....1950	1949-50
Smith, Ernest (.309, 0, 7).....1942	1940-41
Smith, James.....1933	1933
Smith, Matt (.311, 10, 120).....1997	1995-97
Smith, Norman (13-5, 2.42).....1942	1940-41
Smith, Richard (5-1, 4.22).....1957	1955-57
Smith, Robert (5-3, 2.20).....1972	1970-72
Smith, Samuel.....1952	1952
Smith, William (.125, 0, 1).....1958	1958
Smithberger, Josh (1-2, 7.32).....1999	1997
Snoots, Theodore (.220, 0, 5).....1971	1970
Snyder, Craig (.261, 3, 47).....1986	1985-86
Snyder, Edwin (.189, 0, 8).....1944	1942-43
Snyder, Raymond (.290, 2, 19).....1964	1962-63
Snyder, Richard (.265, 1, 18).....1956	1954-56
Soares, Steven (.272, 11, 70).....2010	2007-10
Sobeck, Jerry (.133, 0, 2).....1974	1974
Solomon, Jerome (.375, 0, 2).....1950	1949
Sorenson, Robert (9-7, 4.76).....1992	1991-92
Sorenson, Sam (6-10, 4.01).....2016	2013-15
Sorensen, William (.241, 0, 28).....1967	1965-67

T

Name (Avg., HR, RBIs/W-L, ERA).....Class	Lettered
Tanner, Drew (26-11, 2.89).....1986	1983-86
Taylor, Conway (5-0, 1.61).....1946	1944-45
Taylor, Donald.....1964	1964
Taylor, Norman (.333, 0, 0).....1968	1967
Taylor, Tim (2-3, 2.27).....1989	1987
Teixeira, John (.344, 0, 22).....1974	1973-74
Temperilli, J.P. (.272, 5, 26).....2007	2004
Tengler, Chip (1-2, 11.52).....2011	2008-09
Terwilliger, Bruce (16-4, 2.43).....1964	1962-64
Terwilliger, Ron (.293, 3, 42).....1963	1961-63
Thayer, Wirt (.342, 3, 29).....1946	1944-46
Theobald, Robert.....1907	1905-06
Thibault, Louis.....1907	1905-06
Thom, Philip (2-1, 4.50).....1949	1947
Thomas, Alec (3-2, 7.36).....2010	2008-10
Thomas, Scott (17-7, 2.29).....1977	1975-77
Thompson, Howard (.337, 1, -).....1939	1937-39
Thompson, Trevor (.286, 3, 27).....2005	2003-05
Thornhill, Henry.....1918	1917
Thumm, Doug (.289, 0, 8).....1998	1997
Tierney, Denis (.258, 0, 2).....1969	1967
Todd, Terrence.....1962	1961-62
Torgerson, Theodore.....1931	1931
Torsky, Nicholas.....1996	1993
Toxer, Charles.....1896	1894-95
Treanor, Richard (.214, 0, 4).....1962	1960
Trent, Craig (3-4, 7.97).....2000	1998-99
Trent, Sean (.407, 1, 42).....2018	2015
Turcotte, William (.270, 0, 18).....1955	1953-55
Turner, Ryan (.152, 0, 0).....2016	2014
Turner, Tucker (.237, 2, 35).....1995	1992-95

V

Name (Avg., HR, RBIs/W-L, ERA).....Class	Lettered
Vaiden, John.....1914	1911-13
Valascho, Dan (.197, 1, 6).....1995	1993
Van Arsdall, Clyde.....1934	1933-34
Van Auken, Frederick.....1908	1906-07
Van Brabant, John (.279, 4, 40).....1985	1984-85
Van Dam, Tom (0-5, 8.79).....2005	2004-05
Van Scoyoc, James (.291, 0, 16).....1953	1951-52
Vane, Scott (.240, 0, 13/5-8, 5.32).....2001	1998-01
Vaughn, Kenneth (.274, 5, 27).....1960	1958-60
Veech, Craig (.199, 5, 27).....2013	2011-13
Vinson, Thomas.....1914	1911-14
Voelker, George (.311, 0, 18).....1972	1971-72

Vogel, Scott (3-1, 4.54).....1984	1982
Volkman, George (9-5, 1.45).....1967	1965-67
VonHeimberg, Ernest.....1919	1916, 18

W

Name (Avg., HR, RBIs/W-L, ERA).....Class	Lettered
Wadleigh, John.....1937	1937
Waid, Robert (.200, 0, -).....1924	1923-24
Wakeman, Ray.....1912	1911
Walker, Calvin.....1929	1929
Wallace, John (.079, 0, 0).....1942	1940-41
Wallace, Ted (.290, 9, 65).....1987	1984-87
Walsh, William.....1928	1927
Walton, Steve (10-6, 2.33).....1979	1978-79
Ward, James.....2000	1998-00
Ward, Samuel (.314, 0, -).....1926	1923-24
Watson, George (.280, 0, 8).....1944	1942-43
Weaver, Daniel (.206, 0, 11).....1972	1972
Weaver, David.....1902	1899-02
Weinberg, Tom (.267, 2, 32).....1991	1990-91
Welch, Philip.....1919	1919
Wellons, Alfred (.333, 0, 14).....1947	1946-47
Welsh, George (.138, 0, 4).....1956	1954-56
Werner, Sherwood (.285, 8, -).....1942	1940-41
West, Albert.....1930	1930
Westfall, Robert (.188, 0, 8).....1961	1960
Wheeler, Dylan (.216, 0, 35).....2013	2010-13
Whelchel, John.....1920	1917-18
White, Matt (5-4, 6.36).....2009	2006-07
White, Richard.....1933	1933
White, Theodore (.170, 0, 0).....1967	1966
Whitten, Brian (.272, 2, 35).....2002	1999, 01
Whittlesey, Willis (.208, 0, 6).....1959	1957, 59
Wick, Peter (.250, 0, 10).....1972	1971-72
Wiedeman, David (.225, 0, 40).....2015	2012-13
Wieman, Steve (21-8, 2.10).....1988	1985-88
Wiggins, Bryan.....1946	1946
Wild, Scott (8-6, 7.31).....1985	1983
Wild, Tim (.308, 3, 47).....1982	1980-82
Willen, Michael (.313, 4, 46).....1959	1957-59
Williams, James.....1970	1969-70
Williams, Steve (.234, 0, 15).....1996	1994
Wilson, Earl.....1911	1908-09
Wilson, Jon (6-5, 4.23).....1996	1993
Wilson, Rick (.221, 2, 28).....1985	1982-83
Wilson, Scott (16-7, 3.31).....1994	1992-94
Wilson, Thomas (14-6, -).....1929	1927-29
Witkowski, Andrew.....2002	2001-02
Włodarczyk, Edward (0-2, 1.80).....1969	1968
Wooding, Robert (.198, 1, 12).....1940	1938-39
Woods, Kenneth (.255, 0, 10).....1946	1946
Woolsey, David (.282, 1, 30).....2002	2000-02
Worley, Michael (.266, 4, 16).....1969	1968-69
Wright, Jonathan (.308, 1, 75).....2011	2008-11

Y


Name (Avg., HR, RBIs/W-L, ERA).....Class	Lettered
Younce, Rob (.230, 0, 16).....1991	1990-91
Young, John (.310, 1, 62).....1987	1985-87
Young, Randy (12-10, 2.73).....1975	1973-75

Z

Name (Avg., HR, RBIs/W-L, ERA).....Class	Lettered
Zaiko, Mike (1-3, 7.78).....1998	1995-96
Zastrow, Robert (.324, 2, 22).....1952	1950-52
Zech, Lando (.351, 2, 21).....1945	1943-44
Zematis, Mark (.342, 23, 153).....2000	1997-00
Zeni, Joseph (.257, 0, 12).....1974	1973-74
Ziccardi, John (.289, 4, 43).....1980	1977-78
Zimmerman, Carl (.333, 1, -).....1923	1922-23

Navy In The Community

Prior to and during the season, the Navy baseball team is afforded numerous opportunities to lend a helping hand in the community. Over the past 12 months, the Mids have been involved with youth clinics, visiting a senior living center for military veterans, staffing the Bob Feller Act of Valor Awards ceremony and serving as tour guides for the Vanderbilt baseball team when the Commodores visited the Naval Academy.



Now in its third decade as an all-sport conference combining academic and athletic excellence, the Patriot League sponsors championships in 24 men and women's sports. Initially started as an NCAA Division I-AA football conference in 1986, the Patriot League became an all-sport conference in 1990 and includes American, Army, Boston University, Bucknell, Colgate, Holy Cross, Lafayette, Lehigh, Loyola and Navy as full members, and Fordham, Georgetown, MIT and Richmond as associate members. These institutions are among the oldest and most prestigious in the nation and their alumni have and continue to play leadership roles in shaping our country. The Patriot League will celebrate its 25th Anniversary as an all-sport conference during the 2015-16 season.

Since 1998, the Patriot League has ranked first each year among all Division I conferences awarding athletic aid in the NCAA Graduation Rate Report. The League also had 92 percent of its teams score above the national APR average in the most recent data, and 101 Patriot League teams earned NCAA Academic Performance Program Public Recognition Awards after posting academic progress rate scores in the top 10 percent of all squads in their respective sports. The Patriot League's mission is simple: to provide successful competitive athletic experiences while maintaining high academic standards, and to prepare its student-athletes to be leaders in society. During the 2014-15 academic year, Patriot League student-athletes and teams have accomplished the following:

- ★ 101 Patriot League teams earned NCAA Public Recognition Awards for ranking in the top 10 percent of their sport in Academic Progress Rate (APR), with 88 of those squads earning perfect scores.
- ★ The Patriot League ranked second among all conferences in Public Recognition Awards, while Bucknell, Lafayette and Colgate all placed in the top six nationally.
- ★ 92 percent of Patriot League teams scored above the national average in APR, while more than 70 percent had at least a 990 score in the multi-year rate.
- ★ Eleven student-athletes earned Capital One Academic All-America recognition, including first-team accolades for Navy's **Tom Buffone** (Track and Field) and **Ellen Bradford** (Swimming and Diving), American's Jen Dumiak (Women's Basketball) and Fordham's Brett Biestek (Football).
- ★ Navy's **Tom Buffone** (Track and Field) and **Loren Generi** (Women's Lacrosse) and Lafayette's Cory Spera (Baseball) earned NCAA Postgraduate Scholarships.
- ★ **Buffone** and Dumiak were named the Corvias Patriot League Male and Female Scholar-Athlete of the Year honorees, respectively.
- ★ Thirty-four student-athletes received Capital One/CoSIDA Academic All-District recognition.
- ★ There were 2,745 student-athletes on the Patriot League Academic Honor Roll in 2014-15, including 217 with a semester GPA of at least 4.0.
- ★ Bucknell's Ryan Frazier (Men's Basketball) and Andrea Siefert (Women's Rowing) each received the Patriot League Award of Outstanding Leadership and Character, while Lehigh's Ashley Blanks (Women's Soccer) was named the League's Sportsmanship Award winner.
- ★ Four Patriot Leaguers were named Senior CLASS Award finalists, with Colgate's Caroline Brawner (Women's Soccer) and Army West Point's Sam Somers (Men's Lacrosse) earning first-team recognition.



- ★ Brawner was also one of the League's nominations for the NCAA Woman of the Year award along with Boston University's Valentina Cerda Eimbecke (Field Hockey).
- ★ Navy won the Corvias Patriot League Presidents' Cup for the third time in the last four years.
- ★ The Mids also won the men's title while Boston University repeated as women's champion.
- ★ Loyola won a pair of NCAA Tournament games to become the first Patriot League women's lacrosse team to advance to the quarterfinal round, and also finished in the top 10 of the IWLCAs Coaches Poll.
- ★ Twenty-four Patriot Leaguers were named All-Americans in team sports, including Navy's **Joseph Greenspan** as a first-team selection in men's soccer.
- ★ Four Patriot Leaguers competed at the NCAA Cross Country Championships, and Lehigh's Elizabeth Weiler became the League's first female All-American since 2005.
- ★ Lehigh's Ryan Mahalsky became the first Patriot Leaguer since 2007-08 and sixth all-time to compete at the NCAA Championships for both cross country and outdoor track and field in the same season.
- ★ Bucknell's Emma Levandoski competed in both the 100-meter and 200-meter backstroke at the NCAA Women's Swimming and Diving Championship.
- ★ A League record nine student-athletes were selected in the Major League Lacrosse (MLL) Draft entering the 2015 season, with Army West Point's John Glesener, Loyola's Nikko Pontrello and Colgate's Ryan Walsh among the top 11 picks.
- ★ Navy's **Joseph Greenspan** and Boston University's Dominique Badji were both selected in the first four rounds of the Major League Soccer (MLS) Draft.
- ★ Five Patriot Leaguers were taken in the Major League Baseball (MLB) First-Year Player Draft, with Lehigh's Justin Pacchioli and Navy's **Stephen Moore** each selected in the 10th round.

