

2005 NAVY MEN'S SOCCER

TABLE OF CONTENTS

1Quick Facts / Table of Contents
 2-32005 Season Outlook
 4Head Coach Rich Miranda
 5Assistant Coaches / Support Staff
 62005 Roster
 7-17Midshipman Bios
 18-21Opponent Pages
 22Army-Navy Series
 23Series Results
 24-25Scores Against 2005 Opponents
 262004 Season Recap
 272004 Statistics
 282004 Game Summaries
 29-31The Patriot League
 32NCAA Tournament History
 33Year-by-Year Results
 34-36Record Book
 37-41Year-by-Year Scores
 42-44Academy Pages

2005 SCHEDULE

Sept. 2 Niagara#7:30 p.m.
Sept. 4 Georgia Southern# ...4:00 p.m.
 Sept. 9 vs. Davidson\$1:00 p.m.
 Sept. 11 vs. Rider\$12:00 p.m.
 Sept. 16 at Hartford7:00 p.m.
 Sept. 18 at Massachusetts12:00 p.m.
Sept. 21 Delaware7:00 p.m.
 Sept. 23 at Lehigh*7:00 p.m.
 Sept. 28 American*7:00 p.m.
 Oct. 2 at La Salle1:00 p.m.
Oct. 8 Holy Cross*7:00 p.m.
 Oct. 12 at UMBC3:00 p.m.
 Oct. 15 at Colgate*7:00 p.m.
 Oct. 22 at Lafayette*1:00 p.m.
Oct. 28 Army*7:00 p.m.
 Nov. 2 at Philadelphia U.2:30 p.m.
Nov. 5 Bucknell*7:00 p.m.
 Nov. 11-13 Patriot League TournamentTBD
 # Denotes Anders Soccer Classic (Annapolis, Md.)
 \$ Denotes UMBC Classic (Baltimore, Md.)
 * Denotes Patriot League game.

2004 RESULTS

Sept. 1 Mount St. Mary's ..T, 0-0 (2 ot)
 Sept. 4 at UC Irvine%W, 3-0
 Sept. 6 vs. UNLV%L, 0-1
 Sept. 10 at Old Dominion#L, 1-5
 Sept. 12 vs. William & Mary#L, 0-1
Sept. 18 La SalleT, 0-0 (2 ot)
 Sept. 21 at DelawareL, 0-1 (2 ot)
Sept. 25 Philadelphia U.W, 3-0
 Sept. 29 at American*L, 0-1
 Oct. 2 at Holy Cross*L, 0-1
Oct. 9 Colgate*W, 2-1
Oct. 13 UMBCT, 2-2 (2 ot)
Oct. 17 Lafayette*L, 0-1
 Oct. 23 at Army*T, 0-0 (2 ot)
 Oct. 26 at GeorgetownL, 1-2
 Oct. 30 at Bucknell*L, 0-1
Nov. 5 Lehigh*L, 0-2
 % Denotes UC Irvine College Cup (Irvine, Calif.)
 # Denotes ODU Stihl Soccer Classic (Norfolk, Va.)
 * Denotes Patriot League Game

GENERAL INFORMATION

LocationAnnapolis, Md.
 FoundedOctober 10, 1845
 Enrollment4,000
 NicknameMidshipmen or Mids
 ColorsNavy Blue and Gold
 ConferencePatriot League
 Superintendent ... Vice Adm. Rodney Rempt, USN
 Director of AthleticsChet Gladchuk

NAVY MEN'S SOCCER

Head CoachRich Miranda
 Alma MaterWilliam & Mary (1985)
 Navy Record0-0-0 (1st year)
 Career Record0-0-0 (1st year)
 Miranda's Office Phone410-293-3153
 Assistant Coaches ..Patrick Kennedy, Mark Gower
 Men's Soccer Fax410-293-3149
 2004 Record3-10-4
 2004 Patriot League Record / Place ...1-5-1 / 8th
 2004 PostseasonNone
 Letterwinners Returning / Lost21 / 4
 Starters Returning / Lost9 / 2
 Home FieldGlenn Warner Soccer Facility
 SurfaceNatural Grass
 Capacity2,500

MEN'S SOCCER HISTORY

All-Time Record (years)581-317-116 (84)
 Record at Glenn Warner (years)10-9-6 (3)
 NCAA Tournament Appearances10
 Last1988
 Patriot League Tournament Appearances6
 Last2001
 Patriot League Tournament Titles0
 LastN / A
 Patriot League Regular-Season Championships ...1
 Last1991

STARTERS RETURNING (9)

No.	Name	Pos.	Yr	G-A-P
11	J.P. Murphy	F	So.	3-2-8
10	McKenzie Plank	F	Jr.	2-3-7
6	Eric Gorden	F	So.	2-1-5
21	Carter Stapleton	MF	Jr.	1-3-5
13	Kris Huff	D	Jr.	0-2-2
8	Brad Feige	D	Jr.	0-1-1
24	Danny Cook	D	Sr.	0-0-0
4	Tom Shelly	D	Jr.	0-0-0
22	Johnny Sadler	D	Sr.	0-0-0

STARTERS LOST (2)

No.	Name	Pos.	G-A-P	
14	Doug Kurz	MF	0-0-0	
No.	Name	Pos.	GAA	Sv. %
0	Frank DiFilippo	GK	0.97	.851

OTHER RETURNING LETTERWINNERS (12)

No.	Name	Pos.	Yr.	G-A-P
2	Ryan Trespalacios	MF	So.	2-0-4
5	Jason Copare	F	Sr.	1-0-2
26	Travis King	MF	So.	1-0-2
9	Justin Waskey	MF	So.	0-1-1
3	Kenan Knieriem	MF	Sr.	0-1-1
17	Josh Kristoff	MF	Jr.	0-0-0
20	Zach Pleis	D	Jr.	0-0-0
18	Will Riordan	MF	So.	0-0-0
15	Albert Silva	MF	Sr.	0-0-0
23	Zach Capacete	MF	Sr.	0-0-0
19	Brett Copare	MF	So.	0-0-0
No.	Name	Pos.	GAA	Sv. %
31	Chris Hermeling	GK	4.00	.500



Chris Forman
Assistant SID

NAVY SPORTS INFORMATION STAFF

Men's Soccer Contact: Chris Forman
Office Phone: 410-293-8774
Cell Phone: 413-687-4590
Email: forman@usna.edu
Sports Information Fax: 410-293-8954
Website: www.NavySports.com



Scott Strasemeier
Assistant AD/
Sports Information



Stacie Michaud
Associate SID



Justin Kischefsky
Assistant SID



Jonathan Maggart
SID Intern

Changes Abound in 2005 As Miranda Takes the Reins

After watching and learning from one of the nation's best, longtime Navy assistant coach Rich Miranda finally gets his chance.

In February, Miranda was named just the fourth head coach in Navy's illustrious 84-year history. He succeeds long-time mentor Dr. Greg Myers, who stepped down after 29 years in charge. Miranda served as an assistant coach for 14 of those years, waiting in the wings for his chance to lead this team.

He finally gets his chance in 2005, and while Miranda plans to keep some of Myers' teachings, he also plans to change things up.

We have made some changes and the players have responded very positively and are very energetic heading into the season, said Miranda, who takes over for Myers, who retired after a 233-196-62 record at Navy. We felt that we added more structure and defined our expectations of what is expected of this team. We have improved some of the little things that had been overlooked.

Miranda will take over a team that posted a 3-10-4 overall mark, a 1-5-1 Patriot League record and missed the Patriot League Tournament for the third straight season.

However, if the spring season was any indication of what this team is capable of, Miranda is building a winner in Annapolis. He implemented a new strength and conditioning program which mimics U.S. Team standards, tailored specifically for each Midshipman. Miranda and assistant coach Patrick Kennedy also had individual counseling sessions with each player and the team had sessions with a sports psychologist.

On the field, the Mids were very competitive, tying national powers Penn State and George Washington and falling to UNC-Greensboro, 2-0, despite using a split squad.

We hope that when the players get back from their summer workouts, that we are in great shape, and more prepared, added Miranda. We trimmed down our roster, which makes it more competitive, enables the players to get to know each other better and play for each other and gives us much more confidence.

Expectations have been raised and we know we can play with anyone, said Miranda.

We now have that confidence which we developed in the spring, and hopefully, can carry over into the fall.

FORWARD

The Midshipmen lacked offensive scoring punch last season, netting just 12 goals for the season. A big reason for the low offensive numbers was the absence of Addy Strasdas, who suffered a broken leg in a preseason scrimmage.

Strasdas is back at 100 percent and Miranda

expects the offense to be significantly better.

He is such a key offensive player for us, said Miranda about Strasdas. Strasdas scored just three points as a freshman, but the team missed his playmaking abilities a year ago. He is the quarterback and playmaker of our team and a quiet leader on the field. His play shows his leadership.

Joining Strasdas will be junior McKenzie Plank and sophomore J.P. Murphy. Plank was second on the team in 2004 with seven points (2 g, 3 a) and Murphy led the team as a freshman with eight points (3 g, 2 a). The duo accounted for 39.5 percent of Navy's scoring and 37.6 percent of all shots (56 of 149).

Plank is one of the fastest players I have ever coached, said Miranda. We need to find a way for him to utilize that speed and put him in a position to score. He needs to improve his shot, because he's going to get chances to score.

Murphy needs to be a productive goal scorer for us, added Miranda.

He's very athletic, has a great shot and will be the guy we go to when we need to score.

Other players that figure to push for time on the front line are seniors Danny Cook, Jason Copare and Zach Capacete. Cook spent his first three seasons as a back, but has great speed and is a very steady player. Copare played in 16 games last season, scoring a goal against nationally-ranked Old Dominion. Capacete is one of the most skilled players on the team and had an outstanding spring season.

Capacete really bought into what we are trying to do with this team, said Miranda. He decided he could add value to this team and his attitude has been tremendous. He was a big leader for us this past spring.

MIDFIELD

Last year's midfielders were young, as freshmen accounted for 22 starts last year. Every Mid that saw action at midfield in 2004 will be back in 2005, meaning an experienced bunch will take the field this fall.

Leading the way will be junior Carter Stapleton. The Summerfield, N.C., native started all 17 games last season and was the team's top scorer out of the midfielder position, tying for third on the team with five points and tying for the team lead with three assists. In his two years in Annapolis, Stapleton has started all 33

games. A very versatile player, Stapleton could also be moved up to forward, depending on the situation.

Stapleton is a very versatile player he could play anywhere on the field, said Miranda. We are relying on him to score and he needs to step up his game. We are expecting big things from him this year.

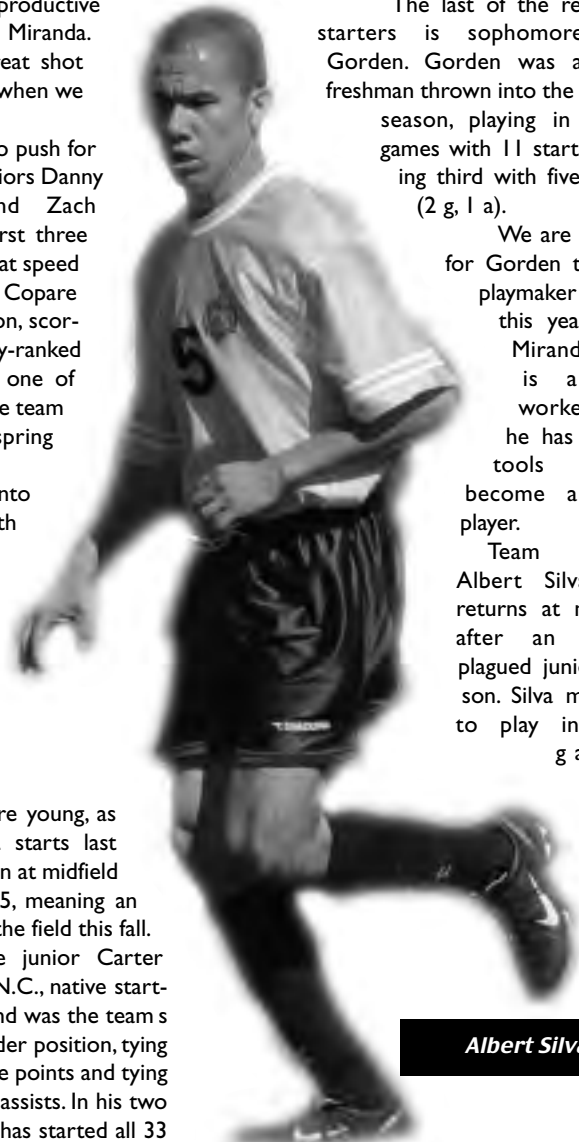
Joining Stapleton at midfield will be sophomore Justin Waskey. Waskey saw action in 16 games last season, drawing two starts and dishing out one assist. However, Miranda felt he should have seen more action last fall, giving him more time in the spring. Waskey responded with a stellar preseason campaign.

He should have played more last year, and he lost some confidence because of it, said Miranda. We gave him a long look in the spring and he performed very well, getting his confidence back. He is a very dangerous player.

The last of the returning starters is sophomore Eric Gorden. Gorden was another freshman thrown into the fire last season, playing in all 17 games with 11 starts, ranking third with five points (2 g, 1 a).

We are looking for Gorden to be a playmaker for us this year, said Miranda. He is a hard worker and he has all the tools to become a great player.

Team captain Albert Silva also returns at midfield after an injury-plagued junior season. Silva managed to play in eight games with



Albert Silva

three starts as a junior, but played in 28 of a possible 34 games in his first two seasons on The Yard.

The players couldn't have picked a better team captain, said Miranda.

His leadership has been tremendous and he has really helped other players buy into the idea of what we are trying to do here. The players respect him greatly and he is like having a coach on the field.

Other players that will contend for starting spots are senior Kenan Knieriem and a group of sophomores (Anthony Parker, Will Riordan, Ryan Trespalacios, Travis King and Brett Copare).

All of these players have something that they do very well and could be used in a variety of roles, said Miranda. We are hoping these guys step up and become an integral part of our team.

Tom Shelly

DEFENSE

The strength of last year's squad was its defense which gave up just 19 goals all year and posted five shutouts. The 19 goals were the fewest since 2001 and the third fewest since 1994.

Leading the charge will be junior Tom Shelly. He started all 17 games last year, serving as the last line of defense. Shelly has started 25 games in his two years at Navy.

He is the backbone of our defense, said Miranda. He does an excellent job organizing the defense and is a very good leader of the group.

Kris Huff, a junior from Kenifield, Calif., returns after starting all 17 games last season and was third on the team with two assists. Huff has started all 33 games in his time in Annapolis.

Huff has started every game at Navy and he is a very experienced and steady player, said Miranda. He's not overly flashy, but just gets the job done.

Lastly, junior Brad Feige is back after starting 11 of 13 games last fall, dish-ing out one assist.

He is a very steady force and doesn't get rattled, said Miranda. He was a starter most of last season, so he has a lot of experience as well.

Several other returnees will battle for a starting spot, including junior Zach Pleis. He saw action in 11 games with five starts.

Pleis is very athletic and useful, said Miranda. He could be used all over the field. We haven't figured out where to put him. He could create a position for himself.

Senior Johnny Sadler is also back after playing in 15 games with 10 starts.

He is skilled and comfortable with the ball, said Miranda. He could be a very effective player as an offside back for us.

GOALKEEPER

The most unsettled position on the roster is at goalkeeper. Three seniors and an incoming freshman figure to battle heavily for the starting spot—a race that could come down to the final day.

It really is a mystery right now about who will get the nod, said Miranda. None have quality in-season experience. All the experience they have had came in the spring.

Aric McElheny has the most experience of the senior trio, playing 252:17 during a sophomore year in which he backed up Frank DiFilippo. He posted a 0.71 GAA and an .875 save percentage in 2003, but hasn't seen action since.

He has great physical ability - you look at him and say There's a goalie, said Miranda about McElheny, who stands 6-4, 205 pounds. He has the tools to be very good. He bought into the change in attitude, but needs to show more leadership and be more vocal on the field.

Chris Hermeling has seen 45 minutes of action during his time in Annapolis (played the second half of a 5-1 loss to No. 9 Old Dominion last season).

He saw a lot of time during the spring, so I would say he has the most experience, said Miranda. He has a great attitude and has really worked hard to improve his game.

Lastly, Britton Chauvin has played 8:02, span-

ning two seasons.

He has a great knowledge of the game and a great attitude, said Miranda. His knowledge and ability to lead the defense is head and shoulders over everyone else.

Freshman Nolan Grebb could also battle for time. He was named all-state in New Jersey and, according to Miranda, a lot depends on how he plays and what condition he comes into camp.

If I were in his shoes, I would be licking my chops, said Miranda. He knows the job is wide open and knows if he grasps our system quickly and takes charge, that the job could be his.

SCHEDULE

Miranda has toned down the schedule a bit from last year, but it still presents a challenge.

In preseason exhibitions, the Mids will battle national powers William & Mary and Boston University. The games will give Miranda an idea of where the team stands heading into the regular-season opener against Niagara in the Anders Soccer Classic in Annapolis. Navy will also play traditional powers Davidson, Massachusetts, UMBC and La Salle in 2005.

The key for us is getting off to a strong start and building some confidence heading into Patriot League play. Early wins would help tremendously, said Miranda. All of the Patriot League games are tough, because of what they mean. Our league doesn't get a lot of NCAA at-large bids, so every game is a battle for positioning in the Patriot League Tournament.

We have tapered our schedule to get more wins and gain confidence, but still face challenging teams, said Miranda. Down the road, after we have developed a winning attitude, we feel we will be able to compete with some top-tier teams.

In the league race, Miranda thinks that American is the team to beat, after the Eagles advanced to the second round of the NCAA Tournament last year. He also expects Lehigh and Bucknell to challenge at the top.

Our goal is to make the Patriot League Tournament, said Miranda. Once you get there, anything can happen, and any team can win it.

We are going to play to win, added Miranda. We are going to take a more aggressive approach and create more attacking situations. We have encouraged that attitude in our team. It can burn you or play into your favor and we think we have the team where it can play into our favor.





HEAD COACH RICH MIRANDA

FIRST YEAR AS HEAD COACH 15TH YEAR AT NAVY

On February 15, 2005, a new era of Navy soccer began when Rich Miranda was named just the fourth head coach in the 85-year history of the program.

Miranda has big shoes to fill, taking over for Dr. Greg Myers, who finished his Navy career with a 233-196-62 mark in 29 seasons. Myers announced his resignation at the end of the 2004 campaign.

"I am confident that under Rich Miranda's leadership, we will see a significant improvement, as quickly as next season, in the progress and competitiveness of our men's soccer program at the Academy," said Navy athletic director Chet Gladchuk. "Soccer is a lead program for us and our expectations for high levels of success are very realistic. We play in a strong league with an automatic NCAA qualifier, have a fantastic facility, alumni support, appropriate resources, talented returning midshipmen and a 14-year veteran coach who understands the Academy. The formula is in place and we are all anxious to benefit from the new influence and energy of Coach Miranda."

Miranda's most recent position was that of assistant men's soccer coach at Navy. Under the direction of Greg Myers, Miranda held that position for 14 years. He helped coach the Mids to a 113-106-24 record during that span, including the 1991 Patriot League regular-season title. During that timeframe, Navy advanced to seven Patriot League Tournaments with three appearances in the finals. Since 1991, Navy has had 42 players earn All-Patriot League honors, including five players that won either Offensive or Defensive Player of the Year or Rookie of the Year accolades.

During the past summer, Miranda, along with assistant coach Patrick Kennedy, guided the Maryland State Olympic Development Program (U-16 Team) to its first regional Championship at the U.S. Youth Soccer Regional Championships held at Rider University in June. The team won the championship in double overtime on penalty kicks over the New York East State Team.



Miranda continues to play competitive soccer on a premier men's team in Northern Virginia Soccer League. The team made it to the amateur U.S. National Cup in 2004 before losing in the semi-finals in double overtime on penalty kicks.

Miranda earned his bachelor's degree in business management from William & Mary in 1985 and his master's degree in sports management from Richmond in 1990.

Miranda spent a year as an assistant soccer coach at William & Mary and two seasons as an assistant at Richmond during the 1986 and 1987 seasons. He has been an active participant in the Olympic Development Program for youth soccer in the local area since 1989.

During his collegiate career at William & Mary, Miranda was a four-year letterwinner for the Tribe. He earned first team All-Colonial Athletic Association honors and first team All-South Region honors, as well as the Tribe's Rookie of the Year during his freshman campaign. Miranda also competed on the international level, including England's Tottenham Hotspurs, Canada's Under-18 National Team and the Toronto Blizzard Reserves from the North American Soccer League (NASL).

"I learned a great deal about the game from a legend of the game itself, said Miranda. It is a distinguished honor to represent such a respected institute of higher learning as the men's head soccer coach. I look forward to aligning the goals of the soccer program with the goals of the NAAA which will, in turn, create the winning tradition that Navy has enjoyed during its history of athletic competition. Go Navy!"

Coaching Experience...

Feb. 15, 2005 Named Navy's fourth head coach in men's soccer history

1991-2004 Navy assistant coach

1995-97 Head coach of United States Youth Soccer Association team Top Guns.

1988 Assistant coach and administrative assistant at William & Mary

1986-87 Assistant coach for the Olympic Development Program.

1986-87 Assistant coach at University of Richmond.

1983-85, 1989 Head coach at Lafayette High School (Williamsburg, Va.)

Playing Experience...

England's Tottenham Hotspurs, Canada's Under-18 National Team and Toronto Blizzard Reserves (NASL).

1982-1985 Four-year letterwinner at William & Mary

1985 First-team All-CAA

1985 First-team All-South Region

1982 William & Mary Rookie of the Year

Education...

1985 Graduated from William & Mary with a bachelor's degree in business management.

1990 Master's degree in sports management from Richmond.



PATRICK KENNEDY

ASSISTANT COACH FIFTH YEAR AT NAVY

Patrick Kennedy will join Miranda as his assistant coach after serving in the role of volunteer assistant coach for four years.

Kennedy has been a member of the Navy coaching staff for the last four years, while working full-time in Washington D.C., as a defense contractor for Naval Criminal Investigative Services. Before working in the government sector, he served seven years on active duty in the United States Navy and was stationed in San Diego, Washington, D.C., and overseas. While serving in the military, he was selected to play with the All-Navy and All-Armed Services teams and represented the U.S. Armed Forces Team in Cairo, Egypt, at the World Military Games in 2000 and 2002. His last duty station was the Office of Naval Intelligence in Suitland, Md., before resigning his active duty commission as a Lieutenant in 2002.

Kennedy started his coaching career in youth select soccer in San Diego in 1997, where he led the Villa Soccer Club. He has coached at a number of elite summer camps including Hubert Volgelsinger Soccer Academy, Virginia Tech and Navy. He received his "A" coaching license through the United States Soccer Foundation this past January and has started coaching with the Maryland State Olympic Development Program (U-16). He and Coach Rich Miranda led the Maryland State Team to its first regional Championship at the US Youth Soccer Regional Championships held at Rider University this past June. The team won

the championship in double overtime on penalty kicks over the New York East State Team.

Kennedy comes from a long line of soccer influences, as his father was the head coach at Belmont Abbey College before starting the men's soccer program at Wake Forest University from 1979-1987. His uncle, Matt Kennedy, was a professional goalkeeper and played in the now-defunct Major Indoor Soccer League (MISL) and the National American Soccer League (NASL). He now currently coaches high school and youth select teams in Des Moines, Iowa.

Kennedy received his A Coaching License through the United States Soccer Federation this past January in Tampa, and has started coaching with the Maryland State Olympic Development Program (U-16 Team).

Kennedy continues to play competitive soccer on a premier men's team in Northern Virginia Soccer League. The team made it to the amateur U.S. National Cup in 2004 before losing in the semi-finals in double overtime on penalty kicks.

Patrick is married to Christine Kennedy (Navy '94). Christine was a former women's track and field captain at Navy and is currently serving on active duty in the United States Marine Corps at the White House Military Office. They reside in Alexandria, Va., and Patrick is currently pursuing his master's degree at George Washington University in crisis and emergency management.



MARK GOWER

ASSISTANT COACH SEVENTH YEAR AT NAVY

Mark Gower returns for his seventh season as an assistant coach to Rich Miranda, working primarily with Navy's goalkeepers.

Under Gower's tutelage, former standout Brian Steckroth earned All-America honors in 2001, Navy's first All-American in 26 years. Steckroth posted a career goals-against average of 0.97, breaking the Patriot League career record. He also guided Frank DiFilippo to second-team All-Patriot League honors a year ago, while posting a 0.97 GAA and 97 saves, the second-highest total in school history.

Prior to arriving in Annapolis, Gower spent five seasons as an assistant coach with the Georgetown women's team (1994-98). Gower entered the coaching ranks as an assistant coach at Suitland High School (1990-92), taking over the head coaching duties in 1993. Suitland made the playoffs in all four of his seasons after missing the postseason for 30 consecutive years. He has been coaching goalkeepers since he began club coaching in 1986.

Gower, a 1987 graduate of Maryland, recently earned a master's degree in counseling psychology at Bowie State.

SUPPORT STAFF



ERIC RUDEN
*Senior Associate
Athletic Director*



RAY CHRONISTER
Athletic Trainer



**LCDR MARC
BORAN, USN**
Officer Representative



**DR. REZA
MALEK-MADANI**
Faculty Representative



KIRK WOOLFOLK
Strength Coach



**LCDR SIMON
BARTLETT**
Team Physiologist

2005 NAVY MEN'S SOCCER ROSTER

No.	Name	Pos.	Yr.	Ht.	Wt.	Hometown (High School)
00	Britton Chauvin	GK	Sr.	5-8	160	Metairie, La. (Isidore Newman)
1	Aric McElheny	GK	Sr.	6-4	205	Baton Rouge, La. (Wausau West (Wis.))
2	Anthony Parker	M	So.	5-11	156	Fredericksburg, Va. (Chancellor)
3	Kenan Knieriem	M	Sr.	5-8	160	Kailua, Hawai'i (Punahou School)
4	Tom Shelly	D	Jr.	6-0	185	Crofton, Md. (South River)
5	Nate Stokes	F	Fr.	5-9	162	Sugar Land, Texas (William P. Clements)
6	Eric Gorden	M	So.	5-10	160	Longwood, Fla. (Lake Mary)
7	Addy Strasdas	M	Jr.	6-1	170	Tampa, Fla. (Paul R. Wharton)
8	Brad Feige	D	Jr.	5-10	157	Annandale, Va. (Falls Church)
9	Justin Waskey	M	So.	6-0	175	Georgetown, Ky. (Saint Xavier)
10	McKenzie Plank	F	Jr.	6-0	165	Mountain View, Calif. (Bellarmine College Prep)
11	J.P. Murphy	F	So.	6-0	180	Severna Park, Md. (Severna Park)
12	Adam Pennington	D	Fr.	6-2	190	Tampa, Fla. (Jupiter)
13	Kris Huff	D	Jr.	6-1	182	Kenfield, Calif. (Redwood)
14	Ryan Trespalacios	F	So.	5-8	150	Circle Lake City, Fla. (Fort White)
15	Albert Silva	M	Sr.	5-7	140	Plano, Texas (Plano East)
16	Travis King	M	So.	5-6	160	Loveland, Ohio (Loveland)
17	Josh Kristoff	F	Jr.	6-0	140	Liverpool, N.Y. (Manlius Pebble Hill)
18	Will Riordon	D	So.	5-10	165	Oak Ridge, N.C. (Northwest Guilford)
19	Brett Copare	D	So.	5-10	165	Pittsgrove, N.J. (A.P. Schalick)
20	Zach Pleis	D	Jr.	5-9	165	Granite Bay, Calif. (Granite Bay)
21	Carter Stapleton	M	Jr.	5-11	167	Summerfield, N.C. (Northwest Guilford)
22	Johnny Sadler	D	Sr.	5-10	150	Rockport, Texas (Gregory-Portland)
23	Zach Capacete	F	Sr.	5-6	130	Nacogdoches, Texas (Nacogdoches)
24	Danny Cook	F	Sr.	6-1	185	Germantown, Tenn. (Christian Brothers)
25	Adam Cohen	D	Fr.	6-0	183	Encinitas, Calif. (La Costa Canyon)
26	Will Reiser	D	Fr.	6-0	175	Greensboro, N.C. (Grimsley)
31	Chris Hermeling	GK	Sr.	6-0	190	Fairfax, Va. (Chantilly)
32	Thomas Jenkins	GK	So.	5-11	185	Franklin, N.C. (Franklin)
87	Nolan Grebb	GK	Fr.	6-1	188	Woodbury, N.J. (Woodbury)

By Class...

Senior (8): Capacete, Chauvin, Cook, Hermeling, Knieriem, McElheny, Sadler, Silva

Junior (8): Feige, Huff, Kristoff, Plank, Pleis, Shelly, Stapleton, Strasdas

Sophomore (9): Copare, Gorden, Jenkins, King, Murphy, Parker, Riordon, Trespalacios, Waskey

Freshman (5): Cohen, Grebb, Pennington, Reiser, Stokes

By State...

California (4): Cohen, Huff, Plank, Pleis

Florida (4): Gorden, Pennington, Strasdas, Trespalacios

North Carolina (4): Jenkins, Reiser, Riordon, Stapleton,

Texas (4): Capacete, Silva, Sadler, Stokes

Virginia (3): Feige, Parker, Hermeling

Louisiana (2): Chauvin, McElheny

Maryland (2): Shelly, Murphy

New Jersey (2): Copare, Grebb

Hawaii (1): Knieriem

Kentucky (1): Waskey

New York (1): Kristoff

Ohio (1): King

Tennessee (1): Cook

Pronunciations...

#00 Britton Chauvin
Britian Sho-Von

#3 Kenan Knieriem
Key-nin Ke-nair-e-um

#7 Addy Strasdas
Odd-e

#8 Brad Feige
Feeg

#19 Brett Copare
Co-Pair

#20 Zach Pleis
Place

#23 Zach Capacete
Cap-a-Set-ee

Head Coach: Rich Miranda (William & Mary 85)

Assistant Coaches: Mark Gower, Patrick Kennedy

Officer Representative: Capt. Mike Doyle, USN

Faculty Representative: Dr. Reza Malek-Madani

Team Captain: Albert Silva

Managers: Jennifer Proudfoot, Antony Robertson



MIDSHIPMAN BIOS



ZACH CAPACETE

F • SR. • 5-6 • 130
NACOGDOCHES, TEXAS

2004: Capacete played in 14 games, drawing five starts ... recorded two shots on the year ... missed games against UC-Irvine, Army and Bucknell. **2003:** Played in three games. **2002:** Saw action in two games.

Personal: Two-year letterwinner in soccer at Nacogdoches High School ... earned first-team all-state and all-region honors in 2002 ... named first-team all-district 2001-02 and was selected team MVP as a senior ... helped lead NHS to the 2000 and 01 District 12-5A State Championship ... also lettered in cross country ... member of the National Honor Society ... participated in Fellowship of Christian Athletes and was on the student council ... born Nov. 16, 1983, in Jacksonville, Fla. ... son of Daniel and Mariquita Capacete ... systems engineering major.

CAPACETE'S CAREER STATISTICS

Year	GP/GS	Shots	Gl.	Ast.	Pts.
2002	2/0	0	0	0	0
2003	3/0	0	0	0	0
2004	14/5	2	0	0	0
Totals	19/5	2	0	0	0



Zach Capacete



Britton Chauvin

BRITTON CHAUVIN

GK • SR. • 5-8 • 160
METAIRIE, LA.

2004: Appeared in one game on the season, seeing 2:09 of action in a 3-0 win over Philadelphia University ... did not record any statistics. **2003:** Played one game in net ... Saw action for 5:53 against Georgetown, making one save while allowing no goals. **2002:**

Did not see any action, but played well in the spring season. **Personal:** Earned four letters in soccer at Isidore Newman High School ... was named the 2002 Louisiana Gatorade Player of the Year (first goalkeeper to win the award in the state) and 2002 Louisiana NSCAA/Adidas Player of the Year ... earned all-state honors in 2001 and 02, in addition to serving as the team captain ... helped Isidore Newman win the 1999 Louisiana State High School Division III State Championship (19-0-2) and the 02 State Championship (18-2-2) ... member of the Louisiana Premier League Championship teams from 1999-02 ... brother, Christian, was a placekicker for the University of Tennessee football team ... born Feb. 21, 1984, in New Orleans, La. ... son of Stephen and Cynthia Anne Chauvin ... ocean engineering major.

CHAUVIN'S CAREER STATISTICS

Year	Min.	GA	GAA	Saves	Sv. %	Rec.	SO
2002	-- DID NOT SEE ANY ACTION --						
2003	5:53	0	0.00	1	1.000	0-0-0	0
2004	2:09	0	0.00	0		0-0-0	0
Totals	8:02	0	0.00	1	1.000	0-0-0	0



DANNY COOK


F • SR. • 6-1 • 185
GERMANTOWN, TENN.

2004: Cook had an outstanding junior season for Navy and will be relied upon heavily during his senior season. Cook started all 17 games and organized a Navy defense that allowed just 1.05 gpg last season. ... was the last line of defense before All-Patriot

League goalkeeper Frank DiFilippo. ... also recorded five shots on the season. **2003:** Played in 14 of 16 games, starting 12 of those ... took one shot. **2002:** Gained valuable experience by playing in 14 games, while making three starts ... made his first-collegiate start against UAB and took one shot ... also earned starts against Appalachian State and Delaware ... versatility allowed him to play as a defensive midfielder and in the back at defender ... took five shots. **Personal:** Four-year letterwinner at Christian Brothers High School ... team captain and was named all-metro, all-region and all-state in 2002 ... selected West Division Region Offensive MVP in 2001 and Region Defensive MVP in 2002 ... member of the National Honor Society ... born Nov. 11, 1983, in Jacksonville, Fla. ... son of Daniel and Kay Cook ... father Dan was a member of the Navy track & field team from 1975-78 ... American politics and law major.

COOK'S CAREER STATISTICS

Year	GP/GS	Shots	Gls.	Ast.	Pts.
2002	14/3	5	0	0	0
2003	14/12	1	0	0	0
2004	17/17	5	0	0	0
Totals	45/32	11	0	0	0



Danny Cook



CHRIS HERMELING


GK • SR. • 6-0 • 190
FAIRFAX, VA.

2004: Appeared in one game on the year, playing the second half of a 5-1 loss to No. 9-ranked Old Dominion. ... allowed two goals and made two saves against the Monarchs ... was named to the Patriot League Academic Honor Roll. **2003:** Did not see

any action on the field ... was a valuable practice performer. **2002:** Did not see any action. **Personal:** Four-year letterwinner in soccer at Chantilly High School ... two-year team captain and was named team MVP in 2002 ... earned second-team all-region honors in 2002 and first-team all-district honors in 2000 ... helped CHS to a 13-4-2 record and the district championship in 2002 ... team went 16-7-2 in 2000 to finish as the Virginia State High School runner-up ... also lettered in football and basketball at CHS ... member of the National Honor Society ... born Feb. 17, 1984, in Bethesda, Md. ... son of Ted and Kay Hermeling ... father, Ted, graduated from the Naval Academy in 1971, while his brother, Allen, was a member of the graduating Class of 2002 ... systems engineering major.

HERMELING'S CAREER STATISTICS

Year	Min.	GA	GAA	Saves	Sv. %	Rec.	SO
2002		--	DID NOT SEE ANY ACTION	--			
2003		--	DID NOT SEE ANY ACTION	--			
2004	45:00	2	4.00	2	.500	0-0-0	0
Totals	45:00	2	4.00	2	.500	0-0-0	0



KENAN KNIERIEM


M • SR. • 5-8 • 160
KAILUA, HAWAII

2004: Played in 15 of Navy's 17 games in 2004. ... registered one point, an assist, on the season. ... first career assist came in 2-2 tie against UMBC on Oct. 13. ... outstanding on the defensive end, helping hold opponents to just 1.05 gpg. ... also had four shots on the


season ... was named to the Patriot League Academic Honor Roll. **2003:** Played in 15 of Navy's 16 games ... started two contests (Buffalo and Delaware), both shutouts for the Midshipmen ... first goal of his career was the gamewinner in a 1-0 victory against Towson. **2002:** Saw action in five games, but should push for more playing time after a strong spring. **Personal:** Earned four letters at Punahou High School ... helped the team win the state championship and was a member of the Hawai'i ODP squad ... also lettered in cross country, golf, gymnastics and kayaking at PHS ... received the 2002 Most Inspirational Award in gymnastics ... born April 30, 1984, in Kailua, Hawai'i ... son of Kenan and Judith Knieriem ... his father was a four-year letterwinner in soccer at Navy from 1971-74 and graduated from the Academy in 1975 ... Naval architecture major.

KNIERIEM'S CAREER STATISTICS

Year	GP/GS	Shots	Gls.	Ast.	Pts.
2002	5/0	0	0	0	0
2003	15/2	11	1	0	2
2004	15/4	4	0	1	1
Totals	35/6	15	1	1	3



Kenan Knieriem



JOHNNY SADLER
D • SR. • 5-10 • 150
ROCKPORT, TEXAS

2004: Sadler played in 15 games, starting 10 of them, during his junior season he recorded one shot on the season. **2003:** Played in 15 games for Navy, starting five ... earned the first start of his career against Hartford ... scored the first point of his career with an assist against Columbia ... took three shots from his midfield position. **2002:** Saw action in five games off the bench. **Personal:** Three-year letterwinner in soccer at Gregory-Portland High School ... named all-district in 1999 and 2000 ... played on the 1996 Texas State ODP team ... member of the National Honor Society and student council ... born Nov. 14, 1983, in Kingsville, Texas ... son of Mike Pfliser and Betsy Sadler ... his father, George Sadler, was a varsity letterwinner in soccer and lacrosse at the Academy and graduated in 1969 ... American politics and law major.

SADLER'S CAREER STATISTICS

Year	GP/GS	Shots	Gls.	Ast.	Pts.
2002	5/0	0	0	0	0
2003	15/5	3	0	1	1
2004	15/10	1	0	0	0
Totals	35/15	4	0	1	1



ARIC MCELHENY
GK • SR. • 6-4 • 205
WAUSAU, WIS.

2004: Did not see any action during the season. **2003:** Played in the first games of his career, earning the start in two of the four games he participated in ... was Navy's starting keeper against Buffalo and American ... made a career-best five saves and did not allow a goal against the Eagles in 78 minutes ... allowed just two goals in 252:17 minutes of action on the year for a 0.71 GAA ... stopped 14 shots and posted a 2-0-0 record in the net. **2002:** Did not see any action. **Personal:** Earned two letters at Wausau West High School ... two-year team captain and MVP ... named first-team all-conference in 2000 and 01 ... member of the Wisconsin State ODP squad from 2001-02 ... helped WWHS to a 40-4-1 record in two seasons ... squad won the USA Cup Championship in 2001 and finished second at the State Cup Tournament twice ... member of the National Honor Society and volunteered at the humane society in his free time ... former teammate, Derrick Rhodes, plays soccer at Massachusetts ... born April 25, 1984, in Salt Lake City, Utah ... son of Bruce and Candi McElheny ... electrical engineering major.

MCELHENY'S CAREER STATISTICS

Year	Min.	GA	GAA	Saves	Sv. %	Rec.	SO
2002		-- DID NOT SEE ANY ACTION --					
2003	252:17	2	0.71	14	.875	2-0-0	1
2004		-- DID NOT SEE ANY ACTION --					
Totals	252:17	2	0.71	14	.875	2-0-0	1

Johnny Sadler





ALBERT SILVA

TEAM CAPTAIN

M • SR. • 5-7 • 140
PLANO, TEXAS

2004: Silva played in eight games during his junior season, starting in three ... played in eight of the final 10 games after missing the first seven games due to injury ... had three shots on the year. **2003:** Came off the bench for 12 games and earned the start in two contests ... first career start came against Columbia ... also started the final game of the season against Lehigh ... took one shot in that game and scored his only goal of the season ... first career helper came on the game winning goal against Towson. **2002:** Valuable reserve for the Mids, seeing action in 14 games in the midfield ... took five shots, including three shots on goal ... took a season-high two shots against Lafayette. **Personal:** Lettered at Plano East High School ... three-year team captain at PEHS and was selected team MVP in 1999 ... named all-district in 2000 and 01 ... member of the student council ... born Sept. 9, 1982, in Plano, Texas ... son of Albert and Esther Silva ... systems engineering major.

SILVA'S CAREER STATISTICS


Year	GP/GS	Shots	Gls.	Ast.	Pts.
2002	14/0	5	0	0	0
2003	14/2	4	1	1	3
2004	8/3	3	0	0	0
Totals	36/5	12	1	1	3



Albert Silva



Brad Feige



BRAD FEIGE

#8

D • JR. • 5-10 • 157
ANNANDALE, VA.

2004: Feige played in 13 games, starting 11 of them, including the first nine of the season ... registered an assist in 3-0 triumph over Philadelphia University on Sept. 25 ... had three shots on the season. **2003:** Was active in nine games on defense ... fired off four shots from his defensive position ... took a season-high three shots against Delaware. **Personal:** Earned four letters in soccer at Falls Church High School ... helped squad capture the 1998 Virginia State Championship with a 9-0 record ... a member of the 1998 NCSL Division I Championship team and the 2001 Capital City Championship squad ... served as team captain and was selected team MVP in 2001 ... also earned Honorable-Mention All-Metro honors in addition to being picked first-team all-district his senior year ... also earned four varsity letters in golf, and one in football, wrestling, indoor track and swimming ... was the 2000 MVP and team captain of the FCHS golf team ... member of the National Honor Society ... born Dec. 7, 1983, in Colorado Springs, Colo. ... son of Edmund and Margaret Feige ... economics major.

FEIGE'S CAREER STATISTICS

Year	GP/GS	Shots	Gls.	Ast.	Pts.
2003	9/0	4	0	0	0
2004	13/11	3	0	1	1
Totals	22/11	7	0	1	1




KRIS HUFF

D • JR. • 6-1 • 182
KENIFIELD, CALIF.

2004: Huff had another solid season for Navy, starting all 17 games for the Mids ... has started all 33 games in his two seasons for Navy ... distributed two assists on the season, coming against Philadelphia University (Sept. 25) and Colgate (Oct. 9) ... also recorded eight shots, including four on goal ... named to the UC-Irvine College Cup All-Tournament team. **2003:** Made an immediate impact on the program, starting all 16 games for Navy ... took his only shot of the season in the Army game. **Personal:** Four-year letterwinner at Redwood High School ... played on the 2003 Cal-North State Cup and Region IV Championship teams ... selected to the Cal-North All-State Team from 1999-02 ... named to the 2001-02 Marin County Athletic League First Team ... served as the RHS 2002 team captain and was voted team MVP ... born March 21, 1985 ... son of Robert Huff and Judy Helden ... ocean engineering major.

HUFF'S CAREER STATISTICS

Year	GP/GS	Shots	Gls.	Ast.	Pts.
2003	16/16	1	0	0	0
2004	17/17	8	0	2	2
Totals	33/33	9	0	2	2




JOSH KRISTOFF

F • JR. • 6-0 • 140
LIVERPOOL, N.Y.


2004: Played in 11 games, earning a start against UMBC ... recorded five shots on the year. **2003:** Was active in four games for the Mids ... took three shots on the season ... fired off a season-high two shots against Georgetown. **Personal:** Four-year letterwinner at Manlius Pebble Hill High School ... helped his squad capture the 2002 Capital Cup and the state and regional championships ... earned all-league honors in 2000 and 02, while receiving honorable mention honors in 1999 ... also earned one varsity letter in golf ... served as the 2002-03 student council president ... born June 18, 1985, in Syracuse, N.Y. ... son of James and Teresa Kristoff ... his father was a four-year letterwinner in soccer from 1977-80 and graduated from the Academy in 1980 ... quantitative economics major.

KRISTOFF'S CAREER STATISTICS

Year	GP/GS	Shots	Gls.	Ast.	Pts.
2003	4/0	3	0	0	0
2004	11/1	5	0	0	0
Totals	15/1	8	0	0	0



McKenzie Plank



MCKENZIE PLANK

F • JR. • 6-0 • 165
MOUNTAIN VIEW, CALIF.

2004: Plank had a strong sophomore season, appearing in 16 games with 10 starts ... ranked first on the team in assists (3), shots (31), shots on goal (16) and game-winning goals (2) and was second in goals (2) and points (7) ... netted a career-best three points (1 g, 1 a) in the 3-0 victory over UC-Irvine on Sept. 4 ... scored second goal of season, the eventual game-winner, in a 2-1 victory over Colgate (Oct. 9) ... dished out assists against Philadelphia University and UMBC ... scored in back-to-back games against Colgate and UMBC. **2003:** Was a key player on the squad ... started four of the 15 games he played in ... earned the first start of his career in the season-opener against Birmingham Southern ... recorded a season-high two shots in that game. **Personal:** Earned two varsity letters at Bellarmine College Prep ... led the squad to a 25-0 record and the 2002 National High School Championship ... served as team captain in 2003 and was named all-league ... also earned two varsity letters in track ... born Jan. 30, 1985, in Norfolk, Va. ... son of Scott and Sally Plank ... English major.

PLANK'S CAREER STATISTICS

Year	GP/GS	Shots	Gls.	Ast.	Pts.
2003	15/4	9	0	0	0
2004	16/10	31	2	3	7
Totals	31/14	40	2	3	7



ZACH PLEIS

D • JR. • 5-9 • 165
GRANITE BAY, CALIF.

2004: Pleis had another solid season, appearing in 11 games, starting five of them ... had four shots on the season, while playing solid defense in the back. **2003:** Was an impact player from day one ... was one of only six players to start every game he played in ... recorded nine shots on the season as a defender ... scored once, the game-winner in the Army contest ... named Patriot League Freshman of the Week for the week ending Oct. 27 after his game-winning performance against the Black Knights. **Personal:** Two-year letterwinner at Granite Bay High School ... led GBHS to the 2001 and 02 Sierra Foothill League Championship with a combined record of 23-1-2 ... named all-city, all-league, team captain and team MVP in 2002 ... awarded the GBHS Scholar-Athlete Award in 2003 ... born Jan. 20, 1985, in Mountain View, Calif. ... son of Mitchell and Carole Pleis ... father played college football at Stanford and professionally for the San Francisco 49ers ... ocean engineering major.

PLEIS' CAREER STATISTICS


Year	GP/GS	Shots	Gls.	Ast.	Pts.
2003	14/14	9	1	0	2
2004	11/5	4	0	0	0
Totals	25/19	13	1	0	2



Zach Pleis



Tom Shelly



TOM SHELLEY

D • JR. • 6-0 • 185
CROFTON, MD.

#4

2004: Shelly was one of four field players to start all 17 games, registering no points had five shots, including four on goal ... was an integral part of a defense that allowed only 19 goals all season ... named to the UC-Irvine College Cup All-Tournament team. **2003:** Played in 13 games, earning the start in eight of those ... fired off one shot during the season. **Personal:** Four-year letterwinner at South River High School ... led SRHS to the 2001 Anne Arundel County Championship with a 12-1 record ... named first-team all-county in 2002 and second-team all-county in 2001 by *The Capital* newspaper ... also earned four varsity letters in lacrosse at SRHS ... born Sept. 30, 1984, in Annapolis, Md. ... son of Tom Shelly and Cindy Warboy ... father was a co-captain of the 1978 Navy soccer team and graduated from the Academy in 1979 ... systems engineering major.

SHELLY'S CAREER STATISTICS

Year	GP/GS	Shots	Gls.	Ast.	Pts.
2003	13/8	1	0	0	0
2004	17/17	5	0	0	0
Totals	30/25	6	0	0	0



CARTER STAPLETON

M • JR. • 5-11 • 167
SUMMERFIELD, N.C.

2004: Stapleton had a solid sophomore campaign in Annapolis, starting all 17 games for the Mids he was third on the team in points with five and led the squad with three assists recorded assists in two of the first four games of the year, against UC-Irvine

(Sept. 4) and Old Dominion (Sept. 10) potted first goal of 2004 in a 3-0 win over Philadelphia University (Sept. 25) also dished out a helper against Colgate (Oct. 9) was fourth on the team with 12 shots, including seven on goal. **2003:** Played in and started all 16 games for Navy ... one of only four players to do so ... was second on the team with 21 shots ... scored his first collegiate goal against Massachusetts.

Personal: Three-year letterwinner at Northwest Guilford High School ... member of the 2002 State Cup Championship squad ... named the 2002 team MVP ... team captain in the 2002 East-West All-Star Game ... also earned two varsity letters in basketball ... high school teammate of Navy sophomore Will Riordan ... born March 30, 1984, in Fayetteville, N.C. ... son of Michael and Mary Stapleton ... his great uncle, Jimmy Carter, served as the 39th President of the United States (1977-81) ... international relations major.

STAPLETON'S CAREER STATISTICS

Year	GP/GS	Shots	Gls.	Ast.	Pts.
2003	16/16	21	1	0	2
2004	17/17	12	1	3	5
Totals	33/33	33	2	3	7



Carter Stapleton



Addy Strasdas



ADDY STRASDAS

M • JR. • 6-1 • 170
TAMPA, FLA.

2004: Missed the entire 2004 season with a broken leg suffered in a preseason scrimmage. **2003:** Was a starter in all 16 contests ... one of only four players to start every game ... was the team's third-leading scorer with three points ... scored once and assisted on another goal ... was the highest scoring freshman on the squad ... notched his first collegiate goal in 2-1 win over Holy Cross ... assisted on Navy's only score against Lehigh in the final game of the season. **Personal:** Three-year letterwinner at Paul R. Wharton High School ... played on the 2001 U-15 Florida State Championship team, as well as the 2000 U-14 Nike Cup World Finalist squad ... member of the 2003 Florida State Olympic Development Program team and the 2003 Region III ODP team ... prep teammate, Garth Juckem, will be playing for American in the fall ... born Sept. 25, 1985, in Los Angeles, Calif. ... son of Richard Riggio and Tamami Strasdas ... economics major.

STRASDAS' CAREER STATISTICS

Year	GP/GS	Shots	Gls.	Ast.	Pts.
2003	16/16	11	1	1	3
2004	-- DID NOT SEE ANY ACTION --				
Totals	16/16	11	1	1	3



BRETT COPARE

D • SO. • 5-10 • 165
PITTSBORO, N.J.

2004: Copare played in seven games as a freshman, accounting for no statistics played in the last three games of the season.

Personal: Four-year letterwinner in soccer and track at Arthur P. Schalick High School ... led high school squad to two New Jersey

state championships ... earned All-County, All-South Jersey and All-Group One honors in final two years ... also helped club team, FCDELCO, to a national championship ... brother of 2004 Naval Academy graduate and men's soccer player Matthew Copare ... born October 13, 1985, in Camden, N.J. ... son of Fiore and Andrea Copare ... economics major.

COPARE'S CAREER STATISTICS

Year	GP/GS	Shots	Gls.	Ast.	Pts.
2004	7/0	0	0	0	0
Totals	7/0	0	0	0	0



ERIC GORDEN


M • SO. • 5-10 • 160
LONGWOOD, FLA.

2004: Gorden had an outstanding freshman season, ranking third on the team with five points (2 g, 1 a) was fourth on the team with 11 shots and his two goals tied for second scored first career point, an assist, in Navy's 3-0 win over UC-Irvine on Sept. 4

scored first goal in 3-0 win over Philadelphia University on Sept. 25, then scored another goal three games later in a 2-1 victory over Colgate appeared in all 17 games, starting 11 of them was named BRINE Patriot League Rookie of the Week on Oct. 11, after scoring the game-winning goal against Colgate. **Personal:** Earned four varsity letters in soccer and one in cross country at Lake Mary High School ... finished second in the Florida state championship as a senior ... Named to the All-State team in final two seasons ... father, David, is a 1972 graduate of the Naval Academy ... born October 17, 1985, in Oxnard, Calif. ... son of David and Susan Gorden ... mechanical engineering major.

GORDEN'S CAREER STATISTICS

Year	GP/GS	Shots	Gls.	Ast.	Pts.
2004	17/11	11	2	1	5
Totals	17/11	11	2	1	5



THOMAS JENKINS

GK • SO. • 5-11 • 185
FRANKLIN, N.C.


2004: Did not see any game action.

Personal: Earned four varsity letters in soccer and one in golf at Franklin High school ... also earned a letter in soccer at Phillips Exeter Academy ... led high school squad to 2000 Mountain Athletic Conference

Championship ... two-time all-conference player ... born January 15, 1985, in Franklin, N.C. ... son of Tommy and Robin Jenkins ... political science major.

JENKINS' CAREER STATISTICS

Year	Min.	GA	GAA	Saves	Sv. %	Rec.	SO
2004	-- DID NOT SEE ANY GAME ACTION --						
Totals	0:00	0	0.00	0		0-0-0	0



Eric Gorden



TRAVIS KING


M • SO. • 5-6 • 160
LOVELAND, OHIO

2004: King played in the last seven games of the season, accounting for two points (1 g, 0 a) had perhaps Navy's biggest goal of the season, as his netter with 28 seconds left in regulation enabled Navy to tie UMBC, 2-2 the goal came in his first career

game recorded two shots on the season. **Personal:** Three-year letterwinner in soccer at Loveland High School ... team won district championship in 2002 ... member of two state championship club teams ... earned conference Player of the Year honors and third-team all-state recognition as a senior ... father, Tony, a 1982 graduate of the Academy, and uncle, Terry, a 1991 graduate of Navy, played football for the Midshipmen ... born March 7, 1985, in South Carolina ... son of Tony and Julie King ... economics major.

KING'S CAREER STATISTICS

Year	GP/GS	Shots	Gls.	Ast.	Pts.
2004	7/2	2	1	0	2
Totals	7/2	2	1	0	2



J.P. Murphy



Travis King



J.P. MURPHY

F • SO. • 6-0 • 180
SEVERNA PARK, MD.

2004: Murphy had a stellar freshman season, appearing in 16 games with 15 starts led Navy is points (8) and goals (3), was second in shots (25) and third in assists (2) netted first career points, a goal, in 3-0 victory over UC-Irvine on Sept. 4 scored a season-best three points (1 g, 1 a) in triumph over Philadelphia University scored Navy's first goal of the game in a 2-2 tie against UMBC on Oct. 13 also distributed an assist in a 2-1 loss to Georgetown on Oct. 26. **Personal:** Varsity letterwinner in soccer, lacrosse and wrestling at Severna Park High School ... high school soccer squad won a state championship during his senior year ... named Player of the Year as a senior ... also garnered all-county, all-state and all-metro honors ... born January 5, 1984, in Baltimore, Md. ... son of James, Sr. and Paula Murphy ... international relations major.

MURPHY'S CAREER STATISTICS

Year	GP/GS	Shots	Gls.	Ast.	Pts.
2004	16/15	25	3	2	8
Totals	16/15	25	3	2	8



ANTHONY PARKER

M • SO. • 5-11 • 156
FREDERICKSBURG, VA.

2004: Appeared in three games, starting the contest against Army ... recorded no statistics on the season. **Personal:** Earned two varsity letters in soccer and two in basketball at Chancellor High School ... senior season squad posted a 20-1 record and won the

Virginia state championship ... earned all-district honors as a senior ... born March 12, 1985, in New York, N.Y. ... son of Anthony and Denise Parker ... economics major.

PARKER'S CAREER STATISTICS

Year	GP/GS	Shots	Gls.	Ast.	Pts.
2004	3/1	0	0	0	0
Totals	3/1	0	0	0	0



WILL RIORDON


D • SO. • 5-10 • 165
OAK RIDGE, N.C.

2004: Riordan had a solid freshman campaign, appearing in 12 games, starting seven of them ... played in the last 11 games of the year ... recorded three shots on the season ... was a big part of a Navy defense that allowed just 1.05 gpg. **Personal:** Won

four varsity letters in soccer at NW Guildord High School ... was also a two-year letterwinner in basketball ... high school soccer team won conference and state championships ... three-time all-city and all-state selection ... high school teammate of Navy junior Carter Stapleton ... born July 14, 1984, in Greenville, S.C. ... son of William, Jr. and Libby Riordan ... quantitative economics major.

RIORDAN'S CAREER STATISTICS

Year	GP/GS	Shots	Gls.	Ast.	Pts.
2004	12/7	3	0	0	0
Totals	12/7	3	0	0	0



RYAN TRESPALACIOS

F • SO. • 5-8 • 150
LAKE CITY, FLA.

2004: Appeared in 10 games as a freshman, ranking fifth on the team with four points (2 g, 0 a) ... played in the first eight games of the season ... netted Navy's third goal of the game in a 3-0 win over UC-Irvine on Sept. 4 ... scored the Mids' only goal against Georgetown, which cut the Hoyas' lead to 2-1, in the second half on Oct. 26 ... all five of his shots were on goal.

Personal: Varsity letterwinner in soccer at Fort White High School ... led his high school team in assists for three straight years ... was also the squad's top-scorer as a senior ... born March 7, 1985, in Lake City, Fla. ... son of Rafael and Melissa Trespalacios ... information technology major.

TRESPALACIOS' CAREER STATISTICS

Year	GP/GS	Shots	Gls.	Ast.	Pts.
2004	10/0	5	2	0	4
Totals	10/0	5	2	0	4



Will Riordan



JUSTIN WASKEY


M • SO. • 6-0 • 175
GEORGETOWN, KY. #9

2004: Waskey was another freshman that had a strong first season on the Yard appeared in 16 games, starting two of them tallied one assist on the year, coming against Georgetown on Oct. 26 registered eight shots, with five of them on goal. **Personal:**

Varsity letterwinner in soccer at Saint Xavier High School ... member of five-time state championship high school team ... squad also won Midwest Region II Championship ... named first-team all-state and NSCAA Athletic/Academic All-South Team ... born February 20, 1985, in Louisville, Ky. ... son of David Waskey and Paula Main ... economics major.

WASKEY'S CAREER STATISTICS

Year	GP/GS	Shots	Gls.	Ast.	Pts.
2004	16/2	8	0	1	1
Totals	16/2	8	0	1	1



Justin Waskey



ADAM COHEN

D • FR. • 6-0 • 183
ENCINITAS, CALIF. #25

Personal: Lettered three times at La Costa Canyon High School ... was a two-time team captain and team was 2005 league champions ... also played for the California South Olympic Development Program (86) Team ... was senior class president and a two-time

member of National Honor Society ... was the news editor of his school newspaper ... owns a second-degree blackbelt in karate ... son of Paul Cohen and Cathy Breslaw ... born Oct. 22, 1986, in Boston, Mass.



NOLAN GREBB

GK • FR. • 6-1 • 188
WOODBURY, N.J. #87

Personal: Four-year letterwinner as a goalie at Woodbury High School ... was named to the 2004 All-State second team and was the *Gloucester County Times* Player of the Year ... was a member of the student council and varsity club at Woodbury ... son of Donna

Grebb ... born Oct. 7, 1985, in Woodbury, N.J.



ADAM PENNINGTON

D • FR. • 6-2 • 190
TAMPA, FLA. #12

Personal: Earned four letters at Jupiter High School, helping squad to 2004 Florida State Cup Championship and 2002 state runner-up finish ... was named 2003 All-County

first team and 2004 All-Area first team and team captain ... son of Joseph and Gabrielle Pennington ... born Feb. 2, 1986, in Melbourne, Fla.



WILL REISER

D • FR. • 6-0 • 175
GREENSBORO, N.C. #26

Personal: A three-year letterwinner at Grimsley High School ... was named a two-time All-State, All-Conference and All-Region team member and was selected as the region's Player of the Year ... was a two-time team MVP and captain ... selected as the 2005

Super Y-League Player of the Year ... also a standout tennis player, claiming the conference doubles championship and earning All-Conference honors twice ... a member of the 1999 State Cup championship team ... was a member of the All-County Orchestra as well ... son of Paul and Sandra Reiser ... born Aug. 1, 1987, in Greensboro, N.C.



NATE STOKES

F • FR. • 5-9 • 162
SUGAR LAND, TEXAS #5

Personal: Was a three-year letterwinner at William P. Clements High School as a defenseman and midfielder ... team won the 2004 Texas state championship ... played for nine years on the Eclipse Soccer Club and was on the Texans Soccer Club for two years ...

was a nine-year captain of the Eclipse team ... served on the student council twice and was in the Fellowship of Christian Athletes all four years ... was a teammate of Chris Conklin, Adrien Moreno and Chase Spruill of Army and Air Forces Casey Leung ... son of William and Barbara Stokes ... born Sept. 2, 1985, in Missouri City, Texas.

**GAME # 1 —
NIAGARA
PURPLE EAGLES**



Sept. 4 ¥ Annapolis, Md.
7:30 p.m. ¥ Anders Soccer Classic
 LocationNiagara University, N.Y.
 Founded1856
 Enrollment3,548
 ColorsPurple & White
 ConferenceMetro Atlantic Athletic
 Home FieldNiagara Field
 Capacity1,000
 Athletic DirectorMike Hermann
 PresidentRev. Joseph Levesque, C.M.
 Head CoachDermont McGrane
 Alma Mater (Yr.)Elmira (94)
 Record at NU (Yrs.)14-34-6 (3)
 Career Record (Yrs.)Same
 Asst. CoachesTBA
 SIDMichele Schmidt
 Office Phone716-286-8588
 Emailmdubert@niagara.edu
 Fax716-286-8582
 Webwww.PurpleEagles.com
 2004 Record4-13-2
 Conf. Record / Place2-6-1 / 9th
 Postseason PlayNone
 Letterwinners Ret. / Lost13 / 4
 Starters Ret. / Lost9 / 2
 Series StreakFirst Meeting
 Miranda vs. NU0-0-0
 McGrane vs. Navy0-0-0

**GAME # 2 —
GEORGIA SOUTHERN
EAGLES**



Sept. 6 ¥ Annapolis, Md.
4 p.m. ¥ Anders Soccer Classic
 LocationStatesboro, Ga.
 Founded1906
 Enrollment16,100
 ColorsNavy Blue & White
 ConferenceSouthern
 Home FieldEagle Field

Capacity500
 Athletic DirectorSam Baker
 PresidentDr. Bruce Grube
 Head CoachKevin Chambers
 Alma MaterGa. Southern (92)
 GSU Record (Yrs.)64-95-17 (9)
 Career Record (Yrs.)Same
 Asst. CoachesPatrice Parris,
Dr. Steve Elliott
 SIDAmy Howard
 Office Phone912-681-5448
 Emailachoward@georgiasouthern.edu
 Fax912-681-0046
 Webwww.georgiasoutherneagles.com
 2004 Record7-7-4
 Conf. Record / Place3-3-1 / 5th
 Postseason PlayNone
 Letterwinners Ret. / Lost12 / 10
 Starters Ret. / Lost6 / 5
 Series / StreakFirst Meeting
 Miranda vs. GSU0-0-0
 Chambers vs. Navy0-0-0

**GAME # 3 —
DAVIDSON WILDCATS**



Sept. 9 ¥ Baltimore, Md.
1 p.m. ¥ UMBC Tournament
 LocationDavidson, N.C.
 Founded1837
 Enrollment1,700
 ColorsRed & Black
 ConferenceSouthern
 Home FieldAlumni Stadium
 Capacity2,500
 Int. Athletic DirectorDon Harnum
 PresidentBobby Vagt
 Head CoachMatt Spear
 Alma MaterDavidson (93)
 DC Record (Yrs.)47-30-7 (4)
 Career Record (Yrs.)Same
 Asst. CoachesClint Peay,
Todd Herman
 SIDJoey Beeler
 Office Phone704-894-2931
 Emailjobeeler@davidson.edu
 Fax704-894-2636
 Webwww.davidson.edu/athletics
 2004 Record11-10-1
 Conf. Record / Place4-3-0 / 4th
 Postseason PlayL - Finals (SoCon)
 Letterwinners Ret. / Lost18 / 5
 Starters Ret. / Lost7 / 4
 Series / Streak0-0-1 / Tie-1
 Miranda vs. DC0-0-0
 Spear vs. Navy0-0-0

**GAME # 4 —
RIDER BRONCS**



Sept. 11 ¥ Baltimore, Md.
12 p.m. ¥ UMBC Tournament
 LocationLawrenceville, N.J.
 Founded1865
 Enrollment5,509
 ColorsCranberry & White
 ConferenceMAAC
 Home FieldRider Campus Field
 Capacity1,000
 Athletic DirectorCurt Blake
 PresidentDr. Mordechai Rozanski
 Head CoachRuss Fager
 Alma Mater (Yr.)Slippery Rock (71)
 Record at RU (Yrs.)223-271-47 (30)
 Career Record (Yrs.)Same
 Asst. CoachesMike Brennan,
Jim Robbins
 SIDBud Focht
 Office Phone609-896-5138
 Emailfocht@rider.edu
 Fax609-896-0341
 Webwww.gobroncs.com
 2004 Record6-14-0
 Conf. Record / Place5-4 / 4th
 Postseason PlayL - Finals (MAAC)
 Letterwinners Ret. / Lost23 / 5
 Starters Ret. / Lost9 / 2
 Series / StreakFirst Meeting
 Miranda vs. Fager0-0-0
 Fager vs. Navy0-0-0

**GAME # 5 —
HARTFORD HAWKS**



Sept. 16 ¥ West Hartford, Conn.
7 p.m.
 LocationWest Hartford, Conn.
 Founded1877
 Enrollment4,533
 ColorsScarlet & White
 ConferenceAmerica East
 Home FieldAl-Marzook Field
 Capacity2,500
 Athletic DirectorPat Meiser-McKnett

PresidentWalter Harrison
 Head CoachDan Gaspar
 Alma Mater (Yr.)Hartford (78)
 Record at UH (Yrs.)0-0 (0)
 Career Record (Yrs.)0-0 (0)
 Asst. CoachesTBA
 SIDTBA
 Office Phone860-768-4501
 EmailTBA
 Fax860-768-4068
 Webwww.HartfordHawks.com
 2004 Record2-11-4
 Conf. Record / Place0-6-3 / 10th
 Postseason PlayNone
 Letterwinners Ret. / Lost22 / 3
 Starters Ret. / Lost10 / 1
 Series / Streak2-1-0 / UH-1
 Miranda vs. UH0-0-0
 Gaspar vs. Navy0-0-0

**GAME # 6 —
 MASSACHUSETTS
 MINUTEMEN**



Sept. 18 ¥ Amherst, Mass.

12 p.m.
 LocationAmherst, Mass.
 Founded1863
 Enrollment23,137
 ColorsMaroon & White
 ConferenceAtlantic 10
 Home FieldRudd Field
 Capacity2,500
 Athletic DirectorJohn McCutcheon
 ChancellorJohn V. Lombardi
 Head CoachSam Koch
 Alma Mater (Yr.)Colby (79)
 Record at UM (Yrs.)154-98-23 (14)
 Career Record (Yrs.)212-151-39 (20)
 Asst. CoachJonathan Davy
 SIDJohn Sinnett
 Office Phone413-545-2439
 Emailjsinnett@admin.umass.edu
 Fax413-545-1556
 Webwww.umassathletics.com
 2004 Record8-9-2
 Conf. Record / Place5-4-2 / 7th
 Postseason PlayNone
 Letterwinners Ret. / Lost12 / 8
 Starters Ret. / Lost7 / 5
 Series / StreakTied 1-1-0 / UM-1
 Miranda vs. UMass0-0-0
 Koch vs. Navy1-1-0

**GAME # 7 —
 DELAWARE BLUE HENS**



Sept. 21 ¥ Annapolis, Md.

7 p.m.
 LocationNewark, Del.
 Founded1743
 Enrollment16,000
 ColorsRoyal Blue & Gold
 ConferenceColonial Athletic
 Home FieldDelaware Mini-Stadium
 Capacity2,000
 Athletic DirectorEdgar N. Johnson
 PresidentDr. David P. Roselle
 Head CoachMarc Samonisky
 Alma Mater (Yr.)Delaware (87)
 Record at UD (Yrs.)54-148-18 (12)
 Career Record (Yrs.)Same
 Asst. CoachesKeith Duncan,
Greg Forte, Brian Gillespie
 SIDAndy Sturgill
 Office Phone302-831-2186
 Emailsturgill@udel.edu
 Fax302-831-8653
 Webwww.udel.edu/sportsinfo
 2004 Record4-13-1
 Conf. Record / Place1-8-0 / 10th
 Postseason PlayNone
 Letterwinners Ret. / Lost14 / 3
 Starters Ret. / Lost8 / 3
 Series / StreakNavy 10-3-1 / UD-1
 Miranda vs. UD0-0-0
 Samonisky vs. Navy3-4-1

**GAME # 8 —
 LEHIGH MOUNTAIN
 HAWKS**



Sept. 23 ¥ Bethlehem, Pa.

7 p.m.
 LocationBethlehem, Pa.
 Founded1865
 Enrollment4,700
 ColorsBrown & White
 ConferencePatriot League
 Home FieldUlrich Field

Capacity1,800
 Athletic DirectorJoe Sterrett
 PresidentDr. Gregory C. Farrington
 Head CoachDean Koski
 Alma Mater (Yr.)West Chester (80)
 Record at LU (Yrs.)113-99-32 (13)
 Career Record (Yrs.)Same
 Asst. CoachesMike O Connell,
Dave Weitzman
 SIDMichael Stagnitta
 Office Phone610-758-6631
 Emailmis3@lehigh.edu
 Fax610-758-4407
 Webwww.lehighsports.com
 2004 Record12-7-2
 Conf. Record / Place4-2-1 / 2nd
 Postseason PlayL - Finals (PL)
 Letterwinners Ret. / Lost14 / 4
 Starters Ret. / Lost9 / 2
 Series / StreakNavy 28-12-6 / LU-5
 Miranda vs. LU0-0-0
 Koski vs. Navy8-5-0

**GAME # 9 —
 AMERICAN EAGLES**



Sept. 28 ¥ Annapolis, Md.

7 p.m.
 LocationWashington, D.C.
 Founded1893
 Enrollment5,250
 ColorsAU Red, White & Blue
 ConferencePatriot League
 Home FieldReeves Field
 Capacity700
 Athletic DirectorDr. Joni Comstock
 PresidentDr. Benjamin Ladner
 Head CoachTodd West
 Alma Mater (Yr.)George Mason (88)
 Record at AU (Yrs.)55-39-9 (6)
 Career Record (Yrs.)Same
 Asst. CoachesJeff Kinney,
Nick Stames
 SIDAnthony Wilson
 Office Phone202-885-3079
 Emailadubs@american.edu
 Fax202-885-3033
 Webwww.aueagles.com
 2004 Record15-6-2
 Conf. Record / Place6-1 / 1st
 Postseason PlayL - 2nd rd. (NCAA)
 Letterwinners Ret. / Lost17 / 7
 Starters Ret. / Lost6 / 5
 Series / StreakAU 6-5-5 / AU-1
 Miranda vs. AU0-0-0
 West vs. Navy3-1-0

**GAME # 10—
LA SALLE EXPLORERS**



Oct. 2 ¥ Philadelphia, Pa.

1 p.m.

Location Philadelphia, Pa.
 Founded 1863
 Enrollment 6,221
 Colors Blue & Gold
 Conference Atlantic 10
 Home Field McCarthy Stadium
 Capacity 7,500
 Athletic Director Dr. Thomas Brennan
 President Br. Michael McGinniss, F.S.C.
 Head Coach Pat Farrell
 Alma Mater (Yr.) La Salle (75)
 Record at LU (Yrs.) 149-167-25 (18)
 Career Record (Yrs.) Same
 Asst. Coaches Jime Coleman,
 Bob Wilkinson
 SID Meaghann Schulte
 Office Phone 215-951-1633
 Email schulte@lasalle.edu
 Fax 215-951-1694
 Web www.goexplorers.com
 2004 Record 10-8-1
 Conf. Record / Place 6-5-0 / 6th
 Postseason Play L- 1st rd. (PL)
 Letterwinners Ret. / Lost 17 / 6
 Starters Ret. / Lost 8 / 3
 Series / Streak 2-2-1 / Tie-1
 Miranda vs. La Salle 0-0-0
 Farrell vs. Navy 2-2-1

**GAME # 11 —
HOLY CROSS
CRUSADERS**



Oct. 8 ¥ Annapolis, Md.

7 p.m.

Location Worcester, Mass.
 Founded 1843
 Enrollment 2,700
 Colors Royal Purple & White
 Conference Crusaders
 Home Field Hart Soccer Field
 Capacity 1,350

Athletic Director Richard M. Regan
 President Rev. Michael C. McFarland
 Head Coach Elvis Comrie
 Alma Mater (Yr.) Connecticut (82)
 Record at HC (Yrs.) 95-128-24 (14)
 Career Record (Yrs.) Same
 Asst. Coach Dmitry Strunkin
 SID Brianne Mallaghan
 Office Phone 508-793-2780
 Email bmallagh@holycross.edu
 Fax 508-793-2309
 Web www.goholycross.com
 2004 Record 7-6-2
 Conf. Record / Place 1-4-2 / 7th
 Postseason Play None
 Letterwinners Ret. / Lost 17 / 5
 Starters Ret. / Lost 10 / 1
 Series / Streak HC 8-6-2 / HC-1
 Miranda vs. HC 0-0-0
 Comrie vs. Navy 8-6-2

**GAME # 12 —
UMBC RETRIEVERS**



Oct. 12 ¥ Baltimore, Md.

3 p.m.

Location Baltimore, Md.
 Founded 1966
 Enrollment 12,000
 Colors Black, Gold & Red
 Conference America East
 Home Field UMBC Soccer Stadium
 Capacity 1,500
 Athletic Director Dr. Charles Brown
 President Dr. Freeman Hrabowski
 Head Coach Pete Caringi
 Alma Mater (Yr.) U. of Baltimore (78)
 Record at UMBC (Yrs.) 158-89-24 (14)
 Career Record (Yrs.) 328-116-32 (24)
 Asst. Coaches Anthony Adams,
 Sam DeBone
 SID Steve Levy
 Office Phone 410-455-2197
 Email slevy@umbc.edu
 Fax 410-455-3994
 Web www.umbcretrievers.com
 2004 Record 8-6-3
 Conf. Record / Place 4-5-0 / 7th
 Postseason Play None
 Letterwinners Ret. / Lost 16 / 9
 Starters Ret. / Lost 9 / 2
 Series / Streak Navy 15-3-2 / Tie-1
 Miranda vs. UMBC 0-0-0
 Caringi vs. Navy 2-7-1

**GAME # 13 —
COLGATE RAIDERS**



Oct. 15 ¥ Hamilton, N.Y.

7 p.m.

Location Hamilton, N.Y.
 Founded 1819
 Enrollment 2,800
 Colors Maroon, White & Grey
 Conference Patriot League
 Home Field Van Doren Field
 Capacity 1,500
 Athletic Director David Roach
 President Rebecca S. Chopp
 Head Coach Erik Ronning
 Alma Mater (Yr.) Colgate (97)
 Record at CU (Yrs.) 0-0-0 (0)
 Career Record (Yrs.) 0-0-0 (0)
 Asst. Coach Joe Ahearn
 SID Kristy McNeil
 Office Phone 315-228-6761
 Email kmcneil@mail.colgate.edu
 Fax 315-228-7977
 Web www.gocolgateraiders.com
 2004 Record 11-6-1
 Conf. Record / Place 3-3-1 / 5th
 Postseason Play None
 Letterwinners Ret. / Lost 18 / 6
 Starters Ret. / Lost 6 / 5
 Series / Streak Tied 8-8-1 / Navy-1
 Miranda vs. CU 0-0-0
 Ronning vs. Navy 0-0-0

**GAME # 14 —
LAFAYETTE LEOPARDS**



Oct. 22 ¥ Easton, Pa.

1 p.m.

Location Easton, Pa.
 Founded 1826
 Enrollment 2,300
 Colors Maroon & White
 Conference Patriot League
 Home Field Metzgar Fields
 Capacity 1,000
 Athletic Director Bruce McCutcheon
 President Daniel Weiss

Head CoachDennis Bohn
 Alma Mater (Yr.)Columbia (98)
 Record at LU (Yrs.)39-22-12 (4)
 Career Record (Yrs.)Same
 Asst. CoachesBryan Laut,
Michael Bonelli
 SIDPhil LaBella
 Office Phone610-330-5122
 Emaillabellap@lafayette.edu
 Fax610-330-5519
 Webwww.GoLeopards.com
 2004 Record12-6-0
 Conf. Record / Place4-3-0 / 4th
 Postseason PlayL - Semis (PL)
 Letterwinners Ret. / Lost15 / 3
 Starters Ret. / Lost8 / 3
 Series / Streak16-10-3 / LU-3
 Miranda vs. LU0-0-0
 Bohn vs. Navy2-1-1

GAME # 15 — ARMY BLACK KNIGHTS



**Oct. 28 ¥ Annapolis, Md.
7 p.m. ¥ CSTV**

LocationWest Point, N.Y.
 Founded1802
 Enrollment4,000
 ColorsBlack, Gold & Grey
 ConferencePatriot League
 Home FieldClinton Field
 Capacity2,500
 Athletic DirectorKevin Anderson
 Supe.Lt. Gen. William J. Lennox, Jr.
 Head CoachKurt Swanbeck
 Alma Mater (Yr.)Columbia (81)
 Record at Army (Yrs.)10-32-11 (3)
 Career Record (Yrs.)155-147-20 (17)
 Asst. CoachDrew Hoffman
 SIDBrendan Payne
 Office Phone845-938-4090
 EmailBrendan.Payne@usma.edu
 Fax845-446-2556
 Webwww.GoArmySports.com
 2004 Record4-0-3
 Conf. Record / Place1-4-2 / T-6th
 Postseason PlayNone
 Letterwinners Ret. / Lost21 / 8
 Starters Ret. / Lost7 / 4
 Series / StreakNavy 34-24-13 / Tie-1
 Miranda vs. Army0-0-0
 Swanbeck vs. Navy0-1-2

GAME # 16 — PHILADELPHIA UNIVERSITY RAMS



**Nov. 2 ¥ Philadelphia, Pa.
2:30 p.m.**

LocationPhiladelphia, Pa.
 Founded1884
 Enrollment2,200
 ColorsMaroon & Grey
 ConferenceAtlantic Soccer
 Home FieldRavenhill Field
 Capacity2,000
 Athletic DirectorTom Shirley
 PresidentDr. James P. Gallagher
 Head CoachGreg Wilson
 Alma Mater (Yr.)Phil Textile (94)
 Record at PU (Yrs.)9-27-1 (2)
 Career Record (Yrs.)Same
 Asst. CoachesPhil Karn,
Peter Pappas, John Witherington
 SIDTony Berich
 Office Phone215-951-2852
 Emailbericht@philau.edu
 Fax215-951-2859
 Webwww.PhilaU.edu/athletics/
 2004 Record4-14-1
 Conf. Record / Place0-4-1 / 6th
 Postseason PlayNone
 Letterwinners Ret. / Lost13 / 6
 Starters Ret. / Lost8 / 3
 Series / StreakNavy 4-2-0 / Navy-3
 Miranda vs. PU0-0-0
 Wilson vs. Navy0-1-0

GAME # 17 — BUCKNELL BISON



**Nov. 5 ¥ Annapolis, Md.
7 p.m. ¥ Senior Night**

LocationLewisburg, Pa.
 Founded1846
 Enrollment3,350
 ColorsOrange & Blue
 ConferencePatriot League
 Home FieldWest Fields
 Capacity1,000
 Athletic DirectorJohn P. Hardt
 PresidentBrian C. Mitchell
 Head CoachBrendan Nash
 Alma Mater (Yr.)Trenton State (94)
 Record at BU (Yrs.)55-49-10 (6)
 Career Record (Yrs.)Same
 Asst. CoachRolando Gonzalez
 SIDTodd Merriett
 Office Phone570-577-3488
 Emailtmerriet@bucknell.edu
 Fax570-577-1660
 Webwww.BucknellBison.com
 2004 Record7-9-3
 Conf. Record / Place4-2-1 / T-2nd
 Postseason PlayL - Semis (PL)
 Letterwinners Ret. / Lost17 / 7
 Starters Ret. / Lost7 / 4
 Series / StreakNavy 22-5-1 / BU-3
 Miranda vs. BU0-0-0
 Nash vs. Navy4-2-0

ARMY-NAVY RIVALRY

ARMY-NAVY SERIES..

The 2005 meeting will be the 72nd meeting between the two storied rivals, with Navy holding a 34-24-13 mark over the Black Knights. The Mids are unbeaten in their last four games (1-0-3), shutting out Army in all four games, the longest shutout streak in the series.

This year's contest will be televised live nationally by College Sports Television on October 28, in Annapolis. The series is one of the longest running in the country, as the two teams have played each other every year since 1938.

Below is a closer look at one of the most intense rivalries in the country.



Zach Pleis was the last player to score for Navy in the series rivalry with Army.

A CLOSER LOOK...

Series:	Navy leads 34-24-13
In Annapolis:	Navy leads 21-8-4
At West Point:	Army leads 14-12-9
Neutral Sites:	Army leads 2-1-0
Navy Coaches Against Army:	
Tom Taylor:	4-4-0
Glenn Warner:	17-8-6
Glenn Myers:	13-12-7
Rich Miranda:	0-0-0
First Meeting:	November 23, 1938 (Army, 2, Navy 1)
Last Meeting:	October 23, 2004 (Navy 0, Army 0)
Current Streak:	Tied-1
Streak in Annapolis:	Navy is 5-0-1 in the last six games in Annapolis
Streak at West Point:	Navy is 0-2-2 in the last four games at West Point
Last Navy Win:	October 24, 2003 (Navy 1, Army 0)
In Annapolis:	October 24, 2003 (Navy 1, Army 0)
At West Point:	October 25, 1996 (Navy 1, Army 0)
Last Army Win:	October 20, 2000 (Army 1, Navy 0)
In Annapolis:	November 9, 1991 (Army 2, Navy 1 -- PL Tournament)
At West Point:	October 20, 2000 (Army 1, Navy 0)
In Overtime:	Tied 1-1-13
One-Goal Games:	
Navy Goals (GPG):	112 (1.58)
Army Goals (GPG):	91 (1.28)
Largest Margin of Victory:	4 by Navy, 4-0 (December 5, 1963)
Most Navy Goals:	5 (October 20, 1995)
Most Army Goals:	5 (November 22, 1941)
Most Goals Combined:	8; Army 5, Navy 3 (November 22, 1941)
Navy Shutouts:	21
Army Shutouts:	13
Current Shutout Streak For:	421:28 (Last goal allowed at 88:32 mark of 2000 game)
Current Shutout Streak Against:	117:29 (Last Navy goal came at 82:31 mark of 2003 game)

SERIES RESULTS...

Year	Site	Score
11/23/38	Away	Army 2-1
11/23/39	Home	Navy 2-1
11/21/40	Away	Army 2-0
11/22/41	Home	Army 5-3
11/26/42	Away	Navy 3-2
11/25/43	Home	Navy 3-1
11/25/44	Away	Navy 1-0
11/24/45	Home	Army 1-0
11/23/46	Away	Army 2-1
11/22/47	Home	Navy 1-0
11/20/48	Away	Navy 2-1
11/19/49	Home	Navy 1-0
11/27/50	Away	Army 4-3
11/24/51	Home	Army 3-1
11/22/52	Away	Army 2-1
11/21/53	Home	Army 2-1
11/20/54	Away	Tie, 1-1
11/20/55	Home	Navy 3-0
11/24/56	Away	Navy 4-1
11/23/57	Home	Navy 3-1
11/22/58	Away	Army 2-0
11/21/59	Home	Navy 2-1
11/19/60	Away	Navy 2-1
11/25/61	Home	Navy 3-0
11/24/62	Away	Navy 1-0
12/5/63	Neutral (1)	Navy 4-0
11/21/64	Away	Navy 2-1
11/20/65	Home	Tie, 2-2
11/19/66	Away	Tie, 1-1
11/26/66	Neutral (2)	Army 3-1
11/25/67	Home	Navy 4-3
11/23/68	Away	Tie, 1-1
11/22/69	Home	Tie, 0-0
11/21/70	Away	Navy 2-0
11/20/71	Home	Navy 2-1
11/25/72	Away	Tie, 2-2
11/24/73	Home	Navy 2-0
11/23/74	Away	Army 2-1
11/22/75	Home	Navy 2-1
11/20/76	Away	Tie, 1-1
11/19/77	Home	Army 2-1
11/25/78	Away	Army 1-0
11/19/79	Home	Navy 2-0
11/17/80	Away	Navy 3-1
11/6/81	Home	Army 1-0
11/5/82	Away	Army 2-1 (OT)
11/4/83	Home	Navy 1-0
11/9/84	Away	Army 1-0
11/8/85	Home	Navy 2-0
11/8/86	Away	Navy 1-0
11/6/87	Home	Army 1-0
11/10/88	Away	Tie, 2-2
10/28/89	Home	Tie, 2-2
10/26/90	Away	Navy 2-0
10/25/91	Home	Navy 3-1
11/9/91	Home (3)	Army 2-1
10/23/92	Away	Army 2-0
11/7/92	Away (4)	Tie, 1-1*
10/22/93	Home	Navy 1-0
10/21/94	Away	Army 2-1
10/20/95	Home	Navy 5-2
10/25/96	Away	Navy 1-0
11/10/96	Neutral (5)	Army 4-1
10/24/97	Home	Navy 4-3
10/23/98	Away	Army 4-3
10/22/99	Home	Navy 3-2 (OT)
10/20/00	Away	Army 2-0
10/19/01	Home	Tie, 0-0
10/18/02	Away	Tie, 0-0
10/24/03	Home	Navy 1-0
10/23/05	Away	Tie, 0-0

1 - NCAA Semifinals (New Brunswick, N.J.)
 2 - NCAA Quarterfinals (Philadelphia, Pa.)
 3 - Patriot League Semifinals
 4 - Patriot League Semifinals; Army wins on penalty kicks
 5 - Patriot League Finals (Hamilton, N.Y.)

SERIES RESULTS

Opponent	Series	Last Navy Win	Last Mtg.	Result	GF	GA	Opponent	Series	Last Navy Win	Last Mtg.	Result	GF	GA
Adelphi	1-0-0	1970	1970	W, 1-0	1	0	Maryland	13-15-9	1991	1991	W, 1-0	58	63
Air Force	2-3-2	1963	1993	T, 1-1	8	10	Md.-Balt. County	15-3-2	2002	2004	T, 2-2	37	17
Akron	0-1-0		1998	L, 0-2	0	2	Maryland-Eastern Shore	2-0-0	1996	1996	W, 5-0	12	0
Alabama-Birmingham	0-1-0		2002	L, 0-1	0	1	Massachusetts	1-1-0	2002	2003	L, 1-2	4	4
American	5-6-5	2003	2004	L, 0-1	12	16	Mercer	1-0-0	1996	1996	W, 1-0	1	0
Anne Arundel CC	2-2-0	1977	1980	L, 0-2	4	5	Merchant Marine Acad.	3-0-0	1967	1967	W, 3-0	24	1
Appalachian St.	0-0-1		2002	T, 0-0	0	0	Michigan State	1-0-0	1964	1964	W, 1-0	1	0
Army	34-24-13	2003	2004	T, 0-0	112	91	Monmouth	2-0-0	1998	1998	W, 1-0	5	0
Bainbridge	0-1-0		1944	L, 1-3	1	3	Mount St. Mary's	4-0-2	2000	2004	T, 0-0	13	3
Baltimore	15-9-1	1982	1982	W, 1-0	55	46	Muhlenberg	2-0-0	1945	1945	W, 6-1	13	1
Baltimore Polytechnic	13-7-0	1945	1945	W, 5-2	52	37	Nevada-Las Vegas	0-2-0		2004	L, 0-1	1	4
Birmingham Southern	2-1-0	2002	2003	L, 0-1	3	2	New Hampshire	0-1-0		1993	L, 0-2	0	2
Boca Raton	0-2-0		1990	L, 1-2	2	4	New York University	2-1-1	1969	1970	T, 0-0	5	2
Bridgeport	1-0-0	1964	1964	W, 5-3	5	3	Niagara						
British Embassy	1-0-0	1924	1924	W, 4-2	4	2				-- FIRST MEETING --			
Brooklyn	9-0-0	1973	1973	W, 4-0	42	5	Notre Dame	0-1-0		1986	L, 1-2	1	2
Brown	3-1-0	1965	1998	L, 2-4	12	6	North Carolina	9-3-0	1966	2002	L, 1-6	37	16
Bucknell	22-5-1	2001	2004	L, 0-1	83	23	UNC-Charlotte	0-1-0		1991	L, 1-2	1	2
Buffalo	3-0-0	2003	2003	W, 1-0	11	2	UNC-Greensboro	0-2-0		1992	L, 2-4	3	7
Buffalo St.	1-0-0	1967	1967	W, 2-1	2	1	UNC-Wilmington	6-0-1	1990	1990	W, 3-2	13	4
Campbell	0-1-0		1981	L, 0-3	0	3	North Carolina St.	1-2-1	1955	1984	T, 2-2	7	4
Catholic	11-1-1	1987	1987	W, 6-0	43	7	Northeastern	2-0-0	1995	1995	W, 2-1	4	2
Central Florida	1-0-0	1990	1990	W, 2-1	2	1	Old Dominion	2-4-2	1996	2004	L, 1-5	9	14
Chapman	0-1-0		1986	L, 0-1	0	1	Oneonta State	1-0-1	1989	1998	T, 1-1	4	2
Chesapeake CC	1-0-0	1977	1977	W, 11-1	11	1	Panzer	1-0-0	1945	1945	W, 3-0	3	0
The Citadel	1-0-0	1994	1994	W, 4-0	4	0	Pennsylvania	16-18-6	1977	1980	L, 0-1	76	79
Clemson	0-1-0		1974	L, 2-3	2	3	Penn State	20-36-5	1983	1987	L, 2-3	91	119
Coast Guard	2-0-0	1966	1966	W, 10-0	18	2	Philadelphia Univ.	4-2-0	2004	2004	W, 3-0	9	4
Colgate	8-8-0	2004	2004	W, 2-1	27	25	Pittsburgh	5-0-0	1959	1959	W, 4-1	19	5
College of Charleston	1-2-1	1998	1998	W, 4-2	8	13	Princeton	3-4-3	1956	1975	T, 1-1	13	16
Columbia	0-1-0		2003	L, 1-2	1	2	Radford	1-1-1	1981	1999	T, 3-3	6	7
Connecticut	0-1-0		1985	L, 0-2	0	2	Richmond	6-3-0	1992	1992	W, 2-1	14	12
Cornell	1-1-4	1954	1954	W, 4-1	6	8	Rider						
Dartmouth	3-1-2	1950	1950	W, 2-1	14	5				-- FIRST MEETING --			
Davidson	0-0-1		2000	T, 3-3	3	3	Rhode Island	1-0-0	1980	1980	W, 1-0	1	0
Dayton	0-1-0		1999	L, 0-6	0	6	Rutgers	0-1-0		1980	L, 1-2	1	2
Delaware	8-3-1	2001	2004	L, 0-1	29	10	St. Bonaventure	1-0-0	1999	1999	W, 3-2	3	2
Drexel	2-0-0	1962	1962	W, 4-2	9	2	St. Francis (NY)	2-0-0	1997	1997	W, 1-0	2	0
Duke	14-1-2	1977	1979	T, 1-1	64	8	Saint Joseph's	3-0-0	1987	1987	W, 1-0	10	2
Duquesne	1-0-0	2000	2000	W, 3-0	3	0	St. John's College	1-0-0	1922	1922	W, 4-0	4	0
East Carolina	7-0-0	1990	1990	W, 2-0	39	2	St. John's University	5-1-1	1986	1987	T, 1-1	20	5
Elon	1-0-0	2001	2001	W, 1-0	1	0	St. Louis	1-3-0	1964	1967	L, 0-1	3	8
Evansville	1-1-0	1981	1997	L, 0-1	2	1	San Diego St.	0-2-0		1993	L, 0-2	0	4
Fairleigh Dickinson	2-0-0	1982	1982	W, 2-0	4	1	San Francisco	0-2-0		1996	L, 0-1	2	5
Florida International	1-1-0	1986	1998	L, 2-6	3	6	Santa Clara	0-1-0		1996	L, 1-3	1	3
Fordham	6-0-0	2001	2001	W, 4-2	26	4	Seattle Pacific	1-0-0	1989	1989	W, 2-1	2	1
Franklin & Marshall	4-0-0	1931	1931	W, 5-3	18	3	Seton Hall	1-0-0	1964	1964	W, 5-0	5	0
Georgetown	8-4-0	2001	2004	L, 1-2	46	14	Shippensburg	1-0-0	1991	1991	W, 5-1	5	1
George Mason	1-8-2	1988	1991	L, 0-1	4	16	Sipperry Rock	1-0-0	1956	1956	W, 6-0	6	0
George Washington	10-7-4	1988	1992	L, 1-3	37	19	SUNY-Brockport	1-0-0	1960	1960	W, 4-1	4	1
Georgia Southern				-- FIRST MEETING --			Syracuse	4-1-0	1933	1933	W, 6-3	18	8
Georgia St.	1-0-0	2000	2000	W, 1-0	1	0	South Florida	1-2-0	1971	1990	L, 0-2	3	4
Germantown Crick. C.	0-1-0		1923	L, 0-3	0	3	Swarthmore	34-8-5	1982	1982	W, 3-1	138	45
Gettysburg	25-3-1	1968	1968	W, 7-0	148	25	Temple	1-1-0	1992	1993	L, 3-4	6	5
Hampden-Sydney	2-0-0	1980	1980	W, 5-0	9	1	Towson	4-2-0	2003	2003	W, 1-0	10	3
Hartford	2-1-0	1990	2003	L, 0-1	4	3	UCLA	0-1-0		1988	L, 0-2	0	2
Hartwick	1-0-1	2001	2001	W, 1-0	1	0	UC-Irvine	1-0-0	2004	2004	W, 3-0	3	0
Harvard	1-2-1	1948	1949	L, 1-2	5	5	UC-San Diego	0-1-0		1993	L, 0-2	0	2
Haverford	17-8-2	1975	1976	L, 1-2	73	40	Vanderbilt	0-1-0		1997	L, 0-2	0	2
Holy Cross	6-8-2	2003	2004	L, 0-1	15	15	Vermont	1-0-0	1990	1990	W, 3-2	3	2
Howard	8-11-1	2000	2000	W, 3-0	25	28	Villanova	2-0-1	1984	1996	T, 0-0	3	0
James Madison	5-5-1	1984	1990	L, 0-4	10	14	Virginia	11-3-0	1977	1995	L, 5-7	51	20
Johns Hopkins	2-0-0	1945	1945	W, 7-1	10	1	Va. Commonwealth	1-0-1	1995	1999	T, 0-0	3	0
Kentucky	0-1-0		1999	L, 1-2	1	2	Virginia Military	3-0-0	1994	1994	W, 4-1	11	1
Lafayette	16-10-3	2001	2004	L, 0-1	57	31	Virginia Tech	3-0-0	1977	1977	W, 1-0	7	0
La Salle	2-2-1	2001	2004	T, 0-0	6	5	Washington College	2-0-1	1980	1980	W, 3-1	6	3
Lehigh	28-12-6	1999	2004	L, 0-2	95	48	Washington & Lee	8-1-0	1979	1980	L, 0-1	36	4
Liberty	3-2-0	1993	2002	L, 0-1	12	7	West Virginia	3-2-1	1990	1993	L, 0-2	12	7
Long Island	1-1-0	2000	2000	W, 5-0	6	3	West Chester	18-2-3	1992	1993	T, 0-0	53	22
Loyola (Md.)	0-1-0		2003	L, 1-2	1	2	Western Maryland	9-1-1	1951	1951	W, 6-0	42	14
Madison College	0-1-2		1978	L, 0-2	2	4	William & Mary	5-7-3	2001	2004	L, 0-1	21	22
Maine	1-0-0	1999	1999	W, 2-1	2	1	Wofford	1-0-0	2000	2000	W, 3-0	3	0
Manhattan	1-0-0	2002	2002	W, 3-0	3	0	Yale	12-15-2	1988	1988	W, 1-0	48	55
Marshall	1-0-0	1997	1997	W, 2-0	2	0							

RESULTS AGAINST OPPONENTS

AMERICAN

Overall 5-6-5
at Navy 4-1-3
at American 1-5-2

Year	Site	Score
9/3/79	A	Navy 1-0
10/8/80	N	Navy 1-0
10/7/81	A	Tie, 1-1
10/5/82	N	Navy 1-0
10/5/83	A	American 3-0
11/3/84	N	Tie, 1-1
11/2/85	A	American 1-0
11/3/86	N	Tie, 1-1
10/28/87	A	American 1-0
10/26/88	N	Navy 3-1
10/18/89	A	Tie, 0-0
10/17/90	N	Tie, 2-2
9/26/01	N	American 1-0
9/25/02	A	American 3-0
9/30/03	N	Navy 1-0
9/29/04	A	American, 1-0

ARMY

Overall 34-24-13
at Navy 21-8-4
at Army 12-14-9
Neutral 1-2-0

Navy Coaches vs. Army

Tom Taylor 4-4-0
Glenn Warner 17-8-6
Greg Myers 13-12-7
Rich Miranda 0-0-0

Year	Site	Score
11/23/38	A	Army 2-1
11/23/39	N	Navy 2-1
11/21/40	A	Army 2-0
11/22/41	N	Army 5-3
11/26/42	A	Navy 3-2
11/25/43	N	Navy 3-1
11/25/44	A	Navy 1-0
11/24/45	N	Army 1-0
11/23/46	A	Army 2-1
11/22/47	N	Navy 1-0
11/20/48	A	Navy 2-1
11/19/49	N	Navy 1-0
11/27/50	A	Army 4-3
11/24/51	N	Army 3-1
11/22/52	A	Army 2-1
11/21/53	N	Army 2-1
11/20/54	A	Tie, 1-1
11/20/55	N	Navy 3-0
11/24/56	A	Navy 4-1
11/23/57	N	Navy 3-1
11/22/58	A	Army 2-0
11/21/59	N	Navy 2-1
11/19/60	A	Navy 2-1
11/25/61	N	Navy 3-0
11/24/62	A	Navy 1-0
12/5/63	(1)	Navy 4-0
11/21/64	A	Navy 2-1
11/20/65	N	Tie, 2-2
11/19/66	A	Tie, 1-1

11/26/66	(2)	Army 3-1
11/25/67	N	Navy 4-3
11/23/68	A	Tie, 1-1
11/22/69	N	Tie, 0-0
11/21/70	A	Navy 2-0
11/20/71	N	Navy 2-1
11/25/72	A	Tie, 2-2
11/24/73	N	Navy 2-0
11/23/74	A	Army 2-1
11/22/75	N	Navy 2-1
11/20/76	A	Tie, 1-1
11/19/77	N	Army 2-1
11/25/78	A	Army 1-0
11/9/79	N	Navy 2-0
11/7/80	A	Navy 3-1
11/6/81	N	Army 1-0
11/5/82	A	Army 2-1 (OT)
11/4/83	N	Navy 1-0
11/9/84	A	Army 1-0
11/8/85	N	Navy 2-0
11/8/86	A	Navy 1-0
11/6/87	N	Army 1-0
11/10/88	A	Tie, 2-2
10/28/89	N	Tie, 2-2
10/26/90	A	Navy 2-0
10/25/91	N	Navy 3-1
11/9/91	N (3)	Army 2-1
10/23/92	A	Army 2-0
11/7/92	A (4)	Tie, 1-1*
10/22/93	N	Navy 1-0
10/21/94	A	Army 2-1
10/20/95	N	Navy 5-2
10/25/96	A	Navy 1-0
11/10/96	(5)	Army 4-1
10/24/97	N	Navy 4-3
10/23/98	A	Army 4-3
10/22/99	N	Navy 3-2 (OT)
10/20/00	A	Army 2-0
10/19/01	N	Tie, 0-0
10/18/02	A	Tie, 0-0
10/24/03	N	Navy 1-0
10/23/04	A	Tie, 0-0

1 - NCAA Semifinals (New Brunswick, N.J.)
 2 - NCAA Quarterfinals (Philadelphia, Pa.)
 3 - Patriot League Semifinals (Annapolis, Md.)
 4 - Patriot League Semifinals (West Point, N.Y.)
 5 - Patriot League Finals (Hamilton, N.Y.)
 * - Army wins on penalty kicks.

BUCKNELL

Overall 22-5-1
at Navy 18-2-0
at Bucknell 4-3-1

Year	Site	Score
11/9/30	N	Navy 2-1
10/31/31	N	Navy 8-2
11/26/32	N	Navy 6-0
11/22/33	N	Navy 4-1
11/14/42	N	Navy 2-1
11/20/43	N	Navy 7-0
11/15/44	N	Navy 6-0
10/19/46	N	Navy 3-1
10/29/58	N	Navy 4-0
10/28/59	N	Navy 5-0
10/8/60	N	Navy 4-1
11/18/61	B	Navy 1-0

11/17/62	N	Navy 6-0
11/9/63	N	Navy 4-2
11/2/91	N	Navy 3-0
10/31/92	B	Tie, 2-2
10/31/93	N	Navy 2-0
10/30/94	B	Navy 3-1
10/29/95	N	Navy 2-0
11/3/96	B	Navy 3-1
11/2/97	N	Bucknell 2-0
11/1/98	B	Navy 2-0
10/31/99	N	Navy 1-0 (OT)
10/29/00	B	Bucknell 2-1 (2OT)
11/4/01	N	Navy 2-1 (OT)
11/3/02	B	Bucknell 2-0
11/1/03	N	Bucknell 2-0
10/30/04	B	Bucknell 1-0

COLGATE

Overall 8-8-1
at Navy 4-2-1
at Colgate 3-6-0

Year	Site	Score
10/19/91	N	Navy 3-1
9/12/92	C	Colgate 3-1
9/11/93	N	Colgate 1-0
9/10/94	C	Colgate 2-0
9/9/95	N	Colgate 1-0
9/7/96	C	Colgate 2-1
11/9/96	C (1)	Navy 2-1
9/13/97	C	Colgate 2-1
11/8/97	C (1)	Colgate 4-3
9/9/98	N	Tie, 2-2
9/11/99	C	Navy 3-1
11/6/99	(2)	Navy 3-1
9/6/00	N	Navy 2-1
10/13/01	C	Navy 3-1
10/12/02	N	Navy 1-0
10/11/03	C	Colgate 1-0
10/9/04	N	Navy, 2-1

1 - Patriot League Semifinals (Hamilton, N.Y.)
 2 - Patriot League Semifinals (Easton, Pa.)

DAVIDSON

Overall 0-0-1
at Navy 0-0-1

Year	Site	Score
9/3/00	N	Tie, 3-3

DELAWARE

Overall 10-3-1
at Navy 9-0-1
at Delaware 3-1-0

Year	Site	Score
10/21/42	N	Navy 5-1
10/16/43	N	Navy 2-0
10/11/44	N	Navy 4-1
10/20/48	N	Navy 4-0
10/25/50	N	Navy 2-0
10/31/51	N	Navy 2-0
9/10/98	N	Navy 2-1
10/27/98	D	Navy 2-1

10/5/99	.N	.Navy 2-0
10/10/00	.D	.Delaware 1-0
10/10/01	.N	.Navy 2-1 (ot)
10/11/02	.D	.Delaware 2-1
10/15/03	.N	.Tie, 0-0
9/21/04	.D	.Delaware 1-0 (2 ot)

HARTFORD

Overall	.2-1-0	
at Hartford	.2-0-0	
Neutral	.0-1-0	

Year	Site	Score
10/4/87	.H	.Navy 1-0
9/8/90	.H	.Navy 3-2
9/12/03	.(1)	.Hartford 1-0

I - UMass Classic (Amherst, Mass.)

HOLY CROSS

Overall	.6-8-2	
at Navy	.3-3-1	
at Holy Cross	.3-5-1	

Year	Site	Score
10/5/91	.N	.Navy 3-0
10/3/92	.H	.Navy 3-0
10/2/93	.N	.Holy Cross 1-0
10/11/94	.H	.Tie, 2-2
9/30/95	.N	.Holy Cross 1-0
11/4/95	.H	.Navy 2-0
10/5/96	.H	.Holy Cross 3-0
10/5/97	.N	.Navy 2-1
10/3/98	.H	.Holy Cross 1-0
10/2/99	.N	.Holy Cross 1-0
9/30/00	.H	.Navy 1-0
9/29/01	.N	.Tie, 0-0
11/16/01	.(1)	.Holy Cross 1-0
9/28/03	.H	.Holy Cross 2-0
10/4/03	.N	.Navy 2-1
10/2/04	.H	.Holy Cross 1-0

I - Patriot League Semifinals (Worcester, Mass.)

LAFAYETTE

Overall	.16-10-3	
at Navy	.11-6-3	
at Lafayette	.5-2-0	
Neutral	.0-2-0	

Year	Site	Score
12/1/23	.N	.Tie, 0-0
11/15/24	.N	.Tie, 2-2
10/23/26	.N	.Navy 3-0
11/12/27	.N	.Lafayette 2-0
12/8/28	.N	.Navy 6-0
11/13/29	.N	.Navy 7-3
10/26/32	.N	.Navy 5-1
10/23/35	.N	.Navy 1-0
10/10/36	.N	.Navy 2-1
10/30/37	.N	.Navy 6-0
10/12/38	.N	.Navy 3-0
10/23/40	.N	.Navy 3-1
10/10/41	.N	.Navy 1-0
9/7/91	.L	.Navy 2-1
9/27/92	.N	.Lafayette 1-0
9/26/93	.L	.Lafayette 2-1
9/25/94	.N	.Lafayette 2-1
9/24/95	.L	.Navy 2-1

11/5/95	.(1)	.Lafayette 3-2
10/6/96	.N	.Navy 1-0
9/27/97	.L	.Navy 2-0
10/10/98	.N	.Lafayette 2-1 (OT)
10/9/99	.L	.Navy 3-2
11/17/99	.(1)	.Lafayette 1-0 (OT)
10/7/00	.N	.Lafayette 1-0
10/6/01	.L	.Navy 1-0 (2OT)
10/6/02	.N	.Tie, 2-2
10/18/03	.L	.Lafayette 2-0
10/17/04	.N	.Lafayette 1-0

I - Patriot League Championship (Worcester, Mass.)

LA SALLE

Overall	.2-2-1	
at Navy	.1-1-1	
at La Salle	.0-1-0	
Neutral	.1-0-0	

Year	Site	Score
10/7/95	.N	.La Salle 2-1
10/9/96	.L	.La Salle 2-1
9/14/99	.(1)	.Navy 3-1
8/31/01	.N	.Navy 1-0
9/18/04	.N	.Tie, 0-0

I - Army-Navy Soccer Classic (West Point, N.Y.)

LEHIGH

Overall	.28-12-6	
at Navy	.21-7-5	
at Lehigh	.7-5-1	

Year	Site	Score
12/9/22	.N	.Navy 2-0
10/27/23	.N	.Tie, 4-4
11/1/24	.N	.Tie, 1-1
11/7/25	.N	.Navy 2-0
11/6/26	.N	.Navy 2-1
11/19/27	.L	.Lehigh 2-0
11/28/28	.N	.Navy 2-0
10/30/29	.N	.Navy 3-1
10/18/30	.N	.Navy 3-2
11/11/31	.N	.Tie, 2-2
11/5/32	.L	.Tie, 3-3
10/14/33	.N	.Navy 5-1
10/24/34	.N	.Lehigh 2-1
10/5/35	.N	.Navy 4-0
11/7/36	.L	.Navy 3-0
11/24/37	.N	.Navy 2-1
10/26/38	.N	.Tie, 1-1
10/13/39	.N	.Tie, 0-0
11/8/40	.N	.Navy 2-0
11/15/41	.N	.Navy 4-0
10/27/43	.N	.Navy 4-0
11/2/46	.N	.Navy 6-0
10/11/47	.N	.Navy 1-0
11/9/51	.N	.Navy 6-0
11/4/52	.N	.Lehigh 2-0
11/3/53	.N	.Navy 7-1
9/26/70	.L	.Navy 2-0
9/25/71	.N	.Navy 1-0
9/21/74	.N	.Navy 5-1
9/20/75	.L	.Navy 2-1
9/18/76	.N	.Navy 1-0
9/17/77	.L	.Navy 2-1
9/21/91	.L	.Lehigh 2-1
9/23/92	.N	.Navy 3-0
9/22/93	.L	.Navy 1-0
10/28/94	.N	.Navy 2-1

10/27/95	.L	.Navy 1-0
11/1/96	.N	.Lehigh 2-0
10/31/97	.L	.Lehigh 2-1
10/30/98	.N	.Lehigh 2-0
10/29/99	.L	.Navy 1-0
10/27/00	.N	.Lehigh 2-1 (2OT)
10/27/01	.L	.Lehigh 2-0
10/25/02	.N	.Lehigh 3-0
11/8/03	.L	.Lehigh 3-1
11/5/04	.N	.Lehigh 2-0

MASSACHUSETTS

Overall	.1-1-0	
at Navy	.1-0-0	
at Massachusetts	.0-1-0	

Year	Site	Score
9/1/02	.N	.Navy 3-2 (ot)
9/14/03	.M	.UMass 2-1

PHILADELPHIA

Overall	.4-2-0	
at Navy	.3-1-0	
at Philadelphia	.1-1-0	

Year	Site	Score
11/13/88	.N (1)	.Philadelphia 1-0
10/16/94	.N	.Navy 1-0
10/15/95	.P	.Philadelphia 1-0
10/13/96	.N	.Navy 2-0
10/8/97	.P	.Navy 3-2
9/25/04	.N	.Navy 3-0

I - NCAA First Round (Annapolis, Md.)

UMBC

Overall	.15-3-2	
at Navy	.9-1-1	
at UMBC	.6-2-1	

Year	Site	Score
10/31/81	.N	.Navy 3-1
10/30/82	.U	.Navy 1-0
10/29/83	.N	.Navy 3-0
10/27/84	.U	.Navy 2-0
10/27/85	.N	.Navy 2-0
10/25/86	.N	.Navy 1-0
10/25/87	.N	.Navy 2-0
10/6/88	.U	.Tie, 1-1
9/6/89	.N	.Navy 2-0
9/12/90	.U	.UMBC 2-1
9/11/91	.N	.Navy, 1-0
10/7/92	.U	.Navy 1-0
10/6/93	.N	.UMBC 2-1
10/5/94	.U	.Navy 4-2
10/4/95	.N	.Navy 2-0
10/2/96	.U	.Navy 1-0
10/1/97	.N	.Navy 2-1
9/29/98	.U	.UMBC 5-2
9/8/02	.U	.Navy 3-1
10/13/04	.N	.Tie, 2-2

Navy will meet Niagara, Georgia Southern and Rider for the first time this season.

2004 SEASON RECAP

Navy's youth and inexperience in 2004 was a big reason the Midshipmen finished last season with a 3-10-4 overall mark and a 1-5-1 record in the Patriot League. Despite the record, Navy showed much improvement throughout the season and proved it could play with the league's top echelon during the course of the season.

The Mids opened the season on a high note, drawing Mt. St. Mary's, 0-0, in the season opener, then routing UC-Irvine in the UC-Irvine College Cup, 3-0. Navy then dropped a tough 1-0 decision to a strong UNLV team to place second in the four-team tournament. In the process, defensemen Kris Huff and Tom Shelly were named to the All-Tournament team.

Navy returned east and dropped its two games, both coming at the ODU Stihl Soccer Classic. Ninth-ranked Old Dominion had too much firepower for the Mids, 5-1, and William & Mary edged Navy, 1-0, in the consolation game.

The Mids' offense continued to struggle, tying La Salle, 0-0, then dropping a 1-0 double-overtime setback to Delaware.

Navy recorded its second win of the season with an impressive 3-0 pasting of Philadelphia University to enter the meat of Patriot League play with a 2-4-2 record.

In the league opener at league champion American, the Eagles scored in the 79th minute for a 1-0 victory on Sept. 29, then Holy Cross tallied a goal with 11 seconds left on Oct. 2, to hand Navy its second straight, heartbreaking 1-0 loss.

Navy returned home and rediscovered its offensive touch, topping Colgate, 2-1, on Oct. 9. The offensive firepower continued in a 2-2 tie with UMBC, also at home, when freshman Travis King scored his lone goal of the year with 28 seconds to play in the contest to send the game into overtime. The home success then ran out when Lafayette netted a tally in the 84th minute to deal the Mids a 1-0 setback, and handing Navy a serious blow to its Patriot League Tournament hopes.

The Mids bounced back to tie Army in front of a hostile West Point crowd, 0-0, in the annual Star Game. The tie meant that the senior class never lost to the Black Knights, posting a 1-0-3 record.

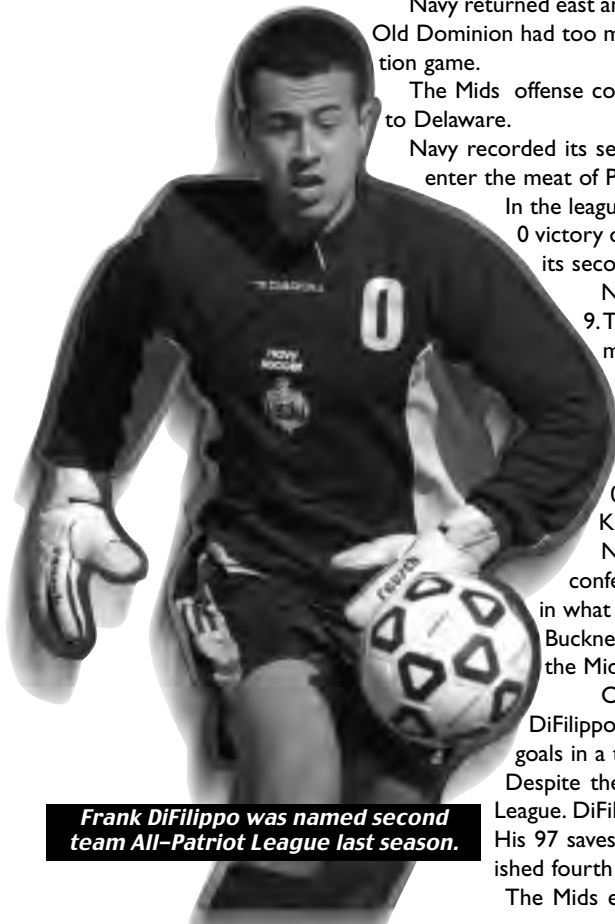
Navy hit the road for two straight games following the Army tie, including its final non-conference game of the year, Georgetown. The Big East Hoyas handed the Mids a 2-1 loss, in what was perhaps Navy's best performance of the season. Following the Georgetown loss, Bucknell ended Navy's chances for a Patriot League Tournament bid with a 1-0 victory over the Mids on Oct. 30.

On Senior Night in Annapolis, Lehigh spoiled Navy's hopes of sending lone senior Frank DiFilippo out with a victory in a 2-0 decision. The Mountain Hawks scored two first-period goals in a three-minute span to end Navy's season at 3-10-4.

Despite the sub-par record, senior goalie Frank DiFilippo was named second-team All-Patriot League. DiFilippo ended his season with a 0.97 GAA, an .851 save percentage and four shutouts. His 97 saves in 2004 rank tied for second on the Navy single-season save list. DiFilippo also finished fourth on the career saves list with 178.

The Mids excelled in the classroom as well, as six players were named to the Patriot League

Academic Honor Roll. DiFilippo earned the honor after posting a 3.58 GPA in quantitative economics. Defenseman Kenan Knieriem had a 3.47 GPA in Naval architecture. Defenseman Dustin Detrick was the lone Navy soccer player to post a 4.0 GPA, doing so in aerospace engineering. Junior Chris Hermeling was named to the team after recording a 3.76 GPA in systems engineering. Defenseman Tom Shelly recorded a 3.74 GPA in systems engineering and Scott Urbashich achieved a 3.40 GPA in political science.



Frank DiFilippo was named second team All-Patriot League last season.

Navy Game-by-Game...

Date	Opponent	Result	Shots	CK	Saves	Fouls
Sept. 1	Mount Saint Mary's	T, 0-0	15 / 16	2 / 13	7 / 4	18 / 16
Sept. 4	at UC-Irvine	W, 3-0	12 / 16	2 / 5	7 / 6	13 / 13
Sept. 6	vs. UNLV#	L, 0-1	6 / 16	8 / 3	5 / 2	16 / 9
Sept. 10	at (9) Old Dominion	L, 1-5	7 / 18	3 / 2	3 / 0	9 / 12
Sept. 12	vs. William & Mary\$	L, 0-1	1 / 13	2 / 2	5 / 1	8 / 7
Sept. 18	La Salle	T, 0-0	14 / 14	2 / 3	5 / 9	17 / 14
Sept. 21	at Delaware	L, 0-1 (2ot)	6 / 12	2 / 8	3 / 3	17 / 12
Sept. 25	Philadelphia U.	W, 3-0	8 / 17	4 / 5	8 / 1	16 / 13
Sept. 29	at American*	L, 0-1	8 / 19	4 / 3	8 / 3	15 / 12
Oct. 2	at Holy Cross*	L, 0-1	6 / 20	3 / 6	12 / 4	18 / 7
Oct. 9	Colgate*	W, 2-1	10 / 12	4 / 7	3 / 3	25 / 10
Oct. 13	UMBC	T, 2-2	19 / 21	4 / 8	12 / 7	18 / 19
Oct. 17	Lafayette*	L, 0-1	5 / 8	2 / 4	3 / 0	17 / 9
Oct. 23	at Army*	T, 0-0	8 / 11	7 / 5	4 / 4	32 / 20
Oct. 26	at Georgetown	L, 1-2	9 / 20	5 / 5	5 / 4	14 / 10
Oct. 30	at Bucknell*	L, 0-1	7 / 12	2 / 5	5 / 4	11 / 11
Nov. 5	Lehigh*	L, 0-2	8 / 11	3 / 1	5 / 2	17 / 11

— Irvine, Calif.
\$ — Norfolk, Va.
* — Patriot League game

Inside The Numbers...

Overall: 3-10-4
Home: 2-2-3
Away: 1-6-1
Neutral: 0-2-0
Patriot League: 1-5-1
Home: 1-2-0
Away: 0-3-1

2004 STATISTICS

2004 Navy Men's Soccer Individual Stats (All Games)...

No.	Name	GP-GS	G	A	Pts.	Sh	Shot%	SOG	SOG%	YC-RC	GW	PK-ATT
11	J.P. Murphy	16-15	3	2	8	25	.120	8	.320	2-0	0	0-0
10	McKenzie Plank	16-10	2	3	7	31	.065	16	.516	2-0	2	0-0
6	Eric Gorden	17-11	2	1	5	11	.182	5	.455	0-0	1	0-0
21	Carter Stapleton	17-17	1	3	5	12	.083	7	.583	2-0	0	0-0
2	Ryan Trespalacios	10-0	2	0	4	5	.400	5	1.000	0-0	0	0-0
5	Jason Copare	16-0	1	0	2	3	.500	2	.667	0-0	0	0-0
26	Travis King	7-2	1	0	2	2	.500	1	.500	0-0	0	0-0
13	Kris Huff	17-17	0	2	2	8	.000	4	.500	3-0	0	0-0
9	Justin Waskey	16-2	0	1	1	8	.000	5	.625	1-0	0	0-0
3	Kenan Knieriem	15-4	0	1	1	4	.000	3	.750	1-0	0	0-0
8	Brad Feige	13-11	0	1	1	3	.000	1	.333	1-0	0	0-0
14	Doug Kurz	17-15	0	0	0	6	.000	1	.167	3-0	0	0-0
24	Danny Cook	17-17	0	0	0	5	.000	2	.400	0-0	0	0-0
17	Josh Kristoff	11-1	0	0	0	5	.000	0	.000	0-0	0	0-0
4	Tom Shelly	17-17	0	0	0	5	.000	4	.800	2-0	0	0-0
20	Zach Pleis	11-5	0	0	0	4	.000	2	.500	0-0	0	0-0
18	Will Riordan	12-7	0	0	0	3	.000	2	.667	0-0	0	0-0
15	Albert Silva	8-3	0	0	0	3	.000	0	.000	0-0	0	0-0
25	Dustin Detrick	7-0	0	0	0	2	.000	0	.000	0-0	0	0-0
23	Zach Capacete	14-5	0	0	0	2	.000	0	.000	0-0	0	0-0
22	Johnny Sadler	15-10	0	0	0	1	.000	0	.000	3-1	0	0-0
12	Anthony Conticelli	13-0	0	0	0	1	.000	1	1.000	0-0	0	0-0
31	Chris Hermeling	1-0	0	0	0	0	.000	0	.000	0-0	0	0-0
27	Anthony Parker	3-1	0	0	0	0	.000	0	.000	0-0	0	0-0
19	Beau Hayden	3-0	0	0	0	0	.000	0	.000	0-0	0	0-0
28	Brett Copare	7-0	0	0	0	0	.000	0	.000	0-0	0	0-0
16	Scott Urbashich	6-0	0	0	0	0	.000	0	.000	0-0	0	0-0
7	Jack Vine	1-0	0	0	0	0	.000	0	.000	0-0	0	0-0
1	Aric McElheny	1-0	0	0	0	0	.000	0	.000	0-0	0	0-0
00	Britton Chauvin	1-0	0	0	0	0	.000	0	.000	0-0	0	0-0
0	Frank DiFilippo	17-17	0	0	0	0	.000	0	.000	0-0	0	0-0
Totals		17	12	14	38	149	.081	69	.463	23-1	3	0-0
Opponents		17	19	14	52	256	.074	119	.465	18-0	10	2-2

No.	Name	GP-GS	Minutes	GA	GAA	Saves	Pct.	W	L	T	Sho
00	Britton Chauvin	1-0	2:09	0	0.00	0	.000	0	0	0	0
0	Frank DiFilippo	17-17	1575:58	17	0.97	97	.851	3	10	4	4
31	Chris Hermeling	1-0	45:00	2	4.00	2	.500	0	0	0	0
Totals		17	1623:07	19	1.05	100	.840	3	10	4	5
Opponents		17	1623:07	12	0.67	57	.826	10	3	4	11

GOALS						C. KICKS					
	1st	2nd	OT	OT2	Total		1st	2nd	OT	OT2	Total
Navy	3	9	0	0	12	Navy	30	27	1	1	59
Opponents	9	9	0	1	19	Opponents	39	42	1	3	85
SHOTS						FOULS					
	1st	2nd	OT	OT2	Total		1st	2nd	OT	OT2	Total
Navy	63	75	7	4	149	Navy	110	148	10	13	281
Opponents	118	127	5	6	256	Opponents	105	83	7	10	205
SAVES											
	1st	2nd	OT	OT2	Total						
Navy	43	51	3	3	100						
Opponents	24	29	1	3	57						

Goals Scored By The Minute...

Team	1-10	11-20	21-30	31-40	41-50	51-60	61-70	71-80	81-90	91-100	101-110
Navy	1		2		1	2	2	1	3		
Opponents		2	2	2	6	1	2	1	2		1

2004 GAME SUMMARIES

Game #1

Navy 0, Mt. St. Marys 0
Sept. 1 † Annapolis, Md.

	1	2	OT	F
Mt. St. Marys	0	0	0	-- 0
Navy	0	0	0	-- 0

Shots: MSM 16, Navy 15
Corners: MSM 13, Navy 2
Fouls: MSM 16, Navy 18
Saves: MSM 4, Navy 7

Game #2

Navy 3, UC-Irvine 0
Sept. 4 † Irvine, Calif.

	1	2	F
Navy	0	3	-- 3
UC-Irvine	0	0	-- 0

Scoring: 1. Navy McKenzie Plank (Carter Stapleton) 47:37; 2. Navy J.P. Murphy (Plank) 64:50; 3. Navy Ryan Trespalacios (Eric Gorden) 79:13
Shots: Navy 12, UC-I 16
Corners: Navy 2, UC-I 5
Fouls: Navy 13, UC-I 13
Saves: Navy 7, UC-I 6

Game #3

UNLV 1, Navy 0
Sept. 6 † Irvine, Calif.

	1	2	F
Navy	0	0	-- 0
UNLV	0	1	-- 0

Scoring: 1. UNLV Rod Dyachenko (Taylor McCool, Chris Wessel) 53:56
Shots: Navy 6, UNLV 16
Corners: Navy 8, UNLV 3
Fouls: Navy 16, UNLV 9
Saves: Navy 5, UNLV 2

Game #4

(9) Old Dominion 5, Navy 1
Sept. 10 † Norfolk, Va.

	1	2	F
Navy	0	1	-- 1
ODU	3	2	-- 5

Scoring: 1. ODU Kevin McMenamin (Kevon Harris) 26:03; 2. ODU Harris (unassisted) 34:47; 3. ODU David Horst (Harris) 40:12; 4. ODU Ross Mackenzie (unassisted) 47:42; 5. ODU Brian Cvilikas (unassisted); 6. Navy Jason Copare (Carter Stapleton) 79:23
Shots: Navy 7, ODU 18
Corners: Navy 3, ODU 2
Fouls: Navy 9, ODU 12
Saves: Navy 3, ODU 0

Game #5

William & Mary 1, Navy 0
Sept. 12 † Norfolk, Va.

	1	2	F
Navy	0	0	-- 0
W & M	1	0	-- 1

Scoring: 1. W & M Brendan Mccurdy (Bryan Hinkle) 42:11
Shots: Navy 1, W & M 13
Corners: Navy 2, W & M 2
Fouls: Navy 8, W & M 7
Saves: Navy 1, W & M 1

Game #6

Navy 0, La Salle 0
Sept. 18 † Annapolis, Md.

	1	2	OT	F
La Salle	0	0	0	-- 0
Navy	0	0	0	-- 0

Shots: LU 14, Navy 14
Corners: LU 3, Navy 2
Fouls: LU 14, Navy 17
Saves: LU 9, Navy 5

Game #7

Delaware 1, Navy 0
Sept. 21 † Newark, Del.

	1	2	OT	F
Navy	0	0	0	-- 0
Delaware	0	0	1	-- 1

Scoring: 1. UD Matt Haney (Sobhan Tadjalli) 103:07
Shots: Navy 6, UD 12
Corners: Navy 2, UD 8
Fouls: Navy 17, UD 12
Saves: Navy 3, UD 3

Game #8

Navy 3, Philadelphia U. 0
Sept. 25 † Annapolis, Md.

	1	2	F
Philadelphia	0	0	-- 0
Navy	1	2	-- 3

Scoring: 1. Navy Eric Gorden (J.P. Murphy) 9:27; 2. Navy Carter Stapleton (Brad Feige) 51:06; 3. Navy J.P. Murphy (Kris Huff, McKenzie Plank) 84:44
Shots: PU 17, Navy 8
Corners: PU 5, Navy 4
Fouls: PU 13, Navy 16
Saves: PU 1, Navy 8

Game #9

American 1, Navy 0
Sept. 29 † Washington, D.C.

	1	2	F
Navy	0	0	-- 0
American	0	1	-- 1

Scoring: 1. AU Freddy Llerena (Garth Juckem) 72:08
Shots: Navy 8, AU 19
Corners: Navy 4, AU 3
Fouls: Navy 15, AU 12
Saves: Navy 8, AU 3

Game #10

Holy Cross 1, Navy 0
Oct. 2 † Worcester, Mass.

	1	2	F
Navy	0	0	-- 0
Holy Cross	0	1	-- 1

Scoring: 1. H C James Yannick (unassisted) 89:49
Shots: Navy 6, HC 20
Corners: Navy 3, HC 6
Fouls: Navy 18, HC 7
Saves: Navy 12, HC 4

Game #11

Navy 2, Colgate 1
Oct. 9 † Annapolis, Md.

	1	2	F
Colgate	0	1	-- 1
Navy	1	1	-- 2

Scoring: 1. Navy Eric Gorden (Carter Stapleton) 25:05; 2. Navy McKenzie Plank (Kris Huff) 51:36; 3. Gate Sean O Sullivan (penalty kick) 61:04
Shots: CU 12, Navy 10
Corners: CU 7, Navy 4
Fouls: CU 10, Navy 25
Saves: CU 3, Navy 3

Game #12

Navy 2, UMBC 2
Oct. 13 † Annapolis, Md.

	1	2	OT	F
UMBC	1	1	0	-- 2
Navy	1	1	0	-- 2

Scoring: 1. Navy J.P. Murphy (Kenan Knieriem) 28:11; 2. UMBC David Fezell (Matt McGowan) 41:34; 3. UMBC Steve Goddard (Powell Cucchiella) 47:34; 4. Navy Travis King (McKenzie Plank) 89:32
Shots: UMBC 21, Navy 19
Corners: UMBC 8, Navy 4
Fouls: UMBC 19, Navy 18
Saves: UMBC 7, Navy 12

Game #13

Lafayette 1, Navy 0
Oct. 17 † Annapolis, Md.

	1	2	F
Lafayette	0	1	-- 1
Navy	0	0	-- 0

Scoring: 1. LC Thomas Harju (Scott Hawkins) 83:57
Shots: LC 8, Navy 5
Corners: LC 4, Navy 2
Fouls: LC 9, Navy 17
Saves: LC 0, Navy 3

Game #14

Navy 0, Army 0
Oct. 23 † West Point, N.Y.

	1	2	OT	F
Navy	0	0	0	-- 0
Army	0	0	0	-- 0

Shots: Navy 8, Army 11
Corners: Navy 7, Army 5
Fouls: Navy 32, Army 20
Saves: Navy 4, Army 4

Game #15

Georgetown 2, Navy 1
Oct. 26 † Washington, D.C.

	1	2	F
Navy	0	1	-- 1
Georgetown	1	1	-- 2

Scoring: 1. GU Paul Bradley (Penalty kick) 17:35; 2. GU Trevor Goodrich (Richard Diaz, Danny McAnally) 47:24; 3. Navy Ryan Trespalacios (J.P. Murphy, Justin Waskey) 67:43
Shots: Navy 9, GU 20
Corners: Navy 5, GU 5
Fouls: Navy 14, GU 10
Saves: Navy 5, GU 4

Game #16

Bucknell 1, Navy 0
Oct. 30 † Lewisburg, Pa.

	1	2	F
Navy	0	0	-- 0
Bucknell	1	0	-- 1

Scoring: 1. BU Jonathan Hemmert (Justin Wolf) 32:28
Shots: Navy 7, BU 12
Corners: Navy 2, BU 5
Fouls: Navy 11, BU 11
Saves: Navy 5, BU 4

Game #17

Lehigh 2, Navy 0
Nov. 5 † Annapolis, Md.

	1	2	F
Lehigh	2	0	-- 2
Navy	0	0	-- 0

Scoring: 1. LU Joe Clemente (Adam Williamson) 18:12; 2. LU Peter Classi (unassisted) 21:04
Shots: LU 11, Navy 8
Corners: LU 1, Navy 3
Fouls: LU 11, Navy 17
Saves: LU 2, Navy 5

2004 PATRIOT LEAGUE RECAP

<u>STANDINGS</u>	Patriot League		Overall	
	<u>Record</u>	<u>Pts.</u>	<u>Record</u>	<u>Pct.</u>
1. American	6-1-0	18	15-6-2	.696
2. Lehigh	4-2-1	13	11-7-3	.595
3. Bucknell	4-2-1	13	7-9-3	.447
4. Lafayette	4-3-0	12	12-6-0	.667
5. Colgate	3-3-1	10	11-6-1	.639
6. Army	1-4-2	5	4-10-3	.324
7. Holy Cross	1-4-2	5	7-6-2	.533
8. Navy	1-5-1	4	3-10-4	.294

Patriot League Conference Tournament (Washington, D.C.)

Semifinals (Nov. 12, 2004)

¥ Lehigh 0, Bucknell 0 (Lehigh advances on penalty kicks, 6-5)

¥ American 1, Lafayette 0

Finals (Nov. 14, 2004)

¥ American 1, Lehigh 0 (Overtime)

NCAA Tournament

First Round (Nov. 20, 2004 -- Washington, D.C.)

¥ American 3, Long Island University 0

Second Round (Nov. 23, 2004 -- Charlottesville, Va.)

¥ (4) Virginia 2, American 1

League Honors

BRINE Offensive Player of the Year: Shawn Kuykendall, American

BRINE Defensive Player of the Year: Mike Lookingland, Bucknell

BRINE Goalkeeper of the Year: Thomas Myers, American

BRINE Co-Rookies of the Year: Scott Hawkins, Lafayette and Daniel Newell, Army

BRINE Coach of the Year: Todd West, American

Patriot League All-Conference Teams

First Team

<u>Player</u>	<u>Yr.</u>	<u>G</u>	<u>A</u>	<u>Pts.</u>
F - Scott Visnic, Bucknell	Jr.	6	6	18
F - Jon Cook, Colgate	Sr.	7	3	17
F - Sal Caccavale, American	So.	7	5	19
M - Jost Trott, Holy Cross	So.	5	2	12
M - Victor Krasij, Lafayette	Sr.	4	4	12
M - Adam Williamson, Lehigh	Jr.	4	4	12
M - Shawn Kuykendall, American	Sr.	7	10	24
B - Mike Lookingland, Bucknell	Sr.	1	1	3
B - Reed Grimes, Colgate	Sr.	4	6	14
B - Elliot Leonard, Lehigh	Jr.	0	0	0
B - Charlie Koniver, American	Sr.	1	0	2
	<u>Yr.</u>	<u>GAA</u>	<u>Sv.%</u>	
GK - Thomas Myers, American	Sr.	0.81	.803	

Second Team

<u>Player</u>	<u>Yr.</u>	<u>G</u>	<u>A</u>	<u>Pts.</u>
F - Jim Stevens, Lehigh	Jr.	8	1	17
F - Sean Albright, American	Sr.	5	2	12
F - Ori Adrabi, Bucknell	Sr.	5	0	10
M - Lloyd Osafo, Army	Sr.	2	2	6
M - Peter Bourquin, Colgate	Sr.	3	1	7
M - Sean O Sullivan, Colgate	Jr.	4	8	16
M - David Yu, Army	Sr.	0	2	2
B - Kevin Leonard, Holy Cross	Jr.	1	1	3
B - Nathan Jolly, Lafayette	Sr.	3	3	9
B - Nick Zaron, American	Sr.	2	1	5
	<u>Yr.</u>	<u>GAA</u>	<u>Sv.%</u>	
GK - Frank DiFilippo, Navy	Sr.	0.97	.851	

Team Statistics

<u>Team - Offense</u>	<u>GP</u>	<u>Gls.</u>	<u>Ast.</u>	<u>Sh.</u>	<u>CK</u>
1. American	18	37	29	362	145
2. Lafayette	18	32	26	186	96
3. Lehigh	21	26	23	258	86
4. Colgate	18	25	31	227	91
5. Bucknell	19	23	22	221	79
6. Holy Cross	15	19	6	197	74
7. Army	17	14	10	230	85
8. Navy	17	12	14	149	59

<u>Team - Defense</u>	<u>GP</u>	<u>GA</u>	<u>Saves</u>	<u>Shut.</u>	<u>Fls.</u>
1. Lehigh	21	12	76	11	254
2. Navy	17	19	100	5	281
American	23	19	93	11	311
4. Holy Cross	15	20	76	5	186
Lafayette	18	20	74	5	306
Colgate	18	20	66	6	257
7. Army	17	23	81	6	246
8. Bucknell	19	27	97	4	243

<u>Individual - Scoring</u>	<u>GP</u>	<u>G</u>	<u>A</u>	<u>Pts.</u>	<u>PPG</u>
1. Shawn Kuykendall, American	23	7	10	24	1.04
2. Scott Visnic, Bucknell	19	6	6	18	0.95
3. Jon Cook, Colgate	18	7	3	17	0.94
Thomas Harju, Lafayette	18	3	11	17	0.94
5. Sean O Sullivan, Colgate	18	4	8	16	0.89
6. Jonathan Hemmert, Bucknell	17	5	5	15	0.88
7. Jost Trott, Holy Cross	14	5	2	12	0.86
8. Sal Caccavale, American	23	7	5	19	0.83
9. Reed Grimes, Colgate	17	4	6	14	0.82
10. Jim Stevens, Lehigh	21	8	1	17	0.81

<u>Individual - Goals</u>	<u>GP</u>	<u>G</u>	<u>GPG</u>
1. Jon Cook, Colgate	18	7	0.39
2. Jim Stevens, Lehigh	21	8	0.38
3. Josh Trott, Holy Cross	14	5	0.36
4. Stefan McVeigh, Lafayette	15	5	0.33
5. Scott Visnic, Bucknell	19	6	0.32

<u>Individual - Assists</u>	<u>GP</u>	<u>A</u>	<u>APG</u>
1. Thomas Harju, Lafayette	18	11	0.61
2. Sean O Sullivan, Colgate	18	8	0.44
3. Shawn Kuykendall, American	23	10	0.43
4. Reed Grimes, Colgate	17	6	0.35
5. Scott Visnic, Bucknell	19	6	0.32

<u>Individual - Goalkeeping</u>	<u>Mins.</u>	<u>GAA</u>	<u>Saves</u>	<u>SO</u>
1. Sam Bishop, Lehigh	1137	0.63	37	3
2. Thomas Myers, American	1666	0.81	61	8
3. Frank DiFilippo, Navy	1576	0.97	97	4
4. Mike Tortora, Lafayette	1544	1.05	70	4
5. Matt Wesmiller, Army	1429	1.07	69	6
6. Josh Cohen, Colgate	1252	1.08	42	3
7. Richard Whipple, Holy Cross	1416	1.27	75	8
8. Adam Edwards, Bucknell	1000	1.62	51	0



THE PATRIOT LEAGUE

☆ AMERICAN UNIVERSITY ☆ BUCKNELL UNIVERSITY ☆ COLGATE UNIVERSITY ☆
 ☆ COLLEGE OF THE HOLY CROSS ☆ LAFAYETTE COLLEGE ☆ LEHIGH UNIVERSITY ☆
 ☆ UNITED STATES MILITARY ACADEMY ☆ UNITED STATES NAVAL ACADEMY ☆

Executive Director: Carolyn Schlie Femovich

3773 Corporate Pkwy., Ste. 190, Center Valley, PA 18034 ☆ Phone: (610) 289-1950 ☆ Fax: (610) 289-1952 ☆
 www.patriotleague.com

Athletic and Academic Success in 2004-05

Team Postseason Achievements:

¥ Bucknell men's basketball, Colgate women's soccer, American field hockey, American men's soccer, Navy men's lacrosse and Army baseball all won games in their respective NCAA Tournaments

¥ Holy Cross men's basketball won a first round game in the National Invitation Tournament.

¥ The Patriot League received multiple postseason bids in three sports - Lafayette (automatic) and Lehigh (at-large) football into the NCAA Division I-AA playoffs; Bucknell (automatic) and Holy Cross (at-large) men's basketball into the NCAA Tournament and NIT, respectively; and Navy (automatic) and Army (at-large) men's lacrosse into the NCAA Tournament.

Team Regular Season Achievements:

¥ The following teams broke into the national rankings at some point during their respective seasons - Lehigh, Lafayette and Colgate football; American field hockey; and Navy, Army and Bucknell men's lacrosse.

¥ The following teams defeated nationally-ranked non-League opponents during their respective seasons - Bucknell men's basketball; American field hockey; and Navy and Army men's lacrosse.

Individual Athletic Accomplishments:

¥ Twelve student-athletes were either drafted or signed professional free agent contracts.

¥ Twenty student-athletes were named All-America

¥ Six cross country and track & field student-athletes qualified for NCAA Championships.

¥ Lauren Wible of Bucknell softball led the nation in batting average, and Chris Cara of Bucknell men's lacrosse led the nation in points per game and assists per game.

Record Breakers:

¥ The following five student-athletes set new Patriot League career records in their respective sports - Joe McCourt, Lafayette football (rushing touchdowns and points scored); Daris Wilson, Bucknell football (rushing yards by a quarterback); Emily Ling, Lehigh softball (wins and strikeouts); Lauren Gobar, Army softball (stolen bases) and Chris Cara, Bucknell men's lacrosse (points).

¥ A total of 28 records were broken at the Cross Country, Indoor Track & Field, Outdoor Track & Field and Swimming & Diving Championships
 ¥ Navy won the first-ever Patriot League Women's Rowing Championship.

League Academic Recognition:

¥ For the sixth consecutive year, the Patriot League led all reporting Division I conferences in overall student-athlete graduation rates.

¥ The Patriot League and all eight of its full-time member institutions reported above average scores in the new Academic Progress Rate (APR), a tool used by the NCAA to measure academic eligibility, retention and graduation of student-athletes.

¥ A UCF/Lapchick study showed that the Patriot League's NCAA Tournament teams in basketball, the Bucknell men and Holy Cross women, both led the nation with 100 percent graduation rates for their basketball student-athletes.

Individual Academic Honors:

¥ Thirty-seven Patriot League student-athletes were cited by ESPN The Magazine/CoSIDA for academic excellence.

¥ Navy baseball's Trevor Thompson was named an ESPN The Magazine Academic All-American and was one of 32 recipients (out of 904 applicants) to garner a prestigious Rhodes Scholarship to study at the University of Oxford, beginning in October.

¥ Lafayette football's Stephen Bono was one of two recipients of the Division I-AA Athletic Directors' Association Postgraduate Scholarship

Television Exposure:

¥ The Patriot League's national television package for basketball placed a total of 10 men's and women's games on CSTV, the men's championship game was shown on ESPN2 and all five postseason games involving the Bucknell men and the Holy Cross men and women were either shown on CBS, ESPN or ESPN2.

¥ Additional events in football, volleyball, baseball, men's lacrosse and track & field were televised on CSTV.

Facilities:

¥ Brand new facilities are in the works for American field hockey and Holy Cross soccer.

¥ Various other facility enhancements are on tap throughout the League's eight full-time members and three associate members.



PATRIOT LEAGUE TOURNAMENT

The 2004 Patriot League Tournament will be held November 11 and 13 on the campus of the regular-season champion. The tournament winner receives an automatic bid to the NCAA Tournament. Here's a look back at past Patriot League Tournaments.

NAVY IN PL TOURNAMENT:

1991, 1992, 1995, 1996, 1997, 1999, 2001

NAVY'S OVERALL RECORD: 3-7

Semifinals	3-4
Finals	0-3
In Annapolis	0-1
At West Point	0-1
At Worcester	2-3
At Hamilton	1-2

1990 - LEWISBURG, PA.

#4 Lafayette 2, #1 Bucknell 0 (2 OT)
#2 Fordham 1, #3 Colgate 0
Fordham 1, Lafayette 0 (OT)

1991 - ANNAPOLIS, MD.

#4 Army 2, #1 NAVY 1
#2 Lehigh 0, #3 Lafayette 0 (2 OT)
(Lehigh advances on pk)
Army 4, Lehigh 0

1992 - WEST POINT, N.Y.

#2 Colgate 1, #3 Lehigh 0
#1 Army 1, #4 NAVY 1 (2 OT)
(Army advances on pk)
Colgate def. Army, 1-0 (OT)

1993 - EASTON, PA.

#2 Colgate 1, #3 Bucknell 1 (2 OT)
(Colgate advances on pk)
#4 Army 2, #1 Lafayette 0
Army 4, Colgate 2 (OT)

1994 - EASTON, PA.

#3 Army 2, #2 Colgate 1
#1 Lafayette 2, #4 Holy Cross 0
Lafayette 1, Army 0

1995 - WORCESTER, MASS.

#4 NAVY 2, #1 Holy Cross 0 (2 OT)
#2 Lafayette 4, #3 Colgate 1
Lafayette 3, NAVY 2 (2OT)

1996 - HAMILTON, N.Y.

#1 Army 3, No.4 Lafayette 0
#3 NAVY 2, #2 Colgate 1
Army 4, NAVY 1

1997 - HAMILTON, N.Y.

#2 Lehigh 1, #3 Holy Cross 0
#1 Colgate 1, #4 NAVY 1 (2 OT)
(Colgate advances on pk)
Colgate 1, Lehigh 0

1998 - EASTON, PA.

#2 Lehigh 2, #1 Colgate 1
#1 Lafayette 2, #4 Holy Cross 0
Lafayette 2, Lehigh 0

1999 - WORCESTER, MASS.

#2 NAVY 3, #3 Colgate 1
#4 Lafayette 2, #1 Holy Cross 1
Lafayette 1, NAVY 0 (2 OT)

2000 - EASTON, PA.

#3 Lehigh 1, #2 Bucknell 0
#1 Lafayette 3, #4 Holy Cross 0
Lehigh 1, Lafayette 1 (4 OT)
* Lehigh wins Title 5-3 on Penalty Kicks

2001 - WORCESTER, MASS.

#2 American 1, #3 Lehigh 0 (OT)
#1 Holy Cross 1, #4 NAVY 0
American 1, Holy Cross 1 (4 OT)
* American wins Title 5-3 on Penalty Kicks

2002 - WORCESTER, MASS.

#3 Lehigh 0, #2 American 0 (2OT)
(Lehigh advances on pk)
#1 Holy Cross 1, #4 Lafayette 0
Holy Cross 0, Lehigh 0
* Holy Cross wins Title 10-9 on Penalty Kicks

2003 - LEWISBURG, PA.

#2 Lafayette 5, #3 Holy Cross 1
#4 Lehigh 2, #1 Bucknell 0
Lafayette 2, Lehigh 0

2004 - WASHINGTON, D.C.

#2 Lehigh 0, #3 Bucknell 0
(Lehigh advances on pk)
#1 American 1, #4 Lafayette 0
American 1, Lehigh 0



Jono Halverson was named to the Patriot League All-Decade Team.

NAVY'S ALL-LEAGUE HONOREES

(CAA 1984-90; Patriot League 1991-present)

1984	Rob Cissel, John Moraytis
1985	Harry Schmidt
1986	Harry Schmidt
1987	Hal Zabrowski
1988	Hal Zabrowski, Matt Tait
1989	Hal Zabroski, Cliff Carpenter, Leon Wilson
1990	Cliff Carpenter, Jono Halverson, Jim Mulik, Leon Wilson
1991	Cliff Carpenter, Seth Walters, Jono Halverson
1992	Cliff Carpenter, Seth Walters, Jono Halverson
1993	Jeff Wagner (1st), Brent Boyle (2nd), T.J. Grady (2nd)
1994	Seth Walters (1st), Mike Curtis (2nd)
1995	David Cithbert (1st), T.J. Grady (1st), Mike Curtis (2nd), Ryan Cox (2nd)
1996	J.T. Merchant (2nd), Ryan Cox (2nd), John Bachmore (2nd)
1997	Stephen Earl (2nd), Michael Lowe (2nd), John Bachmore (2nd)
1998	Matt Neely (1st), Michael Paisant (2nd), Loren Morgan (2nd)
1999	Brian Steckroth (1st), Michael Paisant (1st), Matt Neely (1st), Bobby Cherneski (1st), Brian Lubitz (2nd)
2000	Michael Paisant (1st), Brian Steckroth (1st), Brye Gerhardt (2nd), Craig Ruhs (2nd), Dan Neverosky (2nd)
2001	Brian Steckroth (1st), Brye Gerhardt (1st), Justin Fishburn (2nd), Bobby Cherneski (2nd), Craig Ruhs (2nd), Matt Wilson (2nd)
2002	Dan Montgomery (2nd)
2003	Danny Urbanczyk (2nd)
2004	Frank DiFilippo (2nd)

OFFENSIVE PLAYER OF THE YEAR

1992	Jono Halverson
1999	Michael Paisant

DEFENSIVE PLAYER OF THE YEAR

1999	Brian Steckroth
2001	Brian Steckroth

ROOKIE OF THE YEAR

1997	Michael Paisant
------	-----------------

Navy in the Patriot League

Year	W-L-T	Place	PL Tourn.
1991	6-1-0	1st	0-1
1992	3-3-1	4th	0-1
1993	4-3-0	5th	
1994	3-3-1	5th	
1995	4-2-0	T-3rd	1-1 (2nd)
1996	3-3-0	3rd	1-1 (2nd)
1997	2-4-0	T-4th	0-1
1998	2-4-0	6th	
1999	5-1-0	2nd	1-1 (2nd)
2000	2-4-0	6th	
2001	3-2-2	4th	0-1
2002	1-4-2	T-7th	
2003	3-4-0	5th	
2004	1-5-1	8th	
Total	42-43-7		3-7

NCAA TOURNAMENT HISTORY

NAVY ALL-AMERICANS

1930	George Hutchinson
1931	John Corry
1934	Everett Sanderson
1936	Everett Sanderson *
1939	J.F. Refo **
1939	John Partridge **
1939	Robert Parker **
1940	Joseph Reedy **
1940	Frank Davis **
1943	George Reaves
1943	Bill Chaires
1943	Sam Gorsline
1943	Arturo Calisto
1944	George Reaves
1944	Arturo Calisto
1944	Robert Kirk
1945	Arturo Calisto
1945	Archie Ruggieri
1946	Jose Castana
1947	Charles Coulter
1947	Roger Peard
1947	Al Schaufelberger
1948	Roger Peard
1948	Al Schaufelberger
1949	Joseph McLernan
1950	Thomas Boyce
1951	Gordon Jayne
1952	Robert Bicknell
1953	Edward Cashman
1954	Bruce Newell
1955	Andy Massimino
1955	Oleh Karawan
1955	Pete Fitzwilliam
1956	Andy Massimino
1958	John Meehan
1961	Neil Fagan
1961	Karl Kaeser
1962	Karl Kaeser
1963	Karl Kaeser
1963	Myron Hura
1964	Myron Hura
1964	Paul Daulerio
1965	Myron Hura
1965	James Burger
1966	Al Vasiliauskas
1967	Tom Teach
1968	Richard Bartlett
1968	Walter Bahr
1969	Walter Bahr
1969	Bob Tamburini
1975	Tom Panik
1975	Bruce Montgomery
2001	Brian Steckroth

* Middle Atlantic District
 ** Southern District

ACADEMIC ALL-AMERICANS

1996	Donald Field (3rd)
1997	Donald Field (1st)

10 TOURNAMENTS, OVERALL RECORD: 16-7

<u>Date</u>	<u>Round</u>	<u>Opponent</u>	<u>Score</u>	<u>Site</u>
11/26/63	First	Howard	.W, 5-1	.Annapolis, Md.
11/30/63	Quarterfinal	West Chester	.W, 3-0	.Annapolis, Md.
12/5/63	Semifinal	Army	.W, 4-0	.Brunswick, N.J.
12/7/63	Championship	St. Louis	.L, 3-0	.Brunswick, N.J.
11/25/64	First	Fairleigh Dickinson	.W, 2-1	.Annapolis, Md.
11/28/64	Quarterfinal	Bridgeport	.W, 5-0	.Annapolis, Md.
12/3/64	Semifinal	St. Louis	.W, 2-1	.Providence, R.I.
12/5/64	Championship	Michigan State	.W, 1-0	.Providence, R.I.
11/23/65	First	West Chester	.W, 4-1	.Annapolis, Md.
11/27/65	Quarterfinal	Brown	.W, 6-2	.Annapolis, Md.
12/2/65	Semifinal	St. Louis	.L, 3-1	.Saint Louis, Mo.
11/22/66	First	St. Joseph's (Pa.)	.W, 4-1	.Annapolis, Md.
11/26/66	Quarterfinal	Army	.L, 3-1	.Philadelphia, Pa.
11/21/67	First	West Chester	.W, 5-0	.Annapolis, Md.
11/28/67	Quarterfinal	Buffalo State	.W, 2-1	.Buffalo, N.Y.
11/30/67	Semifinal	St. Louis	.L, 1-0	.St. Louis, Mo.
11/16/69	First	South Florida	.L, 1-0	.Annapolis, Md.
11/16/70	First	South Florida *	.W, 1-0	.Annapolis, Md.
11/24/70	Second	Howard	** L, 2-0	.Annapolis, Md.
11/23/71	First	South Florida	.W, 3-1	.Annapolis, Md.
11/30/71	Second	Howard	** L, 3-0	.Annapolis, Md.
11/17/74	First	Clemson	.L, 3-2 OT	.Clemson, S.C.
11/13/88	First	Philadelphia Textile	.L, 1-0	.Annapolis, Md.

* Navy defeats South Florida on corner kicks
 ** Howard's NCAA appearances later forfeited

NAVY'S NATIONAL CHAMPIONSHIPS

<u>Year</u>	<u>Record</u>	<u>Championship Won</u>
1932	6-0-1	Voted by Intercollegiate Soccer Football Association (co-champions with Pennsylvania)
1943	6-0-1	Voted by National Soccer Coaches Association of America (co-champions with Rensselaer Poly Institute)
1944	6-1-0	Voted by National Soccer Coaches Association of America
1945	7-1-0	Voted by National Soccer Coaches Association of America (co-champions with Army, Haverford)
1964	15-0-0	Won NCAA Tournament

NAVY RESULTS AND LEADERS

Year	W	L	T	Coach	Points	Goals	Assists	Saves
1921	2	1	0		H.D. Baker 6	H.D. Baker 3		
1922	3	2	2	Tom Taylor	E.P. Creehan 12	E.P. Creehan 6		
1923	2	3	2	Tom Taylor	E.P. Creehan 8	E.P. Creehan 4		
1924	4	3	2	Tom Taylor				
1925	4	4	0	Tom Taylor				
1926	5	1	1	Tom Taylor	R.F. Pryce 10	R.F. Pryce 5		
1927	3	4	0	Tom Taylor	R.D. McGlathery 10	R.D. McGlathery 5		
1928	4	4	1	Tom Taylor	F.T. Williamson 16	F.T. Williamson 8		
1929	4	3	1	Tom Taylor	P.J. Shovestul 14	P.J. Shovestul 7		
1930	6	3	1	Tom Taylor	Two Players 8	Two Players 4		
1931	4	3	1	Tom Taylor	P.J. Shovestul 18	P.J. Shovestul 9		
1932 *	6	0	1	Tom Taylor	Two Players 14	Two Players 7		
1933	5	2	0	Tom Taylor	G.H. Wigfall 18	G.H. Wigfall 9		
1934	2	4	0	Tom Taylor	S.R. Miller 10	S.R. Miller 5		
1935	3	2	1	Tom Taylor	R.A. Teel 8	R.A. Teel 4		
1936	4	1	1	Tom Taylor	E.G. Sanderson 10	E.G. Sanderson 5		
1937	4	2	0	Tom Taylor	Two Players 8	Two Players 4		
1938	3	2	2	Tom Taylor	R.W. Parker 12	R.W. Parker 6		
1939	2	3	3	Tom Taylor	R.W. Parker 10	R.W. Parker 5		
1940	4	3	1	Tom Taylor	F.M. Davis 8	F.M. Davis 4		
1941	5	2	1	Tom Taylor	F.J. Behounek 14	F.J. Behounek 7		
1942	6	2	0	Tom Taylor	J.A. Swank 12	J.A. Swank 6		
1943 *	6	0	1	Tom Taylor	Arturo Calisto 26	Arturo Calisto 13		
1944 *	6	1	0	Tom Taylor	Arturo Calisto 24	Arturo Calisto 12		
1945 *	7	1	0	Tom Taylor	Arturo Calisto 36	Arturo Calisto 18		
1946	7	1	1	Glenn Warner	H.A. Poenack 20	H.A. Poenack 10		
1947	8	2	0	Glenn Warner	M.S. Bentin 12	M.S. Bentin 6		
1948	9	1	1	Glenn Warner	A.R. Ruggieri 26	A.R. Ruggieri 13		
1949	8	3	0	Glenn Warner	T.A. Boyce 22	T.A. Boyce 11		
1950	6	4	0	Glenn Warner	T.A. Boyce 30	T.A. Boyce 15		
1951	5	3	2	Glenn Warner	G.H. Jayne 12	G.H. Jayne 6		
1952	3	4	3	Glenn Warner	R.S. Bicknell 10	R.S. Bicknell 5		
1953	3	5	1	Glenn Warner	Two Players 12	Two Players 6		
1954	4	3	3	Glenn Warner	Two Players 10	Two Players 5		
1955	7	3	1	Glenn Warner	Two Players 14	Two Players 7		
1956	10	2	0	Glenn Warner	Two Players 18	Two Players 9		
1957	5	2	3	Glenn Warner	K. Ripplemeyer 18	K. Ripplemeyer 9		
1958	7	1	3	Glenn Warner	R.D. Stengel 14	R.D. Stengel 7		
1959	8	3	0	Glenn Warner	Martin 16	Martin 8		
1960	7	2	2	Glenn Warner	G.V. Tirado 20	G.V. Tirado 8	G.V. Tirado 4	
1961	9	1	1	Glenn Warner	Lloyd Kaeser 48	Lloyd Kaeser 24		
1962	10	1	0	Glenn Warner	Lloyd Kaeser 54	Lloyd Kaeser 27		
1963	12	1	0	Glenn Warner	Myron Hura 28	Myron Hura 14		
1964 **	15	0	0	Glenn Warner	Paul Daulerio 32	Paul Daulerio 16		
1965	12	1	1	Glenn Warner	Jim Burger 30	Jim Burger 15		
1966	10	1	2	Glenn Warner	Al Vasiliauskas 38	Al Vasiliauskas 17	Al Vasiliauskas 4	
1967	11	2	0	Glenn Warner	Glen Reid 25	Glen Reid 12	Al Vasiliauskas 5	
1968	8	2	1	Glenn Warner	Mike Flanagan 21	Mike Flanagan 8	Glen Reid 8	
1969	8	2	2	Glenn Warner	Casey Bahr 22	Casey Bahr 9	Tom Abernathy 5	
1970	11	1	1	Glenn Warner	Steve Giessing 13	Giessing 5	Keith Dolan 5	
1971	12	1	0	Glenn Warner	Steve Giessing 18	Two Players 8	Two Players 5	
1972	5	5	1	Glenn Warner	Kenan Knieriem 16	Kenan Knieriem 7	Tom Enright 3	
1973	7	3	1	Glenn Warner	Two Players 16	Kenan Knieriem 8	Steve Dolat 3	
1974	7	3	1	Glenn Warner	Tom Panik 17	Tom Panik 8	Six Players 2	
1975	9	2	0	Glenn Warner	Tom Panik 15	Scott Eckert 6	Tom Panik 5	Brian Montgomery 60
1976	6	3	3	Dr. Greg Myers	Scott Eckert 16	Scott Eckert 7	Dave Morrison 5	Ken Albright 37
1977	7	5	1	Dr. Greg Myers	Scott Eckert 16	Scott Eckert 7	Dave Johnson 3	
1978	5	4	3	Dr. Greg Myers	Dan Humphrey 19	Dan Humphrey 8	Two Players 3	Ken Albright 25
1979	11	2	4	Dr. Greg Myers	Dan Humphrey 11	Walt Silveria 5	Two Players 3	Greg Denkler 66
1980	10	7	1	Dr. Greg Myers	Gerry Hueber 10	Two Players 4	Four Players 3	Greg Denkler 94
1981	7	8	2	Dr. Greg Myers	Charlie Borowski 13	Keith Wauters 6	Howie Hein 4	S. Young 38
1982	8	6	3	Dr. Greg Myers	Two Players 11	Two Players 5	Two Players 2	
1983	7	8	2	Dr. Greg Myers	Tabby Bruner 17	Tabby Bruner 7	Tabby Bruner 3	Dave Postoll 78
1984	9	4	3	Dr. Greg Myers	John Moraytis 23	John Moraytis 11	Rob Cissel 6	Dave Postoll 72
1985	7	7	1	Dr. Greg Myers	Mike Donigan 13	Mike Donigan 5	Scott Miller 4	Harry Schmidt 65
1986	10	6	3	Dr. Greg Myers	Mark Hernandez 9	Mark Hernandez 4	Two Players 3	Harry Schmidt 103
1987	9	9	1	Dr. Greg Myers	Hal Zabrowski 20	Hal Zabrowski 9	Lou Schager 4	Mike Ulse 50
1988	8	4	4	Dr. Greg Myers	Hal Zabrowski 10	Lou Schager 4	Hal Zabrowski 4	Mike Ulse 66
1989	6	4	5	Dr. Greg Myers	Hal Zabrowski 14	Hal Zabrowski 5	Hal Zabrowski 4	Brad Blackwelder 78
1990	9	10	2	Dr. Greg Myers	Cliff Carpenter 15	Cliff Carpenter 6	Jim Mulik 6	Van States 88
1991	12	7	0	Dr. Greg Myers	Seth Walters 20	Three Players 6	Seth Walters 8	Doug Williams 85
1992	10	6	3	Dr. Greg Myers	Tim Bourdan 24	Two Players 8	Cliff Carpenter 11	Doug Williams 54
1993	5	10	3	Dr. Greg Myers	Two Players 10	Three Players 3	Brent Boyle 6	T.J. Grady 76
1994	9	5	1	Dr. Greg Myers	Three Players 16	Aaron Swenson 7	Seth Walters 8	T.J. Grady 35
1995	11	7	0	Dr. Greg Myers	Aaron Swenson 18	Two Players 7	Mike Curtis 9	T.J. Grady 97
1996	10	9	1	Dr. Greg Myers	Matt Neely 13	Matt Neely 4	Matt Neely 5	Kevin Campbell 54
1997	6	11	1	Dr. Greg Myers	Matt Neely 16	Michael Paisant 6	Stephen Earl 7	Greg Stepler 90
1998	7	10	1	Dr. Greg Myers	Michael Paisant 13	Michael Paisant 6	Stephen Earl 6	Kevin Campbell 62
1999	11	5	2	Dr. Greg Myers	Brye Gerhardt 19	Brye Gerhardt 8	Matt Neely 6	Brian Steckroth 79
2000	9	6	1	Dr. Greg Myers	Brye Gerhardt 21	Brye Gerhardt 9	Michael Paisant 8	Brian Steckroth 64
2001	11	3	3	Dr. Greg Myers	Brye Gerhardt 14	Three Players 4	Brye Gerhardt 6	Brian Steckroth 72
2002	5	10	3	Dr. Greg Myers	Dan Montgomery 13	Dan Montgomery 6	Four Players 2	Matt Copare 69
2003	5	10	1	Dr. Greg Myers	Two Players 4	Doug Kurz 2	Ryan Peters 3	Frank DiFilippo 72
2004	3	10	4	Dr. Greg Myers	J.P. Murphy 8	J.P. Murphy 3	Two Players 3	Frank DiFilippo 97

* Voted National Champions

** Won National Championship

INDIVIDUAL SCHOOL RECORDS

CAREER POINTS

<u>Rk.</u>	<u>No.</u>	<u>Name</u>	<u>Year</u>
1.	122	Karl Kaeser	1961-63
2.	86	Arturo Calisto	1943-45
3.	84	Myron Hura	1963-65
4.	83	Al Vasiliasuskas	1965-67
5.	65	Seth Walters	1991-94
6.	61	Cliff Carpenter	1989-92
7.	60	Paul Daulerio	1962-64
	60	Kenan Knieriem	1971-74
9.	58	Brye Gerhardt	1998-2001
10.	57	Glen Reid	1966-68
	57	Michael Paisant	1997-2000

CAREER GOALS

<u>Rk.</u>	<u>No.</u>	<u>Name</u>	<u>Year</u>
1.	62	Karl Kaeser	1961-63
2.	43	Arturo Calisto	1943-45
3.	42	Myron Hura	1963-65
4.	37	Al Vasiliasuskas	1965-67
5.	30	Paul Daulerio	1962-64
6.	28	Kenan Knieriem	1971-74
7.	27	T.A. Boyce	1948-50
8.	25	John Bodine	1966-68
9.	24	A.R. Ruggieri	1945-48
	24	Glen Reid	1966-68

CAREER ASSISTS

<u>Rk.</u>	<u>No.</u>	<u>Name</u>	<u>Years</u>
1.	23	Seth Walters	1991-94
2.	21	Cliff Carpenter	1989-92
3.	19	Matt Neely	1996-99
4.	15	Jim Mulik	1987-90
	15	Dan Neverosky	1999-2002
6.	14	Michael Curtis	1994-95
	14	Stephen Earl	1995-98
	14	Brye Gerhardt	1998-2001
9.	13	Justin Lemmon	1993-96
	13	Michael Paisant	1997-2000

CAREER SAVES

(Since 1980)

<u>Rk.</u>	<u>No.</u>	<u>Name</u>	<u>Years</u>
1.	228	Brian Steckroth	1998-2001
2.	226	T.J. Grady	1992-95
3.	184	Harry Schmid	1984-86
4.	178	Frank DiFilippo	2002-04
	178	Doug Williams	1991-94

CAREER GAA

(Min. 1000 minutes; Since 1984)

<u>Rk.</u>	<u>No.</u>	<u>Name</u>	<u>Year</u>
1.	0.81	Brad Blackwelder	1988-89
2.	0.87	Dave Postoll	1984-85
3.	0.89	Mike Ulises	1986-88
4.	0.97	Brian Steckroth	1998-2001
5.	1.08	Harry Schmid	1984-86

CAREER SAVE PCT.

(Min. 50 saves; Since 1984)

<u>Rk.</u>	<u>No.</u>	<u>Name</u>	<u>Years</u>
1.	.859	Brad Blackwelder	1988-89
2.	.856	Harry Schmidt	1984-86
3.	.853	Dave Postoll	1984-85
4.	.832	Van States	1989-90
5.	.828	T.J. Grady	1992-95

CAREER SHUTOUTS

(Since 1984)

<u>Rk.</u>	<u>No.</u>	<u>Name</u>	<u>Years</u>
1.	20	Brian Steckroth	1998-2001
2.	11.5	T.J. Grady	1992-95
3.	11	Mike Ulises	1986-88
4.	10	Doug Williams	1991-94
5.	9	Dave Postoll	1984-85

SEASON POINTS

<u>Rk.</u>	<u>No.</u>	<u>Name</u>	<u>Year</u>
1.	54	Karl Kaeser	1961
2.	48	Karl Kaeser	1962
3.	38	Al Vasiliasuskas	1966
4.	36	Arturo Calisto	1945
5.	32	Paul Daulerio	1964
6.	30	T.A. Boyce	1950
	30	Jim Burger	1965
8.	28	Myron Hura	1963
	28	Myron Hura	1964
	28	Myron Hura	1965

SEASON GOALS

<u>Rk.</u>	<u>No.</u>	<u>Name</u>	<u>Year</u>
1.	27	Karl Kaeser	1962
2.	24	Karl Kaeser	1961
3.	18	Arturo Calisto	1945
4.	17	Al Vasiliasuskas	1966
5.	16	Paul Daulerio	1964
6.	15	T.A. Boyce	1950
7.	15	Jim Burger	1965
8.	14	Myron Hura	1963
	14	Myron Hura	1964
	14	Myron Hura	1965

SEASON ASSISTS

<u>Rk.</u>	<u>No.</u>	<u>Name</u>	<u>Year</u>
1.	11	Cliff Carpenter	1992
2.	9	Micheal Curtis	1995
3.	8	Michael Paisant	2000
	8	Seth Walters	1994
	8	Tim Bourdan	1992
	8	Seth Walters	1991
	8	Glen Reid	1968
8.	7	Dan Neverosky	2000
		Stephen Earl	1997
10.	6	Eight Times	

SEASON SHOTS

(Since 1984; missing 1986-89)

<u>Rk.</u>	<u>No.</u>	<u>Name</u>	<u>Year</u>
1.	55	Michael Paisant	1998
2.	53	John Moraytis	1984
	53	Michael Paisant	2000
4.	52	Cliff Carpenter	1992
5.	50	Michael Paisant	1999
6.	41	Matt Neely	1999
7.	41	Brye Gerhardt	2000
8.	40	Cliff Carpenter	1990
9.	39	Tim Bourdan	1992
	39	Michael Paisant	1997

SEASON SAVES

(Since 1980)

<u>Rk.</u>	<u>No.</u>	<u>Name</u>	<u>Year</u>
1.	103	Harry Schmidt	1986
2.	97	Frank DiFilippo	2004
	97	T.J. Grady	1995
4.	94	Greg Denkler	1980
5.	90	Greg Stepler	1997

SEASON GAA

(Min. 250 minutes)

<u>Rk.</u>	<u>No.</u>	<u>Name</u>	<u>Year</u>
1.	0.42	Mike Ulises	1986
2.	0.49	Brian Steckroth	2001
3.	0.69	Greg Stepler	1996
4.	0.71	Aric McElheny	2003
5.	0.75	Mike Ulises	1987

SEASON SAVE PCT.

(Min. 20 saves; since 1984)

<u>Rk.</u>	<u>No.</u>	<u>Name</u>	<u>Year</u>
1.	.889	Brian Steckroth	2001
2.	.880	Harry Schmidt	1986
3.	.875	Greg Stepler	1996
4.	.867	Dave Postoll	1984
5.	.864	T.J. Grady	1993

SEASON SHUTOUTS

(Since 1984)

1.	9	Brian Steckroth	2001
2.	8	Dave Postoll	1984
3.	6	T.J. Grady	1995
4.	5	Brad Blackwelder	1989
	5	Brian Steckroth	1999
	5	Brian Steckroth	2000

TEAM SCHOOL RECORDS

WINS

- 151964
- 121963, 1965, 1971, 1991
- 11 1967, 1970, 1979, 1995, 1999, 2001

LOSSES

- 111997
- 10 1990, 1993, 1998, 2002, 2003, 2004
- 91987, 1996
- 81981, 1983

TIES

- 51989
- 41979, 1988, 2004
- 3 1939, 1952, 1954, 1957, 1958, 1976,
.....1978, 1982, 1984, 1986, 1992, 1993,
.....2001, 2002

GOALS SEASON

- 711965
- 641966
- 521967
- 481964
- 461962
- 441963
- 421968
- 401945
- 401961
- 39Two Times

GOALS ALLOWED SEASON

- 381998
- 371990
- 311997
- 292002
- 271983
- 271996
- 261993
- 261999
- 241991
- 241992

FEWEST GOALS SCORED SEASON

(min. 10 games)

- 92003
- 122004
- 171947
- 181952
- 181954
- 181978
- 191993
- 192001
- 201949
- 211957

FEWEST GOALS ALLOWED SEASON (MIN. 10 GAMES)

- 61969
- 71947
- 71948
- 71968
- 81957
- 81962
- 81971
- 91970
- 10Four Times

SHUTOUTS

- 91984
- 92001
- 81980
- 81987
- 82000

TIMES SHUTOUT

- 112004
- 71981
- 71990
- 72003
- 61980
- 61987

GOALS IN A GAME

- 17 vs. Gettysburg10/18/67
- 14 vs. Merch. Marine Academy 11/4/66
- 12 vs. Virginia10/4/41
- 11 vs. Brooklyn College9/29/65
- 11 vs. Gettysburg10/27/65
- 11 vs. Fordham10/5/68
- 10 vs. Georgetown10/22/58
- 10 vs. Coast Guard10/1/66
- 10 vs. Washington & Lee11/1/75
- 9Four Times

GOALS ALLOWED IN A GAME

- 8 vs. Pennsylvania10/27/28
- 7 vs. Pennsylvania12/12/25
- 7 vs. Penn State11/17/34
- 7 vs. Virginia10/11/95
- 6Seven Times

WINNING STREAK

- 259/30/64 to 11/13/65
- 1311/17/62 to 12/5/63
- 1210/13/48 to 10/15/49
- 1111/11/61 to 11/10/62
- 1011/15/44 to 11/17/45

UNBEATEN STREAK

- 289/30/64 to 11/27/65
- 1510/28/61 to 11/10/62
- 1411/6/57 to 11/14/58
- 1311/14/42 to 11/4/44
- 1311/17/62 to 12/5/63

LOSING STREAK

- 610/7/00 to 10/29/00
- 510/5/83 to 10/23/83
- 59/25/98 to 10/10/98
- 4Six Times

WINLESS STREAK

- 1210/17/92 to 9/19/93
- 811/23/38 to 11/4/39
- 710/18/89 to 9/4/90
- 79/15/02 to 10/8/02
- 6Three Times

GAMES WITHOUT BEING SHUTOUT

- 549/30/64 to 11/28/67
- 3010/28/61 to 12/5/63
- 2411/14/42 to 11/24/45
- 2211/4/72 to 10/26/74
- 2111/2/74 to 10/15/76

GAMES WITHOUT A SHUTOUT

- 1510/1/97 to 9/16/98
- 1210/23/29 to 11/5/30
- 1211/27/30 to 10/26/32
- 1210/21/89 to 9/22/90
- 1110/12/92 to 9/11/93

CONSECUTIVE SHUTOUTS

8 — 11/17/62 to 10/30/63

CONSECUTIVE TIMES SHUTOUT

4 — 10/7/00 to 10/20/00
4 — 10/18/02 to 9/1/03

GAME / MISCELLANEOUS RECORDS

POINTS IN A GAME

- 10 — Frank Behovnek vs. Virginia (10/4/41)
- 10 — Karl Kaeser vs. Gettysburg (11/1/61)
- 10 — Karl Kaeser vs. Swarthmore (11/10/62)

GOALS IN A GAME

- 5 — Frank Behovnek vs. Virginia (10/4/41)
- 5 — Karl Kaeser vs. Gettysburg (11/1/61)
- 5 — Karl Kaeser vs. Swarthmore (11/10/62)

ASSISTS IN A GAME

- 4 — Mike Curtis vs. Army (10/20/95)
- 3 — Casey Bahr vs. George Washington (11/12/69)
- 3 — Preston vs. Catholic (10/9/71)
- 3 — Seth Walters vs. Buffalo (9/17/94)
- 3 — Stephen Earl vs. Phil. Textile (10/8/97)
- 3 — Michael Paisant vs. Long Island U. (9/1/00)

SAVES IN A GAME

- 14 — Greg Denkler vs. American (9/8/79)
- 14 — Harry Schmidt vs. George Mason (10/5/86)

NAVY HAT TRICKS

- 5 — Frank Behovnek vs. Virginia (10/4/41)
- 5 — Karl Kaeser vs. Gerrysburg (11/1/61)
- 5 — Karl Kaeser vs. Swarthmore (11/10/62)
- 4 — Skip Giessing vs. Catholic (10/9/71)
- 4 — F.T. Williamson vs. Lafayette (12/8/28)
- 4 — G.H. Wigfall vs. Bucknell (11/26/32)
- 4 — Arturo Calisto vs. Bucknell (11/20/43)
- 4 — Arturo Calisto vs. Muhlenberg College (10/20/45)
- 4 — Arturo Calisto vs. Coast Guard (10/31/45)
- 4 — A.R. Ruggieri vs. Coast Guard (10/31/45)
- 4 — H.A. Poenack vs. Lehigh (11/2/46)
- 4 — G.V. Tirado vs. Gettysburg (11/2/60)
- 4 — Karl Kaeser vs. Gettysburg (10/31/62)
- 4 — Paul Daulerio vs. North Carolina (10/10/64)
- 4 — Myron Hura vs. Duke (11/10/64)
- 4 — Myron Hura vs. Brooklyn College (9/29/65)
- 4 — Jim Burger vs. Gettysburg (10/27/65)
- 4 — Glen Reid vs. Gettysburg (10/18/67)
- 3 — R.D. McGlathery vs. Franklin & Marshall (10/17/28)
- 3 — W.W. Gubbins vs. Lafayette (11/13/29)
- 3 — P.J. Shovestul vs. Bucknell (10/31/31)
- 3 — G.H. Wigfall vs. Syracuse (11/1/33)
- 3 — M. Kilpatrick vs. Lafayette (10/30/37)
- 3 — R.W. Parker vs. Yale (10/21/38)
- 3 — F.M. Davus vs. Virginia (10/16/40)
- 3 — Arturo Calisto vs. Duke (10/13/43)
- 3 — Arturo Calisto vs. Pennsylvania (10/28/44)
- 3 — Arturo Calisto vs. Muhlenberg College (11/4/44)
- 3 — Arturo Calisto vs. Bucknell (11/15/44)
- 3 — Arturo Calisto vs. Pennsylvania (10/13/45)
- 3 — Arturo Calisto vs. Penn State (11/17/45)

- 3 — C.L. Stiles vs. Haverford (10/30/46)
- 3 — A.R. Ruggieri vs. Yale (11/6/48)
- 3 — T.A. Boyce vs. Gettysburg (10/4/50)
- 3 — T.A. Boyce vs. Army (11/27/50)
- 3 — G.G. Fetterer vs. Maryland (10/30/53)
- 3 — F.Vainstein vs. Maryland (10/15/55)
- 3 — J.F. Pitney vs. Pittsburgh (10/26/55)
- 3 — C.E. Harlow vs. Brooklyn College (9/28/56)
- 3 — R.E. White vs. Georgetown (10/22/58)
- 3 — K. Ripplemeyer vs. Bucknell (10/29/58)
- 3 — C. Tortora vs. Bucknell (10/28/59)
- 3 — Karl Kaeser vs. Drexel (10/31/62)
- 3 — Karl Kaeser vs. Virginia (9/27/63)
- 3 — Myron Hura vs. Gettysburg (10/30/63)
- 3 — Myron Hura vs. Howard (11/26/63)
- 3 — Paul Deulerio vs. Army (12/5/63)
- 3 — Paul Daulerio vs. Haverford (10/3/64)
- 3 — Paul Daulerio vs. Gettysburg (10/28/64)
- 3 — Al Vasilaukas vs. Brooklyn College (9/29/65)
- 3 — Jim Burger vs. Pennsylvania (10/16/65)
- 3 — Myron Hura vs. Merchant Marine Acad. (10/30/65)
- 3 — Al Vasilaukas vs. Coast Guard (10/1/66)
- 3 — Al Vasilaukas vs. West Chester (10/22/66)
- 3 — Al Vasilaukas vs. Duke (10/29/66)
- 3 — John Bodine vs. Gettysburg (10/18/67)
- 3 — Greg Brubeck vs. Gettysburg (10/18/67)
- 3 — Casey Bahr vs. Georgetown (10/17/67)
- 3 — Casey Bahr vs. Georgetown (11/15/69)
- 3 — Bob Preston vs. Georgetown (10/6/71)
- 3 — Kenan Knieriem vs. George Washington (10/7/72)
- 3 — Kenan Knieriem vs. Washington & Lee (11/9/74)
- 3 — Dan Humphrey vs. Catholic (10/11/78)
- 3 — John Moraytis vs. North Carolina-Wilmington (10/29/84)
- 3 — Hal Zabrowski vs. Catholic (9/9/87)
- 3 — Joe Kiefer vs. Catholic (9/9/87)
- 3 — Cliff Carpenter vs. William & Mary (11/1/90)
- 3 — Craig Ruhs vs. Fordham (9/21/01)



Craig Ruhs

Navy Career Records...

Coach	Record	Pct.
No Coach	2-1-0	.667
Tom Taylor	102-55-22	.631
Glenn Warner	243-63-31	.763
Dr. Greg Myers	233-196-62	.538

Schools with three coaches with at least 100 wins...

School	Years	Wins
Navy		
Tom Taylor	1922-45	102
Glenn Warner	1946-75	243
Dr. Greg Myers	1976-2004	233
Akron		
Stu Perry	1955-69	118
Steve Parker	1982-92	139
Ken Lolla	1993-pres.	142
Penn State		
Bill Jeffrey	1926-52	153
Walter Bahr	1974-87	185
Barry Gorman	1988-pres.	224
California		
Julius Schroeder	1933-51	131
Bob DiGrazia	1952-80	202
Bill Coupe	1981-89	113

Teams with 1,000 all-time games (through 2005)...

School	Yrs.	Games	Record
Stanford	90	1,156	594-417-145
Connecticut	74	1,141	643-414-84
Harvard	93	1,112	584-399-129
Penn State	94	1,108	706-297-105
Yale	96	1,107	561-416-130
UCLA	60	1,078	811-183-84
Army	84	1,031	568-351-112
Navy	84	1,014	581-317-116
San Francisco	59	1,011	707-219-85
Elizabethtown	63	1,004	703-222-79

All-Time Wins...

School	Yrs.	Wins	Win Pct.
UCLA	60	811	.791
San Francisco	59	707	.741
Penn State	94	706	.685
Elizabethtown	63	703	.740
Connecticut	74	643	.600
St. Louis	46	630	.764
Virginia	61	597	.670
Stanford	90	594	.577
Harvard	93	584	.583
Navy	84	581	.630
Loyola (Md.)	62	580	.667

GAME-BY-GAME RESULTS

NAVY IN THE 1920S...

Overall Record	.31-25-9 (.546)
Winning Seasons	5
Record vs. Army	0-0-0
Total Score	Navy 149, Opponents 122
Head Coaches:	
No Coach (1921)	.2-1-0 (.667)
Tom Taylor (1922-29)	.29-24-9 (.540)

NAVY IN THE 1930S...

Overall Record	.39-22-10 (.620)
Winning Seasons	8
Record vs. Army	1-1-0
Total Score	Navy 163, Opponents 104
Head Coaches:	
Tom Taylor (1930-39)	.39-22-10 (.620)

NAVY IN THE 1940S...

Overall Record	.66-16-5 (.787)
Winning Seasons	10
Record vs. Army	6-4-0
Total Score	Navy 268, Opponents 79
Head Coaches:	
Tom Taylor (1940-45)	.34-9-3 (.772)
Glenn Warner (1946-49)	.32-7-2 (.805)

NAVY IN THE 1950S...

Overall Record	.58-30-16 (.635)
Winning Seasons	8
Record vs. Army	4-5-1
Total Score	Navy 276, Opponents 149
Head Coaches:	
Glenn Warner (1950-59)	.58-30-16 (.635)

NAVY IN THE 1960S...

Overall Record	.102-13-9 (.859)
Winning Seasons	10
Record vs. Army	6-1-4
Total Score	Navy 471, Opponents 102
Head Coaches:	
Glenn Warner (1960-69)	.102-13-9 (.859)

NAVY IN THE 1970S...

Overall Record	.80-29-15 (.706)
Winning Seasons	9
Record vs. Army	5-3-2
Total Score	Navy 269, Opponents 130
Head Coaches:	
Glenn Warner (1970-75)	.51-15-4 (.757)
Dr. Greg Myers (1976-79)	.29-14-11 (.639)

NAVY IN THE 1980S...

Overall Record	.81-63-25 (.553)
Winning Seasons	6
Record vs. Army	4-4-2
Total Score	Navy 263, Opponents 177
Head Coaches:	
Dr. Greg Myers (1980-89)	.81-63-25 (.553)

NAVY IN THE 1990S...

Overall Record	.90-80-14 (.527)
Winning Seasons	6
Record vs. Army	7-5-1
Total Score	Navy 306, Opponents 273
Head Coaches:	
Dr. Greg Myers (1990-99)	.90-80-14 (.527)

NAVY IN THE 2000S...

Overall Record	.35-39-12 (.477)
Winning Seasons	2
Record vs. Army	1-1-3
Total Score	Navy 85, Opponents 92
Head Coaches:	
Dr. Greg Myers (2000-04)	.35-39-12 (.477)
Rich Miranda (2005-pres.)	.0-0-0 (.000)

1921 (2-1-0)	GF-GA: 7-5	11/6 Lehigh	W, 2-1
12/10 Baltimore Polytechnic	W, 4-0	11/13 at Penn State	L, 1-5
12/17 Pennsylvania	L, 1-4	12/4 Haverford	T, 3-3
12/21 Swarthmore	W, 2-1	12/11 Yale	W, 2-1

1922 (3-2-2)	16-11	1927 (3-4-0)	13-15
11/1 Baltimore Polytechnic	W, 3-2	10/19 Western Maryland	W, 4-3
11/11 Penn State	L, 2-3	10/22 Pennsylvania	W, 3-0
11/18 Swarthmore	T, 2-2	11/12 Lafayette	L, 0-2
11/22 St. John's College	W, 4-0	11/19 at Lehigh	L, 0-2
11/29 Yale	T, 2-2	11/24 Yale	L, 2-5
12/9 Lehigh	W, 2-0	12/3 Penn State	W, 3-1
12/16 Pennsylvania	L, 1-2	12/10 Swarthmore	L, 1-2

1923 (2-3-2)	12-12	1928 (4-4-1)	19-17
10/20 Baltimore Polytechnic	W, 4-0	10/17 Franklin & Marshall	W, 5-0
10/27 Lehigh	T, 4-4	10/20 Yale	L, 0-4
11/10 at Penn State	L, 2-3	10/27 at Pennsylvania	L, 2-8
11/17 Germ. Crick. Club	L, 0-3	11/3 Swarthmore	L, 1-2
12/1 Lafayette	T, 0-0	11/10 at Western Maryland	T, 0-0
12/8 Swarthmore	L, 0-1	11/17 Haverford	W, 2-1
12/15 Pennsylvania	W, 2-1	11/28 Lehigh	W, 2-0

1924 (4-3-2)	20-18	1929 (4-3-1)	23-15
10/11 Baltimore Polytechnic	W, 3-2	10/19 Franklin & Marshall	W, 5-0
11/1 Lehigh	T, 1-1	10/23 Western Maryland	W, 4-3
11/8 Dartmouth	W, 5-1	10/30 Lehigh	W, 3-1
11/15 Lafayette	T, 2-2	11/9 Harvard	T, 1-1
11/22 British Embassy	W, 4-2	11/13 Lafayette	W, 7-3
11/26 Syracuse	W, 4-0	11/16 Haverford	L, 2-3
12/6 Penn State	L, 0-2	11/23 Penn State	L, 0-2
12/13 at Pennsylvania	L, 0-6	11/28 at Yale	L, 1-2
12/20 Yale	L, 1-2		

1925 (4-4-0)	18-17	1930 (6-3-1)	20-12
10/10 Baltimore Polytechnic	W, 4-1	10/18 Lehigh	W, 3-2
10/24 Haverford	L, 1-4	10/22 Western Maryland	W, 3-1
10/31 Swarthmore	L, 0-2	10/29 Swarthmore	W, 3-1
11/7 Lehigh	W, 2-0	11/1 at Harvard	L, 1-2
11/14 Dartmouth	L, 1-2	11/5 Syracuse	W, 5-2
11/21 Penn State	W, 4-1	11/12 Franklin & Marshall	W, 3-0
12/5 at Yale	W, 5-0	11/15 Haverford	L, 0-1
12/12 Pennsylvania	L, 1-7	11/19 Bucknell	W, 2-1

1926 (5-1-1)	21-12	11/22 Dartmouth	T, 0-0
10/9 Western Maryland	W, 7-2	11/27 Yale	L, 0-2
10/16 Swarthmore	W, 3-0		
10/23 Lafayette	W, 3-0		

2005 NAVY MEN'S SOCCER

1931 (4-3-1)	31-17	10/18 Duke	T, 0-0	11/9 Yale	W, 4-0	11/1 Princeton	T, 1-1
10/14 Franklin & Marshall	W, 5-3	10/21 Cornell	T, 0-0	11/16 at Swarthmore	W, 2-0	11/4 Lehigh	L, 0-2
10/17 Haverford	L, 1-2	10/28 at Yale	L, 1-3	11/23 at Army	L, 1-2	11/8 Brooklyn	W, 3-0
10/21 Western Maryland	W, 7-2	11/4 Penn State	L, 2-3	1947 (8-2-0)	17-7	11/14 Swarthmore	T, 2-2
10/31 Bucknell	W, 8-2	11/11 Dartmouth	W, 6-1	10/11 Lehigh	W, 1-0	11/22 at Army	L, 1-2
11/11 Lehigh	T, 2-2	11/23 Army	W, 2-1	10/15 Gettysburg	W, 3-0	1953 (3-5-1)	27-16
11/18 Syracuse	L, 2-3	1940 (4-3-1)	16-7	10/18 North Carolina	W, 2-1	9/26 at Yale	L, 1-2
11/21 Gettysburg	W, 7-0	10/9 Gettysburg	L, 1-2	10/22 Duke	W, 3-0	10/7 Gettysburg	W, 7-0
11/26 at Yale	L, 0-3	10/16 Virginia	W, 7-0	10/25 at Penn State	W, 2-1	10/10 Cornell	T, 0-0
1932 (6-0-1)	24-6	10/19 at Dartmouth	T, 0-0	10/29 Princeton	W, 1-0	10/17 at Princeton	L, 1-2
10/15 Haverford	W, 2-1	10/23 Lafayette	W, 3-1	11/1 Pennsylvania	L, 0-1	10/25 Pennsylvania	L, 2-3
10/19 Western Maryland	W, 4-1	10/30 Duke	W, 2-0	11/8 at Yale	W, 2-0	10/30 Maryland	L, 5-6
10/26 Lafayette	W, 5-1	11/2 Penn State	L, 1-2	11/15 Swarthmore	L, 2-4	11/3 Lehigh	W, 7-1
11/2 Syracuse	W, 1-0	11/8 Lehigh	W, 2-0	11/22 Army	W, 1-0	11/14 Swarthmore	W, 3-0
11/5 at Lehigh	T, 3-3	11/21 at Army	L, 0-2	1948 (9-1-1)	34-7	11/21 Army	L, 1-2
11/16 Gettysburg	W, 3-0	1941 (5-2-1)	28-15	10/2 Cornell	T, 2-2	1954 (4-3-3)	18-14
11/26 Bucknell	W, 6-0	10/4 Virginia	W, 12-2	10/6 North Carolina	W, 2-0	9/24 Brooklyn	W, 3-1
1933 (5-2-0)	22-11	10/10 Lafayette	W, 1-0	10/9 at Pennsylvania	L, 1-2	10/2 at Cornell	W, 4-1
10/14 Lehigh	W, 5-1	10/15 Gettysburg	W, 6-3	10/13 Gettysburg	W, 5-0	10/9 Yale	T, 0-0
10/21 Penn State	L, 1-3	10/25 Duke	W, 2-0	10/16 Penn State	W, 4-0	10/16 Princeton	L, 1-2
10/25 Western Maryland	W, 3-0	10/29 Maryland	T, 0-0	10/20 Delaware	W, 4-0	10/23 Swarthmore	W, 3-2
11/1 Syracuse	W, 6-3	11/1 at Penn State	L, 0-5	10/23 Brown	W, 3-0	10/29 Maryland	W, 3-1
11/8 Gettysburg	L, 1-3	11/15 Lehigh	W, 4-0	10/30 at Harvard	W, 2-0	11/3 Haverford	L, 1-2
11/11 at Haverford	W, 2-0	11/22 Army	L, 3-5	11/6 Yale	W, 4-2	11/6 at Penn State	L, 0-2
10/22 Bucknell	W, 4-1	1942 (6-2-0)	20-7	11/13 Swarthmore	W, 1-0	11/12 Pennsylvania	T, 2-2
1934 (2-4-0)	12-19	10/14 Gettysburg	W, 4-0	11/20 at Army	W, 2-1	11/20 at Army	T, 1-1
10/10 Western Maryland	W, 4-0	10/21 Delaware	W, 5-1	1949 (8-3-0)	20-11	1955 (7-3-1)	31-17
10/20 Gettysburg	W, 4-2	10/24 at Duke	W, 2-0	10/1 Gettysburg	W, 3-0	10/1 Brooklyn	W, 2-1
10/24 Lehigh	L, 1-2	11/4 Western Maryland	L, 1-2	10/8 at Brown	W, 1-0	10/8 at Yale	L, 2-3
11/3 Yale	L, 2-4	11/7 Penn State	L, 0-1	10/12 North Carolina	W, 3-0	10/15 Maryland	W, 4-1
11/10 Haverford	L, 0-4	11/14 Bucknell	W, 2-1	10/15 Pennsylvania	W, 4-1	10/21 North Carolina State	W, 5-0
11/17 at Penn State	L, 1-7	11/18 Johns Hopkins	W, 3-0	10/19 at Princeton	L, 0-3	10/26 Pittsburgh	W, 4-1
1935 (3-2-1)	10-9	11/26 at Army	W, 3-2	10/22 Penn State	L, 0-3	10/29 at Princeton	T, 0-0
10/5 Lehigh	W, 4-0	1943 (6-1-0)	31-5	10/26 Haverford	W, 2-1	11/2 Haverford	W, 4-2
10/12 at Yale	L, 1-4	10/13 Duke	W, 7-0	10/29 Harvard	L, 1-2	11/5 at Pennsylvania	L, 1-2
10/16 Haverford	W, 2-1	10/23 at Pennsylvania	W, 3-1	11/5 at Yale	W, 3-1	11/8 Penn State	L, 1-3
10/23 Lafayette	W, 1-0	10/24 Lehigh	W, 4-0	11/12 Swarthmore	W, 2-0	11/11 Swarthmore	W, 5-4
11/6 Gettysburg	T, 2-2	11/6 Penn State	T, 2-2	11/19 Army	W, 1-0	11/20 Army	W, 3-0
11/16 Penn State	L, 0-2	11/10 Swarthmore	W, 5-1	1950 (6-4-0)	25-16	1956 (10-2-0)	39-10
1936 (4-1-1)	10-7	11/20 Bucknell	W, 7-0	10/4 Gettysburg	W, 5-1	9/28 Brooklyn	W, 6-0
10/3 Haverford	T, 2-2	11/25 Army	W, 3-1	10/7 Yale	L, 2-3	10/6 Princeton	W, 2-0
10/10 Lafayette	W, 2-1	1944 (6-1-0)	30-5	10/18 Haverford	W, 4-2	10/13 Yale	L, 0-1
10/14 Gettysburg	W, 2-1	10/21 at Penn State	W, 2-1	10/21 Penn State	L, 0-1	10/20 at Virginia	W, 3-1
10/24 Yale	W, 1-0	10/28 Pennsylvania	W, 8-1	10/25 Delaware	W, 2-0	10/24 Pennsylvania	W, 4-3
11/7 at Lehigh	W, 3-0	11/4 Muhlenberg	W, 7-0	10/28 at Pennsylvania	W, 3-0	10/27 Pittsburgh	W, 5-1
11/21 Penn State	L, 0-3	11/8 Bainbridge NTC	L, 1-3	11/4 Princeton	W, 3-2	11/2 Slippery Rock	W, 6-0
1937 (4-2-0)	12-7	11/15 Bucknell	W, 6-0	11/8 Swarthmore	L, 1-2	11/7 Haverford	W, 5-0
10/9 Haverford	L, 0-2	11/18 Swarthmore	W, 5-0	11/11 at Dartmouth	W, 2-1	11/10 at Swarthmore	W, 2-1
10/23 at Yale	W, 2-0	11/25 at Army	W, 1-0	11/27 at Army	L, 3-4	11/16 Penn State	W, 2-1
10/30 Lafayette	W, 6-0	1945 (7-1-0)	40-7	1951 (5-3-2)	25-14	11/24 at Army	W, 4-1
11/3 Gettysburg	W, 2-1	10/6 Swarthmore	W, 5-0	9/29 at Yale	W, 2-1	11/27 Maryland (I)	L, 0-1
11/13 Penn State	L, 0-3	10/13 at Pennsylvania	W, 7-1	10/5 Western Maryland	W, 6-0	1957 (5-2-3)	21-8
11/24 Lehigh	W, 2-1	10/20 Muhlenberg	W, 6-1	10/13 at Princeton	L, 3-5	10/2 Brooklyn	W, 7-0
1938 (3-2-2)	9-6	10/27 Panzer	W, 3-0	10/20 Penn State	T, 2-2	10/12 at Yale	L, 0-2
10/12 Lafayette	W, 3-0	10/31 Coast Guard	W, 8-2	10/27 at Pennsylvania	L, 0-2	10/16 Maryland	T, 0-0
10/21 Yale	W, 3-2	11/3 Johns Hopkins	W, 7-1	10/31 Delaware	W, 3-1	10/23 Georgetown	W, 4-1
10/26 Lehigh	T, 1-1	11/7 Penn State	W, 4-1	11/6 Swarthmore	W, 2-0	10/26 at Pennsylvania	L, 0-1
11/5 at Penn State	L, 0-1	11/17 Penn State	W, 4-1	11/9 Lehigh	W, 6-0	11/2 at Penn State	T, 2-2
11/9 Gettysburg	W, 1-0	11/24 Army	L, 0-1	11/17 Univ. of Baltimore	T, 0-0	11/6 Haverford	W, 4-0
11/19 Cornell	T, 0-0	1946 (7-1-1)	32-8	11/24 Army	L, 1-3	11/9 Pittsburgh	W, 4-1
11/23 at Army	L, 1-2	10/16 Gettysburg	W, 6-0	1952 (3-4-3)	18-22	11/15 Swarthmore	T, 0-0
1939 (2-3-3)	12-10	10/19 Bucknell	W, 3-1	9/26 Yale	L, 2-6	11/23 Army	W, 3-1
10/11 Gettysburg	L, 1-2	10/26 Penn State	T, 1-1	10/4 at Cornell	L, 0-5	1958 (7-1-3)	35-12
10/13 Lehigh	T, 0-0	10/30 Haverford	W, 6-4	10/10 Haverford	W, 5-1	10/4 at Duke	W, 5-0
		11/2 Lehigh	W, 6-0	10/18 at Penn State	W, 3-2	10/15 at Maryland	T, 0-0
		11/6 Duke	W, 3-0	10/24 Pennsylvania	T, 1-1	10/18 Pittsburgh	W, 2-1

10/22 Georgetown	W, 10-1	11/30 West Chester (2)	W, 3-1	10/19 at Pennsylvania	W, 3-1	10/31 Maryland	L, 2-4
10/25 Pennsylvania	T, 2-2	12/5 Army (3)	W, 4-3	10/23 at Maryland	L, 1-2	11/3 Virginia	W, 3-1
10/29 Bucknell	W, 4-0	12/7 St. Louis (3)	L, 0-3	10/26 Penn State	W, 3-0	11/10 Swarthmore	W, 6-1
11/1 Penn State	W, 3-2	1964 (15-0-0)	48-11	11/2 at West Chester	W, 3-2	11/17 at Washington & Lee	W, 3-1
11/5 Gettysburg	W, 5-2	9/30 Brooklyn	W, 4-1	11/9 Swarthmore	W, 4-0	11/24 Army	W, 2-0
11/8 Haverford	T, 0-0	10/3 Haverford	W, 5-0	11/16 at Georgetown	W, 7-0	1974 (7-3-1)	30-11
11/14 Swarthmore	W, 4-2	10/10 at North Carolina	W, 7-2	11/23 at Army	T, 1-1	9/21 Lehigh	W, 5-1
11/22 at Army	L, 0-2	10/17 West Chester	W, 1-0	1969 (8-2-2)	36-6	9/28 Haverford	W, 4-0
1959 (8-3-0)	37-20	10/24 Penn State	W, 1-0	9/27 New York Univ.	W, 2-1	10/4 Virginia Tech	W, 5-0
10/30 Duke	W, 7-1	10/28 Gettysburg	W, 5-1	10/4 Catholic	W, 4-0	10/9 at George Washington	W, 2-0
10/14 Maryland	L, 1-5	10/31 Seton Hall	W, 5-0	10/11 West Virginia	W, 8-1	10/18 at Pennsylvania	W, 3-1
10/17 at Pittsburgh	W, 4-1	11/4 at Maryland	W, 1-0	10/18 Pennsylvania	L, 0-2	10/26 Penn State	L, 1-2
10/21 Virginia	W, 2-1	11/10 Duke	W, 5-0	10/22 Maryland	T, 1-1	10/30 at Maryland	T, 0-0
10/24 at Pennsylvania	W, 4-3	11/14 Swarthmore	W, 2-1	10/25 at Penn State	W, 5-0	11/2 at Virginia	W, 3-2
10/28 Bucknell	W, 5-0	11/21 at Army	W, 2-1	11/1 West Chester	W, 2-0	11/9 Washington & Lee	W, 4-0
10/31 at Penn State	L, 2-4	11/25 Fairleigh Dickinson (2)	W, 2-1	11/8 Swarthmore	W, 4-0	11/17 Clemson (9)	L, 2-3
11/4 Gettysburg	W, 5-1	11/28 Bridgeport (2)	W, 5-3	11/12 George Washington	W, 6-0	11/23 at Army	L, 1-2
11/7 Haverford	W, 5-2	12/3 St. Louis (4)	W, 2-1	11/15 Georgetown	W, 4-0	1975 (9-2-0)	29-11
11/13 Swarthmore	L, 0-1	12/5 Michigan State (4)	W, 1-0	11/16 South Florida (2)	L, 0-1	9/20 at Lehigh	W, 2-1
11/21 Army	W, 2-1	1965 (12-1-1)	71-15	11/22 Army	T, 0-0	9/27 Haverford	W, 4-1
1960 (7-2-2)	28-11	9/29 Brooklyn	W, 11-1	1970 (11-1-1)	29-9	10/3 Virginia Tech	W, 1-0
10/1 Haverford	W, 2-1	10/9 at West Chester	W, 3-2	9/26 Lehigh	W, 2-0	10/7 George Washington	W, 2-1
10/8 Bucknell	W, 4-1	10/16 Pennsylvania	W, 3-1	10/3 Adelphi	W, 4-2	10/18 Pennsylvania	L, 1-2
10/14 Air Force	W, 3-0	10/23 at Penn State	W, 4-0	10/7 at Georgetown	W, 4-0	10/24 at Penn State	L, 1-2
10/19 SUNY-Brockport	W, 4-1	10/27 Gettysburg	W, 11-0	10/10 George Washington	W, 5-0	10/29 Maryland	W, 2-1
10/22 Pennsylvania	T, 1-1	10/30 Merchant Marine Acad.	W, 7-0	10/17 at Pennsylvania	W, 1-0	11/1 Washington & Lee	W, 10-0
10/28 Penn State	L, 0-1	11/3 Duke	W, 8-0	10/24 Penn State	L, 1-2	11/8 at Swarthmore	W, 2-1
11/2 Gettysburg	W, 7-1	11/6 North Carolina	W, 2-1	10/28 at Maryland	W, 2-1	11/14 Virginia	W, 2-1
11/5 at Maryland	T, 1-1	11/10 Maryland	W, 4-2	10/31 West Chester	W, 4-1	11/22 Army	W, 2-1
11/9 West Chester	L, 0-2	11/13 Swarthmore	W, 5-0	11/7 at New York Univ.	T, 0-0	1976 (6-3-3)	25-11
11/12 Swarthmore	W, 4-1	11/20 Army	T, 2-2	11/14 Swarthmore	W, 4-1	9/18 Lehigh	W, 1-0
11/19 at Army	W, 2-1	11/23 West Chester (2)	W, 4-1	11/16 South Florida (2)*	W, 0-0	9/22 Swarthmore	W, 5-1
1961 (9-1-1)	40-11	11/27 Brown (2)	W, 6-2	11/21 at Army	W, 2-0	9/25 Haverford	L, 1-2
9/30 Haverford	W, 6-0	12/2 St. Louis (5)	L, 1-3	11/24 Howard (2)**	L, 0-2	10/1 Virginia Tech	W, 4-0
10/7 North Carolina	W, 5-1	1966 (10-1-2)	64-10	1971 (12-1-0)	37-8	10/9 at George Washington	W, 2-0
10/14 Drexel	W, 5-0	10/1 Coast Guard	W, 10-0	9/25 Lehigh	W, 1-0	10/15 at Pennsylvania	T, 1-1
10/21 West Chester	L, 0-5	10/8 North Carolina	W, 3-0	10/2 West Virginia	W, 1-0	10/19 at Maryland	L, 0-2
10/28 at Penn State	W, 3-1	10/12 at Maryland	W, 5-1	10/6 Georgetown	W, 8-1	10/22 Penn State	W, 1-0
11/1 Gettysburg	W, 9-1	10/15 at Pennsylvania	W, 2-1	10/9 Catholic	W, 9-0	10/30 Washington & Lee	W, 6-0
11/4 Duke	W, 3-1	10/19 Gettysburg	W, 7-1	10/16 Pennsylvania	W, 2-1	11/6 Madison College	T, 2-2
11/8 Maryland	T, 2-2	10/22 West Chester	W, 3-1	10/23 at Penn State	L, 1-2	11/13 at Virginia	L, 1-2
11/11 Swarthmore	W, 3-0	10/26 Penn State	W, 3-0	10/27 Maryland	W, 3-2	11/20 at Army	T, 1-1
11/18 at Bucknell	W, 1-0	10/29 at Duke	W, 8-0	10/30 Washington & Lee	W, 4-0	1977 (7-5-1)	22-20
11/25 Army	W, 3-0	11/4 Merchant Marine Acad.	W, 14-1	11/6 Virginia	W, 1-0	9/17 at Lehigh	W, 2-1
1962 (10-1-0)	46-8	11/12 Swarthmore	T, 1-1	11/13 at Swarthmore	W, 2-0	9/21 Swarthmore	L, 2-3
9/28 Virginia	W, 4-1	11/19 at Army	T, 1-1	11/20 Army	W, 2-1	9/24 William & Mary	W, 4-2
10/6 North Carolina	W, 4-0	11/22 Saint Joseph's (2)	W, 6-0	11/23 South Florida (2)	W, 3-1	9/28 Duke	W, 3-2
10/13 at Drexel	W, 4-2	11/26 Army (6)	L, 1-3	11/30 Howard (2)**	L, 0-3	10/1 Virginia Tech	W, 1-0
10/20 West Chester	W, 2-1	1967 (11-2-0)	52-10	1972 (5-5-1)	24-18	10/8 George Washington	L, 1-2
10/27 Penn State	W, 3-0	10/7 Merchant Marine Acad.	W, 3-0	9/30 Brooklyn	W, 2-1	10/11 Maryland	L, 1-2
10/31 Gettysburg	W, 9-1	10/14 New York Univ.	W, 3-0	10/7 George Washington	W, 6-0	10/16 Pennsylvania	W, 2-0
11/3 at Duke	W, 4-1	10/18 Gettysburg	W, 17-0	10/14 at Air Force	L, 0-3	10/20 at Penn State	L, 0-5
11/10 Swarthmore	W, 8-0	10/21 Pennsylvania	L, 1-2	10/20 at Pennsylvania	L, 1-4	10/26 at Washington & Lee	W, 4-1
11/14 at Maryland	L, 1-2	10/25 at Penn State	W, 1-0	10/28 Penn State	L, 0-2	11/5 Madison College	T, 0-0
11/17 Bucknell	W, 6-0	10/28 West Chester	W, 4-0	11/1 at Maryland	L, 0-2	11/12 Virginia	W, 1-0
11/24 at Army	W, 1-0	11/4 Maryland	W, 2-1	11/4 Washington & Lee	W, 3-1	11/19 Army	L, 1-2
1963 (12-1-0)	44-13	11/11 at Swarthmore	W, 3-0	11/8 at Catholic	W, 5-0	1978 (5-4-3)	18-12
9/27 Virginia	W, 6-0	11/17 Georgetown	W, 7-2	11/11 Swarthmore	W, 4-1	9/16 Howard	T, 1-1
10/5 North Carolina	W, 6-0	11/21 West Chester (2)	W, 5-0	11/18 Virginia (8)	L, 1-2	9/20 Swarthmore	W, 4-0
10/12 West Chester	W, 1-0	11/25 Army	W, 4-3	11/25 at Army	T, 2-2	9/23 Va. Military	W, 4-0
10/18 Air Force	W, 2-0	11/28 Buffalo State (7)	W, 2-1	1973 (7-3-1)	30-18	9/26 William & Mary	W, 1-0
10/26 at Penn State	W, 4-0	11/30 St. Louis (5)	L, 0-1	9/29 Brooklyn	W, 4-0	9/30 at Maryland	T, 1-1
10/30 Gettysburg	W, 3-0	1968 (8-2-1)	42-7	10/6 George Washington	W, 2-1	10/7 at George Washington	T, 1-1
11/9 Bucknell	W, 4-2	9/28 New York Univ.	L, 0-1	10/13 Air Force	T, 1-1	10/11 Catholic	W, 3-2
11/13 Maryland	W, 2-1	10/5 Fordham	W, 11-0	10/17 William & Mary	W, 5-1	10/20 at Pennsylvania	L, 1-2
11/16 at Swarthmore	W, 4-2	10/9 Univ. of Baltimore	W, 2-0	10/20 Pennsylvania	L, 1-4	11/1 at Washington College	W, 1-0
11/26 Howard (2)	W, 5-1	10/16 Gettysburg	W, 7-0	10/26 at Penn State	L, 1-4	11/4 at Duke	L, 1-2

2005 NAVY MEN'S SOCCER

11/11 at Madison College	L, 0-2	10/9 Fairleigh Dickinson (13)	W, 2-0	10/5 George Mason	T, 1-1	9/12 at UMBC	L, 1-2
11/25 at Army	L, 0-1	10/17 George Mason	L, 0-1	10/12 Richmond	W, 2-1	9/15 at James Madison	L, 0-4
1979 (11-2-4)	25-12	10/19 Univ. of Baltimore	W, 1-0	10/17 West Chester	W, 3-1	9/19 at Howard	L, 0-1
9/2 Hampden-Sydney	W, 4-1	10/22 at Penn State	L, 1-4	10/19 Saint Joseph s	W, 3-2	9/22 at UNC-Wilmington	W, 3-2
9/3 at American	W, 1-0	10/27 at Catholic	T, 2-2	10/22 at Catholic	W, 1-0	9/23 at East Carolina	W, 2-0
9/14 Howard	L, 0-3	10/30 at UMBC	W, 1-0	10/25 UMBC	W, 1-0	9/29 at South Florida (17)	L, 0-2
9/19 Swarthmore	T, 1-1	11/5 at Army	L, 1-2	10/31 Florida Int I	W, 1-0	9/30 Central Florida (17)	W, 3-1
9/22 Maryland	W, 1-0	1983 (7-8-2)	23-27	11/1 at Notre Dame	L, 1-2	10/5 Richmond	L, 0-4
9/26 Washington College	T, 2-2	9/1 St. John s	W, 4-0	11/3 American	T, 1-1	10/7 West Virginia	W, 1-0
10/3 James Madison	W, 1-0	9/5 Penn State	W, 3-2	11/8 at Army	W, 1-0	10/10 George Mason	L, 0-1
10/6 George Washington	W, 2-1	9/10 at North Carolina	L, 2-3	1987 (9-9-1)	29-17	10/12 West Chester	W, 3-1
10/12 at Va. Military	W, 3-0	9/11 at North Carolina State	L, 0-1	9/1 Penn State	L, 2-3	10/17 American	T, 2-2
10/13 at Washington & Lee	W, 2-0	9/14 at Towson State	L, 0-1	9/6 at St. John s	T, 1-1	10/19 at College of Charleston	T, 2-2
10/19 Pennsylvania	T, 1-1	9/17 at Villanova	W, 1-0	9/9 Catholic	W, 6-0	10/22 at Liberty	L, 1-2
10/26 Penn State	L, 0-1	9/23 James Madison	T, 0-0	9/12 William & Mary	L, 0-2	10/26 at Army	W, 2-0
10/31 at Catholic	W, 1-0	9/27 at Richmond	W, 3-2	9/16 at George Washington	W, 2-0	11/1 William & Mary (18)	W, 3-2
11/3 Duke	T, 1-1	10/1 George Washington	T, 1-1	9/20 James Madison	L, 1-2	11/2 George Mason (18)	L, 0-3
11/9 Army	W, 2-0	10/5 at American	L, 0-3	9/23 Maryland	L, 0-1	1991 (12-7-0)	38-24
11/17 James Madison (10)	W, 1-0	10/8 Air Force	L, 1-4	9/26 UNC-Wilmington	W, 1-0	9/7 at Lafayette	W, 2-1
11/18 Loyola (Md.) (10)	W, 2-1	10/16 at George Mason	L, 1-4	9/27 East Carolina	W, 6-2	9/11 UMBC	W, 1-0
1980 (10-7-1)	27-13	10/19 Maryland	L, 2-4	10/3 at Yale	W, 2-0	9/14 Shippensburg (19)	W, 5-1
9/7 Hampden-Sydney	W, 5-0	10/23 Howard	L, 0-2	10/4 at Hartford	W, 1-0	9/15 Mt. St. Marys (19)	W, 2-1
9/12 at Howard	W, 2-1	10/26 Catholic	W, 1-0	10/10 at Richmond	L, 0-1	9/18 Howard	W, 2-1
9/20 at Maryland	L, 1-2	10/29 UMBC	W, 3-0	10/14 at George Mason	L, 0-1	9/21 at Lehigh	L, 1-2
9/23 Swarthmore	W, 5-0	11/4 Army	W, 1-0	10/18 at Saint Joseph s	W, 1-0	9/24 Liberty	W, 4-2
9/27 North Carolina St. (11)	L, 0-1	1984 (9-4-3)	34-15	10/23 Boca Raton	L, 1-2	9/27 at UNC-Charlotte (20)	L, 1-2
9/28 Rutgers (11)	L, 1-2	9/1 at Penn State	L, 2-6	10/25 UMBC	W, 2-0	9/29 UNC-Greensboro (20)	L, 1-3
10/1 Washington College	W, 3-1	9/8 St. John s	W, 4-0	10/28 at American	L, 0-1	10/5 Holy Cross	W, 3-0
10/4 at George Washington	T, 0-0	9/12 Villanova	W, 2-0	10/31 at West Chester	W, 3-0	10/6 at West Virginia	L, 0-2
10/8 American	W, 1-0	9/15 North Carolina State	T, 2-2	11/6 Army	L, 0-1	10/13 Fordham	W, 2-0
10/12 James Madison	W, 2-0	9/21 at James Madison	W, 1-0	1988 (8-4-4)	26-16	10/15 at West Chester	W, 4-2
10/18 at Pennsylvania	L, 0-1	9/26 Richmond	W, 2-0	9/11 at William & Mary	T, 1-1	10/19 Colgate	W, 3-1
10/21 Old Dominion	W, 2-0	9/29 at William & Mary	L, 2-3	9/14 George Washington	W, 1-0	10/25 Army	W, 3-1
10/24 Penn State	L, 0-1	10/6 at Air Force	L, 0-1	9/18 at James Madison	L, 0-3	10/30 at George Mason	L, 0-1
10/29 Catholic	L, 0-2	10/10 at Maryland	W, 1-0	9/24 at UNC-Wilmington	W, 2-1	11/2 Bucknell	W, 3-0
10/31 Rhode Island	W, 1-0	10/14 George Mason	T, 0-0	9/25 at East Carolina	W, 8-0	11/4 George Washington	L, 0-2
11/4 Washington & Lee	L, 0-1	10/21 East Carolina	W, 7-0	10/1 Yale	W, 1-0	11/9 Army (21)	L, 1-2
11/7 at Army	W, 3-1	10/24 at Catholic	W, 3-0	10/6 at UMBC	T, 1-1	1992 (10-6-3)	34-24
11/22 George Mason (10)	W, 1-0	10/27 at UMBC	W, 2-0	10/8 Richmond	W, 2-1	9/5 Buffalo	W, 5-1
1981 (7-8-2)	22-20	10/29 UNC-Wilmington	W, 5-1	10/12 George Mason	W, 1-0	9/6 Northeastern	W, 2-1
9/2 St. John s	W, 2-1	11/3 American	T, 1-1	10/15 West Chester	T, 0-0	9/9 Temple	W, 3-1
9/5 Old Dominion	L, 0-1	11/9 at Army	L, 0-1	10/22 UCLA (14)	L, 0-2	9/12 at Colgate	L, 1-3
9/10 Howard	L, 0-1	1985 (7-7-1)	25-17	10/23 San Diego State (14)	L, 0-2	9/18 UNC-Greensboro	L, 2-4
9/20 Maryland	T, 1-1	9/1 Penn State	L, 0-1	10/26 American	W, 3-1	9/20 North Carolina	L, 0-2
9/23 at Swarthmore	L, 0-2	9/6 St. John s	W, 3-0	10/30 Mt. St. Marys	W, 4-1	9/23 Lehigh	W, 3-0
9/25 Campbell (12)	L, 0-3	9/14 William & Mary	T, 1-1	11/10 at Army	T, 2-2	9/25 at Howard	W, 1-0
9/26 Radford (12)	W, 2-1	9/20 James Madison	L, 0-2	11/13 Phil. Textile (2)	L, 0-1	9/27 Lafayette	L, 0-1
9/29 Evansville	W, 2-0	9/25 Maryland	L, 3-4	1989 (6-4-5)	27-13	10/3 at Holy Cross	W, 3-0
10/3 George Washington	L, 0-1	9/28 UNC-Wilmington	W, 1-0	9/2 Liberty	W, 4-0	10/7 at UMBC	W, 1-0
10/7 at American	T, 1-1	9/29 East Carolina	W, 3-0	9/6 UMBC	W, 2-0	10/10 Fordham	W, 3-0
10/11 James Madison	W, 2-0	10/5 at George Mason	L, 1-2	9/8 Hartwick (15)	T, 0-0	10/12 West Chester	W, 2-1
10/18 San Francisco	L, 2-4	10/13 at Richmond	W, 3-1	9/9 Oneonta State (15)	W, 3-1	10/14 Richmond	W, 2-1
10/20 at Towson State	W, 4-1	10/20 at Connecticut	L, 0-2	9/13 Seattle Pacific	W, 2-1	10/17 West Virginia	T, 2-2
10/23 Penn State	L, 0-1	10/23 Catholic	W, 5-1	9/23 UNC-Wilmington	T, 0-0	10/23 at Army	L, 0-2
10/28 Catholic	W, 3-0	10/27 UMBC	W, 2-0	9/24 East Carolina	W, 9-0	10/31 at Bucknell	T, 2-2
10/31 UMBC	W, 3-1	10/30 at George Washington	L, 1-2	10/6 at Richmond	L, 0-1	11/3 at George Washington	L, 1-3
1/6 Army	L, 0-1	11/2 at American	L, 0-1	10/11 at George Mason	L, 0-2	11/7 at Army (22)***	T, 1-1
1982 (8-6-3)	22-21	11/8 Army	W, 2-0	10/14 at West Chester	W, 2-0	1993 (5-10-3)	19-26
9/2 West Chester	W, 2-1	1986 (10-6-3)	28-18	10/18 at American	T, 0-0	9/4 Air Force (23)	T, 1-1
9/6 St. John s	L, 2-3	9/1 at Penn State	T, 1-1	10/21 at College of Charleston	L, 1-3	9/5 at New Hampshire	L, 0-2
9/11 at Howard	L, 0-1	9/5 St. John s	W, 4-0	10/28 Army	T, 2-2	9/8 at Temple	L, 3-4
9/15 Towson State	W, 4-0	9/14 at William & Mary	L, 1-2	11/1 George Washington	L, 1-2	9/11 Colgate	L, 0-1
9/18 at Maryland	L, 0-5	9/17 George Washington	L, 1-2	11/4 William & Mary	T, 1-1	9/14 West Chester	T, 0-0
9/22 Swarthmore	W, 3-1	9/21 at James Madison	L, 1-2	1990 (9-10-2)	30-37	9/17 at UNLV (24)	L, 1-3
9/24 at James Madison	W, 2-1	9/24 at Maryland	L, 0-2	8/30 Boca Raton	L, 1-2	9/19 San Diego State (24)	L, 0-2
10/2 at George Washington	T, 0-0	9/27 at UNC-Wilmington	W, 1-0	9/4 William & Mary	L, 0-2	9/22 at Lehigh	W, 1-0
10/5 American	W, 1-0	9/28 at East Carolina	W, 4-0	9/8 at Hartford	W, 3-2	9/24 Howard	L, 2-3
10/8 at Old Dominion (13)*	T, 0-0	10/1 Chapman College	L, 0-1	9/9 Vermont (16)	W, 3-2	9/26 at Lafayette	L, 1-2
						10/2 Holy Cross	L, 0-1

10/6 UMBC L, 1-2
 10/9 at Fordham W, 2-0
 10/12 Old Dominion T, 1-1
 10/17 at West Virginia L, 0-2
 10/22 Army W, 1-0
 10/27 at Liberty W, 3-2
 10/31 Bucknell W, 2-0

1994 (9-5-1) 35-18

9/3 The Citadel (25) W, 4-0
 9/4 Monmouth (25) W, 4-0
 9/10 at Colgate L, 0-2
 9/16 Va. Military (26) W, 4-1
 9/17 Buffalo (26) W, 5-1
 9/21 at Howard L, 0-1
 9/25 Lafayette L, 1-2
 10/1 at Holy Cross T, 2-2
 10/5 at UMBC W, 4-2
 10/9 Fordham W, 4-2
 10/12 at Old Dominion L, 0-1
 10/16 Phil. Textile W, 1-0
 10/21 at Army L, 1-2
 10/28 Lehigh W, 2-1
 10/30 at Bucknell W, 3-1

1995 (11-7-0) 39-22

9/2 Old Dominion L, 1-3
 9/3 St. Francis (NY) W, 1-0
 9/9 Colgate L, 0-1
 9/15 Va. Commonwealth W, 3-0
 9/16 Northeastern W, 2-1
 9/20 at Howard W, 3-0
 9/24 at Lafayette W, 2-1
 9/30 Holy Cross L, 0-1
 10/4 UMBC W, 2-0
 10/7 La Salle L, 1-2
 10/11 at Virginia L, 5-7
 10/15 at Phil. Textile L, 0-1
 10/20 Army W, 5-2
 10/24 at UMES W, 7-0
 10/27 at Lehigh W, 1-0
 10/29 Bucknell W, 2-0
 11/4 at Holy Cross (27) W, 2-0
 11/5 Lafayette (27) L, 2-3

1996 (10-9-1) 28-27

8/31 Villanova T, 0-0
 9/1 Mercer W, 1-0
 9/7 at Colgate L, 1-2
 9/14 at San Francisco L, 0-1
 9/15 at Santa Clara L, 1-3
 9/18 Howard W, 2-1
 9/22 William & Mary L, 1-2
 9/27 at Old Dominion (13) W, 4-3
 9/29 Radford (13) L, 1-3
 10/2 at UMBC W, 1-0
 10/5 at Holy Cross L, 0-3
 10/6 Lafayette W, 1-0
 10/9 at La Salle L, 1-2
 10/13 Phil. Textile W, 2-0
 10/22 UMES W, 5-0
 10/25 at Army W, 1-0
 11/1 Lehigh L, 0-2
 11/3 at Bucknell W, 3-1
 11/9 at Colgate (28) W, 2-1
 11/10 Army (28) L, 1-4

1997 (6-11-0) 25-31

8/30 St. Francis (NY) W, 1-0
 8/31 Marshall W, 2-0
 9/5 at Vanderbilt L, 0-2
 9/7 at Evansville L, 0-1

9/10 Delaware W, 2-1
 9/13 at Colgate L, 1-2
 9/17 at Howard L, 1-2
 9/20 at William & Mary L, 0-2
 9/27 at Lafayette W, 2-0
 10/1 UMBC W, 2-1
 10/5 Holy Cross W, 2-1
 10/8 at Phil. Textile W, 3-2
 10/18 at South Carolina L, 2-3
 10/19 at College of Charleston L, 1-6
 10/24 Army W, 4-3
 10/31 at Lehigh L, 1-2
 11/2 Bucknell L, 0-2
 11/8 Colgate (28)**** T, 1-1

1998 (7-10-1) 28-38

9/5 Robert Morris (26) W, 3-1
 9/7 Oneonta State (26) T, 1-1
 9/9 Colgate T, 2-2
 9/12 Furman (29) L, 0-1
 9.13 at C. of Charleston (29)W, 4-2
 9/16 Howard L, 2-4
 9/18 at Monmouth W, 1-0
 9/25 Brown (30) L, 2-4
 9/27 Akron (30) L, 0-2
 9/29 at UMBC L, 2-5
 10/3 at Holy Cross L, 0-1
 10/10 Lafayette L, 1-2
 10/18 Mt. St. Marys W, 1-0
 10/23 at Army L, 3-4
 10/27 at Delaware W, 2-1
 10/30 Lehigh L, 0-2
 11/1 Bucknell W, 2-0
 11/14 at Florida Int l L, 2-6

1999 (11-5-2) 30-26

9/1 at Radford T, 3-3
 9/3 at Va. Commonwealth T, 0-0
 9/5 St. Bonaventure W, 3-2
 9/11 at Colgate W, 3-1
 9/14 Long Island L, 1-3
 9/17 at Kentucky (31) L, 1-2
 9/19 Dayton L, 0-6
 9/24 La Salle (32) W, 3-1
 9/26 Maine (32) W, 2-1
 10/2 Holy Cross L, 0-1
 10/5 Delaware W, 2-0
 10/9 at Lafayette W, 3-2
 10/13 at Howard W, 1-0
 10/22 Army W, 3-2
 10/29 at Lehigh W, 1-0
 10/31 Bucknell W, 1-0
 11/6 Colgate (27) W, 3-1
 11/17 Lafayette (27) L, 0-1

2000 (9-6-1) 29-14

9/1 Long Island W, 5-0
 9/3 Davidson T, 3-3
 9/6 Colgate W, 2-1
 9/9 Howard (33) W, 3-0
 9/10 Mt. St. Marys (33) W, 5-0
 9/15 Birm. Southern (34) W, 1-0
 9/17 at Georgia State (34) W, 1-0
 9/22 Wofford W, 3-0
 9/24 Duquesne W, 3-0
 9/30 at Holy Cross W, 1-0
 10/7 Lafayette L, 0-1
 10/10 at Delaware L, 0-1
 10/14 at Georgetown L, 0-2
 10/20 at Army L, 0-2
 10/27 Lehigh L, 1-2
 10/29 at Bucknell L, 1-2

2001 (11-3-3) 19-10

8/31 La Salle W, 1-0
 9/2 Elon W, 1-0
 9/7 Mt. St. Marys (33) T, 1-1
 9/9 at Towson (33) W, 1-0
 9/21 Fordham (32) W, 4-2
 9/23 Hartwick (32) W, 1-0
 9/26 American L, 0-1
 9/29 Holy Cross T, 0-0
 10/6 at Lafayette W, 1-0
 10/10 Delaware W, 2-1
 10/13 at Colgate W, 3-1
 10/19 Army T, 0-0
 10/23 Georgetown W, 1-0
 10/27 at Lehigh L, 0-2
 11/4 Bucknell W, 2-1
 11/9 William & Mary (8) W, 1-0
 11/16 at Holy Cross (27) L, 0-1

2002 (5-10-3) 16-29

8/30 Manhattan (26) W, 3-0
 9/1 Massachusetts (26) W, 3-2
 9/6 Towson (35) L, 0-1
 9/8 at UMBC W, 3-1
 9/10 at Georgetown L, 0-2
 9/13 at Birm. Southern (36) W, 2-1
 9/15 Ala.-Birmingham (36) L, 0-1
 9/20 Appalachian State T, 0-0
 9/22 Liberty L, 0-1
 9/25 at American L, 0-3
 9/28 at Holy Cross L, 0-2
 10/1 at Delaware L, 1-2
 10/6 Lafayette T, 2-2
 10/8 at North Carolina L, 1-6
 10/12 Colgate W, 1-0
 10/18 at Army T, 0-0
 10/25 Lehigh L, 0-3
 11/3 at Bucknell L, 0-2

2003 (5-10-1) 9-20

9/1 Birm. Southern L, 0-1
 9/5 vs. Loyola (Md.) (33) L, 1-2
 9/7 at Towson (33) W, 1-0
 9/12 vs. Hartford (37) L, 0-1
 9/14 at Massachusetts L, 1-2
 9/19 vs. Columbia (32) L, 1-2
 9/21 Buffalo W, 1-0
 9/30 American W, 1-0
 10/4 Holy Cross W, 2-1
 10/11 at Colgate L, 0-1
 10/15 Delaware T, 0-0
 10/18 at Lafayette L, 0-2
 10/24 Army W, 1-0
 10/28 Georgetown L, 0-3
 11/1 Bucknell L, 0-2
 11/8 at Lehigh L, 1-3

2004 (3-10-4) 12-19

9/1 Mt. St. Marys T, 0-0
 9/4 at UC-Irvine (38) W, 3-0
 9/6 vs. UNLV (38) L, 0-1
 9/10 at Old Dominion (13) L, 1-5
 9/12 vs. William & Mary L, 0-1
 9/18 La Salle T, 0-0
 9/21 at Delaware L, 0-1
 9/25 Philadelphia Univ. W, 3-0
 9/29 at American L, 0-1
 10/2 at Holy Cross L, 0-1
 10/9 Colgate W, 2-1
 10/13 UMBC T, 2-2
 10/17 Lafayette L, 0-1
 10/23 at Army T, 0-0

10/26 at Georgetown L, 1-2
 10/30 at Bucknell L, 0-1
 11/5 Lehigh L, 0-2

- (1) ISFAN Championship (Baltimore, Md.)
- (2) NCAA Championship (Annapolis, Md.)
- (3) NCAA Championship (Brunswick, N.J.)
- (4) NCAA Championship (Providence, R.I.)
- (5) NCAA Championship (St. Louis, Mo.)
- (6) NCAA Championship (Philadelphia, Pa.)
- (7) NCAA Championship (Buffalo, N.Y.)
- (8) Richmond, Va.
- (9) NCAA Championship (Clemson, S.C.)
- (10) ECAC Championship (Annapolis, Md.)
- (11) Baltimore, Md.
- (12) George Mason Tournament (Fairfax, Va.)
- (13) Old Dominion Tournament (Norfolk, Va.)
- (14) UCLA Tournament (Los Angeles, Calif.)
- (15) Subaru Classic (Oneonta, N.Y.)
- (16) Hartford, Conn.
- (17) USF Classic (Tampa, Fla.)
- (18) CAA Tournament (Richmond, Va.)
- (19) Blue Ridge Invite (Emmitsburg, Md.)
- (20) Mitre Tournament (Charlotte, N.C.)
- (21) Patriot League Tournament (Annapolis, Md.)
- (22) Patriot League Tournament (West Point, N.Y.)
- (23) UNH Jamboree (Durham, N.H.)
- (24) UNLV Tournament (Las Vegas, Nev.)
- (25) Navy Jamboree (Annapolis, Md.)
- (26) Navy Classic (Annapolis, Md.)
- (27) Patriot League Tournament (Worcester, Mass.)
- (28) Patriot League Tournament (Hamilton, N.Y.)
- (29) Coll. of Charleston Tournament (Charleston, S.C.)
- (30) FIU Umbr o Classic (Miami, Fla.)
- (31) Kentucky Soccer Classic (Lexington, Ky.)
- (32) Army Classic (West Point, N.Y.)
- (33) Towson Tournament (Towson, Md.)
- (34) Georgia State Tournament (Atlanta, Ga.)
- (35) UMBC Tournament (Baltimore, Md.)
- (36) BSC Classic (Birmingham, Ala.)
- (37) UMass Adidas Classic (Amherst, Mass.)
- (38) UC Irvine College Cup (Irvine, Calif.)

* Navy won on penalty kicks.
 ** Howard's NCAA appearances later forfeited.
 *** Army won on penalty kicks.
 **** Colgate won on penalty kicks.

BEAT ARMY!

At the Naval Academy, beating Army is important. Plebes yell "Beat Army!" in Bancroft Hall, "Beat Army" is on every weight in the Naval Academy weight room and alums and fans alike scream "Beat Army!" at the end of Blue & Gold, the Naval Academy alma mater.

Navy has dominated Army over the last 30-plus years, posting a winning record against the Black Knights 31 of the last 34 years and winning the N-star series nine-consecutive years.

Over the past eight years the Midshipmen have won 67 percent of all athletic contests played against West Point, including an astounding 70 percent of all N-Star contests.

2004-05 Record Against Army	14-16-1 (.468)
2004-05 N-Star Record Against Army	12-9-1 (.568)
Eight-Year Record Against Army	166-80-5 (.671)
Eight-Year N-Star Record Against Army.	120-49-5 (.704)

Taj Mathews closed out his career against his arch rival by scoring a career-high 26 points and leading Navy to an 84-69 Star Game victory over Army, Navy's 12th in the last 13 played. Mathews broke the Navy record for most three-pointers made (6) and attempted (14) in an Army-Navy contest.



Navy defeated Army in the outdoor season in dramatic fashion with the meet decided by the final event of the day. The 4x400-meter relay team defeated the Black Knights by four seconds and anchorman, plebe William Ricks, captivated the audience with a salute as he ran through the finish line.



Aubra Thomas has yet to lose an individual or relay race against Army, putting together a two-year 6-0 individual mark to go along with a 2-0 relay record. Thomas claimed wins last season in the 100 and 200-yard breaststroke events, along with the 200-yard individual medley. The victory over Army extended Navy's win streak to 16 straight over the Black Knights.





Led by the senior class, the Navy rifle team captured its 12th-consecutive N-Star against Army. Matt Albright, the recipient of Navy's 2005 Sword for Men, was the Mids' highest scorer in both the smallbore (587) and air rifle (586).

MIDSHIPMEN IN THE COMMUNITY

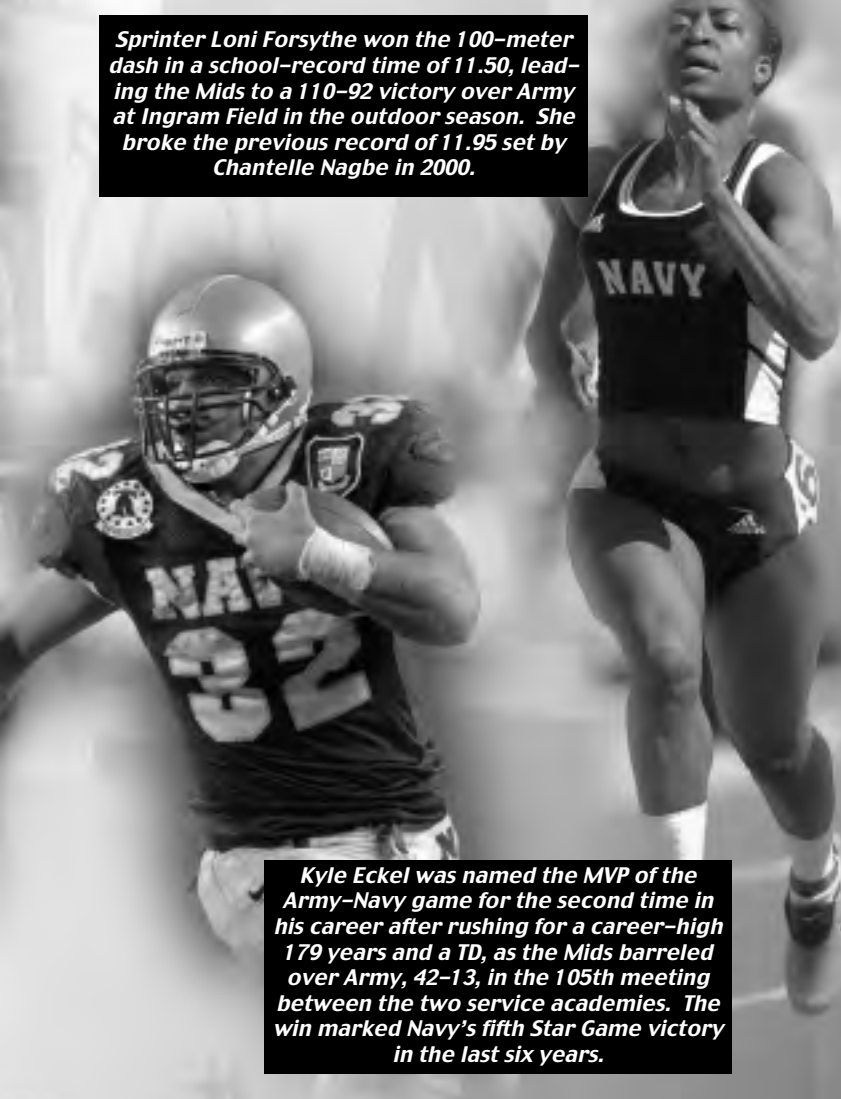
One of the challenges we continue to face is helping our children understand the importance of education and helping them realize that lofty goals are attainable. With an increasing number of collegiate athletes dropping out of school early to pursue lucrative contracts in the professional arena, we are left with the question "who are our children's role models?"

At the United States Naval Academy, the Midshipmen have to balance the rigorous requirements of education, athletics and basic military training. With Navy athletes competing at the Division I level, the demands of their sports heighten the importance of maintaining solid grades. Navy is one of the few Division I schools in which all athletes must meet stringent academic expectations. This is what makes our Midshipmen such tremendous role models, successfully maintaining that balance between athletics and academics at a highly competitive level.

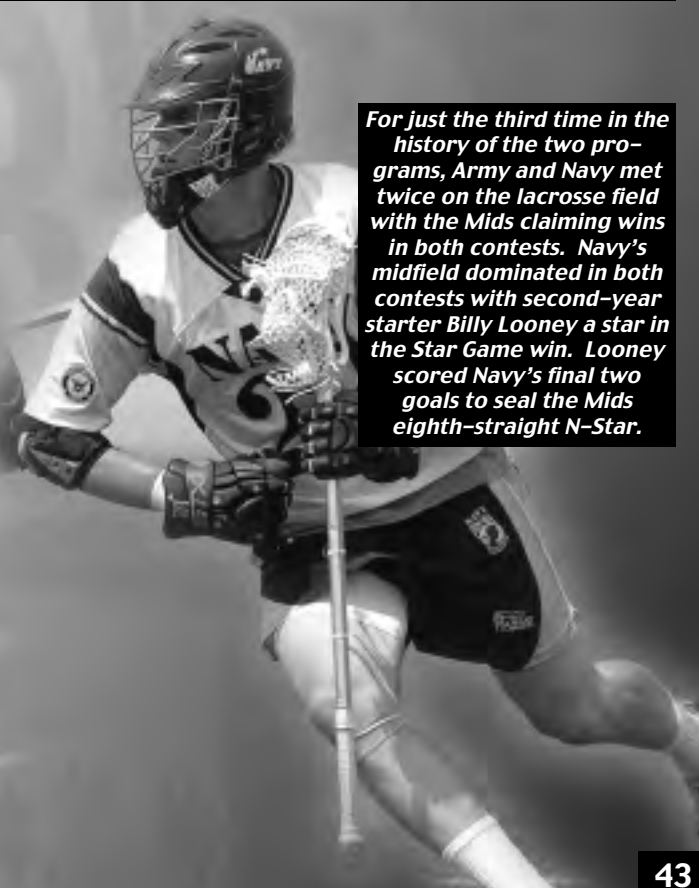
The Naval Academy Athletic Association works with local schools to expose youth to the Midshipmen, with the hope of providing a lasting impression. Typically, in assembly style, the Midshipmen speak to the students about life at the Academy, the experiences of competing in Division I athletics and what they've learned while at Navy, in addition to answering the multitude of questions that the students have.



Sprinter Loni Forsythe won the 100-meter dash in a school-record time of 11.50, leading the Mids to a 110-92 victory over Army at Ingram Field in the outdoor season. She broke the previous record of 11.95 set by Chantelle Nagbe in 2000.



Kyle Eckel was named the MVP of the Army-Navy game for the second time in his career after rushing for a career-high 179 yards and a TD, as the Mids barreled over Army, 42-13, in the 105th meeting between the two service academies. The win marked Navy's fifth Star Game victory in the last six years.



For just the third time in the history of the two programs, Army and Navy met twice on the lacrosse field with the Mids claiming wins in both contests. Navy's midfield dominated in both contests with second-year starter Billy Looney a star in the Star Game win. Looney scored Navy's final two goals to seal the Mids eighth-straight N-Star.



ENHANCING OUR GROWTH



men's and women's varsity soccer teams.

"With my experience and the facilities that I've seen, this facility has to rank as one of the best in the country, if not the best," said former Navy men's head coach Greg Myers, who retired in the spring of 2004. "I have had a number of referees and coaches that have seen our facility and have said the same thing, that this is probably the finest in the country. For us to have an exclusive field and facilities that are ours year round, it is probably the best in the country."

"Once you have one of the best facilities in the country, you can attract better recruits and better opponents and that is what we are aiming for," Navy women's head coach Carin Gabarra said. "We want to be able to play in the best facility possible and now we get to train in this nice facility day-in-and-day-out. It will attract bigger and better recruits and help improve our program now and in the long run. It is gorgeous. Our goal was to have a flat field with bermuda grass and we now have one of the best soccer fields in the country. That was our biggest goal. Then we got the building, too and it has everything you could ever want in it."

The facility is named after Navy's legendary men's coach Glenn Warner, who guided the Midshipmen to nine NCAA Tournament appearances, four Final Four appearances, one national championship, 28 winning seasons and a record of 243-65-31 during his 30-year tenure. In a stretch from 1962-67, Warner's teams put together a string of 48 regular-season victories without a defeat (70-6-3) and qualified for five-straight NCAA Tournaments. Warner, who produced 26 All-Americans, was recently inducted into the Soccer Hall of Fame and is a recipient of soccer's top award, The Honor Award.

The cornerstone of the project is the Anders Hall of Honor, made possible by Maj. General William A. Anders, USAFR, and family, in appreciation of Warner and to recognize the leadership, character and commitment of former Naval Academy soccer players.

On Nov. 9, 2001, the United States Naval Academy dedicated the new Glenn Warner Soccer Facility prior to the Navy men's soccer game against Bucknell.

The \$4.5 million Glenn Warner Soccer Facility is a prime example of one of the Naval Academy's latest accomplishments, while raising the bar of excellence.

One of the finest college soccer facilities in the nation, the Glenn Warner Soccer Facility was financed entirely by private contributions, designed by the architectural firm of Cochran, Stephenson & Donkervoet and constructed by Whiting-Turner, Inc. The 16,300-square-foot facility houses the Naval Academy's



The Anders Hall of Honor features 13 trophy cases and display areas of cherry cabinetry that depict Navy's storied soccer history and tradition. From former Navy soccer players who achieved excellence in military service and leadership, to past Navy All-Americans and team captains, the "Hall of Honor" pays tribute to former Midshipmen and their military, civilian and athletic accomplishments. Designed by Murphy & Orr Exhibits, the 60-foot diameter lobby also features Navy's five men's soccer National Championships (1931, '43, '44, '45, '64). Warner's one and only unbeaten squad captured the 1964 National Championship. The floor of the lobby is terrazzo and features a 15-foot Naval Academy crest in the center. The Anders Hall of Honor gives the coaching staff a place to meet, greet and entertain recruits and midshipmen candidates, while experiencing the rich tradition of Navy soccer.

Former Navy Director of Athletics Jack Lengyel, who helped the project get off the ground before retiring, raved about the new facility and the support from Anders.

"I want to thank General Anders for his leadership and outstanding support of the Glenn Warner Soccer Facility," Lengyel said. "I think it is a great tribute to General Anders as a leader and a person that has never forgotten his roots of where he came from and also a tribute to his relationship with Coach Warner. This facility is a product of a coach-and-player relationship that Anders claims provided him the opportunity to be who he is and give him the chance to achieve what he was able to achieve."

The home team wing highlights Navy's commitment to soccer and the future with two spacious team locker rooms, coaches offices and locker rooms, a fully-equipped training room, laundry and equipment rooms. The 1,300-square-foot men's and women's team locker rooms are equipped with custom-made wooden lockers for each athlete, a video projector and screen for viewing and analyzing of practice and game film. The 375-square-foot training room contains training tables, modern whirlpool, ultrasound and physical therapy equipment, and provides Navy's scholar-athletes with the most complete and advanced treatment in the country. Five equipment storage spaces provide 600-square feet for storage space and laundry service.

The visiting team wing of 4,300-square feet contains two spacious locker rooms, officials locker room, ticket office, public restrooms and a concessions area.

The facility has a 120-yards by 75-yards flat bermuda-grass playing surface and a modern drainage system, allowing the field to withstand heavy rain. A state-of-the-art, scoreboard, funded by the Class of 1983, was erected at one end of the field. The stadium seats approximately 2,500 fans and provides fans with optimal viewing with room for further expansion.