


# NAVY

## Navy Swimming & Diving History



► Lee Lawrence coached the Navy men's swimming team for 30 years and the women's team for seven years.



◀ Kelly Zahalka '09 is the only student-athlete in Navy history to garner a trio of Academic All-America for any sport.

◀ All-America divers Theresa Michal '88 and Bill McCormick '86.




◀ Eric Winter '92 still ranks as one of the top distance swimmers in Navy history.



◀ Kevin Mukri '07 graduated from Navy holding the Navy records in both backstroke events for yards and metric courses.

► Dick Purdy coached the Navy women's swimming team for 19 seasons.



# NAVY

## Women's Coaching History



**Lee Lawrence**

1979-85 • 32-32 (.500)



**Dick Purdy**

1986-04 • 151-72-1 (.676)



**John Morrison**

2005-pres. • 64-14 (.821)

## Women's Yearly Regular Season Records — 247-118-1 (32 Seasons)

Year	W-L	Team Captain(s)
1978-79	4-2	Peggy Feldmann
1979-80	4-4	Peggy Feldmann
1980-81	3-4	Terri Riggs
1981-82	6-4	Terri Riggs
1982-83	4-6	Cheryl Dolyniuk
1983-84	5-6	Laurie Grammer
1984-85	6-6	Maureen Ford
1985-86	5-7-1	Anne Groves
1986-87	10-3	Sunita Pandya
1987-88	13-1	Brandee Polowy
1988-89	10-2	Theresa Lewis

Year	W-L	Team Captain(s)
1989-90	8-2	Heidi Savage
1990-91	5-4	Peggy Scholzen
1991-92	8-3	Meg Mullen
1992-93	11-1	Kelly Kinsella
1993-94	7-6	Stephanie Henson
1994-95	10-2	Carolyn Wisner
1995-96	7-3	Debi Kauffman
1996-97	9-3	Rebecca Zuwallack
1997-98	6-9	Nicole Nollette
1998-99	8-3	Chrissy Gussen

Year	W-L	Team Captain(s)
1999-00	6-4	Kelly Welsh
2000-01	6-5	Erin Emery
2001-02	7-4	Melissa Hawley
2002-03	8-4	Kim Montague
2003-04	8-6	Natalie Schultz
2004-05	10-3	Meakin Poor
2005-06	6-7	Mandy Minikus
2006-07	11-2	Aubra Thomas
2007-08	13-1	Kristin Lowd
2008-09	14-0	Erika Hubbard
2009-10	10-1	Tara Chapmon



*Jennifer Rowe '92 totaled 12 All-America honors on the NCAA Division II level over the course of her career.*



*Tori Throckmorton '05 won the 100 fly at the Patriot League Championship in each of her four years. She graduated from Navy holding school records in four different events for both yards and metric courses.*




*Jennie Spencer '09 graduated from Navy holding all four backstroke event records (yards and meters) at the school and three of the four Army-Navy backstroke event records.*


★ 2010-11 UNITED STATES NAVAL ACADEMY SWIMMING & DIVING ★

# NAVY

## Men's Coaching History



**Henry Ortland Jr.**  
1922-50 • 138-96 (.589)



**John Higgins**  
1951-73 • 173-112-1 (.606)



**Lee Lawrence**  
1974-2003 • 233-139 (.626)




**Bill Roberts**  
2004-pres. • 85-29 (.726)

## Men's Yearly Regular Season Records — 629-376-1 (89 Seasons)

Year	W-L	Team Captain(s)
1921-22	5-1	Vincent Gallagher Jr.
1922-23	6-1	Guy Winkler
1923-24	7-0	George "Angus" Sinclair
1924-25	5-2	Theodore Johnson Jr.
1925-26	7-1	Arthur Rule Jr.
1926-27	7-3	Halle Allan
1927-28	5-2	Philip Wakeman
1928-29	4-5	Raymond Crist Jr.
1929-30	6-2	Walter Phillips
1930-31	5-2	Carlton Lucas
1931-32	6-1	Lloyd Mustin
1932-33	4-2	Raymond Thompson Jr.
1933-34	4-2	Philip Torrey Jr.
1934-35	5-1	Joseph Plichta
1935-36	0-5	George Grider
1936-37	0-7	James Carnes
1937-38	1-5	Roy Green, Jr.
1938-39	2-6	Edward Gibson
1939-40	6-4	Willard Sampson
1940-41	5-5	Hubert Wager
1941-42	4-6	not available
1942-43	6-3	Leroy Edleson
1943-44	8-2	Albert Gross
1944-45	5-4	Jack Manherz
1945-46	9-0	Brockenbrough Mott
1946-47	7-4	Robert Cowell
1947-48	4-5	Ross Miller
1948-49	4-6	Thomas Lechner
1949-50	1-9	William Rockey
1950-51	5-5	Boyd Johnson
1951-52	4-5-1	Charles Andrews
1952-53	7-3	Gilbert Rindahl
1953-54	6-4	Thomas Banfield, II
1954-55	5-5	Paul Slack
1955-56	9-5	Robert Cecil
1956-57	11-3	Anders Anderson
1957-58	9-5	Eugene Peltier
1958-59	10-4	Robert Ceres

Year	W-L	Team Captain(s)
1959-60	12-2	Warren Blanke Jr.
1960-61	13-1	William Newman
1961-62	11-3	Donald Diget
1962-63	7-6	Peter Vermaire
1963-64	8-5	Mike Collins
1964-65	7-6	William Fries
1965-66	8-4	Timothy Beard
1966-67	5-7	Thomas Zinkand
1967-68	6-7	John Kane
1968-69	5-7	William Poirier
1969-70	7-5	Charles Parlier
1970-71	5-7	Dave Pearl
1971-72	6-6	Rex Stringer

Year	W-L	Team Captain(s)
1972-73	7-7	Rex Hand
1973-74	8-7	Jim Barrett
1974-75	7-4	David Duffie, Douglas Michalke
1975-76	3-7	Gordon O'Neill, Joseph Kernan
1976-77	9-1	Rusty Eckstrom, Richard Stone
1977-78	3-7	Tom McElwee, William Throne
1978-79	7-5	Mark Heinrich
1979-80	7-6	Mike Fitzgerald, Joe Heil
1980-81	9-4	Nelson Moe
1981-82	7-5	Mike Smack, Matt McCloskey
1982-83	9-4	Andy Griffith
1983-84	10-4	Michael Hile
1984-85	10-5	Thomas Moore
1985-86	13-2	William Rohm
1986-87	10-3	David Folsom
1987-88	10-3	Al Greenwood
1988-89	10-4	Chris Smith
1989-90	3-10	Jim Ball
1990-91	3-8	David Graulich
1991-92	5-7	Dan Greenwood
1992-93	7-4	Tyson Lewis, Brian Blalock
1993-94	9-4	Bradley Juhl
1994-95	10-2	Jonathan Hurst
1995-96	9-2	Ian Johnston
1996-97	10-3	John Marinovich
1997-98	10-2	John Loftin
1998-99	8-5	Peter Logan
1999-00	9-3	Brad Geary
2000-01	7-5	Clint Cornell
2001-02	5-7	Garrett Kulczycki
2002-03	6-6	Jimmy Battista
2003-04	8-9	Marshall Boyd
2004-05	10-6	Jake Keefe
2005-06	10-5	Brad Snyder
2006-07	12-4	Andy Bockus
2007-08	15-2	Mike Lowhorn
2008-09	17-2	Dan Warner
2009-10	13-1	Frank Komadina



**Nate Smith '96 totaled 11 NCAA Division I All-America certificates during his diving career.**

# NAVY

## Women's Yearly Results

### 1978-79 (4-2)

J23 George Washington	W	81-49
J31 at Towson	W	69-62
J31 vs. Catholic	W	101-29
F2 Maryland	L	70-59
F8 William & Mary	L	79-52
F13 Loyola	W	85-40
Md. State Meet	2nd	553 pts.
EWSL Meet	8th	105 pts.
AIAW D-II Meet	11th	163 pts.

### 1979-80 (4-4)

D5 Loyola	W	82-42
EWSL Meet	6th	137 pts.
J19 Drexel	L	100-40
J25 Villanova	L	91-48
J28 American	W	68-64
J31 at Geo. Washington	W	78-38
J31 vs. Maryland	L	112-78
F7 Towson	W	76-64
F12 at W&M	L	81-50
Md. State	2nd	523 pts.
AIAW D-II Meet	8th	n/a

### 1980-81 (3-4)

EWSL Meet	6th	160 pts.
J17 at Drexel	L	87-53
J20 at Towson	W	75-65
J26 at American	W	77-61
J28 at Maryland	L	126-67
J28 vs. Geo. Washington	W	67-47
F2 James Madison	L	93-51
F6 William & Mary	L	79-60
Md. State Meet	3rd	n/a
AIAW D-II Meet	14th	122.5 pts.

### 1981-82 (6-4)

D1 Delaware	L	73-67
at W. Clarion Invite	4th	213
J9 at Yale	L	86-54
J16 at East Carolina	L	86-62
J20 Towson	W	102-47
J23 Villanova	L	71-69
J25 American	W	90-58

J30 George Washington	W	80-58
F2 at James Madison	W	74-66
F6 William & Mary	W	77-63
Md. State Meet	2nd	796 pts.
F20 Army	W	90-50
AIAW D-II Meet	9th	221 pts.

### 1982-83 (4-6)

N30 at Delaware	L	79-70
D10 at Geo. Washington	W	77-70
D10 vs. Towson	W	100-49
J15 Villanova	L	91-58
J15 East Carolina	L	77-72
J17 James Madison	W	76-73
J22 Yale	L	85-64
J26 at American	L	75-74
F4 William & Mary	L	91-58
Md. State Meet	2nd	772 pts.
F19 at Army	W	87-62
NCAA D-II Meet	23rd	26 pts.

### 1983-84 (5-6)

N20 Bloomsburg	L	88-52
N30 Delaware	W	71-69
D10 Wright State	W	90-50
J7 at East Carolina	L	93-47
J14 Villanova	L	95-45
J17 Towson	W	91-47
J25 American	W	82-55
J28 at William & Mary	L	82-58
F1 at James Madison	L	91-49
F4 George Washington	L	74-66
Md. State Meet	1st	949 pts.
F24 Army	W	83-57
NCAA D-II Meet	22nd	10 pts.

### 1984-85 (6-6)

N17 Bloomsburg	L	75-65
N28 at Delaware	L	72-68
D8 East Carolina	L	77-63
J12 Villanova	L	88-52
J16 at Towson	W	109-31
J16 vs. Johns Hopkins	W	96-43
J19 James Madison	L	78-62



**Tara Chapmon '10** was the first female in Patriot League history to be tabbed as the league's swimmer of the year three times in a career.

J25 at American	W	72-52
J29 Shepherd	W	85-28
F1 at Geo. Washington	W	71-69
Md. State Meet	1st	1118
F15 William & Mary	W	77-63
M1 at Army	L	90-50
NCAA D-II Meet	25th	33.5 pts.

### 1985-86 (5-7-1)

O26 at JMU Relays	3rd	n/a
N23 Bloomsburg	L	83-57
D3 at American	W	79-51
D6 East Carolina	L	60-51
J8 Delaware	W	81-59
J11 Cornell	L	81-55
J15 Towson	W	88-52
J18 at James Madison	L	76-59
J25 William & Mary	L	77-63
J28 at Shepherd	W	87-54
J31 George Washington	T	70-70
F4 Georgetown	W	77-63
at Md. State Meet	1st	102.5 pts.
F12 at Villanova	L	54-34
F27 Army	L	97-43
NCAA D-II Meet	29th	4 pts.

### 1986-87 (10-3)

O25 JMU Relays	3rd	n/a
N15 VCU	W	139-129
N22 Bloomsburg	W	164-100
D2 at American	W	166-96
D6 at E. Carolina	L	150-116
D6 vs. Duke	W	162.5-104.5
J7 at Delaware	W	152-113
J14 at Johns Hopkins	W	82-44
J14 vs. Towson	W	95-27
J17 James Madison	L	146-120
J24 at William & Mary	W	148-120
J31 at Geo. Washington	W	146-117
F7 at Georgetown	W	166-101
CAA Meet	3rd	587 pts.
F27 at Army	L	180.5-87.5
NCAA D-II Meet	12th	66 pts.

### 1987-88 (13-1)

N13 VCU	L	143.5-129.5
N14 JMU Relays	T2nd	n/a
N21 Bloomsburg	W	152-114
D4 at Drexel	W	142-124
D9 at Delaware	W	147-118
J2 at Florida Atlantic	W	150-64
J2 vs. Cleveland State	W	121-76
J13 Towson	W	112-27
J13 American	W	97-43
J16 at James Madison	W	149-116
J23 William & Mary	W	154-102
J30 at West Virginia	W	135-133
F4 Georgetown	W	171-89
CAA Meet	1st	745 pts.
F19 George Washington	W	156-100
F27 Army	W	148-120
NCAA D-II Meet	8th	121 pts.

### 1988-89 (10-2)

O22 at JMU Relays	1st	n/a
N12 Drexel	W	177-116
N19 Bloomsburg	W	195-103
N20 Duke	W	139-103
D1 at Army	L	168-130
D7 at Maryland	L	161-133
J7 at Delaware	W	181.5-116.5
J14 James Madison	W	175-120
J15 Denison	W	143-98
J21 at W&M	W	172-123
J28 West Virginia	W	164-129
F1 at American	W	132-92
CAA Meet	1st	817 pts.
F18 at Geo. Washington	W	167-128
NCAA D-II Meet	6th	169 pts.

### 1989-90 (8-2)

O21 JMU Relays	3rd	n/a
N4 at Drexel	W	182-116
N9 Johns Hopkins	W	191-95
N11 at Duke	W	141-100
N18 at Bloomsburg	W	172-126
D1 Army	W	184-114
D7 UMBC	W	162-126
J6 Maryland	L	171-128



**Allison Moon '04** totaled nine relay event titles at the Patriot League Championship and was selected as the 2004 league scholar-athlete of the year.

# NAVY



**Thuy-Mi Dinh '10 is the lone female swimmer in league history to qualify for the NCAA D-1 Championship with an 'A' cut, as well as make 3 NCAA appearances.**

J13 at James Madison	W	151-149
J20 William & Mary	W	163-135
J27 at W. Virginia	L	167-133
CAA Meet	1st	760 pts.
NCAA D-II Meet	4th	371 pts.

#### 1990-91 (5-4)

N3 Drexel	L	155-145
N4 Air Force	L	158-142
N10 at Clarion	W	164-120
N17 Bloomsburg	W	178-118
N30 at Army	W	161-139
J5 at Maryland	L	159-141
J12 James Madison	W	160-140
J19 at William & Mary	L	157-143
J26 at Loyola	W	183-102
CAA Meet	4th	495 pts.
NCAA D-II Meet	9th	192 pts.

#### 1991-92 (8-3)

N10 at Rhode Island	W	189-110
N16 Duke	W	170-128
N23 at Drexel	W	174-117
D5 Army	W	193-107
J3 at Air Force	L	123-82
J11 Maryland	L	168-131
J15 Johns Hopkins	W	189-102
J18 at James Madison	L	179-132
J25 Loyola	W	169-111
F1 at Bloomsburg	W	163-137
F8 at Lehigh	W	183-114
EWSL Meet	10th	134 pts.
Patriot League	1st	745 pts.

#### 1992-93 (11-1)

O31 Drexel	W	194-92
N6 at Richmond	L	156.5-143.5
N7 at VPI	W	158-142
N14 Duke	W	148-95
N21 at Bucknell	W	176-124
D3 at Army	W	203-97
J3 at Manitoba	W	150-107
J9 at Maryland	W	164-134
J13 at Johns Hopkins	W	153-72
J16 at Columbia	W	160.5-138.5
J23 at Loyola	W	175-112

J30 Bloomsburg	W	171-123
Patriot League	1st	744 pts.
EWSL Meet	10th	140 pts.

#### 1993-94 (7-6)

O30 at Georgetown	W	170-108
N6 Richmond	L	156.5-141.5
N13 at Duke	L	151-92
N17 Lehigh	W	183-112
N20 Bucknell	L	155-145
D2 Army	W	186-114
J8 Maryland	W	156.5-141.5
J12 Johns Hopkins	W	141-89
J15 at Columbia	L	183-117
J19 Loyola	W	181-108
J28 at Penn	L	168.5-125.5
F4 Xavier	W	151-82
F5 at UMBC	L	161-82
Patriot League	1st	708 pts.
EWSL Meet	9th	145 pts.
NCAA D-I Meet	41st	3 pts.

#### 1994-95 (10-2)

O29 Georgetown	W	193-102
N5 at Richmond	W	169-131
N12 Notre Dame	L	129-110
N19 at Bucknell	W	179-116
D1 at Army	W	200.5-99.5
J4 at Florida Atlantic	W	145-114
J7 at Maryland	L	227-71
J11 at Johns Hopkins	W	157.5-75.5
J14 Columbia	W	177-113
J21 at Loyola	W	179-116
J27 Penn	W	201-84
F4 UMBC	W	146-97
Patriot League	1st	865 pts.
EWSL Meet	8th	218 pts.

#### 1995-96 (7-3)

O28 at Georgetown	W	157-83
N2 Richmond	W	160-140
N11 Connecticut	L	179-121
N18 at North Carolina	L	163-130
N30 Army	W	229-71
J5 at Florida Atlantic	W	134-128
J20 Maryland	L	167-131

J26 at Penn	W	174.5-104.5
J31 Loyola	W	180.5-113.5
F3 at UMBC	W	154-144
Patriot League	1st	860 pts.
EWSL Meet	7th	239 pts.
NCAA D-I Meet	T34th	4 pts.

#### 1996-97 (9-3)

O19 Georgetown	W	288-134
O26 George Washington	W	124-117
N2 at Richmond	L	168-127
N9 UMBC	W	161-130
N16 at Connecticut	L	161-139
N23 Rutgers	W	168-123
D5 at Army	W	171-129
J3 at Florida Atlantic	W	228-200
J8 Johns Hopkins	W	147-85
J18 at Maryland	L	120-90
J24 at Penn	W	154-85
J29 at Loyola (Md.)	W	167-128
Patriot League	1st	860.5 pts.
EWSL Meet	6th	278 pts.

#### 1997-98 (6-9)

O18 at Geo. Washington	L	141-102
O22 at Towson	W	75-39
O22 vs. Howard	W	82-29
O25 at Georgetown	W	143.5-90.5
N8 at UMBC	L	159-141
N22 at Rutgers	L	169-130
N22 vs. Princeton	L	190-101
D4 Army	W	153-146
J3 at Florida Atlantic	L	106-90
J3 vs. Bucknell	L	154.5-50.5
J10 Penn State	L	164-85
J14 at Johns Hopkins	W	123-112
J17 at Lehigh	L	185-115
J24 Penn	W	166-128
J28 Loyola	L	107-79
Patriot League	4th	560 pts.
ECAC Meet	13th	71 pts.

#### 1998-99 (8-3)

O17 George Washington	L	149.5-144.5
O24 at Boston College	L	165-134
N7 UMBC	W	174-125
N14 West Virginia	L	158-142

N20 at Towson	W	179-114
D3 at Army	W	189-111
J9 James Madison	W	169-131
J13 Johns Hopkins	W	147-90
J16 Lehigh	W	180-118
J23 at Penn	W	181.5-107.5
J29 Loyola (Md.)	W	178-114
Patriot League	1st	851 pts.
ECAC Meet	3rd	411 pts.

#### 1999-00 (6-4)

O15 at Rider	W	172-125
O16 at Montclair State	W	173-111
O23 George Washington	L	168-130
O30 at West Virginia	L	165-127
N6 at UMBC	L	155-144
N19 George Mason	W	186-93
D2 Army	W	152-148
J8 at James Madison	L	192-108
J15 Richmond	W	164.5-135.5
J22 Penn	W	164-133
Patriot League	2nd	659 pts.
ECAC Meet	5th	294 pts.

#### 2000-01 (6-5)

O20 Rider	W	166.5-125.5
O28 at La Salle	W	165-133
N4 UMBC	W	156-144
N11 at N.C. State	L	171-120
N18 at George Mason	W	154-145
N30 at Army	W	151-149
J16 Johns Hopkins	L	169-131
J19 James Madison	W	126-117
J20 at Penn	L	173-127
J27 Villanova	L	180-118
F3 at Richmond	L	176-122
Patriot League	3rd	594 pts.
ECAC Meet	6th	273.5 pts.

#### 2001-02 (7-4)

O20 at Rider	W	178.5-111.5
O27 George Mason	L	142-118
O27 La Salle	W	175-73
N3 at UMBC	W	164-136
N10 at James Madison	L	163-132
N17 American	W	154-146
N17 Bucknell	W	185.5-114.5



**Melissa Hawley '02 is a two-time league swimmer of the year who is tied for the most individual event races won at the Army-Navy meet in a career with nine.**

# NAVY

N29 Army	W	196-104
J12 at Johns Hopkins	W	162-132
J19 Penn	L	175-123
F2 Richmond	L	170.5-128.5
Patriot League	1st	663 pts.
ECAC Meet	7th	255.5 pts.

### 2002-03 (8-4)

O19 Lafayette	W	182.5-95.5
O19 Rider	W	164-114
O26 at George Mason	L	165.5-134.5
N2 UMBC	W	163.5-136.5
N9 at Colgate	W	166-134
N9 vs. Lehigh	W	183-117
N16 at Bucknell	L	163-137
N16 vs. American	W	210-90
D4 at Army	W	178-122
J11 Johns Hopkins	W	177-115
J18 at Penn	L	172-124
F1 at Richmond	L	186-111
Patriot League	2nd	575 pts.
ECAC Meet	4th	276 pts.

### 2003-04 (8-6)

O3 Air Force	L	181.5-118.5
O18 Lafayette	W	175-123
O18 Rider	W	169-129
O24 George Mason	L	165-135
N1 at UMBC	L	165-133
N8 Colgate	W	129-114
N8 Lehigh	W	148-95
N14 American	W	206-87
N14 Bucknell	L	156-144
D4 Army	W	163-137
J10 at Johns Hopkins	W	155-134
J17 at UNC Wilmington	L	162-138
J17 vs. C of Charleston	W	207.5-90.5
J31 Penn	L	183-116
Patriot League	3rd	534.5 pts.

### 2004-05 (10-3)

O16 Lafayette	W	119-66
O16 Rider	W	169-102
O22 George Mason	W	175-125
O29 UMBC	W	176-117
N6 at Lehigh	W	172-121
N6 vs. Colgate	W	170.5-120.5
N13 Bucknell	W	176-124
N13 UNC Wilmington	W	179.5-120.5
D2 at Army	W	182-118
J15 Cornell	W	175.5-123.5
J15 Yale	L	174.5-124.5
J29 at Penn	L	175-124
F5 Richmond	L	161-139
Patriot League	2nd	598 pts.

### 2005-06 (6-7)

O15 George Washington	W	180-111
O15 Loyola	W	211-84
O22 Johns Hopkins	W	182-112
O29 at UMBC	L	141-96
N5 at Colgate	L	166-134
N5 vs. Lehigh	W	220-80
N13 at Bucknell	W	155-143
N13 vs. Lafayette	W	182.5-116.5
D1 Army	W	188.5-111.5
J14 at Cornell	L	178-122
J14 vs. Yale	L	208-92
J28 Penn	L	169-126

F4 at Richmond	L	167-130
Patriot League	3rd	744.5 pts.

### 2006-07 (11-2)

O14 at Loyola	W	207-55
O14 vs. Geo. Washington	W	185-83
O14 vs. Catholic	W	207-55
O21 Johns Hopkins	W	165-105
O28 UMBC	W	146-97
N4 Colgate	W	186-109
N4 Lehigh	W	209-86
N11 at Bucknell	W	200-100
N11 vs. Lafayette	W	202-98
N30 at Army	W	215-85
J13 at Yale	L	163-137
J13 vs. Cornell	W	241-159
J27 at Penn	L	155-145
Patriot League	1st	805 pts.

### 2007-08 (13-1)

O13 Catholic	W	196-71
O13 George Washington	W	174-107
O13 Loyola	W	160-129
O19 Johns Hopkins	W	166-120
O27 at UMBC	W	123-119
N3 at Lehigh	W	183.5-57.5
N3 vs. Colgate	W	150-87
N10 American	W	221-70
N10 Bucknell	W	163-137
N10 Lafayette	W	177-123
N29 Army	W	206-94
J12 Cornell	W	175-125
J12 Yale	L	174-126
J26 Penn	W	151-149
Patriot League	2nd	679 pts.
ECAC Meet	9th	181 pts.

### 2008-09 (14-0)

O11 at Loyola	W	201-99
O11 vs. Boston College	W	165-135
O11 Catholic	W	252-41
O17 Johns Hopkins	W	191-97
O25 UMBC	W	136-105
N8 at Bucknell	W	157-138
N8 vs. American	W	191-100
N8 vs. Lafayette	W	197-98
D4 at Army	W	211-84
J10 at Cornell	W	188-112
J10 vs. Yale	W	156.5-143.5
J17 Vermont	W	206-94
J24 at Penn	W	159-141
J24 vs. Rider	W	190-110
Patriot League	2nd	759.5 pts.
ECAC	5th	341 pts.

### 2009-10 (10-1)

O10 George Mason	W	166-129
O10 Loyola	W	210-85
O16 Johns Hopkins	W	156-96
O24 at UMBC	W	166-134
N7 American	W	179-94
N7 Bucknell	W	161-128
N7 Lafayette	W	188-101
D10 Army	W	202-95
J16 at Vermont	W	219-81
J23 at Yale	W	151-149
J29 Virginia	L	160-128
Patriot League	1st	887 pts.
ECAC	6th	259 pts.

## Men's Yearly Results

### 1921-22 (5-1)

F4 Lehigh	W	49-13
F12 Rutgers	W	36-17
F25 Princeton	W	33-11
M4 MIT	W	49-13
M11 Penn	W	33-11
A1 Yale	L	31-13

### 1922-23 (6-1)

F3 Pittsburgh	W	31-28
F10 Syracuse	W	43-9
F17 MIT	W	40-12
F17 Johns Hopkins	W	40-5
M3 Rutgers	W	36-26
M10 Brooklyn "Y"	W	35-18
M17 Yale	L	45-17

### 1923-24 (7-0)

F9 Pittsburgh	W	37-16
F16 MIT	W	46-7
F23 Washington & Lee	W	48-5
M1 Brown	W	39-14
M8 Rutgers	W	42-11
M15 Syracuse	W	49-13
M22 at Yale	W	32-20

### 1924-25 (5-2)

F14 George Washington	W	53-9
F18 Dartmouth	W	43-19
F21 Brown	W	48-14
F28 Syracuse	W	52-18
M7 at Princeton	L	40-22
M14 Rutgers	W	48-14
M21 Yale	L	39-23

### 1925-26 (7-1)

J30 Pittsburgh	W	52-10
F6 Rutgers	W	47-15
F13 Syracuse	W	46-16
F20 Washington & Lee	W	52-10
F27 Catholic	W	54-8
M6 Princeton	W	35-27
M13 Lehigh	W	44-18
M20 at Yale	L	42-20

### 1926-27 (7-3)

J15 Lehigh	W	48-14
J22 CCNY	W	54-8
F5 Pittsburgh	W	40-22
F12 Syracuse	W	35-27
F19 Columbia	W	45-17
F26 Penn	W	46-16
M2 Dartmouth	W	36-25
M5 at Princeton	L	37-25
M12 Rutgers	L	34-28
M19 Yale	L	42-20

### 1927-28 (5-2)

F11 CCNY	W	44-17
F18 Columbia	W	40-22
F25 Syracuse	L	33-29
M3 Princeton	W	39-23
M7 Penn	W	44-18
M10 Dartmouth	W	33-29
M17 at Yale	L	50-12

### 1928-29 (4-5)

F9 CCNY	W	51-11
F16 Rutgers	L	43-19
F23 Georgia Tech	W	39-21
F23 Pittsburgh	W	39-17
M2 Yale	L	44-18
M6 Penn	W	42-20
M9 Columbia	W	54-8
M13 Syracuse	L	33-29
M15 at Princeton	L	40-22
M16 at Dartmouth	L	41-21

### 1929-30 (6-2)

J25 Penn	W	43-19
F1 Rutgers	W	32-30
F8 CCNY	W	56-6
F14 at Yale	L	44-18
F15 at Columbia	L	35-27
F22 Dartmouth	W	51-11
M1 Princeton	W	38-24
M15 Syracuse	W	48-14

### 1930-31 (5-2)

F6 at Princeton	L	39-32
F7 at Syracuse	W	60-11
F14 Columbia	W	51-20
F18 Rutgers	W	42-29
F21 Penn	W	40-31
F28 CCNY	W	61-10
M14 Yale	L	43-28

### 1931-32 (6-1)

J16 CCNY	W	46-25
F6 Rutgers	W	49-22
F13 Brown	W	49-22
F20 at Penn	W	42-29
M4 at Columbia	W	42-29
M5 at Yale	L	51-20
M12 Syracuse	W	59-12

### 1932-33 (4-2)

F4 Virginia	W	62-9
F18 Pennsylvania	W	49.5-21.5
F25 Yale	L	49-22
M3 at Rutgers	L	40-31
M4 at CCNY	W	40-31
M11 Columbia	W	54-17

### 1933-34 (4-2)

F3 Colgate	W	46-25
F17 CCNY	W	58-13
F21 Rutgers	L	38-33
F24 Penn	W	38-33
M9 at Yale	L	52-19
M10 at Columbia	W	45-26

### 1934-35 (5-1)

F2 Virginia	W	53-22
F9 Rutgers	W	41-30
F16 CCNY	W	48-23
F23 Columbia	W	46-25
M2 Yale	L	51-20
M9 at Penn	W	48-23

# NAVY

## 1935-36 (0-5)

F8 Rutgers	L	53-18
F15 at Columbia	L	45-26
F22 at Yale	L	56-28
F29 Penn	L	48-23
M4 Princeton	L	52-19

## 1936-37 (0-7)

J16 Columbia	L	41-34
F13 Yale	L	56-19
F19 at Princeton	L	49-26
F20 at Penn	L	41-34
F27 Dartmouth	L	41-34
M3 Rutgers	L	50-25
M6 Harvard	L	60-15

## 1937-38 (1-5)

F12 Pennsylvania	L	30-15
F19 Columbia	L	45-30
F26 Princeton	L	52-23
M4 at Harvard	L	55-20
M5 at Yale	L	51-24
M12 Dartmouth	L	48-27

## 1938-39 (2-6)

F4 Washington & Jeff.	W	61-14
F11 Princeton	L	61-14
F18 Harvard	L	63-12
F22 Penn	W	49-26
F25 Yale	L	47-28
M4 Army	L	48-27
M10 at Dartmouth	L	56-19
M11 at Columbia	L	48-27

## 1939-40 (6-4)

J13 Lehigh	W	51-24
J20 Virginia	W	68-7
J26 at Penn	W	54-21
J27 at Princeton	L	52-23
F3 Washington & Jeff.	W	64-11
F10 Yale	L	60-15
F17 Dartmouth	L	40-35
F22 Harvard	L	47-28
M2 Army	W	38-37
M9 Columbia	W	47-28

## 1940-41 (5-5)

J11 North Carolina	W	42-33
J18 Virginia	W	64-11
J25 Penn	W	62-13
F1 Princeton	L	43-32
F8 Harvard	L	50-25
F15 Cornell	W	50-25
F21 at Columbia	W	46-29
F22 at Yale	L	55-20
M1 at Army	L	45-30
M8 at Dartmouth	L	41-34

## 1941-42 (4-6)

J10 North Carolina	L	58-17
J17 Lafayette	W	53-22
J24 Virginia	W	60-15
J31 Yale	L	59-16
F6 at Penn	W	39-36
F7 at Princeton	L	63-12
F14 at Harvard	L	52-23
F21 Columbia	W	43-32
F28 Dartmouth	L	39-36
M7 Army	L	44-31

## 1942-43 (6-3)

J16 at Dartmouth	L	39.5-35.5
J23 Temple	W	54-21
F6 Princeton	L	45-30
F10 North Carolina	W	49-26
F13 Harvard	W	46-29
F19 at Columbia	W	47-28
F20 at Yale	L	44-31
F27 Penn	W	50-24
M6 at Army	W	46-29

## 1943-44 (8-2)

J8 Swarthmore	W	65-9
J15 Penn State	W	64-11
J22 North Carolina	L	39-36
J29 Columbia	W	58-17
F5 Duke	W	60-15
F11 at Penn	W	62-13
F12 at Princeton	W	39-36
F26 Stevens Inst.	W	57-9
M4 Army	W	42-33
M11 Yale	L	47-28
NCAA Meet	T3rd	24 pts

## 1944-45 (5-4)

J6 Fr. & Marshall	W	64-11
J13 Penn	W	54-21
J20 North Carolina	L	42-33
J27 Columbia	W	52-23
F3 at Yale	L	51-24
F10 Princeton	W	59-16
F17 Duke	W	60-15
F24 Bainbridge	L	49-26
M3 at Army	L	44-31

## 1945-46 (9-0)

J12 Duke	W	68-7
J19 Lehigh	W	77-25
J19 Fr. & Marshall	W	77-27
J26 North Carolina	W	54-42
J26 Cornell	W	54-33
F2 at Princeton	W	54-21
F9 Coast Guard	W	61-9
F15 at Penn	W	68-7
F16 at Columbia	W	60-15
F23 USMMA	W	48-27
M2 Army	W	44-31
NCAA Meet	T4th	14 pts

## 1946-47 (7-4)

J11 Cornell	W	39-36
J18 Yale	L	62-13
J25 Lehigh	W	64-11
F1 Columbia	W	66-9
F5 North Carolina	W	50-25
F8 Rutgers	L	57-18
F15 Penn	L	40-35
F21 at Dartmouth	L	46-29
F22 at Harvard	L	45-30
M1 at Army	W	46-29
M8 Princeton	W	42-33

## 1947-48 (4-5)

J17 Cornell	W	38.5-36.5
J24 North Carolina	L	52-23
F7 Harvard	L	50-25
F21 at Yale	L	55-20
F28 Dartmouth	W	44-31
M3 Rutgers	L	45-30

M6 Army	L	39-36
M12 at Columbia	W	62-13
M13 at Penn	W	51-24

## 1948-49 (6-6)

J8 Columbia	W	52-23
J15 at Cornell	W	41-34
J29 Duke	W	46-29
F5 Rutgers	L	47-28
F11 at Dartmouth	L	52-23
F12 at Harvard	L	45-30
F19 Princeton	L	44-31
F26 Yale	L	45-34
M5 at Army	L	43-27
M12 Pennsylvania	W	46-29

## 1949-50 (1-9)

J7 Cornell	L	39-36
J14 Dartmouth	L	55-20
J21 North Carolina	L	53-22
F4 Rutgers	L	48-27
F11 Harvard	L	48-27
F18 at Princeton	L	49-26
F25 at Yale	L	64-11
M4 Army	L	61-14
M10 at Penn	L	40-35
M11 Columbia	W	62-

## 1950-51 (5-5)

D16 Loyola	W	68-9
J6 Columbia	W	55-20
J13 Yale	L	53-22
J27 Pittsburgh	W	42-33
F3 Princeton	W	40-35
F10 Penn	W	64-11
F16 at Dartmouth	L	45-30
F17 at Harvard	L	58-17
F24 at Rutgers	L	41-34
M3 at Army	L	45-30

## 1951-52 (4-5-1)

D15 Brown	W	53-31
J5 Rutgers	W	51-33
J11 at Princeton	L	53-31
J12 at Columbia	W	48-36
J19 Pittsburgh	T	42-42
F2 Harvard	L	57-27

F9 at Yale	L	56-28
F16 Dartmouth	L	47-37
F23 at Penn	W	67-17
M1 Army	L	46-38
NCAA Meet	15th	3 pts

## 1952-53 (7-3)

D13 Lehigh	W	59-25
D19 Fordham	W	68-16
J10 Columbia	W	57-27
J17 Princeton	L	45-39
F6 at Dartmouth	W	48-36
F7 at Harvard	L	57-27
F14 Pittsburgh	W	54-30
F21 Yale	L	50-34
F28 at Army	W	56-28
M7 Pennsylvania	W	64-20

## 1953-54 (6-4)

D12 Lehigh	W	58-26
J8 at Penn	W	49-35
J9 at Columbia	W	46-38
J16 Dartmouth	L	49-35
J30 Pittsburgh	W	43-41
F6 at Princeton	L	43-41
F13 Harvard	W	45-39
F20 at Yale	L	64-20
F27 Army	W	45-39
M6 Rutgers	W	63-16

## 1954-55 (5-5)

D12 Virginia	W	65-19
J8 Columbia	W	49-35
J15 Penn	W	57-27
J29 Pittsburgh	W	48-36
F4 at Dartmouth	L	44-40
F5 at Harvard	L	67-17
F12 Princeton	L	47-37
F19 Yale	L	58-26
F26 at Army	W	44-40
M5 at Cornell	L	47-37

## 1955-56 (9-5)

D17 at Cornell	L	46-38
J7 at Dartmouth	L	51-33
J11 Pa. Military	W	76-8
J14 Columbia	W	68-16



Kevin Teague '07 won both diving boards at each of his four Army-Navy meets and at his four Patriot League Championship meets.

# NAVY

★ 2010-11 UNITED STATES NAVAL ACADEMY SWIMMING & DIVING ★

J28 Duke	W	68-16
F1 VMI	W	59-25
F4 Harvard	L	66-18
F8 West Chester	W	59-25
F11 at Princeton	L	43-41
F18 at Yale	L	66-18
F25 Pittsburgh	W	58-26
M3 Army	W	46-38
M7 Penn	W	56-28
M10 Fr. & Marshall	W	76-8

**1956-57 (11-3)**

D14 at Penn	W	65-21
D15 at Columbia	W	62-24
J9 Pa. Military	W	78-8
J18 Dartmouth	W	46-40
J26 Duke	W	61-25
F1 at Brown	W	45-41
F2 at Harvard	L	66-20
F9 Princeton	W	59-27
F16 Yale	L	58-28
F20 Maryland	W	72-14
F23 Pittsburgh	W	75-11
M2 at Army	L	47-39
M8 Cornell	W	64-22
M9 Fr. & Marshall	W	76-10

**1957-58 (9-5)**

D7 Brown	W	46-39
D14 Columbia	W	59-27
J18 Penn	W	66-19
J29 Duke	W	62-17
F1 Harvard	L	56-30
F5 VMI	W	55-31
F7 at Princeton	W	54-32
F8 at Yale	L	63-23
F12 Fr. & Marshall	W	68-9
F15 Pittsburgh	W	67-19
F19 Maryland	W	70-16
F22 at Cornell	L	46-40
M1 Army	L	48-38
M8 Dartmouth	L	58-28

**1958-59 (10-4)**

D13 Cornell	W	44-42
D17 Villanova	W	68-18
J9 at Penn	W	67-19
J10 at Columbia	W	59-27
J17 Pittsburgh	W	67-19
J30 at Brown	W	54-32
J31 at Harvard	L	47-39
F4 Duke	W	62-24
F7 Yale	L	61-25
F11 Fordham	W	68-17
F14 Princeton	W	60-26
F18 at Maryland	W	69-17
F28 at Army	L	48-38
M7 Dartmouth	L	47-39
NCAA Meet	17th	1 pt.

**1959-60 (12-2)**

D5 Brown	W	54-41
D12 at Cornell	W	74-21
D16 Villanova	W	79-16
J9 Columbia	W	70-25
J16 Harvard	L	52-43
J20 at Dartmouth	W	52-43
J23 Pittsburgh	W	72-23
F3 Duke	W	65-23

F6 at Yale	L	70-25
F10 North Carolina	W	76-19
F13 at Princeton	W	56-39
F17 Maryland	W	67-28
F20 Penn	W	66-29
F27 Army	W	67-28
NCAA Meet	18th	2 pts.

**1960-61 (13-1)**

F17 North Carolina	W	55-40
J13 at Penn	W	65-30
J14 at Columbia	W	59-36
J18 at Maryland	W	52-43
J21 Cornell	W	77-18
F1 Villanova	W	80-15
F4 Yale	W	48-47
F10 at Brown	W	68-27
F11 at Harvard	L	56-39
F15 Duke	W	72-23
F18 West Chester	W	70-25
F25 at Army	W	56-39
M3 Dartmouth	W	63-32
M4 Princeton	W	61-34
NCAA Meet	T17th	3.5 pts.

**1961-62 (11-3)**

D9 Brown	W	63-32
D13 Villanova	W	51-44
D16 Harvard	L	50-45
J13 at Princeton	L	49-46
J17 Maryland	W	61-34
J20 Penn	W	76-19
J31 Fr. & Marshall	W	72-23
F3 at Yale	L	68-27
F7 Duke	W	82-13
F10 at Dartmouth	W	48-47
F14 West Chester	W	60.5-34.5
F16 Cornell	W	63-32
F24 Army	W	52-43
M3 Columbia	W	71-24
EISL Meet	8th	15.5 pts.
NCAA Meet	18th	4 pts.

**1962-63 (7-6)**

D15 at Harvard	L	53-42
D19 North Carolina	W	50-45
J12 at Columbia	W	71-23
J16 at Maryland	L	62-33
J19 Princeton	L	50-45
J30 Duke	W	77-18
F2 Yale	L	61-34
F9 at Cornell	W	57-38
F13 West Chester	W	53-42
F16 at Penn	W	63-32
F23 at Army	L	69-26
M2 Dartmouth	W	49-46
M9 Villanova	L	53-42
EISL Meet	5th	25 pts.

**1963-64 (8-5)**

D5 North Carolina	L	48-47
D14 Harvard	W	57-38
D18 at Princeton	W	56-39
J11 Columbia	W	84-11
J18 Maryland	L	48-47
J27 Duke	W	67-28
F1 at Yale	L	58-37
F8 at Dartmouth	W	59-36
F12 Villanova	L	50-45

F15 Penn	W	69-26
F19 West Chester	W	64-24
F22 Cornell	W	59-36
F29 Army	L	68-27
EISL Meet	5th	34 pts.

**1964-65 (7-6)**

D12 at Harvard	L	62-33
D16 North Carolina	L	59-36
J9 at Columbia	W	66-28
J16 at Maryland	L	62-33
F2 Duke	W	67-27
F6 Yale	L	60-35
F10 Villanova	L	55-40
F13 Princeton	W	55-40
F17 West Chester	W	76-19
F20 at Cornell	W	64-31
F27 at Army	L	62-33
M3 at Penn	W	68-26
M6 Dartmouth	W	69-26
EISL Meet	3rd	170.5 pts.

**1965-66 (8-4)**

D4 at Dartmouth	W	58-37
D11 Harvard	W	66-29
D15 N. Carolina	W	72-22
J8 Columbia	W	75-20
J15 Maryland	L	48-47
J19 Penn	W	77-18
F5 at Yale	L	57-38
F9 Villanova	W	66-29
F12 at Princeton	L	54-41
F16 West Chester	W	75-20
F19 Cornell	W	72-23
F26 Army	L	55-40
EISL Meet	3rd	195 pts.
NCAA Meet	35th	2 pts.

**1966-67 (5-7)**

D10 at Harvard	L	57-38
D14 North Carolina	L	54-41
J7 at Columbia	W	62-33
J14 at Maryland	L	52-43
F1 West Chester	W	86-9
F4 Yale	L	53-42
F8 Villanova	W	63-32
F11 Princeton	L	66-29

F18 at Cornell	W	60-35
F25 at Army	L	52-43
M1 at Penn	W	56-39
M4 Dartmouth	L	53-42
EISL Meet	9th	80 pts.
NCAA Meet	T31st	2 pts.

**1967-68 (6-7)**


D9 Columbia	W	81-23
D13 North Carolina	L	64-49
D16 Harvard	L	66-47
J13 at Dartmouth	L	68-45
J17 Maryland	L	58-55
J20 Penn State	W	102-11
J31 Colgate	W	67-37
F3 at Yale	L	76-37
F7 Villanova	W	66-38
F10 at Princeton	L	66-47
F17 Cornell	W	62-51
F24 Army	L	58-55
M2 Penn	W	83-30
EISL Meet	7th	123 pts.

**1968-69 (5-7)**

D7 at Columbia	W	82-22
D14 at Harvard	L	57-56
D19 at Cornell	W	76-37
J11 North Carolina	W	63-50
J15 at Maryland	L	79-34
J18 Tennessee	L	75-38
F1 Yale	L	76-37
F5 Villanova	W	56-48
F8 at Penn	W	74-39
F15 Dartmouth	L	67-46
F22 Princeton	L	68-45
M1 at Army	L	70-43
EISL Meet	3rd	172 pts.

**1969-70 (7-5)**

D6 Columbia	W	88-16
D13 Harvard	L	72-41
D17 North Carolina	W	63-50
J10 at Dartmouth	L	61-52
J14 Maryland	W	80-33
J17 Tennessee	L	64-49
J31 at Yale	L	74-39
F4 Villanova	W	57-47



*Jason Pace '00 graduated from Navy with the school's 100 fly record and as an All-America recipient in water polo.*

# NAVY



**Alex Oldenkamp's '09 nine relay event records at the Patriot League Championship ranks second in league history.**

F14 at Princeton	L	79-34
F21 Cornell	W	70-43
F28 Army	W	70-43
M7 Pennsylvania	W	86-25
EISL Meet	4th	166 pts.

**1970-71 (5-7)**

D12 at Harvard	L	77-36
D16 North Carolina	W	61-52
J9 Yale	L	73-40
J14 at Maryland	L	76-37
J16 Dartmouth	W	62-51
J23 Ohio	W	64-49
J29 at Syracuse	W	67-46
J30 at Cornell	W	67-46
F3 Villanova	L	64-49
F6 at Penn	L	66-47
F20 Princeton	L	67-46
F27 at Army	L	73-40
EISL Meet	6th	163 pts.
NCAA Meet	26th	7 pts.

**1971-72 (6-6)**

D1 Johns Hopkins	W	82-31
D4 North Carolina	L	72-41
D11 Harvard	L	57-56
J12 Maryland	L	65-48
J15 at Dartmouth	L	66-47
J20 East Carolina	W	64-49
J29 Cornell	W	74-29
F5 at Yale	L	82-31
F12 Villanova	W	72-41
F19 at Princeton	L	69-44
F26 Army	W	75-38
M1 Pennsylvania	W	78-35
EISL Meet	7th	113 pts.

**1972-73 (7-7)**

D6 North Carolina	L	62-49
D9 at Harvard	L	69-44
D13 at Maryland	L	76-37
J13 Dartmouth	L	71-42
J16 Johns Hopkins	W	71-42
J20 Ohio	W	81-32
J27 at Cornell	L	66-47
F3 Yale	L	61-52

F7 Villanova	W	73-40
F10 Syracuse	W	83-26
F17 Princeton	L	59-53
F24 at Army	W	60-53
F28 at Penn	W	58-55
M3 Fordham	W	84-29
EISL Meet	10th	97 pts.
NCAA Meet	19th	14 pts.

**1973-74 (8-7)**

D8 Harvard	L	80-33
D12 Maryland	L	65-48
D12 North Carolina	L	66-47
D15 Fordham	W	74-39
J12 at Dartmouth	L	73-40
J15 Jo. Hopkins	W	61-52
J19 Ohio	W	92-22
J26 Cornell	L	57-56
J30 West Virginia	W	92-21
F2 at Yale	L	64-49
F6 Villanova	W	74-38
F9 at Syracuse	W	80-33
F16 at Princeton	L	107-62
F23 Army	W	75.5-37.5
F27 Penn	W	61-52
EISL Meet	10th	48 pts.

**1974-75 (7-4)**

D4 Virginia	W	70-43
D6 at Brown	W	75-38
D7 at Harvard	L	57-56
D11 at Maryland	W	60-53
J11 Dartmouth	W	57-56
J14 at Johns Hopkins	W	74-39
J25 at Cornell	L	67-46
F1 Yale	W	71-42
F15 Princeton	L	75-38
F22 at Army	L	68-45
F27 at Penn	W	62-51
EISL Meet	11th	74 pts.

**1975-76 (3-7)**

D6 Harvard	L	74-39
D10 Maryland	L	73-40
D13 Brown	L	62-51
J10 at Dartmouth	L	68-45

J13 Johns Hopkins	W	67-46
J24 Cornell	W	61-52
J31 at Yale	L	60-53
F11 Pennsylvania	W	59-54
F14 at Princeton	L	76-37
F28 Army	L	67-46
EISL Meet	9th	86 pts.

**1976-77 (9-1)**

D4 at Harvard	W	72-41
D8 at Maryland	W	71-42
D11 at Brown	W	92-21
J8 Dartmouth	W	72-41
J11 at Johns Hopkins	W	74-39
J14 Yale	W	68-45
F9 at Penn	W	68-44
F12 Princeton	L	60-53
F15 at Cornell	W	72-41
F26 at Army	W	68-45
EISL Meet	5th	195 pts.

**1977-78 (3-7)**

D3 at Harvard	L	72-41
D7 West Virginia	L	71-42
D10 Brown	W	66-47
J7 at Dartmouth	L	60-53
J11 Johns Hopkins	W	73-40
J14 at Yale	W	59-54
F4 Maryland	L	65-48
F11 at Princeton	L	91.5-21.5
F18 Columbia	L	70-43
F25 Army	L	64-49
EISL Meet	7th	118 pts.

**1978-79 (7-5)**

D1 Harvard	L	68-45
D9 at Brown	W	62-51
J6 Dartmouth	W	70-43
J10 at Johns Hopkins	W	74-39
J13 Yale	W	82-31
J27 Cornell	W	62-51
F3 at Maryland	L	71-42
F7 at Penn	W	79-34
F10 Princeton	L	71-42
F14 Villanova	W	86-27
F17 at Columbia	L	65-48
F24 at Army	L	67-46
EISL Meet	7th	200 pts.

**1979-80 (7-6)**

D1 at Harvard	L	74-39
D8 Brown	L	57-56
J5 at Dartmouth	L	74-39
J9 Johns Hopkins	W	80-33
J12 at Yale	L	67-46
J19 Drexel	W	89-24
J20 Cornell	W	73-40
F2 Maryland	L	59-54
F6 Penn	W	80-33
F9 at Princeton	L	68-44
F13 Villanova	W	79-34
F16 Columbia	W	66-47
F23 Army	W	62-51
EISL Meet	10th	49 pts.

**1980-81 (9-4)**

D6 at Harvard	L	80-32
D7 at Brown	W	75-38
J3 Dartmouth	W	61-52

J10 Yale	W	59-54
J14 at Johns Hopkins	W	58-55
J17 at Drexel	W	78-35
J24 at Cornell	W	66-47
J31 at Maryland	L	72-41
F7 Villanova	W	65-48
F11 at Penn	W	77-36
F14 Princeton	L	68-44
F21 at Columbia	L	72-41
F28 at Army	W	72-41
EISL Meet	7th	91.5 pts.

**1981-82 (7-5)**

N29 Harvard	L	65-46
D6 Brown	W	76-37
J8 at Dartmouth	L	66-47
J9 at Yale	L	60-53
J16 at East Carolina	W	79-34
J23 Cornell	W	67-46
J30 Pennsylvania	W	76-37
F2 at James Madison	W	75-38
F10 Villanova	W	64-48
F13 at Princeton	L	73-40
F20 Columbia	L	70-43
F27 Army	W	74-39
EISL Meet	9th	137 pts.

**1982-83 (9-4)**

N27 Dartmouth	W	80-33
D4 at Harvard	L	75-38
D5 at Brown	L	58-55
J8 at Cornell	W	67-46
J12 at Johns Hopkins	W	65-48
J15 East Carolina	W	87-26
J22 Yale	W	62-51
J28 James Madison	W	73-40
J29 at Penn	W	70-43
F9 Villanova	W	71-42
F17 Princeton	L	59-54
F19 at Columbia	L	71-42
F26 at Army	W	65-48
EISL Meet	6th	233 pts.

**1983-84 (10-4)**

N26 at Dartmouth	W	76-37
D2 Harvard	W	61-52
D3 Brown	W	80-33
D10 Wright State	W	74-39
J7 at East Carolina	W	78-35
J11 Johns Hopkins	W	83-30
J14 Cornell	L	60-53
J21 at Yale	W	66-47
J28 Penn	W	77-34
J30 at James Madison	W	73-40
F8 Villanova	W	68-45
F11 at Princeton	L	59-54
F18 Columbia	L	64-49
F25 Army	L	58-55
EISL Meet	10th	145 pts.

**1984-85 (10-5)**

N24 Dartmouth	W	65-48
N30 at Harvard	L	89-24
D1 at Brown	L	63-50
D6 West Virginia	L	64-49
D8 Shippensburg	W	74-44
D8 East Carolina	W	60-53
J9 at Johns Hopkins	W	72-41
J12 at Cornell	W	57-56

★ 2010-11 UNITED STATES NAVAL ACADEMY SWIMMING & DIVING ★

# NAVY

★ 2010-11 UNITED STATES NAVAL ACADEMY SWIMMING & DIVING ★

J19 James Madison	W	70-43
J26 Yale	W	67-46
F2 at Penn	W	63-50
F6 Villanova	W	73-40
F16 Princeton	L	67-46
F23 at Columbia	W	67-46
M2 at Army	L	73-40
EISL Meet	8th	165 pts.

### 1985-86 (13-2)

N23 at Dartmouth	W	91-22
N29 Harvard	L	71-42
D3 at West Virginia	W	68-45
D6 East Carolina	W	90-21
D7 at Shippensburg	W	71-42
J8 Johns Hopkins	W	81-30
J11 Cornell	W	59-54
J18 at James Madison	W	66-47
J25 at Yale	W	73-40
F1 Penn	W	88-25
F2 Brown	W	83-30
F5 at Villanova	W	67-46
F15 at Princeton	L	72-41
F22 Columbia	W	78-35
F28 Army	W	63-50
EISL Meet	7th	190.5 pts.
NCAA Meet	T38th	3 pts.

### 1986-87 (10-3)

N14 West Virginia	W	59-52
N21 James Madison	W	130-86
N22 at Dartmouth	W	98-15
N28 Harvard	L	70-42
N30 Princeton	L	80-33
D5 at Army	W	63-50
J10 at Cornell	W	65-48
J14 at Johns Hopkins	W	137-71
J17 at Brown	W	67-46
J24 Yale	W	67-46
J31 at Penn	W	71-42
F4 Villanova	W	145.5-71.5
F21 at Columbia	L	57-56
CAA Meet	1st	651 pts.
EISL Meet	8th	172 pts.

### 1987-88 (10-3)

N3 at James Madison	W	126-88
N14 at East Carolina	W	116-99
N21 at Dartmouth	W	145-66
N27 Harvard	L	130-85
N29 at Princeton	L	146-71
D4 Army	W	130-87
J10 Cornell	W	139-76
J16 Brown	W	140-77
J20 Johns Hopkins	W	150-65
J23 at Yale	W	125-90
J30 Penn	L	110-107
F3 Villanova	W	135-81
F20 Columbia	W	142-74
CAA Meet	1st	625.5 pts.
EISL Meet	6th	216 pts.

### 1988-89 (10-4)

N12 James Madison	W	164.5-78.5
N19 Dartmouth	W	91-22
N20 Duke	W	164-79
N26 at Harvard	L	64-49
N27 Princeton	L	65-48
D2 at Army	L	59-54
J7 at Cornell	W	61-52
J14 at Brown	W	57-56
J15 Denison	W	158-81
J18 at Johns Hopkins	W	142-87
J21 Yale	W	75-38
J28 at Penn	W	59-54
F4 at Villanova	W	129-114
F18 at Columbia	L	64-49
CAA Meet	2nd	572
EISL Meet	7th	197 pts.

### 1989-90 (3-10)

N10 at James Madison	L	130-113
N11 at Duke	W	132-111
N12 at East Carolina	L	125-118
N18 at Dartmouth	L	81-32
N24 Harvard	L	83-30
N26 at Princeton	L	75-37
D2 Army	L	68-45
J7 Cornell	L	64-49
J13 Brown	W	71-39
J17 Jo. Hopkins	W	151-89
J20 at Yale	L	65-48

J27 Penn	L	66-47
F17 Columbia	L	67-46
EISL Meet	17th	79 pts.

### 1990-91 (3-8)

N16 James Madison	L	135-108
N17 Dartmouth	W	131-106
N25 at Harvard	L	153.488.5
D1 at Army	L	130-113
J5 at Cornell	L	139.5-100.5
J12 at Brown	W	149-90
J16 at Johns Hopkins	W	148-83
J19 Yale	L	144-99
J26 at Penn	L	135-102
F9 Princeton	L	150-87
F16 at Columbia	L	136-106
EISL Meet	11th	107.5 pts.

### 1991-92 (5-7)

N2 at James Madison	L	150-93
N16 Duke	W	141.5-99.5
N23 at Dartmouth	L	161-80
N23 vs. Brown	L	163-78
D1 Harvard	L	149-94
D6 Army	W	135-108
J7 Cornell	L	129-114
J15 Johns Hopkins	W	168-68
J18 at Yale	L	133-121
J25 Penn	W	142-101
F8 at Princeton	L	145-91
F15 Columbia	W	128-113
EISL Meet	6th	217 pts.

### 1992-93 (7-4)

N14 Duke	W	144-88
N21 at Dartmouth	W	176-49
N21 vs. Brown	W	127-115
N29 at Harvard	L	202-98
D9 at Army	W	141-102
J10 at Cornell	W	135.5-107.5
J13 at Johns Hopkins	W	142-80
J23 Yale	L	136.5-106.5
J29 at Penn	W	148.5-94.5
F13 Princeton	L	141-96
F20 at Columbia	L	147-96
EISL Meet	4th	305 pts.
NCAA Meet	T36th	7 pts.

### 1993-94 (9-4)

N13 at Duke	W	162-81
N20 Dartmouth	W	171-69
N20 Brown	W	163-79
D3 Army	W	125-118
J9 Cornell	L	126.5-114.5
J12 Johns Hopkins	W	157-79
J14 Harvard	L	178-65
J22 at Yale	L	139-104
J29 Penn	W	149-94
F4 Xavier	W	159-51
F5 at UMBC	W	140-100
F12 at Princeton	L	175-119
F19 Columbia	W	161-80
at EISL Meet	4th	338 pts.
at NCAA Meet	23rd	32 pts.

### 1994-95 (10-2)

N12 Notre Dame	W	159-84
N19 at Dartmouth	W	175-67
N19 vs. Brown	W	170-66
D2 at Army	W	131-112
J8 at Cornell	W	149.5-93.5
J11 at Johns Hopkins	W	156-80
J14 at Harvard	L	195-105
J21 Yale	W	151-92
J28 at Penn	W	143-101
F4 UMBC	W	138-102
F11 Princeton	L	151-90
F18 at Columbia	W	121-120
EISL Meet	4th	379 pts.
NCAA Meet	21st	26 pts.

### 1995-96 (9-2)

N11 Connecticut	W	166-77
N20 at Brown	W	176-66
N20 vs. Dartmouth	W	170-78
D1 Army	W	158.5-84.5
J17 Cornell	W	150-93
J20 at Yale	W	141-99
J27 Penn	W	141-101
F3 at UMBC	W	139-104
F10 at Princeton	L	172-119
F11 Harvard	L	155-88
F17 Columbia	W	177-64
EISL Meet	3rd	501 pts.
NCAA Meet	21st	50 pts.

### 1996-97 (10-3)

O26 George Washington	W	154-82
N16 at Connecticut	L	153-147
N23 Brown	W	150-90
N23 Dartmouth	W	175-67
D6 at Army	W	149-94
J8 Johns Hopkins	W	161-79
J11 at Harvard	L	206-93
J18 at Cornell	W	175-68
J18 vs. Yale	W	126-117
J25 at Penn	W	128-115
F1 UMBC	W	156-89
F8 Princeton	L	131-107
F15 at Columbia	W	130-113
EISL Meet	3rd	420.5 pts.

### 1997-98 (10-2)

N22 at Brown	W	129-113
N22 vs. Dartmouth	W	164-78
D5 Army	W	149-94
J10 Harvard	L	149-93
J14 at Johns Hopkins	W	157-83
J17 at Yale	W	135.5-107.5
J17 vs. Cornell	W	176-67
J24 Penn	W	177-62
J31 at Geo. Washington	W	126.5-114.5
J31 vs. UMBC	W	149-91
F14 at Princeton	L	165-133
F21 Columbia	W	170-73
EISL Meet	4th	379.5 pts.



Noah White '04 was the Patriot League's Swimmer of the Year, the league's scholar-athlete of the year and competed at the U.S. Olympic Trials.

# NAVY

## 1998-99 (8-5)

O24 at Geo. Washington	L	130-111
N14 West Virginia	W	159-80
N21 at Brown	L	150-94
N21 vs. Dartmouth	W	177-66
D4 at Army	W	152-91
J9 at Harvard	L	199-101
J13 Johns Hopkins	W	153-90
J16 Cornell	W	150-93
J16 Yale	L	127-116
J23 at Penn	W	158-81
F6 UMBC	W	147-94
F13 Princeton	L	169-121
F20 at Columbia	W	127-116
EISL Meet	5th	740.5 pts.

## 1999-2000 (9-3)

N10 George Washington	W	148-92
N20 Brown	W	141-102
N20 Dartmouth	W	201-40
D3 Army	W	173-71
J8 Harvard	L	161-82
J12 at Johns Hopkins	W	147-93
J15 at Cornell	W	138-105
J15 vs. Yale	L	125-118
J22 Penn	W	132-72
J29 at UMBC	W	132-109
F12 at Princeton	L	186.5-125.5
F19 Columbia	W	125-116
EISL Meet	4th	843 pts.

## 2000-01 (7-5)

O28 Johns Hopkins	W	167-74
N8 at Geo. Washington	W	157-80
N18 at Dartmouth	W	191-52
N18 vs. Brown	L	142-101
D1 at Army	W	130-113
J6 at Harvard	L	211-89
J13 at Yale	L	135-88
J13 vs. Cornell	W	138-88
J20 at Penn	L	137-106
J27 UMBC	W	126-117
F10 Princeton	L	164-78
F17 at Columbia	W	134-109
EISL Meet	5th	720 pts.

## 2001-02 (5-7)

O27 at Johns Hopkins	L	121-84
N3 at UMBC	L	130-113
N7 George Washington	W	158-85
N17 at Brown	L	130-94
N17 vs. Dartmouth	W	161-82
N30 Army	W	160-83
J5 Harvard	L	195-102
J12 Cornell	L	128-115
J12 Yale	L	143-100
J19 Penn	W	160-83
J26 Columbia	W	154-89
F9 at Princeton	L	174-111
EISL Meet	7th	500 pts.

## 2002-03 (6-6)

O25 Johns Hopkins	W	125-112
N2 UMBC	W	132-110
N13 at Geo. Washington	W	146-91
N23 Brown	W	154-88
N23 Dartmouth	W	172-71
D4 at Army	W	156-87
J4 at Harvard	L	169-73

J11 at Cornell	L	141.5-101.5
J11 vs. Yale	L	138-103
J18 at Penn	L	138-104
F8 Princeton	L	206-80
F15 at Columbia	L	150-93
EISL Meet	6th	640.5 pts.

## 2003-04 (8-9)

O3 Air Force	L	167-133
O18 Lafayette	W	238-66
O18 Rider	W	219-81
O24 at Johns Hopkins	W	125-112
N1 at UMBC	W	122-121
N12 George Washington	W	145-88
N14 American	W	161-133
N14 Bucknell	W	222-78
N22 at Dartmouth	L	140-101
N22 vs. Brown	L	126-114
D4 Army	W	151-92
J3 Harvard	L	204-94
J10 at Yale	L	142-99
J10 vs. Cornell	L	122.5-120.5
J31 Penn	L	123-120
F7 at Princeton	L	170-122
F14 Columbia	L	132-110
Patriot League	1st	810 pts.
EISL Meet	6th	695.5pts.
NCAA Meet	T28th	14 pts.

## 2004-05 (10-6)

O16 Lafayette	W	202-82
O16 Rider	W	175-120
O23 Johns Hopkins	W	141-96
O29 UMBC	L	122-121
N10 George Washington	W	155-82
N13 Bucknell	W	234-66
N13 UNC Wilmington	W	167-131
N20 at Brown	W	134-107
N20 vs. Dartmouth	W	162-81
D2 at Army	W	130-113
J8 at Harvard	L	187-113
J15 Cornell	L	122-121
J15 Yale	W	136-107
J29 at Penn	L	130-113
F5 Princeton	L	167-133
F12 at Columbia	L	166-134
Patriot League	1st	822.5 pts.
EISL Meet	8th	686 pts.

## 2005-06 (10-5)

O15 George Washington	W	188-105
O15 Loyola	W	219.5-69.5
O21 Johns Hopkins	W	172-117
O29 at UMBC	W	127-116
N12 at Bucknell	W	193-107
N12 vs. Lafayette	W	165-120
N19 Brown	W	143-100
N19 Dartmouth	W	169-74
D1 Army	W	179-64
J7 Harvard	L	170-130
J14 at Cornell	L	149-94
J14 vs. Yale	L	136-107
J28 Penn	W	140.5-100.5
F11 at Princeton	L	180-63
F1a vs. Columbia	L	149-94
Patriot League	1st	853 pts.
EISL Meet	6th	770 pts.

## 2006-07 (12-4)

O14 at Loyola	W	184-99
O14 vs. Catholic	W	223-61
O14 vs. Geo. Washington	W	207-83
O21 Johns Hopkins	W	169.5-101.5
O28 UMBC	W	154.5-86.5
N11 at Bucknell	W	234-66
N11 vs. Lafayette	W	241-58
N18 at Dartmouth	W	199-43
N18 vs. Brown	W	140-103
N30 at Army	W	196-104
D10 Princeton	W	165-135
J6 at Harvard	L	188-112
J13 at Yale	L	211.5-88.5
J13 vs. Cornell	L	218.5-81.5
J27 at Penn	W	176-124
F2 at Columbia	L	172-128
Patriot League	1st	864 pts.
EISL Meet	6th	801.5 pts.

## 2007-08 (15-2)

O13 Catholic	W	223-66
O13 George Washington	W	207.5-82.5
O13 Loyola	W	194-101
O19 Johns Hopkins	W	162-95
O27 at UMBC	W	137-101
N10 American	W	169-98
N10 Bucknell	W	159-125
N10 Lafayette	W	168-109
N17 at Brown	W	139.5-103.5
N17 vs. Dartmouth	W	202.5-40.5
N29 Army	W	231-69
J5 Harvard	L	176-124
J12 Cornell	W	174-126
J12 Yale	W	159-141
J26 Penn	W	164.5-116.5
F8 Columbia	W	176-119
F9 at Princeton	L	183-109
Patriot League	1st	887 pts.
EISL Meet	5th	869.5 pts.

## 2008-09 (17-2)

O11 at Loyola	W	135-116
O11 vs. Boston College	W	203-89
O11 Catholic	W	207-76
O17 Johns Hopkins	W	140-117
O25 UMBC	W	169-126
N8 at Bucknell	W	159-124
N8 vs. American	W	190-67
N8 vs. Lafayette	W	182-104
N22 Brown	W	155-131
N22 Dartmouth	W	179-110
D4 at Army	W	214.5-85.5
D9 Maryland	W	159-111
J3 at Harvard	L	188-112
J10 at Cornell	W	154.5-145.5
J10 vs. Yale	W	202-98
J24 at Penn	W	178.5-118.5
J24 vs. Rider	W	196-87
F6 at Columbia	W	162-133
F7 Princeton	L	155.5-144.5
Patriot League	1st	1031.5 pts.
ECAC	1st	703.5 pts.
NCAA	37th	4 pts.

## 2009-10 (13-1)

O10 George Mason	W	164-125
O10 Loyola	W	161-109
O16 Johns Hopkins	W	145-115
O24 at UMBC	W	156-133
N7 American	W	173-104
N7 Bucknell	W	156-122
N7 Lafayette	W	174-106
N21 at Dartmouth	W	169-129
N21 vs. Brown	W	152-143
D10 Army	W	236-64
J9 at Maryland	W	160-129
J23 at Yale	W	152-142
J29 Virginia	L	160-128
F5 Columbia	W	158-131
Patriot League	1st	1047 pts.
ECAC	6th	673.5 pts.
NCAA	T32nd	3 pts.



Tim Gallaudet '86 still holds top-10 times in several distance freestyle events.

★ 2010-11 UNITED STATES NAVAL ACADEMY SWIMMING & DIVING ★

# NAVY

## Women's Army-Navy Series History

### Series Records

Overall	Navy leads, 25-4
at Annapolis	Navy leads, 14-1
at West Point	Navy leads, 11-3

### Navy Coaches vs. Army

Lee Lawrence	3-1
Dick Purdy	16-3
John Morrison	6-0

### Year-by-Year Series Results

Date	Site	Won By	Score
F20, 82	Annapolis	Navy	90-50
F19, 83	West Point	Navy	87-62
F24, 84	Annapolis	Navy	83-57
M1, 85	West Point	Army	90-50
F27, 86	Annapolis	Army	97-43
F27, 87	West Point	Army	180.5-87.5
F27, 88	Annapolis	Navy	148-120
D1, 88	West Point	Army	168-130
D1, 89	Annapolis	Navy	184-114
N30, 90	West Point	Navy	161-139

Date	Site	Won By	Score
D5, 91	Annapolis	Navy	193-107
D3, 92	West Point	Navy	203-97
D2, 93	Annapolis	Navy	186-114
D1, 94	West Point	Navy	200.5-99.5
N30, 95	Annapolis	Navy	229-71
D5, 96	West Point	Navy	171-129
D4, 97	Annapolis	Navy	153-146
D3, 98	West Point	Navy	189-111
D2, 99	Annapolis	Navy	152-148

Date	Site	Won By	Score
N30, 00	West Point	Navy	151-149
N29, 01	Annapolis	Navy	196-104
D4, 02	West Point	Navy	178-122
D4, 03	Annapolis	Navy	163-137
D2, 04	West Point	Navy	182-118
D1, 05	Annapolis	Navy	188.5-111.5
N30, 06	West Point	Navy	215-85
N29, 07	Annapolis	Navy	206-94
D4, 08	West Point	Navy	211-84
D10, 09	Annapolis	Navy	202-95

★ 2010-11 UNITED STATES NAVAL ACADEMY SWIMMING & DIVING ★



*Two-time league swimmer of the year Aubra Thomas '07 is tied for the most individual event races won at the Army-Navy meet over the course of a career with nine.*



*Katie Griffin '08 won five events over her career at Army-Navy meets and was selected as the Patriot League Diver of the Year twice.*



*Julia Mason '99, who competed at the 1996 NCAA Championship, totaled five breaststroke event wins at Army-Navy meets in her career.*

# NAVY

## Men's Army-Navy Series History

### Series Records

Overall	Navy leads, 43-29
at Annapolis	Navy leads, 24-13
at West Point	Navy leads, 19-16

### Navy Coaches vs. Army


Henry Ortland Jr.	5-7
John Higgins	10-13
Lee Lawrence	21-9
Bill Roberts	7-0

### Year-by-Year Series Results

Date	Site	Won By	Score
M4, 39	Annapolis	Army	48-27
M2, 40	Annapolis	Navy	38-37
M1, 41	West Point	Army	45-30
M7, 42	Annapolis	Army	44-31
M6, 43	West Point	Navy	46-29
M4, 44	Annapolis	Navy	42-33
M3, 45	West Point	Army	44-31
M2, 46	Annapolis	Navy	44-31
M1, 47	West Point	Navy	46-29
M6, 48	Annapolis	Army	39-36
M5, 49	West Point	Army	48-27
F4, 50	Annapolis	Army	61-14
M3, 51	West Point	Army	40-35
M1, 52	Annapolis	Army	46-38
F28, 53	West Point	Navy	56-28
F27, 54	Annapolis	Navy	45-39
F26, 55	West Point	Navy	44-40
M3, 56	Annapolis	Navy	46-38
M2, 57	West Point	Army	57-39
M1, 58	Annapolis	Army	48-38
F28, 59	West Point	Army	48-38
F27, 60	Annapolis	Navy	67-28
F25, 61	West Point	Navy	56-39
F24, 62	Annapolis	Navy	52-43

Date	Site	Won By	Score
F23, 63	West Point	Army	69-26
F29, 64	Annapolis	Army	68-27
F27, 65	West Point	Army	62-33
F27, 66	Annapolis	Army	55-40
F25, 67	West Point	Army	52-43
F24, 68	Annapolis	Army	58-55
M1, 69	West Point	Army	70-43
F28, 70	Annapolis	Navy	70-43
F27, 71	West Point	Army	73-40
F26, 72	Annapolis	Navy	75-38
F24, 73	West Point	Navy	60-53
F23, 74	Annapolis	Navy	75.5-37.5
F22, 75	West Point	Army	68-45
F28, 76	Annapolis	Army	67-46
F26, 77	West Point	Navy	68-45
F25, 78	Annapolis	Army	64-49
F24, 79	West Point	Army	67-46
F23, 80	Annapolis	Navy	62-51
F28, 81	West Point	Navy	72-41
F27, 82	Annapolis	Navy	74-39
F26, 83	West Point	Navy	65-48
F25, 84	Annapolis	Army	58-55
M2, 85	West Point	Army	73-40
F28, 86	Annapolis	Navy	63-50

Date	Site	Won By	Score
D5, 86	West Point	Navy	63-50
D4, 87	Annapolis	Navy	130-87
D2, 88	West Point	Army	59-54
D2, 89	Annapolis	Army	68-45
D1, 90	West Point	Army	130-113
D6, 91	Annapolis	Navy	135-108
D9, 92	West Point	Navy	141-102
D3, 93	Annapolis	Navy	125-118
D2, 94	West Point	Navy	131-112
D1, 95	Annapolis	Navy	158.5-84.5
D6, 96	West Point	Navy	149-94
D5, 97	Annapolis	Navy	149-94
D4, 98	West Point	Navy	152-91
D3, 99	Annapolis	Navy	173-71
D1, 00	West Point	Navy	130-113
N30, 01	Annapolis	Navy	160-83
D4, 02	West Point	Navy	156-87
D4, 03	Annapolis	Navy	151-92
D2, 04	West Point	Navy	130-113
D1, 05	Annapolis	Navy	179-64
N30, 06	West Point	Navy	196-104
N29, 07	Annapolis	Navy	231-69
D4, 08	West Point	Navy	214.5-85.5
D10, 09	Annapolis	Navy	236-64



*Britton Smith '98, a two-time Academic All-American, is the only swimmer in Army-Navy series history to have won the same two individual events at the meet in four straight years.*



*Joe Smutz '06, the league's swimmer of the year during his senior season, placed second three times in individual events and won a pair of relay event in Army-Navy meets in his career.*



*Two-time H.M. All-American Mike Linn '06 won the 50 free event at each of his four Army-Navy meets. Also, his 10 Patriot League relay event crowns is a league record.*

★ 2010-11 UNITED STATES NAVAL ACADEMY SWIMMING & DIVING ★

# NAVY

## Women's Records

Event	Navy (M)	Navy (Y)	Lejeune Hall (M)	Lejeune Hall (Y)	Patriot League (Y)	Patriot League Meet (Y)
<b>100 Back</b>	1:03.94 (D1, 05) Jennie Spencer	<b>56.32 (F18, 10)</b> <i>Kellie Darmody</i>	1:01.86 (J29, 10) Lauren Smart, Virginia	52.32 (M6, 10) <i>Elizabeth Pelton, NBAC</i>	54.55 (F19, 10) Courtney Warren, Bucknell	54.55 (F19, 10) Courtney Warren, Bucknell
<b>200 Back</b>	2:14.08 (N7, 09) Tara Chapmon	2:00.46 (F21, 09) Jennie Spencer	2:14.08 (N7, 09) Tara Chapmon, Navy	1:50.72 (M7, 10) <i>Elizabeth Pelton, NBAC</i>	1:58.67 (F21, 09) Erin McGraw, Colgate	1:58.67 (F21, 09) Erin McGraw, Colgate
<b>100 Breast</b>	1:10.65 (N4, 06) Mallory Dietrich	<b>1:01.89 (F19, 10)</b> <i>Laura Gorinski</i>	1:10.65 (N4, 06) Mallory Dietrich, Navy	<b>1:01.89 (F19, 10)</b> <i>Laura Gorinski, Navy</i>	1:00.86 (M1, 09) Emily Murphy, Colgate	1:01.23 (F20, 09) Dory Isaacs, American 1:01.23 (F20, 09) Emily Murphy, Colgate
<b>200 Breast</b>	2:32.47 (O28, 06) Mallory Dietrich	<b>2:13.51 (F20, 10)</b> <i>Laura Gorinski</i>	2:32.47 (O28, 06) Mallory Dietrich, Navy	<b>2:13.51 (F20, 10)</b> <i>Laura Gorinski, Navy</i>	2:13.46 (F21, 09) Emily Murphy, Colgate	2:13.46 (F21, 09) Emily Murphy, Colgate
<b>100 Fly</b>	<b>1:01.79 (J29, 10)</b> <i>Toni Paruso</i>	<b>54.66 (F19, 10)</b> <i>Toni Paruso</i>	1:01.56 (J29, 10) Liz Shaw, Virginia	52.61 (D17, 04) Katie Hoff, NBAC	54.08 (F20, 09) Erin McGraw, Colgate	54.08 (F20, 09) Erin McGraw, Colgate
<b>200 Fly</b>	2:17.10 (O28, 06) Mallory Dietrich	<b>2:01.99 (F28, 10)</b> <i>Toni Paruso</i>	2:16.09 (J29, 10) Claire Crippen, Virginia	1:54.53 (D9, 07) Katie Hoff, NBAC	1:59.82 (F20, 10) <i>Erin McGraw, Colgate</i>	1:59.82 (F20, 10) <i>Erin McGraw, Colgate</i>
<b>50 Free</b>	25.46 (J17, 09; D10, 09) Thuy-Mi Dinh	22.36 (F19, 09) Thuy-Mi Dinh	25.34 (J29, 10) Lauren Perdue, Virginia	22.37 (J21, 08) Thuy-Mi Dinh, Navy	22.36 (F19, 09) Thuy-Mi Dinh, Navy	22.36 (F19, 09) Thuy-Mi Dinh, Navy
<b>100 Free</b>	56.09 (D10, 09) Thuy-Mi Dinh	49.88 (M20, 10) Tara Chapmon	56.09 (D10, 09) Thuy-Mi Dinh, Navy	48.82 (D9, 07) Katie Hoff, NBAC	49.49 (M1, 09) Ashley Bottger, Colgate	49.87 (F21, 09) Ashley Bottger, Colgate
<b>200 Free</b>	2:00.33 (J29, 10) Tara Chapmon	1:46.17 (F19, 10) Tara Chapmon	1:57.69 (J29, 10) Lauren Perdue, Virginia	1:43.10 (D8, 07) Katie Hoff, NBAC	1:46.17 (F19, 10) Tara Chapmon, Navy	1:46.17 (F19, 10) Tara Chapmon, Navy
<b>400-m Free</b>	4:15.08 (D10, 09) Tara Chapmon	4:43.44 (F18, 10) Tara Chapmon	4:15.08 (D10, 09) Tara Chapmon, Navy	4:30.47 (D8, 07) Katie Hoff, NBAC	4:43.44 (F18, 10) Tara Chapmon, Navy	4:43.44 (F18, 10) Tara Chapmon, Navy
<b>800-m Free</b>	8:51.09 (N29, 07) Tara Chapmon	9:56.91 (F20, 10) Tara Chapmon	8:50.84 (J29, 10) Joanna Thomas, Virginia	9:10.77 (D7, 07) Katie Hoff, NBAC		
<b>1000-y Free</b>	17:14.04 (J31, 96) Heidi Fearon	16:25.55 (F20, 10) Tara Chapmon	17:14.04 (J31, 96) Heidi Fearon, Navy	15:24.35 (M2, 08) Katie Hoff, NBAC	16:25.55 (F20, 10) Tara Chapmon, Navy	16:25.55 (F20, 10) Tara Chapmon, Navy
<b>1650-y Free</b>	2:20.31 (N29, 07) Kelly Zahalka	<b>2:01.77 (F18, 10)</b> <i>Laura Gorinski</i>	2:19.12 (J29, 10) Katya Bachrouche, Virginia	1:53.77 (D7, 07) Katie Hoff, NBAC	2:00.67 (F19, 09) Emily Murphy, Colgate	2:00.67 (F19, 09) Emily Murphy, Colgate
<b>400 IM</b>	5:02.47 (J28, 06) Kelly Zahalka	4:22.95 (F17, 07) Kelly Zahalka	4:57.00 (F8, 08) Kelly Zahalka, Navy	4:00.66 (D8, 07) Katie Hoff, NBAC	4:15.63 (F20, 09) Caren Guyett, Colgate	4:15.63 (F20, 09) Caren Guyett, Colgate
<b>200 FR</b>	<b>1:47.68 (N10, 07)</b> Thuy-Mi Dinh, Allison Ranzau, Rachel Gray, Sarah Dorenkott	<b>1:31.63 (F18, 10)</b> Thuy-Mi Dinh, Toni Paruso, Kellie Darmody, Tara Chapmon	1:45.45 (J29, 2010) Meredith Perdue, Meredith Cavalier, Lauren Smart, Kelly Flynn, Virginia	<b>1:31.63 (F18, 10)</b> Thuy-Mi Dinh, Toni Paruso, Kellie Darmody, Tara Chapmon, Navy	1:31.57 (F19, 09) Emily Peck, Beverly Walker, Emily Murphy, Ashley Bottger, Colgate	1:31.57 (F19, 09) Emily Peck, Beverly Walker, Emily Murphy, Ashley Bottger, Colgate
<b>400 FR</b>	<b>3:52.07 (D10, 09)</b> Thuy-Mi Dinh, Allison Ranzau, Kellie Darmody, Tara Chapmon	<b>3:22.18 (F20, 10)</b> Tara Chapmon, Hollis Capuano, Allison Ranzau, Thuy-Mi Dinh	<b>3:52.07 (D10, 09)</b> Thuy-Mi Dinh, Allison Ranzau, Kellie Darmody, Tara Chapmon, Navy	<b>3:22.18 (F20, 10)</b> Tara Chapmon, Hollis Capuano, Allison Ranzau, Thuy-Mi Dinh, Navy	3:20.55 (F21, 09) Beverly Walker, Lisa Marchi, Emily Murphy, Ashley Bottger, Colgate	3:20.55 (F21, 09) Beverly Walker, Lisa Marchi, Emily Murphy, Ashley Bottger, Colgate
<b>800 FR</b>	8:41.40 (O15, 05) Jennie Spencer, Rachel Gray, Aubra Thomas, Kelly Zahalka	<b>7:23.82 (F19, 10)</b> Tara Chapmon, Thuy-Mi Dinh, Hollis Capuano, Allison Ranzau	8:41.40 (O15, 05) Jennie Spencer, Rachel Gray, Aubra Thomas, Kelly Zahalka, Navy	7:14.45 (D8, 07) Katie Hoff, Felicia Lee, Jessie Krebs, Andi Staub, NBAC	7:21.64 (F20, 09) Lisa Marchi, Emily Peck, Caren Guyett, Erin McGraw, Colgate	7:21.64 (F20, 09) Lisa Marchi, Emily Peck, Caren Guyett, Erin McGraw, Colgate
<b>200 MR</b>	<b>1:56.03 (D10, 09)</b> Kellie Darmody, Mallory Dietrich, Toni Paruso, Thuy-Mi Dinh	<b>1:42.21 (F19, 10)</b> Kellie Darmody, Laura Gorinski, Toni Paruso, Thuy-Mi Dinh	<b>1:56.03 (D10, 09)</b> Kellie Darmody, Mallory Dietrich, Toni Paruso, Thuy-Mi Dinh, Navy	<b>1:42.21 (F19, 10)</b> Kellie Darmody, Laura Gorinski, Toni Paruso, Thuy-Mi Dinh, Navy	1:41.12 (F20, 09) Beverly Walker, Emily Murphy, Erin McGraw, Ashley Bottger, Colgate	1:41.12 (F20, 09) Beverly Walker, Emily Murphy, Erin McGraw, Ashley Bottger, Colgate
<b>400 MR</b>	4:23.95 (O29, 04) Jamie Call, Aubra Thomas, Tori Throckmorton, Kelly Freeburn	<b>3:42.11 (F18, 10)</b> Kellie Darmody, Laura Gorinski, Toni Paruso, Tara Chapmon	4:23.89 (O28, 06) Agnes Stanislawski, Tina Cantwell, Kate Chialastri, Lindsey Engler, UMBC	<b>3:42.11 (F18, 10)</b> Kellie Darmody, Laura Gorinski, Toni Paruso, Tara Chapmon, Navy	3:39.23 (F19, 09) Beverly Walker, Emily Murphy, Erin McGraw, Ashley Bottger, Colgate	3:39.23 (F19, 09) Beverly Walker, Emily Murphy, Erin McGraw, Ashley Bottger, Colgate
IM Dive - 6		296.70 (J15, 92) Stacia Johnson, Navy	296.70 (J15, 92) Stacia Johnson, Navy			
M Dive - 10		422.55 (F6, 91) Stacia Johnson	460.35 (M11, 00) Jamie Tomazich, Pittsburgh		400.20 (F27, 92) Stacia Johnson, Navy	400.20 (F27, 92) Stacia Johnson, Navy
3M Dive - 6		326.85 (N10, 07) Katie Griffin, Navy	326.85 (N10, 07) Katie Griffin, Navy			
3M Dive - 11		498.85 (1984-85) Theresa Michal	544.45 (1982) Kelly McCormack, Ohio St.		500.35 (F26,05) Chelsea Haviland, Army	500.35 (F26, 05) Chelsea Haviland, Army

2010-11 swimmers listed in **bold** ... 2009-10 times listed in *italics*

★ 2010-11 UNITED STATES NAVAL ACADEMY SWIMMING & DIVING ★

# NAVY

## Men's Records

Event	Navy (M)	Navy (Y)	Lejeune Hall (M)	Lejeune Hall (Y)	Patriot League (Y)	Patriot League Meet (Y)
<b>100 Back</b>	55.43 (D1, 05) Kevin Mukri	48.61 (F23, 07) Kevin Mukri	55.43 (J3, 04) David Cromwell, Harvard 55.43 (D1, 05) Kevin Mukri	46.73 (D12, 09) Michael Phelps, NBAC	48.61 (F23, 07) Kevin Mukri, Navy	48.69 (F19, 09) Andrew Hetzner, Navy
<b>200 Back</b>	<b>2:01.24 (D10, 09)</b> <i>Sam Martinette</i>	1:45.35 (F21, 09) Andrew Hetzner	1:59.42 (J7, 06) David Cromwell, Harvard	1:41.55 (M18, 04) Michael Phelps, NBAC	1:45.35 (F21, 09) Andrew Hetzner, Navy	1:45.35 (F21, 09) Andrew Hetzner, Navy
<b>100 Breast</b>	<b>1:02.74 (D10, 09)</b> <i>Pete Donahue</i>	55.05 (M29, 96) Ian Johnston	<b>1:02.74 (D10, 09)</b> <i>Pete Donahue, Navy</i>	<i>55.19 (D11, 09)</i> <i>Ben Hesen, NBAC</i>	53.77 (M28, 03) Dominick Szabo, American	54.89 (F21, 03) Dominick Szabo, American
<b>200 Breast</b>	<i>2:11.13 (D10, 09)</i> <i>Adam Meyer</i>	1:57.26 (J10, 09) Adam Meyer	<i>2:11.13 (D10, 09)</i> <i>Adam Meyer, Navy</i>	1:59.50 (M10, 03) Michael Phelps, NBAC	1:57.26 (J10, 09) Adam Meyer, Navy	2:00.01 (F22, 03) Ethan Bassett, American
<b>100 Fly</b>	54.52 (D9, 08) Adam Meyer	47.33 (F20, 09) Adam Meyer	54.52 (D9, 08) Adam Meyer, Navy	46.98 (M10, 02) Michael Phelps, NBAC	47.33 (F20, 09) Adam Meyer, Navy	47.33 (F20, 09) Adam Meyer, Navy
<b>200 Fly</b>	1:55.55 (D9, 08) Adam Meyer	1:42.54 (F21, 09) Adam Meyer	1:55.55 (D9, 08) Adam Meyer, Navy	<i>1:39.65 (M7, 10)</i> <i>Michael Phelps, NBAC</i>	1:42.54 (F21, 09) Adam Meyer, Navy	1:42.54 (F21, 09) Adam Meyer, Navy
<b>50 Free</b>	22.34 (M25, 04) Noah White	19.74 (F26, 04) Noah White	22.36 (D1, 05) Mike Linn, Navy	19.74 (F26, 04) Noah White, Navy	19.74 (F26, 04) Noah White, Navy	19.74 (F26, 04) Noah White, Navy
<b>100 Free</b>	47.91 (M27, 04) Noah White	43.96 (F25, 06) Mike Linn	49.48 (D1, 05) Mike Linn, Navy	43.95 (M21, 04) Michael Phelps, NBAC	43.96 (F25, 06) Mike Linn, Navy	43.96 (F25, 06) Mike Linn, Navy
<b>200 Free</b>	<b>1:48.12 (D10, 09)</b> <i>Mac Anthony</i>	<b>1:36.29 (F20, 09)</b> <i>Mac Anthony</i>	<b>1:48.12 (D10, 09)</b> <i>Mac Anthony, Navy</i>	<i>1:33.14 (D11, 09)</i> <i>Michael Phelps, NBAC</i>	<b>1:36.29 (F20, 09)</b> <i>Mac Anthony, Navy</i>	<b>1:36.29 (F20, 09)</b> <i>Mac Anthony, Navy</i>
<b>400-m Free</b>	<b>3:53.78 (D9, 08)</b> <i>Erik Hunter</i>	<b>4:18.56 (F19, 09)</b> <i>Erik Hunter</i>	3:47.78 (M3, 83) Tony Corbisiero, Columbia	4:20.72 (M1, 08) Dan Madwed, NBAC	<b>4:18.56 (F19, 09)</b> <i>Erik Hunter, Navy</i>	<b>4:18.56 (F19, 09)</b> <i>Erik Hunter, Navy</i>
<b>500-y Free</b>	<b>8:00.53 (D9, 08)</b> <i>Erik Hunter</i>	<b>8:59.52 (F21, 09)</b> <i>Erik Hunter</i>	7:55.19 (F20, 82) Tony Corbisiero, Columbia	9:03.08 (D12, 08) Drew Cosgarea, NBAC		
<b>800-m Free</b>	<b>15:18.54 (D10, 09)</b> <i>Justin Vagts</i>	<b>14:58.72 (F21, 09)</b> <i>Justin Vagts</i>	14:52.90 (M5, 83) Tony Corbisiero, Columbia	15:01.51 (D7, 01) Michael Phelps, NBAC	<b>14:58.72 (F21, 09)</b> <i>Erik Hunter, Navy</i>	<b>14:58.72 (F21, 09)</b> <i>Erik Hunter, Navy</i>
<b>1650-y Free</b>	<i>1:59.23 (D10, 09)</i> <i>Adam Meyer</i>	1:44.49 (M26, 09) Adam Meyer	<i>1:59.23 (D10, 09)</i> <i>Adam Meyer, Navy</i>	<i>1:40.58 (M6, 10)</i> <i>Michael Phelps, NBAC</i>	1:44.49 (M26, 09) Adam Meyer, Navy	1:45.33 (F19, 09) Adam Meyer, Navy
<b>400 IM</b>	4:23.23 (N7, 09) Adam Meyer	<b>3:51.24 (F20, 09)</b> <i>Erik Hunter</i>	4:22.46 (M4, 83) David Barnes, Harvard	<i>3:39.01 (M5, 10)</i> <i>Michael Phelps, NBAC</i>	<b>3:51.24 (F20, 09)</b> <i>Erik Hunter, Navy</i>	<b>3:51.24 (F20, 09)</b> <i>Erik Hunter, Navy</i>
<b>200 FR</b>	1:29.63 (M25, 04) Noah White, Mike Linn, Joe Smutz, Terrence Fenningham	1:18.92 (F27, 04) Joe Smutz, Mike Linn, Terrence Fenningham, Noah White	1:31.11 (J3, 04) Kemi George, David Cromwell, Brad Burns, Andrew Krna, Harvard	1:18.92 (F27, 04) Noah White, Joe Smutz, Mike Linn, Terrence Fenningham, Navy	1:18.92 (F27, 04) Joe Smutz, Mike Linn, Terrence Fenningham, Noah White, Navy	1:19.59 (F26, 04) Joe Smutz, Mike Linn, Terrence Fenningham, Noah White, Navy
<b>400 FR</b>	3:19.43 (M27, 04) Noah White, Terrence Fenningham, Joe Smutz, Mike Linn	2:57.16 (M6, 04) Joe Smutz, Marshall Boyd, Terrence Fenningham, Noah White	3:21.60 (D4, 03) Terrence Fenningham, Mike Linn, Marshall Boyd, Noah White, Navy	<b>3:00.45 (F20, 10)</b> <i>Mac Anthony,</i> <i>Aaron Aiken,</i> <i>Marshall Daniels,</i> <i>Jack Curran, Navy</i>	2:57.16 (M6, 04) Joe Smutz, Marshall Boyd, Terrence Fenningham, Noah White, Navy	<b>2:58.39 (F21, 09)</b> <i>Mac Anthony,</i> <i>Aaron Aiken,</i> <i>Nathan Durham,</i> <i>Alex Oldenkamp, Navy</i>
<b>800 FR</b>	7:45.74 (F5, 05) Tyler Hill, Christian Nielsen, Danny Flemming, Jake Keefe	<b>6:33.89 (F20, 09)</b> <i>Mac Anthony,</i> <i>Aaron Aiken,</i> Jack Curran, Nathan Durham	7:27.72 (M4, 83) Thomas Roberts, Andrew Lockman, David Barnes, Thomas Verdin, Harvard	<b>6:36.10 (F19, 10)</b> <i>Erik Hunter,</i> <i>Adam Meyer,</i> <i>Jack Curran,</i> <i>Mac Anthony, Navy</i>	<b>6:33.89 (F20, 09)</b> <i>Mac Anthony,</i> <i>Aaron Aiken,</i> Jack Curran, Nathan Durham, <b>Navy</b>	<b>6:33.89 (F20, 09)</b> <i>Mac Anthony,</i> <i>Aaron Aiken,</i> <i>Jack Curran,</i> Nathan Durham, <b>Navy</b>
<b>200 MR</b>	<b>1:42.05 (D10, 09)</b> <i>Andrew Hetzner,</i> <i>Andrew Utama,</i> <i>Adam Meyer,</i> <i>Aaron Aiken</i>	<b>1:29.11 (F20, 09)</b> Andrew Hetzner, Ari Molina, Adam Meyer, Alex Oldenkamp	<b>1:42.05 (D10, 09)</b> <i>Andrew Hetzner,</i> <i>Andrew Utama,</i> <i>Adam Meyer,</i> <i>Aaron Aiken, Navy</i>	1:31.14 (F24, 06) Kevin Mukri, Ari Molina, Mike Linn, Joe Smutz, Navy	1:29.11 (F20, 09) Andrew Hetzner, Ari Molina, Adam Meyer, Alex Oldenkamp, Navy	1:29.11 (F20, 09) Andrew Hetzner, Ari Molina, Adam Meyer, Alex Oldenkamp, Navy
<b>400 MR</b>	3:43.22 (D1, 05) Kevin Mukri, Ari Molina, Aaron Recko, Joe Smutz	3:15.01 (F19, 09) Andrew Hetzner, Ari Molina, Adam Meyer, Alex Oldenkamp	3:43.22 (D1, 05) Kevin Mukri, Ari Molina, Aaron Recko, Joe Smutz, Navy	3:18.80 (F26, 04) Kevin Clements, James Barone, Michael Phelps, Dominick Szabo, NBAC	3:15.01 (F19, 09) Andrew Hetzner, Ari Molina, Adam Meyer, Alex Oldenkamp, Navy	3:15.01 (F19, 09) Andrew Hetzner, Ari Molina, Adam Meyer, Alex Oldenkamp, Navy
<b>IM Dive – 6</b>			384.60 (2004) Kevin Teague, Navy			
<b>IM Dive – 11</b>			558.20 (M14, 96) Nate Smith		532.40 (F19, 94) Greg Sobo, Colgate	532.40 (F19, 94) Greg Sobo, Colgate
<b>3M Dive – 6</b>			418.12 (M4, 95) Nate Smith			
<b>3M Dive – 11</b>			703.50 (1988) Greg Louganis		599.25 (F24, 05) Kevin Teague, Navy	599.25 (F24, 05) Kevin Teague, Navy

2010-11 swimmers listed in **bold** ... 2009-10 times listed in *italics*

★ 2010-11 UNITED STATES NAVAL ACADEMY SWIMMING & DIVING ★

# NAVY

## Top-10 Women's Individual Event Times (yards)

### 100 Backstroke - Performances

1.	<i>Kellie Darmody</i>	<b>56.32</b>	<i>F18, 2010 PLC</i>
2.	<i>Hollis Capuano</i>	<b>56.58</b>	<i>F19, 2010 PLC</i>
3.	<i>Kellie Darmody</i>	<b>56.72</b>	<i>F19, 2010 PLC</i>
4.	<i>Toni Paruso</i>	<b>56.80</b>	<i>F19, 2010 PLC</i>
5.	Jennie Spencer	56.89	F20, 2009 PLC
6.	<i>Kellie Darmody</i>	<b>56.98</b>	<i>F19, 2010 PLC</i>
7.	Tori Throckmorton	57.06	F27, 2004 PLC
8.	Jennie Spencer	57.07	F24, 2006 PLC
9.	Jennie Spencer	57.10	F20, 2009 PLC
10.	Jennie Spencer	57.16	F24, 2006 PLC



**Kellie Darmody**

### 100 Backstroke - Performers

1.	<i>Kellie Darmody</i>	<b>56.32</b>	<i>F18, 2010 PLC</i>
2.	<i>Hollis Capuano</i>	<b>56.58</b>	<i>F19, 2010 PLC</i>
3.	<i>Toni Paruso</i>	<b>56.80</b>	<i>F19, 2010 PLC</i>
4.	Jennie Spencer	56.89	F20, 2009 PLC
5.	Tori Throckmorton	57.06	F27, 2004 PLC
6.	<i>Sarah Lindberg</i>	<b>57.10</b>	<b>F20, 2009 PLC</b>
7.	Thuy-Mi Dinh	57.45	F20, 2009 PLC
8.	Stacey Haynes	58.36	F16, 1996 PLC
9.	<i>Natalie Albertson</i>	<b>58.42</b>	<b>F28, 2009 ECAC</b>
10.	Debbie Williams	58.47	M10, 1988 NCAA

### 200 Backstroke - Performances

1.	Jennie Spencer	2:00.46	F21, 2009 PLC
2.	<i>Tara Chapmon</i>	<i>2:01.31</i>	<i>J16, 2010 Vermont</i>
3.	Jennie Spencer	2:01.72	F25, 2006 PLC
4.	Jennie Spencer	2:01.93	F21, 2009 PLC
5.	Tara Chapmon	2:02.03	N22, 2008 Terp Inv.
6.	<i>Kellie Darmody</i>	<b>2:02.09</b>	<b>F20, 2010 PLC</b>
7.	<i>Kellie Darmody</i>	<b>2:02.31</b>	<b>F20, 2010 PLC</b>
8.	<i>Bryn Moriarty</i>	<b>2:02.69</b>	<b>F20, 2010 PLC</b>
9.	Tara Chapmon	2:02.93	J24, 2009 Penn
10.	Tara Chapmon	2:03.08	N8, 2008 Bucknell



**Jennie Spencer**

### 200 Backstroke - Performers

1.	Jennie Spencer	2:00.46	F21, 2009 PLC
2.	<i>Tara Chapmon</i>	<i>2:01.31</i>	<i>J16, 2010 Vermont</i>
3.	<i>Kellie Darmody</i>	<b>2:02.09</b>	<b>F20, 2010 PLC</b>
4.	<i>Bryn Moriarty</i>	<b>2:02.69</b>	<b>F20, 2010 PLC</b>
5.	<i>Natalie Albertson</i>	<b>2:04.13</b>	<b>F21, 2009 PLC</b>
6.	<i>Sarah Lindberg</i>	<b>2:04.31</b>	<b>F20, 2010 PLC</b>
7.	<i>Allison Ranzau</i>	<b>2:04.39</b>	<b>F23, 2008 PLC</b>
8.	Stacey Haynes	2:05.96	F17, 1996 PLC
9.	Bridget Stamp	2:06.61	D5, 1996 Army
10.	Stephanie Brown	2:06.90	F16, 2002 PLC

### 100 Breaststroke - Performances

1.	<i>Laura Gorinski</i>	<b>1:01.89</b>	<i>F19, 2010 PLC</i>
2.	<i>Laura Gorinski</i>	<b>1:02.63</b>	<i>F19, 2010 PLC</i>
3.	Mallory Dietrich	1:02.94	N30, 2006 Army
4.	Mallory Dietrich	1:03.12	F20, 2009 PLC
5.	Aubra Thomas	1:03.14	F25, 2005 PLC
6.	<i>Laura Gorinski</i>	<b>1:03.19</b>	<b>F27, 2010 ECAC</b>
7.	Aubra Thomas	1:03.34	F25, 2005 PLC
8.	Aubra Thomas	1:03.39	D2, 2004 Army
9.	<i>Laura Gorinski</i>	<b>1:03.42</b>	<b>F20, 2010 PLC</b>
10.	Julia Mason	1:03.44	F14, 1997 PLC



**Laura Gorinski**

### 100 Breaststroke - Performers

1.	<i>Laura Gorinski</i>	<b>1:01.89</b>	<i>F19, 2010 PLC</i>
2.	Mallory Dietrich	1:02.94	N30, 2006 Army
3.	Aubra Thomas	1:03.14	F25, 2005 PLC
4.	Julia Mason	1:03.44	F14, 1997 PLC
5.	Molly Salness	1:06.13	F18, 2000 PLC
6.	Kelly Zahalka	1:06.26	F20, 2009 PLC
7.	Kelly Kinsella	1:06.41	F19, 1993 PLC
8.	Michelle McKenna	1:06.43	F17, 1995 PLC
9.	Erika Hubbard	1:06.78	F28, 2009 ECAC
10.	Dora Lockwood	1:06.91	M9, 1989 NCAA

### 200 Breaststroke - Performances

1.	<i>Laura Gorinski</i>	<b>2:13.51</b>	<b>F20, 2010 PLC</b>
2.	<i>Laura Gorinski</i>	<b>2:15.41</b>	<b>F28, 2010 ECAC</b>
3.	<i>Laura Gorinski</i>	<b>2:16.06</b>	<b>F20, 2010 PLC</b>
4.	Mallory Dietrich	2:16.70	F21, 2009 PLC
5.	Aubra Thomas	2:17.26	F25, 2005 PLC
6.	Mallory Dietrich	2:17.60	F18, 2007 PLC
7.	Mallory Dietrich	2:17.71	F21, 2009 PLC
8.	Mallory Dietrich	2:18.05	F18, 2007 PLC
9.	Mallory Dietrich	2:18.48	N22, 2008 Terp Inv.
	Mallory Dietrich	2:18.48	J10, 2009 Cornell



**Laura Gorinski**

### 200 Breaststroke - Performers

1.	<i>Laura Gorinski</i>	<b>2:13.51</b>	<b>F20, 2010 PLC</b>
2.	Mallory Dietrich	2:16.70	F21, 2009 PLC
3.	Aubra Thomas	2:17.26	F26, 2005 PLC
4.	Julia Mason	2:19.48	F17, 1996 PLC
5.	<i>Tessa Snow</i>	<b>2:21.25</b>	<b>F20, 2010 PLC</b>
6.	Erika Hubbard	2:22.23	M1, 2009 ECAC
7.	Molly Salness	2:22.36	F26, 2000 ECAC
8.	Dora Lockwood	2:23.32	M11, 1989 NCAA
9.	Kelly Kinsella	2:23.41	F29, 1992 PLC
10.	Michelle McKenna	2:24.34	F18, 1995 PLC

# NAVY

## 100 Butterfly - Performances

1. Toni Paruso	54.66	F19, 2010 PLC
2. Toni Paruso	55.26	F27, 2010 ECAC
3. Toni Paruso	55.38	F19, 2010 PLC
4. Mallory Dietrich	55.43	F20, 2009 PLC
5. Mallory Dietrich	55.77	F17, 2007 PLC
6. Tori Throckmorton	55.91	F21, 2003 PLC
7. Tori Throckmorton	55.92	F27, 2004 PLC
8. Toni Paruso	55.93	J16, 2010 Vermont
9. Mallory Dietrich	56.07	F20, 2009 PLC
10. Sarah Lindberg	56.12	F20, 2009 PLC

## 200 Butterfly - Performances

1. Toni Paruso	2:01.99	F28, 2010 ECAC
2. Kelly Zahalka	2:02.77	N30, 2006 Army
3. Kelly Zahalka	2:03.02	F23, 2008 PLC
4. Toni Paruso	2:03.30	J23, 2010 Yale
5. Kelly Zahalka	2:03.79	F18, 2007 PLC
6. Melissa Hawley	2:03.94	F25, 1999 ECAC
7. Melissa Hawley	2:04.61	F22, 2001 ECAC
8. Melissa Hawley	2:04.87	F13, 1999 PLC
9. Annika Thomas	2:04.91	F20, 2010 PLC
10. Kelly Zahalka	2:04.94	F18, 2007 PLC

## 50 Freestyle - Performances

1. Thuy-Mi Dinh	22.36	F19, 2009 PLC
2. Thuy-Mi Dinh	22.37	F21, 2008 PLC
3. Thuy-Mi Dinh	22.38	F19, 2009 PLC
4. Thuy-Mi Dinh	22.54	F18, 2010 PLC
5. Thuy-Mi Dinh	22.56	M19, 2009 NCAA
6. Thuy-Mi Dinh	22.57	F21, 2008 PLC
7. Thuy-Mi Dinh	22.63	M18, 2010 NCAA
8. Thuy-Mi Dinh	22.70	F18, 2010 PLC
9. Thuy-Mi Dinh	22.73	F18, 2010 PLC
10. Thuy-Mi Dinh	22.86	N19, 2009 Terp Inv.

## 100 Freestyle - Performances

1. Tara Chapmon	49.88	M20, 2010 NCAA
2. Tara Chapmon	49.89	F20, 2010 PLC
3. Thuy-Mi Dinh	49.91	F23, 2008 PLC
4. Thuy-Mi Dinh	50.02	F23, 2008 PLC
5. Thuy-Mi Dinh	50.03	F21, 2009 PLC
6. Thuy-Mi Dinh	50.20	F20, 2010 PLC
7. Thuy-Mi Dinh	50.32	M20, 2010 NCAA
8. Thuy-Mi Dinh	50.38	F21, 2009 PLC
9. Thuy-Mi Dinh	50.50	M22, 2008 NCAA
10. Thuy-Mi Dinh	50.56	F20, 2010 PLC

## 200 Freestyle - Performances

1. Tara Chapmon	1:46.17	F19, 2010 PLC
2. Tara Chapmon	1:46.26	F20, 2009 PLC
3. Tara Chapmon	1:46.50	M19, 2010 NCAA
4. Tara Chapmon	1:46.62	F20, 2009 PLC
5. Tara Chapmon	1:46.96	F19, 2010 PLC
6. Tara Chapmon	1:47.74	J23, 2010 Yale
7. Tara Chapmon	1:48.00	N21, 2008 Terp Inv.
8. Tara Chapmon	1:48.69	M20, 2009 NCAA
9. Tara Chapmon	1:48.76	F19, 2010 PLC
10. Allison Ranzau	1:48.78	F20, 2009 PLC



Toni Paruso



Toni Paruso



Thuy-Mi Dinh



Tara Chapmon



Tara Chapmon

## 100 Butterfly - Performers

1. Toni Paruso	54.66	F19, 2010 PLC
2. Mallory Dietrich	55.43	F20, 2009 PLC
3. Tori Throckmorton	55.91	F21, 2003 PLC
4. Sarah Lindberg	56.12	F20, 2009 PLC
5. Kalea Middendorf	56.76	F28, 2009 ECAC
6. Sylvia Knap	57.11	F20, 2009 PLC
7. Cate Sheerin	57.15	F20, 2009 PLC
8. Lauren Milliron	57.22	F28, 2009 ECAC
9. Natalie Albertson	57.38	F28, 2009 ECAC
10. Sarah Freshwater	57.51	F20, 2009 PLC

## 200 Butterfly - Performers

1. Toni Paruso	2:01.99	F28, 2010 ECAC
2. Kelly Zahalka	2:02.77	N30, 2006 Army
3. Melissa Hawley	2:03.94	F25, 1999 ECAC
4. Annika Thomas	2:04.91	F20, 2010 PLC
5. Tessa Snow	2:05.07	F21, 2009 PLC
6. Mallory Dietrich	2:05.10	J27, 2007 Penn
7. Jenn Windstein	2:05.28	F22, 2003 PLC
8. Kristine Collins	2:05.44	M14, 1981 AIAW
9. Kalea Middendorf	2:05.57	F20, 2010 PLC
10. Mary Beth Sines	2:05.91	M8, 1990 NCAA

## 50 Freestyle - Performers

1. Thuy-Mi Dinh	22.36	F19, 2009 PLC
2. Tori Throckmorton	23.52	F20, 2003 PLC
3. Kellie Darmody	23.63	F18, 2010 PLC
4. Kelly Freeburn	23.78	D2, 2004 Army
5. Sarah Dorenkott	23.82	F16, 2007 PLC
6. Allison Ranzau	23.86	F19, 2009 PLC
7. Sylvia Knap	23.90	F19, 2009 PLC
8. Tara Chapmon	23.92	J30, 2010 Navy Inv.
9. Toni Paruso	23.93	F26, 2010 ECAC
10. Hollis Capuano	23.93	F18, 2010 PLC

## 100 Freestyle - Performers

1. Tara Chapmon	49.88	M20, 2010 NCAA
2. Thuy-Mi Dinh	49.91	F23, 2008 PLC
3. Allison Ranzau	51.05	F20, 2010 PLC
4. Tori Throckmorton	51.06	F28, 2004 PLC
5. Sarah Dorenkott	51.31	N30, 2006 Army
6. Hollis Capuano	51.61	F20, 2010 PLC
7. Kelly Freeburn	51.93	D2, 2004 Army
8. Daphne Williams	52.07	F20, 2010 PLC
9. Kelly Zahalka	52.15	F25, 2006 PLC
10. Sylvia Knap	52.57	F21, 2009 PLC

## 200 Freestyle - Performers

1. Tara Chapmon	1:46.17	F19, 2010 PLC
2. Allison Ranzau	1:48.78	F22, 2008 PLC
3. Thuy-Mi Dinh	1:49.99	F19, 2010 PLC
4. Sarah Dorenkott	1:50.89	F17, 2007 PLC
5. Jenn Windstein	1:52.05	F21, 2003 PLC
6. Lauren Milliron	1:52.38	F20, 2009 PLC
7. Erin Emery	1:52.43	N30, 2000 Army
8. Megan Welsh	1:52.50	F15, 2002 PLC
9. Danielle Reminger	1:52.69	F19, 2010 PLC
10. Melissa Hawley	1:52.84	D3, 1998 Army

# NAVY

★ 2010-11 UNITED STATES NAVAL ACADEMY SWIMMING & DIVING ★

## 500 Freestyle - Performances

1.	Tara Chapmon	4:43.44	F18, 2010 PLC
2.	Tara Chapmon	4:44.82	M18, 2010 NCAA
3.	Tara Chapmon	4:45.12	F19, 2009 PLC
4.	Tara Chapmon	4:45.62	M19, 2009 NCAA
5.	Tara Chapmon	4:46.68	N20, 2008 Terp Inv.
6.	Tara Chapmon	4:46.70	F18, 2008 PLC
7.	Tara Chapmon	4:49.42	F18, 2008 PLC
8.	<b>Allison Ranzau</b>	<b>4:49.74</b>	<b>F18, 2008 PLC</b>
9.	Tara Chapmon	4:50.72	N19, 2009 Terp Inv.
10.	Tara Chapmon	4:51.23	F18, 2010 PLC

## 1000 Freestyle - Performances

1.	Tara Chapmon	9:56.91	F20, 2010 PLC
2.	Tara Chapmon	9:58.57	F21, 2009 PLC
3.	Tara Chapmon	10:02.16	F21, 2009 PLC
4.	Jenn Windstein	10:08.76	F22, 2003 PLC
5.	Tara Chapmon	10:09.53	J10, 2009 Cornell
6.	Tara Chapmon	10:11.83	J23, 2010 Yale
7.	Tara Chapmon	10:12.62	J16, 2010 Vermont
8.	Tara Chapmon	10:13.00	N22, 2008 Terp Inv.
9.	Tara Chapmon	10:14.83	N8, 2008 Bucknell
10.	Tara Chapmon	10:15.74	N3, 2007 Lehigh

## 1650 Freestyle - Performances

1.	Tara Chapmon	16:25.55	F20, 2010 PLC
2.	Tara Chapmon	16:26.84	F21, 2009 PLC
3.	Tara Chapmon	16:34.63	F23, 2008 PLC
4.	Tara Chapmon	16:49.42	N22, 2008 Terp Inv.
5.	Tara Chapmon	16:49.81	N17, 2007 Terp Inv.
6.	Jenn Windstein	16:55.03	F22, 2003 PLC
7.	Tara Chapmon	17:04.36	F18, 2007 PLC
8.	Heidi Fearon	17:05.95	F24, 1996 ECAC
9.	Tara Chapmon	17:06.75	N21, 2009 Terp Inv.
10.	Jennifer Rowe	17:07.89	M11, 1989 NCAA

## 200 Ind. Medley - Performances

1.	<b>Laura Gorinski</b>	<b>2:01.77</b>	<b>F18, 2010 PLC</b>
2.	Aubra Thomas	2:03.19	F26, 2004 PLC
3.	<b>Laura Gorinski</b>	<b>2:03.61</b>	<b>F26, 2010 ECAC</b>
4.	Aubra Thomas	2:03.23	F24, 2005 PLC
5.	Kelly Zahalka	2:03.38	F21, 2008 PLC
6.	Kelly Zahalka	2:03.44	F16, 2007 PLC
7.	<b>Laura Gorinski</b>	<b>2:03.50</b>	<b>F18, 2010 PLC</b>
8.	Aubra Thomas	2:03.96	F26, 2004 PLC
9.	Kelly Zahalka	2:04.33	N30, 2006 Army
10.	Melissa Hawley	2:04.67	F22, 2001 ECAC

## 400 Ind. Medley - Performances

1.	Kelly Zahalka	4:22.95	F17, 2007 PLC
2.	Kelly Zahalka	4:23.92	F22, 2008 PLC
3.	Kelly Zahalka	4:24.41	F24, 2006 PLC
4.	Kelly Zahalka	4:24.59	F24, 2006 PLC
5.	<b>Natalie Albertson</b>	<b>4:24.78</b>	<b>F20, 2009 PLC</b>
6.	<b>Natalie Albertson</b>	<b>4:25.79</b>	<b>F20, 2009 PLC</b>
7.	<b>Natalie Albertson</b>	<b>4:26.08</b>	<b>F19, 2010 PLC</b>
8.	<b>Natalie Albertson</b>	<b>4:26.83</b>	<b>F19, 2010 PLC</b>
9.	Kelly Zahalka	4:28.03	F17, 2007 PLC
10.	Allison Aichele	4:28.57	F20, 2009 PLC



Tara Chapmon



Tara Chapmon



Tara Chapmon



Laura Gorinski



Kelly Zahalka

## 500 Freestyle - Performers

1.	Tara Chapmon	4:43.44	F18, 2010 PLC
2.	<b>Allison Ranzau</b>	<b>4:49.74</b>	<b>F18, 2008 PLC</b>
3.	Jenn Windstein	4:54.89	F20, 2003 PLC
4.	Lauren Withers	4:58.85	F13, 1997 PLC
5.	<b>Katie Davidson</b>	<b>4:59.54</b>	<b>F18, 2010 PLC</b>
6.	Jennifer Rowe	5:00.08	M8, 1989 NCAA
7.	Heidi Fearon	5:00.39	F25, 1993 EWSL
8.	<b>Madison Jones</b>	<b>5:01.01</b>	<b>F18, 2010 PLC</b>
9.	Erika Hubbard	5:01.15	F19, 2009 PLC
10.	Erin Emery	5:01.43	F15, 2001 PLC

## 1000 Freestyle - Performers

1.	Tara Chapmon	9:56.91	F20, 2010 PLC
2.	Jenn Windstein	10:08.76	F22, 2003 PLC
3.	Jennifer Rowe	10:18.31	M11, 1989 NCAA
4.	Lauren Withers	10:19.54	D5, 1996 Army
5.	<b>Madison Jones</b>	<b>10:21.23</b>	<b>F20, 2010 PLC</b>
6.	Meakin Poor	10:22.25	D2, 2004 Army
7.	Erika Hubbard	10:24.00	F21, 2009 PLC
8.	<b>Allison Ranzau</b>	<b>10:26.16</b>	<b>O27, 2007 UMC</b>
9.	<b>Katie Davidson</b>	<b>10:31.11</b>	<b>J23, 2010 Yale</b>
10.	Jessica Box	10:32.67	D4, 2002 Army

## 1650 Freestyle - Performers

1.	Tara Chapmon	16:25.55	F20, 2010 PLC
2.	Jenn Windstein	16:55.03	F22, 2003 PLC
3.	Heidi Fearon	17:05.95	F24, 1996 ECAC
4.	Jennifer Rowe	17:07.89	M11, 1989 NCAA
5.	<b>Madison Jones</b>	<b>17:10.26</b>	<b>F20, 2010 PLC</b>
6.	Erika Hubbard	17:15.95	F21, 2009 PLC
7.	<b>Allison Ranzau</b>	<b>17:16.07</b>	<b>N17, 2007 Terp Inv.</b>
8.	Lauren Withers	17:22.01	F15, 1997 PLC
9.	Sara Saltzstein	17:27.52	F11, 1989 CAA
10.	Amy O'Donnell	17:28.63	F22, 1997 EWSL

## 200 Ind. Medley - Performers

1.	<b>Laura Gorinski</b>	<b>2:01.77</b>	<b>F18, 2010 PLC</b>
2.	Aubra Thomas	2:03.19	F26, 2004 PLC
3.	Kelly Zahalka	2:03.38	F21, 2008 PLC
4.	Melissa Hawley	2:04.67	F22, 2001 ECAC
5.	<b>Natalie Albertson</b>	<b>2:05.02</b>	<b>F19, 2009 PLC</b>
6.	<b>Bryn Moriarty</b>	<b>2:05.06</b>	<b>F18, 2010 PLC</b>
7.	Allison Aichele	2:06.77	F19, 2009 PLC
8.	<b>Tessa Snow</b>	<b>2:06.86</b>	<b>F19, 2009 PLC</b>
9.	Jennie Spencer	2:07.83	F16, 2007 PLC
10.	Kelly Welsh	2:08.16	F13, 1997 PLC

## 400 Ind. Medley - Performers

1.	Kelly Zahalka	4:22.95	F17, 2007 PLC
2.	<b>Natalie Albertson</b>	<b>4:24.78</b>	<b>F20, 2009 PLC</b>
3.	Allison Aichele	4:28.57	F20, 2009 PLC
4.	Heidi Fearon	4:29.04	F17, 1995 PLC
5.	<b>Bryn Moriarty</b>	<b>4:28.26</b>	<b>F19, 2010 PLC</b>
6.	Melissa Hawley	4:29.49	F14, 2002 PLC
7.	<b>Tessa Snow</b>	<b>4:29.96</b>	<b>F20, 2009 PLC</b>
8.	Meakin Poor	4:31.01	F25, 2005 PLC
9.	<b>Madison Jones</b>	<b>4:34.92</b>	<b>F19, 2010 PLC</b>
10.	Nicole Glab	4:35.19	F28, 2009 ECAC

# NAVY

## Top-10 Women's Relay Event Times (yards)

### 200 Freestyle Relay

1. **1:31.63** F18, 2010 PLC  
 Thuy-Mi Dinh,  
 Toni Paruso,  
 Kellie Darmody,  
 Tara Chapmon

2. **1:33.22** F19, 2009 PLC  
 Allison Ranzau,  
 Sylvia Knap,  
 Tara Chapmon,  
 Thuy-Mi Dinh

3. **1:34.20** F16, 2007 PLC  
 Thuy-Mi Dinh,  
 Mallory Dietrich,  
 Aubra Thomas,  
 Sarah Dorenkott

4. **1:34.63** F21, 2008 PLC  
 Allison Ranzau,  
 Kelly Zahalka,  
 Rachel Gray,  
 Thuy-Mi Dinh

5. **1:35.13** F26, 2004 PLC  
 Aubra Thomas,  
 Mandy Minikus,  
 Allison Moon,  
 Tori Throckmorton

6. **1:35.29** N11, 2006 Bucknell  
 Thuy-Mi Dinh,  
 Aubra Thomas,  
 Kelly Zahalka,  
 Sarah Dorenkott

7. **1:35.39** N16, 2006 Terp Inv.  
 Thuy-Mi Dinh,  
 Mallory Dietrich,  
 Kelly Zahalka,  
 Sarah Dorenkott

T8. **1:35.44** F24, 2005 PLC  
 Kelly Freeburn,  
 Rachel Gray,  
 Aubra Thomas,  
 Tori Throckmorton

T8. **1:35.44** F23, 2006 PLC  
 Jennie Spencer,  
 Rachel Gray,  
 Kelly Zahalka,  
 Aubra Thomas

10. **1:36.33** F27, 2003 ECAC  
 Tori Throckmorton,  
 Mandy Minikus,  
 Allison Moon,  
 Katie Costello

### 400 Freestyle Relay

1. **3:22.18** F20, 2010 PLC  
 Tara Chapmon,  
 Hollis Capuano,  
 Allison Ranzau,  
 Thuy-Mi Dinh

2. **3:24.64** F21, 2009 PLC  
 Thuy-Mi Dinh,  
 Sylvia Knap,  
 Allison Ranzau,  
 Tara Chapmon

3. **3:24.83** F23, 2008 PLC  
 Allison Ranzau,  
 Rachel Gray,  
 Tara Chapmon,  
 Thuy-Mi Dinh

4. **3:24.91** J23, 2010 Yale  
 Thuy-Mi Dinh,  
 Daphne Williams,  
 Allison Ranzau,  
 Tara Chapmon

5. **3:26.00** N18, 2006 Terp Inv.  
 Thuy-Mi Dinh,  
 Mallory Dietrich,  
 Kelly Zahalka,  
 Sarah Dorenkott

6. **3:26.05** F18, 2007 PLC  
 Mallory Dietrich,  
 Kelly Zahalka,  
 Sarah Dorenkott,  
 Thuy-Mi Dinh

7. **3:26.99** F26, 2005 PLC  
 Kelly Freeburn,  
 Rachel Gray,  
 Aubra Thomas,  
 Tori Throckmorton

8. **3:27.62** N21, 2009 Terp Inv.  
 Thuy-Mi Dinh,  
 Tara Chapmon,  
 Daphne Williams,  
 Allison Ranzau

9. **3:28.27** N17, 2007 Terp Inv.  
 Thuy-Mi Dinh,  
 Tara Chapmon,  
 Allison Ranzau,  
 Sarah Dorenkott

10. **3:28.72** M1, 2009 ECAC  
 Natalie Albertson,  
 Lauren Milliron,  
 Tessa Snow,  
 Thuy-Mi Dinh

### 800 Freestyle Relay

1. **7:23.82** F19, 2010 PLC  
 Tara Chapmon,  
 Thuy-Mi Dinh,  
 Hollis Capuano,  
 Allison Ranzau

2. **7:24.58** F20, 2009 PLC  
 Lauren Milliron,  
 Allison Ranzau,  
 Kelly Zahalka,  
 Tara Chapmon

3. **7:26.69** F22, 2008 PLC  
 Allison Ranzau,  
 Kristin Lowd,  
 Kelly Zahalka,  
 Tara Chapmon

4. **7:27.85** F17, 2007 PLC  
 Tara Chapmon,  
 Kelly Zahalka,  
 Thuy-Mi Dinh,  
 Sarah Dorenkott

5. **7:36.49** F21, 2003 PLC  
 Jenn Windstein,  
 Allison Moon,  
 Katie Costello,  
 Megan Welsh

6. **7:40.85** F25, 2005 PLC  
 Kristin Lowd,  
 Jenn Windstein,  
 Meakin Poor,  
 Rachel Gray

7. **7:41.28** F12, 1999 PLC  
 Melissa Hawley,  
 Kate Windstein,  
 Amy Jones,  
 Erin Emery

8. **7:41.46** F14, 1997 PLC  
 Bridget Stamp,  
 Lora Anderson,  
 Amy O'Donnell,  
 Lauren Withers

9. **7:41.49** F17, 2001 PLC  
 Melissa Hawley,  
 Allison Moon,  
 Katie Costello,  
 Erin Emery

10. **7:41.62** N17, 2006 Terp Inv.  
 Tara Chapmon,  
 Thuy-Mi Dinh,  
 Mallory Dietrich,  
 Sarah Dorenkott

### 200 Medley Relay

1. **1:42.21** F19, 2010 PLC  
 Kellie Darmody,  
 Laura Gorinski,  
 Toni Paruso,  
 Thuy-Mi Dinh

2. **1:42.98** F20, 2009 PLC  
 Tara Chapmon,  
 Mallory Dietrich,  
 Sarah Lindberg,  
 Thuy-Mi Dinh

3. **1:44.25** F17, 2007 PLC  
 Jennie Spencer,  
 Aubra Thomas,  
 Mallory Dietrich,  
 Thuy-Mi Dinh

4. **1:44.28** J23, 2010 Yale  
 Kellie Darmody,  
 Laura Gorinski,  
 Toni Paruso,  
 Thuy-Mi Dinh

5. **1:44.69** N30, 2006 Army  
 Jennie Spencer,  
 Aubra Thomas,  
 Mallory Dietrich,  
 Thuy-Mi Dinh

6. **1:44.97** F27, 2004 PLC  
 Lenaya Chamu,  
 Aubra Thomas,  
 Tori Throckmorton,  
 Allison Moon

7. **1:45.18** F27, 2010 ECAC  
 Sarah Lindberg,  
 Laura Gorinski,  
 Toni Paruso,  
 Hollis Capuano

8. **1:45.27** F25, 2005 PLC  
 Kelly Freeburn,  
 Aubra Thomas,  
 Tori Throckmorton,  
 Rachel Gray

9. **1:46.19** D2, 2004 Army  
 Jamie Call,  
 Aubra Thomas,  
 Tori Throckmorton,  
 Kelly Freeburn

10. **1:46.38** N20, 2009 Terp Inv.  
 Tara Chapmon,  
 Mallory Dietrich,  
 Toni Paruso,  
 Thuy-Mi Dinh

### 400 Medley Relay

1. **3:42.11** F18, 2010 PLC  
 Kellie Darmody,  
 Laura Gorinski,  
 Toni Paruso,  
 Tara Chapmon

2. **3:47.24** F19, 2009 PLC  
 Jennie Spencer,  
 Mallory Dietrich,  
 Thuy-Mi Dinh,  
 Allison Ranzau

3. **3:47.49** F16, 2007 PLC  
 Jennie Spencer,  
 Aubra Thomas,  
 Mallory Dietrich,  
 Sarah Dorenkott

4. **3:48.87** F26, 2010 ECAC  
 Sarah Lindberg,  
 Laura Gorinski,  
 Toni Paruso,  
 Hollis Capuano

5. **3:51.77** F26, 2004 PLC  
 Julie Holland,  
 Aubra Thomas,  
 Tori Throckmorton,  
 Allison Moon

6. **3:51.88** F23, 2006 PLC  
 Jennie Spencer,  
 Aubra Thomas,  
 Cameron Wallace,  
 Kelly Zahalka

7. **3:51.99** F21, 2008 PLC  
 Thuy-Mi Dinh,  
 Kelly Zahalka,  
 Allison Ranzau,  
 Tara Chapmon

8. **3:52.95** F24, 2005 PLC  
 Jamie Call,  
 Aubra Thomas,  
 Tori Throckmorton,  
 Kelly Freeburn

9. **3:53.08** N19, 2009 Terp Inv.  
 Tara Chapmon,  
 Mallory Dietrich,  
 Toni Paruso,  
 Thuy-Mi Dinh

10. **3:54.10** F27, 2009 ECAC  
 Natalie Albertson,  
 Brooke Besche,  
 Kalea Middendorf,  
 Thuy-Mi Dinh

★ 2010-11 UNITED STATES NAVAL ACADEMY SWIMMING & DIVING ★

# NAVY

## Top-10 Men's Individual Event Times (yards)

### 100 Backstroke - Performances

1.	Kevin Mukri	48.61	F23, 2007 EISL
2.	Andrew Hetzner	48.69	F20, 2009 PLC
3.	Andrew Hetzner	49.21	F19, 2009 PLC
4.	Kevin Mukri	49.26	F23, 2007 EISL
5.	Kevin Mukri	49.30	F22, 2007 EISL
6.	Kevin Mukri	49.80	F25, 2005 PLC
7.	Andrew Hetzner	49.82	D4, 2008 Army
8.	Andrew Hetzner	49.84	F20, 2009 PLC
9.	Kevin Mukri	50.10	N30, 2006 Army
10.	Kevin Mukri	50.31	M2, 2006 EISL



Kevin Mukri

### 100 Backstroke - Performers

1.	Kevin Mukri	48.61	F23, 2007 EISL
2.	Andrew Hetzner	48.69	F19, 2009 PLC
3.	Chris Ornee	50.39	M4, 1994 EISL
4.	Preston Mihalko	50.83	F28, 2009 ECAC
5.	<b>Mark Meyer</b>	<b>50.90</b>	<b>F19, 2010 PLC</b>
6.	<b>Joe Stark</b>	<b>50.92</b>	<b>F19, 2010 PLC</b>
7.	Billy Vey	51.04	F17, 2007 PLC
8.	Mike Linn	51.13	F25, 2005 PLC
9.	Paul Kress	51.26	M3, 1995 EISL
10.	Kyle Abner	51.27	F28, 2009 ECAC

### 200 Backstroke - Performances

1.	Andrew Hetzner	1:45.35	F21, 2009 PLC
2.	Kevin Mukri	1:45.62	F24, 2007 EISL
3.	Kevin Mukri	1:46.38	F24, 2007 EISL
4.	<b>Sam Martinette</b>	<b>1:47.59</b>	<b>F20, 2010 PLC</b>
5.	Kevin Mukri	1:47.70	F26, 2005 PLC
6.	Andrew Hetzner	1:47.85	F21, 2009 PLC
7.	<b>Sam Martinette</b>	<b>1:47.89</b>	<b>F20, 2010 PLC</b>
8.	Kevin Mukri	1:48.08	M4, 2006 EISL
9.	Kevin Mukri	1:48.20	N30, 2006 Army
10.	Kevin Mukri	1:49.02	M4, 2006 EISL




Andrew Hetzner

### 200 Backstroke - Performers

1.	Andrew Hetzner	1:45.35	F21, 2009 PLC
2.	Kevin Mukri	1:45.62	F24, 2007 EISL
3.	<b>Sam Martinette</b>	<b>1:47.59</b>	<b>F20, 2010 PLC</b>
4.	Billy Vey	1:49.05	F18, 2007 PLC
5.	Paul Kress	1:49.41	M4, 1995 EISL
6.	Mike Heiny Jr.	1:49.73	M4, 2000 EISL
7.	<b>Drew Mays</b>	<b>1:50.32</b>	<b>F28, 2010 ECAC</b>
8.	Brad Juhl	1:50.39	M10, 1992 EISL
9.	<i>Adam Meyer</i>	<i>1:50.55</i>	<i>J23, 2010 Yale</i>
10.	<b>Ryan Ward</b>	<b>1:50.82</b>	<b>F23, 2008 PLC</b>

### 100 Breaststroke - Performances

1.	Ian Johnston	55.05	M29, 1996 NCAA
2.	Brooks Hollan	55.93	F28, 1997 EISL
3.	<b>Pete Donahue</b>	<b>56.11</b>	<b>F19, 2010 PLC</b>
4.	Kevin Kysiak	56.15	N30, 2006 Army
5.	Ari Molina	56.24	F20, 2009 PLC
6.	<b>Pete Donahue</b>	<b>56.34</b>	<b>F19, 2010 PLC</b>
7.	Phil Davis	56.42	M2, 2001 EISL
8.	Ari Molina	56.42	F20, 2009 PLC
9.	Ari Molina	56.44	F17, 2007 PLC
10.	Andrew Utama	56.49	F20, 2009 PLC



Ian Johnston

### 100 Breaststroke - Performers

1.	Ian Johnston	55.05	M29, 1996 NCAA
2.	Brooks Hollan	55.93	F28, 1997 EISL
3.	<b>Pete Donahue</b>	<b>56.11</b>	<b>F19, 2010 PLC</b>
4.	Kevin Kysiak	56.15	N30, 2006 Army
5.	Ari Molina	56.24	F20, 2009 PLC
6.	Phil Davis	56.42	M2, 2001 EISL
7.	Andrew Utama	56.49	F20, 2009 PLC
8.	Peter Fehring	56.58	M3, 2000 EISL
9.	Matt Seay	56.85	M1, 1991 EISL
10.	Adam Meyer	56.89	J10, 2009 Cornell

### 200 Breaststroke - Performances

1.	Adam Meyer	1:57.26	J10, 2009 Cornell
2.	Ian Johnston	1:58.51	M30, 1996 Cornell
3.	<b>Pete Donahue</b>	<b>2:00.50</b>	<b>F20, 2010 PLC</b>
4.	Ian Johnston	2:01.52	M4, 1995 EISL
5.	Ian Johnston	2:02.14	D2, 1994 Army
6.	<b>Pete Donahue</b>	<b>2:02.38</b>	<b>M1, 2009 ECAC</b>
7.	Ian Johnston	2:02.68	M5, 1994 EISL
8.	Adam Meyer	2:02.81	N30, 2006 Army
9.	Ian Johnston	2:02.88	M6, 1993 EISL
10.	<b>Pete Donahue</b>	<b>2:02.89</b>	<b>F20, 2010 PLC</b>



Adam Meyer

### 200 Breaststroke - Performers

1.	Adam Meyer	1:57.26	J10, 2009 Cornell
2.	Ian Johnston	1:58.51	M30, 1996 NCAA
3.	<b>Pete Donahue</b>	<b>2:00.50</b>	<b>F20, 2010 PLC</b>
4.	<i>Andrew Utama</i>	<i>2:03.25</i>	<i>F20, 2010 PLC</i>
	<b>Joe Stark</b>	<b>2:03.25</b>	<b>F20, 2010 PLC</b>
6.	Phil Davis	2:03.34	M3, 2001 EISL
7.	Pete Fehring	2:03.40	D4, 1998 Army
8.	Brooks Hollan	2:03.95	M1, 1997 EISL
9.	Nathan LeRoy	2:04.26	F23, 2008 PLC
10.	John Kennedy	2:04.94	F24, 2007 EISL

★ 2010-11 UNITED STATES NAVAL ACADEMY SWIMMING & DIVING ★

# NAVY

## 100 Butterfly - Performances

1.	Adam Meyer	47.33	F20, 2009 PLC
2.	Adam Meyer	47.60	M27, 2009 NCAA
3.	Adam Meyer	47.71	F20, 2009 PLC
4.	Adam Meyer	48.19	F19, 2010 PLC
5.	Adam Meyer	48.38	F19, 2010 PLC
6.	Andrew Hetzner	48.57	F20, 2009 PLC
7.	Adam Meyer	48.64	M28, 2009 NCAA
8.	Mike Linn	48.67	F24, 2006 PLC
9.	Adam Meyer	48.81	F21, 2009 PLC
10.	Steve Dukleth	48.89	F19, 2010 PLC



Adam Meyer

## 200 Butterfly - Performances

1.	Adam Meyer	1:42.54	F21, 2009 PLC
2.	Adam Meyer	1:43.05	D4, 2008 Army
3.	Adam Meyer	1:43.62	M28, 2009 NCAA
4.	Adam Meyer	1:43.71	M28, 2010 NCAA
5.	Adam Meyer	1:43.90	J10, 2009 Cornell
	Adam Meyer	1:43.90	M28, 2009 NCAA
7.	Adam Meyer	1:44.10	M28, 2010 NCAA
8.	Adam Meyer	1:44.36	F20, 2010 PLC
9.	Adam Meyer	1:45.01	F21, 2009 PLC
10.	Mark Meyer	1:45.92	F21, 2009 PLC



Adam Meyer

## 50 Freestyle - Performances

1.	Noah White	19.74	F26, 2004 PLC
2.	Noah White	19.95	F26, 2004 PLC
3.	Mike Linn	20.04	F24, 2005 PLC
4.	Clint Cornell	20.07	M1, 2001 EISL
5.	Noah White	20.10	F26, 2004 PLC
6.	Joe Smutz	20.13	F23, 2006 PLC
7.	Clint Cornell	20.14	M1, 2001 EISL
8.	Joe Smutz	20.16	F24, 2005 PLC
	Joe Smutz	20.16	F24, 2005 PLC
10.	Noah White	20.17	M2, 2004 EISL



Noah White

## 100 Freestyle - Performances

1.	Mike Linn	43.96	F25, 2006 PLC
2.	Joe Smutz	44.08	F25, 2006 PLC
3.	Mike Linn	44.12	F25, 2006 PLC
4.	Joe Smutz	44.15	F25, 2006 PLC
5.	Mike Linn	44.29	M4, 2006 EISL
6.	Joe Smutz	44.30	F28, 2004 PLC
7.	Mac Anthony	44.34	F21, 2009 PLC
8.	Mac Anthony	44.36	F21, 2009 PLC
9.	Noah White	44.37	M8, 2003 EISL
	Noah White	44.37	M6, 2004 EISL



Mike Linn

## 200 Freestyle - Performances

1.	Mac Anthony	1:36.29	F20, 2009 PLC
2.	Mac Anthony	1:36.51	F20, 2009 PLC
3.	Aaron Aiken	1:36.80	F20, 2009 PLC
4.	Mac Anthony	1:37.23	F19, 2010 PLC
5.	Mac Anthony	1:37.51	F19, 2010 PLC
6.	Mac Anthony	1:37.78	F20, 2009 PLC
7.	Aaron Aiken	1:38.20	F20, 2009 PLC
8.	Britton Smith	1:38.23	F28, 1997 EISL
9.	Britton Smith	1:38.40	F28, 1997 EISL
10.	Mac Anthony	1:38.64	D4, 2008 Army



Mac Anthony

## 100 Butterfly - Performers

1.	Adam Meyer	47.33	F20, 2009 PLC
2.	Andrew Hetzner	48.57	F20, 2009 PLC
3.	Mike Linn	48.67	F24, 2006 PLC
4.	Steve Dukleth	48.89	F19, 2010 PLC
5.	Charlie Hetzel	49.25	F28, 2009 ECAC
6.	Terrence Fenningham	49.34	M7, 2003 EISL
7.	Jason Pace	49.38	M6, 1998 EISL
8.	Tyler Hill	49.42	F17, 2007 PLC
9.	Mark Meyer	49.43	F20, 2009 PLC
10.	Robbie Parker	49.55	F27, 2010 ECAC

## 200 Butterfly - Performers

1.	Adam Meyer	1:42.54	F21, 2009 PLC
2.	Mark Meyer	1:45.92	F21, 2009 PLC
3.	Patrick Veltman	1:46.90	D4, 2008 Army
4.	Jesse Cohen	1:47.06	F21, 2009 PLC
5.	Steve Dukleth	1:47.18	F20, 2010 PLC
6.	Charlie Hetzel	1:49.32	M1, 2009 ECAC
7.	Tyler Hill	1:50.04	F25, 2006 PLC
	Andrew Hetzner	1:50.04	F23, 2008 PLC
9.	Ben Bondurant	1:50.94	F28, 2010 ECAC
10.	Britton Smith	1:51.21	M1, 1997 EISL

## 50 Freestyle - Performers

1.	Noah White	19.74	F26, 2004 PLC
2.	Mike Linn	20.04	F24, 2005 PLC
3.	Clint Cornell	20.07	M1, 2001 EISL
4.	Joe Smutz	20.13	F23, 2006 PLC
5.	Terrence Fenningham	20.25	F26, 2004 PLC
6.	Alex Oldenkamp	20.28	F19, 2009 PLC
7.	Aaron Aiken	20.41	F19, 2009 PLC
8.	Tyson Lewis	20.42	F28, 1991 EISL
	Brett Cline	20.42	F28, 2002 EISL
10.	John Loftin	20.49	F27, 1997 EISL

## 100 Freestyle - Performers

1.	Mike Linn	43.96	F25, 2006 PLC
2.	Joe Smutz	44.08	F25, 2006 PLC
3.	Mac Anthony	44.34	F21, 2009 PLC
4.	Noah White	44.37	M8, 2003 EISL
5.	Aaron Aiken	44.47	F21, 2009 PLC
6.	Brett Cline	44.67	M2, 2002 EISL
7.	Clint Cornell	44.69	M3, 2001 EISL
8.	Joe Murphy	44.89	F26, 1983 Army
9.	Alex Oldenkamp	44.95	F21, 2009 PLC
10.	John Loftin	45.07	M7, 1998 EISL
	Mac Anthony	45.07	F20, 2010 PLC

## 200 Freestyle - Performers

1.	Mac Anthony	1:36.29	F20, 2009 PLC
2.	Aaron Aiken	1:36.80	F20, 2009 PLC
3.	Britton Smith	1:38.23	F28, 1997 EISL
4.	Eric Winter	1:38.90	M5, 1993 EISL
5.	Noah White	1:38.93	F27, 2004 PLC
6.	Jack Curran	1:39.00	F20, 2009 PLC
7.	Brett Cline	1:39.01	M5, 1999 EISL
8.	Will Norton	1:39.29	F27, 2010 ECAC
9.	Christopher Jenkins	1:39.41	M7, 2008 EISL
	James Lascara	1:39.41	F28, 2009 ECAC

★ 2010-11 UNITED STATES NAVAL ACADEMY SWIMMING & DIVING ★

# NAVY

## 500 Freestyle - Performances

1. Erik Hunter	4:18.56	F19, 2009 PLC
2. Mac Anthony	4:19.75	F19, 2009 PLC
3. Mac Anthony	4:22.15	F18, 2010 PLC
4. James Lascara	4:23.15	F27, 2009 ECAC
5. Erik Hunter	4:23.52	F19, 2009 PLC
6. Erik Hunter	4:23.65	F18, 2010 PLC
7. Justin Vagts	4:24.25	F18, 2010 PLC
8. Erik Hunter	4:24.27	M26, 2009 NCAA
9. Erik Hunter	4:24.81	F21, 2009 PLC
10. Justin Vagts	4:24.83	F18, 2010 PLC



Erik Hunter

## 500 Freestyle - Performers

1. Erik Hunter	4:18.56	F19, 2009 PLC
2. Mac Anthony	4:19.75	F19, 2009 PLC
3. James Lascara	4:23.15	F27, 2009 ECAC
4. Justin Vagts	4:24.25	F18, 2010 PLC
5. Sam Martinette	4:26.27	F19, 2009 PLC
6. Eric Winter	4:27.47	M8, 1992 EISL
7. Dan Warner	4:27.55	F19, 2009 PLC
8. Will Norton	4:27.61	F26, 2010 ECAC
9. Sumner Rollings	4:27.87	M2, 2000 EISL
10. Tim Gallaudet	4:28.52	M2, 1989 EISL

## 1000 Freestyle - Performances

1. Erik Hunter	8:59.52	F21, 2009 PLC
2. Erik Hunter	9:08.08	M28, 2009 NCAA
3. Erik Hunter	9:09.95	J10, 2009 Yale
4. Erik Hunter	9:10.98	M7, 2008 EISL
5. Justin Vagts	9:11.36	F20, 2010 PLC
6. Erik Hunter	9:13.19	F20, 2010 PLC
7. Erik Hunter	9:13.69	D4, 2008 Army
8. Sumner Rollings	9:18.60	M3, 2000 EISL
9. Tim Gallaudet	9:18.75	M8, 1986 EISL
10. Eric Winter	9:19.04	D4, 1992 Army



Erik Hunter

## 1000 Freestyle - Performers

1. Erik Hunter	8:59.52	F21, 2009 PLC
2. Justin Vagts	9:11.36	F20, 2010 PLC
3. Sumner Rollings	9:18.60	M3, 2000 EISL
4. Tim Gallaudet	9:18.75	M8, 1986 EISL
5. Eric Winter	9:19.04	D4, 1992 Army
6. Cody Reeb	9:20.90	N30, 2006 Army
7. Sam Martinette	9:21.49	F21, 2009 PLC
8. Dan Warner	9:21.92	F21, 2009 PLC
9. Al Greenwood	9:23.74	M2, 1985 Army
10. James Lascara	9:24.94	M1, 2009 ECAC

## 1650 Freestyle - Performances

1. Erik Hunter	14:58.72	F21, 2009 PLC
2. Erik Hunter	15:11.96	F20, 2010 PLC
3. Erik Hunter	15:16.75	M28, 2009 NCAA
4. Justin Vagts	15:18.89	F20, 2010 PLC
5. Eric Winter	15:25.61	M10, 1992 EISL
6. Erik Hunter	15:27.49	D4, 2008 Army
7. Erik Hunter	15:29.86	M8, 2008 EISL
8. Eric Winter	15:30.76	M2, 1991 EISL
9. Tim Gallaudet	15:30.71	M8, 1986 EISL
10. Dan Warner	15:31.73	F21, 2009 PLC



Erik Hunter

## 1650 Freestyle - Performers

1. Erik Hunter	14:58.72	F21, 2009 PLC
2. Justin Vagts	15:18.89	F20, 2010 PLC
3. Eric Winter	15:25.61	M10, 1992 EISL
4. Tim Gallaudet	15:30.71	M8, 1986 EISL
5. Dan Warner	15:31.73	F21, 2009 PLC
6. Sam Martinette	15:35.30	F20, 2010 PLC
7. John Ojard	15:38.59	F28, 2010 ECAC
8. Will Norton	15:38.93	F28, 2010 ECAC
9. James Lascara	15:40.69	M1, 2009 ECAC
10. Britton Smith	15:44.63	M4, 1995 EISL

## 200 Ind. Medley - Performances

1. Adam Meyer	1:44.49	M26, 2009 NCAA
2. Adam Meyer	1:45.16	D4, 2008 Army
3. Adam Meyer	1:45.33	F19, 2009 PLC
4. Adam Meyer	1:45.74	M26, 2010 NCAA
5. Adam Meyer	1:45.82	F18, 2010 PLC
6. Adam Meyer	1:46.22	F19, 2009 PLC
7. Adam Meyer	1:46.25	J10, 2009 Cornell
8. Adam Meyer	1:46.44	F18, 2010 PLC
9. Adam Meyer	1:48.69	M6, 2008 EISL
10. Billy Vey	1:49.30	F19, 2009 PLC



Adam Meyer

## 200 Ind. Medley - Performers

1. Adam Meyer	1:44.49	M26, 2009 NCAA
2. Billy Vey	1:49.30	F19, 2009 PLC
3. Patrick Veltman	1:49.74	F18, 2010 PLC
4. Mark Meyer	1:49.94	F19, 2009 PLC
5. Ian Johnston	1:50.73	F29, 1996 EISL
6. Steve Dukleth	1:50.74	F18, 2010 PLC
7. Beau Oliver	1:50.99	M2, 2000 EISL
8. Joe Stark	1:51.15	F18, 2010 PLC
9. Christopher Jenkins	1:51.85	M6, 2008 EISL
10. Jesse Cohen	1:51.87	F19, 2009 PLC

## 400 Ind. Medley - Performances

1. Erik Hunter	3:51.24	F20, 2009 PLC
2. Adam Meyer	3:52.76	M7, 2008 EISL
3. Justin Vagts	3:53.11	F19, 2010 PLC
4. Adam Meyer	3:53.00	M7, 2008 EISL
5. Billy Vey	3:53.60	F20, 2009 PLC
6. James Lascara	3:53.90	F28, 2009 ECAC
7. Erik Hunter	3:54.15	M27, 2009 NCAA
8. Justin Vagts	3:54.32	F19, 2010 PLC
9. Adam Meyer	3:54.33	F17, 2007 PLC
10. James Lascara	3:54.36	F28, 2009 ECAC



Erik Hunter

## 400 Individual Medley - Performers

1. Erik Hunter	3:51.24	F20, 2009 PLC
2. Adam Meyer	3:52.76	M7, 2008 EISL
3. Justin Vagts	3:53.11	F19, 2010 PLC
4. Billy Vey	3:53.60	F20, 2009 PLC
5. James Lascara	3:53.90	F28, 2009 ECAC
6. Patrick Veltman	3:55.43	F20, 2009 PLC
7. Dan Warner	3:55.80	F20, 2009 PLC
8. Jesse Cohen	3:58.45	M7, 2008 EISL
9. Duane Whitmer	4:00.62	F28, 1997 EISL
10. Ben Bondurant	4:01.34	F27, 2010 ECAC

# NAVY

## Top-10 Men's Relay Event Times (yards)

### 200 Freestyle Relay

1.	1:18.92	F27, 2004 PLC	Noah White
			Joe Smutz
			Mike Linn
			Terrence Fenningham
2.	1:19.59	F26, 2004 PLC	Joe Smutz
			Mike Linn
			Terrence Fenningham
			Noah White
3.	1:20.46	M4, 2004 EISL	Noah White
			Mike Linn
			Joe Smutz
			Terrence Fenningham
4.	1:20.55	M2, 2000 EISL	Brian Glaser
			Brian Geary
			Brett Cline
			Clint Cornell
5.	1:20.69	M4, 2004 EISL	Noah White
			Mike Linn
			Joe Smutz
			Terrence Fenningham
6.	1:20.79	F19, 2009 PLC	<b>Aaron Aiken</b>
			Nathan Durham
			Joe Unruh
			Alex Oldenkamp
7.	1:20.81	M2, 2000 EISL	Brian Glaser
			Brian Geary
			Brett Cline
			Clint Cornell
8.	1:20.91	M6, 2003 EISL	Terrence Fenningham
			Joe Rank
			Mike Linn
			Noah White
9.	1:21.14	F23, 2006 PLC	Mike Linn
			Alex Oldenkamp
			Preston Mihalko
			Joe Smutz
10.	1:21.29	M2, 2006 EISL	Joe Smutz
			Matt Wood
			Andrew Plumb
			Mike Linn

### 400 Freestyle Relay

1.	2:57.16	M6, 2004 EISL	Joe Smutz
			Marshall Boyd
			Terrence Fenningham
			Noah White
2.	2:58.39	F21, 2009 PLC	<b>Mac Anthony</b>
			<b>Aaron Aiken</b>
			Nathan Durham
			Alex Oldenkamp
3.	2:59.86	M4, 2006 EISL	Andrew Plumb
			Matt Wood
			Mike Linn
			Joe Smutz
4.	2:59.91	M4, 2000 EISL	Brian Glaser
			Brian Geary
			Brett Cline
			Clint Cornell
5.	3:00.06	M8, 2003 EISL	Noah White
			Terrence Fenningham
			Mike Linn
			Marshall Boyd
6.	3:00.29	F26, 2005 PLC	Joe Smutz
			Danny Flemming
			Mike Linn
			Tyler Hill
7.	3:00.45	F20, 2010 PLC	<b>Mac Anthony</b>
			<b>Aaron Aiken</b>
			Marshall Daniels
			Jack Curran
8.	3:00.62	F25, 2006 PLC	Mike Linn
			Alex Oldenkamp
			Preston Mihalko
			Christian Foschi
9.	3:00.71	M1, 2009 ECAC	Marshall Daniels
			Frank Komadina
			<b>Andrew Blazuk</b>
			Preston Mihalko
10.	3:00.82	M5, 2005 EISL	Joe Smutz
			Danny Flemming
			Jake Keefe
			Mike Linn

### 800 Freestyle Relay

1.	6:33.89	F20, 2009 PLC	<b>Mac Anthony</b>
			<b>Aaron Aiken</b>
			Jack Curran
			Nathan Durham
2.	6:36.10	F9, 2010 PLC	<b>Erik Hunter</b>
			Adam Meyer
			Jack Curran
			<b>Mac Anthony</b>
3.	6:41.12	F23, 2007 EISL	Kevin Mukri
			Matt Wood
			Danny Flemming
			Chris Jenkins
4.	6:41.79	F17, 2007 PLC	James Lascara
			Adam Meyer
			Tyler Hill
			Andrew Plumb
5.	6:42.00	M7, 2008 EISL	James Lascara
			Andrew Hetzner
			Jack Curran
			Chris Jenkins
6.	6:42.15	F28, 1997 EISL	Britton Smith
			Leif Kennedy
			Brian Glaser
			John Loftin
7.	6:42.55	M5, 2004 EISL	Tommy Brown
			Danny Flemming
			Noah White
			Marshall Boyd
8.	6:42.68	F28, 2009 ECAC	James Lascara
			<b>Andrew Blazuk</b>
			<b>Will Norton</b>
			Alex Buck
9.	6:43.46	M3, 2006 EISL	Chris Jenkins
			Andrew Thorn
			Greg Schmucker
			Andrew Plumb
10.	6:43.82	F22, 2008 PLC	Nathan Durham
			<b>J.J. Helms</b>
			Alex Buck
			Andrew Hetzner

### 200 Medley Relay

1.	1:29.11	F20, 2009 PLC	Andrew Hetzner
			Ari Molina
			Adam Meyer
			Alex Oldenkamp
2.	1:30.41	D4, 2008 Army	Andrew Hetzner
			Ari Molina
			Adam Meyer
			Alex Oldenkamp
3.	1:30.45	M3, 2006 EISL	Kevin Mukri
			Kevin Kysiak
			Mike Linn
			Joe Smutz
4.	1:30.76	F25, 2005 PLC	Kevin Mukri
			Brian DeMell
			Mike Linn
			Joe Smutz
5.	1:31.00	M4, 2005 EISL	Kevin Mukri
			Brian DeMell
			Mike Linn
			Joe Smutz
6.	1:31.14	F24, 2006 PLC	Kevin Mukri
			Ari Molina
			Mike Linn
			Joe Smutz
7.	1:31.38	F19, 2010 PLC	<b>Mark Meyer</b>
			<b>Pete Donahue</b>
			Adam Meyer
			Frank Komadina
8.	1:31.73	F23, 2007 EISL	Kevin Mukri
			Kevin Kysiak
			Andrew Hetzner
			Alex Oldenkamp
9.	1:31.95	M4, 2005 EISL	Kevin Mukri
			Brian DeMell
			Mike Linn
			Joe Smutz
10.	1:32.03	M2, 2008 EISL	Andrew Hetzner
			Ari Molina
			Adam Meyer
			Alex Oldenkamp

### 400 Medley Relay

1.	3:15.01	F19, 2009 PLC	Andrew Hetzner
			Ari Molina
			Adam Meyer
			Alex Oldenkamp
2.	3:18.93	F18, 2010 PLC	<b>Mark Meyer</b>
			<b>Pete Donahue</b>
			Adam Meyer
			<b>Aaron Aiken</b>
3.	3:19.96	M2, 2006 EISL	Kevin Mukri
			Kevin Kysiak
			Mike Linn
			Joe Smutz
4.	3:20.75	F26, 2004 PLC	Kevin Mukri
			Brian DeMell
			Terrence Fenningham
			Noah White
5.	3:20.85	F29, 1996 EISL	Paul Kress
			Ian Johnston
			Chris Ornee
			Stephen Platt
6.	3:21.25	F27, 2009 ECAC	Kyle Abner
			<b>Pete Donahue</b>
			<b>Charlie Hetzel</b>
			Alex Buck
7.	3:21.44	F22, 2007 EISL	Kevin Mukri
			Kevin Kysiak
			Adam Meyer
			Matt Wood
8.	3:21.58	F23, 2006 PLC	Kevin Mukri
			Ari Molina
			Mike Linn
			Joe Smutz
9.	3:22.02	M1, 2001 EISL	Beau Oliver
			Phil Davis
			Brian Litchfield
			Clint Cornell
10.	3:22.28	M4, 2000 EISL	Beau Oliver
			Peter Fehring
			Brian Glaser
			Clint Cornell

# NAVY

## National Championship History

### Championship Meet Scoring

**Women (AIAW, 1979-81;  
NCAA Div. 2, 1983-91)**

Year	Place	Points
1979	11th	163
1980	11th	n/a
1981	14th	122.5
1982	9th	n/a
1983	23rd	26
1984	T-22nd	10
1985	25th	33.5
1986	29	4
1987	12	66
1988	8	121
1989	6	169
1990	4	371
1991	8	192

*The above list only reflects the years in which Navy teams scored at least one point at the NCAA Championship.*

**Men**

Year	Place	Points
1944	T-3rd	24
1946	T-4th	14
1952	15th	3
1959	T-17th	1
1960	18th	2
1961	T-17th	3.5
1962	18th	4
1966	T-35th	2
1967	T-31st	2
1971	26th	7
1973	19th	14
1986	T-38th	3
1993	T-36th	7
1994	23rd	32
1995	21st	26
1996	21st	50
2004	T-28th	14
2009	37th	4
2010	T-32nd	3

### Event Champions

**Women**

Year	Meet	Name	Event (Time/Score)
1979	AIAW-DII	Kristin Collins	100 Butterfly (57.94)
1979	AIAW-DII	Kristin Collins	200 Butterfly (2:12.02)
1982	AIAW-DII	Laurie Musiek	50 Butterfly (26.31)
1991	NCAA-DII	Stacia Johnson	3-Meter Diving (475.75)

**Men**

Year	Meet	Name	Event (Time/Score)
1924	NCAA	Arthur Rule	100 Backstroke (1:19.0)
1925	NCAA	Arthur Rule	150 Backstroke (1:49.0)
1926	NCAA	Charles Allen Jr.	200 Breaststroke (2:44.7)
1926	NCAA	Peter Wyckoff	100 Freestyle (55.5)
1933	NCAA	Raymond Thompson	50 Freestyle (23.8)
1944	NCAA	Navy	300 Medley Relay (3:01.1)
		Robert Cowell, Jack Manherz, Harlie Mize	
1946	NCAA	Robert Cowell	150 Backstroke (1:35.6)

### All-Americans

**Women**

**1979** Kristin Collins – 100 fly, 200 fly, 400 free rel., 800 free rel., 400 med rel.; Peggy Feldmann – 200 breast, 100 IM, 200 IM, 400 IM, 400 free rel., 800 free rel., 400 med rel.; Terri Riggs – 100 free, 200 free, 1650 free, 400 free rel., 800 free rel., 400 med. rel.; Wendy Williams – 200 free, 400 free rel., 800 free rel., 400 med rel.

**1980** Kristin Collins – 50 fly, 100 fly, 200 fly, 800 free rel., 400 med. rel.; Cheryl Dolyniuk – 50 back, 100 back, 100 IM, 200 IM, 800 free rel., 400 med rel.; Peggy Feldmann – 100 IM, 200 IM, 800 free rel., 400 med rel.; Terri Riggs – 800 free rel., 400 med rel.

**1981** Kristin Collins – 50 fly, 100 fly, 200 fly, 200 free rel., 400 free rel., 400 med rel.; Cheryl Dolyniuk – 100 IM, 200 IM, 200 free rel., 400 free rel., 400 med rel.; Laurie Grammer – 50 free, 100 free, 200 free rel., 400 free rel., 400 med rel.; Terri Riggs – 200 free rel., 400 free rel., 400 med rel.

**1982** Kristin Collins – 50 fly, 100 fly, 200 fly, 400 med. rel.; Cheryl Dolyniuk – 100 back, 200 breast, 100 IM, 200 IM, 800 free rel., 400 med rel.; Maureen Ford – 800 free rel.; Laurie Musiek – 50 fly, 100 fly, 200 fly, 100 IM, 200 IM, 800 free rel., 400 med rel.; Terri Riggs – 800 free rel., 400 med rel.

**1983** Cheryl Dolyniuk – 100 IM; Laurie Grammer – 50 free; Ann Groves – 50 back; Dace Judy – 1-M dive; Laurie Musiek – 100 fly; Bonnie Walter – 1-M dive, 3-M dive

**1984** Madeline Casity – 1-M dive; Bonnie Walter – 3-M dive

**1985** Theresa Michal – 1-M dive; Laurie Musiek – 100 fly, 200 IM

**1987** Christina Frueh – 200 med rel., 400 med rel.; Dora Lockwood – 100 breast, 200 breast, 400 IM, 200 med rel., 400 med rel.; Heidi Savage – 200 med rel., 400 med rel.; Debbie Williams – 100 back, 200 back, 50 free, 200 med rel., 400 med rel.

**1988** Jodi Bloomer – 800 free rel.; Leanne Fielding – 400 free rel.; Christina Frueh – 200 med rel.; Ann Komer – 400 free rel., 800 free rel.; Dora Lockwood – 100 breast, 200 breast, 200 med rel.; Brandee Polowy – 800 free rel.; Jennifer Rowe – 500 free, 1650 free; Sara Saltzstein – 200 breast, 1650 free; Heidi Savage – 200 med rel.; Debbie Williams – 100 back, 200 back, 50 free, 200 med rel., 400 free rel.

**1989** Robbi Becker – 200 free rel., 400 free rel., 800 free rel., 200 med rel, 400 med rel.; Jodi Bloomer – 800 free rel.; Christina Frueh – 200 free rel., 400 free rel., 800 free rel.; Stacia Johnson – 1-M dive, 3-M dive; Dora Lockwood – 100 breast; 200 breast, 200 IM, 200 med rel., 400 med rel.; Jennifer Nichols – 200 back; Jennifer Rowe – 500 free, 1650 free, 800 free rel.; Sara Saltzstein – 200 breast, 1650 free, 400 IM; Heidi Savage – 100 fly, 200 fly; 200 free rel., 400 free rel., 200 med rel. 400 med rel.; Jennifer Shaar – 200 fly; Debbie Williams – 100 back, 200 back, 200 free rel., 400 free rel., 200 med rel., 400 med rel.

**1990** Heather Davies – 1-M dive; Christina Frueh – 200 free rel., 400 free rel., 800 free rel.; Kelly Hoelt – 50 free, 200 free rel., 400 free rel., 800 free rel., 200 med rel., 400 med rel.;

Stacia Johnson – 1-M dive, 3-M dive; Kelly Kinsella – 100 breast, 200 breast, 200 IM, 200 free rel.; Dora Lockwood – 100 breast, 200 breast, 200 IM, 200 med rel.; Laura Pearson – 100 breast, 200 breast, 400 med rel.; Jennifer Rowe – 500 free, 1650 free, 800 free rel.;

Heidi Savage – 100 fly, 200 fly, 100 free, 400 free rel., 200 med rel., 400 med rel.; Amy Schmidt – 100 back; 100 free, 200 IM; 400 free rel., 800 free rel.; Mary Beth Sines – 100 fly, 200 fly; Elizabeth Warnick – 100 fly, 200 IM; Debbie Williams – 100 back, 200 back, 50 free, 200 free rel., 200 med rel., 400 med rel.

**1991** Melissa Cherwin – 400 free rel.; Heather Davies – 1-M dive, 3-M dive; Stacia Johnson – 1-M dive, 3-M dive; Kelly Kinsella – 100 breast, 200 breast, 200 IM, 400 IM, 400 free rel., 200 med rel., 400 med rel.; Elizabeth Okano – 400 free rel., 200 med rel., 400 med rel.; Jennifer Rowe – 200 free, 500 free, 1650 free, 400 free rel.; Mary Beth Spines – 100 fly, 200 fly, 200 med rel., 400 med rel.; Joanna Sptel – 200 med rel., 400 med rel.

**1994** Darcy Stuart – 10-M dive

**1996** Darcy Stuart – 10-M dive

**Men**

**1958** Marshall Greer – 100 back

**1960** Charles Griffin – 100 breast, 200 breast; Arnold Kleban – 400 med rel.; William Newman – 400 free rel.; Ashley Norfleet – 50 free, 400 free rel., 400 med rel.; Richard Oldham – 400 free rel.; Patterson Taft – 100 breast, 400 free rel., 400 med rel.; George Worthington – 400 med rel.

**1961** Richard Chery – 400 med rel.; Charles Griffin – 100 breast, 200 breast, 200 IM, 400 med rel.; Charles Leuth – 400 med rel.; Ashley Norfleet – 50 free, 100 free, 400 med rel.

**1962** Charles Griffin – 100 breast

**1963** Michael Collins – 50 free, 100 free

**1964** Michael Collins – 50 free, 100 free, 400 med rel.; William Fries – 400 med rel.;

Douglas Morris – 400 med rel.; Charles Parish – 400 med rel.

**1965** Dallas Clarke – 400 med rel.; William Fries – 400 med rel.; Douglas Morris – 400 med rel.; Thomas Zinkand – 400 med rel.

**1969** Charles Johnston – 400 free rel.; Charles Parlier – 400 free rel.; Williams Poirier – 400 free rel.; Robert Rachor – 400 free rel.

**1970** David Pearl – 100 fly; Richard Stringer – 200 back

**1971** Rexford Hand – 100 free; David Pearl – 100 fly, 200 fly; Richard Stringer – 200 back

**1973** Rexford Hand – 50 free, 100 free

**1986** Bill McCormick – 1-M dive

**1993** Nate Smith – 1-M dive, 3-M dive, 10-M dive

**1994** Nate Smith – 1-M dive, 3-M dive, 10-M dive

**1995** Nate Smith – 1-M dive, 10-M dive

**1996** Ian Johnston – 100 breast, 200 breast; Nate Smith – 1-M dive, 3-M dive, 10-M dive

**2004** Terrence Fenningham – 200 free rel., 400 free rel.; Mike Linn – 200 free rel., 400 free rel.; Joe Smutz – 200 free rel., 400 free rel.; Noah White – 200 free rel., 400 free rel.

**2009** Adam Meyer – 200 fly

**2010** Adam Meyer – 200 fly

# NAVY

## Patriot League History

### Championship Meet Results

Year	Women — 19 Years						Men — 7 Years					
	Place	Points	Swim Titles	Relay Titles	Dive Titles	Total Titles	Place	Points	Swim Titles	Relay Titles	Dive Titles	Total Titles
1991-92	1st	745	2	2	2	2	DNC	—	—	—	—	—
1992-93	1st	744	5	0	0	5	DNC	—	—	—	—	—
1993-94	1st	708	5	1	0	6	DNC	—	—	—	—	—
1994-95	1st	865	6	1	0	7	DNC	—	—	—	—	—
1995-96	1st	860	10	3	1	14	DNC	—	—	—	—	—
1996-97	1st	860.5	5	3	1	9	DNC	—	—	—	—	—
1997-98	4th	560	6	0	0	6	DNC	—	—	—	—	—
1998-99	1st	851	6	4	2	12	DNC	—	—	—	—	—
1999-00	2nd	659	3	2	2	7	DNC	—	—	—	—	—
2000-01	3rd	594	4	1	0	5	DNC	—	—	—	—	—
2001-02	1st	663	4	2	0	6	DNC	—	—	—	—	—
2002-03	2nd	575	4	1	0	5	DNC	—	—	—	—	—
2003-04	3rd	534.5	5	4	0	9	1st	810	5	5	2	12
2004-05	2nd	598	4	2	0	6	1st	822.5	3	4	2	9
2005-06	3rd	744.5	1	0	0	1	1st	853	7	4	2	13
2006-07	1st	805	9	5	2	16	1st	864	5	1	2	8
2007-08	2nd	679	7	3	2	12	1st	887	5	3	2	10
2008-09	2nd	759.5	4	0	0	4	1st	1031.5	10	5	2	17
2009-10	1st	887	9	5	0	14	1st	1047	10	5	1	16
<b>Total</b>	<b>10 titles</b>	<b>—</b>	<b>95</b>	<b>39</b>	<b>12</b>	<b>146</b>	<b>7 titles</b>	<b>—</b>	<b>45</b>	<b>27</b>	<b>13</b>	<b>85</b>

### Championship Meet Award Winners

#### Swimmer of the Meet

##### Women

1993	Kelly Kinsella (co)
1994	Heidi Fearon (co)
1996	Heidi Fearon (co)
1996	Julia Mason (co)
1997	Julia Mason (co)
1999	Melissa Hawley
2002	Melissa Hawley
2003	Jenn Windstein
2004	Aubra Thomas
2005	Aubra Thomas (co)
2007	Kelly Zahalka
2008	Tara Chapmon
2009	Tara Chapmon
2010	Tara Chapmon

##### Men

2004	Noah White
2006	Joe Smutz
2009	Adam Meyer
2010	Adam Meyer

#### Diver of the Meet

##### Women

1992	Stacia Johnson
1997	Darcy Stuart (co)
1999	Elizabeth Peterson
2000	Elizabeth Peterson
2007	Katie Griffin
2008	Katie Griffin

##### Men

2004	Kevin Teague
2005	Kevin Teague
2006	Kevin Teague
2007	Kevin Teague
2008	Jon Galinski

2009

Olaf Olson

2010

Ben Nicholas

#### Rookie of the Meet (est. 2005)

##### Women

2007	Mallory Dietrich
2010	Laura Gorinski

##### Men

2006	David Guthmann
2008	Alex Buck
2009	Mac Anthony
2010	Justin Vagts

#### Swimming Coach of the Meet

##### Women

1993	Dick Purdy
1994	Dick Purdy
1995	Dick Purdy (co)
1996	Dick Purdy (co)
1997	Dick Purdy
1999	Dick Purdy
2007	John Morrison
2008	John Morrison
2010	John Morrison

##### Men

2004	Bill Roberts (co)
2005	Bill Roberts
2009	Bill Roberts

#### Diving Coach of the Meet

1992	Joe Suriano
2005	Joe Suriano
2007	Joe Suriano
2008	Joe Suriano

### Coaches of the Year



**John Morrison**  
2007, '08, '10  
Women's Swimming



**Dick Purdy**  
1993, '94, '95, '96, '97, '99  
Women's Swimming



**Bill Roberts**  
2004, '05, '09  
Men's Swimming



**Joe Suriano**  
1992, 2005, '07, '08  
Diving



# NAVY


## Championship Meet Event Titlists

### — Men


<b>2004</b>	
200 Back	Kevin Mukri
100 Fly	Terrence Fenningham
50 Free	Noah White
100 Free	Noah White
200 Free	Noah White
1-M Dive	Kevin Teague
3-M Dive	Kevin Teague
200 F Rel	Smutz, Linn, Fenningham, White
400 F Rel	Fenningham, Linn, Smutz, White
800 F Rel	Flemming, Plumb, Keefe, Boyd
200 M Rel	Linn, Fenningham, Boyd, White
400 M Rel	Mukri, DeMell, Fenningham, White
<b>2005</b>	
200 Back	Kevin Mukri
50 Free	Mike Linn
100 Free	Mike Linn
1-M Dive	Kevin Teague
3-M Dive	Kevin Teague
200 F Rel	Smutz, Penley, Flemming, Linn
400 F Rel	Smutz, Flemming, Linn, Hill
800 F Rel	Hill, Thorn, Flemming, Jenkins
200 M Rel	Mukri, DeMell, Linn, Smutz
<b>2006</b>	
100 Fly	Mike Linn
200 Fly	Tyler Hill
50 Free	Joe Smutz
100 Free	Mike Linn
200 Free	Joe Smutz
500 Free	Danny Flemming
1650 Free	David Guthmann
1-M Dive	Kevin Teague
3-M Dive	Kevin Teague
200 F Rel	Linn, Oldenkamp, Mihalko, Smutz
400 F Rel	Linn, Oldenkamp, Mihalko, Foschi
200 M Rel	Mukri, Molina, Linn, Smutz
400 M Rel	Mukri, Molina, Linn, Smutz
<b>2007</b>	
200 Back	Billy Vey
100 Breast	Ari Molina
500 Free	James Lascara
200 IM	Billy Vey
400 IM	Adam Meyer
1-M Dive	Kevin Teague
3-M Dive	Kevin Teague
200 F Rel	Oldenkamp, Mihalko, Dupre, Plumb

<b>2008</b>	
200 Back	Ryan Ward
200 Fly	Andrew Hetzner
50 Free	Alex Oldenkamp
100 Free	Alex Oldenkamp
400 IM	Billy Vey
1-M Dive	Jon Galinski
3-M Dive	Jon Galinski
200 F Rel	Unruh, Durham, Buck, Oldenkamp
400 F Rel	Oldenkamp, Unruh, Durham, Buck
800 F Rel	Durham, Helms, Buck, Hetzner
<b>2009</b>	
100 Back	Andrew Hetzner
200 Back	Andrew Hetzner
100 Fly	Adam Meyer
200 Fly	Adam Meyer
100 Free	Mac Anthony
200 Free	Mac Anthony
500 Free	Erik Hunter
1650 Free	Erik Hunter
200 IM	Adam Meyer
400 IM	Erik Hunter
1-M Dive	Olaf Olson
3-M Dive	Olaf Olson
200 F Rel	Aiken, Durham, Unruh, Oldenkamp
400 F Rel	Anthony, Aiken, Durham, Oldenkamp
800 F Relay	Anthony, Aiken, Curran, Durham
200 M Rel	Hetzner, Molina, A. Meyer, Oldenkamp
400 M Rel	Hetzner, Molina, A. Meyer, Oldenkamp
<b>2010</b>	
200 Back	Sam Martinette
200 Breast	Pete Donahue
100 Fly	Adam Meyer
200 Fly	Adam Meyer
100 Free	Aaron Aiken
200 Free	Mac Anthony
500 Free	Mac Anthony
1650 Free	Erik Hunter
200 IM	Adam Meyer
400 IM	Justin Vagts
1-M Dive	Ben Nicholas
200 F Rel	Aiken, Buck, Daniels, Komadina
400 F Rel	Anthony, Aiken, Daniels, Curran
800 F Rel	Hunter, A. Meyer, Curran, Anthony
200 M Rel	M. Meyer, Donahue, A. Meyer, Komadina
400 M Rel	M. Meyer, Donahue, A. Meyer, Aiken


## Multiple Athlete-of-the-Year Award Winners



**Tara Chapmon**  
2008, '09, '10  
Women's Swimming



**Heidi Fearon**  
1994, '96  
Women's Swimming




**Katie Griffin**  
2007, '08  
Women's Diving



**Melissa Hawley**  
1999, 2002  
Women's Swimming




**Julia Mason**  
1996, '97  
Women's Swimming




**Adam Meyer**  
2009, '10  
Men's Swimming



**Elizabeth Peterson**  
1999, 2000  
Women's Diving



**Kevin Teague**  
2004, '05, '06, '07  
Men's Diving



**Aubra Thomas**  
2004, '05  
Women's Swimming

★ 2010-11 UNITED STATES NAVAL ACADEMY SWIMMING & DIVING ★

# NAVY

## Career Championship Meet Event Titles — Women

Swimmers				Name			I R T			Name			I R T			Name			I R T		
Name	I	R	T	Name	I	R	T	Name	I	R	T	Name	I	R	T	Name	I	R	T		
Tara Chapmon	10	7	17	Stacey Haynes	2	6	8	Rachel Gray	0	4	4	Susanne Wienrich	0	2	2	Bridget Stamp	0	1	1		
Thuy-Mi Dinh	7	10	17	Mallory Dietrich	3	4	7	Michelle McKenna	2	2	4	Megan Welsh	0	2	2	Adriana Westerbeke	0	1	1		
Julia Mason	8	8	16	Lora Anderson	0	6	6	Toni Paruso	1	3	4	Julie Zavadny	0	2	2	Kate Windstein	0	1	1		
Aubra Thomas	6	8	14	Nicole Nicolette	0	6	6	Kellie Darmody	0	3	3	Brielle Adamovich	0	1	1	<b>Divers</b>					
Heidi Fearon	9	4	13	Kelly Welsh	3	3	6	Katie Ball	0	2	2	Lenaya Chamu	0	1	1	<b>Name</b>	<b>1M</b>	<b>3M</b>	<b>T</b>		
Melissa Hawley	7	6	13	Lauren Withers	3	3	6	Hollis Capuano	0	2	2	Rebecca Cline	0	1	1	Katie Griffin	2	2	4		
Tori Throckmorton	5	7	12	Katie Costello	0	5	5	Amy Jones	0	2	2	Laurie Felker	0	1	1	Elizabeth Peterson	2	2	4		
Kelly Zahalka	6	4	10	Stacie Gibson	1	4	5	Kara Kouloheras	0	2	2	Kelly Freeburn	0	1	1	Stacia Johnson	1	1	2		
Erin Emery	3	6	9	Laura Gorinski	3	2	5	Kristin Lowd	0	2	2	Julie Holland	0	1	1	Darcy Stuart	1	1	2		
Lee Ann Hurley	2	7	9	Kelly Kinsella	4	1	5	Mandy Minikus	0	2	2	Amy Hutchison	0	1	1						
Allison Moon	0	9	9	Allison Ranzau	0	5	5	Cari Murtaugh	2	0	2	Debi Kaufman	0	1	1						
Carolyn Wisner	4	5	9	Molly Salness	4	1	5	Any O'Donnell	0	2	2	Angie Maganza	1	0	1						
				Jenn Windstein	3	2	5	Mary Beth Sines	1	1	2	Meakin Poor	0	1	1						
				Sarah Dorenkott	0	4	4	Jennie Spencer	0	2	2	Amy Salness	1	0	1						



Laura Gorinski won a trio of individual events (and two relay events) at the 2010 Patriot League Championship to garner league rookie-of-the-year honors.



Pete Donahue totaled three Patriot League titles (one individual event, two relay events) at the 2010 Championship.



Erik Hunter's 1650 free win at the 2010 Patriot League Championship was his fourth individual event victory and fifth win overall at the league meet.

## Career Championship Meet Event Titles — Men

Swimmers				Name			I R T			Name			I R T			Name			I R T		
Name	I	R	T	Name	I	R	T	Name	I	R	T	Name	I	R	T	Name	I	R	T		
Mike Linn	4	10	14	Kevin Mukri	2	4	6	Joe Unruh	0	3	3	David Guthmann	1	0	1	Kevin Teague	4	4	8		
Adam Meyer	7	5	12	Terrence Fenningham	1	4	5	Billy Vey	3	0	3	J.J. Helms	0	1	1	Jon Galinski	1	1	2		
Alex Oldenkamp	2	9	11	Danny Flemming	1	4	5	Marshall Boyd	0	2	2	Christopher Jenkins	0	1	1	Olaf Olson	1	1	2		
Joe Smutz	2	8	10	Erik Hunter	4	1	5	Marshall Daniels	0	2	2	Jake Keefe	0	1	1	Ben Nicholas	1	0	1		
Mac Anthony	4	4	8	Ari Molina	1	4	5	Brian DeMell	0	2	2	James Lascara	1	0	1						
Aaron Aiken	1	6	7	Alex Buck	0	4	4	Frank Komadina	0	2	2	Sam Martinette	1	0	1						
Noah White	3	4	7	Jack Curran	0	3	3	Mark Meyer	0	2	2	Brad Penley	0	1	1						
Nathan Durham	0	6	6	Pete Donahue	1	2	3	Andrew Plumb	0	2	2	Andrew Thom	0	1	1						
Andrew Hetzner	3	3	6	Tyler Hill	1	2	3	Wren Dupre	0	1	1	Justin Vagts	1	0	1						
				Preston Mihalko	0	3	3	Christian Foschi	0	1	1	Ryan Ward	1	0	1						

★ 2010-11 UNITED STATES NAVAL ACADEMY SWIMMING & DIVING ★

# NAVY

## All-Patriot League Honorees

### Women

#### All-Patriot League (1995-2003)

<b>1995</b>	Kendra Deppe, Heidi Fearon, Stacey Haynes, Lee Ann Hurley, Michelle McKenna, Nicolle Nollette, Bridget Stamp, Carolyn Wisner
<b>1996</b>	Lora Anderson, Heidi Fearon, Stacie Gibson, Stacey Haynes, Julia Mason, Amy O'Donnell, Bridget Stamp, Darcy Stuart, Lauren Withers
<b>1997</b>	Lora Anderson, Stacie Gibson, Lee Ann Hurley, Julia Mason, Molly Salness, Bridget Stamp, Darcy Stuart, Kelly Welsh, Lauren Withers
<b>1998</b>	Erin Emery, Lee Ann Hurley, Angie Maganza, Molly Salness, Bridget Stamp, Kelly Welsh
<b>1999</b>	Erin Emery, Melissa Hawley, Julia Mason, Cari Murtagh, Elizabeth Peterson, Molly Salness, Kate Windstein
<b>2000</b>	Erin Emery, Melissa Hawley, Elizabeth Peterson, Molly Salness
<b>2001</b>	Erin Emery, Melissa Hawley
<b>2002</b>	Laurie Felker, Melissa Hawley, Allison Moon, Tori Throckmorton, Megan Welsh
<b>2003</b>	Allison Moon, Tori Throckmorton, Jenn Windstein

#### First-Team All-League (2004-pres.)

<b>2004</b>	Aubra Thomas, Tori Throckmorton, Jenn Windstein
<b>2005</b>	Kelly Freeburn, Meakin Poor, Aubra Thomas, Tori Throckmorton, Jenn Windstein
<b>2006</b>	Jennie Spencer, Aubra Thomas, Kelly Zahalka
<b>2007</b>	Tara Chapmon, Mallory Dietrich, Thuy-Mi Dinh, Sarah Dorenkott, Katie Griffin, Aubra Thomas, Kelly Zahalka
<b>2008</b>	Tara Chapmon, Thuy-Mi Dinh, Katie Griffin, <b>Allison Ranzau</b> , <b>Tessa Snow</b> , Kelly Zahalka
<b>2009</b>	Tara Chapmon, Mallory Dietrich, Thuy-Mi Dinh
<b>2010</b>	<b>Hollis Capuano</b> , Tara Chapmon, <b>Kellie Darmody</b> , <b>Laura Gorinski</b> , Thuy-Mi Dinh, <b>Toni Paruso</b> , <b>Allison Ranzau</b>

#### Second-Team All-League (2004-pres.)

<b>2004</b>	Allison Moon, Meakin Poor,
<b>2005</b>	Rachel Gray, Katie Griffin
<b>2006</b>	Katie Griffin
<b>2007</b>	Desiree' Robison, Jennie Spencer
<b>2008</b>	<b>Natalie Albertson</b> , Desiree' Robison
<b>2009</b>	Allison Aichele, <b>Natalie Albertson</b> , <b>Sarah Lindberg</b> , <b>Allison Ranzau</b> , <b>Tessa Snow</b> , Jennie Spencer, Desiree' Robison
<b>2010</b>	<b>Natalie Albertson</b> , Bryn Moriarty, <b>Tessa Snow</b> , <b>Courtney Vandament</b> , <b>Daphne Williams</b>

### Men

#### First-Team All-Patriot League

<b>2004</b>	Marshall Boyd, Brian DeMell, Terrence Fenningham, Mike Linn, Kevin Mukri, Joe Smutz, Kevin Teague, Noah White
<b>2005</b>	Danny Flemming, Chris Jenkins, Tyler Hill, Mike Linn, Kevin Mukri, Joe Smutz, Kevin Teague, Andrew Thorn
<b>2006</b>	Danny Flemming, David Guthmann, Tyler Hill, Mike Linn, Joe Smutz, Kevin Teague
<b>2007</b>	Andy Bockus, Tyler Hill, James Lascara, Adam Meyer, Preston Mihalko, Ari Molina, Andrew Plumb, Cody Reeb, Kevin Teague, Billy Vey
<b>2008</b>	Alex Buck, Nathan Durham, Jon Galinski, Andrew Hetzner, Nathan LeRoy, Alex Oldenkamp, Billy Vey, <b>Ryan Ward</b>
<b>2009</b>	<b>Aaron Aiken</b> , <b>Mac Anthony</b> , <b>Jesse Cohen</b> , Andrew Hetzner, Erik Hunter, Sam Marinette, Adam Meyer, Mark Meyer, Olaf Olson, <b>Patrick Veltman</b> , <b>Billy Vey</b> , <b>Dan Warner</b>
<b>2010</b>	<b>Mac Anthony</b> , <b>Aaron Aiken</b> , <b>Pete Donahue</b> , <b>Steve Duketh</b> , Erik Hunter, James Lascara, Sam Marinette, Adam Meyer, Mark Meyer, Ben Nicholas, Joe Stark, Justin Vagts, <b>Patrick Veltman</b>

#### Second-Team All-Patriot League

<b>2004</b>	Danny Flemming, Ian Getzler, Brad Snyder
<b>2005</b>	Jake Keefe, John Kennedy, Danny Mizelle, Chris Speicher
<b>2006</b>	Andy Bockus, Christian Foschi, Ian Getzler, Preston Mihalko, Danny Mizelle, Kevin Mukri, Alex Oldenkamp
<b>2007</b>	Jon Galinski, Adam Niekraas, Alex Oldenkamp, Andrew Utama
<b>2008</b>	David Guthmann, J.J. Helms, Adam Niekraas, <b>Olaf Olson</b> , Dan Warner
<b>2009</b>	Jack Curran, Nathan Durham, Jon Galinski, Ari Molina, Ben Nicholas, Alex Oldenkamp, Andrew Utama
<b>2010</b>	Alex Buck, Jack Curran, <b>Bryan Gentz</b> , Andrew Utama

## Four-Time All-Patriot League Honorees

### Women

Erin Emery	1998-2001
Katie Griffin	2005-08
Melissa Hawley	1999-2002
Molly Salness	1997-2000
Bridget Stamp	1995-98
Aubra Thomas	2004-07
Tori Throckmorton	2002-05
Tara Chapmon	2007-10
Thuy-Mi Dinh	2007-10

### Men

Alex Oldenkamp	2006-09
Kevin Teague	2004-07



**Jon Galinski '09** was a three-time all-league selection, was named as the Patriot League's 2009 Diver of the Year and competed at the NCAA Championship as a senior.

# NAVY

## Patriot League Athletes of the Week

### Women – Swimming

<b>2002-03</b>	
D10	Allison Moon
N19	Tori Throckmorton
O29, J14	Jenn Windstein
<b>2003-04</b>	
D9	Aubra Thomas
J13, F3	Tori Throckmorton
O21	Jenn Windstein
<b>2004-05</b>	
N9	Kelly Freeburn
O19, N2	Aubra Thomas
O26	Tori Throckmorton
<b>2005-06</b>	
O25	Sally Bakewell
D6	Aubra Thomas
O18	Kelly Zahalka
<b>2006-07</b>	
N8	Tara Chapmon
N1, J15, J29	Mallory Dietrich
N13	Thuy-Mi Dinh
<b>2007-08</b>	
O24, N6, N20, F5	Tara Chapmon
J15	Thuy-Mi Dinh
<b>2008-09</b>	
O14, N11, N25, J13	Tara Chapmon
O21, J21, J27	Mallory Dietrich
O28	Thuy-Mi Dinh
<b>2009-10</b>	
O13, O27, N10, N24,	Tara Chapmon
J19, J26, F2	
D15	Thuy-Mi Dinh

### Men – Swimming

<b>2003-04</b>	
O21	Terrance Fenningham
N4	Noah White
<b>2004-05</b>	
O26, N23	Mike Linn
J18, F15	Joe Smutz
O19	Andrew Thorn
<b>2005-06</b>	
F14	Brooks Cameron
D6	Mike Linn
O18, N15, N22, J10	Joe Smutz
<b>2006-07</b>	
D12, J8, J15, F5	Kevin Mukri
<b>2007-08</b>	
O20, N20, D4,	Adam Meyer
J8, J15, F5	
F12	Alex Oldenkamp
<b>2008-09</b>	
O21, F10	Andrew Hetzner
J27	Sam Martinette
O28, N11, D9, J13	Adam Meyer
<b>2009-10</b>	
J12	Aaron Aiken
J26	Mac Anthony
N24, F9	Erik Hunter
O27, N10, D15, F2	Adam Meyer

### Women – Diving

<b>2003-04</b>	
J20	Sheila Singer
<b>2004-05</b>	
O19, N16, F1	Katie Griffin
<b>2005-06</b>	
O18, N8, N15	Katie Griffin
<b>2006-07</b>	
O18, N1, N13, D5,	Katie Griffin
J15, J29, F5	
<b>2007-08</b>	
O24, O30, N6, N13,	Katie Griffin
D4, J15, J29	
<b>2008-09</b>	
O28, D9	Desiree Robison
<b>2009-10</b>	
D15	Jordyn Nicholl

### Men – Diving

<b>2003-04</b>	
O22, N29, N27,	Kevin Teague
D11, J15, F11	
<b>2004-05</b>	
O19, N23, D8, F8	Kevin Teague
<b>2005-06</b>	
O18, N1, N15, D6,	Kevin Teague
J10, J31, F14	
<b>2006-07</b>	
O18, N1, N21,	Kevin Teague
D5, D12, J8	
<b>2007-08</b>	
J8	Jon Galinski
J15	Adam Niekraas
O24, O30, N13,	Olaf Olson
D4, F12	
<b>2008-09</b>	
O14, D9	Jon Galinski
O28, N11, N25,	Olaf Olson
J13, J27, F10	
<b>2009-10</b>	
O27	Bryan Gentz
N10, D5, F2, F9	Ben Nicholas
O13, N24, J12	Olaf Olson

### CSCAA/CollegeSwimming.com

#### National Swimmer of the Week

<b>Women</b>	
D6, 2006	Mallory Dietrich
<b>Men</b>	
D13, 2006	Kevin Mukri
D17, 2008	Andrew Hetzner
J19, 2009	Adam Meyer
D16, 2009	Adam Meyer



Jenn Windstein totaled three Patriot League Swimmer-of-the-Week honors during her career.



Aaron Aiken was selected as the Patriot League's Swimmer of the Week on January 12, 2010.

# NAVY

## Men's ECAC Championship History

### Championship Meet Results

Year	Place	Points
2008-09	1st	437
2009-10	1st	673.5

### Championship Meet Event Titlists

Year	Event	Swimmer
2009	200 Fly	Steve Dukleth
	500 Free	James Lascara
	1650 Free	James Lascara
400 IM	400 IM	James Lascara
	200 F Relay	Blazuk, Buck, Komadina, Mihalko
400 F Relay	400 F Relay	Daniels, Komadina, Blazuk, Mihalko
	800 F Relay	Lascara, Blazuk, Norton, Buck
2010	200 Fly	Jesse Cohen
	50 Free	Robbie Parker
	200 Free	Will Norton
	500 Free	Will Norton
	1650 Free	John Ojard

### Career Championship Meet Event Titles

Swimmers	Name	I	R	T
James Lascara	Preston Mihalko	3	1	4
Andrew Blazuk	Jesse Cohen	0	3	3
Will Norton	Marshall Daniels	2	1	3
Alex Buck	Steve Dukleth	0	2	2
Frank Komadina	John Ojard	0	2	2
	Robbie Parker	1	0	1

## Women's Eastern Championship History

### Championship Meet Results

Eastern Women's Swimming League			Eastern Collegiate Athletic Conference		
Year	Place	Points	Year	Place	Points
1978-79	8th	105	1997-98	13th	71
1979-80	6th	137	1998-99	3rd	411
1980-81	6th	160	1999-00	5th	294
'81-82 - '90-91		DNC	2000-01	6th	273.5
1991-92	10th	134	2001-02	7th	255.5
1992-93	10th	140	2002-03	4th	276
1993-94	9th	145	'03-04 - '06-07		DNC
1994-95	8th	218	2007-08	9th	181
1995-96	7th	239	2008-09	5th	341
1996-97	6th	278	2009-10	6th	259

### Championship Meet Event Titlists

Year	Event	Swimmer
1979	100 Fly	Kristin Collins
	50 Fly	Kristin Collins
1980	100 Fly	Kristin Collins
	1-M Dive	Darcy Stuart
1981	100 Fly	Kristin Collins
	1-M Dive	Stacia Johnson
1982	100 Fly	Kristin Collins
	3-M Dive	Stacia Johnson
1996	100 Breast	Julia Mason
	1-M Dive	Darcy Stuart
1997	100 Breast	Julia Mason
	1-M Dive	Darcy Stuart
1999	200 IM	Melissa Hawley
	400 F Rel	Mason, Jones, Emery, Hawley
2000	200 IM	Melissa Hawley
	400 M Rel	Ball, Mason, Welsh, Jones
2001	200 IM	Melissa Hawley
	400 M Rel	Lindberg, Gorinski, Paruso, Capuano
2002	200 Breast	Laura Gorinski
	500 Free	Laura Gorinski
2003	200 M Rel	Lindberg, Gorinski, Paruso, Capuano
	400 M Rel	Lindberg, Gorinski, Paruso, Capuano

### Career Championship Meet Event Titles

Swimmers	Name	I	R	T
Laura Gorinski	Katie Ball	2	2	4
Melissa Hawley	Erin Emery	3	1	4
Julia Mason	Kelly Welsh	2	2	4
Kristin Collins		3	0	3
Hollis Capuano		0	2	2
Amy Jones		0	2	2
Sarah Lindberg		0	2	2
Toni Paruso		0	2	2

Divers	Name	1M	3M	T
	Stacia Johnson	1	1	2
	Darcy Stuart	1	0	1



The Navy men's swimming and diving team won the 2009 ECAC Open Championship. It was the first time that Navy competed at the event. The Mids made it back-to-back titles with their win in 2010.

★ 2010-11 UNITED STATES NAVAL ACADEMY SWIMMING & DIVING ★



# NAVY

## Colonial Athletic Association History

### Championship Meet Results

Year	Women						Men					
	Place	Points	Swim Titles	Relay Titles	Dive Titles	Total Titles	Place	Points	Swim Titles	Relay Titles	Dive Titles	Total Titles
1986-87	3rd	587	5	2	0	7	1st	651	1	0	2	3
1987-88	1st	745	5	2	0	7	1st	625.5	2	2	0	4
1988-89	1st	817	3	3	2	8	2nd	572	1	0	0	1
1989-90	1st	760	1	4	1	6	DNC	—	—	—	—	—
1990-91	4th	495	0	0	2	2	DNC	—	—	—	—	—

### Championship Meet Event Titlists

Women		1988		50 Free		Debbie Williams		200 F Rel		Williams, Kinsella, Frueh, Hoeft		Men	
<b>1987</b>		100 Back	Debbie Williams	1-M Dive	Stacia Johnson	400 F Rel	Hoeft, Schmidt, Kinsella, Savage	<b>1987</b>		50 Free	Jeff Thompson		
100 Back	Debbie Williams	200 Back	Debbie Williams	3-M Dive	Stacia Johnson	200 M Rel	Williams, Lockwood, Savage, Hoeft	1-M Dive	Paul Feduchak	3-M Dive	Jason Michal		
200 Back	Debbie Williams	50 Free	Debbie Williams	200 F Rel	Williams, Savage, Frueh, Becker	400 M Rel	Williams, Lockwood, Savage, Hoeft	3-M Dive	Rich Bomhold			<b>1988</b>	
100 Breast	Dora Lockwood	1650 Free	Jennifer Rowe	200 M Rel	Williams, Lockwood, Savage, Becker			100 Back	James Webster			200 Fly	Tom Manning
200 Breast	Dora Lockwood	200 IM	Beth Warnick	400 M Rel	Williams, Lockwood, Savage, Becker			1-M Dive	Jason Michal			3-M Dive	Rich Bomhold
50 Free	Debbie Williams	200 M Rel	Williams, Lockwood, Savage, Frueh			<b>1990</b>		200 Fly	Mary Beth Sines				
200 M Rel	Williams, Lockwood, Savage, Frueh	400 M Rel	Williams, Savage, Komer, Pearson			3-M Dive	Stacia Johnson	3-M Dive	Stacia Johnson			<b>1989</b>	
400 M Rel	Williams, Savage, Frueh, Pearson							100 Free	Chris Smith				
		<b>1989</b>											
		100 Back	Debbie Williams										
		200 Back	Debbie Williams										

### Career Championship Meet Event Titles

Women – Swimmers				Men – Swimmers			
Name	I	R	T	Name	I	R	T
Debbie Williams	9	10	19	Tom Manning	1	0	1
Heidi Savage	0	10	10	Chris Smith	1	0	1
Dora Lockwood	2	6	8	Jeff Thompson	1	0	1
Chris Frueh	0	5	5	James Webster	1	0	1
Kelly Hoeft	0	4	4				
Robbi Becker	0	3	3	Men – Divers			
Kelly Kinsella	0	2	2	Name	1M	3M	T
Laura Pearson	0	2	2	Jason Michal	1	1	2
Anne Komer	0	1	1	Rich Bomhold	0	1	1
Jennifer Rowe	1	0	1	Paul Feduchak	1	0	1


Women – Divers			
Name	1M	3M	T
Stacia Johnson	2	3	5

### Championship Meet Award Winners

Athlete of the Meet		Swimming Coach of the Meet	
<b>Women</b>		<b>Women</b>	
1987	Debbie Williams	1988	Dick Purdy
1988	Debbie Williams	1990	Dick Purdy
<b>Diver of the Meet</b>		<b>Men</b>	
<b>Women</b>		1987	Lee Lawrence
1991	Stacia Johnson	1988	Lee Lawrence (co)



Stacia Johnson '92 was tabbed as the CAA Diver of the Meet in 1991. A few weeks later she would go on to win the NCAA Division II title on the three-meter springboard.



Debbie Williams was a two-time athlete-of-the-year award winner in the CAA who also earned NCAA All-America honors in each of her four years at Navy (1987-90).

# NAVY

## Academic Honors

### CoSIDA Academic All-Americans

Men		Women	
Year	Name (Team)	Year	Name (Team)
1996	Nathan Smith (1st)	1983	Cheryl Dolyniuk (2nd)
1997	Britton Smith (3rd)	1988	Leanne Fielding (2nd)
1998	Britton Smith (2nd)	2007	Kelly Zahalka (3rd)
2009	Nathan Durham (3rd)	2008	Kelly Zahalka (1st)
2010	Alex Buck (1st)	2009	Kelly Zahalka (1st)

### Patriot League Scholar-Athlete of the Year (All Sports)

#### Women

Year	Name
2008	Kelly Zahalka

### Patriot League Scholar-Athlete of the Year (Swimming & Diving)

#### Men

Year	Name	Year	Name
2004	Noah White	1993	Heather Davies (co)
		2004	Allison Moon
		2007	Kelly Zahalka
		2008	Kelly Zahalka
		2009	Kelly Zahalka

### CSCAA Scholar-All-Americans

#### Men

Year	Name (Team)	Year	Name (Team)
2009	James Lascara (HM)	2007	Kelly Zahalka (HM)
2009	Mark Meyer (HM)	2009	Tara Chapmon (1st)
		2010	Tara Chapmon
		2010	Laura Gorinski

### Patriot League Academic Honor Roll

#### Women

Year	Name
1992	Heather Davies
1993	Heather Davies, Stephanie Henson
1994	Michelle Baumbich, Jennifer Campion, Shana Gritsavage, Elizabeth Scoonover, Carolyn Shull, Darcy Stuart, Renee Tanaka,
1995	Lynn Fodrea, Carolyn Shull, Bridget Stamp, Darcy Stuart, Renee Tanaka, Rebecca Zuwallack
1996	Jennifer Campion, Rebecca Cline, Heidi Fearon, Stacey Haynes, Amy Kellstrand, Jodi McGovney, Bridget Stamp, Renee Tanaka, Susanne Wienrich
1997	Lora Anderson, Erica Butler, Amy Kellstrand, Julia Mason, Susan McDowell, Becky Schwanbeck, Bridget Stamp, Susanne Wienrich
1998	Lora Anderson, Erica Butler, Julia Mason, Susan McDowell, Courtney Minetree
1999	Rebecca Baldwin, Julie Dunnigan, Jennifer Everson, Amy Jones, Katie Kennedy, Courtney Minetree
2000	Rebecca Baldwin, Julie Dunnigan, Amy Jones, Courtney Minetree, Molly Sainess, Kristi Tjoa
2001	Megan Barnett, Julie Dunnigan, Erin Emery, Jennifer Everson, Sara Faibisoff, Amy Jones, Kim Montague, Allison Moon, Laura Reshetar, Kristi Tjoa, Alicia Washkevich
2002	Rebecca Baldwin, Megan Barnett, Samantha Bodley, Kate D'Epagnier, Laurie Felker, Kim Montague, Allison Moon, Brenna Schnars
2003	Rebecca Baldwin, Megan Barnett, Kim Montague, Jessica Box, Allison Moon, Kate D'Epagnier, Sarah Mooney, Tori Throckmorton, Allison Went
2004	Lynne Hoppe, Allison Moon, Susan Richardson, Allison Went
2005	Jamie Call, Kate D'Epagnier, Julie Holland, Sarah Mooney, Sheila Singer, Tori Throckmorton
2006	Jamie Call, Darby Driscoll, Mary Hesler, Hollace Mulliken, Sheila Singer, Kelly Zahalka
2007	Allison Aichele, Jamie Call, Darby Driscoll, Kalea Middendorf, Lauren Milliron, Hollace Mulliken, Rachel Walker, Kelly Zahalka
2008	Allison Aichele, <b>Natalie Albertson</b> , Jamie Call, Tara Chapmon, Sarah Duffy, Katie Griffin, Kristin Lowd, Jennie Spencer, Kelly Zahalka

2009 Allison Aichele, Tara Chapmon, Sarah Duffy, **Mary-Elyse Janowski**, Sylvia Knap, Clare McKenna, Carmen Meier, Kalea Middendorf, Kelly Reightler, Jennie Spencer, Heather Waldorf, **Allison Warwick**, Kelly Zahalka

2010 Allison Aichele, Tara Chapmon, **Katie Davidson**, **Laura Gorinski**, Kalea Middendorf, **Daphne Williams**

#### Men

Year	Name
2004	Jason Burkett, Jake Keefe, John Kennedy, Tim Leonardi, Joe Reardon, Tyler Smith, Noah White, Kevin Teague
2005	Andy Bockus, Tommy Brown, Danny Flemming, John Kennedy, Brad Penley, Joe Reardon, Greg Schmucker, Chris Speicher, Kevin Teague, Andrew Thorn
2006	Andy Bockus, Danny Flemming, David Guthmann, Chris Jenkins, John Kennedy, John Lyles, Adam Niekras, Christian Nielsen, Andrew Plumb, Greg Schmucker, Zach Templin, Andrew Thorn, Dan Warner
2007	Kyle Abner, Andy Bockus, Danny Flemming, David Guthmann, John Kennedy, James Lascara, John Lyles, Adam Niekras, Christian Nielsen, Andrew Plumb, Greg Schmucker, Kevin Teague, Joe Unruh, Matt Wood
2008	Kyle Abner, Nathan Durham, David Guthmann, Frank Komadina, James Lascara, Adam Meyer, Adam Niekras, Christian Nielsen, Joe Unruh, Dan Warner, Matt Wood
2009	Kyle Abner, Alex Buck, <b>Adam Calloway</b> , Nathan Durham, <b>Matthew Harmon</b> , James Lascara, <b>Mark Meyer</b> , <b>Ryan Stumpf</b> , Joe Unruh, <b>Patrick Veltman</b> , Billy Vey
2010	<b>Mac Anthony</b> , <b>Sean Bagent</b> , <b>Ben Bondurant</b> , <b>Tanner Bosch</b> , Alex Buck, <b>Adam Calloway</b> , <b>Andrew Feeney</b> , Joey Girani, <b>Matthew Harmon</b> , <b>Erik Hunter</b> , James Lascara, <b>Drew Mays</b> , Adam Meyer, <b>Mark Meyer</b> , <b>Ryan Stumpf</b>



Chris Speicher '05



Kelly Zahalka '09

# NAVY

## NAAA Major Award Winners

Each year during the Prizes and Awards presentation held during Commissioning Week, the Naval Academy Athletic Association announces the recipients of its major awards for that year. These awards are the highest form of recognition the NAAA can bestow upon a student-athlete. The list of winners includes some of the most memorable and decorated Midshipmen in Navy athletic history. Following are the members of the swimming and diving programs who have garnered these prestigious awards over the years.

### NAAA Sword for Men (established in 1893)

"Presented to the midshipman of the graduating class declared by the Association's Athletic Committee to have personally excelled in athletics during his years of varsity competition."

Year	Name (Class)	Sport(s)
1947	J.H. Carrington ('48)	Swimming, Football, Lacrosse
1992	Luis Nicolao ('92)	Swimming, Water Polo
1996	Nathan Smith ('96)	Diving
2010	Adam Meyer ('10)	Swimming

### Vice Adm. Lawrence Sword for Women (established in 1980)

"Presented to the woman of the graduating class declared by the Association's Athletic Committee to have personally excelled in athletics during her years of varsity competition."

Year	Name (Class)	Sport(s)
1980	Peggy Feldmann ('80)	Swimming
1983	Cheryl Dolyniuk ('83)	Swimming, Crew, Volleyball
1990	Deborah Williams ('90)	Swimming
1995	Carolyn Wisner ('95)	Swimming
1996	Heidi Fearon ('96)	Swimming
1997	Darcy Stuart ('97)	Diving
2010	Tara Chapmon ('10)	Swimming

### Thompson Trophy Cup (established in 1980)

"Presented to the midshipman, male or female, declared by the Association's Athletic Committee to have done the most during the year for the promotion of athletics at the Naval Academy."


Year	Name (Class)	Sport(s)
1983	Cheryl Dolyniuk ('83)	Swimming, Crew, Volleyball
1989	Deborah Williams ('90)	Swimming
1992	Stacia Johnson ('92)	Diving
2006	Joe Smutz ('06)	Swimming

### Coaches Calvert Award (established in 1973 for men; in 1990 for women)

"Presented by the Naval Academy Athletic Association in honor of Vice Admiral James Calvert, Superintendent of the Naval Academy (1968-72), to the varsity letterman (men and women) of the graduating class selected by the varsity coaches as having persevered the most in their career."

Year	Name (Class)	Sport(s)
2004	Marshall Boyd ('04)	Swimming

Year	Name (Class)	Sport(s)
1996	Stacey Haynes ('96)	Swimming
2010	Thuy-Mi Dinh ('10)	Swimming



2010 Sword recipients Adam Meyer and Tara Chapmon.

# NAVY

## Former Navy Assistant Swimming Coaches



▲ **Bill Roberts**

*In addition to turning out successful student-athletes and strong leaders of the Navy and Marine Corps over the years, the Navy swimming program also has produced a number of talented assistant coaches who have gone on to become successful head coach in their own right. This list of head coaches who were once assistant coaches at Navy includes current Navy men's head coach Bill Roberts and Navy women's head coach John Morrison.*

*Another former Navy assistant swim coach, John Havelich, augmented into the SEALs after his stint at the USNA and recently was promoted to Captain.*

### Former Navy Swimming Assistant Coaches

- Beth Bower — Georgetown head coach (retired)
- Ed Denny — California (Pa.) head coach
- Tim Flannery — Kutztown head coach
- Adam Kennedy — Univ. of the Pacific head coach
- Lee Lawrence — Navy men's head coach (retired)
- Pete Lindsay — Miami (Ohio) men's head coach
- Brian McLaughlin — Montclair State head coach
- McGee Moody — South Carolina head coach
- John Morrison — Navy women's head coach**
- Bill Roberts — Navy men's head coach**
- Dick Purdy — Navy women's head coach (retired)
- Bob Thompson — Duke head coach (deceased)
- Chris Villa — Indiana (Pa.) head coach



▲ **John Morrison**



▲ **Pete Lindsay**



▲ **McGee Moody**



▲ **Adam Kennedy**