


HISTORY



N

NAVY COACHING HISTORY

11 NCAA TOURNAMENTS ▶ 8 PATRIOT LEAGUE CHAMPIONSHIPS ▶ 13 ALL-AMERICA SELECTIONS ▶ 17 ALL-PATRIOT LEAGUE HONORS ▶ 16 ALL-ROOKIE TEAM SELECTIONS

Patriot League Coach of The Year

Coach	Year
Billy Lange	2008
Don DeVoe	2000
Don DeVoe	1997
Don DeVoe	1994

NCAA Tournament Appearances

Coach	No.
Ben Carnevale	5
Don DeVoe	3
Paul Evans	2
Pete Herrmann	1

NCAA Tournament Record

Coach	Record
Ben Carnevale	4-5
Paul Evans	4-2
Pete Herrmann	0-1
Don DeVoe	0-3

Highest Winning Percentage

Coach	W-L	Pct.
Lawrence Wild	10-0	1.000
Louis Wenzell	9-0	1.000
Bernard Wills	10-1	.909
Coach Colliflower	37-4	.902
Billy Lush	82-11	.882

Most Victories

Coach	Yrs.	Record
Ben Carnevale	20	256-161
John Wilson	20	206-94
Don DeVoe	12	184-161
Paul Evans	6	119-60
Dave Smalley	10	94-130

Most Games Coached

Coach	Yrs.	Games
Ben Carnevale	20	417
Don DeVoe	12	345
John Wilson	20	300
Dave Smalley	10	224
Paul Evans	6	179

Most Seasons at Navy

Coach	Yrs.	Record
Ben Carnevale	20	256-161
John Wilson	20	206-93
Don DeVoe	12	184-161
Dave Smalley	10	94-130
Paul Evans	6	119-60
Pete Herrmann	6	63-110
Billy Lush	6	82-11

J. Finneman

Seasons: 1 (1908)	
Navy Record: 2-2 (.500)	
Year	Record
1908	2-2

Billy Lush

Seasons: 6 (1909-10, 1919-22)	
Navy Record: 82-11 (.882)	
Year	Record
1909	8-3
1910	10-1
1919	16-0
1920	14-3
1921	18-1
1922	16-3

Bernard Wills

Seasons: 1 (1911)	
Navy Record: 10-1 (.909)	
Year	Record
1911	10-1

All-American
Harry Hill (1st team; 1911)

George Jacobs

Seasons: 1 (1912)	
Navy Record: 7-1 (.875)	
Year	Record
1912	7-1

Louis Wenzell

Seasons: 1 (1913)	
Navy Record: 9-0 (1.000)	
Year	Record
1913	9-0

National Champions: 1913
All-American
Lawrence Wild (1st team; 1913)

Laurence Wild

Seasons: 1 (1914)	
Navy Record: 10-0 (1.000)	
Year	Record
1914	10-0

Albert Cohen

Seasons: 1 (1915)	
Navy Record: 9-2	
Year	Record
1915	9-2

Coach Colliflower

Seasons: 3 (1916-18)	
Navy Record: 37-4 (.902)	
Year	Record
1916	12-2
1917	11-0
1918	14-2

James Allen

Seasons: 3 (1923-25)	
Navy Record: 47-12 (.797)	
Year	Record
1923	14-4
1924	15-3
1925	18-5

All-American
Ira McKee (1st team; 1923)

Herb Underwood

Seasons: 1 (1926)	
Navy Record: 12-5 (.706)	
Year	Record
1916	12-5

John Wilson

Seasons: 20 (1927-46)	
Navy Record: 206-94 (.687)	
Year	Record
1927	15-2
1928	13-5
1929	8-8
1930	10-6
1931	14-3
1932	13-3
1933	14-2
1934	11-2
1935	13-3
1936	7-7
1937	9-5
1938	11-3
1939	8-6
1940	3-11
1941	9-5
1942	8-6
1943	6-8
1944	10-4
1945	12-2
1946	12-3

All-Americans
Elliot Loughlin (1st team; 1933)
Adrian Back, Jr. (1st team; 1945)

Ben Carnevale

Seasons: 20 (1947-66)	
Navy Record: 256-161 (.614)	
Year	Record
1947	16-3
1948	10-7
1949	11-10
1950	14-7
1951	16-6
1952	16-7
1953	16-5
1954	18-8
1955	11-9
1956	10-9
1957	15-8
1958	10-10
1959	18-6
1960	16-6
1961	10-9
1962	13-8
1963	9-9
1964	10-12
1965	10-10
1966	7-12



Ben Carnevale led Navy to NCAA Tournaments in 1947, 1953, 1954, 1959 and 1960.

NAVY COACHING HISTORY

All-Americans

Kenneth Shugart (2nd team; 1947)
 Don Lange (3rd team; 1953)
 John Clune (2nd team; 1954)
NCAA Tourneys: 1947, 1953, 1954, 1959, 1960
NIT Tourneys: 1962

Dave Smalley

Seasons: 10 (1967-76)
Navy Record: 94-130 (.420)

Year	Record
1967	8-10
1968	9-11
1969	7-14
1970	4-19
1971	12-12
1972	10-13
1973	13-12
1974	9-13
1975	12-12
1976	10-14

Bob Hamilton

Seasons: 4 (1977-80)
Navy Record: 54-47 (.535)

Year	Record
1977	13-11
1978	14-11
1979	13-12
1980	14-13

Paul Evans

Seasons: 6 (1981-86)
Navy Record: 119-60 (.665)

Year	Record
1981	9-16
1982	12-14
1983	18-11
1984	24-8
1985	26-6
1986	30-5

All-American

David Robinson (1st team; 1986)

Conference Tournament Titles

ECAC South (1985)
 Colonial Athletic (1986)

Regular-Season Titles

ECAC South (1985)
 Colonial Athletic (1986)

NCAA Tourneys: 1985, 1986

Pete Herrmann

Seasons: 6 (1987-92)
Navy Record: 63-110 (.364)

Year	Record
1987	26-6
1988	12-16
1989	6-22
1990	5-23
1991	8-21
1992	6-22

All-Americans

David Robinson (1st team; 1987)

Player of the Year

David Robinson (1987)

Conference Tournament Titles

Colonial Athletic (1987)

Regular-Season Titles

Colonial Athletic (1987)

NCAA Tourneys: 1987



Don DeVoe won 184 games in just 12 years at Navy, leading the Mids to three NCAA Tournaments.

Don DeVoe

Seasons: 12 (1993-2004)
Navy Record: 184-161 (.533)

Year	Record
1993	8-19
1994	17-13
1995	20-9
1996	15-12
1997	20-9
1998	19-11

1999	20-7
2000	23-6
2001	19-12
2002	10-20
2003	8-20
2004	5-23

Conference Tournament Titles

Patriot League (1994, 1997, 1998)

Regular-Season Titles

Patriot League (1994, 1996, 1997, 1998, 2000)

NCAA Tourneys: 1994, 1997, 1998

Billy Lange

Seasons: 4 (2005-present)
Navy Record: 50-66

Year	Record
2005	10-18
2006	10-18
2007	14-16
2008	16-14

All-American

Greg Sprink (Honorable Mention; 2008)

Navy Assistant Coaches (since 1950)

Coach	Yrs. at Navy	Coach	Yrs. at Navy	Coach	Yrs. at Navy
Mark Alarie	1999-2000	Joe Duff	1953-70	Byron Monroe	1976-77
Jimmy Allen	1996-2002	Brad Enright	2003-04	Al Moraz	1984-86
Norm Amorose	1986-92	John Fitzpatrick	1983-88	Mike Neer	1972-76
Mike Beitzel	1976-80	Blake Flickner	2004-05	Barry Parkhill	1990-92
Dick Brown	1966-69	Joe Ford	1969-70	Ken Peterson	1992-95
▶Joe Burke	2005-pres.	Merlin Friend	1977-81	Dan Peterson	1965-66
Bob Burns	1978-79	▶Ron Ginyard	2009-pres.	Fred Quartlebaum	1992-96
▶Eugene Burroughs	2005-pres.	▶Aaron Goodman	2007-pres.	Matt Sladky	2006-08
Dennis Bussard	1972-74	Pete Herrmann	1980-86	Dave Smalley	1962-65
Jack Cistrano	1968-70	John Krikorian	2005-06	Emerson Smith	1958-62
Howie Cornauer	1975-78	Hank Kuzma	1982-84	Jim Soller	1972-73
▶Jason Crafton	2006-pres.	Dave Laton	1980-89	Bob Spear	1949-53
Dennis Csensits	1995-96	Leo Latonick	1981-83	Tracy Tripucka	1974-76
Gale Daugherty	1968-72	Jim Leary	1980-82	Jack Williams	1976-80
Dan Davidson	1979-82	Pat Mahoney	1947-61	Dave Wojcik	2004
Nathan Davis	1998-2003	Tom Marryott	1998-2003	Doug Wojcik	1990-99
Emmett Davis	1986-98	Victor Mickel	2000-04	Gerry Wright	1988-89
Bob Dillingham	1973-76	Jack Mitchell	1996-97		

OUTLOOK

MIDSHIPMEN

COACHING STAFF

OPPONENTS

YEAR IN REVIEW

RECORD BOOK

HISTORY

NAVAL ACADEMY

MEDIA INFO

AWARD WINNERS

All-Americans (13)

1911	Harry Hill	First Team
1913	Laurence Wild	First Team
1919	Lance Farwell	First Team
1922	Ira McKee	First Team
1923	Ira McKee	First Team
1933	Elliot Loughlin	First Team
1945	Adrian Back, Jr.	First Team
1947	Kenneth Shugart	Second Team
1953	Don Lange	Third Team
1954	John Clune	Second Team
1986	David Robinson	First Team
1987	David Robinson	First Team
2008	Greg Sprink	Honorable Mention

National Player of the Year

1987	David Robinson	UPI, AP, NABC
------	----------------	---------------

Oscar Robertson Trophy (USBWA)

1987	David Robinson
------	----------------

Wooden Award

1987	David Robinson
------	----------------

Naismith Award

1987	David Robinson
------	----------------

Adolph Rupp Trophy

1987	David Robinson
------	----------------

Sporting News Player of the Year

1987	David Robinson
------	----------------

All-Conference First Team (15)

Colonial Athletic Association

1985	Vernon Butler
	David Robinson
1986	Vernon Butler
	David Robinson
1987	David Robinson
1991	Erik Harris

Patriot League

1997	Hassan Booker
	Michael Heary
1998	Hassan Booker
1999	Sitapha Savane
	Chris Williams
2000	Sitapha Savane
	Chris Williams
2001	Chris Williams
2008	Greg Sprink

All-Conference Second Team (13)

Colonial Athletic Association

1986	Kylor Whitaker
1987	Doug Wojcik
1988	Cliff Rees
1989	Eddie Reddick
1990	Eddie Reddick

Patriot League

1995	Wes Cooper
1996	Eddie Lucas
1997	Brian Walker
1998	Michael Heary
1999	Skip Victor
2002	Jehiel Lewis
2007	Greg Sprink
2008	Chris Harris

All-Conference All-Rookie Team (16)

Patriot League

1992	Mark Majick
	Derrick Wall
1993	James Norris
1994	Randy Torgrimson
	Brian Walker
1995	Michael Heary
1996	Seth Schuknecht
1998	Sitapha Savane
2000	Jason Jeanpierre
	Scott Long
2003	David Hooper
2005	Corey Johnson
	Greg Sprink
2006	Kaleo Kina
2007	Trey Stanton
2008	Romeo Garcia

Conference Coach of the Year (5)

Colonial Athletic Association

1985	Paul Evans
Patriot League	
1994	Don DeVoe
1997	Don DeVoe (co)
2000	Don DeVoe
2008	Billy Lange

Conference Player of the Year (4)

Colonial Athletic Association

1985	David Robinson
1986	David Robinson
1987	David Robinson
Patriot League	
2008	Greg Sprink

Conference Rookie of the Year (1)

Colonial Athletic Association

1984	David Robinson
------	----------------

NABC / Chevrolet All-District (1)

District V

2001	Chris Williams (2nd)
------	----------------------

Conference All-Tournament Team (22)

Colonial Athletic Association

1984	Cliff Maurer
1985	David Robinson
	Vernon Butler
1986	David Robinson
	Vernon Butler

1987	David Robinson
	Carl Liebert
1991	Erik Harris


Patriot League

1994	Wes Cooper
	Brian Walker
	T.J. Hall
1995	Larry Green
	Brian Walker
1997	Michael Heary
	Hassan Booker
1998	Michael Heary
	Sitapha Savane
	Skip Victor
2000	Sitapha Savane
	Chris Williams
2001	Michael Cunningham
	Chris Williams

Conference Tournament MVPs (2)

Patriot League

1994	T.J. Hall
1997	Hassan Booker



T.J. Hall was named the 1994 Patriot League Tournament MVP after averaging 25.3 PPG in three Navy wins.

AWARD WINNERS

NAAA Sword For Men

► Presented to the midshipman of the graduating class declared by the Association's Athletic Committee to have personally excelled in athletics during his years of varsity competition.

1913	J.L. Hall (also Football and Baseball)
1915	H.E. Overesch (also Football and Crew)
1918	H.M. Martin (also Football and Lacrosse)
1923	Ira McKee (also Football and Baseball)
1924	Ira McKee (also Football and Baseball)
1926	R.N. Flippin (also Football and Lacrosse)
1935	Fred Borries, Jr. (also Football and Baseball)
1936	L.B. Robertshaw (also Football)
1937	W.T. Ingram (also Football and Baseball)
1938	F.C. Lynch (also Football and Track)
1942	W.S. Busik (also Football)
1946	H.R. Duden, Jr. (also Football and Baseball)
1952	F.C. Davis (also Football and Track)
1953	James VanScoyoc (also Baseball)
1955	Ken McCally (also Baseball)
1957	Dave Smalley (also Baseball)
1978	Hank Kuzma
1997	Brian Walker

Thompson Trophy Cup

► Presented to the midshipman, male or female, declared by the Association's Athletic Committee to have done the most during the year for the promotion of athletics at the Naval Academy.

1915	R.R. Adams (also Baseball)
1927	T.J. Hamilton (also Football and Baseball)
1931	R.M. Bowstrom (also Football)
1933	C.E. Loughlin (also Tennis)
1935	R.E. Dornin (also Football and Lacrosse)
1936	C.M. Fellows (also Football and Lacrosse)
1938	W.T. Ingram (also Football and Baseball)
1947	Kenneth Shugart
1949	J.C. Barrow (also Track)
1953	Don Kniss (also Lacrosse)
1958	Joe Sendek
1963	Roger Staubach (also Football and Baseball)
1968	William Dow (also Football)
1975	Myron Hampton
1979	Kevin Sinnett
1985	Vernon Butler
1986	David Robinson
1987	David Robinson
1995	Wes Cooper
1998	Hassan Booker

Men's Coaches' Calvert Award

► Presented by the Naval Academy Athletic Association in honor of Vice Admiral James Calvert, Superintendent of the Naval Academy (1968-72), to the varsity letterman of the graduating class selected by the varsity coaches as having persevered the most in his or her career. The award was first given out in 1973.

1987	Doug Wojcik
------	-------------

Charles McDonough Most Outstanding Player Award

1995	Wes Cooper
1996	Michael Green
1997	Brian Walker
1998	Michael Heary and Hassan Booker
1999	Sitapha Savane
2000	Chris Williams
2001	Chris Williams
2002	Jason Jeanpierre
2003	Jason Jeanpierre
2004	Kwame Ofori
2005	Taj Mathews
2006	Greg Sprink
2007	Greg Sprink
2008	Greg Sprink

Kevin Sinnett Academic Achievement Award

2005	David Rhoiney
2006	Bryce Brigham
2007	Ben Biles and Kaleo Kina
2008	Ben Biles

Most Improved Player Award

2004	Chika Onyekanne
2005	Matt Fannin
2006	David Hooper
2007	Adam Teague
2008	Chris Harris

Defensive Player of the Year Award

1995	Michael Green
1996	Michael Green
1997	Michael Green
1998	Skip Victor
1999	Skip Victor
2000	John Williams
2001	Robert Reeder
2002	Jamie Nero
2003	Mitch Moore
2004	Jeff Charles
2005	George O'Garro
2006	Leonard Green
2007	Derek Young
2008	Romeo Garcia

David Robinson Award

2004	Jeff Charles
2005	Taj Mathews
2006	Matt Fannin
2007	Calvin White
2008	Greg Sprink

Rear Admiral Ronald Marryott Award

1995	Brian Walker
1996	Hassan Booker
1997	Hassan Booker
1998	Matt Sladky
1999	Skip victor
2000	Sitapha Savane

2001	Michael Cunningham
2002	Francis Ebong
2003	Quintrell McCreary
2004	Jason Fernandez
2005	Corey Johnson
2006	Matt Fannin
2007	Calvin White
2008	Cliff Colbert

Academic Awards

Academic All-Americans

1968	Hugh Kilmartin	3rd team
1978	Kevin Sinnett	2nd team
1979	Kevin Sinnett	3rd team
1984	Cliff Maurer	Honorable Mention

Patriot League Scholar-Athlete of the Year

1992	John Haase
1994	Alex Kohnen
1995	Wes Cooper

Patriot League Academic Honor Roll

1992	Brad Cougher
	John Haase
1993	Wes Cooper
	John Haase
1994	Wes Cooper
	Alex Kohnen
1995	Wes Cooper
	Ryan Torgrimson
1996	Josh Height
	Alex Kohnen
1998	Seth Schuknecht
1999	Michael Cunningham
2001	Michael Cunningham
	Robert Reeder
2003	Scott Long
2004	Taj Mathews
2005	George O'Garro
2006	Bryce Brigham
2007	Bryce Brigham
2008	Ben Biles

NCAA Postgraduate Scholarship Winners

1979	Kevin Sinnett
1984	Cliff Maurer
1995	Wes Cooper

OUTLOOK

MIDSHIPMEN

COACHING STAFF

OPPONENTS

YEAR IN REVIEW

RECORD BOOK

HISTORY

NAVAL ACADEMY

MEDIA INFO

RETIRED JERSEYS

11 NCAA TOURNAMENTS ▶ 8 PATRIOT LEAGUE CHAMPIONSHIPS ▶ 13 ALL-AMERICA SELECTIONS ▶ 17 ALL-PATRIOT LEAGUE HONORS ▶ 16 ALL-ROOKIE TEAM SELECTIONS



#51 Vernon Butler

Second on Navy's all-time career scoring and rebounding lists, Vernon Butler became the first player in Navy men's basketball history to have his jersey retired.

Butler, a four-year letterwinner from 1983-86, closed out his career with 1,952 points and 1,115 rebounds after captaining the Mid squads through two of the most successful seasons in Navy history.

Leading the Mids to a 26-6 mark as a junior in 1985 and Navy's first appearance in the NCAA Tournament in 25 years, Butler then guided the Mids to a 30-5 mark, closing out his career against Duke in the East Region finals.

A three-time all-conference forward, Butler was a 57 percent career shooter from the field and twice led the conference in rebounding.



Career

GP: 127 (1)
GS: 125 (1)
Pts: 1,952 (2)
Rebs: 1,115 (2)
Asts: 215 (14)
Stls: 110
Blks: 29
Note: Butler is one of two players in Navy history with 1,500 points, 500 rebounds, 200 assists and 100 steals.



#4 John Clune

A 1954 All-America, John Clune established a Navy single-season scoring record which stood for 31 years and a career scoring record which lasted 25 years.

His single-season total of 634 points still ranks fourth, while his career total of 1,561 is also fourth. Meanwhile, he still owns the Naval Academy record for career scoring average with 22.3 points per game.

In 1955, Clune played on the Armed Forces Pan American team and in 1956, he was a member of the Air Force Olympic Trials team.

Clune was junior varsity basketball coach at the Air Force Academy in 1965-66 and was named the sixth Athletic Director of the Air Force Academy in November, 1975, a post he held until his retirement in 1991.



Career

GP: 70
Pts: 1,561 (6)
Rebs: 441
PPG: 22.3 (1)
Note: Clune holds the school record for scoring average in a career (22.3) and is just one of two players to average 20.0 points per game three different years.



#13 Don Lange

Noted for his deadly hook shot, Don Lange and Navy basketball go hand in hand. Lange teamed up with John Clune to lead the Midshipmen to back-to-back NCAA Tournament appearances in 1952-53 and 1953-54 under the guidance of legendary coach Ben Carnevale.

A native of the Windy City, Lange earned Third-Team All-America recognition in his second season of playing basketball. Ironically enough, Lange gained success on the basketball floor with no prior experience of playing the organized game. It wasn't until entering the Navy that he even tried his hand at the sport.

After playing just three seasons, Lange is just one of 15 Navy players to top the 1000-point milestone. With 1344-career points, he stands 10th on the Mids' all-time scoring leader board and owns the fourth-best career scoring average with 20.1 points per game. A bull on the boards, Lange remains Navy's all-time leader in rebounding average, tipping the charts at 11.9 rebounds per game.

During his final two seasons, he put together a string of 28-consecutive double-figure scoring games — Navy's third-longest consecutive double-scoring games. His 43-point performance against Johns Hopkins Jan. 6, 1954, remains one of the best scoring outputs in Navy history. He posted 13 30-plus scoring games during his career, nine of which were in his final campaign.



Career

GP: 66
Pts: 1,344 (12)
Rebs: 785 (5)
PPG: 20.4 (4)
PPG: 11.9 (1)
Note: Lange is one of two players to average a double-double in school history, with David Robinson being the other • Lange recorded 20 or more rebounds in a game 11 times. Other Navy players have accomplished the feat just 15 times • holds the school record for rebounds in a game with 35 against Loyola (Md.) on Feb. 18, 1953.



#50 Kevin Sinnett

Navy's third all-time leading scorer with 1,687 points, Sinnett joined David Robinson, Vernon Butler, John Clune and Don Lange as the only five players in Midshipmen history to have their jerseys retired.

Sinnett, a four-year letterwinner and captain of the 1978-79 squad, closed out his career with 797 rebounds — a Navy record at that time. Twenty years later, his rebound total now stands fourth on the Navy leaderboard.

A hometown favorite hailing from Annapolis, Sinnett led the Mids in scoring all four years, including a 483-point performance his senior season. Additionally, he led Navy in rebounds his sophomore through senior seasons, including a high of 209 during his junior campaign.

Along the way, Sinnett recorded three 30-plus point games, including a career-high 34 against Penn State on Valentine's Day in 1976. His 34-point effort guided the Mids to an 83-81 win over the Nittany Lions at Halsey Field House.

Former head coach Bob Hamilton was quoted as saying, "He's the best I've ever had at being able to score both inside and outside."

Sinnett also excelled in the classroom, garnering second-team academic All-America recognition his junior year.



Career

GP: 98
Pts: 1,687 (4)
Rebs: 797 (4)
Asts: 206 (17)
PPG: 17.2 (5)
PPG: 8.1 (8)
Note: Held the school career points record until 1986 (when Vernon Butler broke it) • owns the school record for scoring average by a freshman (15.3) • one of four players in school history to score 1,000 points, grab 500 rebounds and dish out 200 assists.

DAVID ROBINSON



#50 David Robinson

He came to Annapolis as a skinny 6-7 freshman from Woodbridge, Va., and an unheralded Osbourn Park High program. He did not start a game as a freshman in Navy's 24-8 season in 1983-84, but jumped the opening tap in the next 99 games, as Navy rolled to 82 wins in those three campaigns.

Few players in any era dominated his opponents the way Robinson did.

In four years, Robinson sprouted six inches and his court numbers swelled. He claimed a pair of national blocked shot titles, as well as a rebounding crown and scored 2,669 points in his career, the 21st most in NCAA history. Over his final three years, Robinson scored 2,455 points, averaging 24.8 ppg from his sophomore to his senior season.

Before Robinson, no player in NCAA history had scored 2,500 points, grabbed 1,300 rebounds (1,314) and shot better than 60 percent from the field (.613).

Robinson added to his basketball when he became the only American basketball player to play and win three Olympic Games, participating in the 1988, 1992 and 1996 Olympic Games, being a member of the original "Dream Team" in 1992. A perennial All-Star, Robinson led the San Antonio Spurs to the 1999 and 2003 NBA titles.

Robinson's lore continued to grow in the NBA, where he was named the league MVP in 1995, Defensive Player of the Year in 1992 and Rookie of the Year in 1990. He and Kareem Abdul-Jabbar are the only two players to lead the league in scoring, rebounding and blocked shots. Robinson is the only player in NBA history to be named to the All-NBA team as well as the All-Defensive team in each of his first seven years. Lastly, he was named one of the NBA's 50 Greatest Players of All-Time.

The 1987 College Player of the Year still owns 48 different school records at Navy, and was the first overall pick in the 1987 NBA Draft.

Robinson will not only be remembered for his outstanding accomplishments throughout his NBA career, but also for his contributions in his community.

In recognition of his outstanding contributions to charity, in March 2003, the NBA renamed its award for outstanding charitable efforts in honor of Robinson. Winners of the NBA's Community Assist Award receive the David Robinson Plaque, with the inscription "Following the standard set by NBA Legend David Robinson who improved the community piece by piece." The award is given out monthly by the league to recognize players for their charitable efforts.

Robinson's Navy Career Statistics

Year	GP-GS	FG-A	Pct.	3P-A	Pct.	FT-A	Pct.	Reb.-Avg.	Ast.	Bl.	Stl.	Pts.	PPG
1984	28-0	86-138	.623	-	-	42-73	.575	111-4.0	6	37	8	214	7.6
1985	32-32	302-469	.644	-	-	152-243	.626	370-11.6	19	128	25	756	23.6
1986	35-35	294-484	.607	-	-	208-331	.628	455-13.0	24	207	59	796	22.7
1987	32-32	350-592	.591	1-1	1.000	202-317	.637	378-11.8	33	144	66	903	28.2
Total	127-99	1032-1683	.613	1-1	1.000	604-964	.627	1314-10.3	82	516	158	2669	21.0

Robinson's Honors (College & Pro)

- ▶ Two-time All-American (1986, 1987)
- ▶ John R. Wooden Award (1987)
- ▶ Naismith College Player of the Year (1987)
- ▶ United States Basketball Writers Association College Player of the Year (1987)
- ▶ NBA Rookie of the Year (1990)
- ▶ NBA All-Rookie First Team (1990)
- ▶ 10-time NBA All-Star
- ▶ Four-time All-NBA First-Team selection
- ▶ NBA Defensive Player of the Year (1992)
- ▶ NBA Most Valuable Player (1995)
- ▶ Two-time NBA Champion (1999, 2003)
- ▶ Three-time Olympian (bronze in 1988; gold in 1992 and 1996)
- ▶ Only player in NBA history to win the rebounding, blocked shots, and scoring titles and Rookie of the Year, Defensive Player of the Year and MVP honors
- ▶ NBA Sportsmanship Award (2001)
- ▶ Sports Illustrated Sportsman of the Year (2003)
- ▶ Named one of the 50 greatest players in NBA history (1996)

Robinson Game-by-Game at Navy

1983-84

Date	Opponent	P	R	A	B	S
N25	St. Lawrence	--	DNP	--		
N26	Yale	--	DNP	--		
N28	California State	0	1	1	0	0
N30	Virginia Military	0	2	0	0	0
D3	Brooklyn College	--	DNP	--		
D5	N.C. Wesleyan	6	2	0	3	0
D7	Lehigh	--	DNP	--		
D10	Fairfield	13	8	1	1	0
D27	Tennessee	2	2	0	1	0
D29	Holy Cross	2	1	0	0	0
D30	Duke	6	1	0	1	1
J3	San Diego State	0	1	0	0	0
J7	St. Mary's (Calif.)	12	3	0	1	0
J11	Richmond	4	1	0	0	0
J14	James Madison	9	7	1	1	0
J16	Fairl. Dickinson	0	1	0	1	0
J18	Lafayette	5	0	0	0	0
J21	William & Mary	12	10	0	3	1
J23	Delaware	7	9	0	3	1
J26	American	13	5	0	1	0
J28	George Mason	16	9	1	3	0
J30	East Carolina	4	3	0	1	0
F6	Penn State	9	4	0	3	3
F8	Richmond	14	4	0	3	0
F11	James Madison	5	3	1	0	0
F13	Campbell	19	3	0	1	0
F18	William & Mary	18	11	1	1	0
F20	East Carolina	10	5	0	3	0
F25	Army	8	3	0	3	1
M3	George Mason	13	4	0	0	1
M9	William & Mary	2	5	0	1	0
M10	Richmond	5	3	0	2	0

1984-85

Date	Opponent	P	R	A	B	S
N27	Gettysburg	21	8	1	5	0
N29	Drexel	22	9	2	5	0
D3	American	29	11	2	2	1
D4	Penn State	18	10	0	3	1
D7	Southern Illinois	31	13	0	4	1
D8	Western Illinois	37	18	1	2	0
J5	Loyola (Md.)	18	7	1	6	0
J7	UNC Wilmington	28	12	1	6	1
J10	Richmond	26	16	0	3	2
J12	James Madison	17	10	1	10	1
J14	Betheny College	11	12	1	4	0
J16	Lafayette	27	6	0	7	1
J19	William & Mary	13	5	0	2	0
J21	Delaware	21	6	1	3	1
J24	UNC Wilmington	16	7	0	3	1
J26	East Carolina	39	18	1	3	0
J31	George Mason	25	12	0	7	0
F2	Richmond	19	9	0	5	0
F4	Fairl. Dickinson	31	21	0	4	3
F6	Fairfield	17	8	2	4	1
F9	James Madison	24	7	0	4	0
F14	American	35	15	0	6	3
F16	William & Mary	31	10	2	2	2
F18	East Carolina	18	17	0	4	3
F23	Army	32	14	0	5	0
F27	George Mason	19	21	1	4	0
M4	Campbell	20	11	0	3	0
M7	East Carolina	33	11	0	3	1
M8	William & Mary	14	7	2	2	0
M9	Richmond	24	13	0	2	0
M15	Louisiana State	18	18	0	3	1
M17	Maryland	22	8	0	2	1

1985-86

Date	Opponent	P	R	A	B	S
N22	St. John's	27	18	1	1	0
N26	Westminster	24	10	1	5	5
D2	Case West. Res.	21	10	0	0	1
D4	Penn State	21	17	0	8	0
D6	Ohio U.	12	16	2	4	2
D7	Syracuse	22	11	0	2	2
D21	Air Force	19	13	1	7	2
D23	Army	19	9	0	7	2
D27	DePaul	17	16	1	5	1
D28	Georgia Tech	17	9	1	6	1
J4	UNC Wilmington	21	14	2	14	2
J6	East Carolina	23	12	0	6	0
J9	James Madison	26	18	1	12	4
J11	George Mason	19	13	2	7	1
J15	Lafayette	20	13	3	6	0
J18	American	17	13	0	6	0
J20	Delaware	37	14	0	6	1
J23	Richmond	22	11	0	2	1
J25	William & Mary	31	8	1	10	0
F1	UNC Wilmington	31	9	0	4	3
F3	East Carolina	11	10	1	10	4
F6	George Mason	33	20	2	6	1
F8	James Madison	20	5	0	5	2
F12	Fairfield	19	25	0	8	2
F15	American	16	13	0	5	0
F17	William & Mary	19	14	0	8	2
F23	Army	23	11	0	2	2
F25	Richmond	19	11	0	6	5
M1	James Madison	32	19	0	7	3
M3	UNC Wilmington	22	16	2	3	1
M4	George Mason	26	12	0	6	2
M14	Tulsa	30	12	2	5	0
M16	Syracuse	35	11	0	7	3
M21	Cleveland State	22	14	1	9	1
M23	Duke	23	10	0	2	3

1986-87

Date	Opponent	P	R	A	B	S
N22	N.C. State	36	10	1	3	0
N28	Utica	13	12	0	4	4
N29	Michigan State	43	16	3	4	2
D5	Yale	31	6	2	5	2
D8	St. Leo's	30	16	2	6	3
D27	Idaho State	28	13	0	6	0
D29	UNCV	29	9	0	5	2
J3	UNC Wilmington	12	14	0	8	4
J5	East Carolina	31	16	3	7	2
J8	Richmond	8	9	0	6	3
J10	James Madison	45	21	3	2	0
J12	George Mason	21	9	1	2	1
J14	Lafayette	30	15	1	2	2
J17	American	31	12	1	5	2
J19	Delaware	32	8	0	7	2
J21	Drexel	44	14	2	2	2
J23	William & Mary	25	6	3	5	1
J25	Kentucky	45	14	0	10	1
J31	UNC Wilmington	23	9	1	2	1
F2	East Carolina	22	12	0	5	4
F5	James Madison	33	13	1	3	5
F7	Miami (Fla.)	25	13	3	4	3
F9	George Mason	33	15	0	3	1
F11	UMBC	17	9	0	7	2
F14	American	25	14	2	3	2
F16	William & Mary	35	9	1	3	5
F21	Army	18	13	0	3	0
F24	Richmond	23	11	1	6	3
F28	William & Mary	26	13	1	7	1
M1	James Madison	16	6	0	2	0
M2	UNC Wilmington	23	8	1	5	3
M12	Michigan	50	13	0	2	3

OUTLOOK

MIDSHIPMEN

COACHING STAFF

OPPONENTS

YEAR IN REVIEW

RECORD BOOK

HISTORY

NAVAL ACADEMY

MEDIA INFO

ALL-TIME LETTERWINNERS

11 NCAA TOURNAMENTS ▶ 8 PATRIOT LEAGUE CHAMPIONSHIPS ▶ 13 ALL-AMERICA SELECTIONS ▶ 17 ALL-PATRIOT LEAGUE HONORS ▶ 16 ALL-ROOKIE TEAM SELECTIONS

A

Abbott, James L.	1912	1910
Ackley, Norman W.*	1941	1939-40
Adams, Richard R.	1915	1914-15
Albertson, Robert L.	1957	1957
Alexander, Fred	1990	1990
Alexander, Todd M.	1985	1983
Alfers, Mark E.*	1976	1975-76
Allen, James R.	1919	1916-17-18
Allen, William Y.	1930	1930
Anston, Robert C.	1981	1979
Ault, William B.	1922	1920-21-22

B

Back, Adrian G.	1946	1943-44-45
Badger, Ashby J.	1925	1925
Badger, Rodney J.	1935	1934-35
Bagnard, Gary C.	1960	1960
Bailey, Claude F.	1934	1934
Bailey, Nathan D.	1989	1986
Baldwin, Carlton E.	2007	2004, 06
Barker, Kyle	2003	2001-02
Barnes, Arthur D.	1924	1923-24
Barrow, John C.*	1949	1946-47-48-49
Barton, Wilbur G.	1940	1939-40
Baskin, Roy Q. (M)	2002	2002
Bates, Daniel T. (M)	1987	1987
Bauer, Dale A.	1931	1931
Bauer, Harold W.	1930	1928
Bedell, Porter F.*	1933	1931-32-33
Bell, Roy M.	1966	1964
Bernet, Howard C.	1929	1929
Bethel, David A.	1979	1976
Biles, William B.	2008	2005-06, 08
►Billups, Darrell E. (M)	2009	2006-07-08
Black, James H.	1943	1942
Blais, Roger R.	1970	1968
Blue, Robert E.	1922	1922
Boatner, Kelvin L.	2006	2004
Boatwright, Brooks O.	1977	1975-76-77
Booker, Hassan M.	1998	1995-96-97-98
Booth, Henry A.	1961	1961
Borries, Fred*	1935	1933-34-35
Boster, Jerry (M)	1988	1988
Bouvet, George C.	1957	1955-56-57
Bower, James W.	1960	1959-60
Bowler, Roland T.	1945	1943
Bowstrom, Robert M.	1931	1931
Bray, Joseph A.	1951	1951
Brennan, Richard	1989	1987-88
Brewer, Charles W.*	1967	1966-67
Brigham, Bryce H.	2009	2006-07
Brooks, David A.*	1983	1980-81-82-83
Brown, Richard L.	1960	1959-60
Broz, Joseph P.	1962	1961-62
Buff, Richard C.	1970	1969-70
Bunkley, Joel W.	1909	1908-09
Burd, Michael L.	1993	1990-91-92-93
Burkholder, Kenneth	1921	1920
Burlingame, Brian E.	1980	1979-80
Burns, Robert F.	1975	1973-74-75
Busik, William S.*	1943	1941-42
Butler, Vernon R.*	1986	1983-84-85-86
Butler, Billy R.	1996	1993
Butler, William	1920	1920
Byerly, David H.	1921	1920-21
Byers, John H.	1912	1912
Byng, John W.	1931	1931

C

Caldwell, John W.	1972	1970-71-72
Calhoun, Walter C.	1917	1916-17
Caliman, Kerry H.	1973	1971
Cameron, Alan R.	1944	1942-43
Campbell, Clifford M.	1933	1932-33
Campbell, Norwood A.	1930	1930
Carmichael, George K.	1929	1928
Carroll, James C.	1968	1967-68
Carroll, John L.*	1947	1944-45-46
Carson, Hohn H.	1916	1916
Carter, Gary T.	1974	1972-73-74
Cassidy, Ian	1986	1986
Chandler, Theodore E.	1915	1915
Charles, Jeffrey A.	2004	2002-03-04
Chittenden, John L.*	1932	1931-32
Christie, Warren B.	1933	1933
Claitor, Robert G.	1948	1948
Clark, David H.	1919	1918
Clark, Robert B.	1975	1975
Cline, John B.	1935	1934
Clune, John J.	1954	1952-53-54
Cochran, Brian J	1995	1992
Cochran, William T.	1913	1913
Cohane, Timothy M.	1967	1965-66
►Colbert, Clifton V.	2009	2006, 08
Colestock, Edward E.*	1930	1930
Collins, David L.	1995	1995
Conrad, Jack L.*	1971	1969-70-71
Cook, Samuel C.*	1992	1989-90-91-92
Cooper, Wesley W.*	1995	1992-93-94-95
Corbalis, Fred F.	1962	1961
Corrigan, Joseph P.	1951	1949-50-51
Cotherman, Kevin M.*	1981	1979-80-81
Cougher, Bradley W.	1994	1992-93-94
Coyne, Kevin M.	1987	1985
Craig, Kenneth K.	1926	1924-25-26
Cramer, Mercede A.	1953	1952-53
Cronauer, Harold T.*	1972	1970-71-72
Cummings, Johnathan M.	2005	2003
Cunningham, Michael E.	2001	1999-00-01

D

Daly, John J.	1973	1971
Davenport, Robert C.	1964	1963-64
Davidson, Richard K.	1983	1980-81-82
Davis, Frederic C.*	1952	1950-51-52
Davis, David (M)	2000	1998
Davis, Marc J.	1991	1989
Davis, Melvyn M.	1991	1988-89-91
Day, D.L.	1925	1924-25
Dean, Thomas G.	1981	1978
Decker, Arthur T.	1935	1933-34
Delano, Francis X.*	1960	1959-60
Dennett, Earl V.	1929	1927-28-29
Derringer, Harry H.	1919	1919
Dick, Donald P.	1948	1946-47
Dickins, Justin H.	1921	1921
Dornin, Robert E.	1935	1933-34-35
Dougherty, Chris E.	1978	1976
Douglas, Harold G.	1911	1909-10-11
Dow, William C.	1968	1968
Doyle, Ronald J.	1959	1959
Dressel, Ronald C.	1957	1955-56
Ducey, David F.	1908	1908
Duden, Henry R.	1947	1944-45-46
Duilik, Andrew F.	1957	1955-56-57
Dunn, Patrick (M)	1989	1989
Durham, James E.	1949	1947

E

Ebnet, John J.	1942	1941
Ebong, Francis I.	2003	2000-01-02-03
Egan, Henry P.	1960	1959-60
Eggers, Fremont B.	1925	1925
Elipulos, George J.	1949	1947-48
Elliot, Paul M.	1945	1944
Ertz, Hans	1912	1911

F

Falconer, Roy K.*	1942	1940-41
Fannin, Matt B.	2006	2003-04-05-06
Farrin, James M.	1929	1928-29
Farwell, Knight D.	1921	1919
Fee, Douglas F.	1991	1988-89-90
Fellows, Carl M.*	1936	1934-35-36
Fenske, Robert D.	2010	2007
Fenton, Neal R.	1989	1987
Fernandez, Jason B.*	2004	2003-04
Fitzpatrick, Joseph A.*	1951	1949-50-51
Flippin, Royce N.	1926	1925
Frazer, Charles L.	1932	1931-32
Freitag, William F.	1983	1981-82
Freshour, William M.*	1931	1930-31

G

Gano, Roy A.	1926	1926
►Garcia, Romeo III	2011	2008
Geis, Lawrence R.	1939	1938-39
Geshay, John R.	1981	1978-79-80
Ghesquiere, George D.	1939	1938-39
Gillette, Robert C.	1939	1937-38-39
Gottschalk, Joseph	1991	1989-90
Graf, Warren F.	1927	1926-27
Graham, Djuan U.	1991	1989
Greber, Charles F.	1921	1921
Greene, Charles Z.	1981	1978-79-80
Green, Larry R.	1995	1993-94-95
Green, Leonard A.	2006	2004-05-06
Green, Michael S.*	1997	1994-95-96-97
Gregory, Brian F.	1989	1986
Gregory, Joseph W.	1917	1916
Grooms, Bruce E.*	1980	1977-78-79-80
Gutting, John P.	1942	1940-41

H

Haase, John D.*	1993	1991-92-93
Hall, John L.	1913	1913
Hall, Thomas J., Jr.	1995	1994-95
Hamilton, James W.	1996	1993-94-95-96
Hamilton, Thomas J.*	1927	1925-26-27
Hampton, Myron L.*	1975	1973-74-75
Hanks, Eric M. (M)	1997	1995
Hanley, Michael J.*	1940	1939-40
Hardy, John I.	1940	1940
►Harris, Christopher P.	2010	2007-08
Harris, Dale D.	1924	1922-23
Harris, Erik C.	1991	1988-89-90-91
Heary, Michael T.	1998	1995-96-97-98
Height, Joshua T.	1998	1996-97-98
Hickmon, Terrell M.	1998	1997-98
Higgins, John L.	1958	1957-58
Higgins, Michael H.	2006	2004
Hill, Harry W.	1911	1908-10-11
Hill, Joshua R.	2001	1999-00
Hogan, Edward J.*	1954	1952-53-54
Holden, George S.	1997	1994
Holmes, Jack A.	1940	1939-40
Holtzworth, Ernests C.	1931	1931

Hooper, David A.	2006	2003-04-05-06
Hoover, William W.	1954	1953-54
Hopkins, Byron K.	1990	1987-88
Howard, William E.*	1928	1926-27-28
Howe, Raymond E.	1947	1945
Hughes, William A.*	1962	1960-61-62
Hull, Robert V.	1927	1926-27
Huntemer, Eugene J.	1943	1941-42

I

Ingram, William T.	1938	1936-37-38
--------------------	------	------------

J

Jacobs, George F.	1911	1909-10-11
Jeanpierre, Jason G.*	2003	2000-01-02-03
Jenkins, David T., Jr.	1995	1993
Jett, Willie L.	1987	1984
Johnson, Carroll F.	1927	1927
Johnson, Corey M.*	2008	2005-06-07
Johnson, Richard W.*	1959	1957-58-59
Jones, Eric	1992	1992
Jones, Fielder, A.	1926	1923-25-26
Jones, Michael L.*	1984	1982-83-84
Jones, Robert J.	1989	1987-88-89

K

Kastein, James G.	1933	1931-32-33
Kenney, Robert E.	1972	1970-71-72
Kent, John T.	1928	1928
Kettlehott, Henry R.	1964	1963
Keyes, Franklin G.	1932	1930
Kilmartin, Hugh E.*	1968	1966-67-68
►Kina, Kaleo O.	2009	2006-07-08
Kirk, Brian E.	1978	1976-77
Kirvan, William H.	1962	1961-62
Klooster, Michael C.	1985	1985
Klugh, Arnett III (M)	1994	1994
Knar, Richard A.	1986	1983
Kniss, Donovan E.	1953	1952-53
Kohnen, Alexander M.*	1996	1993-94-95-96
Konold, David W.	1963	1963
Kozak, Kevin M.	1995	1992
Krechting, John E.	1965	1963-64
Krogh, Roy J.	1936	1935-36
Kurka, Michael J.	1987	1985
Kuzma, Charles A.	1979	1978-79
Kuzma, Henry J.*	1978	1975-78
Kuzma, James M.	1983	1981-82-83

L

Lacy, Paul L.	1943	1942
Land, Walter R.	1960	1959-60
Laney, Robert V.*	1939	1937-38-39
Lange, Donald J.	1955	1952-55
Lansangan, Francis D. (M)2002		2001
Lapham, Thomas J.	1955	1955
Lasater, Allen N.	1943	1942
Latonick, Leo W.*	1977	1975-76-77
Lawrence, William P.	1951	1949-50
Lee, Norman I.	1940	1939-40
Leggett, Aubrey B.	1925	1924-25
Lenhart, John J.	1921	1921
Lewis, Jehiel H.	2002	2000-01-02
Lewis, Trevor T.	1920	1919
Liebert, Carl C.	1987	1985-86-87
Lincoln, Samuel A.	1929	1928-29
Lindsley, Richard G.	1944	1943
Liscomb, Jerome C.*	1976	1974-75-76
Litty, Ernest J.*	1946	1943-44-45

ALL-TIME LETTERWINNERS

Lloyd, Russell	1930	1928
Long, Scott A.	2003	2000-01-02-03
Longnecker, Kenneth W.*	1945	1943-44
Lookabill, Ryan D.	1998	1997-98
Loughlin, Charles E.	1933	1931-32-33
Lowes, Ralph R.	1919	1919
Lowrance, Vernon L.	1930	1930
Lucas, Edward H.	1998	1996
Lucas, Jeffrey	1991	1991
Lynch, Frank C.	1938	1936-37-38
Lynch, Luke D.	1945	1943
Lyon, Aaron R.	1922	1921-22

M

Mack, Lawrence J.*	1965	1963-64-65
Mahoney, John T.	1964	1962-63-64
Majick, Mark D.	1995	1992
Malley, John W.	1927	1927
Mandelkorn, Robert S.	1935	1933-34-35
Manhertz, Carey M.	1987	1985-86-87
Manock, Frank D.	1909	1909
Mansfield, Jack E.	1938	1937-38
Marshburn, Robert W.*	1974	1972-73-74
Martin, Harold M.	1919	1917-18
Martin, Richard E.	1943	1941
Martin, Thomas F.	1968	1966
Marusich, Nick A.	1992	1989-90-91-92
Mascali, John H.	1959	1957-58-59
Mata, Silvester	1985	1983-85
Mathews, Taj I.*	2005	2002-03-04-05
Matteucci, George A.	1924	1924
Maurer, Clifford M.	1984	1983-84
Mayer, Alan G.	1945	1943
McAfee, Robert	1933	1933
McCally, Kenneth R.	1955	1952-55
McCarty, Warren J.	1973	1971
McCracken, William M.	1973	1971
McCreary, Quintrell L.	2003	2002-03
McCroy, Frank S.	1921	1921
McDonnell, John R.	1955	1955
McDonnell, Timothy J.	1982	1982
McDonough, Charles E.	1951	1949-50-51
McFarland, Alan R.*	1938	1936-37-38
McKay, John K.	1946	1943-44-45
McKee, Frederick W.	1913	1913
McKee, Ira C.	1924	1921-24
McReavy, Clarence J.	1914	1912-13-14
McTighe, John A.	1943	1941-42
Mergerson, Laramie, Jr.	2005	2004-05
Metzler, Jay C.	1960	1959-60
Meyer, Gary C.	1970	1969
Mickel, Victor*	1994	1991-92-93-94
Miga, Michael J.	1962	1961-62
Miller, Adolph, J.	1929	1928-29
Miller, Clair L.*	1929	1927-28
Mills, Jack L.	1975	1973
Mitchell, Ralph M.	1966	1964-65
Montgomery, William J.	1975	1973-74-75
Moore, Mitchell A.	2003	2002-03
Moran, Edward J.	1917	1917
Muelder, Wallace R.	1948	1945
Mullaney, David M.*	1951	1949-50-51
Myers, Jan P.	1982	1979-80-81
Myers, Scott T.	1982	1979-80

N

Nash, Michael A.	1962	1961
Nelson, Charles E.	1941	1940
Nelson, Perry W.	1948	1945-46
Nelson, Philip B.	1977	1975

Nero, Jamie R.	2002	2002
Nordmann, Matthew	1990	1987-88
Norris, James M.	1996	1993-94-95

O

O'fner, Jason L M	1999	1997
Ofori, Kwame K.	2004	2003-04
O'Garro, George P.	2005	2005
Olsen, Charles E.	1919	1918
Onyekanne, Chika U.	2006	2004
Osler, Paul G.	1932	1932
Overesch, Harvey E.	1915	1914-15

P

Palumbo, Michael A.	1998	1997-98
Parchinski, Eugene D.	1966	1964-65-66
Parish, Herman O.*	1926	1923-24-25-26
Parks, William H.	1970	1968-69-70
Parr, Warren S	1923	1921-22-23
Patrick, Urey W.*	1944	1942-43
Perry, Robert P.	1972	1970-71-72
Petinos, Frank	1958	1956-57-58
Polk, Arvie L. (M)	1998	1996
Polvino, Robert J.	1992	1992
Prather, Craig S.	1989	1987-88-89
Price, G. D.	1984	1981-82-83-84
Provini, Charles R.	1969	1967-68-69
Pruss, Thomas A.	1974	1973-74
Putman, Charles F.	1937	1936-37

Q

Quinn, Paul L.	1948	1947
----------------	------	------

R

Radcliffe, William M.	1966	1964-65-66
Rahn, Richard L.	1946	1943-44-45
Randolph, Silas D.*	1934	1933-34
Rankin, Ronald Q.	1934	1932-33-34
Reddick, Edward P.*	1991	1988-89-90-91
Reddington, Chris M.*	1966	1964-65-66
Reed, Casey J.	2009	2006
Reed, James D.	1986	1985
Reeder, Robert A.*	2001	1999-00-01
Rees, Cliff D.*	1988	1986-87-88
Rein, Mark A.	1965	1964-65
Reinhard, Lance M.	1993	1990-91
Reinhard, Walter A.	1930	1930
Rensberger, Lee O.	1949	1947-48-49
Rhoinery, David L.	2007	2005
►Richards, Brian H.	2009	2008
Riley, William O.	1941	1939-40
Rindskopf, Maurice H.	1938	1936-37-38
Robbins, Jack W.*	1948	1947-48
Robertshaw, Louis B.	1936	1936
Robinson, Charles	1974	1972
Robinson, Chuck	1993	1990-92-93
Robinson, David M.	1987	1984-85-86-87
Rolfes, Richard M.	1967	1965
Romaine, Robert K.	1984	1981-82-83-84
Ross, Benjamin F.	1963	1963
Ruchte, Quentin A. (M)	2008	2005
Ruge, Robert F.*	1937	1935-36-37
Rule, Arthur R.	1926	1925
Ryan, Norbert R.	1967	1966

S

Sandlin, Doral R.	1954	1953-54
Savane, Sitapha A.*	2000	1998-99-00
Schickner, Mark C.	1972	1970

Schmidt, Henry E.	1968	1966-67-68
Schneider, Frederick H.	1937	1936-37
Schuber, James B.	1928	1927
Schuknecht, Seth G.	1999	1996-97-98
Scott, Robert W.	1978	1976-77-78
Searle, Robert H.	1948	1947-48
Seeley, John R.	1970	1969
Semko, Paul S.*	1970	1968-69-70
Sendek, Joseph M.	1958	1956-57-58
Shaffer, Walter L.	1940	1939-40
Shamer, Frank N.	1937	1935-36-37
Shapley, Alan	1927	1923-27
Sharp, Gerald J., Jr. (M)	2004	2003-04
Sheehan, Charles A.	1948	1947-48
Shepard, Demond L.	2002	2001-02
Sherrod, Arthur R. (M)	1996	1993
Shugart, Kenneth L.*	1948	1946-47
Signer, Charles E.	1926	1926
Simons, Jon M.*	1982	1979-82
Sinnett, Kevin P.*	1979	1976-77-78-79
Skipworth, Reggie D.	2001	1999-00-01
Sladky, Matthew C.	1998	1996-97-98
Slattery, William P.	1955	1954
Smalley, David P.*	1957	1955-56-57
Smith, Aaron J.	1999	1997
Smith, Allan E.	1915	1912-13-14-15
Smith, Charles W.	1941	1940
Smith, Francis S.	1929	1927-28
Smith, Frank L.	1966	1965
Smith, Victor C.	1980	1977-78-79-80
Spahr, Robert L.	1972	1970
Spooner, David F.	1969	1967-68
Spreen, Roger E.	1943	1942
Sprink, Gregory T.*	2008	2005-06-07-08
Squires, Lewis W.	1942	1940-41
Stafford, Michael D.	1966	1966
Stanton, Edward J.	2010	2007
Staubach, Roger T.	1965	1963
Stephens, Gregory W.	1998	1995
Stinson, John G.	1950	1950
Stone, David M.	1974	1972-73-74
Strosnider, Jay K.	1976	1974
Stumborg, Jack R.	1979	1977-78-79
Swanson, Alasdair E.*	1958	1956-57-58
Szalay, Robert A.	1967	1966

T

►Teague, Jeffrey A.*	2009	2006-07-08
Terwilliger, Bruce K.	1964	1964
Terwilliger, Jackson J.*	1963	1961-62-63
Tolmie, John S.*	1969	1967-68-69
►Topercer, Terry J.	2010	2007
Torgrimson, Randy L.	1997	1994-95
Torgrimson, Ryan C.	1995	1993-94-95
Toton, Jeremy L.	2000	2000
Tremaine, Myron D.*	1962	1960-61-62
Turner, Derric T.*	1989	1987-88-89

V

Van Scoyoc, James S.*	1953	1952-53
Vanderhoof, Arnold H.	1908	1908
Vaughan, Woodrow W.*	1964	1963-64
►Veazey, Mark W.	2011	2008
Victor, Desmond	1999	1997-98-99

W

Waldrop, Floyd H.	1948	1946-47
Walker, Brian D.*	1997	1994-95-96-97
Wall, Derrick D.	1995	1992
Walsh, William M.	1928	1928

Walshe, Frank S.	1926	1923
Warner, Spencer H.	1919	1917
Watters, Harold H.	1921	1920-21
Wead, Frank W.	1916	1916
Welch, Philip P.	1919	1917-18
Wells, Royce A.	1986	1983-84-85-86
Wells, Thomas C.	1954	1952-53-54
Wenzell, Louis P.	1912	1909-10-11-12
Whitaker, Kylor E.	1986	1983-84-85-86
White, Calvin	2007	2007
White, Chadwick D. (M)	2001	1999
White, Thomas J.	1961	1961
Whitesides, James F.	1983	1981
Whitmyre, George R.	1936	1934-35
Wiegand, Roy A.*	1973	1971-72-73
Wigley, Lawrence S.*	1955	1952-53-54-55
Wilbur, Barry N.	1977	1975-76-77
Wild, Laurence	1913	1912-13
Wilkes, John E.	1916	1914-15-16
Williams, Chris	2001	1998-99-00-01
Williams, John	2001	1999-00-01
Williams, Joshua C.	1999	1996-97-98-99
Williams, Robert G.	1951	1949
Wills, Bernard C.	1910	1908-09-10
Wilson, Earl D.	1911	1908-09
Wilson, William B.	1951	1949-50-51
Wiltse, Lloyd J.	1914	1914
Windlan, Michael A.	2002	2000
Wojcik, Frederick D.*	1987	1985-86-87
Woods, Harry D.	1949	1947-48-49
Worthing, Christopher D.	2001	1999-00

Z

Zech, Lando W.	1945	1944
Zoeller, Robert J.*	1943	1941-42

* Denotes captains.

► Denotes active players.

OUTLOOK

MIDSHIPMEN

COACHING STAFF

OPPONENTS

YEAR IN REVIEW

RECORD BOOK

HISTORY

NAVAL ACADEMY

MEDIA INFO

ALL-TIME JERSEY NUMBERS

11 NCAA TOURNAMENTS ▶ 8 PATRIOT LEAGUE CHAMPIONSHIPS ▶ 13 ALL-AMERICA SELECTIONS ▶ 17 ALL-PATRIOT LEAGUE HONORS ▶ 16 ALL-ROOKIE TEAM SELECTIONS

00

Eddie Lucas 1996

1

▶ **Ted Connolly 2009**
Derek Young 2007-08

2

Casey Reed 2006

3

Greg Sprink 2006-08
Jason Fernandez 2002-04
Tim Sweeney 2001
Shawn Murray 1999-2000
Terrell Hickmon 1996-98
Billy Butler 1993-95
Mark Majick 1992
Andy Dulik 1955-57
Jim Degroff 1954
Tom Wells 1953
Charles McDonough 1950-51

4

Clif Colbert 2006
Rob Polvino 1992
Lance Reinhard 1990-91
Marc Davis 1989
Neal Fenton 1986-87
Pete Ryan 1983
Willie Lawton 1982
Mike Jones 1981
Bruce Grooms 1977, 1979-80
Kevin Cotherman 1978
Mark Alfors 1974-76
Jay Strosnider 1973
Kerry Caliman 1971-72
Marck Schickner 1970
Jack Conrad 1968-69
Frank Smith 1965-66
Forrest Sibert 1962
Tom White 1961
Al Hughes 1960
Ronnie Doyle 1959
Dave Smalley 1955-57
Bill Hoover 1954
◆ John Clune 1952-53
William Lawrence 1950

5

▶ **Chris Harris 2007-09**
David Hooper 2004-06
Nate Jennings 2002
Reggie Skipworth 1998-2001
Cecil Fletcher 1998
Brian Walker 1994-97
Ted Lambert 1991
Joe Gottschalk 1988-90
Michael Burroughs 1987
Kylor Whitaker 1983-86
Kevin Cotherman 1979-81

Tom Dean 1978
Rick Wilder 1977
Jerome Liscomb 1974-76
Dan McHale 1971
Steven Kaplan 1968
Tim Cohane 1965-67
Benjamin Thomas 1963
Bruce Gunkle 1962
Pete Woodruff 1961
Mike Nash 1960
George Bouvet 1956-57
John McDonnell 1955
Don Kniss 1953
William Wilson 1950-51

10

▶ **Greg Brown 2008-09**
Corey Johnson 2005-07
Kwame Ofori 2002-04
Mike Windlan 1999-2000
Seth Schuknecht 1996-98
Erik Harris 1988-91
Doug Wojcik 1985-87
Willie Jett 1984
Glen Miles 1983
Don Griffin 1982
Dave Smith 1980
Bruce Grooms 1978
Chuck Kuzma 1977
Bob Clark 1974-75
Forrest Kirk 1972-73
Warren McCarty 1971
Scott Semko 1968-70
Thomas Pestorius 1967
Norbert Ryan 1965
Frank Smith 1964
Hank Kettlehodt 1962-63
Tony Esau 1961
Jay Metzler 1958-60
Larry Wigley 1952

11

▶ **Clif Colbert 2007-09**
Nate Jennings 2001
Chris Worthing 1999-2000
Mike Wall 1996, 98
Dick Johnson 1957
Ron Dressel 1955-56
Bill Slattery 1954
Ed Hogan 1952-53
David Mullaney 1950-51

12

Kelvin Boatner 2004-06
Jason Jeanpierre 2001-03
Tim Sweeney 2000
T.J. Hall 1994-95
Jimmy Hamilton 1993
Mel Davis 1988-91
Kevin Coyne 1985-86
Dick Knar 1983

Todd Alexander 1982
Rob Romaine 1981
Jim Whitesides 1980
Chris Dougherty 1976
Bill Montgomery 1973-75
Tom Mearsheimer 1972
Daniel Bauman 1970
Roger Blais 1968
Ralph Mitchell 1964-66
Al Hughes 1961-62
Joe Kavanagh 1960
Tom Inderlied 1959
Frank Petinos 1957-59
Larry Wigley 1953, 55
Richard Williams 1950

13

Taj Mathews 2003-05
Robert Albertson 1955-57
◆ Don Lange 1952-53
Bill Frohlinger 1951
John Stinson 1950

14

Adam Allegro 2003
Jamie Nero 1999
Sitapha Savane 1998
Skip Victor 1996
James Norris 1993-95
Mark Manno 1991-92
Djuan Graham 1989
Joe McDowell 1988
Craig Prather 1986-87
Sly Mata 1982-85
Vic Smith 1978-80
Chris Dougherty 1977
Rusty Cone 1976
Bob Burns 1973-75
Ron Price 1972
Kirk Olich 1971
Ted Oslola 1970
Chuck Provini 1969
Hugh Kilmartin 1967-68
Larry Mack 1965
John Krechting 1963-64
Michael Miga 1961-62
Hank Egan 1959-60
Dick Johnson 1958
Ed Clune 1956-57
Anthony Dulonsky 1955
Bill Hoover 1952-53
Joe Fitzpatrick 1950-51

15

▶ **Romeo Garcia 2008-09**
Trey Stanton 2007
Leonard Green 2004-06
Jehiel Lewis 2000-2002
Matt Sladky 1996-98
David Collins 1995
Kico Eaton 1994

Kevin Kozak 1992
Bobby Jones 1986
Kevin Coyne 1984
Leo Latonick 1975
Philip Nelson 1974
Charlie Robinson 1973
Gerry Blanton 1972
William Parks 1968-70
Kenneth Findley 1965
Doug Law 1964
Dave Konold 1961-63
John Mascali 1957
George Bouvet 1955
Doral Sandlin 1954
John McDonnell 1953
Bill Slattery 1952
Fritz Davis 1951

20

Bryce Brigham 2006-08
George O'Garro 2003-05
Demond Shepard 2000-02
Aaron Smith 1996-98
Randy Torgrimson 1994-95
Michael Burd 1990-93
Matt Attar 1989
Matt Nordmann 1987-88
Tony Wells 1983-86
Bill Freitag 1980-82
Rob Anston 1978-79
Vic Smith 1977
Philip Nelson 1975-76
Bob Marshburn 1973-74
Howie Cronauer 1971-72
Rick Buff 1968-70
Chris Reddington 1964-66
Benjamin Ross 1962-63
Henry Booth 1961
Walt Land 1958-60

21

▶ **T.J. Topercer 2007-09**
Carlton Baldwin 2005-06
Josh Williams 1996-99
Ryan Lookabill 1995
John Higgins 1957
Ken McCally 1953, 55

22

▶ **Brian Richards 2007-09**
David Rhoiney 2004-06
Quintrell McCreary 2002-03
Ryan Torgrimson 1994-95
Brian Cochran 1992-93
Corey Bell 1990-91
Craig Prather 1988-89
Brian Gregory 1986
Mike Kurka 1985
Mike Jones 1982-84
Chuck Greene 1978-81
Leo Latonick 1976-77

Dave Stone 1972-74
Jack Conrad 1970-71
John Seeley 1968
James Gosma 1969
Tom Martin 1968
Steven Kaplan 1967
Mark Haley 1966
Bruce Terwilliger 1962-64
Ed Cowley 1961
Gary Bagnard 1960
Tom White 1959
Joe Sendek 1956-58
Richard Smith 1955
Larry Wigley 1954
Jim Van Scoyoc 1953
Robert Allison 1950

23

▶ **O.J. Avworo 2009**
Calvin White 2004-07
Francis Ebong 2001-03
Hassan Booker 1995
Michael Green 1987-89
Chuck Robinson 1990, 92-93
Bobby Jones 1987-89

24

▶ **Kaleo Kina 2006-09**
Jeff Charles 2002-04
John Williams 1999-2001
Michael Heary 1995-98
Scott Holden 1994
Derrick Wall 1992
John Haase 1991
Keith O'Connell 1990
Derrick Turner 1986-89
Rob Romaine 1982-84
Jan Myers 1979-81
Bob Scott 1976-78
Gary Carter 1972-74
Paul Longinotti 1970
David Miller 1968
Norbert Ryan 1967
Bill Radcliffe 1965
Ralph Mitchell 1964
Dave Tremaine 1960-62
Gary Bakken 1959
Joe Bray 1950

25

▶ **Jordan Sugars 2009**
Quintrell McCreary 2001
Noah Kramer-Dover 2000
Larry Green 1992-95
Ben Thompson 1956

ALL-TIME JERSEY NUMBERS

30

Bobby Fenske	2007
Thom Knapp	2004-05
Scott Long	2001-03
Jeremy Toton	1998-2000
Robert Alleyne	1996-97
Thomas Jenkins	1994
Kevin Kozak	1993
Sam Cook	1991-92
Doug Fee	1988-90
Carey Manhertz	1984-87
Dave Brooks	1980-83
Jack Stumborg	1976-79
Bill Herberger	1975
Brant Carter	1974
Dennis Kruer	1973
John Caldwell	1970-72
Syd Rodenbarger	1968-69
Charles Brewer	1967
Robert Bandy	1964
Charles Shields	1963
Mike Nash	1961-62
Richard Brown	1958-60

31

Bob Wilson	1956-57
Carleton King	1955
Jim DeGroff	1953

32

▶ Scott Brooks	2007-09
Matt Fannin	2003-06
Sonny Lewis	2002
Mitch Moore	2001
Ben Beck-Coon	2000
Skip Victor	1997-99
Jimmy Hamilton	1994-96
John Haase	1992-93
Eddie Reddick	1988-91
Nathan Bailey	1986-87
James Reed	1985
Barry Melvin	1982
Bruce Bille	1981
Brian Burlingame	1977-80
Brooks Boatwright	1975-76
Jay Strosnider	1974
John Berkley	1973
Tom Hoffman	1972
Bob Sanders	1970
Chuck Provini	1968
Tom Martin	1966-67
Mark Rein	1965
Bob Davenport	1963-65
Thomas White	1960
Joe Kavanagh	1959, 61
John Higgins	1958
Ron Doyle	1957
Larry Magner	1955-56
Don Lange	1954

33

▶ Adam Teague	2006-09
Mike Higgins	2004-05
Marcell Cummings	2003
Mike Wheeler	2002
Chris Williams	1999-2001
Josh Elston	1998
Cecil Fletcher	1997
Sean O'Connor	1996
Greg Stephens	1995
Victor Mickel	1991-94
Sam Cook	1989-90
Byron Hopkins	1987-88
Vernon Butler	1983
Joe Corrigan	1950-51

34

Taj Mathews	2002
Michael Cunningham	1999-2001
Josh Height	1995, 97-98
Blake Jacobson	1996
Brad Cougher	1991-94
Larry Parker	1990
Joe McDowell	1989
Rich Brennan	1986-88
Warren Buller	1984
Jim Kuzma	1980-83
Chuck Kuzma	1978-79
Barry Wilbur	1975-77
Tom Bonner	1974
Jack Mills	1972-73
John Daly, Jr.	1971
Mike Trent	1970
John Seeley	1969
Jim Kroll	1968
Bob Szalay	1966
John Mahoney	1962-64
Fred Corbalis	1960-61
Dick Macke	1959
John Worrell	1955-56
Ed Hogan	1954
Doral Sandlin	1953
Jim Van Scoyoc	1951

35

Hassan Booker	1996-98
Ben Thompson	1955
John Clune	1954
Mac Cramer	1952-53
William Hawkins	1950

40

▶ Jeremy Wilson	2008-09
Adam Allegro	2004
Paul Bania	2002-03
Jamie Nero	2000-01
Wes Cooper	1992-95
Pepper Day	1991
Chris Mang	1990
Tony Lesperance	1989
Darren Morningstar	1988

Carl Liebert	1985-87
Cliff Maurer	1982-84
John Geshay	1979-81
Grant Herrick	1978
Brian Burlingame	1977
Clarence Moore	1976
Mickey Hampton	1973-75
Bill McCracken	1971-72
Chuck Davis	1970
John Sage	1968
Gene Parchinski	1964-66
Bill Kirvan	1961-62
Jim Bower	1958-60

42

John Bailey	2006
Chika Onyekanne	2004-05
Robert Reeder	1999-2001
Michael Green	1995-97
Sylvester Joseph	1994
Robert Catten	1990, 93
Mike Klooster	1983-85
Myron Simons	1979-82
John Geshay	1978
Brian Kirk	1976-77
John Frise	1975
John Berkley	1974
Skip Weigand	1971-73
John Gillooly	1970
Chet Carroll	1967-68
Mark Rein	1963
Joe Broz	1960-62
Gerry Dunn	1959
Al Swanson	1956-58
Bill Slattery	1953
Don Kniss	1951-52

43

Jason Deane	2004
Robert Catten	1992

44

▶ Mark Veazey	2008
Carlton Baldwin	2004
Jamie Nero	2002
Josh Hill	1999-2001
Lance Day	1998
Alex Kohnen	1993-96
Nick Marusich	1990-92
Cliff Rees	1985-88
Gary Price	1981-84
Gerry Sherrill	1980
Scott Myers	1979
Hank Kuzma	1975-78
Brooks Boatwright	1974
Fred Graff	1973
Bob Perry	1970-72
John Tolmie	1968-69
Chris Reddington	1964
Ron Terwilliger	1961-63
Frank Delano	1958-60

Larry Higgins	1956
Fritz Davis	1952

45

Greg Sprink	2005
Adam Lane	2003-04
Kyle Barker	2000-02
John Williams	1998
Greg Stephens	1996

50

◆David Robinson	1984-87
Tim McDonnell	1980, 82
◆Kevin Sinnett	1976-79
Mickey Ross	1975
Tom Pruss	1972-74
Gerry Blanton	1971
Jim Halwachs	1970
Paul Longinotti	1969
Dave Kanning	1962
Tony Lazzaretti	1961
John Mascali	1959

51

◆Vernon Butler	1984-86
----------------	---------

52

Frank Hughes	1994
Kevin Havens	1992-93
Joe Bonner	1978
Al Smith	1977
Dale Wainwright	1975-76
Chuck Zinky	1974
Bob Clark	1973
Bob Marshburn	1972
Howie Cronauer	1970
Gary Meyer	1969
Woody Vaughan	1962
Pete Vreeland	1961
Gary Bagnard	1959

53

Adam Hudson	2004-05
Rob Paul	2002-03
Mike Higgins	2001
Taiwan Holmes	2000
Noah Kramer-Dover	1999
Ryan Lookabill	1996-98

54

Ben Biles	2005-08
Rob Paul	2004
Mitch Moore	2002-03
Nick Marusich	1989
Joel Jensen	1988
Rich Reynolds	1987
Rob Johnstone	1985
Todd Alexander	1983-84
Rich Davidson	1980-82
Grant Herrick	1979
David Bethel	1976-77

Steve Walsh	1973-74
Bob Kenney	1970-72
David Stahrksi	1969
Bill Karpinski	1961-62

55

Laramie Mergerson	2002-05
Tom McCloskey	2001
Sitapha Savane	1999-2000
Mike Palumbo	1996-98

◆ Denotes number retired.

▶ Denotes active player.

ALL-TIME CAREER STATS

Bob Albertson Forward ▶ 6-4 ▶ 205 ▶ Cranford, N.J. (Cranford)

YEAR	GP-GS	MIN	AVG	FG-A	PCT	3P-A	PCT	FT-A	PCT	REB	AVG	PF-D	A	TO	BLK	ST	PTS	AVG
1954-55	14	---	---	12-32	.375	---	---	12-20	.600	25	1.8	14	---	---	---	---	36	2.5
1955-56	18	---	---	38-74	.514	---	---	16-27	.593	65	3.6	37	---	---	---	---	92	5.1
1956-57	23	---	---	57-125	.456	---	---	41-58	.707	97	4.2	36	---	---	---	---	155	6.7
Totals	55	---	---	107-231	.483	---	---	69-105	.657	187	3.4	87	---	---	---	---	283	5.1

Todd Alexander Center ▶ 6-8 ▶ 220 ▶ Columbus, Ohio (Columbus Academy)

YEAR	GP-GS	MIN	AVG	FG-A	PCT	3P-A	PCT	FT-A	PCT	REB	AVG	PF-D	A	TO	BLK	ST	PTS	AVG
1981-82	23-0	---	---	11-25	.440	---	---	12-30	.400	48	2.1	33-2	6	---	2	---	34	1.5
2002-03	1-0	---	---	7-10	.700	0-0	.000	4-7	.571	15	1.1	11-0	2	---	2	3	18	1.3
1983-84	9-0	---	---	5-10	.500	---	---	0-3	.000	13	1.4	10-0	0	4	0	1	10	1.1
Totals	46-0	---	---	23-45	.511	0-0	.000	16-40	.400	76	1.7	54-2	8	4	4	4	62	1.3

Mark Alfors Guard ▶ 5-11 ▶ 178 ▶ Hamilton, Ohio (Badin)

YEAR	GP-GS	MIN	AVG	FG-A	PCT	3P-A	PCT	FT-A	PCT	REB	AVG	PF-D	A	TO	BLK	ST	PTS	AVG
1973-74	3	---	---	0-0	.000	---	---	0-0	.000	0	0.0	0-0	1	---	---	---	0	0.0
1974-75	19	---	---	55-142	.387	---	---	14-22	.636	32	1.7	15-0	29	---	---	---	124	6.5
1975-76	24	---	---	106-230	.461	---	---	31-39	.795	44	1.8	25-0	75	---	---	---	243	10.1
Totals	46	---	---	161-371	.430	---	---	45-61	.738	76	1.7	40-0	105	---	---	---	367	8.0

Adam Allegro Guard ▶ 6-4 ▶ 215 ▶ Agoura Hills, Calif. (Agoura Hills)

YEAR	GP-GS	MIN	AVG	FG-A	PCT	3P-A	PCT	FT-A	PCT	REB	AVG	PF-D	A	TO	BLK	ST	PTS	AVG
2002-03	4-0	4	4.0	0-0	.000	0-0	.000	0-0	.000	1	1.0	0-0	1	0	0	0	0	0.0
2003-04	4-0	17	4.3	1-4	.250	1-3	.333	2-2	1.000	2	0.5	3-0	1	0	0	0	5	1.3
Totals	8-0	21	4.2	1-4	.250	1-3	.333	2-2	1.000	3	0.6	3-0	2	0	0	0	5	1.0

Robert Alleyne Forward ▶ 6-7 ▶ 251 ▶ Bronx, N.Y. (Bronx School of Science)

YEAR	GP-GS	MIN	AVG	FG-A	PCT	3P-A	PCT	FT-A	PCT	REB	AVG	PF-D	A	TO	BLK	ST	PTS	AVG
1995-96	3-0	9	3.0	1-5	.200	0-0	.000	0-0	.000	4	1.3	1-0	0	0	1	0	2	0.7

J.R. Anderson

YEAR	GP-GS	MIN	AVG	FG-A	PCT	3P-A	PCT	FT-A	PCT	REB	AVG	PF-D	A	TO	BLK	ST	PTS	AVG
1952-53	2-0	3	1.5	0-0	.000	---	---	0-0	.000	1	0.5	0-0	---	---	---	---	0	0.0

Rob Anston Guard ▶ 6-2 ▶ 185 ▶ Herndon, Va. (Herndon)

YEAR	GP-GS	MIN	AVG	FG-A	PCT	3P-A	PCT	FT-A	PCT	REB	AVG	PF-D	A	TO	BLK	ST	PTS	AVG
1977-78	15	---	---	9-30	.300	---	---	6-9	.667	15	1.0	8-0	7	---	---	---	24	1.6
1978-79	22	---	---	35-80	.438	---	---	11-13	.846	23	1.0	23-0	13	---	---	---	81	3.7
Totals	37	---	---	44-110	.400	---	---	17-22	.773	38	1.0	31-0	20	---	---	---	105	2.8

Matt Attar Forward ▶ 6-7 ▶ 205 ▶ Somerset, Mass. (Durfee)

YEAR	GP-GS	MIN	AVG	FG-A	PCT	3P-A	PCT	FT-A	PCT	REB	AVG	PF-D	A	TO	BLK	ST	PTS	AVG
1988-89	12-0	97	8.1	12-35	.343	2-5	.400	3-5	.600	12	1.0	6-0	5	15	1	0	29	2.4

Gary Bagnard Guard ▶ 6-1 ▶ 160 ▶ Lakewood, Calif. (Wilson)

YEAR	GP-GS	MIN	AVG	FG-A	PCT	3P-A	PCT	FT-A	PCT	REB	AVG	PF-D	A	TO	BLK	ST	PTS	AVG
1957-58	3	9	3.0	0-3	.000	---	---	1-3	.333	0	0.0	0-0	---	---	---	---	1	0.3
1958-59	16	197	12.3	20-47	.426	---	---	14-20	.700	16	1.0	16	---	---	---	---	54	3.4
1959-60	16	---	---	27-67	.404	---	---	9-13	.694	26	1.6	9	---	---	---	---	63	3.9
Totals	35	---	---	47-117	.402	---	---	24-36	.667	42	1.2	25	---	---	---	---	118	3.4

John Bailey Forward ▶ 6-8 ▶ 221 ▶ Blacksburg, Va. (Blacksburg)

YEAR	GP-GS	MIN	AVG	FG-A	PCT	3P-A	PCT	FT-A	PCT	REB	AVG	PF-D	A	TO	BLK	ST	PTS	AVG
2005-06	5-0	14	2.8	2-2	1.000	0-0	.000	0-0	.000	3	0.6	1-0	1	3	1	0	4	0.8

Nate Bailey Forward ▶ 6-6 ▶ 191 ▶ South Weymouth, Mass. (Weymouth South)

YEAR	GP-GS	MIN	AVG	FG-A	PCT	3P-A	PCT	FT-A	PCT	REB	AVG	PF-D	A	TO	BLK	ST	PTS	AVG
1985-86	34-11	---	---	54-147	.367	---	---	37-58	.638	103	3.0	57-1	30	46	0	17	145	4.3

Gary Bakken Guard ▶ 5-11 ▶ 150 ▶ Cooperstown, N.D. (Cooperstown / Univ. of North Dakota)

YEAR	GP-GS	MIN	AVG	FG-A	PCT	3P-A	PCT	FT-A	PCT	REB	AVG	PF-D	A	TO	BLK	ST	PTS	AVG
1968-69	11	---	---	2-10	.200	---	---	2-3	.667	3	0.3	7-0	---	---	---	---	6	0.5
1969-70	8	---	---	0-1	.000	---	---	1-2	.500	0	0.0	1-0	---	---	---	---	1	0.1
Totals	19	---	---	2-11	.182	---	---	3-5	.600	3	0.2	8-0	---	---	---	---	7	0.4

Carlton Baldwin Forward ▶ 6-8 ▶ 230 ▶ Lusby, Md. (Patuxent)

YEAR	GP-GS	MIN	AVG	FG-A	PCT	3P-A	PCT	FT-A	PCT	REB	AVG	PF-D	A	TO	BLK	ST	PTS	AVG
2003-04	25-7	107	16.3	84-197	.426	0-0	.000	31-59	.525	102	4.1	72-2	3	43	20	18	199	8.0
2004-05	10-0	407	10.7	19-38	.500	0-0	.000	6-16	.375	34	3.4	22-0	1	12	3	4	44	4.4
1983-84	27-10	346	12.8	52-136	.382	0-0	.000	31-59	.525	51	1.9	64-4	5	47	12	18	135	5.0
Totals	62-17	860	13.9	155-371	.418	0-0	.000	68-134	.507	187	3.0	158-6	9	102	35	40	378	6.1

Robert Bandy Forward ▶ 6-5 ▶ 210 ▶ Baltimore, Md. (Sparrows Point)

YEAR	GP-GS	MIN	AVG	FG-A	PCT	3P-A	PCT	FT-A	PCT	REB	AVG	PF-D	A	TO	BLK	ST	PTS	AVG
1963-64	3	---	---	0-0	.000	---	---	0-1	.000	1	0.3	0-0	---	---	---	---	0	0.0

Paul Bania Forward ▶ 6-5 ▶ 203 ▶ Boulder City, Nev. (Bishop Gorman)

YEAR	GP-GS	MIN	AVG	FG-A	PCT	3P-A	PCT	FT-A	PCT	REB	AVG	PF-D	A	TO	BLK	ST	PTS	AVG
2001-02	5-0	49	9.8	4-10	.400	2-4	.500	0-2	.000	2	0.4	3-0	3	4	0	3	10	2.0
2002-03	12-0	65	5.4	3-18	.167	0-8	.000	2-4	.500	15	1.3	7-0	2	5	1	4	8	0.7
Totals	17-0	114	6.7	7-28	.250	2-12	.167	2-6	.333	17	1.0	10-0	5	9	1	7	18	1.1

Kyle Barker Forward ▶ 6-7 ▶ 220 ▶ Lyons, Mich. (Ionias)

YEAR	GP-GS	MIN	AVG	FG-A	PCT	3P-A	PCT	FT-A	PCT	REB	AVG	PF-D	A	TO	BLK	ST	PTS	AVG
1999-00	13-0	58	4.5	8-21	.381	5-12	.417	2-2	1.000	9	0.7	3-0	1	6	0	2	23	1.8
2000-01	31-0	472	15.2	83-194	.428	43-120	.358	46-52	.885	87	2.8	60-10	26	2	17	255	8.2	
2001-02	29-6	418	14.4	66-192	.344	32-105	.305	46-50	.920	70	2.4	44-0	13	24	4	17	211	7.2
Totals	73-6	948	13.0	157-407	.386	80-237	.338	94-104	.904	166	2.3	107-0	24	56	6	36	488	6.7

Dan Bauman

YEAR	GP-GS	MIN	AVG	FG-A	PCT	3P-A	PCT	FT-A	PCT	REB	AVG	PF-D	A	TO	BLK	ST	PTS	AVG
1970-71	2	---	---	0-0	.000	0-0	.000	0-0	.000	0	0.0	1-0	---	---	---	---	0	0.0

Corey Bell Guard ▶ 6-2 ▶ 180 ▶ Daytona Beach, Fla. (Spruce Creek)

YEAR	GP-GS	MIN	AVG	FG-A	PCT	3P-A	PCT	FT-A	PCT	REB	AVG	PF-D	A	TO	BLK	ST	PTS	AVG
1989-90	4-0	18	4.5	2-8	.250	0-1	.000	0-0	.000	3	0.8	4-0	1</					

ALL-TIME CAREER STATS

Bryce Brigham Guard ▶ 6-4 ▶ 190 ▶ Bellevue, Wash. (Interlake)

YEAR	GP-GS	MIN	AVG	FG-A	PCT	3P-A	PCT	FT-A	PCT	REB	AVG	PF-D	A	TO	BLK	ST	PTS	AVG
2005-06	28-1	403	14.4	38-100	.380	26-69	.377	7-9	.778	35	1.3	30-1	17	2	8	109	3.9	
2006-07	29-0	398	13.7	37-91	.407	24-64	.375	8-15	.533	55	1.9	39-1	18	15	2	12	106	3.7
2007-08	14-0	104	7.4	5-22	.227	3-17	.176	4-4	1.000	7	0.5	12-0	3	10	1	17	1.2	
Totals	71-1	905	12.7	80-213	.376	53-150	.353	19-28	.679	97	1.4	81-2	38	42	5	21	232	3.3

Dave Brooks Guard ▶ 6-1 ▶ 175 ▶ Lawrenceville, Ind. (Lawrenceville)

YEAR	GP-GS	MIN	AVG	FG-A	PCT	3P-A	PCT	FT-A	PCT	REB	AVG	PF-D	A	TO	BLK	ST	PTS	AVG
1979-80	27-	---	---	141-306	.461	---	---	43-65	.662	64	2.4	67-4	40	---	4	---	325	12.0
1980-81	24-	---	---	112-273	.410	---	---	36-47	.766	49	2.0	59-2	31	---	0	---	260	10.8
1981-82	25-22	---	---	136-282	.482	---	---	40-57	.702	59	2.4	56-2	39	---	1	---	312	12.5
1982-83	29-29	---	---	219-432	.507	8-15	.533	46-81	.568	69	2.4	69-2	76	---	1	36	492	17.0
Totals	105-51	---	---	608-1293	.470	8-15	.533	165-250	.660	241	2.3	251-10	186	---	6	36	1389	13.2

Scott Brooks Forward ▶ 6-6 ▶ 195 ▶ Raleigh, N.C. (Wakefield)

YEAR	GP-GS	MIN	AVG	FG-A	PCT	3P-A	PCT	FT-A	PCT	REB	AVG	PF-D	A	TO	BLK	ST	PTS	AVG
2006-07	13-0	60	4.6	2-11	.182	0-2	.000	2-2	1.000	8	0.6	5-0	2	6	0	2	6	0.5
2007-08	12-4	87	7.3	8-23	.348	1-4	.250	3-8	.375	21	1.8	17-1	0	11	2	3	20	1.7
Totals	25-4	147	5.9	10-34	.294	1-6	.167	5-10	.500	29	1.2	22-1	2	17	2	5	26	1.0

Richard Brown Forward ▶ 6-3 ▶ 190 ▶ Silver Spring, Md. (Montgomery Blair)

YEAR	GP-GS	MIN	AVG	FG-A	PCT	3P-A	PCT	FT-A	PCT	REB	AVG	PF-D	A	TO	BLK	ST	PTS	AVG
1957-58	20-	---	---	70-158	.443	---	---	30-63	.476	208	10.4	72-	---	---	---	---	170	8.5
1958-59	24-	---	---	103-211	.488	---	---	44-69	.638	214	8.9	54-	---	---	---	---	250	10.4
1959-60	22-	---	---	92-211	.436	---	---	53-74	.716	223	10.1	65-	---	---	---	---	237	10.8
Totals	66-	---	---	265-580	.457	---	---	127-206	.617	645	9.8	191-	---	---	---	---	657	10.0

Greg Brown Guard ▶ 6-4 ▶ 180 ▶ Waldorf, Md. (St. Mary's Ryken)

YEAR	GP-GS	MIN	AVG	FG-A	PCT	3P-A	PCT	FT-A	PCT	REB	AVG	PF-D	A	TO	BLK	ST	PTS	AVG
2007-08	13-0	55	4.2	9-22	.409	2-4	.500	3-7	.429	12	0.9	9-0	2	11	2	5	23	1.8

Joe Broz Forward ▶ 6-6 ▶ 205 ▶ Washington, Ill. (Washington)

YEAR	GP-GS	MIN	AVG	FG-A	PCT	3P-A	PCT	FT-A	PCT	REB	AVG	PF-D	A	TO	BLK	ST	PTS	AVG
1959-60	1-	---	---	0-0	.000	---	---	0-0	.000	1	1.0	1-	---	---	---	---	0	0.0
1960-61	15-	---	---	30-65	.462	---	---	16-35	.457	74	4.9	40-	---	---	---	---	76	5.1
1961-62	21-	---	---	33-85	.388	---	---	24-46	.523	109	5.2	61-	---	---	---	---	90	4.3
Totals	37-	---	---	63-150	.420	---	---	40-81	.484	184	5.0	102-	---	---	---	---	166	4.5

Rick Buff Guard ▶ 6-2 ▶ 165 ▶ Masury, Ohio (Brookfield)

YEAR	GP-GS	MIN	AVG	FG-A	PCT	3P-A	PCT	FT-A	PCT	REB	AVG	PF-D	A	TO	BLK	ST	PTS	AVG
1968-69	17-	---	---	13-39	.333	---	---	16-22	.727	28	1.6	13-0	---	---	---	---	42	2.5
1969-70	23-	---	---	62-118	.525	---	---	45-65	.692	70	3.0	37-2	---	---	---	---	169	7.3
Totals	40-	---	---	75-157	.478	---	---	61-87	.701	98	2.5	50-2	---	---	---	---	211	5.3

Warren Buller Forward ▶ 6-6 ▶ 205 ▶ Iowa, La. (Fenton)

YEAR	GP-GS	MIN	AVG	FG-A	PCT	3P-A	PCT	FT-A	PCT	REB	AVG	PF-D	A	TO	BLK	ST	PTS	AVG
1983-84	6-0	---	---	1-4	.250	---	---	1-3	.333	4	0.7	4-0	0	2	0	0	3	0.5

Michael Burd Guard ▶ 6-2 ▶ 195 ▶ Munfordville, Ky. (Hart County)

YEAR	GP-GS	MIN	AVG	FG-A	PCT	3P-A	PCT	FT-A	PCT	REB	AVG	PF-D	A	TO	BLK	ST	PTS	AVG
1989-90	26-9	293	11.3	41-98	.418	20-56	.357	9-10	.900	16	0.6	18-0	23	16	0	8	111	4.3
1990-91	28-21	531	19.0	73-229	.319	45-144	.313	23-25	.920	35	1.3	28-0	29	32	0	19	214	7.6
1991-92	27-4	321	11.9	48-122	.393	33-84	.393	13-15	.867	15	0.6	29-0	26	19	0	9	142	5.3
1992-93	19-2	220	11.6	35-85	.412	23-56	.411	14-16	.875	18	1.0	34-2	21	16	0	5	107	5.6
Totals	100-36	1305	13.7	197-534	.369	121-340	.356	59-66	.894	84	0.8	109-2	99	83	0	41	574	5.7

Brian Burlingame Center ▶ 6-7 ▶ 211 ▶ Dunmore, Pa. (Bishop O'Hara)

YEAR	GP-GS	MIN	AVG	FG-A	PCT	3P-A	PCT	FT-A	PCT	REB	AVG	PF-D	A	TO	BLK	ST	PTS	AVG
1976-77	8-	---	---	6-15	.400	---	---	2-12	.167	18	2.3	8-0	2	---	---	---	14	1.8
1977-78	14-	---	---	2-9	.222	---	---	1-5	.200	9	0.6	8-0	1	---	---	---	5	0.4
1978-79	12-	---	---	3-12	.250	---	---	2-7	.285	10	0.8	11-0	6	---	---	---	8	0.7
1979-80	24-	---	---	6-16	.375	---	---	5-13	.385	34	1.4	21-0	12	---	---	---	17	0.7
Totals	58-	---	---	17-52	.327	---	---	10-37	.270	71	1.2	48-0	21	---	---	---	44	0.8

Bob Burns Center ▶ 6-7 ▶ 210 ▶ Brooklyn, N.Y. (Nazareth)

YEAR	GP-GS	MIN	AVG	FG-A	PCT	3P-A	PCT	FT-A	PCT	REB	AVG	PF-D	A	TO	BLK	ST	PTS	AVG
1972-73	25-	---	---	130-283	.459	---	---	44-68	.647	184	7.4	67-2	19	---	---	---	304	12.2
1973-74	22-	---	---	83-164	.506	---	---	37-65	.569	117	5.3	48-0	10	---	---	---	203	9.2
1974-75	22-	---	---	65-149	.436	---	---	45-74	.608	114	5.2	57-3	15	---	---	---	175	7.9
Totals	69-	---	---	278-596	.466	---	---	126-207	.609	415	6.0	172-5	44	---	---	---	682	9.9

Billy Butler Guard ▶ 5-10 ▶ 175 ▶ Greenwood, Ind. (Center Grove)

YEAR	GP-GS	MIN	AVG	FG-A	PCT	3P-A	PCT	FT-A	PCT	REB	AVG	PF-D	A	TO	BLK	ST	PTS	AVG
1992-93	23-13	460	20.0	19-58	.328	9-25	.360	18-27	.667	18	0.8	34-0	56	43	0	9	65	2.8
1993-94	12-0	58	4.8	3-13	.231	0-3	.000	7-8	.875	5	0.4	8-0	12	3	0	1	13	1.1
Totals	35-13	518	14.8	22-71	.310	9-28	.321	25-35	.714	23	0.7	42-0	68	46	0	10	78	2.2

Vernon Butler Forward ▶ 6-7 ▶ 245 ▶ Beltsville, Md. (High Point)

YEAR	GP-GS	MIN	AVG	FG-A	PCT	3P-A	PCT	FT-A	PCT	REB	AVG	PF-D	A	TO	BLK	ST	PTS	AVG
1982-83	29-29	1057	36.4	107-214	.500	0-0	.000	122-163	.748	296	10.2	77-0	34	---	4	22	336	11.6
1983-84	32-32	1069	33.4	175-288	.608	---	---	119-171	.696	277	8.7	85-1	70	96	3	33	469	14.6
1984-85	32-32	1151	36.0	209-367	.569	---	---	172-217	.793	292	9.1	91-1	64	91	10	28	590	18.4
1985-86	34-32	1107	32.6	201-355	.566	---	---	155-226	.686	250	7.4	85-2	41	91	12	27	557	16.4
Totals	127-125	4365	34.4	692-1224	.565	0-0	.000	568-777	.731	1115	8.8	338-4	215	278	29	110	1952	15.4

John Caldwell Guard ▶ 6-1 ▶ 170 ▶ Louisville, Ky. (Westport)

YEAR	GP-GS	MIN	AVG	FG-A	PCT	3P-A	PCT	FT-A	PCT	REB	AVG	PF-D	A	TO	BLK	ST	PTS	AVG
1969-70	19-	---	---	25-90	.278	---	---	17-28	.607									

ALL-TIME CAREER STATS

William Connell Forward ▶ 6-3 ▶ 180 ▶ Kearny, N.J. (St. Cecilia)

YEAR	GP-GS	MIN	AVG	FG-A	PCT	3P-A	PCT	FT-A	PCT	REB	AVG	PF-D	A	TO	BLK	ST	PTS	AVG
1964-65	3	11	3.7	0-1	.000	---	---	0-0	.000	1	0.3	1-0	---	---	---	---	2	0.0
1965-66	1	1	1.0	1-1	1.000	---	---	0-0	.000	0	0.0	0-0	---	---	---	---	2	2.0
Totals	4-0	12	3.0	1-2	.500	---	---	0-0	.000	1	0.3	1-0	---	---	---	---	2	0.5

Jack Conrad Guard ▶ 6-0 ▶ 162 ▶ Allentown, Pa. (Dieruff)

YEAR	GP-GS	MIN	AVG	FG-A	PCT	3P-A	PCT	FT-A	PCT	REB	AVG	PF-D	A	TO	BLK	ST	PTS	AVG
1968-69	21	---	---	91-213	.427	---	---	57-76	.750	83	4.0	46-0	---	---	---	---	239	11.4
1969-70	23	---	---	170-379	.448	---	---	108-149	.725	94	4.1	59-1	---	---	---	---	448	19.4
1970-71	24	---	---	149-353	.422	---	---	103-138	.746	99	4.1	45-0	---	---	---	---	401	16.7
Totals	68	---	---	410-945	.434	---	---	268-363	.738	276	4.1	150-1	---	---	---	---	1088	16.0

Sam Cook Forward ▶ 6-8 ▶ 200 ▶ Clifton Forge, Va. (Allegheny)

YEAR	GP-GS	MIN	AVG	FG-A	PCT	3P-A	PCT	FT-A	PCT	REB	AVG	PF-D	A	TO	BLK	ST	PTS	AVG
1988-89	27-9	655	24.3	84-176	.477	0-0	.000	48-69	.696	126	4.7	68-1	19	38	9	18	216	8.0
1989-90	28-18	723	25.8	111-222	.500	1-3	.333	43-72	.597	151	5.4	89-2	27	53	12	16	266	9.5
1991-92	29-13	537	18.5	80-204	.392	20-74	.270	33-47	.702	134	4.6	92-6	13	41	4	25	213	7.4
1992-93	24	---	---	119-221	.539	0-0	.000	50-103	.485	164	5.5	101-4	11	44	8	10	288	12.0
Totals	102-41	2008	19.6	286-627	.456	22-84	.262	127-195	.651	434	4.3	263-9	64	142	27	60	721	7.1

Wes Cooper Forward ▶ 6-5 ▶ 220 ▶ Woodbridge, Va. (Woodbridge)

YEAR	GP-GS	MIN	AVG	FG-A	PCT	3P-A	PCT	FT-A	PCT	REB	AVG	PF-D	A	TO	BLK	ST	PTS	AVG
1991-92	20-8	276	13.8	33-68	.485	1-1	1.000	16-30	.533	45	2.3	20-0	4	14	3	3	83	4.2
1992-93	23-18	667	29.0	92-188	.489	0-0	.000	51-91	.560	131	5.7	70-4	12	41	7	17	235	10.2
1993-94	30-21	766	25.5	119-221	.539	0-0	.000	50-103	.485	164	5.5	101-4	11	44	8	10	288	9.6
1994-95	29-29	894	30.8	148-245	.604	0-0	.000	67-121	.554	218	7.5	100-3	11	40	13	24	363	12.5
Totals	102-76	2603	25.5	392-722	.543	1-1	1.000	184-345	.533	558	5.5	291-11	38	139	31	54	969	9.5

Fred Corbalis Guard ▶ 5-11 ▶ 175 ▶ Jersey City, N.J. (Bullis Prep)

YEAR	GP-GS	MIN	AVG	FG-A	PCT	3P-A	PCT	FT-A	PCT	REB	AVG	PF-D	A	TO	BLK	ST	PTS	AVG
1960-61	17	---	---	35-79	.444	---	---	28-43	.652	21	1.2	22	---	---	---	---	98	5.8

Kevin Cotherman Guard ▶ 6-0 ▶ 172 ▶ Goshen, Ind. (Goshen)

YEAR	GP-GS	MIN	AVG	FG-A	PCT	3P-A	PCT	FT-A	PCT	REB	AVG	PF-D	A	TO	BLK	ST	PTS	AVG
1977-78	1	---	---	0-0	.000	---	---	0-0	.000	0	0.0	0-0	0	0	0	0	0	0.0
1978-79	13	---	---	7-12	.583	---	---	9-11	.818	6	0.5	21-0	21	---	---	---	23	1.8
1979-80	23	---	---	20-38	.526	---	---	12-17	.706	23	1.0	34-1	16	---	---	---	52	2.3
1992-93	25	---	---	41-92	.446	---	---	33-46	.717	42	1.7	51-1	55	---	---	---	115	4.6
Totals	62	---	---	68-142	.479	---	---	54-74	.730	71	1.1	106-2	92	---	---	---	190	3.1

Brad Cougher Forward ▶ 6-8 ▶ 190 ▶ Kellogg, Idaho (Kellogg)

YEAR	GP-GS	MIN	AVG	FG-A	PCT	3P-A	PCT	FT-A	PCT	REB	AVG	PF-D	A	TO	BLK	ST	PTS	AVG
1990-91	22-0	115	5.2	7-26	.269	2-8	.250	8-10	.800	23	1.1	10-0	1	5	3	0	24	1.1
1991-92	23-2	197	8.6	32-59	.542	0-2	.000	10-13	.769	64	2.8	32-0	4	12	1	5	74	3.2
1992-93	18-5	181	10.1	22-57	.386	0-1	.000	12-16	.750	44	2.4	31-1	3	7	2	3	56	3.1
1993-94	18-0	188	10.4	40-83	.482	0-1	.000	20-23	.870	43	2.4	28-2	6	4	0	6	100	5.6
Totals	81-7	681	8.4	101-225	.449	2-12	.167	50-62	.806	174	2.1	101-3	14	28	6	14	254	3.1

Kevin Coyne Guard ▶ 6-4 ▶ 170 ▶ North Massapequa, N.Y. (Holy Trinity)

YEAR	GP-GS	MIN	AVG	FG-A	PCT	3P-A	PCT	FT-A	PCT	REB	AVG	PF-D	A	TO	BLK	ST	PTS	AVG
1983-84	6-0	---	---	2-7	.286	---	---	0-0	.000	2	0.3	3-0	0	1	0	0	4	0.7
1984-85	18-0	---	---	26-57	.456	---	---	10-12	.833	12	0.7	8-0	4	14	0	2	62	3.4
Totals	24-0	---	---	28-64	.438	---	---	10-12	.833	14	0.6	11-0	4	15	0	2	66	2.8

Greg Cozad

YEAR	GP-GS	MIN	AVG	FG-A	PCT	3P-A	PCT	FT-A	PCT	REB	AVG	PF-D	A	TO	BLK	ST	PTS	AVG
1985-86	1-0	---	---	0-1	.000	---	---	0-0	.000	1	1.0	1-0	0	0	0	0	0	0.0

Mac Cramer Forward ▶ 6-4 ▶ 202 ▶ Alhambra, Calif. (Mark Keppel)

YEAR	GP-GS	MIN	AVG	FG-A	PCT	3P-A	PCT	FT-A	PCT	REB	AVG	PF-D	A	TO	BLK	ST	PTS	AVG
1951-52	17	151	8.9	12-48	.250	---	---	3-6	.500	31	1.8	12	4	---	---	---	27	1.6
1952-53	20	230	11.5	34-91	.374	---	---	16-28	.572	92	4.6	27	---	---	---	---	84	4.2
Totals	37	381	10.3	46-139	.331	---	---	19-34	.559	123	3.3	39	4	---	---	---	111	3.0

Howie Cronauer Guard ▶ 5-10 ▶ 163 ▶ Summerhill, Pa. (Bishop Carroll)

YEAR	GP-GS	MIN	AVG	FG-A	PCT	3P-A	PCT	FT-A	PCT	REB	AVG	PF-D	A	TO	BLK	ST	PTS	AVG
1969-70	22	---	---	35-75	.467	---	---	18-25	.720	27	1.2	55-1	---	---	---	---	88	4.0
1970-71	23	---	---	67-154	.435	---	---	39-51	.765	48	2.1	74-3	---	---	---	---	173	7.5
1971-72	23	---	---	102-237	.434	---	---	35-53	.660	48	2.1	67-4	---	---	---	---	239	10.3
Totals	68	---	---	204-466	.438	---	---	92-129	.713	123	1.8	198-8	---	---	---	---	500	7.4

Marcell Cummings Guard ▶ 6-3 ▶ 195 ▶ Sacramento, Calif. (Laguna Creek)

YEAR	GP-GS	MIN	AVG	FG-A	PCT	3P-A	PCT	FT-A	PCT	REB	AVG	PF-D	A	TO	BLK	ST	PTS	AVG
2001-02	14-2	166	11.9	15-43	.349	6-21	.286	11-12	.917	17	1.2	14-0	8	19	3	11	47	3.4
2002-03	24-11	395	16.5	45-130	.346	17-54	.315	9-14	.643	33	1.4	37-0	15	39	2	26	116	4.8
Totals	38-13	561	14.8	60-173	.347	23-75	.307	20-24	.833	50	1.3	51-0	23	58	5	37	163	4.3

Michael Cunningham Center ▶ 6-11 ▶ 250 ▶ San Antonio, Texas (Antonian College Prep)

YEAR	GP-GS	MIN	AVG	FG-A	PCT	3P-A	PCT	FT-A	PCT	REB	AVG	PF-D	A	TO	BLK	ST	PTS	AVG
1998-99	20-0	---	---	17-48	.354	0-0	.000	7-18	.389	53	2.7	26-0	1	21	23	1	41	2.1
1999-00	28-0	186	6.6	21-52	.404	0-0	.000	9-22	.409	50	1.8	26-0	4	22	22	11	51	1.8
2000-01	31-27	465	15.0	66-120	.550	0-0	.000	21-50	.420	145	4.7	89-2	13	50	62	22	153	4.9
Totals	79-27	---	---	104-220	.473	0-0	.000	37-90	.411	248	3.1	141-2	16	93	107	34	245	3.1

John Daly Guard ▶ 6-1 ▶ 190 ▶ Washington, D.C. (St. John's College)

YEAR	GP-GS	MIN	AVG	FG-A	PCT	3P-A	PCT	FT-A	PCT	REB	AVG	PF-D	A	TO	BLK	ST	PTS	AVG
1970-71	24	---	---	42-95	.442	---	---	28-42	.667	73	3.0	33-0	---	---	---	---	112	4.6

Bob Davenport

ALL-TIME CAREER STATS

Francis Ebgong																		
Center ▶ 6-8 ▶ 233 ▶ Omaha, Neb. (Burke)																		
YEAR	GP-GS	MIN	AVG	FG-A	PCT	3P-A	PCT	FT-A	PCT	REB	AVG	PF-D	A	TO BLK	ST	PTS	AVG	
1999-00	21-0	149	7.1	18-39	.462	0-1	.000	14-36	.389	43	2.0	13-0	9	23	3	8	50	2.4
2000-01	30-4	473	15.8	58-120	.483	0-0	.000	42-89	.472	119	4.0	64-0	17	59	16	14	158	5.3
2001-02	30-27	790	26.3	105-206	.510	0-0	.000	80-152	.526	220	7.3	83-3	31	74	11	28	290	9.7
2002-03	28-26	794	28.4	101-189	.534	0-1	.000	62-125	.496	190	6.8	72-2	36	73	22	32	264	9.4
Totals	109-57	2206	20.2	282-554	.509	0-2	.000	196-402	.483	572	5.2	232-5	93	229	52	82	762	7.0

Henry Egan																	
Guard ▶ 6-2 ▶ 165 ▶ Flushing, N.Y. (Brooklyn Prep)																	
YEAR	GP-GS	MIN	AVG	FG-A	PCT	3P-A	PCT	FT-A	PCT	REB	AVG	PF-D	A	TO BLK	ST	PTS	AVG
1957-58	19-	---	---	36-91	.396	---	---	20-34	.589	31	1.6	29-	---	---	---	92	4.8
1958-59	19-	150	7.9	18-42	.429	---	---	7-12	.594	27	1.4	14-	---	---	---	43	2.3
1959-60	20-	---	---	59-127	.465	---	---	27-40	.675	53	2.7	38-	---	---	---	145	7.3
Totals	58-	---	---	113-260	.435	---	---	54-86	.628	111	1.9	81-	---	---	---	280	4.8

Anthony Esau																	
Guard ▶ 6-1 ▶ 190 ▶ Yonkers, N.Y. (Sacred Heart)																	
YEAR	GP-GS	MIN	AVG	FG-A	PCT	3P-A	PCT	FT-A	PCT	REB	AVG	PF-D	A	TO BLK	ST	PTS	AVG
1960-61	7-	83	11.9	6-22	.273	---	---	5-6	.833	17	1.0	8-0	---	---	---	17	2.4

Matt Fannin																		
Forward ▶ 6-6 ▶ 223 ▶ Lakewood, Ohio (Lakewood)																		
YEAR	GP-GS	MIN	AVG	FG-A	PCT	3P-A	PCT	FT-A	PCT	REB	AVG	PF-D	A	TO BLK	ST	PTS	AVG	
2002-03	27-0	253	9.4	27-56	.482	0-0	.000	23-32	.742	46	1.7	19-0	19	23	4	10	77	6.9
2003-04	27-19	526	19.5	59-137	.431	0-0	.000	45-85	.529	100	3.7	66-1	42	70	3	17	163	6.0
2004-05	27-24	685	25.4	93-198	.470	0-1	.000	108-175	.617	182	6.7	87-6	34	81	8	16	294	10.9
2005-06	24-19	608	25.3	79-166	.476	0-0	.000	75-119	.630	111	4.6	63-4	39	43	10	32	233	9.7
Totals	105-62	2072	19.7	258-557	.463	0-1	.000	251-411	.611	439	4.2	235-11	134	217	25	75	767	7.3

Doug Fee																		
Guard ▶ 6-6 ▶ 200 ▶ Bradford, Pa. (Bradford)																		
YEAR	GP-GS	MIN	AVG	FG-A	PCT	3P-A	PCT	FT-A	PCT	REB	AVG	PF-D	A	TO BLK	ST	PTS	AVG	
1987-88	23-0	---	---	13-29	.448	3-9	.333	6-9	.667	21	0.9	14-0	5	7	0	3	35	1.5
1989-90	26-4	389	15.0	46-108	.426	31-72	.431	20-28	.714	56	2.2	52-2	23	27	5	9	143	5.5
Totals	49-4	---	---	59-137	.431	34-81	.420	28-37	.703	77	1.6	66-2	28	34	5	12	178	3.6

Bobby Fenske																		
Forward ▶ 6-8 ▶ 196 ▶ Dallas, Texas (Trinity Christian)																		
YEAR	GP-GS	MIN	AVG	FG-A	PCT	3P-A	PCT	FT-A	PCT	REB	AVG	PF-D	A	TO BLK	ST	PTS	AVG	
2006-07	26-10	220	8.5	15-44	.341	10-25	.400	0-0	.000	28	1.1	27-0	6	10	2	2	40	1.5

Neal Fenton																		
Guard ▶ 6-0 ▶ 160 ▶ Latrobe, Pa. (Greater Latrobe)																		
YEAR	GP-GS	MIN	AVG	FG-A	PCT	3P-A	PCT	FT-A	PCT	REB	AVG	PF-D	A	TO BLK	ST	PTS	AVG	
1985-86	28-0	---	---	10-37	.270	---	---	6-9	.667	25	0.9	11-0	35	16	0	14	26	0.9
1986-87	30-1	---	---	29-64	.453	16-37	.432	26-33	.788	24	0.8	19-0	39	24	0	6	100	3.3
Totals	58-1	---	---	39-101	.386	16-37	.432	32-42	.762	49	0.8	30-0	74	40	0	20	126	2.2

Jason Fernandez																		
Guard ▶ 6-0 ▶ 189 ▶ Baton Rouge, La. (Bishop Sullivan)																		
YEAR	GP-GS	MIN	AVG	FG-A	PCT	3P-A	PCT	FT-A	PCT	REB	AVG	PF-D	A	TO BLK	ST	PTS	AVG	
2000-01	7-0	21	3.0	0-1	.000	0-0	.000	4-6	.667	1	0.1	5-0	0	4	0	4	0.6	
2001-02	16-0	86	5.4	1-11	.091	0-9	.000	6-8	.750	3	0.2	8-0	6	7	0	2	8	0.5
2002-03	23-4	245	10.7	21-60	.350	15-46	.326	8-12	.667	10	0.4	20-0	13	18	2	7	65	2.8
2003-04	23-5	294	12.8	12-60	.200	10-36	.278	4-6	.667	22	1.0	22-0	22	20	1	18	38	1.7
Totals	69-9	646	9.4	34-132	.258	25-92	.272	22-32	.688	36	0.5	55-0	41	49	3	27	115	1.7

Kenneth Findley																	
Forward ▶ 6-4 ▶ 194 ▶ Hempstead, N.Y. (Uniondale)																	
YEAR	GP-GS	MIN	AVG	FG-A	PCT	3P-A	PCT	FT-A	PCT	REB	AVG	PF-D	A	TO BLK	ST	PTS	AVG
1964-65	4-	14	3.5	2-8	.250	---	---	3-4	.750	5	1.7	2-0	---	---	---	7	1.8

Melvyn Fisher																	
Guard ▶ 6-0 ▶ 193 ▶ Cincinnati, Ohio (Walnut Hills)																	
YEAR	GP-GS	MIN	AVG	FG-A	PCT	3P-A	PCT	FT-A	PCT	REB	AVG	PF-D	A	TO BLK	ST	PTS	AVG
1953-54	2-	11	5.5	1-1	1.000	---	---	0-0	.000	1	0.5	4-0	---	---	---	2	1.0

Paul Fitzgerald																	
Forward ▶ 6-4 ▶ 180 ▶ Reidsville, N.C. (Reidsville)																	
YEAR	GP-GS	MIN	AVG	FG-A	PCT	3P-A	PCT	FT-A	PCT	REB	AVG	PF-D	A	TO BLK	ST	PTS	AVG
1970-71	2	---	---	1-2	.500	---	---	0-0	.000	0	0.0	0-0	---	---	---	2	1.0

Cecil Fletcher																		
Guard ▶ 6-0 ▶ 180 ▶ Inglewood, Calif. (Redondo Beach)																		
YEAR	GP-GS	MIN	AVG	FG-A	PCT	3P-A	PCT	FT-A	PCT	REB	AVG	PF-D	A	TO BLK	ST	PTS	AVG	
1996-97	6-0	19	3.2	2-7	.286	1-4	.250	4-6	.667	3	0.5	8-0	0	8	0	2	9	1.5

Sean Floyd																		
Forward ▶ 6-0 ▶ 140 ▶																		
YEAR	GP-GS	MIN	AVG	FG-A	PCT	3P-A	PCT	FT-A	PCT	REB	AVG	PF-D	A	TO BLK	ST	PTS	AVG	
1996-97	1-0	14	14.0	0-1	.000	0-0	.000	2-2	1.000	0	0.0	0-0	3	2	2	3	2	2.0

A. Fortino																	
Forward ▶ 6-3 ▶ 190 ▶ Potomac, Md. (St. John's College)																	
YEAR	GP-GS	MIN	AVG	FG-A	PCT	3P-A	PCT	FT-A	PCT	REB	AVG	PF-D	A	TO BLK	ST	PTS	AVG
1968-69	2-0	4	2.0	0-0	.000	---	---	0-0	.000	2	1.0	0-0	---	---	---	0	0.0

Bill Freitag																	
Forward ▶ 6-3 ▶ 190 ▶ Potomac, Md. (St. John's College)																	
YEAR	GP-GS	MIN	AVG	FG-A	PCT	3P-A	PCT	FT-A	PCT	REB	AVG	PF-D	A	TO BLK	ST	PTS	AVG
1979-80	16-	---	---	6-23	.261	---	---	10-18	.556	12	0.8	6-0	3	---	---	22	1.4
1980-81	16-	---	---	30-56	.536	---	---	11-14	.786	25	1.6	24-0	11	---	---	71	4.4
1981-82	23-4	---	---	16-51	.314	---	---	22-34	.647	26	1.1	34-0	10	---	---	54	2.3
Totals	55-4	---	---	52-130	.400	---	---	43-66	.652	63	1.1	64-0	24	---	---	147	2.7

Romeo Garcia																		
Guard ▶ 6-4 ▶ 202 ▶ Cypress, Texas (Cypress Creek)																		
YEAR	GP-GS	MIN	AVG	FG-A	PCT	3P-A	PCT	FT-A	PCT	REB	AVG	PF-D	A	TO BLK	ST	PTS	AVG	
2007-08	28-26	611	21.8	42-102	.412	11-36	.306	29-40	.725	109	3.9	62-3	34	26	17	25	124	4.4

John Geraghty																	
Forward ▶ 6-4 ▶ 208 ▶ Virginia Beach, Va. (Kellam)																	
YEAR	GP-GS	MIN	AVG	FG-A	PCT	3P-A	PCT	FT-A	PCT	REB	AVG	PF-D	A	TO BLK	ST	PTS	AVG
1962-63	1-	3	3.0	0-0	.000	---	---	0-0	.000	0	0.0	1-0	---	---	---	0	0.0

John Geshay																	
Center ▶ 6-7 ▶ 225 ▶ Racine, Wis. (J.I. Case)																	
YEAR	GP-GS	MIN	AVG	FG-A	PCT	3P-A	PCT	FT-A	PCT	REB	AVG	PF-D	A	TO BLK	ST	PTS	AVG
1977-78	25-	---	---	18-36	.500	---	---	16-25	.640	58	2.3	45-0	12	---	---	52	2.1
1978-79	25-	---	---	36-103	.350	---	---	21-37	.568	133	5.3	76-6	25	---	---	93	3.7
1979-80	27-	---	---	110-215	.512	---	---	102-145	.703	190	7.0	85-6	27	---	---	322	11.9
1980-81	3-	---	---	10-21	.476	---	---	10-13	.770	14	4.7	10-2	3	---	---	30	10.0
Totals	80-	---	---	174-375	.464	---	---	149-220	.677	395	4.9	216-14	67	---	---	497	6.2

James Gosma														
Guard ▶ 6-2 ▶ 170 ▶ Davenport, Ia. (West)														
YEAR</														

ALL-TIME CAREER STATS

Mark Haley Guard ▶ 6-0 ▶ 185 ▶ Westfield, N.J. (Lawrenceville)

YEAR	GP-GS	MIN	AVG	FG-A	PCT	3P-A	PCT	FT-A	PCT	REB	AVG	PF-D	A	TO	BLK	ST	PTS	AVG
1965-66	8-	21	2.6	1-5	.200	--	--	0-2	.000	1	0.1	2-0	--	--	--	--	2	0.3

T.J. Hall Guard ▶ 6-3 ▶ 185 ▶ Port Jefferson, N.Y. (St. Anthony's)

YEAR	GP-GS	MIN	AVG	FG-A	PCT	3P-A	PCT	FT-A	PCT	REB	AVG	PF-D	A	TO	BLK	ST	PTS	AVG
1992-93	2-0	24	12.0	1-6	.167	0-2	.000	0-0	.000	1	0.5	6-0	0	7	1	4	2	1.0
1993-94	30-8	659	23.5	123-272	.452	35-93	.376	103-139	.741	90	3.2	72-3	65	74	6	51	384	13.7
1994-95	28-19	499	17.2	84-235	.357	33-108	.306	50-71	.704	66	2.3	54-2	28	31	2	35	251	8.7
Totals	60-40	1182	20.0	208-613	.405	68-203	.335	163-210	.729	157	2.7	132-5	93	112	9	90	637	10.8

Jimmy Hamilton Guard ▶ 6-4 ▶ 198 ▶ Erie, Pa. (Cathedral Prep)

YEAR	GP-GS	MIN	AVG	FG-A	PCT	3P-A	PCT	FT-A	PCT	REB	AVG	PF-D	A	TO	BLK	ST	PTS	AVG
1992-93	13-2	198	15.2	27-61	.443	15-38	.395	17-25	.680	27	2.1	18-0	14	14	1	5	86	6.6
1993-94	30-8	658	21.9	117-266	.440	76-184	.413	26-41	.634	101	3.4	38-0	36	42	9	19	336	11.2
1994-95	21-0	222	10.6	37-91	.407	31-75	.413	5-12	.417	29	1.4	10-0	15	14	2	4	110	5.2
1995-96	19-1	200	10.5	22-79	.278	16-62	.258	3-12	.250	32	1.7	10-0	12	10	0	5	63	3.3
Totals	63-11	1278	15.4	203-497	.408	138-359	.384	51-90	.567	189	2.3	78-0	77	80	12	33	595	7.2

Mickey Hampton Guard ▶ 6-2 ▶ 188 ▶ Long Branch, N.J. (Long Branch)

YEAR	GP-GS	MIN	AVG	FG-A	PCT	3P-A	PCT	FT-A	PCT	REB	AVG	PF-D	A	TO	BLK	ST	PTS	AVG
1972-73	25-	--	--	119-237	.502	--	--	37-55	.673	131	5.2	82-1	120	--	--	--	275	11.0
1973-74	22-	--	--	80-169	.473	--	--	44-57	.771	75	3.4	67-1	153	--	--	--	204	9.3
1974-75	24-	--	--	122-233	.523	--	--	58-74	.783	132	5.5	74-1	148	--	--	--	302	12.6
Totals	71-	--	--	321-639	.502	--	--	139-186	.747	338	4.8	223-3	421	--	--	--	781	11.0

Chris Harris Guard ▶ 6-2 ▶ 175 ▶ Mechanicsville, Va. (Benedictine / Fork Union)

YEAR	GP-GS	MIN	AVG	FG-A	PCT	3P-A	PCT	FT-A	PCT	REB	AVG	PF-D	A	TO	BLK	ST	PTS	AVG
2006-07	30-2	387	12.9	34-104	.327	24-75	.320	14-18	.778	42	1.4	31-0	35	27	1	14	106	3.5
2007-08	30-30	969	32.3	139-326	.426	91-218	.417	65-81	.802	78	2.6	88-3	110	88	0	58	434	14.5
Totals	60-32	1356	22.6	173-430	.402	115-293	.392	79-99	.798	120	2.0	119-3	145	115	1	72	540	9.0

Erik Harris Guard ▶ 6-1 ▶ 175 ▶ Fort Washington, Md. (St. John's College)

YEAR	GP-GS	MIN	AVG	FG-A	PCT	3P-A	PCT	FT-A	PCT	REB	AVG	PF-D	A	TO	BLK	ST	PTS	AVG
1987-88	27-3	--	--	35-94	.372	19-50	.380	27-35	.771	35	1.3	35-0	59	47	0	8	116	4.3
1988-89	28-17	694	24.8	68-155	.439	22-61	.361	37-55	.673	39	1.4	40-1	93	58	0	19	195	7.0
1989-90	27-27	936	34.7	116-244	.475	26-62	.419	90-130	.692	54	2.0	66-0	140	63	1	28	348	12.9
1990-91	29-29	967	33.3	187-419	.446	56-140	.400	150-182	.824	95	3.3	82-1	180	83	1	68	580	20.0
Totals	111-76	--	--	406-912	.445	123-313	.393	304-402	.758	223	2.0	223-2	472	251	2	123	1239	11.2

Kevin Havens Forward ▶ 6-4 ▶ 215 ▶ Corning, N.Y. (Corning East)

YEAR	GP-GS	MIN	AVG	FG-A	PCT	3P-A	PCT	FT-A	PCT	REB	AVG	PF-D	A	TO	BLK	ST	PTS	AVG
1990-91	9-2	95	10.6	4-17	.235	1-3	.333	10-11	.909	15	1.7	16-0	4	3	0	5	19	2.1
1991-92	22-0	116	5.3	13-28	.464	2-7	.286	12-18	.667	33	1.5	13-0	5	7	2	8	40	1.8
Totals	31-2	211	6.8	17-45	.379	3-10	.300	22-29	.769	48	1.5	29-0	9	10	2	13	59	1.9

Michael Heary Guard ▶ 6-5 ▶ 215 ▶ Fredonia, N.Y. (Fredonia)

YEAR	GP-GS	MIN	AVG	FG-A	PCT	3P-A	PCT	FT-A	PCT	REB	AVG	PF-D	A	TO	BLK	ST	PTS	AVG
1994-95	28-2	586	20.9	113-268	.422	51-139	.367	105-120	.875	74	2.6	54-1	51	58	1	12	382	13.6
1995-96	27-13	578	21.4	99-276	.359	48-136	.353	52-75	.693	67	2.5	41-0	40	50	1	19	298	11.0
1996-97	28-28	787	28.1	152-364	.418	62-163	.380	135-159	.849	89	3.2	54-0	68	67	2	24	501	17.9
1997-98	30-30	908	30.3	122-259	.440	40-144	.278	125-145	.862	114	3.8	50-1	91	68	0	28	409	13.6
Totals	113-73	2858	25.3	486-1167	.416	201-582	.345	417-499	.836	344	3.0	189-2	250	243	4	83	1590	14.1

Josh Height Forward ▶ 6-9 ▶ 220 ▶ Richmond, Va. (Monochan)

YEAR	GP-GS	MIN	AVG	FG-A	PCT	3P-A	PCT	FT-A	PCT	REB	AVG	PF-D	A	TO	BLK	ST	PTS	AVG
1995-96	23-18	366	15.9	52-116	.448	0-0	.000	20-37	.541	96	4.2	32-1	8	21	17	8	124	5.4
1996-97	16-0	80	5.0	12-37	.324	0-1	.000	6-9	.667	11	0.7	6-0	3	9	3	0	30	1.9
1997-98	14-3	106	7.6	18-36	.500	0-0	.000	6-16	.375	24	1.7	14-0	5	3	1	2	42	3.0
Totals	53-21	552	10.4	82-189	.434	0-1	.000	32-62	.516	131	2.5	52-1	16	33	21	10	196	3.7

Bill Herberger Forward ▶ 6-3 ▶ 197 ▶ Alexandria, Va. (Bishop Ireton)

YEAR	GP-GS	MIN	AVG	FG-A	PCT	3P-A	PCT	FT-A	PCT	REB	AVG	PF-D	A	TO	BLK	ST	PTS	AVG
1974-75	10-	--	--	9-15	.600	--	--	8-13	.615	7	0.7	4-0	0	--	--	--	26	2.6

Terrell Hickman Guard ▶ 6-2 ▶ 188 ▶ Inglewood, Calif. (St. Bernard)

YEAR	GP-GS	MIN	AVG	FG-A	PCT	3P-A	PCT	FT-A	PCT	REB	AVG	PF-D	A	TO	BLK	ST	PTS	AVG
1994-95	3-0	12	4.0	2-5	.400	0-2	.000	1-4	.250	2	0.7	0-0	0	0	0	1	5	1.7
1995-96	6-0	64	10.7	7-18	.389	3-7	.429	0-0	.000	7	1.2	10-0	6	5	0	3	17	2.8
1996-97	29-1	472	16.3	76-191	.398	21-70	.300	24-43	.558	64	2.2	60-3	27	33	1	12	197	6.8
1997-98	30-7	396	13.2	36-111	.324	9-33	.273	24-28	.857	41	1.4	34-0	27	26	1	14	105	3.5
Totals	68-8	944	13.9	121-325	.372	33-112	.295	49-75	.663	114	1.7	104-3	60	64	2	30	324	4.8

John Higgins, Jr. Center ▶ 6-5 ▶ 180 ▶ Ho Ho Kus, N.J. (Ridgewood)

YEAR	GP-GS	MIN	AVG	FG-A	PCT	3P-A	PCT	FT-A	PCT	REB	AVG	PF-D	A	TO	BLK	ST	PTS	AVG
1955-56	9-	--	--	3-14	.214	--	--	2-5	.400	13	1.4	8-	--	--	--	--	8	0.9
1956-57	22-	--	--	23-76	.303	--	--	15-25	.600	63	2.9	25-	--	--	--	--	58	2.6
1991-92	11-	--	--	5-21	.238	--	--	5-6	.833	21	1.9	17-	--	--	--	--	15	1.4
Totals	42-	--	--	31-111	.279	--	--	22-36	.611	97	2.3	50-	--	--	--	--	81	1.9

Mike Higgins Forward ▶ 6-7 ▶ 220 ▶ South Jordan, Utah (Bingham)

YEAR	GP-GS	MIN	AVG	FG-A	PCT	3P-A	PCT	FT-A	PCT	REB	AVG	PF-D	A	TO	BLK	ST	PTS	AVG
2000-01	20-0	125	6.3	12-31	.387	0-2	.000	13-16	.813	19	1.0	16-1	3	7	5	4	37	1.9
2003-04	26-2	281	10.8	41-91	.506	8-21	.381	30-41	.732	55	2.1	38-0	5	30	6	8	120	4.6
2004-05	14-0	80	5.7	11-26	.423	3-11	.273	9-12	.750	16	1.1	5-0	5	2	1	34	2.4	

ALL-TIME CAREER STATS

Richard Johnson Guard ▶ 6-1 ▶ 163 ▶ Austin, Texas (Austin)

YEAR	GP-GS	MIN	AVG	FG-A	PCT	3P-A	PCT	FT-A	PCT	REB	AVG	PF-D	A	TO	BLK	ST	PTS	AVG
1956-57	22-	---	---	57-122	.467	---	---	46-68	.676	68	3.1	46-	---	---	---	---	160	7.3
1957-58	20-	---	---	55-133	.414	---	---	26-33	.778	56	2.8	52-	---	---	---	---	136	6.8
1958-59	23-	693	30.1	86-189	.455	---	---	80-98	.817	57	2.5	51-	---	---	---	---	252	10.5
Totals	65-	---	---	198-444	.446	---	---	152-199	.764	181	2.8	149-	---	---	---	---	548	8.4

Rob Johnstone

YEAR	GP-GS	MIN	AVG	FG-A	PCT	3P-A	PCT	FT-A	PCT	REB	AVG	PF-D	A	TO	BLK	ST	PTS	AVG
1985-86	6-0	---	---	0-1	.000	---	---	0-0	.000	5	0.8	2-0	1	1	1	0	0	0.0

Bobby Jones Guard ▶ 6-2 ▶ 160 ▶ Temple Hills, Md. (St. John's College)

YEAR	GP-GS	MIN	AVG	FG-A	PCT	3P-A	PCT	FT-A	PCT	REB	AVG	PF-D	A	TO	BLK	ST	PTS	AVG
1985-86	19-0	---	---	8-28	.286	---	---	5-13	.385	2	0.1	6-0	14	5	0	5	21	1.1
1986-87	26-0	---	---	24-48	.500	3-7	.429	5-7	.714	16	0.6	11-0	17	18	0	8	56	2.2
1987-88	27-1	---	---	17-70	.243	7-23	.304	9-14	.643	22	0.8	14-0	23	14	0	9	50	1.9
1988-89	28-15	752	26.9	94-230	.409	50-127	.394	32-49	.653	86	3.1	54-2	80	54	2	32	270	9.6
Totals	100-16	---	---	143-376	.380	---	---	51-83	.614	126	1.3	85-2	134	91	2	54	397	4.0

Mike Jones Forward ▶ 6-3 ▶ 185 ▶ Pittsburgh, Pa. (High Point [Md.])

YEAR	GP-GS	MIN	AVG	FG-A	PCT	3P-A	PCT	FT-A	PCT	REB	AVG	PF-D	A	TO	BLK	ST	PTS	AVG
1980-81	20-	---	---	15-45	.333	---	---	11-21	.524	13	0.7	17-0	6	---	5	---	41	2.1
1981-82	21-14	---	---	31-76	.408	---	---	23-40	.575	41	2.0	27-0	14	---	5	---	85	4.0
1982-83	20-6	---	---	13-25	.520	0-0	.000	4-14	.286	28	1.4	25-1	11	---	3	7	30	1.5
1983-84	32-32	---	---	91-162	.562	---	---	53-85	.624	129	4.0	98-4	71	19	31	235	7.3	
Totals	93-	---	---	150-306	.487	0-0	.000	91-160	.569	211	2.3	167-5	102	---	32	38	391	4.2

Sylvester Joseph Forward ▶ 6-3 ▶ 220 ▶ DeRidder, La. (DeRidder)

YEAR	GP-GS	MIN	AVG	FG-A	PCT	3P-A	PCT	FT-A	PCT	REB	AVG	PF-D	A	TO	BLK	ST	PTS	AVG
1993-94	7-0	30	4.3	2-7	.286	1-4	.250	3-11	.273	6	0.9	4-0	1	3	0	0	8	1.1

Dave Juarin Guard ▶ 6-2 ▶ 175 ▶ Pittsburgh, Pa. (St. George)

YEAR	GP-GS	MIN	AVG	FG-A	PCT	3P-A	PCT	FT-A	PCT	REB	AVG	PF-D	A	TO	BLK	ST	PTS	AVG
1967-68	3-	---	---	1-2	.500	---	---	0-2	.000	0	0.0	2-0	---	---	---	---	2	0.7

Dave Kanning Center ▶ 6-5 ▶ 200 ▶ Fairmont, Minn. (Fairmont)

YEAR	GP-GS	MIN	AVG	FG-A	PCT	3P-A	PCT	FT-A	PCT	REB	AVG	PF-D	A	TO	BLK	ST	PTS	AVG
1961-62	13-	---	---	15-40	.375	---	---	20-30	.667	45	3.5	19-	---	---	---	---	50	3.9
1962-63	8-	---	---	6-31	.194	---	---	10-13	.769	39	4.9	24-	---	---	---	---	22	2.7
Totals	21-	---	---	21-71	.296	---	---	30-43	.696	84	4.0	43-	---	---	---	---	72	3.4

Steven Kaplan Guard ▶ 5-8 ▶ 145 ▶ Middletown, N.J. (Newark Academy)

YEAR	GP-GS	MIN	AVG	FG-A	PCT	3P-A	PCT	FT-A	PCT	REB	AVG	PF-D	A	TO	BLK	ST	PTS	AVG
1969-70	4-	41	10.3	3-8	.375	---	---	0-1	.000	5	1.3	3-0	---	---	---	---	6	1.5
1967-68	5-	---	---	0-6	.000	---	---	4-5	.800	5	1.0	8-0	---	---	---	---	4	0.8
Totals	9-	---	---	3-14	.214	---	---	4-6	.667	10	1.1	11-0	---	---	---	---	10	1.1

William Karpinski Center ▶ 6-4 ▶ 202 ▶ Lorain, Ohio (Lorain)

YEAR	GP-GS	MIN	AVG	FG-A	PCT	3P-A	PCT	FT-A	PCT	REB	AVG	PF-D	A	TO	BLK	ST	PTS	AVG
1960-61	2-	3	1.5	1-1	1.000	---	---	2-2	1.000	1	0.5	2-0	---	---	---	---	4	2.0

Joe Kavanagh Forward ▶ 6-3 ▶ 200 ▶ Bronx, N.Y. (Brooklyn Tech / Bullis Prep)

YEAR	GP-GS	MIN	AVG	FG-A	PCT	3P-A	PCT	FT-A	PCT	REB	AVG	PF-D	A	TO	BLK	ST	PTS	AVG
1959-60	4-	---	---	0-0	.000	---	---	0-0	.000	1	0.3	0-0	---	---	---	---	0	0.0
1960-61	2-	5	2.5	0-2	.000	---	---	0-0	.000	2	1.0	1-0	---	---	---	---	0	0.0
Totals	6-	---	---	0-2	.000	---	---	0-0	.000	3	0.5	1-0	---	---	---	---	0	0.0

Bob Kenney Center ▶ 6-7 ▶ 190 ▶ Frostburg, Md. (Bishop Walsh)

YEAR	GP-GS	MIN	AVG	FG-A	PCT	3P-A	PCT	FT-A	PCT	REB	AVG	PF-D	A	TO	BLK	ST	PTS	AVG
1969-70	23-	---	---	67-144	.465	---	---	46-66	.697	127	5.5	66-4	---	---	---	---	180	7.8
1970-71	24-	---	---	80-196	.408	---	---	66-85	.776	157	6.5	65-2	---	---	---	---	226	9.4
1971-72	22-	---	---	70-172	.406	---	---	40-56	.714	131	6.0	52-1	---	---	---	---	180	8.1
Totals	69-	---	---	217-512	.424	---	---	152-207	.734	415	6.0	189-7	---	---	---	---	586	8.5

Hank Kettelhardt Forward ▶ 6-3 ▶ 175 ▶ Brooklyn, N.Y. (Bullis Prep)

YEAR	GP-GS	MIN	AVG	FG-A	PCT	3P-A	PCT	FT-A	PCT	REB	AVG	PF-D	A	TO	BLK	ST	PTS	AVG
1961-62	1-	2	2.0	0-0	.000	---	---	0-0	.000	0	0.0	0-0	---	---	---	---	0	0.0
1962-63	17-	---	---	37-99	.374	---	---	16-28	.571	35	2.1	34-	---	---	---	---	90	5.2
Totals	18-	---	---	37-99	.374	---	---	16-28	.571	35	1.9	34-	---	---	---	---	90	5.0

Hugh Kilmartin Forward ▶ 6-3 ▶ 180 ▶ West Concord, Mass. (Concord-Carlisle)

YEAR	GP-GS	MIN	AVG	FG-A	PCT	3P-A	PCT	FT-A	PCT	REB	AVG	PF-D	A	TO	BLK	ST	PTS	AVG
1965-66	18-	---	---	61-130	.469	---	---	31-39	.795	51	2.8	22-	---	---	---	---	153	8.5
1966-67	18-	---	---	55-142	.387	---	---	61-80	.763	93	5.2	32-	---	---	---	---	171	9.5
1967-68	20-	---	---	108-247	.437	---	---	56-82	.683	146	7.3	36-1	---	---	---	---	272	13.6
Totals	56-	---	---	224-519	.432	---	---	148-201	.736	290	5.2	90-	---	---	---	---	596	10.6

Joe Kimbrew

YEAR	GP-GS	MIN	AVG	FG-A	PCT	3P-A	PCT	FT-A	PCT	REB	AVG	PF-D	A	TO	BLK	ST	PTS	AVG
1980-81	1-	---	---	0-1	.000	---	---	0-0	.000	1	1.0	0-0	---	---	---	---	0	0.0

Kaleo Kina Guard ▶ 6-4 ▶ 210 ▶ Phoenix, Ariz. (Trevor Browne)

YEAR	GP-GS	MIN	AVG	FG-A	PCT	3P-A	PCT	FT-A	PCT	REB	AVG	PF-D	A	TO	BLK	ST	PTS	AVG
2005-06	28-24	717	25.6	89-237	.376	42-108	.389	72-88	.818	82	2.9	81-4	93	117	3	36	292	10.4
2006-07	30-27	771	25.7	98-224	.438	27-80	.338	52-72	.722	100	3.3	78-3	81	103	3	52	275	9.2
2007-08	30-24	923	30.8	149-387	.385	44-134	.328	78-100	.780	122	4.1	83-3	105	112	3	54	420	14.0
Totals	88-75	2411	27.4	336-848	.396	113-322	.351	202-260	.777	304	3.5	242-10	279	332	9	142	987	11.2

Carleton King Center ▶ 6-4 ▶ 190 ▶ Saratoga Springs, N.Y. (Saratoga Springs / Bullis Prep)

YEAR	GP-GS	MIN	AVG	FG-A	PCT	3P-A	PCT	FT-A	PCT	REB	AVG	PF-D	A	TO	BLK	ST	PTS	AVG
1954-55	3-	5	1.7	0-0	.000	---	---	3-6	.500	7	2.3	2-0	---	---	---	---	3	1.0

Brian Kirk Forward ▶ 6-5 ▶ 200 ▶ Short Hills, N.J. (Millburn)

YEAR	GP-GS	MIN	AVG	FG-A	PCT	3P-A	PCT	FT-A	PCT	REB	AVG	PF-D	A	TO	BLK	ST	PTS	AVG
1975-76	19-	---	---	18-56	.321	---	---	7-11	.636	25	1.3	18-0	8	---	---	---	43	2.3
1976-77	20-	---	---	34-103	.330	---	---	11-21	.524	57	2.9	30-0</						

ALL-TIME CAREER STATS

11 NCAA TOURNAMENTS ▶ 8 PATRIOT LEAGUE CHAMPIONSHIPS ▶ 13 ALL-AMERICA SELECTIONS ▶ 17 ALL-PATRIOT LEAGUE HONORS ▶ 16 ALL-ROOKIE TEAM SELECTIONS

Hank Kuzma Center ▶ 6-7 ▶ 205 ▶ Hershey, Pa. (Hershey)

YEAR	GP-GS	MIN	AVG	FG-A	PCT	3P-A	PCT	FT-A	PCT	REB	AVG	PF-D	A	TO	BLK	ST	PTS	AVG
1974-75	24	---	---	109-205	.532	---	---	41-63	.650	174	7.3	71-6	37	---	---	---	259	10.8
1975-76	24	---	---	147-284	.518	---	---	47-72	.653	189	7.9	86-5	61	---	---	---	341	14.2
1976-77	24	---	---	141-254	.555	---	---	63-80	.788	182	7.6	75-2	71	---	---	---	345	14.4
1977-78	25	---	---	176-310	.568	---	---	91-116	.784	204	8.2	73-7	60	---	---	---	443	17.7
Totals	97-	---	---	573-1053	.544	---	---	242-331	.781	749	7.7	305-20	229	---	---	---	1388	14.3

Jim Kuzma Guard ▶ 6-3 ▶ 190 ▶ Steubenville, Ohio (Steubenville Catholic)

YEAR	GP-GS	MIN	AVG	FG-A	PCT	3P-A	PCT	FT-A	PCT	REB	AVG	PF-D	A	TO	BLK	ST	PTS	AVG	
1979-80	3	---	---	1-1	1.000	---	---	1-3	.333	0	0.0	2-0	1	---	---	---	3	1.0	
1980-81	24	---	---	46-109	.422	---	---	21-39	.538	56	2.3	45-0	34	---	---	---	113	4.7	
1981-82	23-1	---	---	58-123	.472	---	---	19-36	.528	34	1.4	33-0	31	---	---	---	135	5.9	
1982-83	25-11	---	---	50-105	.476	0-0	.000	31-46	.674	66	2.6	42-0	50	---	---	1	23	131	5.2
Totals	75-12	---	---	158-338	.469	0-0	.000	72-124	.581	156	2.1	122-0	116	---	---	2	23	382	5.1

Ted Lambert Guard ▶ 6-4 ▶ 180 ▶ Salisbury, Md. (Wicomico)

YEAR	GP-GS	MIN	AVG	FG-A	PCT	3P-A	PCT	FT-A	PCT	REB	AVG	PF-D	A	TO	BLK	ST	PTS	AVG
1990-91	9-0	25	2.8	2-12	.167	2-8	.250	2-2	1.000	5	0.6	1-0	0	5	0	0	8	0.9

Walt Land Center ▶ 6-6 ▶ 210 ▶ El Reno, Okla. (El Reno)

YEAR	GP-GS	MIN	AVG	FG-A	PCT	3P-A	PCT	FT-A	PCT	REB	AVG	PF-D	A	TO	BLK	ST	PTS	AVG
1957-58	11	---	---	5-14	.357	---	---	2-4	.500	12	1.1	19	---	---	---	---	12	1.1
1958-59	17	138	8.1	17-46	.370	---	---	10-16	.625	51	3.0	18	---	---	---	---	44	2.6
1959-60	14	---	---	4-18	.222	---	---	3-12	.250	25	1.8	18	---	---	---	---	11	0.8
Totals	42-	---	---	26-76	.333	---	---	15-32	.469	88	2.1	55-	---	---	---	---	67	1.6

Adam Lane Guard ▶ 6-4 ▶ 220 ▶ Allentown, Pa. (Parkland)

YEAR	GP-GS	MIN	AVG	FG-A	PCT	3P-A	PCT	FT-A	PCT	REB	AVG	PF-D	A	TO	BLK	ST	PTS	AVG
2002-03	8-0	74	9.3	4-15	.267	0-6	.000	2-3	.667	18	2.3	6-0	2	8	0	5	10	13.0
2003-04	1-0	5	5.0	0-0	.000	0-0	.000	0-0	.000	0	0.0	0-0	1	0	0	1	0	0.0
Totals	9-0	79	8.8	4-15	.267	0-6	.000	2-3	.667	18	2.0	6-0	3	8	0	6	10	1.1

Don Lange Center ▶ 6-4 ▶ 185 ▶ Chicago, Ill. (Lindblom)

YEAR	GP-GS	MIN	AVG	FG-A	PCT	3P-A	PCT	FT-A	PCT	REB	AVG	PF-D	A	TO	BLK	ST	PTS	AVG
1951-52	22-	614	27.9	137-331	.414	---	---	61-85	.731	111	5.0	63	17	---	---	---	335	15.2
1952-53	21-	669	31.9	175-401	.437	---	---	117-157	.745	374	17.8	62	---	---	---	---	467	22.2
1953-54	23-	722	31.4	212-457	.465	---	---	118-166	.711	300	13.0	71	---	---	---	---	542	23.6
Totals	66-	2005	30.4	524-1189	.441	---	---	286-408	.725	785	11.9	196-	17	---	---	---	1344	20.4

Leo Latonick Guard ▶ 6-0 ▶ 157 ▶ Cinnaminson, N.J. (Holy Cross)

YEAR	GP-GS	MIN	AVG	FG-A	PCT	3P-A	PCT	FT-A	PCT	REB	AVG	PF-D	A	TO	BLK	ST	PTS	AVG
1973-74	1-	---	---	0-1	.000	---	---	0-0	.000	0	0.0	0-0	0	---	---	---	0	0.0
1974-75	19-	---	---	12-37	.324	---	---	19-25	.760	23	1.2	10	14	---	---	---	43	2.7
1975-76	23-	---	---	44-101	.436	---	---	25-35	.714	49	2.1	45-1	54	---	---	---	113	4.9
1976-77	24-	---	---	57-131	.435	---	---	14-18	.778	41	1.7	36-0	62	---	---	---	128	5.3
Totals	67-	---	---	113-270	.419	---	---	58-78	.744	113	1.7	91-1	130	---	---	---	284	4.2

Doug Law Guard ▶ 6-3 ▶ 194 ▶ St. Petersburg, Fla. (Northeast / New Mexico Military)

YEAR	GP-GS	MIN	AVG	FG-A	PCT	3P-A	PCT	FT-A	PCT	REB	AVG	PF-D	A	TO	BLK	ST	PTS	AVG
1963-64	12-	---	---	14-23	.609	---	---	5-23	.217	33	2.8	18	---	---	---	---	33	2.7
1964-65	1-	2	2.0	0-1	.000	---	---	0-0	.000	0	0.0	1-0	---	---	---	---	0	0.0
Totals	13-	---	---	14-24	.583	---	---	5-23	.217	33	2.5	19-	---	---	---	---	33	2.5

Willie Lawton Guard ▶ 5-9 ▶ 155 ▶ Orlando, Fla. (Oak Ridge)

YEAR	GP-GS	MIN	AVG	FG-A	PCT	3P-A	PCT	FT-A	PCT	REB	AVG	PF-D	A	TO	BLK	ST	PTS	AVG
191-82	10-2	---	---	27-50	.540	---	---	6-8	.750	5	0.5	7-0	7	---	---	---	60	6.0

Tony Lazzaretti

YEAR	GP-GS	MIN	AVG	FG-A	PCT	3P-A	PCT	FT-A	PCT	REB	AVG	PF-D	A	TO	BLK	ST	PTS	AVG
1959-60	5-	---	---	2-2	1.000	---	---	0-3	.000	6	1.2	5-	---	---	---	---	4	0.8

Joe Leonard

YEAR	GP-GS	MIN	AVG	FG-A	PCT	3P-A	PCT	FT-A	PCT	REB	AVG	PF-D	A	TO	BLK	ST	PTS	AVG
1982-83	1-0	---	---	0-0	.000	0-0	.000	0-0	.000	0	0.0	1-0	0	---	---	---	0	0.0

Tony Lesperance Forward ▶ 6-6 ▶ 205 ▶ Stephenson, Mich. (Stephenson)

YEAR	GP-GS	MIN	AVG	FG-A	PCT	3P-A	PCT	FT-A	PCT	REB	AVG	PF-D	A	TO	BLK	ST	PTS	AVG
1988-89	4-0	4	1.0	1-1	1.000	0-0	.000	0-0	.000	2	0.5	0-0	0	0	0	0	2	0.5

Jehiel Lewis Guard ▶ 6-3 ▶ 185 ▶ Houston, Texas (Eisenhower)

YEAR	GP-GS	MIN	AVG	FG-A	PCT	3P-A	PCT	FT-A	PCT	REB	AVG	PF-D	A	TO	BLK	ST	PTS	AVG
1998-99	15-0	---	---	24-56	.429	7-18	.389	17-25	.680	28	1.9	19-0	8	14	1	2	72	4.8
1999-00	19-1	240	12.6	30-79	.380	7-23	.304	25-39	.641	32	1.7	27-0	18	24	4	21	92	4.8
2000-01	26-1	496	19.1	73-158	.462	10-38	.263	68-100	.680	102	3.9	76-4	26	42	6	29	224	8.6
2001-02	27-22	764	28.3	99-236	.419	30-79	.380	95-127	.748	141	5.2	90-5	57	87	7	48	323	12.0
Totals	87-24	---	---	228-529	.427	54-158	.342	205-291	.704	303	3.5	212-9	109	167	18	100	711	8.2

Sonny Lewis Forward ▶ 6-9 ▶ 220 ▶ Champaign, Ill. (Centennial)

YEAR	GP-GS	MIN	AVG	FG-A	PCT	3P-A	PCT	FT-A	PCT	REB	AVG	PF-D	A	TO	BLK	ST	PTS	AVG
2001-02	16-0	87	5.4	11-28	.393	0-0	.000	6-16	.375	11	0.7	17-0	4	6	2	3	28	1.8

Carl Liebert Forward ▶ 6-7 ▶ 215 ▶ Floyd Knobs, Ind. (Floyd Central)

YEAR	GP-GS	MIN	AVG	FG-A	PCT	3P-A	PCT	FT-A	PCT	REB	AVG	PF-D	A	TO	BLK	ST	PTS	AVG
1984-85	29-0	---	---	37-69	.536	---	---	38-52	.731	79	2.7	34-0	8	16	0	4	112	3.9
1985-86	35-16	---	---	70-148	.473	---	---	31-57	.544	125	3.6	40-3	32	29	3	19	171	4.9
1986-87	32-32	---	---	129-251	.514	0-0	.000	56-85	.659	249	7.8	79-1	81	65	7	23	314	9.8
Totals	96-48	---	---	236-468	.504	0-0	.000	125-194	.644	453	4.7	153-1	121	110	10	46	602	6.3

Mike Ligno Forward ▶ 6-4 ▶ 185 ▶ East Moline, Ill. (United Township / New Mexico Military)

YEAR	GP-GS	MIN	AVG	FG-A	PCT	3P-A	PCT	FT-A	PCT	REB	AVG	PF-D	A	TO	BLK	ST	PTS	AVG
1966-67	9-	---	---	5-13	.385	---	---	6-13	.462	16	1.8	12-	---	---	---	---	16	1.7

Jerry Liscomb Guard ▶ 5-11 ▶ 165 ▶ Bronx, N.Y. (Columbus)

YEAR	GP-GS	MIN	AVG	FG-A	PCT	3P-A	PCT	FT-A	PCT	REB
------	-------	-----	-----	------	-----	------	-----	------	-----	-----

ALL-TIME CAREER STATS

Tom Martin																	
Guard ▶ 6-0 ▶ 165 ▶ Long Island City, N.Y. (LaSalle Academy)																	
YEAR	GP-GS	MIN	AVG	FG-A	PCT	3P-A	PCT	FT-A	PCT	REB	AVG	PF-D	A	TO BLK	ST	PTS	AVG
1965-66	19-	---	---	41-95	.432	---	---	31-42	.738	39	2.1	35-	---	---	---	113	5.9
1966-67	5-	66	13.2	1-11	.091	---	---	1-2	.500	2	0.4	2-0	---	---	---	3	0.6
Totals	24-	---	---	42-106	.396	---	---	32-44	.717	41	1.7	37-	---	---	---	116	4.8

Nick Marusich																		
Center ▶ 6-9 ▶ 235 ▶ Anaheim, Calif. (Anaheim Servite)																		
YEAR	GP-GS	MIN	AVG	FG-A	PCT	3P-A	PCT	FT-A	PCT	REB	AVG	PF-D	A	TO BLK	ST	PTS	AVG	
1988-89	21-0	159	7.6	11-27	.407	0-0	.000	8-21	.381	29	1.4	20-0	1	12	5	5	30	1.4
1989-90	28-10	542	19.4	73-118	.619	0-0	.000	39-58	.672	125	4.5	104-8	17	39	26	8	185	6.6
1990-91	29-16	692	23.9	86-172	.500	0-0	.000	66-110	.600	245	8.5	102-7	15	61	47	17	238	8.2
1991-92	22-18	519	23.6	98-177	.554	1-1	1.000	46-74	.622	127	5.8	65-4	19	57	23	12	264	12.0
Totals	100-44	1912	19.1	268-494	.543	1-1	1.000	159-263	.605	526	5.3	291-19	52	169	101	42	717	7.2

John Mascali																	
Forward ▶ 6-4 ▶ 190 ▶ Allentown, Pa. (Allentown)																	
YEAR	GP-GS	MIN	AVG	FG-A	PCT	3P-A	PCT	FT-A	PCT	REB	AVG	PF-D	A	TO BLK	ST	PTS	AVG
1956-57	21-	---	---	22-63	.349	---	---	23-50	.460	99	4.7	39-	---	---	---	67	3.2
1957-58	12-	---	---	33-67	.493	---	---	34-57	.596	92	7.7	36-	---	---	---	100	8.3
1958-59	19-	207	10.9	17-42	.405	---	---	20-28	.715	34	1.8	20-	---	---	---	54	2.8
Totals	52-	---	---	72-172	.419	---	---	77-135	.570	225	4.3	95-	---	---	---	221	4.3

Sly Mata																		
Guard ▶ 6-1 ▶ 175 ▶ Phoenix, Ariz. (South Mountain)																		
YEAR	GP-GS	MIN	AVG	FG-A	PCT	3P-A	PCT	FT-A	PCT	REB	AVG	PF-D	A	TO BLK	ST	PTS	AVG	
1981-82	16-2	---	---	26-63	.413	---	---	24-36	.667	11	0.7	19-0	16	---	---	76	4.8	
1982-83	18-0	---	---	11-32	.344	0-0	.000	4-7	.571	6	0.3	13-0	4	---	0	1	26	1.4
1983-84	14-0	---	---	9-23	.391	---	---	8-11	.727	9	0.6	6-0	7	15	0	3	26	1.9
1984-85	22-0	---	---	16-37	.432	---	---	9-15	.600	10	0.5	5-0	13	12	0	3	41	1.9
Totals	70-2	---	---	62-155	.400	0-0	.000	45-69	.652	36	0.5	43-0	40	27	1	7	169	2.4

Taj Mathews																		
Guard ▶ 6-3 ▶ 205 ▶ Mercer Island, Wash. (Mercer Island)																		
YEAR	GP-GS	MIN	AVG	FG-A	PCT	3P-A	PCT	FT-A	PCT	REB	AVG	PF-D	A	TO BLK	ST	PTS	AVG	
2001-02	24-0	205	8.5	16-56	.286	8-34	.235	2-2	1.000	24	1.0	39-14	19	1	9	42	1.8	
2002-03	21-6	278	13.2	16-56	.286	10-35	.286	5-9	.556	35	1.7	45-3	18	15	0	5	47	2.2
2003-04	23-10	463	20.1	32-112	.286	12-54	.222	16-31	.516	51	2.2	62-5	64	47	1	28	9.2	
2004-05	28-28	798	28.5	74-219	.338	49-145	.338	53-75	.707	92	3.3	100-9	76	74	4	51	250	8.9
Totals	106-44	1744	16.5	138-443	.312	79-288	.295	76-117	.650	212	1.5	246-18	172	155	6	93	431	3.2

Cliff Maurer																			
Center ▶ 6-10 ▶ 225 ▶ Orefield, Pa. (Parkland)																			
YEAR	GP-GS	MIN	AVG	FG-A	PCT	3P-A	PCT	FT-A	PCT	REB	AVG	PF-D	A	TO BLK	ST	PTS	AVG		
1981-82	16-0	---	---	13-24	.542	---	---	4-6	.667	22	1.4	23-0	1	---	---	8	30	1.9	
1982-83	28-25	---	---	111-218	.509	0-0	.000	59-85	.694	155	5.5	90-5	10	---	---	68	5	281	10.0
1983-84	32-32	---	---	156-269	.580	---	---	95-115	.826	168	5.3	90-1	20	54	75	8	407	12.7	
Totals	76-57	---	---	290-511	.548	0-0	.000	158-206	.767	345	4.5	203-6	31	---	---	151	---	718	9.4

Ken McCally																	
Forward ▶ 6-2 ▶ 194 ▶ Mansfield, Ohio (Mansfield)																	
YEAR	GP-GS	MIN	AVG	FG-A	PCT	3P-A	PCT	FT-A	PCT	REB	AVG	PF-D	A	TO BLK	ST	PTS	AVG
1951-52	23-	664	28.9	58-224	.259	---	---	25-46	.543	119	5.2	72-	60	---	---	141	6.1
1952-53	21-	655	31.2	59-184	.321	---	---	57-92	.620	142	6.8	74-	---	---	---	175	8.3
1953-54	25-	495	19.8	38-142	.268	---	---	25-39	.641	35	1.4	69-	---	---	---	101	4.0
1954-55	20-	---	---	87-246	.353	---	---	72-110	.654	127	6.4	63-	---	---	---	246	12.3
Totals	89-	---	---	242-796	.304	---	---	179-287	.624	423	4.8	278-	60	---	---	683	7.4

Douglas McCarty																	
Forward ▶ 6-4 ▶ 220 ▶ Redondo, Calif. (New Mexico Military)																	
YEAR	GP-GS	MIN	AVG	FG-A	PCT	3P-A	PCT	FT-A	PCT	REB	AVG	PF-D	A	TO BLK	ST	PTS	AVG
1962-63	1-	2	2.0	0-0	.000	---	---	0-0	.000	0	0.0	1-0	---	---	---	0	0.0

Warren McCarty																	
Guard ▶ 6-3 ▶ 175 ▶ Round Lake, Ill. (Round Lake)																	
YEAR	GP-GS	MIN	AVG	FG-A	PCT	3P-A	PCT	FT-A	PCT	REB	AVG	PF-D	A	TO BLK	ST	PTS	AVG
1970-71	24-	---	---	57-163	.349	---	---	44-69	.638	140	5.8	46-1	---	---	---	158	6.5

Tom McCloskey																		
Guard ▶ 6-3 ▶ 175 ▶ Round Lake, Ill. (Round Lake)																		
YEAR	GP-GS	MIN	AVG	FG-A	PCT	3P-A	PCT	FT-A	PCT	REB	AVG	PF-D	A	TO BLK	ST	PTS	AVG	
2000-01	4-0	11	2.8	1-6	.167	0-3	.000	0-0	.000	7	1.8	1-0	0	3	0	2	2	0.5

Mike McCracken																	
Forward ▶ 6-5 ▶ 190 ▶ Waterford, Conn. (Waterford)																	
YEAR	GP-GS	MIN	AVG	FG-A	PCT	3P-A	PCT	FT-A	PCT	REB	AVG	PF-D	A	TO BLK	ST	PTS	AVG
1970-71	15-	---	---	17-32	.531	---	---	15-25	.600	32	2.1	12-1	---	---	---	49	3.2
1971-72	6-	---	---	10-21	.475	---	---	14-21	.667	19	3.2	7-0	---	---	---	34	5.6
Totals	21-	---	---	27-53	.509	---	---	29-46	.630	51	2.4	19-1	---	---	---	83	4.0

Quintrell McCreary																		
Forward ▶ 6-6 ▶ 215 ▶ Atlanta, Ga. (Redan)																		
YEAR	GP-GS	MIN	AVG	FG-A	PCT	3P-A	PCT	FT-A	PCT	REB	AVG	PF-D	A	TO BLK	ST	PTS	AVG	
1989-90	4-0	10	2.5	2-3	.667	0-0	.000	0-1	.000	2	0.5	2-0	1	3	0	2	4	1.0
2000-01	17-0	73	4.3	12-28	.429	0-1	.000	9-17	.529	26	1.5	12-0	2	8	2	3	33	1.9
2001-02	22-3	249	11.3	25-63	.472	0-2	.000	19-29	.655	53	2.4	30-1	11	25	8	13	69	3.1
2002-03	22-5	257	11.7	26-48	.542	0-0	.000	26-49	.531	53	2.4	22-0	6	27	7	14	78	3.5
Totals	65-8	589	9.1	65-132	.492	0-3	.000	54-96	.563	134	2.1	66-1	20	63	17	32	184	2.8

John McDonnell																	
Center ▶ 6-4 ▶ 190 ▶ Kansas City, Mo. (Rockhurst)																	
YEAR	GP-GS	MIN	AVG	FG-A	PCT	3P-A	PCT	FT-A	PCT	REB	AVG	PF-D	A	TO BLK	ST	PTS	AVG
1953-54	18-	203	11.3	9-29	.310	---	---	10-19	.527	38	2.1	22-	---	---	---	28	1.6
1954-55	20-	---	---	34-70	.486	---	---	19-31	.613	123	6.2	50-	---	---	---	87	4.3
Totals	38-	---	---	43-99	.434	---	---	29-50	.580	161	4.2	72-	---	---	---	115	3.0

Tim McDonnell																	
Forward ▶ 6-6 ▶ 218 ▶ Parsippany, N.J. (Morris Catholic)																	
YEAR	GP-GS	MIN	AVG	FG-A	PCT	3P-A	PCT	FT-A	PCT	REB	AVG	PF-D	A	TO BLK	ST	PTS	AVG
1979-80	13-	---	---	5-14	.357	---	---	1-8	.125	24	1.8	11-0	2	0	---	11	0.8
1980-81	8-	---	---	6-15	.400	---	---	10-18	.556	23	2.9	23-2	---	---	---	22	2.8
1981-82	14-7	---	---	10-15	.667	---	---	5-13	.385	25	1.8	30-1	8	---	---	25	1.8
Totals	35-7	---	---	21-44	.477	---	---	16-39	.410	72	2.1	63-4	12	---	---	58	1.7

Joe McDowell														
Guard ▶ 6-3 ▶ 185 ▶ Greensboro, N.C. (Grimsley)														
YEAR														

ALL-TIME CAREER STATS

11 NCAA TOURNAMENTS ▶ 8 PATRIOT LEAGUE CHAMPIONSHIPS ▶ 13 ALL-AMERICA SELECTIONS ▶ 17 ALL-PATRIOT LEAGUE HONORS ▶ 16 ALL-ROOKIE TEAM SELECTIONS

Shawn Murray Guard ▶ 6-4 ▶ 198 ▶ Portland, Ore. (Benson)

YEAR	GP-GS	MIN	AVG	FG-A	PCT	3P-A	PCT	FT-A	PCT	REB	AVG	PF-D	A	TO	BLK	ST	PTS	AVG
1998-99	18-0	---	---	15-34	.441	1-3	.333	9-16	.563	17	0.9	15-1	10	9	3	6	40	2.2
1999-00	2-0	9	4.5	0-1	.000	0-0	.000	0-0	.000	3	1.5	0-0	1	3	0	2	0	0.0
Totals	20-0	---	---	15-35	.429	1-3	.333	9-16	.563	20	1.0	15-1	11	12	3	8	40	2.0

Damon Myers

YEAR	GP-GS	MIN	AVG	FG-A	PCT	3P-A	PCT	FT-A	PCT	REB	AVG	PF-D	A	TO	BLK	ST	PTS	AVG
1995-96	1-0	2	2.0	0-0	.000	0-0	.000	0-0	.000	0	0.0	0-0	0	0	0	0	0	0.0

Jan Myers Forward ▶ 6-4 ▶ 195 ▶ Lykens, Pa. (Upper Dauphin)

YEAR	GP-GS	MIN	AVG	FG-A	PCT	3P-A	PCT	FT-A	PCT	REB	AVG	PF-D	A	TO	BLK	ST	PTS	AVG
1978-79	21-	---	---	20-55	.364	---	---	13-15	.867	28	1.3	20-0	8	---	---	---	53	2.5
1979-80	26-	---	---	76-200	.380	---	---	23-35	.657	101	3.9	64-2	37	---	---	---	175	6.7
1980-81	22-	---	---	23-45	.511	---	---	8-17	.471	40	1.8	26-0	10	---	---	---	54	2.5
Totals	69-	---	---	119-300	.397	---	---	44-67	.657	169	2.4	110-2	55	---	---	---	282	4.1

Scott Myers Center ▶ 6-8 ▶ 200 ▶ San Antonio, Texas (Mac Arthur)

YEAR	GP-GS	MIN	AVG	FG-A	PCT	3P-A	PCT	FT-A	PCT	REB	AVG	PF-D	A	TO	BLK	ST	PTS	AVG
1978-79	20-	---	---	7-17	.412	---	---	4-10	.400	27	1.4	15-0	8	---	---	---	18	0.9

Mike Nash Forward ▶ 6-4 ▶ 218 ▶ Newark, N.J. (Bullis Prep)

YEAR	GP-GS	MIN	AVG	FG-A	PCT	3P-A	PCT	FT-A	PCT	REB	AVG	PF-D	A	TO	BLK	ST	PTS	AVG
1959-60	1-	4	4.0	0-0	.000	---	---	0-0	.000	3	3.0	0-0	---	---	---	---	0	0.0
1960-61	7-	---	---	22-57	.386	---	---	27-33	.818	34	4.9	22-	---	---	---	---	71	10.2
1961-62	6-	81	13.5	4-18	.222	---	---	2-6	.333	---	---	---	---	---	---	---	10	1.7
Totals	14-	---	---	26-75	.347	---	---	29-39	.744	---	---	---	---	---	---	---	81	5.8

Phil Nelson Guard ▶ 6-2 ▶ 174 ▶ Kettering, Ohio (Fairmont East)

YEAR	GP-GS	MIN	AVG	FG-A	PCT	3P-A	PCT	FT-A	PCT	REB	AVG	PF-D	A	TO	BLK	ST	PTS	AVG
1973-74	6-	---	---	0-6	.000	---	---	6-7	.857	5	0.8	2-0	3	---	---	---	6	1.0
1974-75	17-	---	---	24-66	.363	---	---	9-18	.500	38	2.2	25-0	21	---	---	---	57	3.4
Totals	23-	---	---	24-72	.333	---	---	15-25	.600	43	1.9	27-0	24	---	---	---	63	2.7

Jamie Nero Forward ▶ 6-6 ▶ 223 ▶ Red Hook, N.Y. (Red Hook)

YEAR	GP-GS	MIN	AVG	FG-A	PCT	3P-A	PCT	FT-A	PCT	REB	AVG	PF-D	A	TO	BLK	ST	PTS	AVG
1998-99	10-0	---	---	3-12	.250	0-4	.000	1-2	.500	9	0.9	6-0	0	2	1	1	7	0.7
1999-00	4-0	16	4.0	3-6	.500	1-3	.333	0-1	.000	2	0.5	1-0	1	0	0	0	7	1.8
2001-02	27-5	21.0	7.8	26-64	.406	15-36	.417	5-11	.455	36	1.3	28-1	4	10	0	2	72	2.7
Totals	41-5	---	---	32-82	.390	16-43	.372	6-14	.429	47	1.1	35-1	5	12	1	3	86	2.1

Matt Nordmann Forward ▶ 6-5 ▶ 200 ▶ Williamston, Mich. (Williamston)

YEAR	GP-GS	MIN	AVG	FG-A	PCT	3P-A	PCT	FT-A	PCT	REB	AVG	PF-D	A	TO	BLK	ST	PTS	AVG
1986-87	21-0	---	---	11-19	.579	0-0	.000	8-15	.533	27	1.3	12-0	10	6	0	2	30	1.4
1987-88	28-26	---	---	117-225	.520	1-1	1.000	82-108	.759	165	5.9	79-5	46	59	13	25	317	11.3
Totals	49-26	---	---	129-244	.525	1-1	1.000	90-123	.732	192	3.9	91-5	56	65	13	27	347	7.1

James Norris Forward ▶ 6-7 ▶ 220 ▶ Concord, Calif. (Mt. Diablo)

YEAR	GP-GS	MIN	AVG	FG-A	PCT	3P-A	PCT	FT-A	PCT	REB	AVG	PF-D	A	TO	BLK	ST	PTS	AVG
1992-93	27-15	52.0	19.3	68-148	.460	2-10	.200	44-67	.657	115	4.3	71-1	16	60	20	16	182	6.7
1993-94	6-4	121	20.2	11-32	.344	0-2	.000	7-15	.467	25	4.2	18-1	5	10	5	7	29	4.8
1994-95	23-1	24.0	10.4	25-59	.424	1-3	.333	25-39	.641	77	3.3	40-1	11	21	4	9	76	3.3
Totals	56-20	881	15.7	104-239	.435	3-15	.200	76-121	.628	217	3.9	129-3	32	91	29	32	287	5.1

Keith O'Connell Forward ▶ 6-7 ▶ 210 ▶ Charlotte, N.C. (Providence Day School)

YEAR	GP-GS	MIN	AVG	FG-A	PCT	3P-A	PCT	FT-A	PCT	REB	AVG	PF-D	A	TO	BLK	ST	PTS	AVG
1989-90	17-3	162	9.5	18-52	.346	10-29	.345	4-5	.800	32	1.9	24-1	11	22	0	1	50	2.9

Sean O'Connor Center ▶ 6-9 ▶ 210 ▶ Ramsey, N.J. (Ramsey)

YEAR	GP-GS	MIN	AVG	FG-A	PCT	3P-A	PCT	FT-A	PCT	REB	AVG	PF-D	A	TO	BLK	ST	PTS	AVG
1995-96	4-0	15	3.8	0-0	.000	0-0	.000	0-0	.000	0	0.0	0-0	1	0	0	0	0	0.0

Kwame Ofori Guard ▶ 5-10 ▶ 180 ▶ Chantilly, Va. (Chantilly)

YEAR	GP-GS	MIN	AVG	FG-A	PCT	3P-A	PCT	FT-A	PCT	REB	AVG	PF-D	A	TO	BLK	ST	PTS	AVG
2000-01	7-0	19	2.7	1-4	.250	0-1	.000	0-0	.000	1	0.1	2-0	0	5	0	0	2	0.3
2001-02	7-2	126	18.0	11-32	.344	2-7	.286	7-11	.636	10	1.4	15-0	12	9	0	2	31	4.4
2002-03	27-8	53.9	20.0	36-98	.367	19-56	.339	9-14	.643	23	0.9	38-2	57	53	0	15	100	3.7
2003-04	23-16	58.2	25.3	53-135	.393	33-85	.388	5-9	.556	32	1.4	43-0	43	46	0	15	144	6.3
Totals	64-26	1266	19.8	101-269	.375	54-149	.362	21-34	.618	66	1.0	98-2	112	113	0	32	277	4.3

George O'Garro Forward ▶ 6-6 ▶ 220 ▶ Panorama, Calif. (Sylmar)

YEAR	GP-GS	MIN	AVG	FG-A	PCT	3P-A	PCT	FT-A	PCT	REB	AVG	PF-D	A	TO	BLK	ST	PTS	AVG
2002-03	6-0	22	3.7	1-8	.125	0-1	.000	0-0	.000	5	0.8	2-0	0	0	0	1	2	0.3
2003-04	15-8	25.8	17.2	34-77	.442	4-16	.250	11-20	.550	52	3.5	30-1	9	28	3	13	83	5.5
2004-05	28-15	57.6	20.6	82-183	.448	2-12	.167	64-97	.660	137	4.9	76-4	19	57	15	29	230	8.2
Totals	49-23	856	17.5	117-268	.437	6-29	.207	75-117	.641	194	4.0	108-5	28	85	18	43	315	6.4

Kirk Olich Guard ▶ 6-0 ▶ 160 ▶ Monaca, Pa. (Monaca)

YEAR	GP-GS	MIN	AVG	FG-A	PCT	3P-A	PCT	FT-A	PCT	REB	AVG	PF-D	A	TO	BLK	ST	PTS	AVG
1970-71	7-	---	---	7-7	1.000	8	1.1	15-1	---	---	---	---	---	---	---	---	41	5.8

Chika Onyekanne Forward ▶ 6-5 ▶ 208 ▶ Fort Worth, Texas (Crowley)

YEAR	GP-GS	MIN	AVG	FG-A	PCT	3P-A	PCT	FT-A	PCT	REB	AVG	PF-D	A	TO	BLK	ST	PTS	AVG
2002-03	7-0	35	5.0	2-8	.250	1-1	1.000	1-5	.200	11	1.6	4-0	1	2	0	0	6	0.9
2003-04	10-5	24.1	24.1	17-55	.309	1-3	.333	12-15	.800	47	4.7	21-0	8	13	6	5	47	4.7
2004-05	2-0	11	5.5	1-4	.250	0-3	.000	0-1	.000	3	1.5	1-0	0	1	0	0	2	1.0
Totals	19-5	287	15.1	20-67	.299	2-7	.286	13-21	.619	61	3.2	28-0	9	16	6	5	55	2.9

Ted Osmola Guard ▶ 6-2 ▶ 170 ▶ Gloucester, N.J. (Gloucester)

YEAR	GP-GS	MIN	AVG	FG-A	PCT	3P-A	PCT	FT-A	PCT	REB	AVG	PF-D	A	TO	BLK	ST	PTS	AVG
1969-70	10-	---	---	12-34	.353	---	---	1-5	.200	18	1.8	16-0	---	---	---	---	25	2.5

Ruben Padro

YEAR	GP-GS	MIN	AVG	FG-A	PCT</
------	-------	-----	-----	------	-------

MIDSHIPMEN

ALL-TIME CAREER STATS

John Purcell Forward ▶ 6-4 ▶ 180 ▶ Scarsdale, N.Y. (Archbishop Stepinac)

YEAR	GP-GS	MIN	AVG	FG-A	PCT	3P-A	PCT	FT-A	PCT	REB	AVG	PF-D	A	TO	BLK	ST	PTS	AVG
1965-66	4-	10	2.5	1-2	.500	---	---	0-0	.000	1	0.3	1-0	---	---	---	---	2	0.5

Bill Radcliffe Guard ▶ 6-3 ▶ 175 ▶ Prospect Park, Pa. (Episcopal Academy)

YEAR	GP-GS	MIN	AVG	FG-A	PCT	3P-A	PCT	FT-A	PCT	REB	AVG	PF-D	A	TO	BLK	ST	PTS	AVG
1963-64	22-	---	---	125-331	.377	---	---	41-56	.732	89	4.0	58-	---	---	---	---	291	13.2
1964-65	20-	---	---	127-313	.405	---	---	55-70	.786	86	4.3	43-	---	---	---	---	309	15.4
1965-66	19-	---	---	129-308	.418	---	---	58-71	.817	80	4.2	40-	---	---	---	---	316	16.6
Totals	61-	---	---	381-952	.400	---	---	154-197	.782	255	4.2	141-	---	---	---	---	916	15.0

Eddie Reddick Forward ▶ 6-6 ▶ 215 ▶ Cheverly, Md. (St. John's College Prep)

YEAR	GP-GS	MIN	AVG	FG-A	PCT	3P-A	PCT	FT-A	PCT	REB	AVG	PF-D	A	TO	BLK	ST	PTS	AVG
1987-88	28-22	756	27.0	79-176	.449	1-2	.500	52-88	.591	191	6.8	95-7	37	37	17	11	211	7.5
1988-89	26-26	803	30.9	151-279	.541	0-1	.000	90-154	.584	209	8.0	94-9	33	41	24	29	392	15.1
1989-90	28-28	979	35.0	131-270	.485	0-1	.000	95-153	.621	229	8.2	108-4	46	58	23	36	357	12.8
1990-91	29-29	823	28.4	142-324	.438	3-7	.429	119-189	.630	246	8.5	102-8	34	61	12	29	406	14.0
Totals	111-105	3361	30.3	503-1049	.480	4-11	.384	356-584	.610	675	7.9	399-28	150	197	76	111	1386	12.3

Chris Reddington Center ▶ 6-5 ▶ 200 ▶ Baldwin, N.Y. (Baldwin / New Mexico Military)

YEAR	GP-GS	MIN	AVG	FG-A	PCT	3P-A	PCT	FT-A	PCT	REB	AVG	PF-D	A	TO	BLK	ST	PTS	AVG
1963-64	22-	---	---	102-150	.408	---	---	59-96	.615	183	8.3	63-	---	---	---	---	263	11.9
1964-65	20-	---	---	129-313	.412	---	---	54-88	.614	184	9.2	59-	---	---	---	---	312	15.6
1965-66	19-	---	---	110-265	.415	---	---	81-105	.771	180	9.5	65-	---	---	---	---	301	15.8
Totals	61-	---	---	341-828	.412	---	---	194-289	.671	547	9.0	187-	---	---	---	---	876	14.4

Casey Reed Forward ▶ 6-5 ▶ 197 ▶ Canby, Ore. (Canby)

YEAR	GP-GS	MIN	AVG	FG-A	PCT	3P-A	PCT	FT-A	PCT	REB	AVG	PF-D	A	TO	BLK	ST	PTS	AVG
2005-06	27-3	301	11.1	75-51	.529	0-0	.000	29-40	.725	41	1.5	42-0	6	21	4	9	83	3.1

James Reed Forward ▶ 6-4 ▶ 185 ▶ Cypress, Texas (Cy-Fair)

YEAR	GP-GS	MIN	AVG	FG-A	PCT	3P-A	PCT	FT-A	PCT	REB	AVG	PF-D	A	TO	BLK	ST	PTS	AVG
1984-85	17-4	---	---	5-14	.357	---	---	1-4	.250	20	1.2	13-0	9	7	4	5	11	0.6

Robert Reeder Forward ▶ 6-8 ▶ 225 ▶ Pasadena, Calif. (Polytechnic)

YEAR	GP-GS	MIN	AVG	FG-A	PCT	3P-A	PCT	FT-A	PCT	REB	AVG	PF-D	A	TO	BLK	ST	PTS	AVG
1997-98	21-0	146	7.0	17-40	.425	0-0	.000	15-33	.455	41	2.0	22-0	1	7	0	6	49	2.3
1998-99	27-14	---	---	69-135	.511	0-3	.000	23-53	.434	115	4.3	71-5	30	47	11	19	161	6.0
1999-00	29-29	652	22.5	93-196	.474	1-1	1.000	32-74	.432	170	5.9	81-2	45	56	24	42	219	7.6
2000-01	31-31	752	24.3	99-196	.505	0-2	.000	45-85	.529	152	4.9	101-5	38	65	26	21	243	7.8
Totals	106-74	---	---	278-587	.490	1-6	.187	115-245	.489	478	4.4	275-12	114	175	61	88	672	6.2

Cliff Rees Guard ▶ 6-4 ▶ 195 ▶ Ellicott City, Md. (Mt. Hebron)

YEAR	GP-GS	MIN	AVG	FG-A	PCT	3P-A	PCT	FT-A	PCT	REB	AVG	PF-D	A	TO	BLK	ST	PTS	AVG
1984-85	32-28	---	---	112-206	.544	---	---	57-73	.781	50	1.6	61-1	96	73	1	25	281	8.8
1985-86	35-0	---	---	62-128	.449	---	---	53-61	.869	35	1.0	40-0	50	29	0	15	177	5.1
1986-87	31-31	---	---	127-272	.467	32-92	.348	55-68	.809	58	1.9	59-0	120	41	1	41	341	11.0
1987-88	28-28	---	---	135-292	.462	33-104	.317	87-106	.821	79	2.8	81-6	123	79	10	34	390	13.9
Totals	126-87	---	---	436-896	.486	65-196	.332	252-308	.818	222	1.8	241-7	389	222	12	115	1189	9.4

Mark Rein Guard ▶ 6-1 ▶ 170 ▶ Brooklyn, N.Y. (Poly Prep)

YEAR	GP-GS	MIN	AVG	FG-A	PCT	3P-A	PCT	FT-A	PCT	REB	AVG	PF-D	A	TO	BLK	ST	PTS	AVG
1962-63	9-	---	---	21-61	.344	---	---	7-16	.438	30	3.3	7-	---	---	---	---	49	5.4
1963-64	5-	---	---	6-13	.462	---	---	8-11	.727	14	2.8	4-	---	---	---	---	20	4.0
1964-65	20-	---	---	104-240	.433	---	---	53-81	.654	63	3.2	38-	---	---	---	---	261	13.0
Totals	34-	---	---	131-314	.417	---	---	68-108	.630	107	3.1	49-	---	---	---	---	330	9.7

Lance Reinhard Guard ▶ 6-3 ▶ 185 ▶ Toledo, Ohio (St. John's)

YEAR	GP-GS	MIN	AVG	FG-A	PCT	3P-A	PCT	FT-A	PCT	REB	AVG	PF-D	A	TO	BLK	ST	PTS	AVG
1989-90	28-5	251	9.0	8-28	.286	6-21	.286	8-11	.727	13	0.5	14-1	27	23	0	7	30	1.1
1990-91	28-6	595	21.3	71-192	.370	0-0	.000	14-20	.700	45	1.6	33-0	44	31	1	21	216	7.7
Totals	56-11	846	15.1	79-220	.359	6-21	.286	22-31	.710	58	1.0	47-1	71	54	1	28	246	4.4

Rich Reynolds Forward ▶ 6-7 ▶ 220 ▶ Holland Patent, N.Y. (Central)

YEAR	GP-GS	MIN	AVG	FG-A	PCT	3P-A	PCT	FT-A	PCT	REB	AVG	PF-D	A	TO	BLK	ST	PTS	AVG
1986-87	6-0	---	---	0-3	.000	0-0	.000	0-1	.000	3	0.5	2-0	0	1	0	0	0	0.0

David Rhoiney Guard ▶ 6-0 ▶ 165 ▶ Long Beach, Calif. (St. Anthony)

YEAR	GP-GS	MIN	AVG	FG-A	PCT	3P-A	PCT	FT-A	PCT	REB	AVG	PF-D	A	TO	BLK	ST	PTS	AVG
2003-04	11-4	179	16.3	4-24	.167	1-12	.083	0-6	.000	12	1.1	18-0	21	18	0	5	9	0.8
2004-05	26-1	249	9.6	10-45	.222	3-16	.188	3-8	.375	25	1.0	37-0	18	19	0	3	26	1.0
2005-06	3-1	11	3.7	0-0	.000	0-0	.000	0-0	.000	0	0.0	1-0	1	0	1	0	0	0.0
Totals	40-6	439	11.0	14-69	.203	4-28	.143	3-14	.214	37	0.9	56-0	39	38	0	9	35	0.9

Brian Richards Forward ▶ 6-9 ▶ 235 ▶ Stevensville, Md. (Kent Island)

YEAR	GP-GS	MIN	AVG	FG-A	PCT	3P-A	PCT	FT-A	PCT	REB	AVG	PF-D	A	TO	BLK	ST	PTS	AVG
2006-07	12-0	54	4.5	5-11	.455	0-0	.000	3-4	.750	8	0.7	12-0	1	10	0	2	13	1.1
2007-08	27-6	452	16.7	34-67	.507	0-0	.000	23-43	.535	81	3.0	54-1	9	21	1	10	91	3.4
Totals	39-6	506	13.0	39-78	.500	0-0	.000	26-47	.553	89	2.3	66-1	10	31	1	12	104	2.7

Harvey Robins Center ▶ 6-4 ▶ 190 ▶ Allentown, Pa. (John Adams)

YEAR	GP-GS	MIN	AVG	FG-A	PCT	3P-A	PCT	FT-A	PCT	REB	AVG	PF-D	A	TO	BLK	ST	PTS	AVG
1951-52	10-	106	10.6	16-39	.410	---	---	1-3	.333	29	2.9	14-	4	---	---	---	33	3.3

Charlie Robinson Guard ▶ 6-0 ▶ 165 ▶ East St. Louis, Ill. (Cahokia)

YEAR	GP-GS	MIN	AVG	FG-A	PCT	3P-A	PCT	FT-A	PCT	REB	AVG	PF-D	A	TO	BLK	ST	PTS	AVG
1971-72	8-	---	---	11-19	.579	---	---	3-4	.750	11	1.4	5-0	---	---	---	---	25	3.1
1972-73	13-	---	---	3-16	.188	---	---	2-3	.667	11	0.8	5-0	8	---	---	---	8	0.6
Totals	21-	---	---	14-35	.400	---	---	5-7	.714	22	1.0	10-0	8	---	---	---	33	1.6

Chuck Robinson Forward ▶ 6-5 ▶ 202 ▶ Manassas, Va. (Osborn Park)

YEAR	GP-GS	MIN	AVG	FG-A	PCT	3P-A	PCT	FT-A	PCT	REB
------	-------	-----	-----	------	-----	------	-----	------	-----	-----

ALL-TIME CAREER STATS

Seth Schuknecht Forward ▶ 6-5 ▶ 229 ▶ Paradise Valley, Ariz. (Paradise Valley)

YEAR	GP-GS	MIN	AVG	FG-A	PCT	3P-A	PCT	FT-A	PCT	REB	AVG	PF-D	A	TO	BLK	ST	PTS	AVG
1995-96	25-6	492	17.7	72-170	.424	2-8	.250	44-58	.759	83	3.3	63-2	17	38	4	10	190	7.6
1996-97	29-5	601	20.7	60-161	.373	9-33	.273	35-44	.795	100	3.4	66-0	28	47	0	15	164	5.7
1997-98	26-1	282	10.8	22-70	.314	1-10	.100	17-31	.548	57	2.2	35-0	11	23	1	6	62	2.4
Totals	80-12	1375	17.2	154-401	.384	12-51	.235	96-133	.722	240	3.0	164-2	56	108	5	31	416	5.2

Robert Schweitzer

YEAR	GP-GS	MIN	AVG	FG-A	PCT	3P-A	PCT	FT-A	PCT	REB	AVG	PF-D	A	TO	BLK	ST	PTS	AVG
1966-67	1-	1	1.0	0-1	.000	---	---	0-0	.000	0	0.0	0-0	---	---	---	---	0	0.0

Bob Scott Guard ▶ 6-2 ▶ 180 ▶ Norfolk, Va. (Oscar Smith)

YEAR	GP-GS	MIN	AVG	FG-A	PCT	3P-A	PCT	FT-A	PCT	REB	AVG	PF-D	A	TO	BLK	ST	PTS	AVG
1975-76	17-	---	---	16-37	.432	---	---	17-30	.567	20	1.2	14-0	10	---	---	---	49	2.9
1976-77	22-	---	---	62-134	.463	---	---	17-32	.531	76	3.5	41-2	56	---	---	---	141	6.4
1977-78	25-	---	---	114-265	.430	---	---	21-36	.583	125	5.0	68-1	82	---	---	---	249	10.0
Totals	64-	---	---	182-436	.440	---	---	55-98	.561	221	3.5	123-3	148	---	---	---	439	6.9

John Seeley Center ▶ 6-6 ▶ 195 ▶ Ft. Lauderdale, Fla. (Stranahan)

YEAR	GP-GS	MIN	AVG	FG-A	PCT	3P-A	PCT	FT-A	PCT	REB	AVG	PF-D	A	TO	BLK	ST	PTS	AVG
1967-68	12-	---	---	9-19	.474	---	---	6-9	.667	22	1.8	16-0	---	---	---	---	24	2.0
1968-69	18-	---	---	27-64	.422	---	---	29-46	.630	42	2.3	53-2	---	---	---	---	83	4.6
Totals	30-	---	---	36-83	.434	---	---	35-55	.636	64	2.1	69-2	---	---	---	---	107	3.6

Scott Semko Guard ▶ 6-1 ▶ 190 ▶ Whippany, N.J. (Manhattan College Prep)

YEAR	GP-GS	MIN	AVG	FG-A	PCT	3P-A	PCT	FT-A	PCT	REB	AVG	PF-D	A	TO	BLK	ST	PTS	AVG
1967-68	20-	---	---	56-125	.448	---	---	35-45	.778	71	3.6	45-1	---	---	---	---	147	7.3
1968-69	21-	---	---	91-192	.474	---	---	33-56	.589	81	3.9	54-2	---	---	---	---	215	10.2
1969-70	23-	---	---	102-244	.418	---	---	31-58	.534	96	4.2	55-1	---	---	---	---	235	10.2
Totals	64-	---	---	249-561	.444	---	---	99-159	.623	248	3.9	154-4	---	---	---	---	597	9.3

Joe Sendek Guard ▶ 5-10 ▶ 160 ▶ Windber, Pa. (Windber)

YEAR	GP-GS	MIN	AVG	FG-A	PCT	3P-A	PCT	FT-A	PCT	REB	AVG	PF-D	A	TO	BLK	ST	PTS	AVG
1955-56	16-	---	---	12-28	.429	---	---	25-38	.658	15	0.9	26-	---	---	---	---	49	3.1
1956-57	20-	---	---	14-43	.326	---	---	46-80	.575	29	1.5	42-	---	---	---	---	74	3.7
1957-58	20-	---	---	49-118	.406	---	---	97-125	.776	42	2.1	60-	---	---	---	---	193	9.7
Totals	56-	---	---	74-189	.392	---	---	168-243	.691	86	1.5	128-	---	---	---	---	316	5.6

Demond Shepard Guard ▶ 6-2 ▶ 180 ▶ Albany, N.Y. (Albany)

YEAR	GP-GS	MIN	AVG	FG-A	PCT	3P-A	PCT	FT-A	PCT	REB	AVG	PF-D	A	TO	BLK	ST	PTS	AVG
1998-99	8-0	---	---	1-6	.167	0-0	.000	3-6	.500	6	0.8	3-0	8	2	1	1	5	0.6
1999-00	10-0	92	9.2	5-12	.417	1-2	.500	4-5	.800	7	0.7	15-0	14	11	0	3	15	1.5
2000-01	31-18	609	19.6	45-117	.385	8-31	.258	57-75	.760	46	1.5	50-0	53	47	1	28	103	7.4
2001-02	30-24	849	28.3	67-157	.427	20-41	.488	76-90	.844	83	2.8	92-4	57	44	2	34	230	3.7
Totals	79-42	---	---	118-292	.404	29-74	.392	140-176	.795	142	1.8	160-4	132	104	4	66	353	4.5

Gerry Sherrill Guard ▶ 6-2 ▶ 168 ▶ Arlington, Va. (Wakefield)

YEAR	GP-GS	MIN	AVG	FG-A	PCT	3P-A	PCT	FT-A	PCT	REB	AVG	PF-D	A	TO	BLK	ST	PTS	AVG
1978-79	2-	---	---	1-2	.500	---	---	0-0	.000	1	0.5	0-0	1	---	---	---	2	1.0
1979-80	1-	---	---	0-1	.000	---	---	0-0	.000	0	0.0	0-0	0	---	---	---	0	0.0
1981-82	3-	---	---	1-3	.333	---	---	0-0	.000	1	0.3	0-0	1	---	---	---	2	0.7
Totals	3-	---	---	1-3	.333	---	---	0-0	.000	1	0.3	0-0	1	---	---	---	2	0.7

Charles Shields Guard ▶ 6-0 ▶ 165 ▶ Washington, D.C. (Gonzaga Prep)

YEAR	GP-GS	MIN	AVG	FG-A	PCT	3P-A	PCT	FT-A	PCT	REB	AVG	PF-D	A	TO	BLK	ST	PTS	AVG
1962-63	1-	6	6.0	0-0	.000	---	---	0-0	.000	1	1.0	0-0	---	---	---	---	0	0.0

Forrest Siburt Guard ▶ 5-6 ▶ 150 ▶ Washington, Pa. (Washington)

YEAR	GP-GS	MIN	AVG	FG-A	PCT	3P-A	PCT	FT-A	PCT	REB	AVG	PF-D	A	TO	BLK	ST	PTS	AVG
1961-62	16-	---	---	19-40	.475	---	---	19-25	.760	23	1.4	17-	---	---	---	---	57	3.6

Myron Simons Center ▶ 6-6 ▶ 194 ▶ Cincinnati, Ohio (Princeton)

YEAR	GP-GS	MIN	AVG	FG-A	PCT	3P-A	PCT	FT-A	PCT	REB	AVG	PF-D	A	TO	BLK	ST	PTS	AVG
1978-79	22-	---	---	14-37	.378	---	---	11-17	.647	60	2.7	35-0	8	---	---	---	39	1.8
1979-80	27-	---	---	46-113	.407	---	---	42-71	.592	171	6.3	96-6	33	---	---	---	134	4.9
1980-81	25-	---	---	51-125	.408	---	---	39-73	.534	159	6.4	70-7	14	---	---	---	141	5.6
1981-82	25-20	---	---	35-70	.500	---	---	12-35	.343	109	4.4	69-4	34	---	---	---	82	3.3
Totals	99-	---	---	146-345	.423	---	---	104-196	.531	499	5.0	276-16	89	---	---	---	396	4.0

Kevin Sinnett Forward ▶ 6-6 ▶ 225 ▶ Annapolis, Md. (St. John's [DC])

YEAR	GP-GS	MIN	AVG	FG-A	PCT	3P-A	PCT	FT-A	PCT	REB	AVG	PF-D	A	TO	BLK	ST	PTS	AVG
1975-76	24-	---	---	133-260	.512	---	---	100-128	.781	179	7.5	68-4	37	---	---	---	366	15.3
1976-77	24-	---	---	142-281	.505	---	---	101-124	.815	209	8.7	55-1	49	---	---	---	385	16.0
1977-78	25-	---	---	170-307	.554	---	---	113-151	.748	207	8.3	74-2	48	---	---	---	453	18.1
1978-79	25-	---	---	178-337	.528	---	---	127-163	.779	202	8.1	62-2	72	---	---	---	483	19.3
Totals	98-	---	---	623-1185	.526	---	---	441-568	.779	797	8.1	259-9	206	---	---	---	1687	17.2

Steve Skinner

YEAR	GP-GS	MIN	AVG	FG-A	PCT	3P-A	PCT	FT-A	PCT	REB	AVG	PF-D	A	TO	BLK	ST	PTS	AVG
1982-83	2-0	---	---	1-2	.500	0-0	.000	0-1	.000	1	0.5	0-0	1	---	---	---	0	2.0

Reggie Skipworth Guard ▶ 6-1 ▶ 190 ▶ Chattanooga, Tenn. (Briarcliff)

YEAR	GP-GS	MIN	AVG	FG-A	PCT	3P-A	PCT	FT-A	PCT	REB	AVG	PF-D	A	TO	BLK	ST	PTS	AVG
1997-98	7-0	57	8.1	5-12	.417	1-7	.143	1-2	.500	2	0.3	7-0	9	9	0	2	12	1.7
1998-99	27-27	---	---	48-135	.356	14-50	.280	37-56	.661	88	3.3	71-1	85	78	3	34	147	5.4
1999-00	29-29	653	22.5	46-108	.426	20-43	.465	46-63	.730	59	2.0	60-0	66	49	3	25	158	5.4
2000-01	30-13	530	17.7	36-103	.350	8-39	.205	23-41	.561	46	1.5	50-0	53	47	1	28	103	3.4
Totals	93-69	---	---	135-358	.377	43-139	.309	107-162	.680	195	2.1	188-1	213	183	7	89	420	4.5

Matt Sladky Forward ▶ 6-5 ▶ 220 ▶ Wadsworth, Ohio (Wadsworth)

YEAR	GP-GS	MIN	AVG	FG-A	PCT	3P-A	PCT	FT-A	PCT	REB	AVG	PF-D	A	TO	BLK	ST	PTS	AVG
1995-96	24-3	302	12.6	30-73	.411	2-17	.118	10-15	.667	52								

ALL-TIME CAREER STATS

Jack Stumborg Guard ▶ 6-4 ▶ 190 ▶ St. Louis, Mo. (Ritenour)

YEAR	GP-GS	MIN	AVG	FG-A	PCT	3P-A	PCT	FT-A	PCT	REB	AVG	PF-D	A	TO	BLK	ST	PTS	AVG
1975-76	7	---	---	5-7	.714	---	---	0-4	.000	5	0.7	6-0	1	---	---	---	10	1.4
1976-77	16	---	---	39-75	.520	---	---	16-21	.613	40	2.5	13-0	16	---	---	---	94	5.9
1977-78	25	---	---	100-241	.415	---	---	22-26	.846	96	3.8	45-1	54	---	---	---	222	8.9
1978-79	25	---	---	127-260	.488	---	---	50-61	.820	95	3.8	26-0	53	---	---	---	3-4	12.2
Totals	73	---	---	271-583	.465	---	---	88-112	.786	236	3.2	90-1	124	---	---	---	630	8.6

Al Swanson Guard ▶ 6-1 ▶ 180 ▶ West Orange, N.J. (West Orange)

YEAR	GP-GS	MIN	AVG	FG-A	PCT	3P-A	PCT	FT-A	PCT	REB	AVG	PF-D	A	TO	BLK	ST	PTS	AVG
1955-56	18	---	---	51-126	.404	---	---	46-74	.622	91	5.1	39	---	---	---	---	148	8.2
1956-57	18	---	---	75-186	.403	---	---	65-106	.613	110	6.1	46	---	---	---	---	215	11.9
1957-58	18	---	---	85-219	.388	---	---	44-91	.484	77	4.3	45	---	---	---	---	214	11.9
Totals	54	---	---	211-531	.397	---	---	155-271	.572	278	5.1	130	---	---	---	---	577	10.7

Bob Szalay Guard ▶ 6-2 ▶ 170 ▶ Hillsdale, N.J. (Hillsdale)

YEAR	GP-GS	MIN	AVG	FG-A	PCT	3P-A	PCT	FT-A	PCT	REB	AVG	PF-D	A	TO	BLK	ST	PTS	AVG
1965-66	16	---	---	6-15	.400	---	---	8-11	.727	21	1.3	21	---	---	---	---	20	1.2

Adam Teague Forward ▶ 6-8 ▶ 220 ▶ Hickory, N.C. (Fred T. Foard)

YEAR	GP-GS	MIN	AVG	FG-A	PCT	3P-A	PCT	FT-A	PCT	REB	AVG	PF-D	A	TO	BLK	ST	PTS	AVG
2005-06	26-17	432	16.6	40-106	.377	20-59	.339	21-26	.808	68	2.6	58-1	14	36	9	9	121	4.7
2006-07	30-9	679	22.6	76-170	.447	43-117	.368	28-37	.757	89	3.0	82-4	36	36	6	16	223	7.4
2007-08	30-0	660	22.0	70-164	.427	51-131	.389	11-18	.611	125	4.2	61-1	32	37	4	24	202	6.7
Totals	86-26	1771	20.8	186-440	.423	114-307	.371	60-81	.741	282	3.3	201-6	82	109	19	49	546	6.3

Bruce Terwilliger Guard ▶ 6-1 ▶ 175 ▶ Arlington, Va. (Wakefield)

YEAR	GP-GS	MIN	AVG	FG-A	PCT	3P-A	PCT	FT-A	PCT	REB	AVG	PF-D	A	TO	BLK	ST	PTS	AVG
1961-62	2	7	3.5	2-3	.667	---	---	1-2	.500	2	1.0	1	---	---	---	---	5	2.5
1962-63	9	---	---	15-25	.600	---	---	1-5	.200	3	0.3	10	---	---	---	---	31	3.4
1963-64	19	---	---	30-73	.411	---	---	21-34	.618	16	0.8	15	---	---	---	---	81	4.2
Totals	30	---	---	47-101	.465	---	---	23-41	.561	21	0.7	26	---	---	---	---	117	3.9

Ron Terwilliger Guard ▶ 6-2 ▶ 180 ▶ Arlington, Va. (Wakefield)

YEAR	GP-GS	MIN	AVG	FG-A	PCT	3P-A	PCT	FT-A	PCT	REB	AVG	PF-D	A	TO	BLK	ST	PTS	AVG
1960-61	19	---	---	87-187	.465	---	---	35-47	.745	78	4.1	47	---	---	---	---	209	11.0
1961-62	21	---	---	122-293	.416	---	---	57-75	.760	108	5.1	57	---	---	---	---	301	14.3
1962-63	17	---	---	100-244	.409	---	---	57-69	.826	75	4.4	42	---	---	---	---	257	15.1
Totals	57	---	---	309-724	.427	---	---	149-191	.780	261	4.6	146	---	---	---	---	767	13.5

Ben Thomas Guard ▶ 6-1 ▶ 185 ▶ Chicago, Ill. (Bainbridge)

YEAR	GP-GS	MIN	AVG	FG-A	PCT	3P-A	PCT	FT-A	PCT	REB	AVG	PF-D	A	TO	BLK	ST	PTS	AVG
1962-63	4	30	7.5	4-10	.400	---	---	5-7	.714	2	0.5	6-0	---	---	---	---	13	3.3

Ben Thompson Center ▶ 6-4 ▶ 200 ▶ Fremont, Neb. (Fremont)

YEAR	GP-GS	MIN	AVG	FG-A	PCT	3P-A	PCT	FT-A	PCT	REB	AVG	PF-D	A	TO	BLK	ST	PTS	AVG
1953-54	10	72	7.2	3-9	.333	---	---	10-15	.667	16	1.6	10	---	---	---	---	16	1.6
1954-55	13	---	---	6-11	.545	---	---	2-8	.250	27	2.1	12	---	---	---	---	14	1.1
1955-56	10	---	---	6-23	.261	---	---	1-5	.200	26	2.6	6	---	---	---	---	13	1.3
Totals	33	---	---	15-43	.349	---	---	13-28	.464	69	2.1	28	---	---	---	---	43	1.3

John Tolmie Forward ▶ 6-3 ▶ 185 ▶ Rockland, Mass. (Rockland / Bullis Prep)

YEAR	GP-GS	MIN	AVG	FG-A	PCT	3P-A	PCT	FT-A	PCT	REB	AVG	PF-D	A	TO	BLK	ST	PTS	AVG
1966-67	18	---	---	126-287	.439	---	---	63-75	.840	105	5.8	48	---	---	---	---	315	17.5
1967-68	20	---	---	177-365	.485	---	---	107-126	.849	101	5.1	40-2	---	---	---	---	461	23.0
1968-69	21	---	---	168-350	.480	---	---	128-147	.871	120	5.7	61-2	---	---	---	---	464	22.1
Totals	59	---	---	471-1002	.470	---	---	298-348	.866	326	5.5	148-4	---	---	---	---	1240	21.0

T.J. Topercer Forward ▶ 6-7 ▶ 226 ▶ Scottsdale, Ariz. (St. Mary's / New Hampton Prep [N.H.])

YEAR	GP-GS	MIN	AVG	FG-A	PCT	3P-A	PCT	FT-A	PCT	REB	AVG	PF-D	A	TO	BLK	ST	PTS	AVG
2006-07	30-10	425	14.2	34-91	.374	18-44	.409	23-29	.793	47	1.6	61-2	18	30	7	8	109	3.6
2007-08	16-0	136	8.5	6-14	.429	1-6	.167	3-9	.333	23	1.4	22-0	4	7	0	7	16	1.0
Totals	46-16	561	12.2	40-105	.381	19-50	.380	26-38	.684	70	1.5	83-2	22	37	7	15	125	2.7

Randy Torgrimson Guard ▶ 6-0 ▶ 175 ▶ West Fargo, N.D. (West Fargo)

YEAR	GP-GS	MIN	AVG	FG-A	PCT	3P-A	PCT	FT-A	PCT	REB	AVG	PF-D	A	TO	BLK	ST	PTS	AVG
1993-94	26-5	418	16.1	43-109	.395	29-76	.382	45-55	.818	46	1.8	28-0	49	52	0	30	160	6.2
1994-95	21-8	237	11.3	34-75	.453	28-61	.459	17-26	.654	24	1.1	13-0	20	19	0	6	113	5.4
Totals	47-13	655	13.9	77-184	.418	57-137	.416	62-81	.756	70	1.5	41-0	69	71	0	38	273	5.8

Ryan Torgrimson Guard ▶ 6-0 ▶ 185 ▶ West Fargo, N.D. (West Fargo)

YEAR	GP-GS	MIN	AVG	FG-A	PCT	3P-A	PCT	FT-A	PCT	REB	AVG	PF-D	A	TO	BLK	ST	PTS	AVG
1992-93	26-8	339	13.0	12-35	.343	8-24	.333	6-14	.429	31	1.2	51-1	44	39	0	16	38	1.5
1993-94	17-0	92	5.4	4-8	.500	2-5	.400	13-18	.722	13	0.8	12-0	11	7	0	0	23	1.4
1994-95	18-3	118	6.6	7-26	.269	4-17	.235	13-15	.867	11	0.6	24-0	15	10	0	1	31	1.7
Totals	61-11	549	9.0	23-69	.333	14-46	.304	32-47	.681	55	0.9	87-1	70	56	0	17	92	1.5

Jeremy Toton Forward ▶ 6-6 ▶ 205 ▶ Evansville, Ind. (North Posey)

YEAR	GP-GS	MIN	AVG	FG-A	PCT	3P-A	PCT	FT-A	PCT	REB	AVG	PF-D	A	TO	BLK	ST	PTS	AVG
1997-98	16-0	93	5.8	10-27	.370	4-12	.333	3-10	.300	16	1.0	8-0	14	13	1	8	27	1.7
1998-99	16-0	---	---	4-16	.250	0-5	.000	2-9	.222	15	0.9	10-0	7	13	1	0	10	0.6
1999-00	18-1	214	11.9	16-36	.444	0-1	.000	21-29	.724	30	1.7	31-0	27	21	2	23	53	2.9
Totals	50-1	---	---	30-79	.380	4-18	.222	28-48	.542	61	1.2	49-0	48	47	4	31	90	1.8

Dave Tremaine Guard ▶ 5-11 ▶ 175 ▶ Evanston, Ill. (Evanston)

YEAR	GP-GS	MIN	AVG	FG-A	PCT	3P-A	PCT	FT-A	PCT	REB	AVG	PF-D	A	TO	BLK	ST	PTS	AVG
1959-60	22	---	---	89-212	.420	---	---	46-74	.623	61	2.8	62	---	---	---	---	224	10.2
1960-61	19	---	---	104-253	.412	---	---	65-92	.706	63	3.3	69	---	---	---	---	272	14.4
1961-62	21	---	---	112-294	.382	---	---	72-110	.655	88	4.2	71	---	---	---	---	296	14.1
Totals	<																	

ALL-TIME CAREER STATS

11 NCAA TOURNAMENTS ▶ 8 PATRIOT LEAGUE CHAMPIONSHIPS ▶ 13 ALL-AMERICA SELECTIONS ▶ 17 ALL-PATRIOT LEAGUE HONORS ▶ 16 ALL-ROOKIE TEAM SELECTIONS

Calvin White Forward ▶ 6-7 ▶ 236 ▶ Thornton, Colo. (Bloomington South [Ind.])

YEAR	GP-GS	MIN	AVG	FG-A	PCT	3P-A	PCT	FT-A	PCT	REB	AVG	PF-D	A	TO	BLK	ST	PTS	AVG
2003-04	9-1	84	9.3	6-19	.316	0-7	.000	5-9	.556	10	1.1	6-0	1	6	1	2	17	1.9
2004-05	1-0	6	6.0	0-0	.000	0-0	.000	0-0	.000	0	0.0	0-0	0	1	0	0	0	0.0
2005-06	11-0	21	1.9	1-2	.500	0-0	.000	1-4	.250	5	0.5	0-0	1	0	3	3	3	0.3
2006-07	15-1	61	4.1	0-0	.000	0-0	.000	2-4	.500	4	0.3	9-0	0	10	1	1	2	0.1
Totals	36-2	172	4.8	7-21	.333	0-7	.000	8-17	0.5	19	0.5	15-0	1	18	2	6	22	0.6

Thomas White Guard ▶ 5-10 ▶ 155 ▶ Sea Girt, N.J. (St. Benedict's)

YEAR	GP-GS	MIN	AVG	FG-A	PCT	3P-A	PCT	FT-A	PCT	REB	AVG	PF-D	A	TO	BLK	ST	PTS	AVG
1958-59	7-	28	4.0	5-9	.556	---	---	5-6	.833	0	0.0	2-0	---	---	---	---	15	2.1
1959-60	9-	---	---	5-7	.714	---	---	7-14	.500	5	0.6	1-	---	---	---	---	17	1.8
1960-61	16-	---	---	19-62	.306	---	---	21-30	.700	25	1.6	22-	---	---	---	---	59	3.7
Totals	32-	---	---	29-78	.372	---	---	33-50	.660	30	0.9	25-	---	---	---	---	91	2.8

Jim Whitesides Forward ▶ 6-7 ▶ 203 ▶ Cincinnati, Ohio (Turpin)

YEAR	GP-GS	MIN	AVG	FG-A	PCT	3P-A	PCT	FT-A	PCT	REB	AVG	PF-D	A	TO	BLK	ST	PTS	AVG
1979-80	5-	---	---	4-8	.500	---	---	2-4	.500	5	1.0	4-0	1	---	---	---	10	2.0
1980-81	25-	---	---	28-87	.322	---	---	21-28	.750	60	2.4	36-0	7	---	---	---	77	3.1
Totals	30-	---	---	32-95	.337	---	---	23-32	.719	65	2.2	40-0	8	---	---	---	87	2.9

Roy Wiegand Forward ▶ 6-5 ▶ 2-5 ▶ Louisville, Ky. (Atherton)

YEAR	GP-GS	MIN	AVG	FG-A	PCT	3P-A	PCT	FT-A	PCT	REB	AVG	PF-D	A	TO	BLK	ST	PTS	AVG
1970-71	24-	---	---	38-92	.413	---	---	43-62	.694	66	2.8	69-2	---	---	---	---	119	4.9
1971-72	23-	---	---	41-106	.387	---	---	58-83	.699	84	3.7	73-4	---	---	---	---	140	6.0
1972-73	17-	---	---	17-38	.447	---	---	8-15	.533	24	1.4	23-0	5	---	---	---	42	2.4
Totals	64-	---	---	96-236	.407	---	---	109-160	.681	174	2.7	165-6	5	---	---	---	301	4.7

Larry Wigley Guard ▶ 6-1 ▶ 180 ▶ Camden, N.J. (Woodrow Wilson)

YEAR	GP-GS	MIN	AVG	FG-A	PCT	3P-A	PCT	FT-A	PCT	REB	AVG	PF-D	A	TO	BLK	ST	PTS	AVG
1951-52	23-	532	23.1	39-124	.304	---	---	32-59	.544	162	7.0	46-	---	---	---	---	110	4.8
1952-53	16-	222	13.9	15-44	.341	---	---	13-16	.813	53	3.3	19-	---	---	---	---	43	2.7
1953-54	26-	804	30.9	50-162	.309	---	---	101-126	.802	242	9.3	68-	---	---	---	---	201	7.7
1954-55	20-	---	---	58-149	.389	---	---	93-117	.794	245	12.3	61-	---	---	---	---	209	10.4
Totals	85-	---	---	162-479	.338	---	---	239-318	.762	702	8.3	194-	46	---	---	---	563	5.7

Barry Wilbur Forward ▶ 6-6 ▶ 195 ▶ San Pedro, Calif. (Righetti)

YEAR	GP-GS	MIN	AVG	FG-A	PCT	3P-A	PCT	FT-A	PCT	REB	AVG	PF-D	A	TO	BLK	ST	PTS	AVG
1974-75	22-	---	---	43-100	.430	---	---	9-13	.692	53	2.4	35-1	---	---	---	---	95	4.3
1975-76	24-	---	---	79-192	.406	---	---	26-38	.684	109	4.5	68-2	28	---	---	---	182	7.6
1976-77	24-	---	---	53-117	.453	---	---	19-29	.655	79	3.3	53-3	24	---	---	---	125	5.2
Totals	70-	---	---	174-409	.425	---	---	54-60	.675	241	3.4	156-6	56	---	---	---	402	5.7

Rick Wilder Guard ▶ 6-2 ▶ 165 ▶ Baltimore, Md. (Calvert Hall)

YEAR	GP-GS	MIN	AVG	FG-A	PCT	3P-A	PCT	FT-A	PCT	REB	AVG	PF-D	A	TO	BLK	ST	PTS	AVG
1976-77	16-	---	---	9-17	.529	---	---	7-11	.636	8	0.5	10-0	4	---	---	---	25	1.6

Chris Williams Forward ▶ 6-5 ▶ 205 ▶ Savannah, Ga. (Benedictine Military)

YEAR	GP-GS	MIN	AVG	FG-A	PCT	3P-A	PCT	FT-A	PCT	REB	AVG	PF-D	A	TO	BLK	ST	PTS	AVG
1997-98	25-0	343	13.7	52-106	.491	1-10	.100	45-75	.600	69	2.8	51-1	19	43	4	31	150	6.0
1998-99	26-26	593	22.8	134-278	.482	22-54	.407	67-101	.632	113	4.3	49-0	40	80	9	51	357	13.7
1999-00	29-28	776	26.8	146-330	.389	17-60	.283	126-177	.712	178	6.1	60-0	53	89	20	56	435	15.0
2000-01	31-30	944	30.5	188-409	.460	19-72	.264	159-219	.726	192	6.2	86-1	76	120	13	71	554	17.9
Totals	111-84	2856	25.7	620-1123	.463	59-196	.301	397-572	.694	562	5.0	246-2	188	293	46	209	1406	13.5

John Williams Guard ▶ 6-5 ▶ 213 ▶ Annapolis, Md. (St. Mary's)

YEAR	GP-GS	MIN	AVG	FG-A	PCT	3P-A	PCT	FT-A	PCT	REB	AVG	PF-D	A	TO	BLK	ST	PTS	AVG
1997-98	21-0	149	7.1	11-31	.355	3-11	.273	3-6	.500	12	0.6	10-0	4	16	1	8	28	1.3
1998-99	26-0	---	---	40-95	.421	11-31	.355	24-38	.632	47	1.8	28-1	32	39	5	20	115	4.4
1999-00	29-22	644	22.2	70-180	.389	20-62	.323	35-54	.648	98	3.4	47-0	41	64	3	39	195	6.7
2000-01	31-29	629	20.3	56-143	.392	23-69	.333	31-41	.756	85	2.7	60-1	34	57	5	27	166	5.4
Totals	107-51	---	---	177-449	.394	57-173	.329	93-139	.669	242	2.3	154-2	111	176	14	94	504	4.7

Josh Williams Center ▶ 6-11 ▶ 221 ▶ Northville, Mich. (Northville)

YEAR	GP-GS	MIN	AVG	FG-A	PCT	3P-A	PCT	FT-A	PCT	REB	AVG	PF-D	A	TO	BLK	ST	PTS	AVG
1995-96	20-0	233	11.7	26-54	.481	0-0	.000	13-40	.467	63	3.2	38-1	4	17	16	6	66	3.3
1996-97	26-7	245	9.4	32-71	.451	0-0	.000	16-37	.432	76	2.9	51-0	8	28	18	3	80	3.1
1997-98	25-20	385	19.3	55-120	.458	0-0	.000	41-69	.594	100	4.0	53-0	11	18	30	13	151	6.0
1998-99	25-22	---	---	86-154	.558	0-0	.000	58-95	.611	148	5.9	67-2	16	49	44	25	230	9.2
Totals	96-49	---	---	189-399	.489	0-0	.000	129-231	.558	367	4.0	209-3	39	112	108	47	527	5.5

Barry Willis Center ▶ 6-6 ▶ 225 ▶ Florence, Ala. (Coffee / Marion Institute)

YEAR	GP-GS	MIN	AVG	FG-A	PCT	3P-A	PCT	FT-A	PCT	REB	AVG	PF-D	A	TO	BLK	ST	PTS	AVG
1965-66	10-	29	2.9	3-6	.500	---	---	3-9	.333	10	1.0	7-0	---	---	---	---	9	0.9
1966-67	10-	---	---	6-11	.545	---	---	3-6	.500	16	1.6	15-0	---	---	---	---	15	1.5
Totals	20-	---	---	9-17	.529	---	---	6-15	.400	26	1.3	22-0	---	---	---	---	24	1.2

Bob Wilson Forward ▶ 6-3 ▶ 185 ▶ Warren, Pa. (Warren)

YEAR	GP-GS	MIN	AVG	FG-A	PCT	3P-A	PCT	FT-A	PCT	REB	AVG	PF-D	A	TO	BLK	ST	PTS	AVG
1955-56	10-	---	---	10-19	.526	---	---	1-3	.333	14	1.4	7-0	---	---	---	---	21	2.1
1956-57	7-	---	---	0-5	.000	---	---	3-4	.750	4	0.6	6-0	---	---	---	---	3	0.4
Totals	17-	---	---	10-24	.417	---	---	4-7	.571	18	1.1	13-	---	---	---	---	24	1.4

Jeremy Wilson Center ▶ 6-10 ▶ 225 ▶ Helotes, Texas (O'Connor)

YEAR	GP-GS	MIN	AVG	FG-A	PCT	3P-A	PCT	FT-A	PCT	REB	AVG	PF-D	A	TO	BLK	ST	PTS	AVG
2007-08	9-1	16	1.8	0-0	.000	0-0	.000	2-2	1.000	3	0.3	1-0	0	1	0	0	2	0.2

Mike Windlan Guard ▶ 6-2 ▶ 190 ▶ Brookeville, Md. (Good Counsel)

YEAR	GP-GS	MIN	AVG	FG-A	PCT	3P-A</
------	-------	-----	-----	------	-----	--------

A TRADITION OF EXCELLENCE

By Bob Socci, Navy Radio Network

In the 100-plus years since it was first played by a group of Midshipmen gathered at the Annapolis Armory for what amounted to a 'pick-up' game in December 1906, basketball at the Naval Academy has provided a stage for some of the sport's best coaches, greatest players and most engaging stories.

Reflecting the evolution of the game at large – from the set shots of those wearing satin shorts in tiny gymnasiums to the present-day slam dunks that electrify sold-out arenas – Navy has spent the last century enriching a tradition of excellence.

When Street & Smith's published a special-edition magazine in 2005 to commemorate the 100 greatest college basketball programs of all-time, the Mids were ranked 87th overall.

No other service academy appeared in those rankings, assembled from a list of more than 350 Division I members. Meanwhile, the only other current Patriot League program to crack the top 100 was Holy Cross.

Today, as they enter their second century of tradition, the Midshipmen have reached such a proud point from the humble beginnings of a 2-2 finish to their first intercollegiate campaign in 1907-08.

In the decades since, Navy has won championships in three separate conferences, advanced to the NCAA and NIT Tournaments a dozen times and featured 10 different players named All-America.

First among them was Harry Hill, who was honored in 1911 after leading the Mids to a 10-1 record. Within the next 11 years, three others achieved All-America status, including Laurence Wild (1913), Lance Farwell (1919) and Ira McKee (1922 and '23).

But those standouts enjoyed individual success during a period of very little continuity at the top of the Navy program. Into the mid-1920s, the Mids were guided by a succession of coaches, changing seemingly on an annual basis.

Until 1926, when a football assistant named John Wilson became the team's 11th basketball coach in the last 20 seasons. It would be another 20 years, though, before Navy needed to hire another.

The Mids went 204-94 under Wilson, whose brightest star was Elliott Loughlin. Doubling as both tennis captain and basketball All-America in 1933, Loughlin was awarded the Academy's prestigious Thompson Trophy.

Years later, Loughlin would return to Annapolis as director of athletics in 1954. In the interim, Wilson's retirement ceded the Mids' basketball program to a legend in the making, Ben Carnevale.

Carnevale spent two seasons coaching North Carolina to a pair of Southern Conference titles and an appearance in the 1946 NCAA championship game, before relocating to

Navy and transforming the Mids into a national power.

In 1947, they went 16-1 and were rewarded with Navy's first NCAA Tournament bid, earning Carnevale recognition as the National Coach of the Year.

During the next 19 seasons, Carnevale led the Mids into the postseason five more times – including four NCAA appearances and a berth in the NIT – compiling an overall record of 257-160 (.616) as the most successful coach in Academy history. As such, he helped develop some of Navy's most accomplished players of all-time – most notably the All-America duo of Don Lange and John Clune.

"With those two players, I could go into a game and know we had 44 points before we started," Carnevale said.

Actually, in 1953-54 it was more like 48 points – considering that Clune averaged 24.4 points while Lange added 23.6 points per game. Lange also posted the two highest rebound averages by a Midshipman, including 17.8 per game in 1952-53 and 13.0 an outing in 1953-54, when he and Clune led Navy back to the NCAA Tournament.

In the opening round, Clune scored 42 points to propel the Mids past Connecticut, 85-80. Then Ken McCally hit a last-second shot to beat Cornell, 69-67, and put Navy in the East

Regional final, where it fell to LaSalle and star Tom Gola.

The Mids marked their return to the postseason in 1959 with a stunning 73-63 victory over a North Carolina team that – under Carnevale's former assistant Frank McGuire – had been ranked No. 1 during the regular campaign. But three days later, Navy's championship dream was denied by Boston University.

Still, the Mids revisited the NCAA tourney in 1960, only to succumb to West Virginia and its all-everything guard Jerry West, 94-86. It proved to be Navy's final postseason appearance under Carnevale, who resigned in 1966 to become athletic director at his alma mater, New York University.

In doing so, he entrusted the program to assistant Dave Smalley, who'd been a standout under Carnevale in the mid-1950s as the first two-time Navy basketball captain as well as a two-time team MVP.

Smalley remained in the role for 10 years, coaching the likes of John Tolmie, who scored nearly 21 points per game from 1966-69. He also recruited the tandem of Hank Kuzma and Kevin Sinnett, who each compiled more than 1,300 points and 700 rebounds in the late 70s.

With the onset of the eighties, arrival of a new coach and emergence of one of the all-time greats, Navy soon authored what remains one of the most compelling chapters in college basketball history.

The coach was Paul Evans, who soon after coming to Navy in 1980 persuaded local product Vernon Butler to

commit to the Academy. A year later, he and his staff discovered a kid from Northern Virginia who'd show up as a skinny, 6-foot-7 plebe named David Robinson.

While Butler and his classmate Kylor Whitaker were cornerstones in Evans' effort to build Navy into a consistent winner, it was Robinson and guard Doug Wojcik who followed them to help make the Mids the national darlings they were bound to become.

No service academy had ever enjoyed back-to-back 20-win campaigns before Navy reeled off four in a row en route to an amazing 106-25 (.809) record from 1983-87.

In that time, Butler set the Mids' career scoring (1,952 points) and rebounding (1,115) records, only to be surpassed by Robinson. Having grown six inches between plebe summer and graduation, Robinson ended his career with 2,669 points and 1,314 rebounds counted among his 33 Academy records.

Together, they led Navy into the 1985 NCAA Tournament, upsetting LSU in the opener before falling narrowly to Maryland in the second round.

Upon returning to the tourney in 1986, the Mids weren't eliminated until they achieved the improbable – beating Tulsa, Syracuse on its home floor and Cleveland State to advance to the 'Elite Eight'. Separating them from the Final Four was a loss to No. 1 Duke.

Nonetheless, at 30-5, the Mids experienced the most exhilarating postseason ride in service-academy history.

After Butler, Whitaker and their combined 3,000-plus career points graduated and Evans left for the University of Pittsburgh, Robinson returned to earn consensus National Player-of-the-Year honors for coach Pete Herrmann in 1986-87.

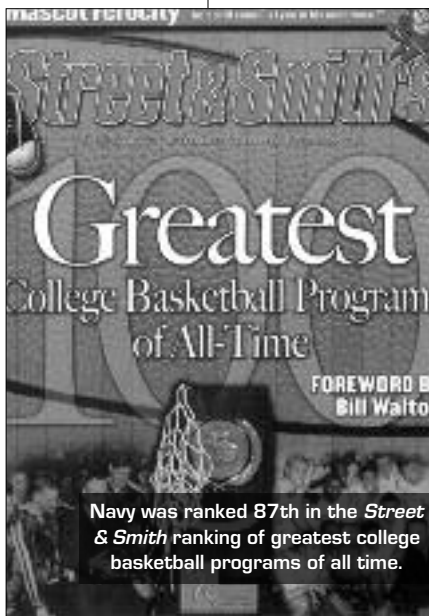
And though on the short end of an opening-round encounter with Michigan, Robinson delivered one the most remarkable individual performances in NCAA Tournament annals. In his final collegiate game, he dumped in 50 points with 13 rebounds and two blocks in a 97-82 loss to the Wolverines. The 50 points remains the sixth-best scoring total in NCAA Tournament history. In the regular season against Kentucky, Robinson had 45 points, 14 rebounds and 10 blocked shots before 24,000 fans at historic Rupp Arena in Lexington, Ky., giving him two 40-point games during his senior season.

In 1991-92 Navy joined the recently-formed Patriot League, while mired in the midst of four straight 20-loss seasons. But by 1994 – in only their second year under Don DeVoe – the Mids were once again consumed by March Madness, meeting Missouri in the first round.

In all, DeVoe took Navy to the tourney three times – most recently in 1997 and '98 – amassed a .533 winning percentage (184-161) and was a three-time Patriot League Coach of the Year in his 12 years on 'The Yard'.

His successor was appointed in March 2004, when a then 32-year old Billy Lange was introduced as one of the nation's youngest coaches, and as the caretaker of one its oldest and proudest basketball programs.

Since Lange's arrival on the Yard in 2004, he has helped restore the tradition of Navy basketball, increasing its win total in each of the four seasons and putting the program back in position to compete for Patriot League titles and NCAA Tournament berths.



OUTLOOK

MIDSHIPMEN

COACHING STAFF

OPPONENTS

YEAR IN REVIEW

RECORD BOOK

HISTORY

NAVAL ACADEMY

MEDIA INFO

1,000-POINT CLUB

11 NCAA TOURNAMENTS ▶ 8 PATRIOT LEAGUE CHAMPIONSHIPS ▶ 13 ALL-AMERICA SELECTIONS ▶ 17 ALL-PATRIOT LEAGUE HONORS ▶ 16 ALL-ROOKIE TEAM SELECTIONS



1. David Robinson (2,669)

Year	GP	FG	FT	Pts.	Avg.
1984	28	86	42	214	7.6
1985	32	302	152	756	23.6
1986	35	294	208	796	22.7
1987	32	350	202	903	28.2
Tot.	127	1032	604	2669	21.0

▶ Includes one three-point field goal.



8. Rob Romaine (1,394)

Year	GP	FG	FT	Pts.	Avg.
1981	24	78	94	250	10.4
1982	25	121	130	372	14.9
1983	28	112	110	335	12.0
1984	32	140	157	437	13.7
Tot.	109	451	491	1394	12.8

▶ Includes one three-point field goal.



15. Erik Harris (1,239)

Year	GP	FG	FT	Pts.	Avg.
1988	27	35	27	116	4.3
1989	28	68	37	195	7.0
1990	27	116	90	348	12.9
1991	29	187	150	580	20.0
Tot.	111	406	304	1239	11.2

▶ Includes 123 three-point field goals.



2. Vernon Butler (1,952)

Year	GP	FG	FT	Pts.	Avg.
1983	29	107	122	336	11.6
1984	32	175	119	469	14.7
1985	32	209	172	590	18.4
1986	34	201	155	557	16.4
Tot.	127	692	567	1952	15.4



9. Dave Brooks (1,389)

Year	GP	FG	FT	Pts.	Avg.
1980	27	141	43	325	12.0
1981	24	112	36	260	10.8
1982	25	136	40	312	12.5
1983	29	219	46	492	17.0
Tot.	105	608	165	1389	13.2

▶ Includes eight three-point field goals.



16. Cliff Rees (1,189)

Year	GP	FG	FT	Pts.	Avg.
1985	32	112	57	281	8.8
1986	35	62	53	177	5.1
1987	31	127	55	341	11.0
1988	28	135	87	390	13.9
Tot.	126	436	252	1189	9.4

▶ Includes 65 three-point field goals.



3. Greg Sprink (1,785)

Year	GP	FG	FT	Pts.	Avg.
2005	24	65	45	209	8.7
2006	28	130	95	416	14.9
2007	30	157	127	507	16.9
2008	30	189	199	653	21.8
Tot.	112	541	466	1785	15.9

▶ Includes 237 three-point field goals.



10. Hank Kuzma (1,388)

Year	GP	FG	FT	Pts.	Avg.
1975	24	109	41	259	10.8
1976	24	147	47	341	14.2
1977	24	141	63	345	14.4
1978	25	176	91	443	17.7
Tot.	97	573	242	1388	14.3



17. Jack Conrad (1,088)

Year	GP	FG	FT	Pts.	Avg.
1969	21	91	57	239	11.4
1970	23	170	108	448	19.4
1971	24	149	103	401	16.7
Tot.	68	410	268	1088	16.0



4. Kevin Sinnett (1,687)

Year	GP	FG	FT	Pts.	Avg.
1976	24	133	100	366	15.3
1977	24	142	101	385	16.0
1978	25	170	113	453	18.1
1979	25	178	127	483	19.3
Tot.	98	623	441	1687	17.2



11. Eddie Reddick (1,366)

Year	GP	FG	FT	Pts.	Avg.
1988	28	79	52	211	7.5
1989	26	151	90	392	15.1
1990	28	131	95	357	12.8
1991	29	142	119	406	14.0
Tot.	111	503	356	1366	12.3

▶ Includes four three-point field goals.

1,000-Point Dates

John Clune vs. Yale	Dec. 12, 1953
Don Lange vs. Princeton	Jan. 4, 1954
John Tolmie vs. Washington & Lee	Jan. 15, 1969
Jack Conrad vs. George Washington	Feb. 3, 1971
Hank Kuzma vs. Penn	Dec. 3, 1977
Kevin Sinnett vs. St. Francis (Pa.)	Jan. 14, 1978
Dave Brooks vs. Harvard	Dec. 11, 1982
Rob Romaine vs. California State (Pa.)	Nov. 28, 1983
Vernon Butler vs. Lafayette	Jan. 16, 1985
David Robinson vs. Westminster	Nov. 26, 1985
Kylor Whitaker vs. Lafayette	Jan. 15, 1986
Cliff Rees vs. UMBC	Jan. 25, 1988
Eddie Reddick vs. Cleveland State	Dec. 1, 1990
Erik Harris vs. Delaware	Jan. 28, 1991
Michael Heary vs. Holy Cross	Jan. 29, 1997
Chris Williams vs. Coast Guard	Nov. 27, 2000
Greg Sprink vs. Bucknell	Feb. 2, 2007



5. Michael Heary (1,590)

Year	GP	FG	FT	Pts.	Avg.
1995	28	113	105	382	13.6
1996	27	99	52	298	11.0
1997	28	152	135	501	17.9
1998	30	122	125	409	13.6
Tot.	113	486	417	1590	14.1

▶ Includes 201 three-point field goals.



12. Don Lange (1,344)

Year	GP	FG	FT	Pts.	Avg.
1952	22	137	61	335	15.2
1953	21	175	117	467	22.2
1954	23	212	118	542	23.6
Tot.	66	524	296	1344	20.4



6. John Clune (1,561)

Year	GP	FG	FT	Pts.	Avg.
1952	23	191	105	487	21.2
1953	21	171	98	440	21.0
1954	26	231	172	634	24.4
Tot.	70	593	375	1561	22.3



13. Kylor Whitaker (1,273)

Year	GP	FG	FT	Pts.	Avg.
1983	25	26	10	62	2.5
1984	32	119	83	321	10.0
1985	32	166	103	435	13.6
1986	35	205	45	455	13.0
Tot.	124	516	241	1273	10.3



7. Chris Williams (1,496)

Year	GP	FG	FT	Pts.	Avg.
1998	25	52	45	150	6.0
1999	26	134	67	357	13.7
2000	29	146	126	435	15.0
2001	31	188	159	554	17.9
Tot.	111	520	397	1496	13.5

▶ Includes 59 three-point field goals.



14. John Tolmie (1,240)

Year	GP	FG	FT	Pts.	Avg.
1967	18	126	63	315	17.5
1968	20	177	107	461	23.0
1969	21	168	128	464	22.1
Tot.	59	471	298	1240	21.0

Progression of Navy's Scoring Record

1,561 points by John Clune	1952-54
1,687 points by Kevin Sinnett	1976-79
1,952 points by Vernon Butler	1983-86
2,669 points by David Robinson	1984-87

Next On The Chart

Kaleo Kina	987 points
Adam Teague	546 points
Chris Harris	540 points

600-REBOUND / 400-ASSIST CLUB

600-Rebound Club



1. David Robinson (1,314)

Year	GP	Reb.	Avg.
1984	28	111	4.0
1985	32	370	11.6
1986	35	455	13.0
1987	32	378	11.8
Tot.	127	1,314	10.3



2. Vernon Butler (1,115)

Year	GP	Reb.	Avg.
1983	29	296	10.2
1984	32	277	8.7
1985	32	292	9.1
1986	34	250	7.4
Tot.	127	1,115	8.8



3. Eddie Reddick (875)

Year	GP	Reb.	Avg.
1988	28	191	6.8
1989	26	209	8.0
1990	28	229	8.2
1991	29	246	8.5
Tot.	111	875	7.9



4. Kevin Sinnett (797)

Year	GP	Reb.	Avg.
1976	24	179	7.5
1977	24	209	8.7
1978	25	207	8.3
1979	25	202	8.1
Tot.	98	797	8.1



5. Don Lange (785)

Year	GP	Reb.	Avg.
1952	22	111	5.0
1953	21	374	17.8
1954	23	300	13.0
Tot.	66	785	11.9



6. Hank Kuzma (749)

Year	GP	Reb.	Avg.
1975	24	174	7.3
1976	24	189	7.9
1977	24	182	7.6
1978	25	204	8.2
Tot.	97	749	7.7



7. Larry Wigley (702)

Year	GP	Reb.	Avg.
1952	23	162	7.0
1953	16	53	3.3
1954	26	242	9.3
1955	20	245	12.3
Tot.	85	702	8.3



8. Richard Brown (645)

Year	GP	Reb.	Avg.
1958	20	208	10.4
1959	24	214	8.9
1960	22	223	10.1
Tot.	66	645	9.8



9. Hassan Booker (628)

Year	GP	Reb.	Avg.
1995	20	54	2.7
1996	22	92	4.2
1997	29	247	8.5
1998	30	235	7.8
Tot.	101	628	6.2



Hank Kuzma is in the top 10 in both career points (10th) and rebounds (6th).

400-Assist Club



1. Doug Wojcik (714)

Year	GP	Ast.	Avg.
1985	32	229	7.2
1986	35	251	7.2
1987	32	234	7.3
Tot.	99	714	7.2



2. Brian Walker (531)

Year	GP	Ast.	Avg.
1994	26	90	3.5
1995	29	169	5.8
1996	27	125	4.6
1997	29	147	5.1
Tot.	111	531	4.8



3. Rob Romaine (513)

Year	GP	Ast.	Avg.
1981	24	74	3.1
1982	25	110	4.4
1983	28	189	6.8
1984	32	140	4.4
Tot.	109	513	4.7



4. Erik Harris (472)

Year	GP	Ast.	Avg.
1988	27	59	2.2
1989	28	93	3.3
1990	27	140	5.2
1991	29	180	6.2
Tot.	111	472	4.3



5. Mickey Hampton (421)

Year	GP	Ast.	Avg.
1973	25	120	4.8
1974	22	153	7.0
1975	24	148	6.2
Tot.	71	421	5.9

OUTLOOK

MIDSHIPMEN

COACHING STAFF

OPPONENTS

YEAR IN REVIEW

RECORD BOOK

HISTORY

NAVAL ACADEMY

MEDIA INFO

YEAR-BY-YEAR RECORDS

11 NCAA TOURNAMENTS ▶ 8 PATRIOT LEAGUE CHAMPIONSHIPS ▶ 13 ALL-AMERICA SELECTIONS ▶ 17 ALL-PATRIOT LEAGUE HONORS ▶ 16 ALL-ROOKIE TEAM SELECTIONS

	OVERALL			CONFERENCE				HOME	AWAY	NEUTRAL	POSTSEASON	HEAD COACH
	W	L	PCT.	W	L	PCT.	FINISH					
1908	2	2	.500	---	---	---	---	2-2	---	---		J. Finneman
1909	8	3	.727	---	---	---	---	8-3	---	---		Billy Lush
1910	10	1	.909	---	---	---	---	10-1	---	---		Billy Lush
1911	10	1	.909	---	---	---	---	10-1	---	---		Bernard Wills
1912	7	1	.875	---	---	---	---	7-1	---	---		George Jacobs
1913	9	0	1.000	---	---	---	---	9-0	---	---		Louis Wenzell
1914	10	0	1.000	---	---	---	---	10-0	---	---		Laurence Wild
1915	9	2	.818	---	---	---	---	9-2	---	---		Albert Cohen
1916	12	2	.857	---	---	---	---	12-2	---	---		Coach Colliflower
1917	11	0	1.000	---	---	---	---	11-0	---	---		Coach Colliflower
1918	14	2	.875	---	---	---	---	14-2	---	---		Coach Colliflower
1919	16	0	1.000	---	---	---	---	16-0	---	---		Billy Lush
1920	14	3	.824	---	---	---	---	14-3	---	---		Billy Lush
1921	18	1	.947	---	---	---	---	18-1	---	---		Billy Lush
1922	16	3	.842	---	---	---	---	16-1	0-2	---		Billy Lush
1923	14	4	.778	---	---	---	---	14-3	0-1	---		James Allen
1924	15	3	.833	---	---	---	---	14-1	1-2	---		James Allen
1925	18	5	.783	---	---	---	---	15-4	3-1	---		James Allen
1926	12	5	.706	---	---	---	---	11-4	1-1	---		Herb Underwood
1927	15	2	.882	---	---	---	---	15-1	0-1	---		John Wilson
1928	13	5	.722	---	---	---	---	12-4	1-1	---		John Wilson
1929	8	8	.500	---	---	---	---	8-6	0-2	---		John Wilson
1930	10	6	.625	---	---	---	---	10-4	0-2	---		John Wilson
1931	14	3	.824	---	---	---	---	13-2	1-1	---		John Wilson
1932	13	3	.812	---	---	---	---	12-2	1-1	---		John Wilson
1933	14	2	.875	---	---	---	---	13-1	1-1	---		John Wilson
1934	11	2	.846	---	---	---	---	9-2	2-0	---		John Wilson
1935	13	3	.812	---	---	---	---	10-3	3-0	---		John Wilson
1936	7	7	.500	---	---	---	---	7-5	0-2	---		John Wilson
1937	9	5	.643	---	---	---	---	9-4	0-1	---		John Wilson
1938	11	3	.786	---	---	---	---	11-1	0-2	---		John Wilson
1939	8	6	.571	---	---	---	---	8-5	0-1	---		John Wilson
1940	3	11	.214	---	---	---	---	2-10	1-1	---		John Wilson
1941	9	5	.643	---	---	---	---	9-4	0-1	---		John Wilson
1942	8	6	.571	---	---	---	---	8-5	0-1	---		John Wilson
1943	6	8	.429	---	---	---	---	6-7	0-1	---		John Wilson
1944	10	4	.714	---	---	---	---	10-2	0-2	---		John Wilson
1945	12	2	.857	---	---	---	---	11-2	1-0	---		John Wilson
1946	12	3	.800	---	---	---	---	11-1	1-2	---		John Wilson
1947	16	3	.842	---	---	---	---	13-1	3-0	0-2	0-1 (NCAA)	Ben Carnevale
1948	10	7	.588	---	---	---	---	8-4	2-3	---		Ben Carnevale
1949	11	10	.524	---	---	---	---	11-4	0-5	0-1		Ben Carnevale
1950	14	7	.667	---	---	---	---	12-3	1-3	1-1		Ben Carnevale
1951	16	6	.727	---	---	---	---	13-3	1-2	2-1		Ben Carnevale
1952	16	7	.696	---	---	---	---	10-4	5-2	1-1		Ben Carnevale
1953	16	5	.762	---	---	---	---	16-0	0-4	0-1	0-1 (NCAA)	Ben Carnevale
1954	18	8	.692	---	---	---	---	12-3	3-3	3-2	2-1 (NCAA)	Ben Carnevale
1955	11	9	.550	---	---	---	---	10-7	1-2	---		Ben Carnevale
1956	10	9	.526	---	---	---	---	8-7	2-2	---		Ben Carnevale
1957	15	8	.652	---	---	---	---	13-1	2-4	0-3		Ben Carnevale
1958	10	10	.500	---	---	---	---	7-5	3-4	0-1		Ben Carnevale
1959	18	6	.750	---	---	---	---	11-0	5-5	2-1	2-1 (NCAA)	Ben Carnevale
1960	16	6	.727	---	---	---	---	12-3	4-1	0-2	0-1 (NCAA)	Ben Carnevale
1961	10	9	.526	---	---	---	---	6-4	2-4	2-1		Ben Carnevale
1962	13	8	.619	---	---	---	---	9-1	3-4	1-3	0-1 (NIT)	Ben Carnevale
1963	9	9	.500	---	---	---	---	8-3	0-6	1-0		Ben Carnevale
1964	10	12	.455	---	---	---	---	7-4	2-6	1-2		Ben Carnevale
1965	10	10	.500	---	---	---	---	6-5	3-4	1-1		Ben Carnevale
1966	7	12	.368	---	---	---	---	5-6	0-5	2-1		Ben Carnevale
1967	8	10	.444	---	---	---	---	5-5	2-5	1-0		Dave Smalley
1968	9	11	.450	---	---	---	---	8-4	1-6	0-1		Dave Smalley
1969	7	14	.333	---	---	---	---	6-6	0-7	1-1		Dave Smalley
1970	4	19	.174	---	---	---	---	4-9	0-7	0-3		Dave Smalley
1971	12	12	.500	---	---	---	---	8-5	2-4	2-3		Dave Smalley
1972	10	13	.435	---	---	---	---	8-5	1-5	1-3		Dave Smalley
1973	13	12	.520	---	---	---	---	8-4	5-5	0-3		Dave Smalley
1974	9	13	.409	---	---	---	---	6-6	2-6	1-1		Dave Smalley

YEAR-BY-YEAR RECORDS

	OVERALL			CONFERENCE				FINISH	HOME	AWAY	NEUTRAL	POSTSEASON	HEAD COACH
	W	L	PCT.	W	L	PCT.							
1975	12	12	.500	---	---	---	---	9-3	2-7	1-2		Dave Smalley	
1976	10	14	.417	---	---	---	---	9-5	0-7	1-2		Dave Smalley	
1977	13	11	.542	---	---	---	---	10-2	1-8	2-1		Bob Hamilton	
1978	14	11	.560	---	---	---	---	8-3	5-5	1-3		Bob Hamilton	
1979	13	12	.520	---	---	---	---	8-4	3-6	2-2		Bob Hamilton	
1980	14	13	.518	---	---	---	---	9-4	1-8	4-1		Bob Hamilton	
1981	9	16	.360	---	---	---	---	8-4	1-11	0-1		Paul Evans	
ECAC SOUTH CONFERENCE													
1982	12	14	.462	2	4	.333	5th	6-5	6-5	0-4		Paul Evans	
1983	18	11	.621	3	3	.500	3rd	13-1	3-8	2-2		Paul Evans	
1984	24	8	.750	6	4	.600	2nd	13-1	8-4	2-3		Paul Evans	
1985	26	6	.812	11	3	.786	1st	12-1	9-4	5-1	1-1 (NCAA)	Paul Evans	
COLONIAL ATHLETIC ASSOCIATION													
1986	30	5	.857	13	1	.929	1st	11-0	6-3	11-2	3-1 (NCAA)	Paul Evans	
1987	26	6	.812	13	1	.929	1st	11-1	9-3	6-2	0-1 (NCAA)	Pete Herrmann	
1988	12	16	.429	6	8	.429	5th	8-6	4-7	0-3		Pete Herrmann	
1989	6	22	.214	1	13	.071	8th	4-8	2-12	0-2		Pete Herrmann	
1990	5	23	.178	4	10	.286	6th	2-9	3-9	0-5		Pete Herrmann	
1991	8	21	.276	2	12	.143	8th	4-8	3-9	1-4		Pete Herrmann	
PATRIOT LEAGUE													
1992	6	22	.214	1	13	.071	8th	4-8	1-12	1-2		Pete Herrmann	
1993	8	19	.296	5	9	.357	5th	5-9	2-10	1-0		Don DeVoe	
1994	17	13	.567	9	5	.643	T-1st	10-5	7-5	0-3	0-1 (NCAA)	Don DeVoe	
1995	20	9	.690	10	4	.714	3rd	12-2	7-7	1-0		Don DeVoe	
1996	15	12	.556	9	3	.750	T-1st	10-4	5-7	0-1		Don DeVoe	
1997	20	9	.690	10	2	.833	1st	13-1	6-7	1-1	0-1 (NCAA)	Don DeVoe	
1998	19	11	.633	10	2	.833	1st	13-2	6-8	0-1	0-1 (NCAA)	Don DeVoe	
1999	20	7	.741	9	3	.750	T-2nd	12-2	7-4	1-1		Don DeVoe	
2000	23	6	.793	11	1	.917	T-1st	15-2	7-4	1-0		Don DeVoe	
2001	19	12	.613	9	3	.750	2nd	11-3	8-9	---		Don DeVoe	
2002	10	20	.333	5	9	.357	7th	8-6	2-10	0-4		Don DeVoe	
2003	8	20	.286	4	10	.286	7th	7-8	1-11	0-1		Don DeVoe	
2004	5	23	.178	2	12	.143	8th	2-12	2-10	0-1		Don DeVoe	
2005*	10	18	.357	6	8	.428	T-6th	6-7	4-10	0-1		Billy Lange	
2006	10	18	.357	3	11	.214	7th	6-8	3-10	1-0		Billy Lange	
2007	14	16	.467	4	10	.286	T-6th	7-7	5-9	2-0		Billy Lange	
2008	16	14	.533	9	5	.643	2nd	8-6	8-7	0-1		Billy Lange	

* — Includes Lehigh forfeit, due to the use of an ineligible player.

NCAA Division I Rankings (Since 2002)

Year	Div. I Teams	Score Off.	Score Def.	Score Marg.	FG Pct.	FG Def.	3FG Per Gm.	3FG Pct.	FT Pct.	Reb. Marg.	Ast.	Blk.	Sts.	W-L Pct.	TO	PF	Final RPI
2002	321	205	198	224	270	250	196	138	78	96	235	286	57	257	310	-	-
2003	325	309	56	264	278	215	214	255	284	156	247	219	149	287	289	-	-
2004	326	323	208	322	310	309	319	315	323	130	225	199	98	315	325	-	314
2005	326	152	293	272	306	206	175	266	265	32	256	251	35	284	322	-	292
2006	326	183	233	249	303	259	114	165	67	165	251	280	46	269	314	-	297
2007	325	288	45	195	277	82	24	132	21	293	188	310	88	192	244	293	224
2008	328	46	273	127	297	147	6	159	18	274	122	243	15	139	291	313	215

OUTLOOK

MIDSHIPMEN

COACHING STAFF

OPPONENTS

YEAR IN REVIEW

RECORD BOOK

HISTORY

NAVAL ACADEMY

MEDIA INFO

YEAR-BY-YEAR COMPARISON

11 NCAA TOURNAMENTS ▶ 8 PATRIOT LEAGUE CHAMPIONSHIPS ▶ 13 ALL-AMERICA SELECTIONS ▶ 17 ALL-PATRIOT LEAGUE HONORS ▶ 16 ALL-ROOKIE TEAM SELECTIONS

YEAR	W-L	PCT.	FG-FGA	PCT.	3P-3PA	PCT.	FT-FTA	PCT.	REB	AVG.	PF	AST	TO	BL	STL	PTS	AVG
1951-52	16-7	.696	594-1724	.344	---	---	336-542	.620	1112	48.3	504	283	---	---	---	1524	66.5
	Opponents		488-1715	.284	---	---	333-569	.581	704	30.6	509	---	---	---	---	1309	56.9
1952-53	16-5	.762	606-1571	.386	---	---	462-698	.661	1228	58.5	468	---	---	---	---	1674	79.8
	Opponents		458-1553	.295	---	---	443-732	.605	922	43.9	459	---	---	---	---	1359	64.7
1953-54	18-8	.692	717-1819	.395	---	---	562-840	.668	1187	45.7	536	---	---	---	---	1996	76.8
	Opponents		649-1913	.334	---	---	522-823	.635	1110	42.7	550	---	---	---	---	1820	70.0
1954-55	11-9	.550	495-1205	.410	---	---	441-673	.655	882	44.1	399	---	---	---	---	1431	71.5
	Opponents		428-1204	.355	---	---	431-668	.645	748	37.4	377	---	---	---	---	1287	64.3
1955-56	10-9	.526	505-1169	.432	---	---	412-647	.637	706	37.2	385	---	---	---	---	1422	74.9
	Opponents		442-1188	.372	---	---	401-667	.600	728	38.3	392	---	---	---	---	1285	67.7
1956-57	15-8	.652	572-1443	.396	---	---	505-788	.641	1047	44.5	457	---	---	---	---	1649	71.7
	Opponents		495-1427	.347	---	---	538-829	.649	1045	45.4	470	---	---	---	---	1528	66.6
1957-58	10-10	.500	521-1292	.403	---	---	381-597	.638	889	44.5	457	---	---	---	---	1425	71.2
	Opponents		470-1199	.392	---	---	421-651	.646	807	40.4	416	---	---	---	---	1361	68.1
1958-59	18-6	.750	608-1407	.432	---	---	429-590	.728	1077	44.9	372	---	---	---	---	1645	68.5
	Opponents		516-1443	.358	---	---	351-518	.678	977	40.7	417	---	---	---	---	1385	57.7
1959-60	16-6	.727	628-1427	.440	---	---	331-532	.624	1000	45.5	371	---	---	---	---	1587	72.2
	Opponents		500-1263	.396	---	---	375-524	.715	912	41.4	387	---	---	---	---	1375	62.5
1960-61	10-9	.526	491-1166	.421	---	---	284-447	.636	738	38.8	385	---	---	---	---	1266	66.5
	Opponents		442-1020	.434	---	---	381-539	.708	836	44.0	326	---	---	---	---	1265	66.5
1961-62	13-8	.619	556-1365	.407	---	---	334-513	.650	933	44.4	425	---	---	---	---	1446	68.8
	Opponents		446-1115	.401	---	---	395-591	.668	920	43.8	399	---	---	---	---	1287	61.4
1962-63	9-9	.500	473-1104	.428	---	---	263-408	.642	747	41.5	332	---	---	---	---	1209	67.1
	Opponents		439-1034	.424	---	---	303-447	.677	768	42.7	319	---	---	---	---	1181	65.6
1963-64	10-12	.455	645-1569	.411	---	---	284-482	.589	985	44.8	419	---	---	---	---	1574	71.5
	Opponents		588-1346	.436	---	---	396-540	.733	1039	47.2	385	---	---	---	---	1573	71.5
1964-65	10-10	.500	591-1432	.412	---	---	320-486	.658	901	45.1	386	---	---	---	---	1502	75.1
	Opponents		538-1220	.440	---	---	331-499	.663	956	47.8	378	---	---	---	---	1407	70.3
1965-66	7-12	.368	506-1236	.409	---	---	302-418	.722	897	47.2	336	---	---	---	---	1314	69.1
	Opponents		508-1118	.454	---	---	312-443	.702	838	44.1	337	---	---	---	---	1328	69.8
1966-67	8-10	.444	483-1141	.422	---	---	277-403	.687	711	39.5	344	---	---	---	---	1243	69.0
	Opponents		504-1156	.435	---	---	340-471	.721	856	42.8	302	---	---	---	---	1347	74.7
1967-68	9-11	.450	564-1279	.440	---	---	337-481	.700	773	38.7	426	---	---	---	---	1465	73.2
	Opponents		516-1171	.440	---	---	436-584	.747	889	44.4	406	---	---	---	---	1468	73.4
1968-69	7-14	.333	495-1115	.444	---	---	350-488	.717	692	33.0	382	---	---	---	---	1340	63.8
	Opponents		549-1130	.485	---	---	357-522	.684	812	38.7	382	---	---	---	---	1455	69.3
1969-70	4-19	.174	582-1354	.429	---	---	346-518	.667	879	38.2	471	---	---	---	---	1510	65.7
	Opponents		617-1333	.462	---	---	447-637	.703	971	42.2	427	---	---	---	---	1681	73.0
1970-71	12-12	.500	575-1400	.411	---	---	426-622	.684	1014	42.3	453	---	---	---	---	1576	65.7
	Opponents		554-1376	.402	---	---	388-584	.664	1017	44.2	502	---	---	---	---	1496	65.0
1971-72	10-13	.435	593-1413	.419	---	---	406-624	.650	957	41.6	479	---	---	---	---	1592	69.0
	Opponents		591-1311	.450	---	---	411-629	.653	1019	44.3	485	---	---	---	---	1593	69.0
1972-73	13-12	.520	699-1594	.438	---	---	250-374	.668	1001	40.0	474	358	---	---	---	1648	65.9
	Opponents		645-1499	.430	---	---	293-446	.656	1025	41.0	443	239	---	---	---	1583	63.3
1973-74	9-13	.409	598-1306	.458	---	---	227-336	.675	792	36.0	406	362	---	---	---	1423	64.7
	Opponents		570-1297	.439	---	---	258-367	.703	861	39.1	381	250	---	---	---	1398	63.5
1974-75	12-12	.500	654-1487	.440	---	---	287-436	.658	945	39.4	447	336	---	---	---	1595	66.5
	Opponents		617-1370	.450	---	---	310-445	.696	925	38.5	437	271	---	---	---	1544	64.3
1975-76	10-14	.417	694-1487	.467	---	---	3310465	.712	932	38.8	415	332	---	---	---	1719	71.6
	Opponents		648-1438	.451	---	---	311-435	.715	910	39.6	498	310	---	---	---	1607	69.8
1976-77	13-11	.542	685-1444	.474	---	---	313-443	.707	1020	42.5	459	396	---	---	---	1683	70.1
	Opponents		615-1430	.430	---	---	312-450	.693	822	34.3	483	243	---	---	---	1542	64.3
1977-78	14-11	.560	697-1475	.473	---	---	316-439	.720	927	37.1	466	370	---	---	---	1710	68.4
	Opponents		669-1429	.468	---	---	312-451	.692	790	31.6	476	308	---	---	---	1650	66.0
1978-79	13-12	.520	677-1459	.464	---	---	324-446	.726	858	34.3	492	332	---	---	---	1678	67.1
	Opponents		627-1296	.484	---	---	369-503	.734	776	31.0	489	422	---	---	---	1623	64.9
1979-80	14-13	.518	660-1527	.432	---	---	373-573	.651	1001	37.1	617	330	---	76	---	1693	62.7
	Opponents		607-1341	.453	---	---	437-648	.674	908	33.6	589	282	---	---	---	1651	61.1

YEAR-BY-YEAR COMPARISON

YEAR	W-L	PCT.	FG-FGA	PCT.	3P-3PA	PCT.	FT-FTA	PCT.	REB	AVG.	PF	AST	TO	BL	STL	PTS	AVG
1980-81	9-16	.360	629-1454	.433	----	----	413-615	.672	905	36.2	586	298	----	90	----	1671	66.8
	Opponents		617-1404	.439	----	----	463-686	.675	972	38.9	553	301	----	----	----	1697	67.9
1981-82	12-14	.462	651-1369	.476	----	----	392-601	.652	815	31.3	569	331	----	72	----	1694	65.2
	Opponents		625-1308	.478	----	----	451-666	.677	854	32.8	569	342	----	----	----	1701	65.4
1982-83	18-11	.621	791-1605	.493	9-18	.500	481-711	.677	1008	34.8	549	437	----	103	162	2072	71.4
	Opponents		805-1785	.451	3-5	.600	431-594	.726	1068	36.8	658	405	----	----	190	2044	70.5
1983-84	24-8	.750	873-1616	.540	----	----	648-808	.714	1032	32.3	622	512	519	152	190	2394	74.8
	Opponents		860-1877	.458	----	----	456-653	.698	1022	31.9	765	430	487	----	210	2176	68.0
1984-85	26-6	.812	942-1726	.548	----	----	616-849	.726	1196	37.4	483	636	471	158	166	2508	78.4
	Opponents		903-2125	.425	----	----	285-431	.661	1037	32.4	718	490	386	----	241	2091	65.3
1985-86	30-5	.857	1043-1996	.523	----	----	615-954	.645	1390	39.7	565	664	493	233	243	2701	77.2
	Opponents		932-2215	.421	----	----	353-526	.671	1189	34.0	811	481	451	----	245	2217	63.3
1986-87	26-6	.812	924-1811	.510	95-247	.385	530-806	.658	1270	39.7	533	585	430	180	228	2473	77.3
	Opponents		814-1961	.415	171-462	.370	307-481	.638	1058	33.1	670	446	445	----	229	2106	65.8
1987-88	12-16	.429	666-1499	.444	104-284	.366	426-655	.650	975	34.8	572	444	411	130	156	1862	66.5
	Opponents		681-1577	.432	114-323	.353	475-666	.713	1024	36.5	546	422	376	----	115	1951	69.7
1988-89	6-22	.214	666-1560	.427	138-371	.372	366-633	.552	964	34.4	597	401	407	62	182	1836	65.6
	Opponents		744-1514	.491	116-266	.436	454-657	.691	1042	37.2	568	446	414	108	207	2058	73.5
1989-90	5-23	.178	690-1514	.456	139-363	.383	383-592	.647	918	32.8	624	432	403	86	149	1902	67.9
	Opponents		713-1486	.480	141-343	.411	519-745	.697	946	33.8	564	432	361	85	178	2086	74.5
1990-91	8-21	.276	848-2061	.412	225-641	.351	517-734	.704	1180	40.7	634	465	432	84	264	2438	84.1
	Opponents		962-1916	.502	130-309	.421	521-787	.662	1283	44.2	600	516	538	153	244	2575	88.8
1991-92	6-22	.214	734-1671	.439	188-522	.360	402-611	.658	979	35.0	575	455	440	63	187	2058	73.5
	Opponents		790-1627	.486	130-373	.349	483-666	.725	1010	36.1	546	491	421	105	226	2193	78.3
1992-93	8-19	.296	607-1477	.411	125-363	.344	378-571	.662	981	36.3	628	380	458	70	170	1717	63.6
	Opponents		617-1341	.460	110-279	.394	535-782	.684	848	31.4	515	390	392	85	232	1879	69.6
1993-94	17-13	.567	803-1758	.457	181-467	.388	461-735	.627	1183	39.4	661	461	507	82	235	2248	74.9
	Opponents		743-1703	.436	162-467	.347	559-794	.704	1042	34.7	632	381	486	107	233	2207	73.6
1994-95	20-9	.690	760-1675	.454	169-487	.347	510-745	.685	1177	40.6	623	454	424	77	213	2199	75.8
	Opponents		664-1515	.438	145-411	.353	493-740	.666	859	29.6	614	329	435	99	173	1966	67.8
1995-96	15-12	.556	654-1604	.408	114-357	.319	350-555	.631	1091	40.4	579	362	429	77	204	1772	65.6
	Opponents		597-1403	.426	116-358	.324	452-674	.671	888	32.9	510	335	405	101	156	1762	65.3
1996-97	20-9	.690	769-1777	.433	149-442	.337	410-602	.681	1131	39.0	645	458	450	51	243	2097	72.3
	Opponents		651-1463	.445	160-413	.387	494-739	.668	930	32.1	583	326	514	125	181	1956	67.4
1997-98	19-11	.633	777-1792	.434	99-333	.297	479-725	.661	1205	40.2	633	414	487	97	282	2131	71.1
	Opponents		670-1633	.410	138-444	.311	463-697	.664	1048	34.9	615	312	552	106	242	1941	64.7
1998-99	20-7	.741	740-1623	.456	89-299	.298	364-609	.598	1178	43.6	552	418	525	152	298	1993	71.6
	Opponents		575-1519	.379	123-369	.333	424-636	.667	909	33.7	532	312	511	109	334	1697	62.9
1999-00	23-6	.793	771-1695	.455	104-303	.343	557-862	.646	1234	42.6	583	429	585	198	352	2203	76.0
	Opponents		674-1695	.398	114-380	.300	386-592	.652	1005	34.7	676	356	631	94	315	1848	63.7
2000-01	19-12	.613	812-1842	.441	137-462	.297	577-889	.649	1232	39.7	800	358	579	145	299	2338	75.4
	Opponents		699-1610	.434	125-369	.339	665-983	.677	1072	34.6	723	371	627	120	269	2188	70.6
2001-02	10-20	.333	695-1695	.410	178-511	.348	514-717	.717	1072	35.7	692	381	551	64	259	2082	69.4
	Opponents		696-1533	.454	188-475	.396	583-839	.695	1006	33.5	627	438	554	113	275	2163	71.1
2002-03	8-20	.286	597-1457	.410	162-445	.327	345-531	.650	935	33.4	557	344	477	75	204	1701	60.8
	Opponents		629-1408	.447	168-461	.364	396-579	.684	922	32.9	535	388	447	82	228	1822	65.1
2003-04	5-23	.178	596-1513	.394	118-395	.299	265-458	.579	987	35.2	570	355	563	79	217	1575	56.2
	Opponents		684-1457	.469	184-481	.383	425-639	.665	954	34.1	504	435	446	111	308	1977	70.6
2004-05	10-18	.357	659-1667	.395	175-550	.318	458-704	.651	1151	41.1	640	337	546	67	249	1951	69.7
	Opponents		702-1588	.442	175-529	.331	505-738	.684	1007	36.0	633	387	482	111	272	2084	74.4
2005-06	10-18	.357	633-1567	.404	191-548	.349	442-612	.722	997	35.6	612	342	509	61	235	1899	67.8
	Opponents		684-1505	.454	177-537	.330	451-683	.660	978	34.9	548	419	493	116	254	1996	71.3
2006-07	14-16	.467	618-1502	.411	260-726	.358	358-479	.747	894	29.8	629	396	471	51	226	1854	61.8
	Opponents		613-1466	.418	171-531	.322	484-718	.674	1034	34.5	51	373	481	83	221	1881	62.7
2007-08	16-14	.533	759-1870	.406	288-820	.351	483-645	.749	1113	37.1	650	421	493	76	273	2289	76.3
	Opponents		756-1742	.434	180-549	.328	516-755	.683	1195	39.8	606	422	568	124	243	2208	73.6

OUTLOOK
 MIDSHIPMEN
 COACHING STAFF
 OPPONENTS
 YEAR IN REVIEW
 RECORD BOOK
 HISTORY
 NAVAL ACADEMY
 MEDIA INFO

YEAR-BY-YEAR RESULTS

1907-08

Coach: J. Finneman
Captain: Arnold Vanderhoof
2-2 overall

D14	Corcoran Cadets	W	58-12
D28	Penn	L	16-37
J11	George Washington	W	48-8
J18	Columbia	L	23-37

1908-09

Coach: Billy Lush
Captain: Joel Bunkley
8-3 overall

D12	Penn	L	19-43
D19	Georgetown	W	33-32
D26	Princeton	W	29-28
J2	Georgetown	L	24-26
J9	Corcoran Cadets	W	62-8
J16	Baltimore City College	W	38-9
J23	Georgetown	L	23-26
J30	Delaware	W	48-9
F13	Baltimore Med. College	W	37-12
F13	Friends School	W	42-8
F22	Fordham	W	34-16

1909-10

Coach: Billy Lush
Captain: Bernard Wills
10-1 overall

Baltimore Med. College	W	28-23
at Penn	L	14-16
Loyola (Md.)	W	36-10
New York City College	W	29-21
Manhattan College	W	42-25
Georgetown	W	37-25
Swarthmore	W	53-16
Virginia	W	51-6
Delaware	W	52-5
St. John's (N.Y.)	W	33-16
St. John's (Md.)	W	65-14

1910-11

Coach: Bernard Wills
10-1 overall

D10	Baltimore Med. College	W	39-18
	Loyola (Md.)	W	49-11
D31	Gettysburg	W	73-13
J7	New York Univ.	L	24-26
J11	St. John's (Md.)	W	49-16
J14	at Penn	W	32-23
J21	Lehigh	W	31-24
F1	Washington & Lee	W	60-25
F4	Swarthmore	W	34-28
F11	Georgetown	W	65-18
F18	Virginia	W	50-10

1911-12

Coach: George Jacobs
Captain: Louis Wenzell
7-1 overall

Baltimore Med. College	W	14-13
Yale	W	11-9
St. John's (N.Y.)	W	32-28
St. John's (Md.)	W	35-18
Dickinson	W	45-12
Swarthmore	L	9-27
New York Univ.	W	28-19
Georgetown	W	40-19

1912-13

Coach: Louis Wenzell
Captain: Laurence Wild
9-0 overall

D14	Baltimore Med. College	W	44-22
D21	Catholic	W	59-33
J11	New York Univ.	W	74-18
J18	St. John's (N. Y.)	W	55-30
J25	Crescent Athletic Club	W	49-7
F1	Lehigh	W	56-17
F8	Swarthmore	W	31-12
F15	St. John's (Md.)	W	46-30
F22	Georgetown	W	67-18

1913-14

Coach: Laurence Wild
Captain: Clarence McReavy
10-0 overall

New York Univ.	W	32-25
Yale	W	34-23
Catholic	W	28-17
Loyola (Md.)	W	66-22
Virginia Tech	W	51-15
Swarthmore	W	29-13
St. John's (N.Y.)	W	59-13
George Washington	W	62-18
Washington & Lee	W	40-18
Georgetown	W	40-12

1914-15

Coach: Albert Cohen
Captain: Allan Smith
9-2 overall

George Washington	W	42-20
Yale	L	14-22
at Penn	W	35-15
West Virginia Wesleyan	W	62-18
Washington (Md.)	W	45-9
Catholic	W	28-9
Georgetown	W	47-6
Dartmouth	W	40-12
Cornell	L	23-24
Penn State College	W	33-24
Washington & Lee	W	49-14

1915-16

Coach: Mr. Colliflower
Captain: John Wilkes
12-2 overall

D18	Loyola (Md.)	W	30-20
	George Washington	W	45-11
D30	Penn	W	18-12
	New York Univ.	L	24-29
J15	Catholic	W	21-19
J19	St. John's (Md.)	W	40-19
J22	Georgetown	W	29-15
J29	Brooklyn Poly. Inst.	W	23-17
F5	St. John's (N.Y.)	W	52-36
F9	West Virginia Wesleyan	W	46-9
F12	Crescent Athletic Club	W	26-21
F19	Swarthmore	L	14-17
F21	Washington & Lee	W	28-17
F23	Virginia	W	35-26

1916-17

Coach: Mr. Colliflower
Captains: W. Calhoun, F. Byers
11-0 overall

D16	Johns Hopkins	W	59-15
-----	---------------	---	-------

D30	St. John's (Md.)	W	26-15
D30	New York City College	W	24-23
J3	George Washington	W	34-16
J6	Yale	W	23-21
J10	Catholic	W	35-13
J13	Crescent Athletic Club	W	44-21
J17	Swarthmore	W	33-27
J24	Georgetown	W	33-21
J27	St. John's (N.Y.)	W	27-19
J31	Virginia	W	39-17

1917-18

Coach: Mr. Colliflower
Captain: James Allen
14-2 overall

D8	Baltimore City College	W	51-20
D12	Maryland	W	58-1
D15	Loyola (Md.)	W	47-25
D19	Johns Hopkins	W	53-5
D22	Penn	L	12-23
D29	New York City College	L	15-20
J2	Carlisle	W	43-8
J5	Lehigh	W	30-18
J9	Catholic	W	37-14
J12	Swarthmore	W	32-15
J16	George Washington	W	53-15
J19	Crescent Athletic Club	W	54-22
J23	Georgetown	W	49-17
J26	Gallaudet	W	59-12
J30	Johns Hopkins	W	42-9
F2	New York Univ.	W	42-9

1918-19

Coach: Billy Lush
Captain: Ralph Lowes, Jr.
16-0 overall

D4	Baltimore City College	W	69-5
D11	Gallaudet	W	48-8
D14	Dickinson	W	54-8
	St. John's (Md.)	W	37-12
D28	New York City College	W	28-14
J4	Crescent Athletic Club	W	21-12
J8	Johns Hopkins	W	39-12
J11	Lehigh	W	39-21
J11	Mount St. Mary's	W	43-8
J18	Swarthmore	W	43-16
J22	Georgetown	W	22-13
J25	Virginia	W	57-16
J29	Saint Joseph's	W	49-20
F1	New York Univ.	W	50-15
F5	Virginia Military	W	39-17
	Camp Humphries	W	31-9

1919-20

Coach: Billy Lush
Captain: Harold Watters
14-3 overall

D17	Delaware	L	19-34
	Washington (Md.)	W	38-10
D20	Penn	L	17-30
	Princeton	L	18-20
J3	Stevens Technical Inst.	W	37-34
J10	Lafayette	W	30-23
J14	Catholic	W	29-15
J21	Virginia	W	34-15
	Johns Hopkins	W	37-20
	George Washington	W	40-13
	Saint Joseph's	W	40-15
J31	Bucknell	W	15-13
F4	West Virginia Wesleyan	W	37-23

F7	Camp Humphries	W	33-11
F11	North Carolina	W	37-24
	Mount St. Mary's	W	31-15
F21	Army	W	24-18

1920-21

Coach: Billy Lush
Captain: Harold Watters
18-1 overall

D4	La Salle	W	67-4
D15	Washington (Md.)	W	37-6
D22	Saint Joseph's	W	39-8
D18	Lehigh	W	28-14
J1	Union	W	23-19
J8	Lafayette	W	27-10
J12	Moravian	W	35-15
J15	Rutgers	W	38-13
J19	Villanova	W	47-19
J22	Camp Humphries	W	26-12
J26	Brooklyn Poly. Inst.	W	25-14
J29	Delaware	L	19-21
F2	Roanoke	W	38-9
F5	Virginia	W	30-17
F9	North Carolina	W	54-24
	Baltimore Collegians	W	37-31
F19	Marietta	W	45-16
F19	George Washington	W	43-9
F26	Army	W	45-29

1921-22

Coach: Billy Lush
Captain: William Ault
16-3 overall

D10	Washington (Md.)	W	45-19
D14	Blue Ridge	W	49-12
D17	Muir Naval Post	W	46-12
D21	Markham Club	W	40-21
J7	Albright	W	52-22
J11	Moravian	W	46-14
J14	Lehigh	W	39-17
J18	Delaware	W	39-13
J21	Waynesburg	W	45-16
J28	at Penn	L	23-25
F1	St. Andrews Collegians	W	24-18
F4	Virginia Tech	W	62-14
F8	Carnegie Tech	W	37-20
F11	Catholic	W	24-16
F15	Marietta	W	38-14
F18	Washington & Jefferson	W	42-24
F21	Annapolis Vagabonds	W	40-30
F22	Saint Joseph's	L	26-32
F25	at Army	L	21-25

1922-23

Coach: James Allen
Captain: Warren Parr
14-4 overall

D9	St. Francis (N.Y.)	W	49-34
D13	Western Maryland	W	41-10
D16	Washington (Md.)	W	38-31
D20	Manhattan College	W	28-21
J6	Duquesne	L	25-28
J10	Knox College	W	28-21
J13	at Penn	L	24-25
J17	Washington Yankees	W	49-24
J20	Lafayette	W	45-28
J24	Penn	W	31-20
J27	Georgetown	W	37-33
F3	Bucknell	W	36-31
F7	West Virginia	W	31-15

11 NCAA TOURNAMENTS ▶ 8 PATRIOT LEAGUE CHAMPIONSHIPS ▶ 13 ALL-AMERICA SELECTIONS ▶ 17 ALL-PATRIOT LEAGUE HONORS ▶ 16 ALL-ROOKIE TEAM SELECTIONS

YEAR-BY-YEAR RESULTS

F10	Fordham	W	38-19
F14	Delaware College	W	44-29
F17	Washington & Jefferson	W	46-24
F21	Catholic	L	19-21
F24	Army	L	29-37

1923-24

Coach: James Allen
Captain: Ira McKee
15-3 overall

D12	Washington (Md.)	W	22-20
D15	Gettysburg	W	30-19
D19	Manhattan College	W	49-25
D22	at Columbia	L	23-34
J5	at Penn	L	21-25
J9	Duquesne	W	29-27
J12	Penn	L	28-34
J16	New York Univ.	W	36-30
J19	Lafayette	W	47-23
J23	Delaware	W	33-17
J26	Georgetown	W	44-12
J30	Lynchburg	W	38-10
F2	Bucknell	W	31-12
F9	Washington (Md.)	W	32-26
F13	Davis-Elkins College	W	31-26
F16	Washington & Jefferson	W	54-27
F20	Fordham	W	48-14
F23	at Army	W	34-29

1924-25

Coach: James Allen
Captain: Aubrey Leggett
18-5 overall

D10	Maryland	W	23-16
D13	Columbia	W	40-19
D17	Loyola (Md.)	W	32-17
D27	at Minnesota	W	24-18
D30	at Chicago	W	29-21
J2	at Michigan	W	31-29
J5	Yale	W	28-22
J7	Gettysburg	W	39-18
J10	Penn	W	20-17
J14	Lafayette	W	28-26
J17	Yale	W	28-19
J21	Washington (Md.)	L	23-26
J24	at Penn	L	10-24
J28	Duquesne	W	34-30
J31	Penn State	L	37-39
F4	North Carolina	W	39-20
F7	New York Univ.	W	32-28
F11	Fordham	L	26-29
F14	South Carolina	W	43-23
F18	Bucknell	W	29-21
F21	Georgetown	W	33-18
F25	Delaware	W	38-26
F28	Army	L	17-21

1925-26

Coach: Herb Underwood
Captain: Herman Parish
12-5 overall

D12	at Columbia	W	30-29
D16	Western Maryland	W	53-16
D19	Maryland	L	12-21
J9	New York Univ.	W	27-21
J13	Lafayette	W	39-9
J16	Bucknell	W	40-14
J20	Gettysburg	W	26-23
J23	Duquesne	L	33-35
J27	Lehigh	L	23-25

J30	Georgetown	W	42-29
F3	Washington (Md.)	L	19-20
F6	North Carolina	W	31-30
F10	West Virginia	W	36-20
F13	Penn State	W	31-21
F17	Virginia	W	45-26
F20	Fordham	W	41-19
F27	at Army	L	12-21

1926-27

Coach: John Wilson
Captain: Thomas Hamilton
15-2 overall

D8	Western Maryland	W	30-15
D11	Lafayette	W	23-16
D18	Columbia	W	19-14
D22	Loyola (Md.)	W	41-26
J5	Penn	W	25-17
J8	Coast Guard	W	41-25
J12	Catholic	W	40-20
J15	Maryland	W	32-30
J19	Lehigh	W	41-28
J22	at Penn	L	18-32
J29	Georgetown	W	31-17
F2	Fordham	L	23-30
F5	New York Univ.	W	36-18
F9	North Carolina	W	31-26
F12	Gettysburg	W	36-18
F16	Virginia	W	33-19
F19	Army	W	32-25

1927-28

Coach: John Wilson
Captain: William Howard
13-5 overall

D10	Western Maryland	W	22-19
D14	Lafayette	L	27-29
D17	William & Mary	W	48-20
D21	Washington & Lee	W	38-26
J7	George Washington	W	53-33
J11	Penn	L	25-26
J14	Rutgers	W	42-38
J18	Kentucky	W	32-26
J21	Loyola (Md.)	W	43-38
J25	Delaware	W	31-23
J28	at Penn	L	17-26
F1	Dickinson	W	24-22
F4	Maryland	W	35-26
F8	Catholic	L	22-32
F11	Lehigh	W	48-41
F15	Georgetown	L	40-49
F18	Gettysburg	W	45-37
F25	at Army	W	29-17

1928-29

Coach: John Wilson
Captain: Clair Miller
8-8 overall

D15	Western Maryland	W	49-27
D19	William & Mary	W	33-19
J9	Duke	W	49-38
J12	Catholic	W	40-14
J16	Penn	L	26-27
J19	Penn State	L	25-39
J23	Loyola (Md.)	L	21-33
J26	at Penn	L	32-39
J30	George Washington	W	40-20
F2	American	W	46-21
F6	New York Univ.	L	31-33
F9	at Columbia	L	31-32

F13	Maryland	L	27-30
F16	Lehigh	W	36-29
F20	Georgetown	L	21-29
F23	Harvard	W	43-40

1929-30

Coach: John Wilson
Captain: Edward Colestock
10-6 overall

D14	William & Mary	W	30-19
D18	Lafayette	W	58-24
J8	Wake Forest	W	39-20
J11	Duke	L	29-47
J15	at Penn	L	30-32
J18	Catholic	W	49-20
J22	Maryland	L	39-43
J25	Penn	L	20-29
J29	Western Maryland	W	48-23
F1	Randolph-Macon	W	45-25
F5	Lehigh	W	39-29
F8	Virginia	W	55-38
F12	at Princeton	L	23-27
F15	George Washington	W	45-18
F19	Georgetown	W	37-29
F22	North Carolina	L	33-43

1930-31

Coach: John Wilson
Captain: William Freshour
14-3 overall

D10	William & Mary	W	32-30
D17	Lafayette	W	35-27
D19	Western Maryland	W	36-22
J7	George Washington	W	42-38
J10	Rutgers	W	36-30
J14	Virginia	W	36-21
J17	Duke	L	27-41
J21	Randolph-Macon	W	45-27
J24	at Penn	L	26-28
J28	Penn State	W	45-38
J31	Virginia Military	W	39-24
F4	Georgetown	W	45-32
F7	Haverford	W	45-18
F11	West Virginia	L	36-41
F14	at Lehigh	W	52-29
F18	American	W	30-25
F21	Maryland	W	36-33

1931-32

Coach: John Wilson
Captain: John Chittenden
13-3 overall

D9	Lafayette	W	35-23
D16	Lehigh	W	38-19
J6	Franklin & Marshall	W	37-25
J9	at Virginia	W	25-24
J13	Penn	L	25-27
J16	Duke	W	36-25
J20	at Maryland	L	15-26
J23	American	L	20-22
J27	Virginia Military	W	39-19
J30	Western Maryland	W	49-19
F3	Randolph-Macon	W	48-22
F6	Ohio State	W	35-32
F10	Haverford	W	43-18
F13	Pittsburgh	W	29-22
F17	Swarthmore	W	46-25
F20	Harvard	W	33-27

1932-33

Coach: John Wilson
Captain: Porter Bedell
14-2 overall

D14	William & Mary	W	57-46
D17	Columbia	W	56-31
J7	Franklin & Marshall	W	47-21
J11	American	W	39-24
J14	Duke	W	44-22
J18	Lafayette	W	49-28
J21	at Penn	L	34-38
J28	Maryland	W	53-21
F1	Western Maryland	W	45-18
F4	North Carolina	W	66-40
F8	Virginia	W	47-38
F11	at Harvard	W	48-26
F15	Virginia Military	W	51-19
F18	Lehigh	W	56-39
F25	Pittsburgh	L	29-31
M4	Army	W	51-24

1933-34

Coach: John Wilson
Captain: Silas Randolph
11-2 overall

J6	Western Maryland	W	41-21
J13	Duke	L	23-29
J17	Georgetown	W	33-18
J20	Catholic	L	30-38
J27	Penn State	W	43-24
J31	North Carolina	W	26-24
F3	Maryland	W	46-27
F7	Virginia	W	34-20
F10	at Columbia	W	43-20
F14	Virginia Military	W	31-18
F17	Lehigh	W	54-29
F21	Penn	W	43-25
F24	at Army	W	31-23

1934-35

Coach: John Wilson
Captain: Fred Borries, Jr.
13-3 overall

J5	Baltimore	W	53-22
J9	Virginia Military	W	54-22
J12	Columbia	W	33-24
J16	Georgetown	W	36-25
J19	North Carolina	L	19-30
J23	Western Maryland	W	55-20
J26	at Penn	W	27-22
J30	Maryland	W	43-36
F2	Pittsburgh	W	24-22
F6	Virginia	W	34-25
F9	New York Univ.	L	36-46
F13	West Virginia	W	32-21
F16	Penn State	W	33-27
F23	Army	L	26-35
M8	at Duke	W	44-38
M9	at William & Mary	W	46-28

1935-36

Coach: John Wilson
Captain: Carl Fellows
7-7 overall

J4	Baltimore Univ.	W	38-25
J8	Virginia Military	W	37-23
J11	Penn State	W	36-30
J15	Maryland	L	20-32
J18	Gettysburg	W	40-34

OUTLOOK

MIDSHIPMEN

COACHING STAFF

OPPONENTS

YEAR IN REVIEW

RECORD BOOK

HISTORY

NAVAL ACADEMY

MEDIA INFO

YEAR-BY-YEAR RESULTS

11 NCAA TOURNAMENTS ▶ 8 PATRIOT LEAGUE CHAMPIONSHIPS ▶ 13 ALL-AMERICA SELECTIONS ▶ 17 ALL-PATRIOT LEAGUE HONORS ▶ 16 ALL-ROOKIE TEAM SELECTIONS

J22	Western Maryland	W	27-17
J25	Oglethorpe	W	44-22
J29	William & Mary	W	38-24
F1	Pittsburgh	L	20-42
F5	Virginia	L	25-26
F8	at North Carolina	L	25-39
F12	Washington & Lee	L	23-29
F15	Columbia	L	24-40
F22	at Army	L	19-35

1936-37

Coach: John Wilson
Captain: Robert Ruge
9-5 overall

J6	Gettysburg	L	24-26
J9	Duke	L	29-33
J11	Baltimore	W	36-7
J13	Western Maryland	W	45-27
J16	Pittsburgh	L	28-35
J21	Virginia	W	35-25
J23	Lafayette	W	63-33
J27	Virginia Tech	W	45-17
J30	Loyola (Md.)	W	44-19
F3	Maryland	W	53-37
F6	at Columbia	L	48-50
F10	William & Mary	W	42-21
F13	Penn State	L	31-32
F20	Army	W	42-40

1937-38

Coach: John Wilson
Captain: Alan McFarland
11-3 overall

J8	Duke	W	43-30
J12	Virginia	W	36-14
J15	at Penn	L	36-47
J19	Gettysburg	W	36-31
J22	Western Maryland	W	50-26
J26	Baltimore	W	56-31
J29	Washington & Jefferson	W	40-34
F2	Maryland	W	37-34
F5	Columbia	W	38-29
F9	William & Mary	W	59-20
F12	Virginia Military	W	46-32
F16	Temple	L	58-61
F19	Catholic	W	57-33
F26	at Army	L	36-44

1938-39

Coach: John Wilson
Captain: Robert Laney
8-6 overall

J7	Gettysburg	L	33-37
J11	Maryland	W	47-37
J14	Duke	L	37-44
J18	Penn	W	32-22
J21	North Carolina	W	46-38
J28	Penn State	W	38-19
F1	Temple	W	33-28
F4	Virginia	L	36-39
F8	Washington & Jefferson	W	51-37
F11	Syracuse	L	35-42
F15	William & Mary	W	52-29
F18	at Columbia	L	39-47
F22	Loyola (Md.)	W	52-25
F25	Army	L	32-46

1939-40

Coach: John Wilson
Captain: Michael Hanley
3-11 overall

J6	Columbia	L	29-38
J10	Duke	L	27-40
J13	at Penn	W	45-37
J17	George Washington	L	29-49
J20	Penn State	L	17-40
J24	Virginia	L	26-29
J27	North Carolina	L	40-44
F7	Washington & Jefferson	L	28-37
F10	Pittsburgh	L	42-44
F14	Fordham	L	37-56
F17	Temple	L	29-43
F22	Gettysburg	W	37-21
F24	William & Mary	W	52-46
M2	at Army	L	33-47

1940-41

Coach: John Wilson
Captain: Ray Falconer, Jr.
9-5 overall

J8	Catholic	W	42-26
J11	at Columbia	L	35-54
J15	Gettysburg	W	36-25
J18	Penn State	L	20-23
J22	Georgetown	L	18-38
J25	North Carolina	W	42-34
F1	Virginia	W	42-34
F5	Maryland	W	52-27
F8	at Duke	W	34-32
F12	George Washington	L	29-39
F15	William & Mary	W	51-32
F19	Penn	W	43-34
F22	Temple	L	36-48
M1	Army	W	48-36

1941-42

Coach: John Wilson
Captains: W. Busik, R. Zoeller
8-6 overall

J10	Columbia	W	44-34
J14	Delaware	W	51-20
J17	Duke	L	31-41
J24	at Penn	L	32-37
F4	Penn State	L	25-29
F7	Virginia	W	51-37
F11	Maryland	W	61-47
F14	William & Mary	L	40-42
F18	West Virginia	L	34-48
F21	North Carolina	W	42-39
F25	Georgetown	W	51-36
F28	Temple	W	48-40
M4	Catholic	W	49-25
M8	at Army	L	34-35

1942-43

Coach: John Wilson
Captain: Urley Patrick, Jr.
6-8 overall

J9	Dickinson	W	38-22
J13	Gettysburg	L	37-39
J16	at Columbia	L	52-56
J23	Rutgers	W	47-27
J30	Maryland	L	54-63
F3	Penn	L	47-48
F6	Penn State	L	21-33
F10	Temple	W	46-36

F13	Virginia	W	50-41
F17	West Virginia	L	33-43
F20	Duke	L	48-58
F24	William & Mary	W	57-30
F27	Virginia Military	W	48-37
M6	Army	L	45-56

1943-44

Coach: John Wilson
Captain: Kenneth Longnecker
10-4 overall

J8	Catholic	W	59-41
J15	North Carolina Pre-Flight	L	38-45
J19	Swarthmore	W	73-39
J26	Temple	W	45-33
J29	Duke	W	45-42
F2	Hampden-Sydney	W	51-28
F5	Penn State	W	46-26
F9	Villanova	W	35-27
F12	West Virginia	W	67-49
F16	Columbia	W	65-38
F19	at Penn	L	56-68
F23	Bainbridge N.T.S.	L	44-62
F26	Maryland	W	69-35
M4	at Army	L	40-47

1944-45

Coach: John Wilson
Captain: Ernest Litty
12-2 overall

J10	Maryland	W	70-33
J13	Pentathlon Academy	W	76-50
J20	Villanova	W	71-28
J24	Penn	W	61-41
J27	Duke	W	54-43
J31	Penn State	W	60-27
F3	at Columbia	W	51-44
F7	Temple	W	55-47
F10	West Virginia	W	60-40
F14	Muhlenberg	W	40-33
F17	North Carolina Pre-Flight	W	42-38
F21	Fordham	W	73-30
F24	Bainbridge N.T.S.	L	60-68
M3	Army	L	48-50

1945-46

Coach: John Wilson
Captain: John Carroll
12-3 overall

J5	Bucknell	W	71-30
J12	Villanova	W	50-31
J16	Maryland	W	44-35
J19	George Washington	W	53-42
J22	Fordham	W	64-22
J25	Duke	W	51-40
F2	Columbia	W	62-41
F6	Penn State	W	34-33
F9	North Carolina	L	49-51
F13	Merchant Marine Acad.	W	47-45
F15	at Muhlenberg	L	45-62
F16	at Penn	W	61-54
F20	West Virginia	W	50-45
F23	Coast Guard	W	47-31
M2	at Army	L	60-67

1946-47

Coach: Ben Carnevale
Captain: Kenneth Shugart
16-3 overall

▶ NCAA Tournament			
D14	Hampden-Sydney	W	71-40
D18	William & Mary	W	50-36
J8	George Washington	L	38-43
J11	Villanova	W	47-31
J15	Gettysburg	W	71-39
J17	at Columbia	W	60-50
J18	at Princeton	W	46-45
J22	Maryland	W	55-27
J25	North Carolina	W	39-35
F1	at Duke	W	61-48
F5	Bucknell	W	41-36
F8	Rutgers	W	61-48
F12	West Virginia	W	57-55
F15	Penn State	W	58-43
F19	Penn	W	55-53
F22	Muhlenberg	W	69-57
M1	Army	W	64-42
M20	Holy Cross (1)	L	47-55
M22	Wisconsin (1)	L	49-50

1 - NCAA East Region Finals (New York, N.Y.)

1947-48

Coach: Ben Carnevale
Captain: Jack Robbins
10-7 overall

D13	Johns Hopkins	W	67-32
D17	Catholic	W	59-34
J10	Villanova	L	39-61
J17	Maryland	W	51-47
J24	at Rutgers	L	53-63
J31	at George Washington	L	43-54
F4	Bucknell	W	51-36
F7	Duke	W	56-46
F11	Princeton	W	50-34
F14	West Virginia	L	37-38
F18	Muhlenberg	L	49-62
F20	Penn State	W	40-36
F21	at Gettysburg	W	50-46
F25	at Penn	L	53-58
F28	Virginia	W	48-41
M2	Columbia	L	37-40
M6	at Army	W	49-36

1948-49

Coach: Ben Carnevale
Captain: John Barrow
11-10 overall

D8	Penn Military	W	48-30
D11	Harvard	W	45-33
D15	Virginia	W	58-56
D18	at Northwestern	L	43-68
D20	at Minnesota	L	40-47
D22	Notre Dame (1)	L	62-70
J8	at Princeton	L	44-52
J12	Dickinson	W	71-39
J15	Rutgers	W	57-50
J19	Penn State	W	55-47
J22	Maryland	W	52-46
J29	Bucknell	W	56-41
F2	Duke	L	42-55
F5	George Washington	L	37-46
F9	[13] Villanova	L	46-67
F12	at Yale	L	47-64
F16	Gettysburg	W	74-56
F19	Muhlenberg	W	43-36

YEAR-BY-YEAR RESULTS

F23	Penn	L	52-67*
F26	at Columbia	L	41-53
M5	Army	W	42-40

1 - Chicago, Ill.

1949-50

Coach: Ben Carnevale
Captain: David Mullaney
14-7 overall

D7	Penn Military	W	61-35
D10	Harvard (1)	W	70-68
D14	Virginia	W	61-38
D17	Maryland	W	75-62
D30	at SMU (2)	W	53-50
D31	Saint Louis (2)	L	46-54
J7	Virginia Military	W	76-26
J11	Johns Hopkins	W	54-40
J14	Princeton	W	58-37
J18	Columbia	L	37-45
J21	Yale	L	61-70
J28	at Penn	L	69-72
F1	Catholic	W	73-44
F4	at Duke	L	53-68
F8	Bucknell	W	71-54
F11	Penn State	W	46-40
F15	Gettysburg	W	62-47
F18	Brown	W	54-35
F22	Rutgers	W	57-48
F25	Notre Dame	L	59-65
M4	at Army	L	46-50

1 - Boston, Mass.

2 - Cotton Bowl Tournament (Dallas, Texas)

1950-51

Coach: Ben Carnevale
Captain: Joseph Fitzpatrick
16-6 overall

D6	Virginia	W	59-37
D9	Franklin & Marshall	W	72-54
D13	Western Maryland	W	85-55
D16	Harvard	W	68-50
D20	Rutgers	W	53-49
D28	North Carolina (1)	W	60-49
D29	Colgate (1)	L	59-63
D30	Wake Forest (1)	W	66-46
J6	George Washington	W	58-54
J10	Maryland	W	51-47
J13 [20]	at Princeton	L	57-70
J20	Catholic	W	61-50
J24	Georgetown	L	55-58
J27	American	W	73-57
J31	Loyola (Md.)	W	61-47
F3	Pittsburgh	W	64-51
F7	Penn State	L	41-44
F10	at Brown	W	68-56
F14	Penn	L	63-67
F17	Duke	W	85-60
F24	at Columbia	L	62-87
M3	Army	W	61-58

1 - Dixie Classic (Raleigh, N.C.)

1951-52

Coach: Ben Carnevale
Captain: Frederic Davis
16-7 overall

D8	Virginia	W	60-32
D11	Western Maryland	W	75-51
D14	at Dartmouth	W	64-55
D15	at Harvard	W	57-54
D19	Princeton	W	54-45

D27 [19]	at N.C. State (1)	L	51-71
D28	Southern California (1)	L	64-80
D29	Wake Forest (1)	W	79-44
J5	Maryland	L	45-48
J9	Catholic	W	77-39
J12	Georgetown	W	82-62
J16	Johns Hopkins	W	97-58
J26	Virginia Military	W	69-54
J30	Penn State	L	49-53
F2	at Yale	W	76-74
F6	Pittsburgh	W	54-44
F9	Duke	L	68-70*
F12	Franklin & Marshall	L	76-79
F15	at Rutgers	W	70-60
F16	at Penn	L	65-70
F20	Columbia	W	65-53
F23	Notre Dame	W	67-58
M1	at Army	W	60-55

1 - Dixie Classic (Raleigh, N.C.)

1952-53

Coach: Ben Carnevale
Captain: James Van Scoyoc
16-5 overall

► NCAA Tournament

D3	Western Maryland	W	126-44
D6	Franklin & Marshall	W	91-68
D10	American	W	69-47
D13	at Yale	W	88-73
D17	Rutgers	W	95-73
D20	Harvard	W	85-62
J6	Johns Hopkins	W	77-50
J9	at Princeton	L	75-76**
J10	at Columbia	L	71-77
J15	Virginia	W	93-71
J24	Temple	W	59-52
J28	Muhlenberg	W	107-72
J31	at Duke	L	73-78
F4	Penn State	W	77-53
F7	Pittsburgh	W	76-56
F11	Penn	W	62-60
F14	at Georgetown	L	65-81
F18	Loyola (Md.)	W	75-72
F21	Maryland	W	51-47
F28	Army	W	84-60
M10	Holy Cross (1)	L	74-87

1 - NCAA Tournament (Philadelphia, Pa.)

1953-54

Coach: Ben Carnevale
Captain: Edward Hogan
18-8 overall

► NCAA Tournament

D5	Virginia	W	86-75
D9	American	W	63-53
D12	Yale	W	90-82
D16	Columbia	W	78-52
D28	North Carolina (1)	W	86-62
D29 [9]	at N.C. State (1)	W	85-75
D30	Duke (1)	L	83-98
J2	at Cornell	L	61-73
J4	Princeton	W	67-66
J6	Johns Hopkins	W	94-50
J8	at Penn	L	60-78
J9	at Temple	W	65-59
J13	Rutgers	W	75-61
J16	Penn State	W	62-58
J27	Franklin & Marshall	W	98-68
J30 [20]	Duke	L	65-82
F3	Pittsburgh	W	108-73

F6	at Harvard	W	71-69
F10	Georgetown	W	110-75
F13 [11]	Maryland	L	60-61*
F17	Gettysburg	W	83-70
F20 [6]	Notre Dame	L	72-84
F27	at Army	L	72-85
M8 [19]	Connecticut (2)	W	85-80
M12	Cornell (3)	W	69-67
M13 [12]	La Salle (3)	L	48-64

1 - Dixie Classic (Raleigh, N.C.)

2 - NCAA Tournament (Buffalo, N.Y.)

3 - NCAA Tournament (Philadelphia, Pa.)

1954-55

Coach: Ben Carnevale
Captain: Larry Wigley
11-9 overall

D4	at Yale	W	81-69
D8	Virginia	L	69-79
D11	Temple	L	55-59
D14	Penn	L	65-77
D17	at Columbia	L	70-77
J5	William & Mary	W	77-56
J8	at Penn State	L	64-84
J12	Franklin & Marshall	W	90-50
J15	Manhattan	L	68-73*
J22	Penn Military	W	71-48
J26	American	W	79-52
J29 [8]	Maryland	L	54-60
F2	Syracuse	W	91-79
F5	Pittsburgh	W	77-65
F9	Saint Joseph's	W	74-68
F12	Duke	L	56-76
F16	Gettysburg	L	72-74*
F19	Georgetown	W	77-54
F22	Dickinson	W	74-42
F26	Army	W	67-45

1955-56

Coach: Ben Carnevale
Captain: Dave Smalley
10-9 overall

D3	Delaware	W	90-70
D6	American	W	75-51
D10	at Penn	W	69-66
D17	Yale	L	85-86
J7	Syracuse	L	65-71
J11	Johns Hopkins	W	83-46
J14	Columbia	L	61-64
J21	Penn Military	W	92-51
J28 [6]	Temple	L	74-93
F1	Penn State	L	65-70
F4	at Maryland	L	61-80
F8	Pittsburgh	W	81-64
F11	Notre Dame	L	63-70
F15	Gettysburg	W	73-44
F18 [11]	at Duke	L	70-93
F22	Franklin & Marshall	W	72-54
F25	Manhattan	L	85-93
F28	Catholic	W	80-52
M3	at Army	W	78-67

1956-57

Coach: Ben Carnevale
Captain: Dave Smalley
15-8 overall

D5	American	W	78-61
D8	Penn	W	80-57
D10	Roanoke	W	76-61
D14	at Rutgers	W	88-71

D15	at Princeton	L	67-77
D18	Haverford	W	70-56
D27	Texas A&M (1)	L	75-76
D28	TCU (1)	L	65-67
D29	Baylor (1)	L	67-76
J9	Virginia Military	W	82-57
J12	at Manhattan	L	76-97
J19	Gettysburg	W	88-63
J26	at Georgetown	W	77-66
J30	Temple	L	58-70
F2 [19]	Duke	W	71-69*
F6	Penn State	W	53-48
F9	at Columbia	L	70-83
F13	Franklin & Marshall	W	72-66
F16	at Pittsburgh	L	63-79
F20	Buffalo	W	80-50
F23	Maryland	W	56-55
F26	Delaware	W	79-76
M2	Army	W	58-47

1 - Southwest Conf. Tournament (Dallas, Texas)

1957-58

Coach: Ben Carnevale
Captain: Alasdair Swanson
10-10 overall

D3	at American	W	70-67
D6	at Haverford	W	65-55
D7	at Penn	L	64-67
D11	at Delaware	W	61-50
D14	Princeton	L	53-61
D18 [6]	at Maryland	L	58-88
J8	Gettysburg	W	63-45
J11	at New York Univ.	L	76-87
J15	Manhattan	W	90-60
J18	Virginia Military	W	80-51
J28	Penn State	W	58-53
F1 [9]	Maryland	L	50-64
F5	Columbia	W	91-69
F8	William & Mary (1)	L	78-90
F12	Georgetown	W	98-73
F15	Pittsburgh	L	83-85*
F19 [7]	Duke	L	63-77
F22 [10]	Notre Dame	L	63-85
F25	Penn Military	W	93-56
M1	at Army	L	68-78

1 - Norfolk, Va.

1958-59

Coach: Ben Carnevale
Captain: Richard Johnson
18-6 overall

► NCAA Tournament

D6	Penn	W	66-53
D9	Dickinson	W	99-35
D12	at Rutgers	W	66-61
D13	at Princeton	L	64-86
D17	at Maryland	W	53-50
D29 [1]	at Kentucky	L	69-82
D30	at Vanderbilt	W	67-61
J1	at Butler	L	58-59
J7	Gettysburg	W	59-42
J10	at Manhattan	L	66-70*
J14	Brandeis	W	82-39
J17	American	W	62-53
J30	at Columbia	W	67-54
J31	at Temple	W	66-53
F7	Boston College	W	78-72
F11	Penn State	W	68-58*
F14	at Duke	L	63-64
F18	Georgetown	W	72-47

OUTLOOK

MIDSHIPMEN

COACHING STAFF

OPPONENTS

YEAR IN REVIEW

RECORD BOOK

HISTORY

NAVAL ACADEMY

MEDIA INFO

YEAR-BY-YEAR RESULTS

11 NCAA TOURNAMENTS ▶ 8 PATRIOT LEAGUE CHAMPIONSHIPS ▶ 13 ALL-AMERICA SELECTIONS ▶ 17 ALL-PATRIOT LEAGUE HONORS ▶ 16 ALL-ROOKIE TEAM SELECTIONS

F21	Pittsburgh	W	80-55
F24	Delaware	W	70-58
F28	Army	W	69-52
M10	[9] North Carolina (1)	W	76-63
M13	Boston U. (2)	L	55-62*
M14	[14] Saint Joseph's (2)	W	70-56

1 - NCAA Tournament (New York, N.Y.)
2 - NCAA Tournament (Charlotte, N.C.)

1959-60

Coach: Ben Carnevale
Captain: Francis Delano
 16-6 overall

▶ NCAA Tournament

D2	Kentucky Wesleyan	W	48-47
D5	at Penn	W	64-41
D8	Baltimore	W	90-74
D12	Princeton	W	57-47
D15	Brandeis	W	86-57
D18	at Auburn (1)	W	68-61
D19	Duke (1)	L	71-76
J6	Gettysburg	W	64-61
J9	at New York Univ.	L	61-69
J13	American	W	85-60
J16	Manhattan	W	84-51
J20	Maryland	L	50-51
J23	Virginia Tech	L	78-89
F3	Temple	W	84-72
F6	Duke	L	48-58
F10	Penn State	W	87-71
F13	at Pittsburgh	W	74-58
F17	at Georgetown	W	79-68
F20	Virginia	W	74-61
F23	Delaware	W	80-52
F27	at Army	W	69-57
M8	[5] West Virginia (2)	L	86-94

1 - Birmingham Classic (Birmingham, Ala.)
2 - NCAA Tournament (New York, N.Y.)

1960-61

Coach: Ben Carnevale
Captain: William Hughes
 10-9 overall

D3	Pittsburgh	W	69-63
D6	Penn	L	53-64
D9	at Princeton	L	72-85
D10	at Temple	L	57-64
D14	Gettysburg	W	72-53
D29	Florida (1)	W	69-62*
D30	Georgia Tech (1)	W	63-60
J3	[8] Duke (2)	L	63-78
J7	American	L	68-74
J13	at Colgate	W	74-73
J14	at Boston College	L	59-71
J18	at Maryland	L	62-63
F1	Rutgers	L	73-74
F4	Penn State	W	58-56
F8	William & Mary	W	69-67
F11	at Virginia	W	85-71
F15	Georgetown	W	66-57
F18	[3] Duke	L	73-75
M4	Army	W	61-55

1 - Gator Bowl Classic (Jacksonville, Fla.)
2 - Greensboro, N.C.

1961-62

Coach: Ben Carnevale
Captain: Myron Tremaine
 13-8 overall

▶ National Invitation Tournament

D5	American	W	68-43
D8	at Manhattan	W	67-50
D9	at Penn	L	58-62
D13	Gettysburg	W	60-53
D16	Princeton	W	70-61
D28	Florida (1)	L	63-68
D29	Vanderbilt (1)	L	74-77
J2	at Georgia Tech	W	64-62*
J6	Boston College	L	79-88
J12	at Bucknell	L	59-73
J13	at Penn State	W	79-67
J17	Georgetown	W	64-56*
J20	Temple	W	61-51
J31	Colgate	W	113-61
F3	Maryland	W	67-58
F7	Penn Military	W	76-40
F10	William & Mary (2)	W	71-59
F14	Rutgers	W	77-50
F17	[7] at Duke	L	72-91
F24	at Army	L	46-47
M17	Duquesne (3)	L	58-70

1 - Gator Bowl Classic (Jacksonville, Fla.)
2 - Norfolk, Va.
3 - National Invitation Tournament (New York, N.Y.)

1962-63

Coach: Ben Carnevale
Captain: Jackson Terwilliger
 9-9 overall

D5	Long Island	W	80-54
D8	Penn	L	51-54*
D12	Gettysburg	W	65-63
D15	at Princeton	L	54-65
D19	at Temple	L	55-56
D28	at Marquette (1)	L	56-76
D29	Utah (1)	W	73-58
J5	Bucknell	W	67-58
J9	[6] Duke	L	70-85
J12	at Maryland	L	61-67
J16	at Georgetown	L	71-83
J19	Hofstra	W	78-69
J30	Virginia	W	78-66
F2	Manhattan	W	80-72
F9	Penn State	L	67-79
F13	Rutgers	W	92-60
F16	at Notre Dame	L	56-68
F23	Army	W	55-48

1 - Milwaukee Basketball Classic (Milwaukee, Wisc.)

1963-64

Coach: Ben Carnevale
Captain: Woodrow Vaughan, Jr.
 10-12 overall

D3	Baltimore	W	77-60
D6	at Manhattan	W	83-75
D7	at Penn	L	58-73
D11	Gettysburg	W	73-52
D14	Princeton	L	76-80
D18	Hofstra	L	81-82
D28	Wake Forest (1)	L	69-77
D30	Georgia (2)	W	57-52
D31	at Georgia Tech	L	73-88
J4	Temple	L	59-66
J8	Long Island	W	93-57
J11	Maryland	W	68-55
J14	at Georgetown	W	67-64
J29	Rutgers	W	89-62
F1	[8] at Duke	L	65-121
F6	Delaware	W	97-72
F8	Penn State	L	63-83

F14	at Virginia	L	55-66
F15	at Virginia Tech	L	54-79
F18	Bucknell	W	86-47
F22	George Washington (3)	L	76-87
F29	at Army	L	55-74

1 - Greensboro, N.C.
2 - Atlanta, Ga.
3 - Arlington, Va.

1964-65

Coach: Ben Carnevale
Captain: Lawrence Mack
 10-10 overall

D2	Western Maryland	W	104-66
D5	Penn	L	58-61
D10	[8] Duke (1)	L	87-93*
D12	at Princeton	L	67-77
D16	Delaware	W	92-49
D29	Fordham (2)	W	88-78
D30	at Rochester (2)	W	88-61
J5	Georgetown	L	73-76
J8	at Rutgers	W	93-87
J9	at Temple	L	60-67
J13	at Maryland	L	58-77
J16	George Washington	L	71-78
J23	Manhattan	W	75-70
F5	at Gettysburg	W	74-49
F6	at Penn State	L	56-84
F10	Long Island	W	94-75
F13	Virginia	W	85-65
F17	Hofstra	W	70-62
F20	Maryland	L	57-70
F27	Army	L	52-62

1 - Baltimore, Md.
2 - Kodak Classic (Rochester, N.Y.)

1965-66

Coach: Ben Carnevale
Captain: Chris Reddington
 7-12 overall

D3	at Fordham	L	53-57
D4	at Penn	L	55-72
D9	Oregon State (1)	W	59-55**
D11	Princeton	L	54-72
D15	Gettysburg	W	83-55
D28	Davidson (2)	W	65-60
D29	Princeton (2)	L	47-62
J5	Georgetown	L	75-88
J8	Syracuse	L	73-83
J12	George Washington	W	99-63
J15	Temple	W	72-50
J22	Franklin & Marshall	W	99-74
F2	Hofstra	W	96-79
F5	at Virginia	L	57-85
F9	at Maryland	L	69-74
F12	Penn State	L	59-66
F15	Rutgers	L	65-69
F19	Boston College	L	78-94
F26	at Army	L	56-70

1 - Baltimore, Md.
2 - Charlotte Tournament (Charlotte, N.C.)

1966-67

Coach: Dave Smalley
Captain: Charles Brewer
 8-10 overall

D1	Baltimore	W	65-59
D3	Penn	L	76-77*
D6	American	W	88-81
D9	at Manhattan	W	73-68

D10	Delaware	L	62-67
D14	Gettysburg	W	80-66
D17	at Princeton	L	57-85
J7	at Boston College	L	76-101
J11	at Georgetown	L	68-97
J14	Holy Cross	L	56-58
F1	George Washington (1)	W	85-79
F4	Virginia	W	77-75
F10	at Bucknell	L	64-67
F11	at Penn State	W	68-64
F14	Rutgers	L	49-83
F16	Maryland	W	66-65
F18	at Temple	L	70-92
F26	Army	L	54-64

1 - Arlington, Va.

1967-68

Coach: Dave Smalley
Captain: Hugh Kilmartin
 9-11 overall

D3	at Penn	L	69-87
D6	American	L	59-63
D9	at Harvard	W	79-78
D13	[10] Princeton	L	59-76
D16	DePauw	W	68-48
D18	George Washington	W	86-59
D29	at Rochester (1)	L	82-85*
D30	Holy Cross (1)	L	77-86
J6	at Syracuse	L	66-86
J9	Johns Hopkins	W	87-53
J13	Air Force	L	88-98
J17	at Maryland	L	72-76
J20	Seton Hall	W	68-58
J30	Gettysburg	W	85-59
F3	at Virginia	L	80-96
F7	Georgetown	W	89-85*
F10	Penn State	W	65-64
F13	Temple	L	63-73
F17	Manhattan	W	79-72
F24	at Army	L	44-66

1 - Kodak Classic (Rochester, N.Y.)

1968-69

Coach: Dave Smalley
Captain: John Tolmie
 7-14 overall

D4	Harvard	W	70-58
D7	Penn	W	55-54
D10	American	W	81-65
D14	at Princeton	L	55-56*
D17	at Georgetown	L	55-70
D27	at N.C. State (1)	L	49-86
D28	Washington (1)	W	67-63
J4	at Temple	L	68-92
J8	Virginia	L	68-84
J11	at Air Force	L	47-73
J15	Washington & Lee	L	69-70
J18	Baltimore	W	87-67
J29	Gettysburg	L	71-80*
F1	at New York Univ.	L	81-85**
F5	George Washington (2)	L	73-74
F8	at Penn State	L	57-61
F12	Maryland	W	72-68
F15	Manhattan	W	54-53
F20	Massachusetts	L	57-61*
F22	Old Dominion	L	69-84
M1	Army	L	35-51

1 - Triangle Classic (Raleigh, N.C.)
2 - Arlington, Va.

YEAR-BY-YEAR RESULTS

1969-70

Coach: Dave Smalley
Captain: Paul Semko
4-19 overall

D3	Virginia Military	W	71-66
D6	at Penn	L	66-80
D10	Fairleigh Dickinson	L	58-59
D13	at Georgetown	L	81-90
D17	Princeton	L	60-67
D19	[1] at Kentucky (1)	L	59-73
D20	Dayton (1)	L	69-83
D29	at South Alabama (2)	L	74-84
D30	Valparaiso (2)	L	71-87
J6	at Harvard	L	73-92
J8	Gettysburg	W	76-56
J10	Washington & Lee	L	56-70
J14	at Maryland	L	57-73
J17	Temple	L	57-58
J28	Fordham	L	63-75
J31	at Virginia	L	44-52
F4	George Washington	L	60-63
F7	Manhattan	L	57-77
F11	Baltimore	W	102-80
F14	Penn State	L	71-79
F18	American (3)	L	59-75
F21	New York Univ.	W	70-62
F28	Army	L	56-80

1 - Kentucky Invitational Tournament (Lexington, Ky.)
2 - Senior Bowl Classic (Mobile, Ala.)
3 - Arlington, Va.

1970-71

Coach: Dave Smalley
Captain: Jack Conrad
12-12 overall

D1	Dickinson	W	65-45
D2	at Temple	L	57-64
D5	[11] Penn	L	45-59
D9	Virginia	L	63-81
D12	at Princeton	L	49-52
D16	Georgetown	W	76-69**
D18	Washington (1)	L	69-80
D19	New York Univ. (1)	W	73-72*
D29	at The Citadel (2)	W	72-69
D30	Baylor (2)	W	78-76*
J6	Rutgers	L	47-60
J9	Randolph-Macon	L	50-51
J13	Washington & Lee	W	76-53
J16	Harvard	L	72-89
J20	Gettysburg	W	59-42
J23	Baltimore	W	85-73
J30	at New York Univ.	W	57-50
F3	George Washington (3)	L	87-88*
F6	at William & Mary	L	71-77
F10	Virginia Military	W	65-47
F13	at Penn State	L	62-73
F17	American	W	83-66
F20	Manhattan	W	65-60
F27	Army	L	50-64

1 - Utah Basketball Classic (Salt Lake City, Utah)
2 - Palmetto Classic (Charleston, S.C.)
3 - Arlington, Va.

1971-72

Coach: Dave Smalley
Captain: Harold Cronauer
10-13 overall

D1	Dickinson	W	96-54
D4	[15] at Penn	L	74-94
D8	Johns Hopkins	W	86-57

D11	at Syracuse	L	80-90
D14	[18] Princeton	L	58-73
D29	at Pittsburgh (1)	L	78-88
D30	Wake Forest (1)	W	72-62
J5	Washington & Lee	L	56-57
J8	Temple	W	65-61
J12	Baltimore	W	55-53
J15	Air Force	W	55-53
J19	Haverford	W	77-58
J22	Maryland (2)	L	60-85
J29	Manhattan (3)	L	62-67
F2	George Washington	L	67-84
F5	at West Virginia	L	81-84
F9	American (4)	L	63-70
F12	Penn State	L	59-68
F14	Georgetown	W	70-66
F16	Rochester	W	80-62
F19	Montclair State	L	65-67
F26	at Army	W	61-60
M1	at Rutgers	L	72-80

1 - Steel Bowl (Pittsburgh, Pa.)
2 - Norfolk, Va.
3 - Madison Square Garden (New York, N.Y.)
4 - Arlington, Va.

1972-73

Coach: Dave Smalley
Captain: Roy Wiegand
13-12 overall

N29	Haverford	W	77-34
D4	Dickinson	W	73-57
D6	Baltimore	W	69-45
D9	[9] Penn	L	39-58
D13	at Temple	W	66-58
D16	[19] at Memphis	L	51-80
D18	at Louisville	L	52-68
D28	Stanford (1)	L	61-67
D29	at Old Dominion (1)	W	77-73
J6	Muhlenberg	W	85-57
J10	Randolph-Macon	W	80-61
J13	at Air Force	L	55-66
J17	American	L	62-73
J20	[3] Maryland (2)	L	67-76
J27	at Princeton	W	59-52
J31	George Washington (3)	L	56-59
F3	Rutgers	W	84-70
F6	Virginia	L	51-67
F9	at Gettysburg	W	65-62
F10	at Penn State	L	53-73
F14	at Georgetown	L	52-55
F17	Manhattan	W	76-75
F24	Army	L	56-57
M3	St. Francis (N.Y.)	W	110-80
M10	at West Florida	W	72-60

1 - Old Dominion Classic (Norfolk, Va.)
2 - Norfolk, Va.
3 - Arlington, Va.

1973-74

Coach: Dave Smalley
Captain: Bob Marshburn
9-13 overall

N30	Lycoming	W	96-68
D3	Merchant Marine Acad.	W	79-48
D5	at Princeton	L	44-64
D8	[16] at Penn	L	61-70
D11	Temple	L	41-52
D15	William & Mary	L	80-84
D28	Baptist College (1)	W	63-46
D29	at The Citadel (1)	L	66-74*
J9	Georgetown	W	56-55

J12	Air Force	L	47-54
J16	Gettysburg	L	68-72*
J19	[4] Maryland (2)	L	50-72
J26	Manhattan	L	66-82
J30	George Washington	L	61-67
F2	at Rutgers	L	85-86
F6	Johns Hopkins	W	68-56
F9	Penn State	W	52-33
F13	at American (3)	W	60-53
F16	at Virginia	L	72-91
F19	Adelphi	W	89-62
F23	at Army	W	57-41
M2	at St. Francis (N.Y.)	L	62-68

1 - Palmetto Classic (Charleston, S.C.)
2 - Baltimore, Md.
3 - Arlington, Va.

1974-75

Coach: Dave Smalley
Captain: Mickey Hampton
12-12 overall

N29	Lycoming	W	79-59
D2	Dickinson	W	60-41
D3	at Princeton	L	55-66
D7	[14] Penn	L	54-65
D11	George Mason	W	77-56
D13	at Tennessee (1)	L	59-86
D14	Cincinnati (1)	W	76-67
D18	at Temple	L	63-64
D27	at Minnesota (2)	L	35-68
D28	Auburn (2)	L	69-73
J8	at Washington & Lee	L	47-54
J11	at Air Force	W	51-48
J15	Muhlenberg	W	76-55
J18	[5] Maryland (3)	L	73-87
J25	at Fordham	L	60-71
J29	at George Washington	L	58-80
F1	Rutgers	L	70-75
F5	Johns Hopkins	W	82-53
F8	at Penn State	W	66-64
F12	American	W	77-72*
F15	Manhattan	L	62-63
F22	Army	W	72-61
F25	Moravian	W	83-51
F27	St. Francis (N.Y.)	W	91-65

1 - Volunteer Classic (Knoxville, Tenn.)
2 - Pillsbury Classic (Minneapolis, Minn.)
3 - Baltimore, Md.

1975-76

Coach: Dave Smalley
Captains: Mark Alfors, Jerry Liscomb
10-14 overall

N28	Fordham	L	55-63
D1	Haverford	W	109-72
D3	Princeton	L	59-60
D6	at Penn	L	74-93
D10	Lycoming	W	92-62
D13	Temple	W	81-57
D27	at St. Francis (N.Y.)	L	66-78
D28	at Gannon (1)	L	52-55
D29	Colgate (1)	W	52-48
J7	Loyola (Md.)	W	77-72
J10	Air Force	W	69-58
J12	Muhlenberg	W	90-66
J14	at Georgetown	L	65-73
J17	[2] Maryland (2)	L	69-87
J24	Xavier	L	64-67
J28	George Washington	L	71-93
F2	George Mason	L	63-68
F4	Johns Hopkins	W	86-69

F7	[7] at Rutgers	L	71-86
F10	Washington (Md.)	W	99-68
F14	Penn State	W	83-81**
F18	American (2)	L	47-50
F21	at Manhattan	L	63-81
F28	at Army	L	62-78

1 - Porreco Cup Tournament (Erie, Pa.)
2 - Capital Centre (Washington, D.C.)

1976-77

Coach: Bob Hamilton
Captain: Leo Latonick
13-11 overall

N26	at Richmond (1)	L	49-56
N27	Dartmouth (1)	W	50-43
N29	Lycoming	W	64-48
D1	at Princeton	L	36-52
D4	Penn	W	71-67
D8	Washington (Md.)	W	102-61
D11	George Mason	W	98-58
D14	at Temple	L	54-55
D28	at Furman (2)	L	66-89
D29	The Citadel (2)	W	89-56
J4	Texas Wesleyan	W	102-87
J8	at Air Force	L	79-81***
J12	Georgetown	W	56-55
J15	[14] Maryland (3)	L	54-62
J18	Catholic	W	68-60
J29	at William & Mary	L	56-70
F2	Johns Hopkins	W	104-61
F5	Lynchburg	W	76-66
F9	at George Washington	L	59-65
F12	at Penn State	L	64-77
F16	American	L	68-70
F19	Manhattan	W	84-73
F26	Army	L	53-54
M2	at St. Francis (N.Y.)	W	81-76

1 - Spider Classic (Richmond, Va.)
2 - Poinsetta Classic (Greenville, S.C.)
3 - Capital Centre (Washington, D.C.)

1977-78

Coach: Bob Hamilton
Captain: Hank Kuzma
14-11 overall

N27	Georgetown (1)	L	56-71
N28	American (1)	W	60-45
N30	Princeton	W	60-57
D3	at Penn	L	69-83
D7	at Merchant Marine Acad.	W	64-57
D10	at Old Dominion	W	72-66
D16	at Samford (2)	W	82-71
D17	Florida State (2)	L	55-82
D29	at Valparaiso	L	60-62
D30	at Butler	W	67-65
J4	Muhlenberg	W	89-65
J7	UMBC	W	70-60
J11	[17] at Georgetown	L	53-56
J14	Saint Francis (Pa.)	W	69-60
J18	Temple	L	59-68
J28	at Fordham	L	68-75
J31	George Washington	L	80-82*
F4	New Hampshire	W	78-64
F7	William & Mary	L	62-70
F9	at Catholic	W	63-58
F11	Penn State	W	87-64
F13	Lycoming	W	73-59
F15	American (3)	L	66-73
F18	Manhattan	W	86-71
F25	at Army	L	62-66

1 - Capital Centre (Washington, D.C.)
2 - Birmingham Classic (Birmingham, Ala.)
3 - Arlington, Va.

OUTLOOK

MIDSHIPMEN

COACHING STAFF

OPPONENTS

YEAR IN REVIEW

RECORD BOOK

HISTORY

NAVAL ACADEMY

MEDIA INFO

NAVY BASKETBALL Midshipmen

YEAR-BY-YEAR RESULTS

1978-79

Coach: Bob Hamilton
Captain: Kevin Sinnett
13-12 overall

N26	Haverford	W	80-59
N28	American (1)	W	89-78
D1	Penn	L	66-82
D7	Lebanon Valley	W	88-60
D9	Lycoming	W	94-70
D12	at Temple	L	47-73
D15	at South Florida (2)	W	66-58
D16	Auburn (2)	L	57-63
D29	Central Michigan (3)	L	70-78
D30	Arkansas State (3)	W	77-75*
J6	at Saint Francis (Pa.)	L	51-52
J10	UMBC	W	76-74
J13	New Hampshire	L	71-72*
J16	at Yale	W	75-73
J20	Va. Commonwealth	L	42-47
J23	at Maryland	L	62-82
J27	Old Dominion	L	62-65
J30	Catholic	W	79-51
F3	at William & Mary	L	63-68
F7	at George Washington	L	63-70
F10	at Penn State	L	40-43
F13	American	W	79-59
F17	at Manhattan	W	64-61
F24	Army	W	47-45
F27	Randolph-Macon	W	70-65

- 1 - Capital Centre (Washington, D.C.)
- 2 - Big Sun Tournament (St. Petersburg, Fla.)
- 3 - Holiday Invitational (Evansville, Ind.)

1979-80

Coach: Bob Hamilton
Captain: Bruce Grooms
14-13 overall

N30	Haverford	W	75-57
D5	American (1)	W	69-68
D8	Temple	L	50-55
D11	at Delaware	W	64-62
D15	at Penn	L	54-69
D29	Millersville State	W	70-54
J2	Lehigh (2)	W	68-67*
J3	Houston Baptist (2)	W	81-67
J9	at Va. Commonwealth	L	67-87
J12	at Old Dominion	L	44-58
J16	William & Mary	W	73-48
J19	Yale	L	58-60
J22	Lafayette	L	52-64
J24	Bluefield	W	84-57
J26	Fordham	W	72-63
J29	at Catholic	L	53-54
F2	at Kent state	L	52-66
F4	[8] at Notre Dame	L	53-67
F9	Penn State	L	44-51
F12	at American	L	64-79
F14	George Washington	W	69-65
F16	Manhattan	W	76-55
F18	Lycoming	W	76-51
F23	at Army	L	48-53
F26	Baltimore	W	51-50
F28	Saint Francis (Pa.) (3)	W	75-62
M1	Old Dominion (3)	L	51-62*

- 1 - Starplex (Washington, D.C.)
- 2 - Hatter Tournament (DeLand, Fla.)
- 3 - ECAC South Tournament (Hampton, Va.)

1980-81

Coach: Paul Evans
Captain: Kevin Cotherman
9-16 overall

N28	[4] at Maryland	L	64-86
D1	Haverford	W	91-43
D3	at Holy Cross	L	71-82
D6	Lehigh	L	53-55
D9	at Virginia Military	W	71-61
D13	Robert Morris	W	71-67
D29	[17] at South Alabama	L	47-65
D30	Eastern Kentucky	L	76-79
J5	at Missouri	L	67-88
J7	at San Diego State	L	77-90
J10	at U.S. International	L	63-73
J14	Catholic	W	92-44
J17	Delaware	W	51-43
J19	Millersville State	W	80-56
J21	at Lafayette	L	60-77
J24	Richmond	L	56-64
J28	at James Madison	L	55-73
J31	at William & Mary	L	60-71
F4	Westminster	W	58-49
F7	at Penn State	L	51-67
F11	American	W	90-77
F14	Old Dominion	L	63-72
F16	at George Washington	L	79-84
F21	at Manhattan	L	57-65
F28	Army	W	68-66*

- 1 - Senior Bowl Classic (Mobile, Ala.)

1981-82

Coach: Paul Evans
Captain: Myron Simons
12-14 overall, 2-4 ECAC South

N27	Virginia Military	W	63-37
D1	Longwood	W	68-47
D3	Holy Cross	L	66-78
D5	at Harvard	W	69-64
D8	at Lehigh	W	74-62
D11	Stetson (1)	L	56-80
D12	Rollins (1)	L	70-73
D29	at Providence (2)	W	68-65
D30	Massachusetts (2)	L	61-64
J7	at Baptist College	L	56-62
J9	at Temple	L	64-80
J18	*at George Mason	L	79-89
J20	Lafayette	W	76-58
J23	*at Richmond	W	65-55
J25	Lycoming	W	74-49
J27	*James Madison	L	49-59
J30	*William & Mary	L	46-47*
F2	George Washington	L	51-60
F6	Penn State	L	54-62
F13	*at Old Dominion	L	55-81
F15	Millersville State	W	87-69
F17	at American	L	78-93
F20	*East Carolina	W	88-76
F22	at Robert Morris	W	80-53
F27	at Army	W	62-59
M4	William & Mary (3)	L	55-79

- 1 - Tangerine Bowl (Orlando, Fla.)
- 2 - Inbank Classic (Providence, R.I.)
- 3 - ECAC South Tournament (Norfolk, Va.)

1982-83

Coach: Paul Evans
Captain: David Brooks
18-11 overall, 3-3 ECAC South

N26	Washington & Jefferson	W	74-72
-----	------------------------	---	-------

N30	Md.- Eastern Shore	W	76-66
D3	[10] at Iowa (1)	L	65-76
D4	Pittsburgh (1)	W	73-65
D6	Allegheny	W	86-55
D11	Harvard	W	81-57
D17	at Tenn.-Chattanooga (2)	L	67-80
D18	Alab.-Birmingham (2)	L	57-71
J8	Delaware	L	52-54
J15	at Yale	W	77-76
J17	Lehigh	W	69-57
J19	at Lafayette	W	71-69*
J22	*Richmond	W	57-55
J26	*at James Madison	L	63-73
J27	at Virginia Military	W	57-53
J29	*East Carolina	W	60-58
J31	at Maryland	L	73-98
F2	at George Washington	L	79-87
F5	at Penn State	L	83-104
F7	Fairfield	W	110-103
F9	American	W	81-74
F14	Loyola (Md.)	W	65-50
F19	*at East Carolina	L	67-68
F21	*at William & Mary	L	55-75
F26	Army	W	80-69
M2	Brooklyn College	W	86-65
M5	*George Mason	W	76-73
M10	Richmond (3)	W	74-69
M11	James Madison (3)	L	58-72

- 1 - Amana-Hawkeye Classic (Iowa City, Iowa)
- 2 - Krystal Classic (Chattanooga, Tenn.)
- 3 - ECAC South Tournament (Richmond, Va.)

1983-84

Coach: Paul Evans
Captain: Mike Jones
24-8 overall, 6-4 ECAC South

N25	St. Lawrence	W	85-51
N26	Yale	W	77-58
N28	California State (Pa.)	W	77-63
N30	Virginia Military	W	73-57
D3	at Brooklyn College	W	86-71
D5	North Carolina Wesleyan	W	85-67
D7	at Lehigh	W	80-67
D10	at Fairfield	W	102-85
D27	Tennessee (1)	L	61-76
D29	Holy Cross (1)	W	70-67
D30	Duke (1)	L	79-90
J3	at San Diego State	L	81-88
J7	at Saint Mary's (Calif.)	W	77-66
J11	*Richmond	L	61-75
J14	*at James Madison	L	59-65
J16	Farleigh Dickinson	W	79-72
J18	Lafayette	W	76-67
J21	*William & Mary	W	60-55**
J23	at Delaware	W	57-54
J26	at American	W	78-71
J28	*at George Mason	L	69-75
J30	*East Carolina	W	79-61
F6	Penn State	W	100-69
F8	*at Richmond	L	66-69
F11	*James Madison	W	79-73
F13	Campbell	W	85-61
F18	*at William & Mary	W	73-71
F20	*at East Carolina	W	66-56
F25	at Army	W	61-59
M3	*George Mason	W	91-86
M9	William & Mary (2)	W	67-57
M10	Richmond (2)	L	55-74

- 1 - Rainbow Classic (Honolulu, Hawaii)
- 2 - ECAC South Tournament (Harrisonburg, Va.)

1984-85

Coach: Paul Evans
Captain: Vernon Butler
26-6 overall, 11-3 ECAC South

- NCAA Tournament Second Round
- ECAC South Regular-Season Champions
- ECAC South Tournament Champions

N27	Gettysburg	W	87-53
N29	Drexel	W	91-74
D3	*American	W	84-68
D4	at Penn State	L	63-66
D7	at Southern Illinois (1)	L	72-75
D8	Western Illinois (1)	W	80-74
J5	at Loyola (Md.)	W	63-54
J7	*UNC-Wilmington	W	83-68
J10	*at Richmond	W	67-63
J12	*James Madison	W	79-65
J14	Bethany College	W	94-34
J16	at Lafayette	W	74-71**
J19	*at William & Mary	W	70-59
J21	Delaware	W	87-53
J24	*at UNC-Wilmington	W	78-51
J26	*at East Carolina	W	87-68
J31	*George Mason	L	74-78
F2	*Richmond	W	80-55
F4	at Fairleigh Dickinson	W	83-74
F6	Fairfield	W	95-82
F9	*at James Madison	L	62-65
F14	*American (2)	W	81-61
F16	*William & Mary	W	84-60
F18	*East Carolina	W	76-66
F23	Army	W	48-47
F27	*at George Mason	L	77-93
M4	at Campbell	W	84-63
M7	East Carolina (3)	W	94-73
M8	at William & Mary (3)	W	89-83
M9	Richmond (3)	W	85-76
M15	[20] Louisiana State (4)	W	78-55
M17	Maryland (4)	L	59-64

- 1 - Saluki Shootout (Carbondale, Ill.)
- 2 - Arlington, Va.
- 3 - ECAC Tournament (Williamsburg, Va.)
- 4 - NCAA Tournament (Dayton, Ohio)

1985-86

Coach: Paul Evans
Captain: Vernon Butler
30-5 overall, 13-1 CAA

- NCAA Tournament Elite Eight
- CAA Regular-Season Champions
- CAA Tournament Champions

N22	St. John's (1)	L	58-66
N26	Westminster	W	84-54
D2	Case Western Reserve	W	105-55
D4	Penn State	W	103-50
D6	Ohio (2)	W	73-62
D7	[4] at Syracuse (2)	L	67-89
D21	Air Force (3)	W	70-53
D23	Army (3)	W	93-63
D27	DePaul (4)	W	67-64
D28	[7] at Georgia Tech (4)	L	64-82
J4	*at UNC-Wilmington	W	76-61
J6	*at East Carolina	W	67-62
J9	*James Madison	W	85-54
J11	*George Mason	W	88-74
J15	Lafayette	W	71-56
J18	*at American	W	97-68
J20	*at Delaware	W	108-63
J23	*at Richmond	L	61-67
J25	*at William & Mary	W	76-68

11 NCAA TOURNAMENTS ► 8 PATRIOT LEAGUE CHAMPIONSHIPS ► 13 ALL-AMERICA SELECTIONS ► 17 ALL-PATRIOT LEAGUE HONORS ► 16 ALL-ROOKIE TEAM SELECTIONS

YEAR-BY-YEAR RESULTS

F1	*UNC-Wilmington	W	95-68
F3	*East Carolina	W	71-56
F6	*at George Mason	W	81-68
F8	*at James Madison	W	63-51
F12	Fairfield (5)	W	78-53
F15	*American	W	74-53
F17	*William & Mary	W	66-51
F23	at Army	W	55-52*
F25	*Richmond	W	85-72
M1	James Madison (6)	W	81-67
M3	UNC-Wilmington (6)	W	62-60
M4	at George Mason (6)	W	72-61
M14	Tulsa (7)	W	87-68
M16	[9] at Syracuse (7)	W	97-85
M21	Cleveland State (8)	W	71-70
M23	[1] Duke (8)	L	50-71

- 1 - Preseason NIT (Hartford, Conn.)
- 2 - Carrier Classic (Syracuse, N.Y.)
- 3 - Suntory Classic (Tokyo, Japan)
- 4 - Cotton States Classic (Atlanta, Ga.)
- 5 - The Meadowslands (East Rutherford, N.J.)
- 6 - CAA Tournament (Fairfax, Va.)
- 7 - NCAA Tournament (Syracuse, N.Y.)
- 8 - NCAA Tournament (East Rutherford, N.J.)

1986-87

Coach: Pete Herrmann
Captain: Doug Wojcik
26-6 overall, 13-1 CAA

► NCAA Tournament First Round

► CAA Regular-Season Champions

► CAA Tournament Champions

N22	[17] N.C. State (1)	L	84-86
N28	Utica (2)	W	86-55
N29	at Michigan State (2)	W	91-90
D5	Yale	W	92-63
D8	Saint Leo	W	92-57
D27	Idaho State (3)	W	78-56
D29	[1] at UNLV (3)	L	79-104
J3	*UNC-Wilmington	W	72-58
J5	*East Carolina	W	91-66
J8	*Richmond	L	62-64
J10	*at James Madison	W	95-70
J12	*at George Mason	W	59-57
J14	at Lafayette	W	75-71
J17	*American	W	96-60
J19	Delaware	W	84-60
J21	at Drexel	L	80-83
J23	*William & Mary	W	82-59
J25	at Kentucky	L	69-80
J31	*at UNC-Wilmington	W	67-66
F2	*at East Carolina	W	76-60
F5	*James Madison	W	73-71
F7	Miami (Fla.) (4)	W	78-62
F9	*George Mason	W	81-64
F11	UMBC	W	75-50
F14	*at American	W	68-61
F16	*at William & Mary	W	63-52
F21	Army	W	58-52
F24	*at Richmond	W	84-66
F28	William & Mary (5)	W	63-52
M1	James Madison (5)	W	85-64
M2	UNC-Wilmington (5)	W	53-50
M12	Michigan (6)	L	82-97

- 1 - Hall of Fame Tip-Off Classic (Springfield, Mass.)
- 2 - Spartan Outlast Classic (East Lansing, Mich.)
- 3 - UNLV Runnin' Rebel Classic (Las Vegas, Nev.)
- 4 - Baltimore, Md.)
- 5 - CAA Tournament (Hampton, Va.)
- 6 - NCAA Tournament (Charlotte, N.C.)

1987-88

Coach: Pete Herrmann
Captain: Cliff Rees
12-16 overall, 6-8 CAA

N28	at Mount St. Mary's	W	80-75
N30	Slippery Rock	L	81-89
D4	[6] at Iowa (1)	L	61-91
D5	Jacksonville (1)	L	64-69
D7	Towson	L	62-79
D28	at Toledo (2)	L	42-60
D29	[16] Iowa State (2)	L	61-81
J4	The Citadel	W	79-67
J6	Lafayette	W	70-53
J9	*at Richmond	L	63-78
J13	*William & Mary	L	65-67
J16	*at East Carolina	L	49-61
J18	*at UNC-Wilmington	L	60-69
J23	*George Mason	L	68-80
J25	UMBC	L	72-80
J27	*James Madison	W	73-63
J30	*at American	W	75-60
F1	Delaware	W	63-60
F6	*Richmond	W	73-59
F10	*at William & Mary	W	63-61*
F13	*East Carolina	W	90-88**
F15	*UNC-Wilmington	W	75-51
F17	Fordham	W	54-51
F20	*American	L	58-69
F24	*at James Madison	L	63-66
F27	at Army	W	71-67
M1	*at George Mason	L	72-85
M5	UNC-Wilmington (3)	L	55-70

- 1 - Amana-Hawkeye Classic (Iowa City, Iowa)
- 2 - Blade Classic (Toledo, Ohio)
- 3 - CAA Tournament (Hampton, Va.)

1988-89

Coach: Pete Herrmann
Captain: Derric Turner
6-22 overall, 1-13 CAA

N26	Penn	W	93-91**
N28	Mount St. Mary's	L	54-83
D3	at Yale	W	80-75
D7	at Towson	L	69-74
D10	*American	L	67-90
D22	Hofstra	W	58-53
D29	at Santa Clara (1)	L	46-69
D30	Boston U. (1)	L	54-75
J3	at Northwestern	L	60-83
J7	*at James Madison	L	60-64
J9	at The Citadel	L	62-71
J11	*at George Mason	L	73-84
J14	*Richmond	L	74-76*
J18	*at William & Mary	L	59-72
J21	*UNC-Wilmington	L	64-72
J23	*East Carolina	L	63-70
J28	*at American	W	59-67
J30	Delaware	L	51-62
F1	*James Madison	L	71-74
F4	*George Mason	L	73-80
F6	at Fordham	L	55-66
F8	at UMBC	W	83-67
F11	*at Richmond	L	42-69
F15	*William & Mary	W	73-70*
F18	*at UNC-Wilmington	L	60-65
F20	*at East Carolina	L	58-67
F25	Army	W	89-73
M4	Richmond (2)	L	86-96

- 1 - Cable Car Classic (Santa Clara, Calif.)
- 2 - CAA Tournament (Hampton, Va.)

1989-90

Coach: Pete Herrmann
Captain: Eddie Reddick
5-23 overall, 4-10 CAA

N25	Fordham	L	73-80
N28	Hofstra	W	80-72
D1	Tenn.-Chattanooga (1)	L	81-86
D2	Bucknell (1)	L	66-67
D6	Towson	L	70-73
D8	Penn	L	81-90*
D28	Auburn (2)	L	61-75
D29	Bucknell (2)	L	84-89
J3	at Lafayette	L	65-72
J6	*at East Carolina	L	55-75
J8	*at UNC-Wilmington	W	62-59
J13	*William & Mary	W	74-66
J15	at Loyola (Md.)	L	74-81*
J17	*at Richmond	W	57-46
J20	*James Madison	L	52-76
J22	at Mount St. Mary's	L	78-88
J24	*George Mason	L	77-81
J27	*at American	L	54-59
J29	at Delaware	L	51-70
F3	*East Carolina	L	69-85
F5	*UNC-Wilmington	L	53-67
F10	*at William & Mary	W	83-61
F14	*Richmond	L	70-79
F17	*at James Madison	L	54-80
F19	*American	L	63-78
F24	at Army	L	78-92
F26	*at George Mason	L	70-75
M3	American (3)	L	61-71

- 1 - Disneyland Classic (Irvine, Calif.)
- 2 - Blue Angels Tournament (Pensacola, Fla.)
- 3 - CAA Tournament (Richmond, Va.)

1990-91

Coach: Pete Herrmann
Captain: Eddie Reddick
8-21 overall, 2-12 CAA

N24	at Fordham	L	84-103
N26	Mount St. Mary's	W	116-98
N30	at Jacksonville (1)	L	82-84
D1	Cleveland State (1)	L	98-106
D5	at Towson	W	102-88
D7	at Penn	L	61-73
D9	at Hofstra	W	83-81
D28	Charlotte (2)	L	109-117
D29	Towson (2)	L	75-90
J2	Lafayette	W	78-75
J5	*East Carolina	L	81-97
J7	*UNC-Wilmington	W	100-97
J12	*at William & Mary	L	73-76
J14	Loyola (Md.)	L	77-84
J16	*Richmond	L	82-83
J19	*at George Mason	L	82-93
J23	*James Madison	L	80-81
J26	*at American	W	94-82
J28	Delaware	L	80-102
F2	*at UNC-Wilmington	L	76-87
F4	*at East Carolina	L	66-75
F9	*William & Mary	L	73-82
F11	*American	L	79-86
F13	*at Richmond	L	72-91
F16	*George Mason	L	79-85
F19	*at James Madison	L	86-106
F23	Army	W	99-78
M2	James Madison (3)	W	85-82*
M3	George Mason (3)	L	86-93*

- 1 - Mazda Gator Bowl Classic (Jacksonville, Fla.)

- 2 - Blue Angels Classic (Pensacola, Fla.)
- 3 - CAA Tournament (Richmond, Va.)

1991-92

Coach: Pete Herrmann
Captain: Sam Cook
6-22 overall, 1-13 Patriot League

N23	at Hofstra	L	62-85
N25	Gettysburg (A)	W	90-67
N30	at William & Mary	L	77-82*
D6	at Penn	L	73-81
D8	Manhattan (A)	L	75-79
D27	at Hawai'i (1)	L	88-95
D29	Wisconsin (1)	L	58-93
D30	Bradley (1)	W	65-53
J2	at San Diego	L	76-93
J6	Drexel (A)	W	84-71
J11	*Bucknell (A)	L	74-78
J13	at Loyola (Md.)	W	75-73
J15	*at Colgate	L	76-78
J18	*Holy Cross (A)	L	80-85
J22	*Lehigh (A)	L	86-106
J25	*at Army	L	56-64
J29	*Lafayette (H)	L	62-75
F1	*at Fordham	L	75-81
F3	UMBC (H)	W	97-80
F5	*at Bucknell	L	71-74
F8	*Colgate (H)	W	89-57
F12	*at Holy Cross	L	62-88
F15	*at Lehigh	L	88-92
F19	*Army (A)	L	54-62
F22	*at Lafayette	L	67-77
F29	*Fordham (A)	L	68-73
M2	UNC Greensboro (A)	L	71-74
M7	Fordham (2)	L	59-77

- A - Alumni Hall (Annapolis, Md.)
- H - Halsey Field House (Annapolis, Md.)
- 1 - Rainbow Classic (Honolulu, Hawai'i)
- 2 - Patriot League Tournament (Bethlehem, Pa.)

1992-93

Coach: Don DeVoe
Captain: John Haase
8-19 overall, 5-9 Patriot League

D1	at St. Bonaventure	L	74-83
D4	Penn (A)	L	58-78
D7	Richmond	L	54-73
D9	Gettysburg (A)	L	76-78*
D29	at Fresno State	L	53-66
D30	Eastern Washington (1)	W	57-56
J4	at Delaware	L	58-79
J6	William & Mary (A)	L	53-58
J9	*Army (A)	W	73-66
J11	Loyola (Md.) (H)	W	65-62**
J13	*Lehigh (A)	W	81-57
J16	*at Colgate	L	65-74*
J20	*Lafayette (A)	W	53-50
J23	*Bucknell (A)	L	61-68
J27	*at Holy Cross	L	69-95
J30	*Fordham (H)	L	52-59
F2	*at Army	W	56-39
F6	*at Lehigh	W	83-74
F8	Drexel (H)	L	57-73
F10	*Colgate (H)	L	57-67
F13	*at Lafayette	L	60-65
F15	Wash. & Jefferson (H)	W	78-63
F17	*at Bucknell	L	64-93
F20	*Holy Cross (H)	L	72-90
F27	*at Fordham	L	48-57
M1	at UNC Greensboro	L	60-72
M3	at Colgate	L	80-84

OUTLOOK

MIDSHIPMEN

COACHING STAFF

OPPONENTS

YEAR IN REVIEW

RECORD BOOK

HISTORY

NAVAL ACADEMY

MEDIA INFO

YEAR-BY-YEAR RESULTS

A - Alumni Hall (Annapolis, Md.)
 H - Halsey Field House (Annapolis, Md.)
 1 - Fresno, Calif.
 2 - Patriot League Tournament (Hamilton, N.Y.)

1993-94

Coach: Don DeVoe
Captain: Victor Mickel

17-13 overall, 9-5 Patriot League

- ▶ **NCAA Tournament First Round**
- ▶ **Patriot League Regular-Season Champions**
- ▶ **Patriot League Tournament Champions**

N27	Air Force	W	77-63
D1	St. Bonaventure	W	73-70
D3	Portland (1)	L	93-94
D4	Ohio (1)	L	50-68
D6	at Air Force	L	70-82
D11	Md.-Eastern Shore	L	71-82
D22	Gettysburg	W	85-63
D28	at Florida International	L	65-77
D30	at Florida Atlantic	W	85-72
J4	at William & Mary	W	68-62
J10	at Loyola (Md.)	L	68-78
J12	*Lehigh	L	69-74
J15	*Colgate	L	54-67
J17	Brown	L	61-72
J19	*at Lafayette	L	76-77
J22	*at Bucknell	W	75-68
J26	*Holy Cross	W	83-81
J29	*at Fordham	L	72-84
F2	*Army	W	71-47
F5	*at Lehigh	W	86-79
F9	*at Colgate	W	68-67
F12	*Lafayette	L	63-68
F16	*Bucknell	W	94-83
F19	*at Holy Cross	W	99-91
F26	*Fordham	W	73-42
F28	*at Army	W	79-69
M4	Army (2)	W	96-84
M5	Holy Cross (2)	W	93-91
M11	Colgate (2)	W	78-76
M17	[5] Missouri	L	53-76

1 - Ameritas Classic (Lincoln, Neb.)
 2 - Patriot League Tournament (Annapolis, Md.)
 3 - NCAA Tournament (Ogden, Utah)

1994-95

Coach: Don DeVoe
Captain: Wes Cooper

20-9 overall, 10-4 Patriot League

N26	at Air Force	L	76-85
D1	at Md.-Eastern Shore	W	62-51
D3	at Brown	L	53-61
D5	Gettysburg	W	102-65
D10	Air Force	W	60-50
D19	at Drexel	L	64-82
D21	Florida Atlantic	W	83-66
D28	New Hampshire	L	79-81
D30	Florida International	W	104-67
J3	William & Mary	W	86-70
J7	*at Bucknell	L	63-73
J9	Virginia Military	W	101-83
J11	*Lafayette	W	78-62
J14	*at Holy Cross	L	77-87
J18	*at Colgate	L	67-81
J21	*Army	W	80-74
J25	*at Fordham	W	62-60
J28	*Lehigh	L	77-85
J30	at Richmond	W	65-60
F1	*Bucknell	W	68-59
F4	*at Lafayette	W	84-70

F8	*Holy Cross	W	78-52
F11	*Colgate	W	93-51
F15	*at Army	W	78-69
F20	*Fordham	W	70-56
F25	*at Lehigh	W	69-58
M4	Lehigh (1)	W	87-81
M5	at Army (1)	W	70-57
M10	at Colgate (2)	L	63-68

1 - Patriot League Tournament (West Point, N.Y.)
 1 - Patriot League Tournament (Hamilton, N.Y.)

1995-96

Coach: Don DeVoe
Captain: Alex Kohnen

15-12 overall, 9-3 Patriot League

N25	Air Force	W	89-87
N29	Towson	L	60-74
D2	at New Hampshire	W	66-63
D5	St. Mary's (Md.)	W	84-59
D9	at Air Force	L	69-75
D20	Gettysburg	W	93-62
D22	Stanford	L	62-80
D30	St. Bonaventure	L	64-68
J2	at Harvard	L	48-49
J4	Rice	W	64-56
J6	at Davidson	L	58-87
J10	*Bucknell	W	60-57
J13	*at Lafayette	W	73-64
J15	at William & Mary	L	48-69
J17	*Holy Cross	W	67-63
J20	*Colgate	L	67-89
J24	*Army	W	75-44
J27	at Dartmouth	L	48-59
J31	*at Lehigh	W	69-63
F3	*at Bucknell	L	60-72
F7	*Lafayette	W	61-59
F10	*at Holy Cross	L	67-77
F14	*at Colgate	W	60-57
F17	*at Army	W	54-51
F24	*Lehigh	W	73-59
F26	Wofford	W	75-55
M2	Army (1)	L	58-64

1 - Patriot League Tournament (Worcester, Mass.)

1996-97

Coach: Don DeVoe
Captains: Brian Walker, Michael Green

20-9 overall, 10-2 Patriot League

N22	Coast Guard	W	84-51
N24	at Towson	L	68-76
N26	Pittsburgh	W	60-49
N30	at Air Force	W	78-59
D3	New Hampshire	W	89-81
D5	at Virginia Military	W	68-62
D7	at Wofford	L	65-89
D9	Gettysburg	W	78-64
D21	Dartmouth	L	63-77
D23	at St. Bonaventure	L	69-85
D28	[21] at Stanford	L	68-85
D30	at Rice	L	52-69
J2	Harvard	W	66-63
J8	*at Army	W	70-56
J11	*at Colgate	L	60-64
J13	William & Mary	W	74-63
J15	*at Lehigh	W	70-64
J18	*Lafayette	W	60-55

J22	*at Bucknell	L	55-69
J29	*Holy Cross	W	83-75
F1	*Army	W	68-64
F5	*Colgate	W	79-56
F8	*Lehigh	W	109-73
F12	*at Lafayette	W	74-72
F15	*Bucknell	W	78-67
F22	*at Holy Cross	W	76-61
M2	Lafayette (1)	W	96-57
M5	Bucknell (2)	W	76-75
M14	[2] Utah (3)	L	61-75

1 - Patriot League Tournament (Bethlehem, Pa.)
 2 - Patriot League Tournament (Annapolis, Md.)
 3 - NCAA Tournament (Tucson, Ariz.)

1997-98

Coach: Don DeVoe
Captain: Hassan Booker, Michael Heary

19-11 overall, 10-2 Patriot League

N17	at Wake Forest	L	43-67
N21	Coast Guard	W	82-60
N25	UMBC	W	76-64
N30	Air Force	L	63-64
D1	Wofford	W	80-64
D4	at Northeastern	L	44-67
D6	at New Hampshire	L	51-57
D18	at Pittsburgh	L	63-65
D20	Gettysburg	W	74-41
D22	at Harvard	W	80-65
D30	at Auburn	L	54-70
J7	*Army	W	66-40
J10	*Colgate	W	80-52
J12	at William & Mary	L	68-83
J14	*Lehigh	W	88-66
J17	*at Lafayette	W	78-74
J21	*Bucknell	W	67-56
J24	at Dartmouth	L	64-65
J28	*at Holy Cross	W	72-69
J31	*at Army	W	87-66
F4	*at Colgate	W	84-70
F8	*at Lehigh	W	84-61
F11	*Lafayette	L	65-66
F14	*at Bucknell	L	60-88
F16	Belmont	W	91-55
F22	*Holy Cross	W	64-60
F28	Army (1)	W	79-52
M1	Bucknell (1)	W	80-61
M5	Lafayette (1)	W	93-85
M12	[1] North Carolina (2)	L	52-88

1 - Patriot League Tournament (Annapolis, Md.)
 2 - NCAA Tournament (Hartford, Conn.)

1998-99

Coach: Don DeVoe
Captain: Skip Victor

20-7 overall, 9-3 Patriot League

N16	Rice	W	78-61
N20	Northeastern	W	85-72
N23	Davidson	W	67-60
N28	at Air Force	L	88-97
D3	at Belmont	W	51-50
D5	at Wofford	W	79-64
D7	Coast Guard	W	90-62
D19	[19] Auburn	L	70-88
D21	Dartmouth	W	85-68
D23	at UMBC	W	72-69
D28	at Arizona State (1)	L	72-84
D29	SMU (1)	W	68-65

J2	Gettysburg	W	81-49
J4	Harvard	W	75-71
J6	*Bucknell	W	57-53
J9	*Lafayette	L	66-72
J17	*Holy Cross	W	72-54
J19	*at Army	W	81-67
J23	*at Lehigh	W	75-45
J27	*Colgate	W	56-54
J31	*at Bucknell	L	51-56
F3	*at Lafayette	L	71-74
F7	*Army	W	81-46
F10	*at Holy Cross	W	70-55
F17	*Lehigh	W	83-50
F20	*at Colgate	W	64-58
F27	Lehigh	L	45-53

1 - Fiesta Bowl Classic (Tempe, Ariz.)
 2 - Patriot League Tournament (West Point, N.Y.)

1999-00

Coach: Don DeVoe
Captain: Sitapha Savane

23-6 overall, 11-1 Patriot League

N19	at Rice	L	64-70
N22	Wake Forest	L	55-90
N24	Richmond	L	52-58
N27	Air Force	W	93-78
N29	Coast Guard	W	82-46
D2	at Northeastern	W	67-57
D4	at Harvard	W	85-83
D6	Denver	W	72-57
D23	at SMU	L	78-87
D28	Gettysburg	W	91-55
D30	Belmont	W	70-62
J3	UMBC	W	72-61
J5	Liberty	W	79-53
J12	*at Bucknell	W	77-70
J16	*at Lafayette	L	74-80
J23	*at Holy Cross	W	81-49
J27	*Army	W	76-49
J29	*Lehigh	W	100-75
J31	William & Mary	W	80-72
F2	*at Colgate	W	69-65
F5	*Bucknell	W	75-61
F9	*Lafayette	W	94-66
F12	Stony Brook	W	81-63
F14	*Colgate	W	81-47
F19	*Holy Cross	W	58-51
F23	*at Lehigh	W	89-53
F26	*at Army	W	65-47
M5	Colgate (1)	W	82-56
M10	at Lafayette (2)	L	61-87

1 - Patriot League Tournament (Annapolis, Md.)
 2 - Patriot League Tournament (Easton, Pa.)

2000-01

Coach: Don DeVoe
Captain: Robert Reeder

19-12 overall, 9-3 Patriot League

Preseason NIT First Round (Austin, Texas)

N13	at Texas (1)	L	65-79
N18	Rice	L	51-69
N20	Northeastern	W	87-66
N27	Coast Guard	W	71-56
N30	at Denver	W	92-78
D2	at Air Force	W	64-62
D7	at Liberty	L	52-53
D9	SMU	L	64-66
D19	Gettysburg	W	81-62
D22	at William & Mary	W	85-69

11 NCAA TOURNAMENTS ▶ 8 PATRIOT LEAGUE CHAMPIONSHIPS ▶ 13 ALL-AMERICA SELECTIONS ▶ 17 ALL-PATRIOT LEAGUE HONORS ▶ 16 ALL-ROOKIE TEAM SELECTIONS

YEAR-BY-YEAR RESULTS

D29	[4] at Wake Forest	L	58-90
J2	Harvard	W	93-60
J6	at Stony Brook	L	63-77
J10	*Bucknell	W	89-67
J13	at Belmont	W	77-65
J17	*Lafayette	W	89-67
J20	*at Holy Cross	L	71-80
J24	*at Army	W	95-89
J27	*Colgate	W	81-70
J31	*at Lehigh	W	75-66
F3	*at Bucknell	W	71-58
F5	at Richmond	L	55-69
F11	*at Lafayette	L	78-87
F14	*Holy Cross	L	67-77
F17	*Army	W	82-70
F19	at UMBC	L	80-92
F21	*at Colgate	W	83-80*
F24	*Lehigh	W	75-59
M3	Army (2)	W	92-73
M4	Bucknell (2)	W	88-64
M9	at Holy Cross (3)	L	64-68*

1 - Preseason NIT (Austin, Texas)
1 - Patriot League Tournament (Annapolis, Md.)
1 - Patriot League Tournament (Worcester, Mass.)

2001-02

Coach: Don DeVoe
Captain: Demond Shepard
 10-20 overall, 5-9 Patriot League

N16	at Rice	L	72-75
N18	at SMU	L	64-81
N24	Air Force	W	71-53
N26	Ohio	L	74-80
N29	at The Citadel	L	47-83
D1	at Davidson	L	79-81
D17	Gettysburg	W	78-60
D20	Montana (1)	L	61-78
D21	Buffalo (1)	L	54-63
D22	Columbia (1)	L	72-74*
D28	Belmont	W	78-72
D30	Mount St. Mary's	W	95-54
J2	Coastal Carolina	W	90-71
J5	at Brown	L	83-95
J7	[23] Wake Forest	L	65-87
J9	*at Holy Cross	L	57-70
J12	*Bucknell	W	64-49
J16	*Lehigh	W	92-85**
J19	*at Colgate	W	95-93*
J23	*Lafayette	L	79-92
J26	*Army	W	79-61
J30	*at American	L	66-67*
F2	*Holy Cross	L	54-62
F6	*at Bucknell	L	56-76
F9	*at Lehigh	W	66-61
F13	*Colgate	L	65-66
F16	*at Lafayette	L	72-80
F20	*American	L	50-62
F23	*at Army	L	63-73
M2	Holy Cross (2)	L	41-59

1 - Yahoo! Sports Invitational (Lala, Hawaii)
2 - Patriot League Tournament (Upper Marlboro, Md.)

2002-03

Coach: Don DeVoe
Captain: Jason Jeanpierre
 8-20 overall, 4-10 Patriot League

N22	UCF	W	68-56
N25	The Citadel	W	57-51
N27	Davidson	L	61-69
N30	Brown	L	92-97*

D2	at Belmont	L	61-68
D4	Johns Hopkins	L	61-66
D7	at Coastal Carolina	L	59-63
D14	Gettysburg	W	85-36
D20	at Ohio	L	52-54
D23	Rice	L	60-82
D28	Eastern Michigan	W	89-81
D30	at Mount St. Mary's	L	69-70
J4	at Air Force	L	43-56
J11	*Lehigh	L	59-76
J15	*at American	L	53-70
J18	*Bucknell	W	66-53
J24	*Holy Cross	L	61-76
J26	*Colgate	L	48-53
J31	*at Army	W	65-46
F2	*at Lafayette	L	52-70
F8	*at Lehigh	L	46-68
F12	*American	L	61-64
F14	*at Bucknell	L	41-59
F21	*at Colgate	L	52-73
F23	*at Holy Cross	L	42-63
F27	*Lafayette	W	79-74
M1	*Army	W	62-56
M8	American (1)	L	57-72

1 - Patriot League Tournament (Upper Marlboro, Md.)

2003-04

Coach: Don DeVoe
Captain: Jason Fernandez
 5-23 overall, 2-12 Patriot League

N21	at South Carolina	L	40-73
N24	Belmont	L	71-88
N28	Air Force	L	46-86
N30	at James Madison	L	60-65
D6	at UCF	L	52-80
D13	Gettysburg	W	61-60
D18	Washington (Md.)	W	95-66
D20	Ohio	L	52-63
D22	at Rice	L	55-81
D27	Mount St. Mary's	L	53-54
D31	SMU	L	54-68
J3	Loyola (Md.)	W	58-54
J7	at Eastern Michigan	L	52-99
J10	*at Lehigh	L	61-80
J14	*American	L	58-80
J17	*at Bucknell	L	46-87
J23	*at Holy Cross	L	54-88
J25	*at Colgate	L	84-91
J30	*Army	L	50-52
F1	*Lafayette	L	50-65
F7	*Lehigh	L	38-66
F10	*at American	L	49-71
F14	*Bucknell	L	52-54
F20	*Colgate	L	59-60
F22	*Holy Cross	L	47-76
F26	*at Lafayette	W	75-71
F28	*at Army	W	43-37
M6	Lehigh (1)	L	60-62*

1 - Patriot League Tournament (Upper Marlboro, Md.)

2004-05

Coach: Billy Lange
Captain: Taj Mathews
 10-18 overall, 6-8 Patriot League

N19	at UMBC	L	60-67
N21	at Loyola (Md.)	W	89-86
N23	Merchant Marine Acad.	W	69-60
N28	Virginia Military	L	73-78
D1	Morgan State	W	77-67
D4	at Ohio	L	55-90

D6	at Belmont	L	66-91
D11	Stony Brook	L	78-80*
D18	Gettysburg	L	69-75
D21	at Mount St. Mary's	W	90-81
D30	at The Citadel	L	72-87
J3	at Air Force	L	46-69
J8	*at Lafayette	L	80-90
J12	*American	L	60-66
J15	*Lehigh (1)	W	67-72
J17	Columbia	L	63-69
J21	*at Holy Cross	L	56-79
J23	*at Army	L	43-63
J28	*Colgate	W	82-71
J30	*Bucknell	W	66-62
F4	*Holy Cross	L	66-68
F6	*Army	W	84-69
F11	*at Colgate	L	67-72
F13	*at Bucknell	L	60-71
F19	*at Lehigh	W	76-75
F23	*Lafayette	W	76-57
F26	*at American	L	77-84
M4	vs. American (2)	L	83-85*

1 - Includes Lehigh forfeit due to the use of ineligible player.
2 - Patriot League Tournament (Lewisburg, Pa.)

2005-06

Coach: Billy Lange
Captain: Matt Fannin
 10-18 overall, 3-11 Patriot League

N18	Georgetown	L	49-72
N22	at Arkansas-Little Rock	L	57-61
N27	Air Force	L	55-64
D2	at Penn	L	73-86
D5	Howard (1)	W	82-73
D8	at Morgan State	W	73-47
D18	Washington (Md.)	W	106-80
D20	at Yale	L	70-73
D22	at Brown	W	73-64
D29	Susquehanna	W	86-54
D31	The Citadel	W	84-70
J3	UMBC	L	82-95
J7	*Bucknell	L	52-74
J11	*at Lehigh	L	58-65
J14	*at Lafayette	L	67-80
J17	Longwood	W	71-65
J22	*Army	L	73-80
J25	*American	W	77-68
J28	*at Bucknell	L	47-81
F1	*Holy Cross	L	67-81
F5	*at Army	W	67-62*
F8	*Lehigh	L	49-74
F11	*Lafayette	W	89-69
F15	*at Holy Cross	L	62-72
F18	*at Colgate	L	60-63
F23	*at American	L	48-65
F25	*Colgate	L	72-80
M3	at Holy Cross (2)	L	50-78

1 - MCI Center (Washington, D.C.)
2 - Patriot League Tournament (Worcester, Mass.)

2006-07

Coach: Billy Lange
Captains: Corey Johnson, Greg Sprink
 14-16 overall, 4-10 Patriot League

N10	Loyola (Md.) (1)	W	73-61
N11	at St. John's (1)	L	49-72
N14	Brown (2)	W	70-47
N19	at Stony Brook	W	87-76
N21	Maryland-Eastern Shore	W	82-59
N25	at Villanova	L	61-70

N28	William & Mary	W	78-63
D1	at Longwood	W	61-59*
D4	Howard	W	79-75**
D7	Penn	L	58-79
D17	Delaware Valley College	W	65-40
D20	Washington (Md.)	W	83-37
D23	at Georgetown	L	44-65
D30	Yale	L	59-74
J2	at NJIT	W	52-50*
J6	*at Bucknell	L	51-59
J10	*Lehigh	L	61-71
J13	*Lafayette	W	60-44
J17	*at Holy Cross	L	42-61
J21	*at Army	L	50-53
J24	*at American	L	46-55
J27	*Colgate	L	58-66
F2	*Bucknell	L	63-78
F7	*at Lehigh	W	70-65
F10	*at Lafayette	W	70-63
F15	*Holy Cross	L	40-68
F17	*Army	W	76-68
F20	*American	L	60-71
F24	*at Colgate	L	62-70
F28	at Bucknell (3)	L	43-62

1 - 2KSports Coaches vs. Cancer Classic (Queens, N.Y.)
2 - ShowPlace Arena (Upper Marlboro, Md.)
3 - Patriot League Tournament (Lewisburg, Pa.)

2007-08

Coach: Billy Lange
Captain: Greg Sprink
 16-14 overall, 9-5 Patriot League

N9	at Longwood	W	88-72
N11	at Drexel (1)	L	70-86
N14	Robert Morris (1)	L	77-93
N17	at Tex.-San Antonio (2)	L	67-77
N20	Canisius	W	71-60
N23	Seton Hall (3)	L	75-79
N24	at Penn (3)	L	67-71
N27	at Howard	L	65-75
N29	Towson	W	73-59
D3	Mount St. Mary's	L	58-62
D17	at San Diego State	L	76-86
D22	at Md.-Eastern Shore	W	85-61
D29	at St. Francis (N.Y.)	W	85-83
J2	NJIT	W	84-55
J5	Longwood	W	73-55
J11	*at Bucknell	L	77-85
J16	*Lehigh	W	79-69
J19	*Lafayette	L	99-103*
J23	*at Holy Cross	W	85-74
J27	*Army	L	67-69
J30	*at American	W	77-66
F2	*Colgate	L	77-84
F9	*Bucknell	W	78-72
F13	*at Lehigh	W	80-75
F16	*at Lafayette	W	82-80
F20	*Holy Cross	W	72-66
F23	*at Army	W	71-63
F27	*American	W	83-68
M1	*at Colgate	L	62-73
M5	Bucknell (4)	L	86-87***

1 - Philly Hoop Group Classic (Annapolis, Md.)
2 - AlamoDome (San Antonio, Texas)
3 - Philly Hoop Group Classic (Philadelphia, Pa.)
4 - Patriot League Tournament (Annapolis, Md.)

OUTLOOK
MIDSHIPMEN
COACHING STAFF
OPPONENTS
YEAR IN REVIEW
RECORD BOOK
HISTORY
NAVAL ACADEMY
MEDIA INFO

YEARLY LEADERS

11 NCAA TOURNAMENTS ▶ 8 PATRIOT LEAGUE CHAMPIONSHIPS ▶ 13 ALL-AMERICA SELECTIONS ▶ 17 ALL-PATRIOT LEAGUE HONORS ▶ 16 ALL-ROOKIE TEAM SELECTIONS

Scoring

Year	Player	GP	FG	3P	FT	Pts.	Avg.
2008	Greg Sprink	30	189	76	199	653	21.8
2007	Greg Sprink	30	157	66	127	507	16.9
2006	Greg Sprink	28	130	61	95	416	14.9
2005	Matt Fannin	27	93	0	108	294	10.9
2004	David Hooper	28	80	37	22	219	7.8
2003	Jason Jeanpierre	28	105	57	49	316	11.3
2002	Jason Jeanpierre	30	107	50	64	328	10.9
2001	Chris Williams	31	188	19	159	554	17.9
2000	Sitapha Savane	29	179	0	133	491	16.9
1999	Chris Williams	26	134	22	67	357	13.7
1998	Michael Heary	30	122	40	125	409	13.6
1997	Michael Heary	28	152	62	135	501	17.9
1996	Michael Heary	27	99	48	52	298	11.0
1995	Michael Heary	28	113	51	105	382	13.6
1994	T.J. Hall	28	123	35	103	384	13.7
1993	Chuck Robinson	27	96	9	78	279	10.3
1992	John Haase	27	130	44	46	350	13.0
1991	Erik Harris	29	187	56	150	580	20.0
1990	Eddie Reddick	28	131	0	95	357	12.8
1989	Eddie Reddick	26	151	0	90	392	15.1
1988	Cliff Rees	28	135	33	87	390	13.9
1987	David Robinson	32	350	1	202	903	28.2
1986	David Robinson	35	294	-	208	796	22.7
1985	David Robinson	32	302	-	154	756	23.6
1984	Vernon Butler	32	175	-	119	469	14.7
1983	Dave Brooks	29	219	8	46	492	17.0
1982	Rob Romaine	25	121	-	130	372	14.9
1981	Dave Brooks	24	112	-	36	260	10.8
1980	Dave Brooks	27	141	-	43	325	12.0
1979	Kevin Sinnett	25	178	-	127	483	19.3
1978	Kevin Sinnett	25	170	-	113	453	18.1
1977	Kevin Sinnett	25	142	-	101	385	16.0
1976	Kevin Sinnett	24	133	-	100	366	15.3
1975	Mickey Hampton	24	122	-	58	302	12.6
1974	Bob Mashburn	22	158	-	16	311	14.8
1973	Bob Burns	25	130	-	44	304	12.2
1972	Gary Carter	23	113	-	84	310	13.4
1971	Jack Conrad	24	149	-	103	401	16.7
1970	Jack Conrad	23	170	-	108	448	19.4
1969	John Tolmie	21	168	-	128	464	22.1
1968	John Tolmie	20	177	-	107	461	23.0
1967	John Tolmie	18	126	-	63	315	17.5
1966	Bill Radcliffe	19	129	-	58	316	16.6
1965	Chris Reddington	20	129	-	54	312	15.6
1964	Bill Radcliffe	22	125	-	41	291	13.2
1963	Ron Terwilliger	17	100	-	57	257	15.1
1962	Ron Terwilliger	21	122	-	57	301	14.3
1961	Dave Tremaine	19	104	-	65	273	14.4
1960	Jay Metzler	22	132	-	74	338	15.4
1959	Jim Bower	24	126	-	103	361	15.0
1958	Al Swanson	18	85	-	44	214	11.9
1957	Dave Smalley	23	104	-	78	286	12.4
1956	Frank Petinos	18	128	-	103	359	19.9
1955	Dave Smalley	20	121	-	78	320	16.0
1954	John Clune	26	231	-	172	634	24.4
1953	Don Lange	21	175	-	117	467	22.2
1952	John Clune	23	191	-	105	487	21.2

Field Goal Percentage

Year	Player	FGM	FGA	Pct.
2008	Adam Teague	70	164	.427
2007	Greg Sprink	157	346	.454
2006	Matt Fannin	79	166	.476
2005	Laramie Mergerson	86	171	.503
2004	Jeff Charles	79	154	.513
2003	Francis Ebong	101	189	.534
2002	Francis Ebong	105	206	.510
2001	Michael Cunningham	66	120	.550
2000	Sitapha Savane	179	329	.544
1999	Josh Williams	86	154	.558
1998	Sitapha Savane	125	224	.558
1998	Hassan Booker	152	262	.580
1997	Hassan Booker	158	282	.560
1996	Alex Kohnen	65	128	.508
1995	Wes Cooper	148	245	.604
1994	Wes Cooper	119	221	.539
1993	Wes Cooper	92	188	.489
1992	Nick Marusich	98	177	.554
1991	Nick Marusich	86	172	.500
1990	Sam Cook	111	222	.500
1989	Eddie Reddick	151	279	.541
1988	Matt Nordmann	117	225	.520
1987	David Robinson	350	592	.591
1986	David Robinson	294	484	.607
1985	David Robinson	302	469	.644
1984	David Robinson	86	138	.623
1983	Cliff Maurer	111	218	.509
1982	Gary Price	82	137	.599
1981	Gary Price	89	169	.527
1980	Rich Davidson	110	215	.538
1979	Kevin Sinnett	178	337	.528
1978	Hank Kuzma	176	310	.568
1977	Hank Kuzma	141	254	.555
1976	Hank Kuzma	147	284	.518
1975	Hank Kuzma	109	205	.532
1974	Bob Mashburn	158	308	.512
1973	Mickey Hampton	119	237	.502
1972	Bob Perry	69	146	.473
1971	Hal Cronauer	67	154	.435
1970	Rick Buff	62	118	.525
1969	John Tolmie	168	350	.480
1968	John Tolmie	177	365	.485
1967	Chet Carroll	108	227	.470
1966	Hugh Kilmartin	61	130	.469
1965	Larry Mack	66	145	.455
1964	Woody Vaughan	103	223	.461
1963	Ben Ross	42	75	.560
1962	Bill Kirvan	98	189	.518
1961	Bill Kirvan	85	176	.483
1960	Jay Metzler	132	273	.484
1959	Richard Brown	103	211	.488
1958	Jay Metzler	72	159	.453
1957	Richard Johnson	57	122	.467
1956	Bob Albertson	38	74	.514
1955	George Bouvet	47	89	.528
1954	Don Lange	212	457	.465
1953	John Clune	171	382	.448
1952	John Clune	191	452	.422

▶ Minimum of two field goals made per game.

Free Throw Percentage

Year	Player	FTM	FTA	Pct.
2008	Greg Sprink	199	232	.858
2007	Greg Sprink	127	147	.864
2006	Greg Sprink	95	111	.856
2005	David Hooper	36	46	.783
2004	Mike Higgins	30	41	.732
2003	Scott Long	101	124	.815
2002	Kyle Barker	46	50	.920
2001	Kyle Barker	46	52	.885
2000	Reggie Skipworth	46	63	.730
1999	Chris Williams	67	101	.663
1998	Michael Heary	125	145	.862
1997	Michael Heary	135	159	.849
1996	Eddie Lucas	53	63	.841
1995	Michael Heary	105	120	.875
1994	Randy Torgrimson	45	55	.818
1993	Chuck Robinson	78	109	.716
1992	Mark Majick	27	32	.844
1991	Erik Harris	150	182	.824
1990	Erik Harris	90	130	.692
1989	Joe Gottschalk	56	72	.778
1988	Cliff Rees	87	106	.821
1987	Cliff Rees	55	68	.809
1986	Cliff Rees	53	61	.869
1985	Kylor Whitaker	103	127	.811
1984	Rob Romaine	157	188	.835
1983	Rob Romaine	110	140	.786
1982	Rob Romaine	130	158	.823
1981	Rob Romaine	94	113	.832
1980	Bruce Grooms	45	63	.714
1979	Jack Stumborg	50	61	.820
1978	Hank Kuzma	91	116	.784
1977	Kevin Sinnett	101	124	.815
1976	Mark Alfors	31	39	.795
1975	Mickey Hampton	58	74	.783
1974	Mickey Hampton	44	57	.786
1973	Dave Stone	40	57	.702
1972	Bob Kenney	40	56	.714
1971	Bob Kenney	66	85	.776
1970	Jack Conrad	108	149	.725
1969	John Tolmie	128	147	.871
1968	John Tolmie	107	126	.849
1967	John Tolmie	63	75	.840
1966	Bill Radcliffe	58	71	.817
1965	Bill Radcliffe	55	70	.786
1964	Bill Radcliffe	41	56	.732
1963	Ron Terwilliger	57	69	.826
1962	Ron Terwilliger	57	75	.760
1961	Ron Terwilliger	35	47	.745
1960	Richard Brown	53	74	.716
1959	Richard Johnson	80	98	.817
1958	Jim Bower	49	63	.788
1957	Dave Smalley	78	108	.722
1956	Dave Smalley	68	86	.791
1955	Larry Wigley	93	117	.794
1954	Larry Wigley	101	126	.802
1953	Jim Van Scoyoc	36	48	.750
1952	Jim Van Scoyoc	37	50	.740

▶ Minimum of one free throw made per game.

YEARLY LEADERS

Three-Point Field Goals

Year	Player	3PM
2008	Chris Harris	91
2007	Greg Sprink	66
2006	Greg Sprink	61
2005	David Hooper	51
2004	David Hooper	37
2003	Jason Jeanpierre	57
2002	Jason Jeanpierre	50
2001	Kyle Barker	43
2000	Josh Williams	20
	Reggie Skipworth	20
1999	Chris Williams	22
	Skip Victor	22
1998	Michael Heary	40
1997	Michael Heary	62
1996	Michael Heary	48
1995	Michael Heary	51
1994	Jimmy Hamilton	76
1993	Michael Burd	23
1992	Mark Majick	59
1991	Lance Reinhard	60
1990	Joe Gottschalk	43
1989	Joe Gottschalk	60
1988	Cliff Rees	33
	Joe Gottschalk	33
1987	Doug Wojcik	43

Three-Point Attempts

Year	Player	3PA
2008	Greg Sprink	254
2007	Greg Sprink	174
2006	Greg Sprink	168
2005	David Hooper	162
2004	David Hooper	122
2003	Jason Jeanpierre	172
2002	Jason Jeanpierre	137
2001	Kyle Barker	120
2000	Josh Williams	62
1999	Skip Victor	84
1998	Michael Heary	144
1997	Michael Heary	163
1996	Michael Heary	136
1995	Michael Heary	139
1994	Jimmy Hamilton	184
1993	Victor Mickel	62
1992	Mark Majick	153
1991	Lance Reinhard	155
1990	Joe Gottschalk	111
1989	Joe Gottschalk	152
1988	Cliff Rees	104
1987	Doug Wojcik	108



Mickey Hampton led the team in assists three straight years from 1973-75.

Assists

Year	Player	Assists
2008	Chris Harris	110
2007	Kaleo Kina	81
2006	Kaleo Kina	93
2005	Corey Johnson	86
2004	Taj Mathews	64
2003	Jason Jeanpierre	74
2002	Jason Jeanpierre	100
2001	Chris Williams	76
2000	Reggie Skipworth	66
1999	Skip Victor	103
1998	Michael Heary	91
1997	Brian Walker	147
1996	Brian Walker	125
1995	Brian Walker	169
1994	Brian Walker	90
1993	Victor Mickel	102
1992	Victor Mickel	163
1991	Erik Harris	180
1990	Erik Harris	140
1989	Erik Harris	93
1988	Cliff Rees	123
1987	Doug Wojcik	234
1986	Doug Wojcik	251
1985	Doug Wojcik	229
1984	Rob Romaine	140
1983	Rob Romaine	189
1982	Rob Romaine	110
1981	Rob Romaine	74
1980	Vic Smith	51
1979	Kevin Sinnett	72
1978	Bob Scott	82
1977	Hank Kuzma	71
1976	Mark Alfors	75
1975	Mickey Hampton	148
1974	Mickey Hampton	149
1973	Mickey Hampton	120

Blocked Shots

Year	Player	Blocks
2008	Mark Veazey	38
2007	Trey Stanton	24
2006	Carlton Baldwin	12
2005	Laramie Mergerson	20
2004	Carlton Baldwin	20
2003	Francis Ebong	22
2002	Mitch Moore	12
2001	Michael Cunningham	62
2000	Sitapha Savane	111
1999	Josh Williams	44
1998	Sitapha Savane	37
1997	Josh Williams	18
1996	Alex Kohnen	25
1995	Alex Kohnen	28
1994	Larry Green	24
1993	James Norris	20
1992	Nick Marusich	23
1991	Nick Marusich	47
1990	Nick Marusich	26
1989	Eddie Reddick	24
1988	Byron Hopkins	74
1987	David Robinson	144
1986	David Robinson	207
1985	David Robinson	128
1984	Cliff Maurer	75
1983	Cliff Maurer	68
1982	Gary Price	23
1981	Myron Simons	31
1980	Myron Simons	29

Steals

Year	Player	Steals
2008	Chris Harris	58
2007	Kaleo Kina	52
2006	Kaleo Kina	36
2005	Corey Johnson	57
2004	Taj Mathews	28
2003	Jason Jeanpierre	40
2002	Jehiel Lewis	48
	Jason Jeanpierre	48
2001	Chris Williams	76
2000	Sitapha Savane	60
1999	Skip Victor	80
1998	Hassan Booker	54
1997	Brian Walker	57
1996	Brian Walker	50
1995	Brian Walker	55
1994	T.J. Hall	51
1993	Chuck Robinson	31
1992	Victor Mickel	45
1991	Erik Harris	68
1990	Eddie Reddick	36
1989	Craig Prather	33
1988	Cliff Rees	34
1987	David Robinson	66
1986	David Robinson	59
1985	Doug Wojcik	40
1984	Rob Romaine	54
1983	Dave Brooks	36

Rebounding

Year	Player	GP	Reb.	Avg.
2008	Greg Sprink	30	190	6.3
2007	Greg Sprink	30	143	4.8
2006	Greg Sprink	28	137	4.9
2005	Matt Fannin	27	182	6.7
2004	David Hooper	28	111	4.0
2003	Francis Ebong	28	190	6.8
2002	Francis Ebong	30	220	7.3
2001	Chris Williams	31	192	6.2
2000	Sitapha Savane	29	210	7.2
1999	Sitapha Savane	24	204	8.5
1998	Hassan Booker	30	235	7.8
1997	Hassan Booker	29	247	8.5
1996	Alex Kohnen	27	149	5.5
1995	Wes Cooper	29	218	7.5
1994	Alex Kohnen	30	220	7.3
1993	Chuck Robinson	27	137	5.1
1992	Derrick Wall	27	158	5.9
1991	Eddie Reddick	29	246	8.5
1990	Eddie Reddick	28	229	8.2
1989	Eddie Reddick	26	209	8.0
1988	Eddie Reddick	28	191	6.8
1987	David Robinson	32	378	11.8
1986	David Robinson	35	455	13.0
1985	David Robinson	32	370	11.6
1984	Vernon Butler	32	277	8.7
1983	Vernon Butler	29	296	10.2
1982	Gary Price	26	161	6.2
1981	Gary Price	25	182	7.3
1980	John Geshay	27	190	7.0
1979	Kevin Sinnett	25	202	8.1
1978	Kevin Sinnett	25	207	8.3
1977	Kevin Sinnett	24	209	8.7
1976	Hank Kuzma	24	183	8.0
1975	Hank Kuzma	24	174	7.2
1974	Bob Burns	22	117	5.3
1973	Bob Burns	25	184	7.4
1972	Bob Perry	23	152	6.6
1971	Bob Perry	24	159	6.9
1970	Bob Perry	23	151	6.6
1969	John Tolmie	21	120	5.7
1968	Hugh Kilmartin	20	146	7.3
1967	Dave Spooner	18	126	7.0
1966	Chris Reddington	19	180	9.5
1965	Chris Reddington	20	184	9.2
1964	Chris Reddington	22	183	8.3
1963	Dave Konold	16	91	5.7
1962	Mike Miga	21	205	9.8
1961	Mike Miga	19	173	9.1
1960	Dick Brown	22	223	10.1
1959	Dick Brown	24	214	8.9
1958	Dick Brown	20	208	10.4
1957	George Bouvet	23	198	8.6
1956	George Bouvet	19	145	7.6
1955	Larry Wigley	20	245	12.2
1954	Don Lange	23	300	13.0
1953	Don Lange	21	374	17.8
1952	Larry Wigley	23	162	7.0

OUTLOOK

MIDSHIPMEN

COACHING STAFF

OPPONENTS

YEAR IN REVIEW

RECORD BOOK

HISTORY

NAVAL ACADEMY

MEDIA INFO

100-POINT GAMES

100-Point Games by Season

Year	Navy	Opponent
2008	0	1
2007	0	0
2006	1	0
2005	0	0
2004	0	0
2003	0	0
2002	0	0
2001	0	0
2000	1	0
1999	0	0
1998	0	0
1997	1	0
1996	0	0
1995	3	0
1994	0	0
1993	0	0
1992	0	1
1991	4	5
1990	0	0
1989	0	0
1988	0	0
1987	0	1
1986	3	0
1985	0	0
1984	2	0
1983	1	2
1982	0	0
1981	0	0
1980	0	0
1979	0	0
1978	0	0
1977	3	0
1976	1	0
1975	0	0
1974	0	0
1973	1	0
1972	0	0
1971	0	0
1970	1	0
1969	0	0
1968	0	0
1967	0	1
1966	0	0
1965	1	0
1964	0	1
1963	0	0
1962	1	0
1961	0	0
1960	0	0
1959	0	0
1958	0	0
1957	0	0
1956	0	0
1955	0	0
1954	2	0
1953	2	0
1952	0	0

100-Points vs. the Patriot League

Opponent	No.	Last
Army	0	-
American	0	-
Bucknell	0	-
Colgate	1	Jan. 31, 1962 (Navy, 113-61)
Holy Cross	0	-
Lafayette	0	-
Lehigh	2	Jan. 29, 2000 (Navy, 100-75)

Navy 100-Point Facts

Total 100-point games	28
Most in a season	4 (1991)
Most consecutive 100-point games	2 (Dec. 2-4, 1985)
Record when scoring 100 points	27-1
Last	Dec. 18, 2005 (Navy 106, Washington (Md.) 80)

Navy's 100-Point Games

Points (Score)	Opponent	Date
126 (126-44)	Western Maryland	12-3-52
107 (107-72)	Muhlenberg	1-28-53
108 (108-73)	Pittsburgh	2-3-54
110 (110-75)	Georgetown	2-10-54
113 (113-61)	Colgate	1-31-62
104 (104-66)	Western Maryland	12-2-64
102 (102-80)	Baltimore U.	2-11-70
110 (110-80)	St. Francis (N.Y.)	3-3-73
109 (109-72)	Haverford	12-1-75
102 (102-61)	Washington (Md.)	12-8-76
102 (102-87)	Texas Wesleyan	1-4-77
104 (104-61)	Johns Hopkins	2-2-77
110 (110-103)	Fairfield	2-7-83
102 (102-85)	Fairfield	12-10-83
100 (100-69)	Penn State	2-6-84
105 (105-55)	Case Western Reserve	12-2-85
103 (103-50)	Penn State	12-4-85
108 (108-63)	Delaware	1-20-86
116 (116-98)	Mount St. Mary's	11-27-90
102 (102-88)	Towson	12-5-90
109 (109-117)	Charlotte	12-28-90
100 (100-97)	UNC Wilmington	1-7-91
102 (102-65)	Gettysburg	12-5-94
104 (104-67)	Florida International	12-30-94
101 (101-83)	Virginia Military	1-9-95
109 (109-73)	Lehigh	2-8-97
100 (100-75)	Lehigh	1-29-00
106 (106-80)	Washington (Md.)	12-18-05

100 Points in a Loss

Points (Score)	Opponent	Date
109 (109-117)	Charlotte	12-28-90

100 Points in Alumni Hall

Points (Score)	Opponent	Date
102 (102-65)	Gettysburg	12-5-94
104 (104-67)	Florida International	12-30-94
101 (101-83)	Virginia Military	1-9-95
109 (109-73)	Lehigh	2-8-97
106 (106-80)	Washington (Md.)	12-18-05

100 Points on the Road

Points (Score)	Opponent	Date
102 (102-85)	Fairfield	12-10-83
108 (108-63)	Delaware	1-20-86
102 (102-88)	Towson	12-5-90

100 Points at a Neutral Site


Points (Score)	Opponent	Date
109 (109-117)	Charlotte (Pensacola, Fla.)	12-28-90

Opponent 100-Point Facts

Total 100-point games	12
Most in a season	5 (1991)
Most consecutive 100-point games	2 (Feb. 5-7, 1983)
Navy's record when allowing 100 points	1-11
Last	Jan. 19, 2008 (Lafayette 103, Navy 99; ot)

Opponent's 100-Point Games

Points (Score)	Opponent	Date
121 (65-121)	Duke	2-1-64
101 (76-101)	Boston College	1-7-67
104 (83-104)	Penn State	2-5-83
103 (110-103)	Fairfield	2-7-83
104 (79-104)	UNLV	12-29-86
106 (98-106)	Cleveland State	12-1-90
103 (84-103)	Fordham	11-24-90
117 (109-117)	Charlotte	12-28-90
102 (80-102)	Delaware	1-28-91
106 (86-106)	James Madison	2-19-91
106 (86-106)	Lehigh	1-22-92
103 (99-103)	Lafayette	1-19-08



Erik Harris was part of the 1991 team that scored 100 points or more a school-record four times.

11 NCAA TOURNAMENTS ▶ 8 PATRIOT LEAGUE CHAMPIONSHIPS ▶ 13 ALL-AMERICA SELECTIONS ▶ 17 ALL-PATRIOT LEAGUE HONORS ▶ 16 ALL-ROOKIE TEAM SELECTIONS

OVERTIME GAMES

All Overtime Games

OT	Result	Opponent	Date
1 ot	L, 52-67	Penn	2-23-49
1 ot	L, 68-70	Duke	2-9-52
2 ot	L, 75-76	Princeton	1-9-53
1 ot	L, 60-61	Maryland	2-13-54
1 ot	L, 68-73	Manhattan	1-15-55
1 ot	L, 72-74	Gettysburg	2-16-55
1 ot	W, 71-69	Duke	2-2-57
1 ot	L, 83-85	Pittsburgh	2-15-58
1 ot	L, 66-70	Manhattan	1-10-59
1 ot	W, 68-58	Penn State	2-11-59
1 ot	L, 55-62	Boston U.#	3-13-59
1 ot	W, 69-62	Florida	12-29-60
1 ot	W, 64-62	Georgia Tech	1-2-62
1 ot	W, 64-56	Georgetown	1-17-62
1 ot	L, 51-54	Penn	12-8-62
1 ot	L, 87-93	Duke	12-10-64
3 ot	W, 59-55	Oregon State	12-9-65
1 ot	L, 76-77	Penn	12-3-66
1 ot	L, 82-85	Rochester	12-29-67
1 ot	W, 89-85	Georgetown	2-7-68
1 ot	L, 55-56	Princeton	12-14-68
1 ot	L, 71-80	Gettysburg	1-29-69
2 ot	L, 81-85	New York Univ.	2-1-69
1 ot	L, 57-61	Massachusetts	2-20-69
2 ot	W, 76-69	Georgetown	12-16-70
1 ot	W, 73-72	New York Univ.	12-19-70
1 ot	W, 78-76	Baylor	12-30-70
1 ot	L, 87-88	George Washington	2-3-71
1 ot	L, 66-74	The Citadel	12-29-73
1 ot	L, 68-72	Gettysburg	1-16-74
1 ot	W, 77-72	American	2-12-75
2 ot	W, 83-81	Penn State	2-14-76
3 ot	L, 79-81	Air Force	1-8-77
1 ot	L, 80-82	George Washington	1-31-78
1 ot	W, 77-75	Arkansas State	12-30-78
1 ot	L, 71-72	New Hampshire	1-13-79
1 ot	W, 68-67	Lehigh	1-2-80
1 ot	L, 51-62	Old Dominion	3-1-80
1 ot	W, 68-66	Army	2-28-81
1 ot	L, 46-47	William & Mary	1-30-82
1 ot	W, 71-69	Lafayette	1-19-83
2 ot	W, 60-55	William & Mary	1-21-84
2 ot	W, 74-71	Lafayette	1-16-85
1 ot	W, 55-52	Army	2-23-86
1 ot	W, 63-61	William & Mary	2-10-88
2 ot	W, 90-88	East Carolina	2-13-88
2 ot	W, 93-91	Penn	11-26-88
1 ot	L, 74-76	Richmond	1-14-89
1 ot	W, 73-70	William & Mary	2-15-89
1 ot	L, 81-90	Penn	12-8-89
1 ot	L, 74-81	Loyola (Md.)	1-15-90
1 ot	W, 85-82	James Madison	3-2-91
1 ot	L, 86-93	George Mason	3-3-91
1 ot	L, 77-82	William & Mary	11-30-91
1 ot	L, 76-78	Gettysburg	12-9-92
2 ot	W, 65-62	Loyola (Md.)	1-11-93
1 ot	L, 65-74	Colgate	1-16-93
1 ot	W, 99-91	Holy Cross	2-19-94
1 ot	W, 93-91	Holy Cross^	3-5-94
1 ot	W, 72-69	UMBC	12-23-98
1 ot	L, 64-70	Rice	11-19-99
1 ot	W, 83-80	Colgate	2-21-01
1 ot	L, 64-68	Holy Cross^	3-9-01
1 ot	L, 72-74	Columbia	12-22-01
2 ot	W, 92-85	Lehigh	1-16-02
1 ot	W, 95-93	Colgate	1-19-02
1 ot	L, 66-67	American	1-30-02

OT	Result	Opponent	Date
1 ot	L, 92-97	Brown	11-30-02
1 ot	L, 60-62	Lehigh^	3-6-04
1 ot	L, 78-80	Stony Brook	12-11-04
1 ot	L, 83-85	American^	3-4-05
1 ot	W, 67-62	Army	2-5-06
1 ot	W, 61-59	Longwood	12-1-06
2 ot	W, 79-75	Howard	12-4-06
1 ot	W, 52-50	NJIT	1-2-07
1 ot	L, 99-103	Lafayette	1-19-08
3 ot	L, 86-87	Bucknell^	3-5-08

- NCAA Tournament
^ - Patriot League Tournament

Double-Overtime Games

OT	Result	Opponent	Date
2 ot	L, 75-76	Princeton	1-9-53
2 ot	L, 81-85	New York Univ.	2-1-69
2 ot	W, 76-69	Georgetown	12-16-70
2 ot	W, 83-81	Penn State	2-14-76
2 ot	W, 60-55	William & Mary	1-21-84
2 ot	W, 74-71	Lafayette	1-16-85
2 ot	W, 90-88	East Carolina	2-13-88
2 ot	W, 93-91	Penn	11-26-88
2 ot	W, 65-62	Loyola (Md.)	1-11-93
2 ot	W, 92-85	Lehigh	1-16-02
2 ot	W, 79-75	Howard	12-4-06

Triple-Overtime Games

OT	Result	Opponent	Date
3 ot	W, 59-55	Oregon State	12-9-65
3 ot	L, 79-81	Air Force	1-8-77
3 ot	L, 86-87	Bucknell^	3-5-08

^ - Patriot League Tournament

Most Points in an Overtime Period

Pts.	Result	Opponent	Date
20 (1st)	W, 99-91	Holy Cross	2-19-94
17 (1st)	W, 77-72	American	2-12-75
16 (2nd)	W, 76-69	Georgetown	12-16-70
16 (1st)	W, 68-58	Penn State	2-11-59

► In All Overtime Periods

27 (3 ot)	L, 86-87	Bucknell^	3-5-08
-----------	----------	-----------	--------

^ - Patriot League Tournament

Fewest Points in an Overtime Period

Pts. (OT)	Result	Opponent	Date
2 (1st)	L, 51-62	Old Dominion	3-1-80
3 (1st)	L, 77-82	William & Mary	11-30-91
3 (1st)	L, 74-81	Loyola (Md.)	1-15-90
3 (1st)	L, 51-54	Penn	12-8-62
3 (1st)	L, 55-62	Boston University	3-13-59
3 (1st)	L, 60-61	Maryland	2-13-54
3 (1st)	L, 52-67	Penn	2-23-49

Most Frequent Overtime Opponent

Rk.	Opponent	OT Games	Meetings
1.	Penn	5	79
	William & Mary	5	58
3.	Colgate	4	52
4.	Colgate	3	42
	Holy Cross	3	45
	Georgetown	3	55
	Lehigh	3	57
	Lafayette	3	61
	American	3	67
	Army	3	108

Navy in Overtime Games

Total	35-42
Home	16-20
Away	12-13
Neutral	7-9
Patriot League Tournament	1-4
NCAA Tournament	0-1
1-Overtime Games	25-38
Home	8-19
Away	11-10
Neutral	6-9
Patriot League Tournament	1-3
NCAA Tournament	0-1
2-Overtime Games	9-2
Home	8-0
Away	1-2
Neutral	0-0
Patriot League Tournament	0-0
NCAA Tournament	0-0
3-Overtime Games	1-2
Home	0-1
Away	0-1
Neutral	1-0
Patriot League Tournament	0-1

Navy vs. Patriot League Opp. In OT

Opponent	1ot	2ot	3ot	All
American	1-2	0-0	0-0	1-2
Army	3-0	0-0	0-0	3-0
Bucknell	0-0	0-0	0-1	0-1
Colgate	2-1	0-0	0-0	2-1
Holy Cross	2-1	0-0	0-0	2-1
Lafayette	1-1	1-0	0-0	2-1
Lehigh	0-1	1-0	0-0	1-1
TOTALS	9-6	2-0	0-1	11-7

Most Overtime Games / Season

Year	No.	Record
2002	4	2-2
1971	4	3-1
1969	4	0-4
2007	3	3-0
1993	3	1-2
1989	3	2-1
1959	3	1-2

Most Consecutive Overtime Games

No.	Dates
2	Dec. 1, 2006 to Dec. 4, 2006
2	Jan. 16, 2002 to Jan. 19, 2002
2	March 2, 1991 to March 3, 1991
2	Feb. 10, 1988 to Feb. 13, 1988
2	Jan. 29, 1969 to Feb. 1, 1969

Most Overtime Wins / Season

Year	OT Games	Record	Pct.
2007	3	3-0	1.000
1971	4	3-1	.750
2002	4	2-2	.500
1994	2	2-0	1.000
1989	3	2-1	.667
1988	2	2-0	1.000
1962	2	2-0	1.000

Largest Margins In Overtime

In Victory: 10 (68-58; 1 ot) vs. Penn State (2-11-59)
In Defeat: 15 (52-67; 1 ot) vs. Penn (2-23-49)

OUTLOOK

MIDSHIPMEN

COACHING STAFF

OPPONENTS

YEAR IN REVIEW

RECORD BOOK

HISTORY

NAVAL ACADEMY

MEDIA INFO

GAMES INVOLVING RANKED TEAMS

11 NCAA TOURNAMENTS ▶ 8 PATRIOT LEAGUE CHAMPIONSHIPS ▶ 13 ALL-AMERICA SELECTIONS ▶ 17 ALL-PATRIOT LEAGUE HONORS ▶ 16 ALL-ROOKIE TEAM SELECTIONS

Navy's Record as a Ranked Team

Rk.	Record	Last Game
1	0-0	None
2	0-0	None
3	0-0	None
4	0-0	None
5	0-0	None
6	0-0	None
7	0-0	None
8	0-0	None
9	4-1	W, 91-66 vs. East Carolina (1-5-87)
10	2-0	W, 92-57 vs. St. Leo (12-8-86)
11	0-0	None
12	1-1	L, 104-79 vs. UNLV (12-29-86)
13	0-0	None
14	0-0	None
15	3-3	W, 59-57 vs. George Mason (1-12-87)
16	2-2	L, 61-60 vs. Maryland (2-13-54)
17	4-1	L, 71-50 vs. Duke (3-23-86)
18	4-3	L, 69-80 vs. Kentucky (1-25-87)
19	6-2	W, 84-60 vs. Delaware (1-19-87)
20	3-1	L, 84-72 vs. Notre Dame (2-20-54)
21	0-0	None
22	0-0	None
23	0-0	None
24	0-0	None
25	0-0	None

Navy's Record Against Ranked Teams

Rk.	Record	Last Game
1	0-5	L, 88-52 vs. North Carolina (3-12-98)
2	0-2	L, 75-61 vs. Utah (3-14-97)
3	0-2	L, 76-67 vs. Maryland (1-20-73)
4	0-3	L, 90-58 vs. Wake Forest (12-29-00)
5	0-2	L, 87-73 vs. Maryland (1-18-75)
6	0-5	L, 91-61 vs. Iowa (12-4-87)
7	0-4	L, 82-64 vs. Georgia Tech (12-28-86)
8	0-4	L, 67-53 vs. Notre Dame (2-4-80)
9	3-2	W, 97-85 vs. Syracuse (3-16-86)
10	0-4	L, 76-65 vs. Iowa (12-3-82)
11	0-3	L, 59-45 vs. Penn (12-5-70)
12	0-1	L, 64-48 vs. La Salle (3-13-54)
13	0-1	L, 67-46 vs. Villanova (2-9-49)
14	1-2	L, 62-54 vs. Maryland (1-15-77)
15	0-1	L, 94-74 vs. Penn (12-4-71)
16	0-2	L, 81-61 vs. Iowa State (12-29-87)
17	0-3	L, 86-84 vs. N.C. State (11-22-86)
18	0-1	L, 73-58 vs. Princeton (12-14-71)
19	2-3	L, 88-70 vs. Auburn (12-29-98)
20	1-2	W, 78-55 vs. Louisiana State (3-15-85)
21	0-1	L, 85-68 vs. Stanford (12-28-96)
22	0-0	None
23	0-1	L, 87-65 vs. Wake Forest (1-7-02)
24	0-0	None
25	0-0	None

AP Poll Streaks and Notes

23	Weeks Ranked in Top 25
4	Weeks Ranked in Top 10
13	Most Consecutive Weeks Ranked in Top 25
3	Most Consecutive Weeks Ranked in Top 10
7-54	Record vs. Teams Ranked in Top 25
3-33	Record vs. Teams Ranked in Top 10
0-14	Record vs. Teams Ranked in Top 5
0-5	Record vs. Teams Ranked No. 1
0-13	Record vs. Teams That Reached The Final 4
28-15	Record vs. Teams When Ranked in Top 25
6-1	Record vs. Teams When Ranked in Top 10

Navy vs. Ranked Teams (7-54)

Date	AP Ranking		Opponent	Result
	Navy / Opp.			
2-9-49	- / 13	Villanova	L, 46-67	
1-13-51	- / 20	Princeton	L, 57-70	
12-27-51	- / 19	North Carolina State	L, 51-71	
12-29-53	- / 9	North Carolina State	W, 85-75	
1-30-54	- / 20	Duke	L, 65-82	
2-13-54	16 / 11	Maryland	L, 60-61*	
2-20-54	20 / 6	Notre Dame	L, 72-84	
3-8-54	- / 19	Connecticut	W, 85-80	
3-13-54	- / 12	La Salle	L, 48-64	
1-29-55	- / 8	Maryland	L, 54-60	
1-28-56	- / 6	Temple	L, 74-93	
2-18-56	- / 11	Duke	L, 70-93	
2-2-57	- / 19	Duke	W, 71-69*	
12-18-57	- / 6	Maryland	L, 58-88	
2-1-58	- / 9	Maryland	L, 50-64	
2-19-58	- / 7	Duke	L, 63-77	
2-22-58	- / 10	Notre Dame	L, 63-85	
12-29-58	- / 1	Kentucky	L, 69-82	
3-10-59	- / 9	North Carolina	W, 76-63	
3-14-59	- / 14	Saint Joseph's	W, 70-56	
3-8-60	- / 5	West Virginia	L, 86-94	
1-3-61	- / 8	Duke	L, 63-78	
2-18-61	- / 3	Duke	L, 73-75	
2-17-62	- / 7	Duke	L, 72-91	
1-9-63	- / 6	Duke	L, 70-85	
2-1-64	- / 8	Duke	L, 65-121	
12-20-65	- / 10	Duke	L, 87-93*	
12-13-67	- / 10	Princeton	L, 59-76	
12-19-69	- / 1	Kentucky	L, 59-73	
12-5-70	- / 11	Penn	L, 45-59	
12-4-71	- / 15	Penn	L, 74-94	
12-14-71	- / 18	Princeton	L, 58-73	
12-9-72	- / 9	Penn	L, 39-58	
12-16-72	- / 19	Memphis	L, 51-80	
1-20-73	- / 3	Maryland	L, 67-76	
12-8-73	- / 16	Penn	L, 61-70	
1-19-74	- / 4	Maryland	L, 50-72	
12-7-74	- / 14	Penn	L, 54-65	
1-18-75	- / 5	Maryland	L, 73-87	
1-17-76	- / 2	Maryland	L, 69-87	
2-7-76	- / 7	Rutgers	L, 71-86	
1-15-77	- / 14	Maryland	L, 54-62	
1-11-78	- / 17	Georgetown	L, 53-56	
2-4-80	- / 8	Notre Dame	L, 53-67	
12-29-80	- / 17	South Alabama	L, 47-65	
12-3-82	- / 10	Iowa	L, 65-76	
3-15-85	- / 20	Louisiana State	W, 78-55	
12-7-85	- / 4	Syracuse	L, 67-89	
12-28-86	- / 7	Georgia Tech	L, 64-82	
3-16-86	17 / 9	Syracuse	W, 97-85	
3-23-86	17 / 1	Duke	L, 50-71	
11-22-86	9 / 17	North Carolina State	L, 84-86	
12-29-87	12 / 1	UNLV	L, 79-104	
12-4-87	- / 6	Iowa	L, 61-91	
12-29-87	- / 16	Iowa State	L, 61-81	
12-28-96	- / 21	Stanford	L, 68-85	
3-14-97	- / 2	Utah	L, 61-75	
3-12-98	- / 1	North Carolina	L, 52-88	
12-29-98	- / 19	Auburn	L, 70-88	
12-29-00	- / 4	Wake Forest	L, 58-90	
1-7-02	- / 23	Wake Forest	L, 65-87	

Navy's Biggest Upsets

Date	AP Ranking		Opponent	Result
	Navy / Opp.			
12-29-53	- / 9	North Carolina State	W, 85-75	
3-10-59	- / 9	North Carolina	W, 76-63	
3-14-59	- / 14	Saint Joseph's	W, 70-56	

Navy As a Ranked Team (28-15)

Date	AP Ranking		Opponent	Result
	Navy / Opp.			
12-17-52	20 / -	Rutgers	W, 95-73	
12-20-52	20 / -	Harvard	W, 85-62	
1-6-53	15 / -	Johns Hopkins	W, 77-50	
1-9-53	15 / -	Princeton	L, 75-76**	
1-10-53	15 / -	Columbia	L, 71-77	
1-28-53	16 / -	Muhlenberg	W, 107-72	
1-31-52	16 / -	Duke	L, 73-78	
3-10-53	19 / -	Holy Cross	L, 74-87	
1-6-54	18 / -	Johns Hopkins	W, 94-50	
1-8-54	18 / -	Penn	L, 60-78	
1-9-54	18 / -	Temple	W, 65-59	
2-10-54	16 / -	Georgetown	W, 110-75	
2-13-54	16 / 11	Maryland	L, 60-61*	
2-17-54	20 / -	Gettysburg	W, 83-70	
2-20-54	20 / 6	Notre Dame	L, 72-84	
11-22-85	19 / -	St. John's	L, 58-66	
2-23-86	17 / -	Army	W, 55-52*	
2-25-86	19 / -	Richmond	W, 85-72	
3-1-86	19 / -	James Madison	W, 81-67	
3-3-86	19 / -	UNC-Wilmington	W, 62-60	
3-4-86	18 / -	George Mason	W, 72-61	
3-14-86	17 / -	Tulsa	W, 87-68	
3-16-86	17 / 9	Syracuse	W, 97-85	
3-21-86	17 / -	Cleveland State	W, 71-70	
3-23-86	17 / 1	Duke	L, 50-71	
11-22-86	9 / 17	North Carolina State	L, 84-86	
11-28-86	9 / -	Utica	W, 86-55	
11-29-86	9 / -	Michigan State	W, 91-90	
12-5-86	10 / -	Yale	W, 92-63	
12-8-86	10 / -	Saint Leo	W, 92-57	
12-27-86	12 / -	Idaho State	W, 78-56	
12-28-86	12 / 1	UNLV	L, 79-104	
1-3-87	9 / -	UNC-Wilmington	W, 72-58	
1-5-87	9 / -	East Carolina	W, 91-66	
1-8-87	15 / -	Richmond	L, 62-64	
1-10-87	15 / -	James Madison	W, 95-70	
1-12-87	15 / -	George Mason	W, 59-57	
1-14-87	19 / -	Lafayette	W, 75-71	
1-17-87	19 / -	American	W, 96-60	
1-19-87	19 / -	Delaware	W, 84-60	
1-21-87	18 / -	Drexel	L, 80-83	
1-23-87	18 / -	William & Mary	W, 82-59	
1-25-87	18 / -	Kentucky	L, 69-80	

When Both Teams Are Ranked (1-5)

Date	AP Ranking		Opponent	Result
	Navy / Opp.			
2-13-54	16 / 11	Maryland	L, 60-61*	
2-20-54	20 / 6	Notre Dame	L, 72-84	
3-16-86	17 / 9	Syracuse	W, 97-85	
3-23-86	17 / 1	Duke	L, 50-71	
11-22-86	9 / 17	North Carolina State	L, 84-86	
12-28-86	12 / 1	UNLV	L, 79-104	

Navy vs. Final 4 Teams (Reg. season only)

Date	Opponent	Result	How Opp. Finished
1-28-56	Temple	L, 74-93	L - National Semis
1-9-60	New York Univ.	L, 61-69	L - National Semis
1-9-63	Duke	L, 70-85	L - National Semis
2-1-64	Duke	L, 65-121	L - National Finals
12-12-64	Princeton	L, 67-77	L - National Semis
12-16-72	Memphis	L, 51-80	L - National Finals
2-7-76	Rutgers	L, 71-86	L - National Semis
12-1-79	Penn	L, 66-82	L - National Semis
12-28-86	UNLV	L, 79-104	L - National Semis
12-23-06	Georgetown	L, 44-65	L - National Semis

NCAA TOURNAMENT HISTORY

NCAA Tournament Results

Year (seed)	Date	Region	Round	Site	Opponent	Result
1947 (-)	Mar. 20	East	Semifinals	New York, N.Y.	Holy Cross	L, 47-55
	Mar. 22	East	Cons. 3rd	New York, N.Y.	Wisconsin	L, 49-50
1953 (-)	Mar. 10	East	First Round	Philadelphia, Pa.	Holy Cross	L, 74-87
1954 (-)	Mar. 8	East	First Round	Buffalo, N.Y.	Connecticut	W, 85-80
	Mar. 12	East	Semifinals	Philadelphia, Pa.	Cornell	W, 69-67
	Mar. 13	East	Finals	Philadelphia, Pa.	La Salle	L, 48-64
1959 (-)	Mar. 10	East	First Round	New York, N.Y.	North Carolina	W, 76-63
	Mar. 13	East	Semifinals	Charlotte, N.C.	Boston University	L, 55-62 •
	Mar. 14	East	Cons. 3rd	Charlotte, N.C.	Saint Joseph's	W, 70-56
1960 (-)	Mar. 8	East	First Round	New York, N.Y.	West Virginia	L, 86-94
1985 (13)	Mar. 15	SEast	First Round	Dayton, Ohio	(4) Louisiana State	W, 78-55
	Mar. 17	SEast	Second Round	Dayton, Ohio	(5) Maryland	L, 59-64
1986 (7)	Mar. 14	East	First Round	Syracuse, N.Y.	(10) Tulsa	W, 87-68
	Mar. 16	East	Second Round	Syracuse, N.Y.	(2) Syracuse	W, 97-85
	Mar. 21	East	Semifinals	East Rutherford, N.J.	(14) Cleveland State	W, 71-70
	Mar. 21	East	Finals	East Rutherford, N.J.	(1) Duke	L, 50-71
1987 (8)	Mar. 12	SEast	First Round	Charlotte, N.C.	(9) Michigan	L, 82-97
1994 (16)	Mar. 12	West	First Round	Ogden, Utah	(1) Missouri	L, 53-76
1997 (15)	Mar. 17	SEast	First Round	Salt Lake City, Utah	(2) Utah	L, 61-75
1998 (16)	Mar. 12	East	First Round	Hartford, Conn.	(1) North Carolina	L, 52-88

1947 East Region Semifinals

- ▶ Holy Cross 55, Navy 47
- ▶ Wisconsin 50, Navy 49

Appearing in their first-ever NCAA Tournament, the Midshipmen were one of eight teams invited to participate in just the ninth version of March Madness. The Mids were paired with eventual NCAA Champion Holy Cross in the first round in New York City.

Navy led the Crusaders by eight points in the second half, but wilted under Holy Cross' depth and fell, 55-47. The game was the closest for the Crusaders in their march to the title. The Crusaders were led by past NBA greats Bob Cousy, "Doggie" Julian and George Kaftan.

In the Mids' consolation contest, Wisconsin's Glen Selbo's basket in the final seconds propelled the Badgers to a 50-49 win in the East Regional consolation game. Ken Shugart and Cy Waldrop scored 14 and 13 points, respectively for the Navy attack.

1953 East Region First Round

- ▶ Holy Cross 87, Navy 74

Navy was forced to wait six more years for its second NCAA Tournament appearance, drawing Holy Cross again in a first-round East Regional matchup in Philadelphia. The Mids were led by the dynamic duo of Don Lange and John Clune, who averaged a combined 43.2 points per game entering the contest. Holy Cross boasted another stacked roster, led by Catholic All-Americans Early Markey and Togo Palazzi.

The contest lived up to the billing and Lange and Clune combined for 48 points (Lange 28, Clune 20). However, the Navy duo's output was matched by Palazzi and Markey, who combined for 47 points (Palazzi 30, Markey 17).

In an up-and-down contest, Holy Cross outscored Navy at the free throw stripe, 27-14, for the difference in the contest and an 87-74 decision in Holy Cross' favor.

1954 East Region Finals

- ▶ Navy 85, Connecticut 80
- ▶ Navy 69, Cornell 67
- ▶ La Salle 64, Navy 48

The 1954 NCAA Tournament was the last go-around for Navy superstars Don Lange and John Clune and the duo would not disappoint. Connecticut entered the contest with a 23-2 record, a No. 19 national ranking and were the Yankee Conference champions.

However, boasting an outstanding offensive attack, the Mids upset the Huskies and moved into the East Region Finals with an impressive 85-80 win. John Clune scored the third-most points in NCAA Tournament history (at the time) with 42 and Don Lange and Ed Hogan chipped in with 18 and 11, respectively. The Mids converted 23-of-32 free throws to hang on for the win.

An East Regional semifinal date with Cornell in Philadelphia awaited the Mids. The Big Red entered the contest with an 18-6 and had defeated the Mids handily, 73-61, in early January.

None of that really mattered to the Mids, as Navy held on for a 69-67 victory over the Big Red. Lange (29) and Clune (21) continued their onslaught, combining for 50 points, outdueling Cornell's Lee Morton, who paced the Big Red with 34 points.

A trip to the Final Four was on the line in Navy's next contest, a matchup with 12th-ranked La Salle and its All-American, Tom Gola.

Navy struggled all game from the field, but were tied with the Explorers at halftime, 21-21. La Salle then blew the game open in the second half, outscoring the Mids, 43-27 for the final 64-48 margin. Navy shot just 17-of-66 (.258) from the field and was outrebounded, 56-26.

John Clune scored 16 points, but the other half of Navy's sensational duo, Don Lange, was held to just three points on 1-of-6 shooting. Gola led La Salle with 22 points

NCAA Appearances (11)

1947	1953	1954	1959	1960	1985
1986	1987	1994	1997	1998	

Tournament Record By Round

First Round	4-6
Second Round	1-1
Regional Semifinals	2-2
Regional Consolations	1-1
Regional Finals	0-2

Vs. Opponents

Boston University	0-1
Cleveland State	1-0
Connecticut	1-0
Cornell	1-0
Duke	0-1
Holy Cross	0-2
La Salle	0-1
Louisiana State	1-0
Maryland	0-1
Michigan	0-1
Missouri	1-0
North Carolina	1-1
Saint Joseph's	1-0
Syracuse	1-0
Tulsa	1-0
Utah	0-1
West Virginia	0-1
Wisconsin	0-1

and 24 rebounds.

Lange and Clune ended their careers with a combined 2,905 points and 1,226 rebounds in just three years.

1959 East Region Semifinals

- ▶ Navy 76, North Carolina 63
- ▶ Boston U. 62, Navy 55 (ot)
- ▶ Navy 70, Saint Joseph's 56

Navy made its third appearance in seven years during the 1959 NCAA Tournament, drawing Eastern power North Carolina in the first round. Navy head coach Ben Carnevale had been the head coach of the Tar Heels in the mid-40s, guiding UNC to a pair of Southern Conference titles and the Eastern NCAA crown in 1946.

Behind a balanced attack and sharp shooting from the field, the Mids upset the Tar Heels, 76-63. The Mids went almost 39 minutes without a turnover, stunning Hall of Fame coach Frank McGuire and overcoming UNC's superior athletic talent.

Jay Metzler scored 20 points, while Richard Johnson added 16 points and Jim Bower and Ron Doyle each tallied 11 for Navy, which shot 25-of-51 (.490) from the field.

Unfortunately for Navy, the Mids couldn't keep up its offensive success in its next outing, a 62-55 overtime setback to Boston University. Trailing 32-30 at intermission, Navy battled back to take a 52-51 lead late in the second half. However, BU's Ed Washington (14 points, 19 rebounds) and Jack Leaman (13 points) were too much for

OUTLOOK

MIDSHIPMEN

COACHING STAFF

OPPONENTS

YEAR IN REVIEW

RECORD BOOK

HISTORY

NAVAL ACADEMY

MEDIA INFO

NCAA TOURNAMENT HISTORY

11 NCAA TOURNAMENTS ▶ 8 PATRIOT LEAGUE CHAMPIONSHIPS ▶ 13 ALL-AMERICA SELECTIONS ▶ 17 ALL-PATRIOT LEAGUE HONORS ▶ 16 ALL-ROOKIE TEAM SELECTIONS

Miscellaneous Tournament Facts

Seed, Region

Year-By-Year

Year	Seed	Rec.
1998	16, E	0-1
1997	15, SE	0-1
1994	16, W	0-1
1987	8, SE	0-1
1986	7, E	3-1
1985	13, SE	1-1
1960	-, E	0-1
1959	-, E	2-1
1954	-, E	2-1
1953	-, E	0-1
1947	-, E	0-2

By Regional

East	7-8
Southeast	1-3
West	0-1

By Location

Connecticut	0-1
New Jersey	1-1
New York	4-3
North Carolina	1-2
Ohio	1-1
Pennsylvania	1-2
Utah	0-2

By Seed

7	3-1
8	0-1
13	1-1
15	0-1
16	0-2
Unseeded	4-6

By Decade

1940s	0-2
1950s	4-3
1960s	0-1
1980s	4-3
1990s	0-3

By Date

March 8	1-1
March 10	1-1
March 12	1-2
March 13	0-2
March 14	2-1
March 15	1-0
March 16	1-0
March 17	0-2
March 20	0-1
March 21	1-0
March 22	0-1
March 23	0-1

By Day

Monday	1-0
Tuesday	1-2
Thursday	0-4
Friday	4-2
Sunday	1-2
Saturday	1-2

When Scoring

100-Plus Points	0-0
90-99 Points	1-0
80-89 Points	2-2
70-79 Points	4-1
60-69 Points	1-1
50-59 Points	0-5
0-49 Points	0-3

When Opponent Scores

100-Plus Points	0-0
90-99 Points	0-2
80-89 Points	2-2
70-79 Points	1-3
60-69 Points	3-3
50-59 Points	2-2
0-49 Points	0-0

In Overtime

One Overtime	0-1
--------------	-----

vs. Conferences

Yankee	1-1
Big Ten	0-2
Ivy	1-0
Atlantic Coast	1-3
East Coast	1-0
Southern	0-1
Southeastern	1-0
Missouri Valley	1-0
Big East	1-0
Mid-Continent	1-0
Big Eight	0-1
Western Athletic	0-1
Independents	0-3

the Mids. Metzler scored 16 points for Navy and Gary Bagnard tallied 11 points. The Mids suffered a huge blow in the contest when Richard Johnson played just 18 minutes after suffering an ankle injury.

Navy would come back and win the regional third-place game with a 70-56 triumph over Saint Joseph's. Jay Metzler led Navy with 18 points, while Richard Brown and Hank Egan contributed 11 and 10 points, respectively.

Navy, which shot 26-of-59 (.441) from the field, held the Hawks to just 22-of-69 (.319) shooting.

1960 East Regional First Round

▶ West Virginia 94, Navy 86

Playing in its second straight and fifth NCAA Tournament since 1947, Navy ran into one of the brightest stars to ever play college basketball in suffering a first-round setback to West Virginia, 94-86.

Jerry West led the Mountaineers to the win with a game-high 34 points and 15 rebounds. West Virginia led 37-32 late in the first half, but a quick 7-0 spurt pushed the advantage to 44-32 at halftime.

Navy continued to battle, but every time the Mids made a push, West Virginia would have an answer, ending Navy's season at 16-6.

Jay Metzler turned in one of his finest performances in a Navy uniform, scoring 27 points with 15 rebounds. Richard Brown added 17 points and 11 rebounds, and Jim Bower and William Hughes tallied 13 and 11, respectively.

The Mountaineers shot a blistering 54.4 percent (37-of-68) from the field.

1985 Midwest Region Second Round

▶ Navy 78, Louisiana State 55

▶ Maryland 64, Navy 59

Forced to wait a quarter-century between NCAA Tournament appearances, Navy made the wait well worth it in the 1985 edition of March Madness.

As the No. 13 seed in the Midwest, the Mids recorded one of the biggest upsets in tournament history in the first round with a resounding 78-55 victory over fourth-seeded Louisiana State. Navy's trio of David Robinson, Vernon Butler and Doug Wojcik scored 56 points and grabbed 30 rebounds, while picking apart the Bayou Bengals on offense and defense.

The performance left LSU head coach Dale Brown heaping praise on the Mids.

"It wasn't a fluke. The points are almost incredible. They totally dominated us. You have moments of embarrassment. That's what this is like."

The win set up an intra-state showdown between fifth-seeded Maryland and its All-American, Len Bias, and 13th-seeded Navy and its All-American, David Robinson.

Navy led the Terrapins, 55-51, with seven minutes to play, but went ice cold down the stretch and the Terps escaped with a 64-59 victory. With Bias shadowing Robinson, the 6-11 sophomore was "held" to 22 points and eight rebounds, while Vernon Butler added 12 points and eight rebounds. Bias paced Maryland with 20 points and eight rebounds.

The setback set Navy up for the most successful season in service academy history in 1986.

1986 East Region Finals (Elite 8)

▶ Navy 87, Tulsa 68

▶ Navy 97, Syracuse 85

▶ Navy 71, Cleveland State 70

▶ Duke 71, Navy 50

Navy basketball fans faced a double-edged sword in 1986. All five starters and the top three reserves returned from the 1985 squad that was five points from advancing to the Sweet 16. With a schedule that included St. John's, Syracuse, DePaul and Georgia Tech, the Midshipmen had their work cut out for them.

Led by a lethal combination of stifling defense and an efficient offense, Navy more than answered the call, earning the school's seventh NCAA Tournament bid.

In the opening round, Navy overwhelmed 10th-seeded Tulsa, 87-68. Navy shot 64.0 percent (32-of-50) from the field, and was led by the trio of David Robinson, Vernon Butler and Kylor Whitaker. The three combined for 70 points, 24 rebounds and 15 assists in the rout. The Mids outscored Tulsa, 46-30, in the second half, setting up a rematch with Syracuse on the Orange's cavernous home court, the Carrier Dome.

Despite falling 89-67 to the Orange in December, Navy came out firing. Leading by one at halftime, 32-31, Navy exploded for 65 points in the second half, pulling away from the Orange and silencing a partisan Syracuse crowd, 97-85. Robinson dominated Orange center Rony Seikaly with 35 points, 11 rebounds, seven blocked shots and three steals. Seikaly finished with four points and four rebounds before fouling out in 27 minutes of action. Butler added 23 points and Cliff Rees scored 14 points in just 18 minutes.

The Mids shot a remarkable 68.0 percent (17-of-25) in the second half and went 41-of-52 (.788) from the free throw line, including 31-of-38 (.816) in the decisive second half.

Navy was probably expecting to see third-seeded Indiana in the regional semifinals, but a pair of upsets by 14th-seeded Cleveland State propelled the Vikings into the regional semifinals for a surprise matchup with the seventh-seeded Midshipmen.

Navy surged to a nine-point halftime advantage, but saw Cleveland State whittle the lead away in the second half. The Vikings took a 70-69 lead late in the contest, before Robinson's turn-around jumper with six seconds left gave Navy a one-point victory sending the Mids into the regional finals. Robinson (22 points, 14 rebounds, 9 blocks) and Kylor Whitaker (23 points, 10 assists) paced Navy into the Round of Eight.

In order to advance to the national semifinals in Dallas, Navy had to get past everyone's preseason selection, Duke. The Blue Devils entered the game as the No. 1-ranked team in the nation and a lineup that would feature four players that would earn All-America honors during their time on campus.

National Player of the Year Johnny Dawkins helped Duke put an end to Navy's remarkable season, by scoring 28 points in a 71-50 defeat of the Mids. Navy couldn't get its

NCAA TOURNAMENT HISTORY

offense untracked, shooting just 39.6 percent from the field and being outrebounded, 49-29. Robinson closed out his junior campaign with 23 points and 10 rebounds, but was the only Navy player in double figures.

Despite the loss, Navy had a fan in Duke coach Mike Krzyzewski, an Army grad.

"It's sensational what Navy's done this year," said Krzyzewski. "To win 30 games and play for a spot in the Final Four at a service academy is remarkable."

Vernon Butler ended his career as the school's all-time leading scorer and rebounder (only to be unseated by Robinson the next year).

1987 Southeast Region First Round

► Michigan 97, Navy 82

After six seasons as an assistant coach to Paul Evans, Pete Herrmann was elevated to head coach in the spring of 1986. He was well-aware of the large shoes he was expected to fill. Herrmann didn't disappoint.

The Mids were making their third straight NCAA Tournament appearance for the first time ever and were led by the game's most dominating player, senior David Robinson.

Facing a difficult schedule that included Atlantic Coast Conference champion N.C. State, Big Ten power Michigan State, NCAA Tournament team Idaho State, No. 1-ranked UNLV and national power Kentucky, Navy advanced to the tournament by winning the CAA Tournament, posting a 13-1 regular-season league mark.

Drawing the No. 8 seed in the Southeast, Navy faced No. 9 seed Michigan in the first round. Despite shooting 58.1 percent (18-of-31) in the first half, Navy found itself trailing, 49-44, at the break, in large part to Michigan's eight three-point field goals.

The Wolverines slowly started to pull away in the second half, but it became apparent that Robinson would record one of the greatest performances in NCAA Tournament history.

Robinson scored 50 points on 22-of-37 shooting, a total that still ranks as the sixth-best single-game NCAA Tournament scoring total and the best since the 1971 tournament. He added 13 rebounds and two blocks, putting a stamp on one of the greatest careers in NCAA history.

Unfortunately, Michigan's Garde Thompson went 9-of-12 from three-point land for 33 points and Gary Grant and Glen Rice added 26 and 21 points, respectively, to lead the Wolverines to a 97-82 victory. Michigan was 35-of-60 (.583) from the field, including 12-of-20 (.600) from long distance.

Navy won the rebounding battle, 42-33, which included 25 offensive rebounds, but the advantage was offset by Navy's 38.6 percent shooting in the second half.

Prior to his graduation in 1987, just nine players in NCAA history scored more points than Robinson's 2,669. Robinson still currently owns 48 school records.

1994 West Region First Round

► Missouri 76, Navy 53

Returning to the NCAA Tournament for the first time in seven years, Navy enjoyed a remarkable turnaround in 1994. Opening the year just 5-10 and 0-3 in the Patriot League, head coach Don DeVoe inserted freshman point guard Brian Walker into the lineup and Navy's fortunes turned around.

The Mids won 12 of their last 14 games entering the NCAA Tournament, drawing No. 1-seed Missouri in the West Region first round.

Navy made a game of it in the first half against the athletic Tigers, trailing by three at the break, 29-26. However, Missouri pulled away in the second half for a 76-53 victory. The Tigers held Navy to just 27.8 percent (20-of-72) from the field, including 21.2 percent (7-of-33) from long distance. Missouri also outscored the Mids, 26-6, from the free throw line.

T.J. Hall and Jimmy Hamilton scored 15 and 14 points for Navy, while Jevon Crudup, Melvin Booker and Kelly Thames combined for 53 points and 32 rebounds for the Tigers.

1997 Southeast Region First Round

► Utah 75, Navy 61

Navy was turning into one of the premier programs in the Patriot League and was appearing in its second NCAA Tournament in four years.

The Mids drew second-seeded Utah with its future NBA stars Keith Van Horn and Michael Doleac holding down the frontcourt. Navy entered the contest on a nine-game win streak and owned a 10-2 Patriot League mark. The Mids were 20-8 overall, just the sixth time in school history that Navy had won 20 games in a season.

Navy jumped out to an 8-5 lead just three minutes into the game, but then went scoreless for the next six-and-a-half minutes as Utah embarked on a 14-0 run. The Utes would lead by as much as 18 in the first half, before setting in for a 40-24 halftime lead. Navy shot just 9-of-34 (.265) in the first half, while the Utes went 14-of-25 (.560) from the field.

Navy would get no closer than 13 points in the second half and Utah coasted home for a 75-61 decision. Navy shot just 24-of-76 (.316) from the field, while Utah was 27-of-47 (.574). Navy outrebounded the Utes, 40-36, including a 22-5 advantage on the offensive glass.


Hassan Booker paced Navy with 15 points and eight rebounds, while Brian Walker closed out his sensational career with 12 points, six rebounds, five assists and four steals. Doleac led a balance Ute attack with 19 points, while Van Horn contributed 16 points and 11 rebounds.

Navy closed the season with a 20-9 mark, its second 20-win season in three years.

1998 East Region First Round

► North Carolina 88, Navy 52

Navy appeared in its second consecutive NCAA Tournament in the 1998 season after another outstanding



Hassan Booker was a big reason why Navy reached back-to-back NCAA Tournaments in 1997 and 1998.

regular season. Navy recorded a 10-2 Patriot League record, defeating Lafayette in the Patriot League Tournament finals in Annapolis, 93-85.

Its reward was a trip to Hartford, Conn., to face No. 1-ranked North Carolina in the first round. The Tar Heels were arguably the most talented team in the country, boasting four future NBA draft picks, including future All-Stars Antawn Jamison and Vince Carter.

Navy played a strong first half against the Tar Heels, trailing by just 10 at halftime, 38-28, despite shooting just 31.4 percent (11-of-35) from the field. The Mids stayed in the game by forcing 12 UNC turnovers which Navy converted into 14 points. With the game tied at 14-14 with 13:20 to play, the Tar Heels went on a quick 7-0 run for a 21-14 advantage en route to the 10-point halftime advantage.

The Mids hung tough in the opening moments of the second half, trailing by just 10 at 51-41 with 13:00 to play. However, North Carolina took over from that point on, embarking on a 19-2 run over the next seven minutes to put the game out of reach. The Tar Heels ended the game outscoring Navy 37-11 over the last 13 minutes.

Navy shot just 9-of-39 (.231) in the second half, including 4-of-28 (.143) in the decisive final 13 minutes. UNC handled Navy on the boards, 57-33, and scored 44 points in the paint to Navy's 18. The Mids committed just 12 turnovers to UNC's 17.

Hassan Booker led Navy with 10 points, while Michael Heary scored nine. Jamison led five North Carolina players in double figures with 17 points and 14 rebounds. Ed Cota came off the bench to score 12 points, dish out seven assists and grab five rebounds for the Heels, who would go on to reach the Final Four.

OUTLOOK

MIDSHIPMEN

COACHING STAFF

OPPONENTS

YEAR IN REVIEW

RECORD BOOK

HISTORY

NAVAL ACADEMY

MEDIA INFO

NCAA TOURNAMENT RECORD BOOK

11 NCAA TOURNAMENTS ▶ 8 PATRIOT LEAGUE CHAMPIONSHIPS ▶ 13 ALL-AMERICA SELECTIONS ▶ 17 ALL-PATRIOT LEAGUE HONORS ▶ 16 ALL-ROOKIE TEAM SELECTIONS

Navy Individual Records - Game

PTS.	50 by David Robinson vs. Michigan (3-12-87)
FGM	22 by David Robinson vs. Michigan (3-12-87)
FGA	37 by David Robinson vs. Michigan (3-12-87)
FG %	.733 (11-15) by Vernon Butler vs. Syracuse (3-16-86)
3PM	4 by Jimmy Hamilton vs. Missouri (3-17-94)
3PA	15 by Jimmy Hamilton vs. Missouri (3-17-94)
3P %	.400 (2-5) by Ryan Lookabill vs. N. Carolina (3-12-98)
	.400 (2-5) by Michael Heary vs. Utah (3-14-97)
	.400 (2-5) by Terrell Hickmon vs. Utah (3-14-97)
FTM	21 by David Robinson vs. Syracuse (3-16-86)
FTA	27 by David Robinson vs. Syracuse (3-16-86)
FT %	1.000 (10-10) by Vernon Butler vs. LSU (3-15-85)
	1.000 (10-10) by Cliff Rees vs. Syracuse (3-16-86)
REBS.	18 by David Robinson vs. LSU (3-15-85)
ASTS.	11 by Kylor Whitaker vs. Tulsa (3-14-86)
STLS.	4 by Brian Walker vs. Utah (3-14-97)
BLKS.	9 by David Robinson vs. Cleveland State (3-21-86)
	▶ <i>Minimum 10 field goal attempts (percentage records).</i>
	▶ <i>Minimum 5 three-point attempts (percentage records).</i>
	▶ <i>Minimum 10 free throw attempts (percentage records).</i>

Opp. Individual Records - Game

PTS.	34 by Jerry West, West Virginia (3-8-60)
	34 by Lee Morton, Cornell (3-12-54)
FGM	13 by Johnny Dawkins, Duke (3-23-86)
FGA	25 by Johnny Dawkins, Duke (3-23-86)
FG %	.786 (11-14) by Garde Thompson, Michigan (3-12-87)
3PM	9 by Garde Thompson, Michigan (3-12-87)
3PA	12 by Garde Thompson, Michigan (3-12-87)
3P %	.750 (9-12) by Garde Thompson, Michigan (3-12-87)
FTM	11 by Jevon Crudup, Missouri (3-17-94)
FTA	15 by Jerry West, West Virginia (3-8-60)
FT %	1.000 (10-10) by Lee Morton, Cornell (3-12-54)
REBS.	19 by Ed Washington, Boston U. (3-13-59)
ASTS.	12 by Keith Gatlin, Maryland (3-17-85)
STLS.	4 by Makhtar Ndiaye, North Carolina (3-12-98)
	4 by Mark Alarie, Duke (3-23-86)
	4 by Clinton Smith, Cleveland State (3-21-86)
BLKS.	4 by Michael Doleac, Utah (3-14-97)
	▶ <i>Minimum 10 field goal attempts (percentage records).</i>
	▶ <i>Minimum 5 three-point attempts (percentage records).</i>
	▶ <i>Minimum 10 free throw attempts (percentage records).</i>

Navy Team Records - Game High

POINTS	97 vs. Syracuse (3-16-86)
POINTS / HALF	65 (2nd) vs. Syracuse (3-16-86)
VICT. MARGIN	23 (78-55) vs. Louisiana State (3-15-85)
FG MADE	35 vs. West Virginia (3-8-60)
FG ATTEMPTS	77 vs. West Virginia (3-8-60)
FG PCT.	.640 (32-50) vs. Tulsa (3-14-86)
3P MADE*	7 vs. Missouri (3-17-94)
3P ATTEMPTS*	33 vs. Missouri (3-17-94)
3P PCT.*	.300 (6-20) vs. North Carolina (3-12-98)
FT MADE	41 vs. Syracuse (3-16-86)
FT ATTEMPTS	52 vs. Syracuse (3-16-86)
FT PCT.	.867 (13-15) vs. Boston U. (3-13-59)
REBOUNDS	50 vs. Missouri (3-17-94)
REB. MARG.	+9 (42-33) vs. Michigan (3-12-87)
ASSISTS*	26 vs. Tulsa (3-14-86)
STEALS*	11 vs. Utah (3-14-97)
BLOCKS*	9 vs. Cleveland State (3-21-86)
TURNOVERS*	20 vs. Syracuse (3-14-86)
	▶ <i>Minimum 10 free throw attempts (percentage records).</i>
	▶ <i>Minimum 10 three-point attempts (percentage records).</i>
	* <i>Since 1985.</i>

Navy Team Records - Game Low

POINTS	47 vs. Holy Cross (3-20-47)
POINTS / HALF	21 (1st) vs. La Salle (3-13-54)
FG MADE	17 vs. La Salle (3-13-54)
FG ATTEMPTS	45 vs. Louisiana State (3-15-85)
FG PCT.	.258 (17-66) vs. La Salle (3-13-54)
3P MADE*	3 vs. Michigan (3-12-87)
3P ATTEMPTS*	14 vs. Michigan (3-12-87)
3P PCT.*	.212 (7-33) vs. Missouri (3-17-94)
FT MADE	6 vs. North Carolina (3-12-98)
	6 vs. Missouri (3-17-94)
FT ATTEMPTS	10 vs. North Carolina (3-12-98)
REBOUNDS	26 vs. Maryland (3-17-85)
REB. MARG.	-24 (33-57) vs. North Carolina (3-12-98)
ASSISTS*	9 vs. North Carolina (3-12-98)
STEALS*	2 vs. Maryland (3-17-85)
BLOCKS*	0 vs. North Carolina (3-12-98)
	0 vs. Utah (3-14-97)
TURNOVERS*	9 vs. Tulsa (3-14-86)
	▶ <i>Minimum 10 free throw attempts (percentage records).</i>
	▶ <i>Minimum 10 three-point attempts (percentage records).</i>
	* <i>Since 1985.</i>

Opponent Team Records - Game

POINTS	97 by Michigan (3-12-87)
POINTS / HALF	54 (2nd) by Syracuse (3-16-86)
VICT. MARGIN	36 (88-52) by North Carolina (3-12-98)
FG MADE	37 by West Virginia (3-8-60)
FG ATTEMPTS	77 by Syracuse (3-16-86)
FG PCT.	.583 (35-60) by Michigan (3-12-87)
3P MADE*	12 by Michigan (3-12-87)
3P ATTEMPTS*	20 by Michigan (3-12-87)
3P PCT.*	.600 (12-20) by Michigan (3-12-87)
FT MADE	27 by Holy Cross (3-10-53)
FT ATTEMPTS	42 by Holy Cross (3-10-53)
FT PCT.	.818 (18-22) by Boston U. (3-13-59)
REBOUNDS	57 by North Carolina (3-12-98)
ASSISTS*	20 by Utah (3-14-97)
	20 by Michigan (3-12-87)
STEALS*	11 by Syracuse (3-16-86)
BLOCKS*	8 by North Carolina (3-12-98)
TURNOVERS*	20 by Utah (3-14-97)
	▶ <i>Minimum 10 free throw attempts (percentage records).</i>
	▶ <i>Minimum 10 three-point attempts (percentage records).</i>
	* <i>Since 1985.</i>

Opponent Team Records - Game Low

POINTS	50 by Wisconsin (3-22-47)
POINTS / HALF	20 (2nd) by Boston U. (3-13-59)
FG MADE	20 by Wisconsin (3-22-47)
FG ATTEMPTS	47 by Utah (3-14-97)
FG PCT.	.319 (22-69) by Saint Joseph's (3-14-59)
	.319 (22-69) by Boston U. (3-13-59)
3P MADE*	4 by Missouri (3-17-94)
3P ATTEMPTS*	9 by Utah (3-14-97)
3P PCT.*	.267 (4-15) by Missouri (3-17-94)
FT MADE	4 by Tulsa (3-14-86)
FT ATTEMPTS	5 by Tulsa (3-14-86)
FT PCT.	.500 (6-12) by Cleveland State (3-21-86)
REBOUNDS	23 by Maryland (3-17-85)
ASSISTS*	7 by Cleveland State (3-21-86)
STEALS*	2 by Duke (3-23-86)
BLOCKS*	1 by Maryland (3-17-85)
TURNOVERS*	8 by Maryland (3-17-85)
	▶ <i>Minimum 10 free throw attempts (percentage records).</i>
	▶ <i>Minimum 10 three-point attempts (percentage records).</i>
	* <i>Since 1985.</i>




Josh Williams goes in for an uncontested layup against North Carolina in the 1998 NCAA Tournament. Tar Heels looking on include Vince Carter (baseline) and Makhtar Ndiaye (4).

PATRIOT LEAGUE TOURNAMENT HISTORY

Patriot League Tournament Results

Year (seed)	Date	Round	Site	Opponent	Result
1992 (8)	Mar. 7	Quarterfinals	Bethlehem, Pa.	(1) Fordham	L, 59-77
1993 (5)	Mar. 3	Quarterfinals	Hamilton, N.Y.	(4) Colgate	L, 80-84
1994 (1)	Mar. 4	Quarterfinals	Annapolis, Md.	(8) Army	W, 96-84
	Mar. 5	Semifinals	Annapolis, Md.	(4) Holy Cross	W, 93-91*
	Mar. 11	Finals	Annapolis, Md.	(3) Colgate	W, 78-76
1995 (3)	Mar. 4	Quarterfinals	West Point, N.Y.	(6) Lehigh	W, 87-81
	Mar. 5	Semifinals	West Point, N.Y.	(7) Army	W, 70-59
	Mar. 10	Finals	Hamilton, N.Y.	(1) Colgate	L, 63-68
1996 (2)	Mar. 2	Quarterfinals	Worcester, Mass.	(7) Army	L, 58-64
1997 (1)	Mar. 2	Semifinals	Bethlehem, Pa.	(5) Lafayette	W, 96-57
	Mar. 5	Finals	Annapolis, Md.	(2) Bucknell	W, 76-75
1998 (2)	Feb. 28	Quarterfinals	Annapolis, Md.	(7) Army	W, 79-52
	Mar. 1	Semifinals	Annapolis, Md.	(3) Bucknell	W, 80-61
	Mar. 5	Finals	Annapolis, Md.	(1) Lafayette	W, 93-85
1999 (2)	Feb. 27	Quarterfinals	West Point, N.Y.	(7) Lehigh	L, 45-53
2000 (1)*	Mar. 5	Semifinals	Easton, Pa.	(4) Colgate	W, 82-56
	Mar. 10	Finals	Easton, Pa.	(1) Lafayette	L, 61-87
2001 (2)	Mar. 3	Quarterfinals	Annapolis, Md.	(7) Army	W, 92-73
	Mar. 4	Semifinals	Annapolis, Md.	(6) Bucknell	W, 88-64
	Mar. 9	Finals	Worcester, Mass.	(1) Holy Cross	L, 64-68*
2002 (7)	Mar. 2	Quarterfinals	Upper Marlboro, Md.	(2) Holy Cross	L, 41-59
2003 (7)	Mar. 8	Quarterfinals	Upper Marlboro, Md.	(2) American	L, 57-72
2004 (8)	Mar. 6	Quarterfinals	Upper Marlboro, Md.	(1) Lehigh	L, 60-62*
2005 (6)	Mar. 4	Quarterfinals	Lewisburg, Pa.	(3) American	L, 83-85*
2006 (7)	Mar. 3	Quarterfinals	Worcester, Mass.	(2) Holy Cross	L, 50-78
2007 (7)	Feb. 28	Quarterfinals	Lewisburg, Pa.	(2) Bucknell	L, 43-62
2008 (2)	Mar. 5	Quarterfinals	Annapolis, Md.	(7) Bucknell	L, 86-87***

* Navy and Lafayette tied for the No. 1 seed in 2000.



Brian Walker (top) and Skip Victor celebrate Navy's 1997 Patriot League Tournament title.

Patriot League Tournament Facts

Appearances	17
Championships	3 (1994, 1997, 1998)
Finals Appearances (Record)	6 (3-3)
Overall Record	13-14 (.481)

Tournament Record By Round

Quarterfinals	4-11
Semifinals	6-0
Finals	3-3

Tournament Record By Site

Annapolis, Md.	9-1
West Point, N.Y.	2-1
Bethlehem, Pa.	1-1
Easton, Pa.	1-1
Hamilton, N.Y.	0-2
Lewisburg, Pa.	0-2
Upper Marlboro, Md.	0-3
Worcester, Mass.	0-3

Vs. Opponents By Round

Opponent	QF	SF	Fin.	Total
American	0-2	0-0	0-0	0-2
Army	3-1	1-0	0-0	4-1
Bucknell	0-2	2-0	1-0	3-2
Colgate	0-1	1-0	1-1	2-2
Fordham	0-1	0-0	0-0	0-1
Holy Cross	0-2	1-0	0-1	1-3
Lafayette	0-0	1-0	1-1	2-1
Lehigh	1-2	0-0	0-0	1-2
Total	4-11	6-0	3-3	13-14

Navy as Seed / Navy vs. Seed

As No. 1 seed	6-1	vs. No. 1 seed	1-5
As No. 2 seed	5-4	vs. No. 2 seed	1-4
As No. 3 seed	2-1	vs. No. 3 seed	2-1
As No. 4 seed	0-0	vs. No. 4 seed	2-1
As No. 5 seed	0-1	vs. No. 5 seed	1-0
As No. 6 seed	0-1	vs. No. 6 seed	2-0
As No. 7 seed	0-4	vs. No. 7 seed	3-3
As No. 8 seed	0-2	vs. No. 8 seed	1-0

By Coach

Don DeVoe	13-9
Pete Herrmann	0-1
Billy Lange	0-4

PATRIOT LEAGUE TOURNAMENT RECORD BOOK

11 NCAA TOURNAMENTS ▶ 8 PATRIOT LEAGUE CHAMPIONSHIPS ▶ 13 ALL-AMERICA SELECTIONS ▶ 17 ALL-PATRIOT LEAGUE HONORS ▶ 16 ALL-ROOKIE TEAM SELECTIONS

Navy Individual Records - Game

PTS.	37 by Greg Sprink vs. Bucknell (3-5-08)
FGM	11 by Greg Sprink vs. Bucknell (3-5-08)
	11 by Hassan Booker vs. Bucknell (3-5-97)
FGA	28 by Greg Sprink vs. Bucknell (3-5-08)
FG %	.727 (8-11) by Matt Fannin vs. American (3-4-05)
3PM	5 by Chris Harris vs. Bucknell (3-5-08)
	5 by Greg Sprink vs. Bucknell (3-5-08)
	5 by David Hooper vs. American (3-4-05)
	5 by Kyle Barker vs. Bucknell (3-4-01)
	5 by Jimmy Hamilton vs. Army (3-4-94)
	5 by Jimmy Hamilton vs. Colgate (3-3-93)
	5 by Michael Burd vs. Colgate (3-3-93)
3PA	14 by Chris Harris vs. Bucknell (3-5-08)
	14 by Greg Sprink vs. Bucknell (3-5-08)
3P %	.800 (4-5) by Corey Johnson vs. Holy Cross (3-3-06)
FTM	16 by Michael Heary vs. Lafayette (3-2-97)
FTA	19 by Michael Heary vs. Lafayette (3-15-98)
	19 by T.J. Hall vs. Army (3-4-94)
FT %	1.000 (16-16) by Michael Heary vs. Lafayette (3-2-97)
REBS.	13 by Hassan Booker vs. Bucknell (3-5-97)
ASTS.	8 by Chris Harris vs. Bucknell (3-5-08)
	8 by Brian Walker vs. Lehigh (3-4-95)
BLKS.	5 by Michael Cunningham vs. Army (3-3-01)
STLS.	6 by Chris Williams vs. Bucknell (3-1-98)
	▶ <i>Minimum 10 field goal attempts (percentage records).</i>
	▶ <i>Minimum 5 three-point attempts (percentage records).</i>
	▶ <i>Minimum 10 free throw attempts (percentage records).</i>

Opp. Individual Records - Game

PTS.	43 by Rob Feaster, Holy Cross (3-5-94)
FGM	14 by Rob Feaster, Holy Cross (3-5-94)
FGA	24 by Rob Feaster, Holy Cross (3-5-94)
FG %	.800 (8-10) by Jason Wands, Army (3-2-96)
3PM	5 by John Griffin, Bucknell (3-5-08)
	5 by Matej Cresnik, American (3-4-05)
	5 by Tucker Neale, Colgate (3-3-93)
3PA	10 by Chris Spatola, Army (3-3-01)
	10 by Tucker Neale, Colgate (3-3-92)
3P %	.800 (4-5) by Nate O'Neil, Colgate (3-11-94)
FTM	13 by Rob Feaster, Holy Cross (3-5-94)
FTA	17 by Rob Feaster, Holy Cross (3-5-94)
FT %	1.000 (11-11) by Brian Ehlers, Lafayette (3-5-98)
REBS.	19 by Darren Brown, Colgate (3-3-93)
ASTS.	7 by Tyson Whitfield, Lafayette (3-10-00)
	7 by Alex Morris, Army (3-4-94)
	7 by David Ardayfio, Army (3-4-94)
	7 by Hasan Brown, Colgate (3-3-93)
STLS.	6 by Tyson Whitfield, Lafayette (3-10-00)
BLKS.	6 by Adonal Foyle, Colgate (3-10-95)
	▶ <i>Minimum 10 field goal attempts (percentage records).</i>
	▶ <i>Minimum 5 three-point attempts (percentage records).</i>
	▶ <i>Minimum 10 free throw attempts (percentage records).</i>

Navy Team Records - Game High

POINTS	96 vs. Lafayette (3-2-97)
	96 vs. Army (3-4-94)
POINTS / HALF	60 (2nd) vs. Lafayette (3-2-97)
VICT. MARGIN	39 (96-57) vs. Lafayette (3-2-97)
FG MADE	32 vs. Holy Cross (3-5-94)
FG ATTEMPTS	76 vs. Bucknell (3-5-08)
	76 vs. Lehigh (2-27-99)
FG PCT.	.583 (21-36) vs. Colgate (3-1-94)
3P MADE	13 vs. Bucknell (3-5-08)
3P ATTEMPTS	40 vs. Bucknell (3-5-08)
3P PCT.	.571 (12-21) vs. Colgate (3-3-93)
FT MADE	36 vs. Lehigh (3-4-95)
FT ATTEMPTS	48 vs. Lafayette (3-5-98)
	48 vs. Lehigh (3-4-95)
	48 vs. Colgate (3-11-94)
FT PCT.	.840 (21-25) vs. Bucknell (3-5-97)
REBOUNDS	56 vs. Army (3-3-01)
REB. MARG.	+24 (56-32) vs. Army (3-3-01)
	+24 (45-21) vs. Lafayette (3-2-97)
	+24 (46-22) vs. Army (3-5-95)
ASSISTS	20 vs. Bucknell (3-5-08)
STEALS	18 vs. Bucknell (3-1-98)
BLOCKS	9 vs. Army (3-3-01)
TURNOVERS	27 vs. Lehigh (3-6-04)
	▶ <i>Minimum 10 free throw attempts (percentage records).</i>
	▶ <i>Minimum 10 three-point attempts (percentage records).</i>

Navy Team Records - Game Low

POINTS	41 vs. Holy Cross (3-2-02)
POINTS / HALF	16 (1st) vs. Bucknell (2-28-07)
FG MADE	16 vs. Bucknell (2-28-07)
	16 vs. Holy Cross (3-2-02)
FG ATTEMPTS	36 vs. Colgate (3-11-94)
FG PCT.	.224 (17-76) vs. Lehigh (2-27-99)
3P MADE	0 vs. Army (3-5-95)
3P ATTEMPTS	7 vs. Lehigh (3-6-04)
3P PCT.	.050 (1-20) vs. Lehigh (2-27-99)
FT MADE	4 vs. Bucknell (2-28-07)
	4 vs. Holy Cross (3-2-02)
FT ATTEMPTS	5 vs. Bucknell (2-28-07)
FT PCT.	.333 (4-12) vs. Holy Cross (3-2-02)
REBOUNDS	26 vs. Holy Cross (3-3-06)
	26 vs. Colgate (3-11-94)
REB. MARG.	-16 (26-42) vs. Holy Cross (3-3-06)
ASSISTS	5 vs. Holy Cross (3-2-02)
	5 vs. Lehigh (2-27-99)
STEALS	3 vs. American (3-8-03)
	3 vs. Colgate (3-3-93)
	3 vs. Fordham (3-7-92)
BLOCKS	0 vs. Holy Cross (3-3-06)
	0 vs. American (3-4-05)
	0 vs. Holy Cross (3-2-02)
	0 vs. Colgate (3-11-94)
	0 vs. Army (3-4-94)
TURNOVERS	8 vs. Colgate (3-3-93)
	▶ <i>Minimum 10 free throw attempts (percentage records).</i>
	▶ <i>Minimum 10 three-point attempts (percentage records).</i>

Opponent Team Records - Game

POINTS	91 by Holy Cross (3-5-94)
POINTS / HALF	52 (2nd) by Army (3-3-01)
VICT. MARGIN	28 (78-50) by Holy Cross (3-3-06)
FG MADE	33 by Lafayette (3-10-00)
FG ATTEMPTS	65 by Lafayette (3-10-00)
FG PCT.	.536 (30-56) by Colgate (3-11-94)
3P MADE	9 by Bucknell (3-5-08)
	9 by Lafayette (3-10-00)
	9 by Lafayette (3-5-98)
	9 by Colgate (3-11-94)
	9 by Colgate (3-3-93)
3P ATTEMPTS	28 by Lafayette (3-5-98)
3P PCT.	.529 (9-17) by Colgate (3-3-93)
FT MADE	26 by Army (3-3-01)
	26 by Lafayette (3-5-98)
FT ATTEMPTS	40 by Lehigh (3-4-95)
FT PCT.	.839 (26-31) by Army (3-3-01)
REBOUNDS	48 by Bucknell (3-5-08)
ASSISTS	22 by Bucknell (3-5-08)
STEALS	17 by Colgate (3-5-00)
BLOCKS	10 by Colgate (3-10-95)
TURNOVERS	28 by Lafayette (3-2-97)
	▶ <i>Minimum 10 free throw attempts (percentage records).</i>
	▶ <i>Minimum 10 three-point attempts (percentage records).</i>

Opponent Team Records - Game Low

POINTS	52 by Army (2-28-98)
POINTS / HALF	21 (1st) by Lehigh (3-6-04)
	21 (1st) by Army (3-3-01)
	21 (1st) by Colgate (3-5-00)
FG MADE	14 by Lafayette (3-2-97)
FG ATTEMPTS	36 by Lafayette (3-2-97)
FG PCT.	.306 (19-62) by Army (2-28-98)
3P MADE	1 by Holy Cross (3-2-02)
3P ATTEMPTS	6 by Lehigh (2-27-99)
3P PCT.	.091 (1-11) by Holy Cross (3-2-02)
FT MADE	7 by Colgate (3-11-94)
FT ATTEMPTS	10 by Colgate (3-11-94)
FT PCT.	.577 (15-26) by Bucknell (3-1-98)
REBOUNDS	23 by Colgate (3-11-94)
ASSISTS	6 by Lehigh (3-6-04)
	6 by Bucknell (3-1-98)
STEALS	3 by Army (3-5-95)
BLOCKS	1 by Colgate (3-5-00)
	1 by Lafayette (3-5-98)
	1 by Colgate (3-11-94)
	1 by Army (3-4-94)
TURNOVERS	8 by Colgate (3-3-93)
	▶ <i>Minimum 10 free throw attempts (percentage records).</i>
	▶ <i>Minimum 10 three-point attempts (percentage records).</i>