

NAVY ALL-TIME TOP-INDOOR MARKS

2007-08 NAVY MEN'S TRACK & FIELD

55-meter Dash

1.	Clay Stackhouse	6.24 (c)	2/25/89
	Tae Andrews	6.24	2/17/84
3.	Tae Andrews	6.26	1/21/84
	Dwayne Dennis	6.26 (c)(y)	2/18/78
	Dan Cook	6.26 (c)(y)	2/18/78
6.	Clay Stackhouse	6.30	2/24/90
	Clay Stackhouse	6.30	2/26/89
8.	Clay Stackhouse	6.33	2/25/90
	Clay Stackhouse	6.33	3/3/90
	Clay Stackhouse	6.33	2/28/88

60-meter Dash

1.	Trey Hines	6.92	2/22/04
2.	Andrew Lewis	6.97	1/29/05
3.	Trey Hines	6.99	1/31/04
4.	Andrew Lewis	7.01	2/19/05
5.	Andrew Lewis	7.02	2/19/05
6.	Shalimar Brazier	7.03	2/14/04
7.	Shalimar Brazier	7.04	2/22/04
8.	Reggie Campbell	7.05	2/17/07
	Lord Cole	7.05	2/22/04
	Shalimar Brazier	7.05	1/10/04
	C.J. Simonsen	7.05	1/26/01

200-meter Dash

1.	Clay Stackhouse	21.48	1/20/89
2.	Clay Stackhouse	21.49	3/4/90
3.	Torrance Chaplin	21.52	1/23/99
4.	Torrance Chaplin	21.54	1/30/99
5.	Torrance Chaplin	21.59	3/6/99
	Clay Stackhouse	21.59	2/3/90
	Clay Stackhouse	21.59	1/27/89
8.	Clay Stackhouse	21.63	2/4/89
9.	Brian Proctor	21.67	1/16/93
10.	Torrance Chaplin	21.71	3/7/99

400-meter Run

1.	Eric Porter	46.72	3/7/04
2.	Eric Porter	46.96	3/6/04
3.	Michael Greene	47.25	2/13/88
4.	Michael Greene	47.36	1/31/86
5.	Efrem Venters	47.57	3/4/90
6.	Michael Greene	47.61	1/23/88
7.	Eric Porter	47.64	2/14/04
8.	Michael Greene	47.76	1/29/88
9.	Efrem Venters	47.83	3/3/90
10.	Torrance Chaplin	47.87	3/6/99
	Torrance Chaplin	47.87	1/23/99

500-meter Run

1.	Michael Greene	1:00.84	3/7/87
2.	Michael Greene	1:00.90	3/8/87
3.	Michael Greene	1:01.53	3/13/87
4.	Michael Greene	1:01.72	1/24/87
5.	Michael Greene	1:02.07	2/28/87
6.	Paul Harris	1:02.10	3/4/06
7.	Jeff Colvin	1:02.16	3/9/80
8.	Michael Greene	1:02.21	3/1/87
9.	Michael Greene	1:02.2	1/16/87
10.	Michael Greene	1:02.31	3/14/87

800-meter Run

1.	Paul Harris	1:48.46	2/10/07
2.	Paul Harris	1:48.91	3/9/07
3.	Paul Harris	1:50.02	3/10/07
4.	Paul Harris	1:50.71	12/1/06
5.	Paul Harris	1:50.73	2/12/05
	Doug Kay	1:50.73	2/9/02
7.	Craig Meekins	1:50.95	2/11/06
8.	Craig Meekins	1:50.98	3/4/07
9.	Paul Harris	1:51.47	2/11/06
10.	Craig Meekins	1:51.48	3/3/07
	Craig Meekins	1:51.48	2/10/07

1,000-meter Run

1.	Lance Davidson	2:23.51	3/1/87
2.	Dallas Roper	2:24.0	1/15/83
3.	Dallas Roper	2:24.1	2/5/83
4.	Lance Davidson	2:24.40	3/8/87
5.	Jere Fisher	2:24.57	2/18/83
6.	Scott Abel	2:24.67	2/13/86
7.	Lloyd Wright	2:24.6	2/17/84
8.	Jeff Wolstenholme	2:24.71	1/17/86
9.	John Haugen	2:24.8	2/14/81
10.	Ben Kozy	2:25.13	1/28/06

Mile Run

1.	Erik Schmidt	4:01.56	3/6/04
2.	Michael Ryan	4:01.57	1/23/99
3.	Erik Schmidt	4:02.23	3/13/04
4.	Greg Keller	4:02.64	2/6/92
5.	Greg Keller	4:02.70	2/13/93
6.	Erik Schmidt	4:03.42	2/14/04
7.	Mike Kohrs	4:03.4 (m)	2/12/83
8.	Ron Harris	4:03.52	2/6/87
9.	Michael Ryan	4:03.62	1/24/98
10.	Aaron Lanzel	4:03.68	3/8/03

3,000-meter Run

1.	Greg Keller	7:56.23	1/29/93
2.	Ron Harris	7:56.90	3/13/87
3.	Ron Harris	7:59.3	3/8/87
4.	Ron Harris	8:00.14	3/14/86
5.	Greg Keller	8:01.72	1/25/92
6.	Ron Harris	8:01.89	3/9/86
7.	Ron Harris	8:02.09	3/1/87
8.	Ron Harris	8:02.25	3/14/87
9.	Michael Ryan	8:05.27	1/30/99
10.	Tim Barkdoll	8:06.26	2/3/90

5,000-meter Run

1.	John Mentzer	14:04	1/26/97
2.	Todd Washburn	14:10.67	3/8/93
3.	Bruce Frame	14:12.51	2/27/94
4.	Todd Washburn	14:13.32	1/29/93
5.	John Clopeck	14:16.45	2/26/84
6.	John Mentzer	14:18.25	3/7/97
7.	John Mentzer	14:19.14	2/23/97
8.	Todd Washburn	14:20.00	2/27/93
9.	Todd Washburn	14:22.1 (y)	2/19/92
10.	Mark Patterson	14:25.2 (y)	2/12/83

55-meter Hurdles


1.	Anthony Campbell	7.36 (c)(y)	2/12/77
	Anthony Campbell	7.36 (c)(y)	1/17/76
3.	Anthony Campbell	7.42 (y)	2/26/77
4.	Dave Petri	7.46 (c)(y)	2/18/78
	Dave Petri	7.46 (c)(y)	1/14/78
	Anthony Campbell	7.46 (c)(y)	2/19/77
	Anthony Campbell	7.46 (c)(y)	1/22/77
	Anthony Campbell	7.46 (c)(y)	1/15/77
	Anthony Campbell	7.46 (c)(y)	2/14/76
	Wayne Kennard	7.46 (c)(y)	2/3/73
	Greg Martin	7.46 (c)(y)	2/3/73
	Wayne Kennard	7.46 (c)(y)	2/26/72
	Wayne Kennard	7.46 (c)(y)	2/19/72
	Wayne Kennard	7.46 (c)(y)	1/15/72
	Wayne Kennard	7.46 (c)(y)	2/13/71
	Wayne Kennard	7.46 (c)(y)	2/13/71
	Wayne Kennard	7.46 (c)(y)	1/16/71
	Wayne Kennard	7.46 (c)(y)	12/12/70



John Mentzer

NAVY ALL-TIME TOP-INDOOR MARKS

2007-08 NAVY MEN'S TRACK & FIELD



Leo Williams

60-meter Hurdles

1.	Adesina Ekundayo	8.07	2/24/02
2.	Adesina Ekundayo	8.09	2/22/04
3.	Adesina Ekundayo	8.15	1/31/04
4.	Trevis Rainey	8.16	2/20/05
5.	Adesina Ekundayo	8.21	2/14/04
6.	Marcus Scarborough	8.22	2/22/04
	Trevis Rainey	8.22	2/22/04
8.	Adesina Ekundayo	8.23	2/28/04
9.	Adesina Ekundayo	8.26	2/1/03
10.	Ron Belany	8.28	1/26/07
	Trevis Rainey	8.28	1/29/05
	Jay Tanjuan	8.28	1/26/01

High Jump

1.	Leo Williams	2.29m	7'6"	3/12/83
2.	Leo Williams	2.28m	7'5-3/4"	3/13/82
	Leo Williams	2.28m	7'5-3/4"	2/20/82
4.	Leo Williams	2.27m	7'5-1/4"	3/16/81
5.	Leo Williams	2.24m	7'4-1/4"	3/6/83
6.	Leo Williams	2.23m	7'3-3/4"	1/22/83
7.	Leo Williams	2.22m	7'3-1/4"	2/27/82
	Leo Williams	2.22m	7'3-1/4"	3/8/81
9.	Leo Williams	2.21m	7'3"	3/11/83
	Leo Williams	2.21m	7'3"	1/15/83
	Leo Williams	2.21m	7'3"	2/6/82
	Leo Williams	2.21m	7'3"	1/30/82
	Leo Williams	2.21m	7'3"	2/28/81

Pole Vault

1.	Matthew Poirier	5.22m	17'1-1/2"	1/23/99
2.	Matthew Poirier	5.18m	17'0"	2/6/99
3.	Rob Tomlinson	5.15m	16'10-3/4"	3/1/97
4.	Rob Tomlinson	5.11m	16'9-1/4"	2/1/97
5.	Bobby Sparks	5.10m	16'8-3/4"	2/7/04
	Tom Delaney	5.10m	16'8-3/4"	12/8/01
	Matthew Poirier	5.10m	16'8-3/4"	2/20/99
	Matthew Poirier	5.10m	16'8-3/4"	3/7/98
	Matthew Poirier	5.10m	16'8-3/4"	1/31/98
10.	Darell Gobble	5.09m	16'8-1/4"	2/29/92

Long Jump

1.	Jim Campbell	7.49m	24'7"	2/3/73
2.	Anthony Terrell	7.45m	24'5-1/2"	2/10/90
3.	Brian O'Malley	7.41m	24'3-3/4"	12/1/85
4.	Joel Robertson	7.37m	24'2-1/4"	1/22/94
	Anthony Terrell	7.37m	24'2-1/4"	2/7/88
6.	Anthony Terrell	7.35m	24'1-1/2"	2/13/88
7.	Joel Robertson	7.34m	24'1"	2/27/93
8.	Jim Campbell	---	24'1/2"	1/20/73
9.	Anthony Terrell	7.32m	24'1/4"	1/20/89
	Tom Palkie	7.32m	24'1/4"	3/4/67

Triple Jump

1.	Joel Robertson	15.79m	51'9-3/4"	3/6/94
	Joel Robertson	15.79m	51'9-3/4"	2/27/94
3.	Joel Robertson	15.67m	51'5"	2/5/94
4.	Josh Stewart	15.65m	51'4-1/4"	1/23/99
5.	Anthony Terrell	15.62m	51'3"	2/10/90
	Anthony Terrell	15.62m	51'3"	2/26/89
	Anthony Terrell	15.62m	51'3"	2/11/89
8.	Joel Robertson	15.51m	50'10-3/4"	2/13/93
9.	Anthony Terrell	15.49m	50'10"	2/9/91
10.	Joel Robertson	15.47m	50'9-1/4"	1/22/94

Shot Put

1.	Scott Haney	18.45m	60'6-1/2"	2/10/73
2.	Scott Haney	18.41m	60'4-3/4"	2/3/73
3.	Scott Haney	---	60'2-3/4"	2/24/73
4.	Scott Haney	---	60'0"	1/20/73
5.	Scott Haney	18.26m	59'11"	3/4/73
6.	Scott Haney	---	59'7-1/4"	2/17/73
7.	Michael Berkowitz	18.06m	59'3"	2/8/64
8.	Robert Sehnert	18.01m	59'1-1/4"	1/18/91
9.	Robert Sehnert	---	59'1"	12/1/90
10.	Scott Haney	---	59'1/2"	1/27/73

Weight Throw

1.	Ted Bregar	20.76m	68'1-1/2"	3/9/73
2.	Ted Bregar	20.38m	66'10-1/2"	3/4/73
3.	Ted Bregar	19.98m	65'6-3/4"	2/16/74
4.	Matthew Howard	19.94m	65'5"	3/3/91
5.	Ted Bregar	---	65'2-1/2"	2/23/74
6.	Ted Bregar	19.86m	65'2"	3/3/74
7.	Matthew Howard	19.71m	64'8"	2/23/91
8.	Ted Bregar	19.67m	64'6-1/2"	1/20/73
9.	Ted Bregar	---	64'6-1/4"	1/9/73
10.	Ted Bregar	19.63m	64'5"	2/2/74

Heptathlon

1.	Ronald Belany	4,682 pts.	2/18/06
2.	Bill Stillman	4,155 pts.	2/17/07
3.	Ronald Belany	3,839 pts.	2/19/05

Pentathlon

1.	Bill Higginbottom	3,698 pts.	2/23/97
2.	Bill Higginbottom	3,696 pts.	2/24/96
3.	Bill Higginbottom	3,691 pts.	3/2/97
4.	Rick Smith	3,674 pts.	1/25/81
5.	Robert Weissenfels	3,617 pts.	2/24/90
6.	Rick Smith	3,612 pts.	12/15/79
7.	Dave Hunt	3,586 pts.	3/2/03
8.	Dave Hunt	3,502 pts.	3/9/03
9.	Rick Smith	3,499 pts.	2/14/81
10.	Rick Smith	3,482 pts.	3/9/80

4x400-meter Relay

1.	3:12.07	2/10/07
	William Ricks, Craig Meekins, Cameron Lindsay, Paul Harris	
2.	3:13.4 (y)	12/15/79
3.	3:13.71	2/11/06
4.	3:13.78	2/14/04
5.	3:14.5 (y)	2/13/88
	3:14.5 (y)	3/9/80
7.	3:14.6 (y)	2/7/81
8.	3:14.8 (y)	2/12/77
9.	3:15.08 (y)	2/24/85
10.	3:15.12	2/21/81

4x800-meter Relay

1.	7:27.39	2/27/83
	Lloyd Wright, Jeff Wolstenholme, Jere Fisher, Dallas Roper	
2.	7:28.9 (y)	2/12/83
3.	7:30.94 (y)	3/6/83
4.	7:30.97 (y)	2/14/86
5.	7:31.29 (y)	1/28/83
6.	7:32.0 (y)	3/4/72
7.	7:32.24 (y)	2/27/94
8.	7:32.3 (y)	2/11/66
9.	7:33.74	2/22/04
10.	7:33.95 (y)	3/5/83

Distance Medley Relay

1.	9:39.17	3/3/02
	Aaron Lanzel, Eric Porter, Douglas Kay, Erik Schmidt	
2.	9:39.9 (y)	2/8/85
3.	9:41.71	2/9/07
4.	9:44.26	2/9/02
5.	9:46.94	3/5/00
6.	9:48.2	2/12/00
7.	9:48.71	2/27/83
8.	9:48.79 (y)	3/1/87
9.	9:49.7 (y)	2/6/77
10.	9:50.37 (y)	3/3/85

Notes:

- (c) - converted from hand-time
- (m) - converted from meters to yards
- (y) - converted from yards to meters

NAVY ALL-TIME TOP-OUTDOOR MARKS

2007-08 NAVY MEN'S TRACK & FIELD

100-meter Dash

1.	Brian Proctor	10.41	5/10/92
2.	Clay Stackhouse	10.43	4/14/90
3.	Michael Jefferson	10.44 (c)	4/16/94
	Brian Proctor	10.44 (c)	4/3/93
	Clay Stackhouse	10.44 (c)	3/31/90
	Brian Proctor	10.44	4/18/92
7.	Clay Stackhouse	10.45	4/14/90
8.	Michael Jefferson	10.47	5/7/94
9.	Clay Stackhouse	10.48	4/7/90
	John McLaughlin	10.48	5/7/83

200-meter Dash

1.	Torrance Chaplin	21.00	4/10/99
2.	Torrance Chaplin	21.02	5/14/00
3.	Torrance Chaplin	21.03	4/3/99
4.	Torrance Chaplin	21.08	4/8/00
5.	Torrance Chaplin	21.10	3/25/00
6.	Brian Proctor	21.13	5/10/92
7.	Torrance Chaplin	21.16	5/13/00
8.	Torrance Chaplin	21.17	4/1/00
9.	Torrance Chaplin	21.19	4/15/00
	Brian Proctor	21.19	4/18/92

400-meter Dash

1.	Torrance Chaplin	45.68	5/8/00
2.	Michael Greene	45.99	5/2/87
3.	Michael Greene	46.11	5/3/87
4.	Michael Greene	46.16	5/10/86
5.	Torrance Chaplin	46.27	5/14/00
6.	Torrance Chaplin	46.32	4/8/00
7.	Torrance Chaplin	46.34	5/31/00
8.	Michael Greene	46.36	4/10/87
9.	Eric Porter	46.37	5/14/04
10.	Eli Anderson	46.40	6/3/76

800-meter Run

1.	Paul Harris	1:47.55	5/12/07
2.	Paul Harris	1:48.67	5/26/06
3.	Paul Harris	1:48.77	5/25/07
4.	Paul Harris	1:48.86	4/6/07
5.	Paul Harris	1:48.96	5/26/07
6.	Dale Bateman	1:49.1 (y)	5/11/74
7.	Paul Harris	1:49.30	5/6/06
8.	Craig Meekins	1:49.59	5/5/07
9.	Thomas Swaim	1:49.77	5/11/97
10.	Paul Harris	1:49.79	5/13/06

1,500-meter Run

1.	Greg Keller	3:41.99	5/30/92
2.	Ron Harris	3:42.84	4/10/87
3.	Ron Harris	3:43.63	5/24/87
4.	Erik Schmidt	3:44.05	4/11/03
	Michael Ryan	3:44.05	5/22/99
6.	Aaron Lanzel	3:44.25	4/11/03
7.	Jesse Kemp	3:44.91	5/28/94
8.	Ron Harris	3:45.16	5/11/86
9.	Jeff Kramer	3:45.5 (y)	5/11/74
10.	Michael Ryan	3:45.69	5/24/98

5,000-meter Run

1.	Ron Harris	13:45.75	6/2/87
2.	Ron Harris	13:53.74	5/3/87
3.	Ron Harris	14:00.35	5/25/86
4.	Ron Harris	14:03.80	5/5/85
5.	Jeff Kramer	14:06.5 (y)	5/11/74
6.	Ron Harris	14:09.47	5/11/86
7.	Ron Harris	14:14.8	4/10/87
8.	Tim Barkdoll	14:15.7	4/25/87
9.	Steve Giorgis	14:16.0 (y)	4/25/75
10.	John Clopeck	14:16.46	5/6/84

10,000-meter Run

1.	John Mentzer	29:00.80	4/24/97
2.	John Mentzer	29:15.15	4/23/98
3.	John Mentzer	29:47.04	6/4/98
4.	John Mentzer	29:49.69	6/4/97
5.	Bruce Frame	29:52.34	5/21/95
6.	Bruce Frame	29:52.40	4/28/95
7.	Bruce Frame	29:55.6	4/30/94
8.	Tim MacNeil	29:57.1	5/6/78
9.	Mark Donahue	29:58.5	4/25/81
10.	Bruce Frame	29:58.95	5/22/94

110-meter Hurdles


1.	Anthony Campbell	14.08 (y)(c)	4/10/76
2.	Wayne Kennard	14.18 (y)(c)	4/10/71
3.	Wayne Kennard	14.24 (y)	6/18/71
4.	Anthony Campbell	14.30	5/20/77
	Anthony Campbell	14.30	5/20/77
6.	Kevin Smith	14.34	5/2/82
	Steve Kobiela	14.34 (c)	4/18/81
	Anthony Campbell	14.34 (c)	4/9/77
	Anthony Campbell	14.34 (c)	5/14/77
	Anthony Campbell	14.34 (c)	4/17/76

400-meter Hurdles

1.	Greg Blanchard	51.33	5/6/84
2.	Greg Blanchard	51.50	4/21/84
3.	Greg Blanchard	51.64	5/5/85
	Courtland Gray	51.64 (y)(c)	5/15/65
5.	Courtland Gray	52.04 (y)(c)	5/22/65
	Courtland Gray	52.04 (y)(c)	5/8/65
7.	Greg Blanchard	52.06	5/20/84
8.	Greg Blanchard	52.17	5/5/84
9.	Mike Boyd	52.19	5/5/91
10.	Greg Blanchard	52.36	4/20/85

3,000-meter Steeplechase

1.	Bob Packowski	8:40.4	5/13/89
2.	Jonathan Clemens	8:42.42	4/24/97
3.	Greg Keller	8:43.00	6/6/92
4.	Robert Packowski	8:44.06	5/3/87
5.	Bruce Lowman	8:44.9	5/12/73
6.	Jonathan Clemens	8:45.92	6/4/97
7.	Greg Keller	8:45.96	4/25/92
8.	Greg Keller	8:46.46	6/2/93
9.	Greg Keller	8:48.32	5/23/93
10.	Jonathan Clemens	8:48.48	4/27/96



High Jump

1.	Leo Williams	2.29m	7'6"	6/4/82
2.	Leo Williams	2.26m	7'5"	4/30/83
3.	Leo Williams	2.25m	7'4-1/2"	6/6/81
4.	Leo Williams	2.24m	7'4-1/4"	4/18/82
5.	Leo Williams	2.22m	7'3-1/4"	5/3/81
6.	Leo Williams	2.21m	7'3"	6/1/83
	Leo Williams	2.21m	7'3"	5/8/83
	Leo Williams	2.21m	7'3"	5/25/80
9.	Leo Williams	2.20m	7'2-1/2"	5/24/81
10.	Dan Williams	2.19m	7'2-1/4"	5/6/84
	Dan Williams	2.19m	7'2-1/4"	4/30/83
	Leo Williams	2.19m	7'2-1/4"	4/23/83
	Leo Williams	2.19m	7'2-1/4"	4/18/81

Pole Vault

1.	Tom Delaney	5.26m	17'3"	3/30/02
2.	Tom Delaney	5.18m	17'	4/13/02
	Tom Delaney	5.18m	17'	3/24/01
4.	Bobby Sparks	5.15m	16'10-3/4"	4/3/04
	Matthew Poirier	5.15m	16'10-3/4"	4/24/99
6.	Tom Delaney	5.10m	16'8-3/4"	5/5/02
	Tom Delaney	5.10m	16'8-3/4"	5/4/02
	Matthew Poirier	5.10m	16'8-3/4"	5/22/99
9.	Bobby Sparks	5.08m	16'8"	3/27/04
10.	Matthew Poirier	5.07m	16'7-1/2"	3/28/98

Long Jump

1.	James Campbell	---	25'1/4"	5/19/73
2.	Anthony Terrell	7.60m	24'11-1/4"	5/5/91
3.	Lucas Kerley	7.55m	24'9-1/4"	5/10/92
4.	James Campbell	7.53m	24'8-1/2"	6/2/73
5.	Jim Thorell	7.51m	24'7-3/4"	5/4/63
6.	James Campbell	7.46m	24'5-3/4"	5/12/73
	James Campbell	7.46m	24'5-3/4"	5/12/73
	James Campbell	7.46m	24'5-3/4"	4/21/73
9.	Lucas Kerley	7.45m	24'5-1/2"	3/21/92
10.	James Campbell	7.43m	24'4-1/2"	4/7/73

Triple Jump

1.	Joel Robertson	15.92m	52'2-3/4"	5/23/93
2.	Joel Robertson	15.88m	52'1-1/4"	3/19/94
3.	Joel Robertson	15.84m	51'11-3/4"	5/28/94
4.	Josh Stewart	15.77m	51'9"	5/2/99
5.	Joel Robertson	15.75m	51'8-1/4"	5/8/94
6.	Joel Robertson	15.72m	51'7"	4/9/94
7.	Josh Stewart	15.68m	51'5-1/2"	4/1/00
8.	Josh Stewart	15.66m	51'4-1/2"	4/8/00
9.	Joel Robertson	15.65m	51'4-1/4"	4/10/93
10.	Josh Stewart	15.64m	51'3-3/4"	4/3/99

Shot Put

1.	Michael Berkowitz	---	61'1/4"	5/30/64
2.	Scott Haney	18.58m	60'11-1/2"	5/26/73
3.	Scott Haney	18.38m	60'3-3/4"	6/8/73
4.	Eric Christensen	17.95m	58'10-3/4"	4/22/78
5.	Michael Berkowitz	17.92m	58'9-1/2"	6/20/64
6.	Robert Sehnert	17.84m	58'6-1/2"	4/28/90
	Michael Berkowitz	17.84m	58'6-1/2"	5/9/64
8.	Robert Sehnert	17.81m	58'5-1/4"	5/19/91
	Scott Haney	17.81m	58'5-1/4"	4/28/73
10.	Scott Haney	17.80m	58'4-3/4"	5/19/73

Discus Throw

1.	Nate Michael	54.55m	178'11"	4/17/04
2.	Nate Michael	54.33m	178'3"	6/9/04
3.	Nate Michael	54.31m	178'2"	5/29/04
4.	Nate Michael	54.28m	178'1"	5/1/04
5.	Nate Michael	53.98m	177'1"	5/4/03
6.	Nate Michael	53.86m	176'8"	5/14/04
	Jon Gagnon	53.86m	176'8"	5/11/97
8.	Eric Christensen	53.53m	175'7"	3/31/79
9.	Nate Michael	53.44m	175'4"	3/27/04
10.	Eric Christensen	53.18m	174'6"	5/13/78

Hammer Throw

1.	Ted Bregar	---	218'6"	4/6/74
2.	Ted Bregar	66.24m	217'4"	6/9/73
3.	Ted Bregar	66.20m	217'2"	5/12/73
4.	Ted Bregar	64.82m	212'8"	5/26/73
5.	Ted Bregar	64.80m	212'7"	4/27/74
6.	Ted Bregar	64.08m	210'3"	6/8/73
7.	Ted Bregar	63.32m	207'9"	5/25/74
	Ted Bregar	63.32m	207'9"	4/7/73
9.	Ted Bregar	62.56m	205'3"	6/2/73
10.	Ted Bregar	62.30m	204'5"	5/11/74

Javelin Throw (1986-present)

1.	Stan Duplaga	70.42m	231'0"	5/9/93
2.	Stan Duplaga	70.15m	230'2"	5/23/93
3.	Kyle Obrock	69.84m	229'1"	5/7/05
4.	Stan Duplaga	69.22m	227'1"	4/24/93
5.	Stan Duplaga	68.98m	226'4"	5/8/94
6.	Stan Duplaga	68.86m	225'11"	6/5/93
7.	Stan Duplaga	68.24m	223'11"	4/25/92
8.	Stan Duplaga	67.88m	222'8"	5/22/94
9.	Stan Duplaga	67.66m	222'0"	4/2/94
10.	Glenn Miller	67.60m	221'9"	4/15/90

Javelin Throw (1922-1985)

1.	Perry Puccetti	80.08m	262'9"	4/30/83
2.	Perry Puccetti	76.39m	250'7"	4/23/83
3.	Randy Charleson	75.79m	248'8"	5/19/73
4.	Perry Puccetti	75.64m	248'2"	4/18/81
5.	Perry Puccetti	75.20m	246'9"	6/4/81
6.	Frank Delape	74.96m	245'11"	5/3/75
7.	Perry Puccetti	74.70m	245'1"	5/24/81
8.	Robert Kirk	74.54m	244'7"	6/14/69
9.	Jay Bass	74.38m	244'0"	5/24/81
10.	Perry Puccetti	74.06m	243'0"	5/7/83

Decathlon

1.	Richard Smith	7,449 pts.	5/24/81
2.	Bradley Stephan	7,387 pts.	5/24/74
3.	Richard Smith	7,245 pts.	5/19/79
4.	Richard Smith	7,231 pts.	4/24/81
5.	Richard Smith	7,224 pts.	3/28/81
6.	Richard Smith	7,143 pts.	6/3/81
7.	Bradley Stephan	7,127 pts.	4/26/74
8.	Richard Smith	7,124 pts.	4/25/80
9.	Bradley Stephan	7,061 pts.	5/25/73
10.	Bradley Stephan	7,047 pts.	3/28/74

4x100-meter Relay

1.	40.71 (y)(c)	5/1/76
	Vic Colson, Mike Dinn, Eli Turner, Anthony Campbell	
2.	40.72	4/11/92
3.	40.74	4/10/93
	40.74 (c)	5/7/77
5.	40.77 (y)	6/18/71
6.	40.94	4/17/93
	40.94 (c)	3/21/92
8.	40.99	5/9/93
9.	41.08	4/8/00
	41.08	4/22/89

4x400-meter Relay

1.	3:08.6	5/20/79
	Bruce Prutzman, James Sheairs, Pat Bailey, Jeff Colvin	
2.	3:09.03	5/25/80
3.	3:09.48	5/13/07
4.	3:09.71	5/5/07
5.	3:09.80	4/25/87
6.	3:10.08	4/30/88
7.	3:10.2 (y)	4/29/67
8.	3:10.45	5/10/92
9.	3:10.55	4/28/79
10.	3:10.60	4/27/07

4x800-meter Relay

1.	7:28.06	5/4/07
	Lucas Burke, Jeff Sarchione, Ben Kozy, Craig Meekins	
2.	7:28.3	4/30/77
3.	7:30.56	4/27/85
4.	7:32.30	4/24/01
5.	7:34.2	4/28/84
6.	7:34.46	4/29/00
7.	7:35.25	4/24/93
8.	7:36.2	4/18/87
	7:36.2 (y)	4/26/75
	7:36.2 (y)	5/6/72

Distance Medley Relay

1.	9:31.25	4/25/87
	Lance Davidson, Michael Greene, Kevin Ross, Ron Harris	
2.	9:35.9 (y)	4/27/74
3.	9:37.8	4/26/86
4.	9:38.68	4/23/99
5.	9:39.37	4/25/03
6.	9:42.98	4/20/02
7.	9:45.49	4/28/00
8.	9:47.08	4/29/88
9.	9:49.19	4/24/98
10.	9:49.1 (y)	4/28/72

Sprint Medley Relay

1.	3:18.48	4/26/86
	Lance Davidson, Troy Heitmeyer, Michael Sawyer, Ron Harris	
2.	3:18.75	4/25/86
3.	3:19.47	4/30/88
4.	3:21.81	4/24/93
5.	3:22.76	4/29/88
6.	3:23.00	4/13/96
7.	3:24.3 (y)	5/6/72
8.	3:24.81	4/28/06
9.	3:24.8	4/29/95
	3:24.8 (y)	4/26/69

Notes:

- (c) - converted from hand-time
- (y) - converted from yards to meters

NAVY ALL-TIME INDIVIDUAL HONORS

2007-08 NAVY MEN'S TRACK & FIELD

Eric Adams

2000 CoSIDA Academic All-American (3rd team)

Bert Atkinson

1946 All-American (High jump)

Charles Bailey

1988 All-American (35-lb. weight)

1989 All-American (35-lb. weight)

Fred Bakutis

1935 All-American (Javelin)

Robert Banks

1946 All-American (Hurdles)

Matt Bogdan

1992 CoSIDA Academic All-American (1st team)

Fredric Bouwman

1947 All-American (Long jump)

1947 All-American (Triple jump)

Ted Bregar

1972 AAU Champion (35-lb. weight)

1973 AAU Champion (Hammer)

1973 All-American (35-lb. weight)

1973 All-American (Hammer)

Jon Clemens

1996 All-American (Cross country)

1997 All-American (Steeplechase)

James Dare

1968 All-American (Steeplechase)

1972 Olympic Alternate (Steeplechase)

Stan Duplaga

1993 All-American (Javelin)

Eric Eckstrand

2004 CoSIDA Academic All-American (3rd team)

Michael Greene

1987 All-American (500)

Scott Haney

1973 All-American (Shot put)

Paul Harris

2007 All-American (800/indoor)

Ron Harris

1987 All-American (3,000)

1987 All-American (5,000)

1987 All-American (Cross country)

1996 Olympic Team

Matt Howard

1990 All American (35-lb. weight)

1991 All-American (35-lb. weight)

William Kash

1945 NCAA Champion (440-yd. dash)

Greg Keller

1992 All-American (Mile)

1992 All-American (Steeplechase)

1992 All-American (Cross country)

1993 All-American (Mile)

1993 All-American (Steeplechase)

John Mentzer

1997 All-American (5,000/indoor)

1997 All-American (10,000/outdoor)

1998 All-American (10,000/outdoor)

Michael Niemi

2006 Patriot League Scholar-Athlete of the Year

2007 CoSIDA Academic All-American (2nd team)

Joe Patterson

1936 Olympic Team

(400 hurdles/4th Olympic Games)

Edwin Potts

1969 All-American (35-lb. weight)

1969 All-American (Hammer)

Michael Ryan

1999 All-American (Mile)

Henry Sage

1960 All-American (35-lb. weight)

Erik Schmidt

2004 All-American (Mile)

Robert Sehnert

1991 All-American (Shot put)

Douglas Tozour

1963 All-American (Hammer)

John VanVelzer

1945 NCAA Champion (100-yd. dash)

Todd Washburn

1993 All-American (5,000/indoor)

1993 All-American (5,000/outdoor)

Leo Williams

1981 NCAA Indoor Champion (High jump)

1981 All-American (High jump/indoor)

1981 NCAA Outdoor Champion (High jump)

1981 All-American (High jump/outdoor)

1982 NCAA Indoor Champion (High jump)

1982 All-American (High jump/indoor)

1982 All-American (High jump/outdoor)

1983 All-American (High jump/indoor)

1983 All-American (High jump/outdoor)


1984 Olympic Alternate (High jump)

All-Time Navy Head Coaches

Name	Years at Navy
L.H. Mang	1922 - 27
Earl J. Thompson	1928 - 63
Jim M. Gehrdes	1964 - 81
Al Cantello	1981 - 88
Stephen Cooksey	1988 - Present

All-Time Navy Assistant Coaches

Name	Years at Navy
Walter Aamold	1944 - 1956
Jim Gehrdes	1952 - 1956
Ellery Clark	1957 - 1978
Lt. Scott Haney	1978 - 1980
Lt. Richard Brilla	1979
Nick Basiano	1981 - 1982
Lt. Dan Busch	1981 - 1982
Dick Krullis	1981 - 1982
Capt. Monty Montgomery	1983
Bob Lawson	1981 - 1984
Lt. Jim McMillan	1985 - 1987
Stephen Cooksey	1985 - 1988
Jim Gulick	1990 - 2001
Larry Bartels	2001 - 2007
Lex Butler	2005 - 2007
Al Cantello	1980-81, 1988 - Present
Dave Larish	1989 - Present
Chris Campbell	2007 - Present
Jason Grimes	2007 - Present



Five-time All-American
Greg Keller