

#NAUSTRONG

f /LumberjackCountry /NAUFootball  
@NAU\_Athletics @NAUFootball  
@NAUathletics @NAU\_Football



# 2019 NORTHERN ARIZONA FOOTBALL

GAME 12: Northern Arizona (4-7, 2-5) vs. Idaho (4-7, 2-5)  
Saturday, November 23, 2019 | 2 p.m. MST | Flagstaff, Ariz. | Walkup Skydome (10,000)



NAU LUMBERJACKS (4-7, 2-5 BIG SKY)



IDAHO VANDALS (4-7, 2-5 BIG SKY)

## 2019 NAU FOOTBALL SCHEDULE

DATE	OPPONENT	TIME/SCORE
8/29	MISSOURI STATE	W, 37-23 Pluto (539)/NAU-TV
9/7	at Arizona	L, 41-65 Pac-12 Networks
9/14	WESTERN NEW MEXICO	W, 55-21 Pluto (539)/Your CW/NAU-TV
9/21	at #15/10 Illinois State	L, 27-40 ESPN+
9/28	at #7/11 Montana State*	L, 31-49 Pluto (538)
10/5	NORTHERN COLORADO*	W, 41-23 Pluto (539)/Your CW/NAU-TV
10/19	at #4/5 Weber State*	L, 28-51 Pluto (535)
10/26	PORTLAND STATE*	W, 31-29 Pluto (539)/Your CW/NAU-TV
11/2	at Eastern Washington*	L, 38-66 Pluto (534)
11/9	#8/8 SACRAMENTO STATE*	L, 34-38 Pluto (539)/Your CW/NAU-TV
11/16	at Southern Utah*	L, 30-31 Pluto (536)
11/23	IDAHO*	2 p.m. Pluto (539)/Your CW/NAU-TV

ALL TIMES LOCAL TO FLAGSTAFF  
\* - BIG SKY CONFERENCE GAME

Flagstaff, Ariz. is in the Mountain Standard time zone (MST) and does not observe daylight savings time. All times listed in MST.

From the second Sunday in March to the first Sunday in November, Flagstaff is the same as Pacific time.

From the first Sunday in November to the second Sunday in March, Flagstaff is the same as Mountain time.

## 2019 IDAHO FOOTBALL SCHEDULE

DATE	OPPONENT	TIME/SCORE
8/31	at Penn State	L, 7-79
9/7	CENTRAL WASHINGTON	W, 41-31
9/14	at Wyoming	L, 16-21
9/21	EASTERN WASHINGTON	W, 35-27
9/28	at Northern Colorado*	L, 24-27
10/5	WEBER STATE*	L, 35-41
10/12	at Portland State*	L, 0-24
10/19	IDAHO STATE*	W, 45-21
11/2	CAL POLY*	W, 21-9
11/9	at Montana*	L, 17-42
11/16	SACRAMENTO STATE*	L, 7-31
11/23	at Northern Arizona*	1 p.m.

ALL TIMES LOCAL TO MOSCOW, IDAHO  
\* - BIG SKY CONFERENCE GAME

## GAME #12 - IDAHO - SKYDOME - FLAGSTAFF, ARIZ. - 2 P.M. MST

### NORTHERN ARIZONA

RECORD: 4-7, 2-5 Big Sky  
HOME/AWAY RECORD: 4-1, 0-6  
2018 RECORD: 4-6, 3-4 Big Sky  
HEAD COACH: Chris Ball (1st season)  
RECORD AT NAU: 4-7  
OVERALL RECORD: 4-7 (1st season)  
2019 PPG/ALLOWED PER GAME: 35.7/39.6

### IDAHO

RECORD: 4-7, 2-5 Big Sky  
HOME/AWAY RECORD: 4-2, 0-5  
2018 RECORD: 4-7, 3-5 Big Sky  
HEAD COACH: Paul Petrino (Seventh season)  
RECORD AT UI: 27-55 (4th season)  
OVERALL RECORD: Same  
2019 PPG/ALLOWED PER GAME: 22.5/32.1

## BROADCAST INFORMATION

TELEVISION: Your Phoenix CW / NAU-TV / Pluto TV (Channel 539)

ON THE CALL: Mitch Strohman (play-by-play), Kevin Stephens (analyst) & Giavonna Heath (sideline)

RADIO: Lumberjack Radio Network: 93.5 FM & AM 930 KAFF Country Legends (Flagstaff); 97.9 FM The Eagle (Prescott); NBC Sports KDUS 1060 AM (Phoenix), 104.9 FM, 1490 AM ESPN Radio (Tucson)

ON THE CALL: Mitch Strohman (play-by-play), Kevin Stephens (analyst) & Giavonna Heath (sideline)

MOBILE AUDIO: TuneIn App LIVE VIDEO: Pluto TV (536) LIVE AUDIO: nauathletics.com/listen

LIVE STATS: NAU.StatBroadcast.com

## SERIES HISTORY

### ALL-TIME SERIES

NAU trails 16-4 (First Meeting: 1975)

### LAST MEETING

11/4/95 - Lost - Home - 17-14

### LAST NAU WIN

10/25/1986 - Won - Away - 24-0

### LAST NAU LOSS

11/4/95 - Lost - Home - 17-14

### NAU STREAK IN SERIES

Lost 9 - Overall

Lost 7 - Home

Lost 4 - Away

### LAST 5 GAMES

11/4/95 - Lost - Home - 17-14

10/22/94 - Lost - Away - 41-14

10/30/93 - Lost - Home - 34-27

10/31/92 - Lost - Away - 53-14

1991 - Lost - Lost - Home - 44-28

## NAU OPENING DRIVE

- The 'Jacks close out the 2019 season at home with the annual Senior Day Game against Idaho on Saturday in a 2 p.m. MST kickoff from the Skydome.
- NAU will honor its 13 seniors prior to Saturday's game in a pregame ceremony.
- NAU trails the all-time series with Idaho 16-4 entering Saturday's game and are 2-8 vs. the Vandals in games played in Flagstaff.
- Sophomore wide receiver Brandon Porter is currently seven receptions shy of breaking the NAU single-season records for catches with his current total of 76 entering Saturday's game.
- Porter currently ranks sixth nationally among FCS leaders in receptions per game (6.9) and 10th in receiving yards (1,048).
- Porter's 1,048 receiving yards this season currently rank as the eighth-highest single-season total in NAU annals - he needs 161 yards to eclipse Emmanuel Butler's current record of 1,208 yards set in 2015.
- Senior quarterback Case Cookus enters Saturday's game with an NAU single-season record of 3,664 passing yards in 2019 - 267 yards shy of cracking the top 10 for the highest single-season totals in Big Sky Conference history.
- Cookus leads the top ranked passing offense in the FCS (352.9) and ranks first nationally among all FCS signal callers with 3,664 passing yards and sixth nationally with 28 TD passes. Cookus is also tops in the FCS with 333.1 passing yards per game.



## GAMEDAY NOTES

### NAU CLOSES OUT 2019 SEASON AT HOME ON SATURDAY VS. IDAHO

The Lumberjacks will close out the 2019 season at home on Saturday, Nov. 23 when they host Idaho in a 2 p.m. kickoff from the Skydome.

NAU is 4-1 at home this season and has already secured its eighth-consecutive winning season at the Skydome.

Saturday's showdown with the Vandals will be aired live on Your Phoenix CW, NAU-TV and Pluto TV (channel 539).

The game will also be available on the Lumberjack Radio Network beginning with the pregame show at 1 p.m. MST.

### NAU TO HONOR 2019 SENIOR CLASS

Prior to Saturday's season finale at the Skydome vs. Idaho, the Lumberjacks will honor the 13 members of this season's senior class prior to kickoff.

#### The 13 members of the 2019 NAU Senior Class are listed below:

- Aaron Andrews - DL - Livermore, Calif. - Communication Studies
- Brian Barry - DB - Santa Clarita, Calif. - Heath Sciences//Fitness Wellness
- Jalen Cook - DB - Goodyear, Ariz. - Psychological Science
- Case Cookus - QB - Thousand Oaks, Calif. - Educational Leadership/Graduate
- Khalil Dorsey - DB - Ontario, Calif. - Heath Sciences//Fitness Wellness
- Tommie Dorsey - WR - Ontario, Calif. - University Studies
- Ceejay French-Love - TE - Long Beach, Calif. - Educational Leadership/Graduate
- Joey Gatewood - TE - Glendale, Ariz. - Exercise Science
- Cole Habib - OL - San Diego, Calif. - Educational Leadership/Graduate
- Chris Jules - LB - Litchfield Park, Ariz. - University Studies
- Joe Logan - RB - Goodyear, Ariz. - Criminology & Criminal Justice
- Marcel Myers - DB - Los Angeles, Calif. - Strategic Communications
- Brandon Worthy - LB - Murrieta, Calif. - Criminology & Criminal Justice

### PORTER CLOSING IN ON SINGLE SEASON RECEIVING MARKS

Sophomore receiver Brandon Porter has enjoyed quite the sophomore campaign as he has been the top target for the 'Jacks this season through the air and is on the verge of rising up on both the NAU season charts for most receiving yards and catches in a single season entering Saturday's game vs. Idaho.

#### MOST RECEIVING YARDS (SINGLE SEASON)

Rk	Yds	Player	Year
1.	1,208	Emmanuel Butler	2015
2.	1,184	Clarence Moore	2003*
3.	1,146	Johnny Marshall	2003*
4.	1,134	Charlie Brown	1969
5.	1,091	Hendricks Johnson	1990
6.	1,075	Ed Berry	2009
7.	1,067	Pete Mandley	1982
<b>8.</b>	<b>1,048</b>	<b>Brandon Porter</b>	<b>2019</b>
9.	1,028	Rod Alexander	1994
10.	1,017	Alex Watson	2006
11.	1,016	Shawn Collins	1986

#### MOST PASS RECEPTIONS (SINGLE SEASON)

Rk	Rec	Player	Year
1.	82	Alex Watson	2006
2.	80	Johnny Marshall	2003*
3.	76	Brandon Porter	2019
4.	75	Ed Berry	2009
5.	72	Conrad Meadows	2009
6.	70	Shawn Collins	1986
7.	69	Emmanuel Butler	2016
8.	69	Daiveun Curry-Chapman	2010
9.	67	Ronney Jenkins	1999
10.	65	Austin Shanks	2010
11.	64	Emmanuel Butler	2015
	64	Rod Marshall	1995

## HEAD TO HEAD COMPARISON

CATEGORY	NAU	UI
Total Offense	468.3	362.2
Rushing Offense	115.4	159.0
Passing Offense	352.9	203.2
Passing Efficiency	151.06	121.39
Scoring Offense	35.7	22.5
First Downs	242	248
Third Down Conversion	40%	35%
Turnovers	14	21
Interceptions (Off)	7	12
Fumbles (Off)	7	9
Total Defense	508.3	398.3
Rushing Defense	213.1	172.5
Passing Defense	295.2	225.7
Passing Efficiency Defense	148.71	124.98
Scoring Defense	39.6	32.1
First Downs Allowed	271	220
Third Down Defense	40%	34%
Turnovers Forced	14	16
Interceptions (Def)	7	8
Fumbles (Def)	7	8
Turnover Margin	F	-5
Time of Possession	26:13	30:41
Penalties-Yards	67-654	97-860

## 2019 BIG SKY STANDINGS

SCHOOL	CONF	PCT	TOTAL	HOME	AWAY	STRK
Montana	6-1	0.857	9-2	6-0	3-2	W4
Sacramento St	6-1	0.857	8-3	4-1	4-2	W2
Weber State	6-1	0.857	8-3	5-0	3-3	L1
Montana State	5-2	0.714	8-3	4-1	4-2	W3
E Washington	5-2	0.714	6-5	4-0	2-5	W3
Portland State	3-4	0.429	5-6	4-2	1-4	L3
UC Davis	3-4	0.429	5-6	2-3	3-3	L1
Idaho	2-5	0.286	4-7	4-2	0-5	L2
No Arizona	2-5	0.286	4-7	4-1	0-6	L3
Idaho State	2-5	0.286	3-8	3-2	0-6	L5
So Utah	2-5	0.286	3-8	3-2	0-6	W1
No Colorado	2-5	0.286	2-9	1-3	1-6	L2
Cal Poly	1-6	0.143	2-8	1-4	1-4	L6

## BIG SKY SCHEDULE - WEEK #13

Saturday, November 23	
North Dakota at Southern Utah	12 p.m.
Montana at Montana State	12 p.m.
Cal Poly at Northern Colorado	12 p.m.
Idaho at Northern Arizona	2 p.m.
Idaho State at Weber State	2 p.m.
Portland State at Eastern Washington	2 p.m.
UC Davis at Sacramento State	3 p.m.

\* - Big Sky Conference Game  
All Times Local to Home Site

# CASE COOKUS

## BY-THE-NUMBERS

### TDs By Receiver

Emmanuel Butler	21
Elijah Marks	16
Brandon Porter	9
Dejzon Walker	6
Stacy Chukwumezie	6
Jonathan Baldwin	5
Joe Logan	5
Hendrix Johnson	5
Matthew Kempton	4
Alex Holmes	3
Kendyl Taylor	3
RJ Rickert	3
Hunter Burton	3
William Morehand	2
Chancellor Brewington	2
Abe Thompson	1
Jake Thomas	1
Wallace Gonzalez	1
Cory Young	1
Justis Stokes	1
Terrell Brown	1
Terrell Hayward	1
Ceejhay French-Love	1
Gino Campiotti	1
<b>TOTAL</b>	<b>102</b>

### Stadium

Walkup Skydome	61
Eccles Coliseum (Southern Utah)	6
Stewart Stadium (Weber State)	4
Alex G. Spanos Stadium (Cal Poly)	4
Providence Park (Portland State)	4
Hancock Stadium (Illinois State)	4
Roos Field (Eastern Washington)	3
Arizona Stadium (Arizona)	3
Aggie Stadium (UC Davis)	3
Homer Bryce Stadium (Stephen F. Austin)	2
Washington-Grizzly Stadium (Montana)	2
Hanson Field (Western Illinois)	2
Sun Bowl Stadium (UTEP)	2
Sun Devil Stadium (Arizona State)	1
Bobcat Stadium (Montana State)	1
<b>TOTAL</b>	<b>102</b>

### TDs

### Opponent

Northern Colorado	15
New Mexico Highlands	10
Weber State	8
Sacramento State	8
Eastern Washington	6
Portland State	6
Montana State	6
UC Davis	5
Southern Utah	6
Western Illinois	4
Cal Poly	4
Western New Mexico	4
Illinois State	4
Arizona	3
Illinois State	3
Stephen F. Austin	2
Montana	2
UTEP	2
Missouri State	2
Arizona State	1
San Diego	1
<b>TOTAL</b>	<b>102</b>

### BIG SKY CAREER TOUCHDOWN PASSES

	PLAYER, SCHOOL	YEARS	GAMES	TDS
1.	Vernon Adams, Jr., E. Washington	2012-14	37	110
2.	<b>Case Cookus, Northern Arizona</b>	<b>2015-</b>	<b>40</b>	<b>102</b>
3.	Cameron Higgins, Weber State	2007-10	48	98
T4.	Matt Nichols, Eastern Washington	2006-09	47	96
T4.	Dave Dickenson, Montana	1992-95	35	96
6.	Jason Murrietta, Northern Arizona	2002-06	46	94
7.	Doug Nussmeier, Idaho	1990-93	39	91
8.	Brian Ah Yat, Montana	1995-98	36	89
9.	Jamie Martin, Weber State	1989-92	41	87
10.	Travis Brown, Northern Arizona	1996-99	41	86
11.	Erik Meyer, Eastern Washington	2002-05	42	84

### Distance

1-10 Yards	35
11-20 Yards	17
21-30 Yards	18
31-40 Yards	7
41-50 Yards	9
50+ Yards	16
<b>TOTALS</b>	<b>102</b>



## CASE COOKUS TOUCHDOWN-BY-TOUCHDOWN

### 2015

1. 9/5/15 – at Stephen F. Austin – 12:45 | 1st Qtr – Cookus to Emmanuel Butler – 57 yards
2. 9/5/15 – at Stephen F. Austin – 14:40 | 2nd Qtr – Cookus to Emmanuel Butler – 47 yards
3. 9/12/15 – vs. New Mexico Highlands – 7:55 | 1st Qtr – Cookus to Alex Holmes – 8 yards
4. 9/12/15 – vs. New Mexico Highlands – 6:33 | 1st Qtr – Cookus to Emmanuel Butler – 46 yards
5. 9/12/15 – vs. New Mexico Highlands – 12:34 | 2nd Qtr – Cookus to Kendyl Taylor – 10 yards
6. 9/19/15 – at Arizona – 11:52 | 2nd Qtr – Cookus to Emmanuel Butler – 62 yards
7. 9/26/15 – at Montana – 6:25 | 3rd Qtr – Cookus to Emmanuel Butler – 57 yards
8. 9/26/15 – at Montana – 5:26 | 3rd Qtr – Cookus to Emmanuel Butler – 34 yards
9. 10/3/15 – vs. Montana State – 13:02 | 1st Qtr – Cookus to Alex Holmes – 3 yards
10. 10/3/15 – vs. Montana State – 00:44 | 1st Qtr – Cookus to Dejzon Walker – 28 yards
11. 10/3/15 – vs. Montana State – 6:24 | 2nd Qtr – Cookus to Emmanuel Butler – 2 yards
12. 10/3/15 – vs. Montana State – 10:57 | 4th Qtr – Cookus to Alex Holmes – 22 yards
13. 10/10/15 – at UC Davis – 7:32 | 1st Qtr – Cookus to RJ Rickert – 1 yard
14. 10/10/15 – at UC Davis – 00:12 | 2nd Qtr – Cookus to Emmanuel Butler – 23 yards
15. 10/10/15 – at UC Davis – 1:45 | 4th Qtr – Cookus to RJ Rickert – 7 yards
16. 10/24/15 – vs. Weber State – 13:15 | 1st Qtr – Cookus to Dejzon Walker – 6 yards
17. 10/24/15 – vs. Weber State – 6:27 | 1st Qtr – Cookus to Elijah Marks – 27 yards
18. 10/24/15 – vs. Weber State – 1:12 | 1st Qtr – Cookus to Kendyl Taylor – 27 yards
19. 10/24/15 – vs. Weber State – 2:22 | 2nd Qtr – Cookus to Hunter Burton – 25 yards
20. 10/31/15 – vs. Northern Colorado – 11:09 | 1st Qtr – Cookus to Elijah Marks – 6 yards
21. 10/31/15 – vs. Northern Colorado – 8:49 | 1st Qtr – Cookus to Emmanuel Butler – 59 yards
22. 10/31/15 – vs. Northern Colorado – 1:33 | 1st Qtr – Cookus to Emmanuel Butler – 11 yards
23. 10/31/15 – vs. Northern Colorado – 00:12 | 2nd Qtr – Cookus to Emmanuel Butler – 5 yards
24. 10/31/15 – vs. Northern Colorado – 12:22 – 3rd Qtr – Cookus to Elijah Marks – 41 yards
25. 10/31/15 – vs. Northern Colorado – 5:28 | 3rd Qtr – Cookus to Emmanuel Butler – 1 yards
26. 10/31/15 – vs. Northern Colorado – 00:33 | 3rd Qtr – Cookus to RJ Rickert – 22 yards
27. 11/7/15 – at Eastern Washington – 12:14 | 3rd Qtr – Cookus to Emmanuel Butler – 1 yard
28. 11/14/15 – vs. Sacramento State – 14:11 | 1st Qtr – Cookus to Emmanuel Butler – 16 yards
29. 11/14/15 – vs. Sacramento State – 13:53 | 2nd Qtr – Cookus to Dejzon Walker – 20 yards
30. 11/14/15 – vs. Sacramento State – 7:51 | 2nd Qtr – Cookus to Elijah Marks – 22 yards
31. 11/14/15 – vs. Sacramento State – 2:51 | 2nd Qtr – Cookus to Dejzon Walker – 16 yards
32. 11/14/15 – vs. Sacramento State – 2:42 | 3rd Qtr – Cookus to Elijah Marks – 11 yards
33. 11/14/15 – vs. Sacramento State – 3:57 | 4th Qtr – Cookus to Elijah Marks – 34 yards
34. 11/21/15 – at Southern Utah – 11:50 | 2nd Qtr – Cookus to Dejzon Walker – 8 yards
35. 11/21/15 – at Southern Utah – 00:50 | 2nd Qtr – Cookus to Abe Thompson – 4 yards
36. 11/21/15 – at Southern Utah – 00:00 | 2nd Qtr – Cookus to Hunter Burton – 49 yards
37. 11/21/15 – at Southern Utah – 00:10 | 4th Qtr – Cookus to Dejzon Walker – 20 yards

### 2016

38. 9/3/16 – at Arizona State – 10:39 | 4th Qtr – Cookus to Elijah Marks – 87 yards
39. 9/10/16 – at Western Illinois – 13:48 | 1st Qtr – Cookus to Elijah Marks – 42 yards
40. 9/10/16 – at Western Illinois – 00:07 | 3rd Qtr – Cookus to Jonathan Baldwin – 18 yards
41. 9/17/16 – vs. New Mexico Highlands – 13:57 | 1st Qtr – Cookus to Elijah Marks – 15 yards
42. 9/17/16 – vs. New Mexico Highlands – 10:16 | 1st Qtr – Cookus to Emmanuel Butler – 13 yards
43. 9/17/16 – vs. New Mexico Highlands – 8:18 | 1st Qtr – Cookus to Emmanuel Butler – 3 yards
44. 9/17/16 – vs. New Mexico Highlands – 5:11 | 1st Qtr – Cookus to Emmanuel Butler – 13 yards
45. 9/17/16 – vs. New Mexico Highlands – 7:01 | 2nd Qtr – Cookus to Elijah Marks – 43 yards
46. 9/17/16 – vs. New Mexico Highlands – 1:36 | 2nd Qtr – Cookus to Emmanuel Butler – 51 yards
47. 9/17/16 – vs. New Mexico Highlands – 12:52 | 3rd Qtr – Cookus to Emmanuel Butler – 4 yards
48. 9/24/16 – vs. Eastern Washington – 6:43 | 2nd Qtr – Cookus to Jake Thomas – 3 yards
49. 9/24/16 – vs. Eastern Washington – 2:20 | 2nd Qtr – Cookus to Kendyl Taylor – 34 yards
50. 9/24/16 – vs. Eastern Washington – 5:14 | 3rd Qtr – Cookus to William Morehand – 47 yards

### 2017

51. 9/9/17 – vs. Western Illinois – 7:25 | 3rd Qtr – Cookus to Jonathan Baldwin – 30 yards
52. 9/9/17 – vs. Western Illinois – 13:17 | 4th Qtr – Cookus to Matthew Kempton – 7 yards
53. 9/23/17 – at Cal Poly – 12:40 | 1st Qtr – Cookus to Elijah Marks – 12 yards
54. 9/23/17 – at Cal Poly – 7:31 | 2nd Qtr – Cookus to Jonathan Baldwin – 16 yards
55. 9/23/17 – at Cal Poly – 6:20 | 3rd Qtr – Cookus to Elijah Marks – 7 yards
56. 9/23/17 – at Cal Poly – 4:24 | 3rd Qtr – Cookus to Matthew Kempton – 2 yards
57. 9/30/17 – vs. Northern Colorado – 4:54 | 1st Qtr – Cookus to Jonathan Baldwin – 9 yards
58. 9/30/17 – vs. Northern Colorado – 3:40 | 2nd Qtr – Cookus to Elijah Marks – 21 yards
59. 9/30/17 – vs. Northern Colorado – 1:59 | 2nd Qtr – Cookus to William Morehand – 10 yards
60. 10/7/17 – vs. Illinois State – 00:29 | 2nd Qtr – Cookus to Elijah Marks – 32 yards
61. 10/7/17 – vs. Illinois State – 11:22 | 3rd Qtr – Cookus to Wallace Gonzalez – 21 yards
62. 10/7/17 – vs. Illinois State – 2:49 | 4th Qtr – Cookus to Cory Young – 23 yards
63. 10/14/17 – at Portland State – 10:46 | 1st Qtr – Cookus to Justis Stokes – 8 yards
64. 10/14/17 – at Portland State – 5:09 | 1st Qtr – Cookus to Jonathan Baldwin – 3 yards
65. 10/14/17 – at Portland State – 14:54 | 4th Qtr – Cookus to Elijah Marks – 22 yards
66. 10/14/17 – at Portland State – 10:57 | 4th Qtr – Cookus to Matthew Kempton – 18 yards
67. 10/21/17 – vs. UC Davis – 5:08 | 2nd Qtr – Cookus to Elijah Marks – 32 yards
68. 10/21/17 – vs. UC Davis – 00:30 | 2nd Qtr – Cookus to Hunter Burton – 8 yards
69. 10/28/17 – vs. Sacramento State – 6:47 | 1st Qtr – Cookus to Chancellor Brewington – 18 yards
70. 11/11/17 – vs. Montana State – 10:14 | 3rd Qtr – Cookus to Chancellor Brewington – 7 yards
71. 11/18/17 – at Southern Utah – 6:41 | 4th Qtr – Cookus to Matthew Kempton – 2 yards
72. 11/25/17 – vs. San Diego – 11:32 | 2nd Qtr – Cookus to Terrell Brown – 6 yards

### 2018

73. 9/1/18 – at UTEP – 5:04 | 2nd Qtr – Cookus to Emmanuel Butler – 84 yards
74. 9/1/18 – at UTEP – 11:10 | 3rd Qtr – Cookus to Emmanuel Butler – 6 yards

### 2019

75. 8/28/19 – vs. Missouri State – 00:18 | 2nd Qtr – Cookus to Brandon Porter – 8 yards
76. 8/28/19 – vs. Missouri State – 10:21 | 3rd Qtr – Cookus to Brandon Porter – 62 yards
77. 9/7/19 – at Arizona – 4:45 | 1st Qtr – Cookus to Stacy Chukwumezie – 24 yards
78. 9/7/19 – at Arizona – 7:12 | 4th Qtr – Cookus to Terrell Hayward – 6 yards
79. 9/14/19 – vs. Western New Mexico – 11:16 | 1st Qtr – Cookus to Brandon Porter – 5 yards
80. 9/14/19 – vs. Western New Mexico – 9:14 | 1st Qtr – Cookus to Joe Logan – 65 yards
81. 9/14/19 – vs. Western New Mexico – 12:36 | 2nd Qtr – Cookus to Brandon Porter – 35 yards
82. 9/14/19 – vs. Western New Mexico – 13:20 | 3rd Qtr – Cookus to Joe Logan – 63 yards
83. 9/21/19 – at Illinois State – 12:56 | 1st Qtr – Cookus to Joe Logan – 9 yards
84. 9/21/19 – at Illinois State – 5:00 | 1st Qtr – Cookus to Stacy Chukwumezie – 5 yards
85. 9/21/19 – at Illinois State – 4:45 | 2nd Qtr – Cookus to Joe Logan – 5 yards
86. 9/21/19 – at Illinois State – 12:15 | 4th Qtr – Cookus to Joe Logan – 23 yards
87. 9/28/19 – at Montana State – 11:44 | 2nd Qtr – Cookus to Hendrix Johnson – 23 yards
88. 10/5/19 – vs. Northern Colorado – 2:10 | 2nd Qtr – Cookus to Hendrix Johnson – 47 yards
89. 10/5/19 – vs. Northern Colorado – 14:14 | 3rd Qtr – Cookus to Brandon Porter – 61 yards
90. 10/5/19 – vs. Northern Colorado – 10:05 | 3rd Qtr – Cookus to Stacy Chukwumezie – 51 yards
91. 10/5/19 – vs. Northern Colorado – 6:26 | 3rd Qtr – Cookus to Brandon Porter – 16 yards
92. 10/5/19 – vs. Northern Colorado – 6:26 | 4th Qtr – Cookus to Ceejay French-Love – 14 yards
93. 10/19/19 – at Weber State – 6:46 | 1st Qtr – Cookus to Stacy Chukwumezie – 63 yards
94. 10/19/19 – at Weber State – 10:08 | 2nd Qtr – Hendrix Johnson – 12 yards
95. 10/19/19 – at Weber State – 0:34 | 2nd Qtr – Stacy Chukwumezie – 94 yards
96. 10/19/19 – at Weber State – 14:50 | 3rd Qtr – Hendrix Johnson – 44 yards
97. 10/26/19 – vs. Portland State – 10:49 | 1st Qtr – Hendrix Johnson – 62 yards
98. 10/26/19 – vs. Portland State – 12:45 | 3rd Qtr – Gino Campiotti – 27 yards
99. 11/2/19 – at Eastern Washington – 10:39 | 1st Qtr – Brandon Porter – 8 yards
100. 11/2/19 – at Eastern Washington – 10:48 | 3rd Qtr – Brandon Porter – 22 yards
101. 11/9/19 – vs. Sacramento State – 13:51 | 4th Qtr – Stacy Chukwumezie – 73 yards
102. 11/16/19 – at Southern Utah – 14:54 | 2nd Qtr – Brandon Porter – 31 yards





## PORTER HAULS IN CAREER-BEST 10 CATCHES AT SOUTHERN UTAH

Sophomore receiver Brandon Porter hauled in a career-high 10 catches for 151 yards (one yard off his career high) in the Nov. 16 clash at Southern Utah.

*The performance marked the first time that an NAU receiver has notched at least 10 grabs since Elijah Marks hauled in 14 at Cal Poly on Sept. 23, 2017 - a span of 27 games.*

## COOKUS - ALL-TIME PASSING YARDAGE LEADER AT NAU

NAU senior quarterback Case Cookus moved past Travis Brown (11,400) for the most career passing yards in NAU history following his 325-yard performance at Southern Utah on Nov. 16.

*Cookus now boasts 11,632 career passing yards, which also currently ranks as the fourth-highest total in Big Sky Conference history.*

## COOKUS BECOMES NAU LEADER SEASON PASSING YARDAGE LEADER

Case Cookus finished with 325 passing yards in the Nov. 16 game at Southern Utah - bringing his season total to **3,664** and eclipsing Jason Murrietta's 2003 total of 3,472 for the most in a season in NAU annals.

*Cookus enters Saturday's game with an NAU single-season record of 3,664 passing yards in 2019 - 267 yards shy of cracking the top 10 for the highest single-season totals in Big Sky Conference history.*

In addition, Cookus tabbed 334 yards of total offense in the Nov. 16 game at Southern Utah, bringing his season total to **3,618** - which also passed Murreitta's 2003 total of 3,460 for the highest in NAU season annals.

*Cookus also sits high on the Big Sky's career list for most yards of total offense - currently at seventh place with 11,799 yards over 40 career games.*

## COOKUS WATCH

NAU senior quarterback Case Cookus is already the program's all-time leader in touchdown passes with **102**, passing yards (**11,632**) and total offense with **11,632** yards - entering Saturday's game vs. Idaho - but he is also on the verge of rising the ranks in a number of other NAU and Big Sky statistical career categories.

### Cookus by the Numbers - Entering Saturday's game at Southern Utah

**8** - # of passing touchdowns shy of tying the Big Sky Conference record for TD passes

**368** - # of passing yards shy of becoming just the fourth player in Big Sky Conference history to reach 12,000 career passing yards.

**576** - # of passing yards shy of surpassing Weber State's Jamie Martin (12,207) (1989-92) for the third-most in Big Sky annals.

**228** - # of yards shy of surpassing Doug Nussmeier (Idaho/12,027) for sixth-most total offense yards in Big Sky history.

**11,632** - current # of passing yards currently by Case Cookus which ranks as the fourth-highest total in Big Sky annals.

**11,799** - current # of total offense yards currently by Case Cookus which ranks as the seventh-highest total in Big Sky annals.

**16** - # of completions shy of passing Jason Murrietta (878) for third place on the NAU career leaderboard

## NAU QUICK FACTS

### GENERAL INFORMATION

Location.....	Flagstaff, Ariz.
Founded.....	1899
Enrollment (statewide).....	31,057
Nickname.....	Lumberjacks
Mascot.....	Louie
Colors.....	Blue and Gold
Affiliation.....	Football Championship Division (FCS)
Home Facility (Capacity).....	J. Lawrence Walkup Skydome (10,000)
Conference.....	Big Sky
President.....	Dr. Rita Cheng
VP for Intercollegiate Athletics.....	Mike Marlow

### TEAM INFORMATION

2018 Final Record.....	4-6
2018 Big Sky Record/Finish.....	3-4 (8th)
Final National Ranking.....	N/A
Offensive Formation.....	Multiple Spread
Defensive Formation.....	3-4
Letterwinners Returning/Lost.....	35/17
Offensive Returning/Lost.....	13/10
Defensive Returning/Lost.....	29/7
Special Teams Returning/Lost.....	3/0
Starters Returning/Lost.....	20/5
Offensive Returning/Lost.....	8/3
Defensive Returning/Lost.....	9/2
Special Teams Returning/Lost.....	3/0

### COACHING STAFF

Head Coach.....	Chris Ball (First Season)
Alma Mater.....	Missouri Western, 1987
Record at NAU.....	4-7 (.364)
Career Record.....	4-7 (.364)
Big Sky Record.....	2-5 (.286)
Offensive Coordinator.....	Aaron Pflugrad
Defensive Coordinator.....	Jerry Partridge
Assistant Head Coach/Tight Ends.....	Robin Pflugrad
Offensive Line (Run Game Coordinator).....	Bob Connelly
Defensive Line.....	Everette Thompson
Running Backs/Special Teams.....	Aaron Price
Defensive Backs.....	Jesse Thompson
Wide Receivers.....	Junior Taylor
Outside Linebackers.....	Junior Tanuvasa
Dir. of Player Personnel/Recruiting.....	Brennan Ball
Dir. of Football Operations.....	Taylor Isbell
Graduate Assistant (Offense).....	James Bain
Graduate Assistant (Offense).....	Noah Sutherland
Graduate Assistant (Offense).....	Zachary Werlinger
Graduate Assistant (Defense).....	Jake Casteel
Graduate Assistant (Defense).....	Tim Wilkinson
Video Coordinator.....	James Foran

### PROGRAM HISTORY

First Season.....	1915
All-Time Record.....	470-466-23 (.502)
All-Time Big Sky Record.....	166-189 (.468)
All-Time Record in Skydome.....	162-80 (.669)
Big Sky Championships.....	1978, 2003
FCS Playoff Appearances.....	1996, 1999, 2001, 2003, 2013, 2017

### MEDIA INFORMATION

Assistant Athletic Director for Athletic Communications	
Football Contact.....	Randy Press
E-Mail.....	Randy.Press@nau.edu
Office Phone.....	928-523-6792
Cell Phone.....	303-908-0439
Secondary Contact.....	Stayson Isobe
Email.....	Stayson.Isobe@nau.edu
Website.....	www.nauathletics.com
Facebook.....	facebook.com/NAUFootball
NAU Football on Twitter.....	@NAU_Football
NAU Football on Instagram.....	@NAUFootball



## NATIONAL POLLS

### FCS COACHES POLL - Week #13 (Nov. 18)

Rk.	School	Record	Pts	Prev
1	North Dakota State (26)	11-0	650	1
2	James Madison	10-1	624	2
3	Montana	9-2	598	4
4	Sacramento State	8-3	562	6
5	South Dakota State	8-3	523	9
6	Illinois State	8-3	510	8
7	Weber State	8-3	496	3
8	Montana State	8-3	441	10
9	Kennesaw State	9-2	385	11
10	Northern Iowa	7-4	379	5
11	Central Arkansas	8-3	373	13
12	Monmouth (N.J.)	9-2	347	15
13	Florida A&M	9-1	336	14
14	Villanova	8-3	322	16
15	Furman	7-4	277	7
16	Southeast Missouri State	8-3	265	17
17	Wofford	7-3	259	20
18	Central Connecticut State	10-1	234	18
19	Austin Peay	8-3	183	22
20	Towson	7-4	151	21
21	Dartmouth	8-1	144	12
22	Southeastern Louisiana	7-3	126	23
23	Nicholls	7-4	80	24
24	North Carolina A&T	7-3	48	25
T-25	Southern Illinois	7-4	35	NR
T-25	Yale	8-1	35	NR

Others Receiving Votes: Princeton, 26; North Dakota, 14; Albany, 12; San Diego, 11; UT Martin, 2; Eastern Washington, 1; South Carolina St., 1.

### STATS FCS TOP 25 - Week #13 (Nov. 18)

Rk.	School	Rec.	Points	Prev
1	North Dakota State (156)	11-0	3900 (156)	1
2	James Madison	10-1	3743	2
3	Montana	9-2	3558	5
4	Sacramento State	8-3	3220	6
5	South Dakota State	8-3	3193	8
6	Weber State	8-3	3067	3
7	Illinois State	8-3	3056	7
8	Montana State	8-3	2625	10
9	UNI	7-4	2619	4
10	Villanova	8-3	2144	13
11	Central Arkansas	8-3	1945	14
12	Florida A&M	9-1	1923	12
13	Southeast Missouri State	8-3	1799	15
14	Wofford	7-3	1711	21
15	Monmouth	9-2	1656	17
16	Kennesaw State	9-2	1529	16
17	Furman	7-4	1456	9
18	Central Connecticut State	10-1	1306	19
19	Towson	7-4	1165	20
20	Austin Peay	8-3	1025	22
21	Southeastern Louisiana	7-3	899	23
22	Dartmouth	8-1	819	11
23	Nicholls	7-4	626	24
24	Yale	8-1	315	NR
25	North Carolina A&T	7-3	305	25

Others Receiving Votes: Southern Illinois (282), North Dakota (269), Albany (185), Princeton (92), San Diego (82), UT Martin (38), Alcorn State (37), Sam Houston State (25), Maine (22), Eastern Washington (20), Citadel (14), New Hampshire (10), South Carolina State (8), UC Davis (8), Chattanooga (4).

## 2019 NAU POINTS BY QUARTER

TEAM	1ST	2ND	3RD	4TH	OT
NAU	92	143	83	75	0
OPPONENTS	84	124	129	99	0

**290.8** - current average of career passing yards per game for Cookus entering Saturday's game vs. Idaho - which would sit as the seventh-best season clip in Big Sky history.

**333.1** - current average of season passing yards per game for Cookus entering Saturday's game vs. Idaho - which would sit as the 18th-best season clip in Big Sky history.

### LEADING THE NATION

Entering the 12th game of the season, the Lumberjacks are leading the nation in passing offense with an average of 352.9 yards per game.

The 'Jacks also rank 13th among FCS leaders in scoring offense at 35.7 ppg and ninth in total offense with 468.3 yards per contest.

**Senior quarterback Case Cookus also ranks high among FCS leaders in a number of passing categories including:**

- 1st - Passing yards per game (333.1)
- 15th - Passing yards per completion (14.0)
- 6th - Passing TDs (28)
- 14th - Passing efficiency (150.5)
- 15th - Points responsible for (174)
- 9th - Completions per game (23.7)

**In addition, a number of other NAU players have made their mark in the national statistical rankings:**

- 5th - Field goal percentage - Luis Aguilar (85.7)
- 2nd - Fumble Recoveries - Chris Jules (3)
- 3rd - Punting - DJ Arnson - (45.9)
- 10th - Scoring - Luis Aguilar - (9.2)
- 15th - Scoring - Joe Logan (8.7)
- 9th - Total Touchdowns - Joe Logan (16)
- 10th - Receiving TDs - Brandon Porter (10)
- 6th - Receptions per game - Brandon Porter (6.9)
- 10th - Receiving Yards - Brandon Porter (1,048)
- 18th - Yards per reception - Stacy Chukwumezie (20.35)

### SERIES VS. IDAHO

NAU trails the all-time series with Idaho 16-4 and will be facing the Vandals for the first time since 1995.

The Lumberjacks have dropped each of the last meetings with Idaho with their last win coming during the 1986 season. NAU's last victory at home vs. the Vandals came in 1981.

The Lumberjacks are 2-8 all-time vs. Idaho in games played in Flagstaff.

The first meeting between the programs came back during the 1975 season.

### AARON ANDREWS NAMED TO ACADEMIC ALL-DISTRICT TEAM

Senior Aaron Andrews has been selected as a member of the 2019 Academic All-District® 8 Football Team, which was selected by CoSIDA.

**The defensive tackle is now eligible to become the first NAU player to be named to the Academic All-America Team since Austin Hasquet in 2014.**

Andrews has started all 11 games this season for the Lumberjacks as the anchor on the defensive line and has amassed 37 tackles, including 4.0 TFLs.



He earned All-Big Sky Honorable Mention status in 2018.

In the classroom, Andrew boasts a 3.55 grade point average while majoring in communications studies. He was recognized as a 2018 Big Sky All-Academic selection.

The 2019 Academic All-District® Football Team, selected by CoSIDA, recognizes the nation's top student-athletes for their combined performances on the field and in the classroom. The CoSIDA Academic All-America® program separately recognizes football honorees in four divisions — NCAA Division I, NCAA Division II, NCAA Division III and NAIA.

First-team Academic All-District® honorees advance to the CoSIDA Academic All-America® ballot. First- and second-team (if applicable) Academic All-America® honorees will be announced in early December.

### HENDRIX SHATTERS NAU FRESHMAN RECEIVING MARK

Freshman Hendrix Johnson enters this weekend with **762** receiving yards - one of only four freshman receiver in the FCS to hit that total so far in 2019.

*The 762 receiving yards are also by far the most by a Lumberjack freshman dating back to 1985 - the previous high by an NAU rookie was 396 yards by Chancellor Brewington in 2017.*

### HENDRIX JOHNSON NAMED TO JERRY RICE WATCH LIST

NAU freshman wide receiver Hendrix Johnson is one of the 24 players named to the STATS Jerry Rice Award watch list.

The Jerry Rice Award, named after the legendary Hall of Fame wide receiver, has been presented in the postseason to the FCS freshman player of the year since 2011.

Johnson is one of only four freshman with more than 700 receiving yards. He has amassed a pair of games with more than 100 yards and has notched at least 94 yards in four of 11 contests.

The Anthem, Ariz., native has shown big play ability having recorded 13 catches of 20 yards or more this season, including five touchdowns. Johnson has snagged at least one reception of 44 yards or longer in six of 11 games.

Johnson is trying to become the second Lumberjack to earn the Jerry Rice Award, as the top freshman in all of the FCS and the first since current NAU quarterback Case Cookus was honored following a 2015 season which saw him total 3,117 yards and 37 passing touchdowns.

Still a young award, the Rice is distinguished, with three of the first four recipients to complete their college careers playing in the NFL: former Towson running back Terrance West, Eastern Washington wide receiver Cooper Kupp and Fordham running back Chase Edmonds.

A national panel of over 150 sports information and media relations directors, broadcasters, writers and other dignitaries will vote on the award following the regular season.

### SPREADING IT AROUND THROUGH THE AIR

The Lumberjacks lead the FCS in passing offense with an average of **352.9** yards per game and have been getting multiple players involved as NAU is the only

## NAU PRESEASON HONORS

### **CASE COOKUS, Junior, QB**

- Waler Payton Preseason Watch List
- FCS National Performer of the Year Watch List
- Phil Steele Preseason FCS All-America (4th Team)
- Street & Smith Top NFL Prospect in Big Sky Conf.

### **DJ ARNISON, Junior, P**

- FCS Punter of the Year Preseason Watch List

### **KHALIL DORSEY, Senior, CB**

- Preseason All-Big Sky (1st Team)

## 2019 NAU WEEKLY HONORS

### **LUIS AGULAR - Junior, K - Sept. 2, Oct. 7** ROOT SPORTS

Big Sky Special Teams Player of the Week

### **CHRIS JULES - Senior, LB - Oct. 28**

COLLEGE SPORTS MADNESS

Big Sky Defensive Player of the Week

## NAU VS UI ALL-TIME

### Idaho (4-16)

11/4/95	L	17-14	Home
10/22/94	L	41-14	Away
10/30/93	L	34-27	Home
10/31/92	L	53-14	Away
1991	L	44-28	Home
1990	L	52-7	Away
1989	L	41-31	Home
1988	L	31-20	Away
1987	L	46-37	Home
10/25/86	W	24-0	Away
9/21/85	L	27-3	Home
11/3/84	L	37-9	Away
11/5/83	L	40-10	Home
11/13/82	L	55-37	Away
11/7/81	W	24-3	Home
11/15/80	L	14-7	Away
9/15/79	W	29-18	Home
9/30/78	W	34-29	Away
11/20/76	L	31-14	Away
9/20/75	L	22-12	Home



## NAU BY THE NUMBERS

<b>WHEN PLAYING IN...</b>	
August .....	1-0
September .....	1-3
October .....	2-1
November.....	0-3
<b>IN THE BIG SKY...</b>	
Home .....	2-1
Road .....	0-4
<b>IN THE NON-CONFERENCE...</b>	
Home .....	2-0
Road .....	0-2
<b>VS. RANKED OPPONENTS...</b>	
Home .....	0-1
Road .....	0-3
<b>IN GAMES...</b>	
Decided by 0-3 points.....	1-1
Decided by 4-13 points.....	0-2
Decided by 14-20 points.....	2-1
Decided by 21-28 points.....	0-3
Decided by more than 28 points .....	1-0
During the day.....	3-4
At night.....	1-2
Scoring first.....	2-2
Opponent scores first .....	2-4
Leading after the first quarter .....	2-2
Leading at halftime.....	3-2
Leading after the third quarter.....	4-1
Trailing entering fourth quarter.....	0-5
In overtime .....	0-0
<b>WHEN SCORING...</b>	
0-10 points .....	0-0
11-20 points .....	0-0
21-30 points .....	1-3
31-40 points .....	1-3
40+ points.....	2-1
<b>WHEN ALLOWING...</b>	
0-10 points .....	0-0
11-20 points .....	0-0
21-30 points .....	4-0
31-40 points .....	0-2
40+ points.....	0-5
<b>WITH...</b>	
0-199 yards total offense.....	0-0
200-299 yards total offense.....	0-0
300-399 yards total offense.....	0-3
400-499 yards total offense.....	2-4
500-599 yards total offense.....	1-0
600+ yards total offense .....	1-0
Less than 100 yards rushing .....	1-3
100-199 yards rushing.....	3-3
200+ yards rushing .....	0-1
100-yard rusher .....	0-2
100-yard rusher and receiver.....	0-1
Less than 200 yards passing .....	0-1
200-299 yards passing .....	0-1
300-399 yards passing.....	2-5
400-499 yards passing.....	2-0
500-599 yards passing.....	0-0
300-yard passer .....	2-5
400-yard passer .....	1-0
Fewer turnovers .....	1-5
More turnovers .....	2-2
Same turnovers .....	1-1
No turnovers .....	1-0
<b>WHEN ALLOWING...</b>	
0-199 total yards .....	0-0
200-299 total yards .....	1-0
300-399 total yards .....	1-0
400+ yards total offense.....	2-7
Less than 100 yards rushing .....	3-0
100+ yards rushing .....	1-6
0-199 yards passing .....	1-3
200-299 yards passing.....	1-2
300-399 yards passing.....	1-2
400+ yards passing .....	1-2

team in the FCS to have three different players with 700 or more receiving yards and a pair with over 800.

**Brandon Porter leads the way with a team-high 1,048 yards, Stacy Chukwumezie has notched 875 and Hendrix Johnson has 762 through 11 games.**

### MORE ON CAPTAIN COOKUS

Entering Saturday's game at Southern Utah, NAU senior quarterback Case Cookus has played in **40** career games, thrown for **102** touchdowns and totaled **11,632** passing yards - below are some interesting facts about his run in Flagstaff to date:

**3** - # of games in career without passing TD

**2** - # of those games he was either ejected (at Montana/2017) or injured (Eastern Washington/2018) before the end of the first quarter

**1** - # of game played in full w/o a passing TD - at Arizona (2017)

**2:41** - amount of time it took for Cookus to throw his first TD pass in the first game of collegiate career

**24** - # of players he has thrown a TD pass to in career

**15** - # of different stadiums in which has thrown a TD pass

**21** - # of different opponents he has thrown at least one TD pass against

**61** - # of touchdown passes thrown in the Skydome

**16** - # of TD passes of 50 yards or more

**4** - # of Big Sky stadiums Cookus has not thrown a TD pass

(Sacramento State, Northern Colorado, Idaho State, Idaho)

### THE SKYDOME IS OUR HOME

Since 2013, the 'Jacks have won **29 of 38** games in the Walkup Skydome and are **4-1** on their home turf this season.

**Overall, the Lumberjacks boast a record of 162-80 in games played at the Skydome since it opened in 1977 - a winning percentage of 66.9 percent.**

The Skydome hosted five games in its first season, with an average attendance of 13,029. NAU football was previously played outdoors on natural grass at Lumberjack Stadium. The dome hosted the Big Sky men's basketball tournament in 1987, 1997, 1998, and 2006.

For its first six years, the Walkup Skydome was the world's largest clear-span timber dome, until the completion of the Tacoma Dome in Tacoma, Washington, in 1983.

The architect was Wendell Rossman of Phoenix, also responsible for many other buildings on the surrounding NAU campus. The wood used in construction of Walkup Skydome was southern yellow pine.

At its launching in 1977, it was the third indoor football stadium in the Big Sky Conference: Holt Arena at Idaho State in Pocatello opened in 1970 (as the "Minidome") and the Kibbie Dome at Idaho in Moscow was enclosed in 1975.

The Skydome is named after J. Lawrence Walkup (1914-2002), the president of NAU from 1957 to 1979, a period of tremendous growth for the university.



## LUMBERJACKS BY UNIFORM

Below is a breakdown of the Lumberjacks record in 2019 in each of their uniform combinations in each set of threads:

### Blue Jerseys, Blue Pants, Blue Helmets (3-1)

- Week #1 - vs. Missouri State, Won, 37-23
- Week #6 - vs. Northern Colorado, Won, 41-23
- Week #8 - vs. Portland State, Won 31-29
- Week#10 - vs. Sacramento State, Lost 38-34

### White Jerseys, White Pants, White Helmets (0-2)

- Week #2 - at Arizona, Lost, 65-41
- Week#9 - at Eastern Washington, Lost 66-38

### Blue Jerseys, White Pants, White Helmets (1-0)

- Week #3 - vs. Western New Mexico, Won, 55-21

### White Jerseys, Blue Pants, White Helmets (0-1)

- Week #4 - at Illinois State, Lost, 40-27

### White Jerseys, Blue Pants, Blue Helmets (0-1)

- Week #5 - at Montana State, Lost, 49-31

### White Jerseys, White Pants, Blue Helmets (0-1)

- Week #7 - at Weber State, Lost, 51-28

### White Jerseys, Gold Pants, White Helmets (0-1)

- Week #11 - at Southern Utah, Lost, 31-30

## THE 'JACKS ON THE ROAD

NAU is **31-45** in road games since the 2008 season.

The Lumberjacks finished **1-4** in road contests during the 2018 campaign and are **0-6** in 2019 with a current stretch of **nine** straight defeats away from home.

**NAU's last road victory came in the 2018 season opener at UTEP by a 30-10 margin.**

## NAU VS. RANKED OPPONENTS

The Lumberjacks own a record of **17-45** in games against ranked FCS opponents since the 2000 season.

**NAU has had solid success at home in recent seasons vs. ranked opponents. The 'Jacks boast a 5-3 mark against opponents ranked in the top 10 in home games since 2012 and are 7-5 overall at home vs. ranked foes since 2013.**

## CHRIS BALL NOTCHES FIRST WIN AS HEAD COACH

NAU head coach Chris Ball recorded the first win of both his overall and Lumberjack coaching career with the 'Jacks' 37-23 victory over Missouri State on Aug. 29 at the Skydome.

**Ball, the 30th head coach to lead the Lumberjacks in program history, was doused by his players with the traditional Gatorade bath following the historic win.**

## REMEMBERING MALIK NOSHI

The Lumberjacks are wearing helmet decals this season to honor teammate Malik Noshi, who passed away in early July.

## NAU MILESTONE GAMES

### CASE COOKUS - QUARTERBACK

#### 300 YARD PASSING GAMES

2019: 8  
CAREER: 19

#### 400 YARD PASSING GAMES

2019: 1  
CAREER: 4

### JOE LOGAN - RUNNING BACK

#### 100 YARD RUSHING GAMES

2019: 2  
CAREER: 9

#### 100 YARD RECEIVING GAMES

2019: 1  
CAREER: 1

### BRANDON PORTER - WIDE RECEIVER

#### 100 YARD RECEIVING GAMES

2019: 5  
CAREER: 6

#### 100 YARD RUSHING GAMES

2019: 0  
CAREER: 2

### HENDRIX JOHNSON - WIDE RECEIVER

#### 100 YARD RECEIVING GAMES

2019: 1  
CAREER: 1

### STACY CHUKWUMEZIE - WIDE RECEIVER

#### 100 YARD RECEIVING GAMES

2019: 2  
CAREER: 2

## 2019 BIG SKY PLAYERS OF THE WEEK

Sept. 2	Jalen Hamler, Cal Poly (Offense)
	Romeo Gunt, Portland State (Defense)
	<b>Luis Aguilar, Northern Arizona (Special Teams)</b>
Sept. 9	Josh Davis, Weber State (Offense)
	Bryce Sterk, Montana State & Devon King, UC Davis (Defense)
	Jerry Louie-McGee, Montana (Special Teams)
Sept. 16	Jake Maier, UC Davis (Offense)
	Dariyn Choates, Sacramento State (Defense)
	Tristan Bailey, Montana State (Special Teams)
Sept. 23	Dalton Sneed, Montana (Offense)
	Charles Akanno, Idaho (Defense)
	Malik Flowers, Montana (Special Teams)
Sept. 30	Dalton Sneed, Montana (Offense)
	Michael Walker, Northern Colorado (Defense)
	Doug Lloyd, Weber State (Special Teams)
Oct. 7	Dalton Sneed, Montana (Offense)
	George Tarias, Weber State (Defense)
	<b>Luis Aguilar, Northern Arizona (Special Teams)</b>
Oct. 14	Kevin Thomson, Sacramento State (Offense)
	Nick Eaton, UC Davis (Defense)
	Kevin Ryan, Idaho State (Special Teams)
Oct. 21	Kevin Thomson, Sacramento State/Josh Davis, Weber State (Offense)
	Lloyd Hightower, Idaho (Defense)
	Devin Medeiros, Sacramento State (Special Teams)
Oct. 28	Elijah Dotson, Sacramento State (Offense)
	Carlton Johnson, Southern Utah (Defense)
	Trey Tuttle, Weber State (Special Teams)
Nov. 4	Eric Barriere, Eastern Washington (Offense)
	Michael Walker, Northern Colorado (Defense)
	Seth Harrison, Eastern Washington (Special Teams)
Nov. 11	Eric Barriere, Eastern Washington (Offense)
	Nick Eaton, UC Davis (Defense)
	Devin Medeiros, Sacramento State (Special Teams)
Nov. 18	Samori Toure, Montana (Offense)
	Jace Lewis, Montana (Defense)
	Tristan Bailey, Montana State (Special Teams)

Noshi was remembered with a moment of silence prior to the National Anthem before the August 29 season opener vs. Missouri State.

*The offense took a delayed of game penalty on the first play of the 2019 season as they lined up with only 10 men - leaving the left guard position vacant to honor their teammate.*

## DEFENSIVE NOTES

### ANTHONY SWEENEY LEADING D

Sophomore defensive back Anthony Sweeney currently leads the 'Jacks in tackles with 65 stops, including 51 solo tackles and 5.0 TFLs.

*This all despite playing in just nine of 11 games this season.*

Sweeney had a career day vs. Sacramento State on Nov. 9 with 14 tackles (the most by an NAU player this season) and an interception.

*He has notched at least eight tackles in each of the last five of the last six games in which he has seen action and has a total of 55 stops over that span.*

### CHRIS JULES PULLS OFF TRIFECTA VS. HORNETS

Senior Chris Jules pulled off the defensive version of the hat trick with a sack, forced fumble and recovery all on the same play vs. Sacramento State on Nov. 9.

*Over the three-game stretch from Game 8-10, Jules recorded 20 of his 41 tackles on this season, along with 4.0 TFLs and 2.5 sacks.*

### DEFENSIVE NOTES FROM PORTLAND ST WIN (OCT. 26)

- Senior Anthony Sweeney led the defense with a then-career-best 10 tackles.
- Senior Chris Jules posted seven stops, including 2.0 TFLs and a sack.
- Sophomore Nate Perkins nabbed his first career interception.
- Junior Carson Taylor finished with 1.5 sacks.

### DEFENSE SHUTS DOWN NO. COLORADO GROUND GAME

The NAU defense limited Northern Colorado to just 32 yards on 31 carries in its 41-23 victory on Oct. 5.

The 'Jacks also pressured Northern Colorado quarterback Jacob Knipp throughout, finishing with a season-best five sacks and four QB hurries.

*It marked the third time in six games this season that the Lumberjack defense held their opponent to less than 100 rushing yards.*

### BROOKLYN STRONG AT LINEBACKER

Sophomore Brooklyn Hardiman seems to be settling into the inside linebacker role as he has registered a combined 20 tackles while leading the 'Jacks in that category over a two-game stretch vs. Northern Colorado and Weber State.

*Hardiman currently ranks second on the squad with 63 stops, including 4.0 TFLs and 1.5 sacks.*

*The Concord, Calif., native made his first career start at Weber State on Oct. 19 and responded with a career-high 11 stops - at the time, the most by any Lumberjack in a single game this season.*

### DEFENSIVE TURNOVERS KEY SCORES AT WEBER STATE

The Lumberjack defense played a pivotal role in setting up two of NAU's scoring drives in its loss at Weber State on Oct. 19.

NAU senior linebacker Harrison Beemiller helped set up the first score for the 'Jacks with his first career interception at the 7:29 mark of the first quarter.

The offense capitalized on the gift two plays later when Case Cookus connected with Stacy Chukwumezie for a 63-yard scoring strike to deadlock the score at 7-7.

The defense aided the offense once again as senior Khalil Dorsey forced a Weber State fumble by Josh Davis that was recovered by Eloi Kwete deep inside Wildcats' territory at their 21-yard line.

Cookus connected with freshman Hendrix Johnson from 12 yards out just two plays later to even things up at 14-14 with 10:08 left in the second.

### ILLINOIS STATE DEFENSIVE NOTES

- Carson Taylor forced a fumble for the 'Jacks that was recovered by Chris Jules on the ISU 18-yard line on the first play from scrimmage.
- Jules recovered a pair of fumbles in the loss - a career high.
- Freshman Jaden Tauanu'u recorded the first interception of his career in the second quarter.

### BRIAN BARRY "JOHNNY ON THE SPOT" AT MONTANA STATE

Senior defensive back Brian Barry had a nose for the ball at Montana State with a pair of fumble recoveries on the loss to the Bobcats on Sept. 28.

### DEFENSE STRONG IN SEASON OPENER

While the Lumberjack offense had many big plays in the season opening win over Missouri State, it was the NAU defense that set the early tone allowing the offense time to find its early season footing.

*NAU held the Bears to just 40 rushing yards on 32 carries and enjoyed a stretch where it held Missouri State without a first down on five of six drives in the first half.*

A total of four Lumberjacks posted seven stops in the victory,



including junior Carson Taylor who registered a team-best 2.5 tackles for loss (-8 yards).

## **SHIFT TO THE 3-4**

The Lumberjack defense will have a new look in 2019 under new head coach Chris Ball and defensive coordinator Jerry Partridge.

**NAU will be shifting to a 3-4 look from the previously used 4-3 set.**

A number of players have seen their roles shift with the new formation with numerous players previously slotted at defensive end and safety moving into the outside linebacker role including Carson Taylor, Chris Jules and Brandon Worthy.

## **TWO-SPORT STAR**

Senior **Khalil Dorsey** is more than just a football player at NAU. In addition to be an All-Big Sky cornerback, Dorsey doubles up and competes on the Lumberjack track & field team as well.

Dorsey played a big role in the Lumberjacks capturing the 2017 Big Sky Indoor Track & Field Championship. He was a bronze medalist in the 60-meter hurdles at the indoor conference championships and placed fifth in the long jump. Dorsey registered a fifth-place finish in the 110-meter hurdles at the Big Sky Outdoor Track & Field Championships.

As a prep at Colony High School, Dorsey competed in both football and track & field.

## **OFFENSIVE NOTES**

### **LOGAN HAS HISTORIC DAY VS HORNETS**

Senior running back Joe Logan erupted for a career-high 210 rushing yards and three touchdowns vs. Sacramento State on Nov. 9.

Logan has posted 100-yard rushing efforts in each of the last two games while compiling a total of 330 yards and six TDs.

**Logan's 210 rushing yards marked the most by a Lumberjack since Zach Bauman posted 266 yards vs. Idaho State on Oct. 19, 2013 – a span of 71 games.**

**He currently ranks ninth among FCS leaders in touchdowns with 16 over the first 11 games this season.**

### **LOGAN SURGES UP NAU CAREER RUSHING LIST**

Senior running back Joe Logan moved up to sixth on the Lumberjacks' career rushing leaderboard with his current total of **2,535** yards entering Saturday's game at Southern Utah.

**Logan currently sits 188 yards shy of Allan Clark's (1975-78) fifth-place total of 2,723.**

## **LOGAN THE TOUCHDOWN MAKER**

Senior running back Joe Logan boasts a career-best **16** touchdowns through the first **11** games this season and has launched his way up NAU career scoring leader list with his current overall total of **204** points - **which ranks as the eighth-highest total in Lumberjack history.**

**Logan enters Saturday's game vs. Idaho 10 points shy of Emmanuel Butler's (2014-18) seventh-place total of 214 and 17 points short of Paul Ernster's (2001-04) sixth-place total of 221.**

## **COOKUS BECOMES NAU CAREER TD LEADER IN STYLE**

Senior quarterback Case Cookus hit junior Stacy Chukwumezie for a 94-yard touchdown with 34 seconds left in the second quarter on Oct. 19 at Weber State to pass Jason Murrietta as the Lumberjacks' all-time leader in touchdown passes - with his 96th overall.

**The 94-yard pass marked the longest completion and touchdown pass in his career surpassing an 87-yard strike to Elijah Marks on Sept. 3, 2016 at Arizona State.**

## **BIG PLAY CHUKWUMEZIE**

Junior wide receiver Stacy Chukwumezie has scored a touchdown (8 total) in seven of NAU's 11 games this season - seven receiving and one rushing.

**Chukwumezie has recorded a six catches over 40 yards this season - each went for scores and is second among the 'Jacks for most plays over 20 yards with 15.**

## **WEAPON X AND TOUCHDOWN CHUCK**

Freshman wide receiver Hendrix Johnson and junior Stacy Chukwumezie each nabbed a pair of touchdown grabs at Weber State on Oct. 19.

Hendrix snared a 44-yard and 12-yard TD, while Chukwumezie went long twice from 63 and 94 yards out. It marked the first multiple touchdown game for either player.

**The pair have combined for 1,637 yards and 12 receiving TDs over the first 11 games this season.**

## **COOKUS HITS 10,000 PASSING YARDS**

Senior quarterback Case Cookus became just the **fourth** quarterback in NAU career annals to hit **10,000** passing yards for a career in the Lumberjacks' 41-23 win over Northern Colorado on Oct. 5.

Cookus became the fifth signal caller in NAU history to record 9,000 passing yards in a career with a completion to Stacy Chukwumezie on NAU's second possession of the game at Illinois State on Sept. 21.

**Cookus also currently holds the top yards per attempt total (8.5) in program history entering this week's match up with Idaho.**

## **JOE LOGAN BECOMES 11TH NAU BACK TO HIT 2,000 RUSHING YARDS**

Senior running back Joe Logan became the **11th player in program history** to reach 2,000 career rushing yards in the Lumberjacks' 41-23 victory over Northern Colorado on Oct. 5.

## **OFFENSE LIGHTS IT UP VS. NORTHERN COLORADO**

- NAU scored on seven consecutive drives from the second through fourth quarter in its 41-23 victory over Northern Colorado on Oct. 5.
- Sophomore wide receiver Brandon Porter finished with seven catches for a career-best 152 yards. It marked his third game this season with at least 100 receiving yards and the fourth of his career.
- Senior quarterback Case Cookus tossed at least three touchdown passes for the 16th time in his career and 11th with four TD tosses. He has thrown five or more touchdown passes four times.
- Cookus finished with 406 passing yards – marking his 15th game with over 300 yards and fourth with over 400 in his career. The 406 yards were just shy of his career-best passing effort of 407 –which he set twice previously.

## **TOUCHDOWN LOGAN**

Senior running back Joe Logan has hauled in a combined five touchdown passes and 245 yards in consecutive games against Western New Mexico and at Illinois State.

Logan caught two TD passes vs. Western New Mexico and followed with three scoring catches at Illinois State - becoming the first NAU player with three or more TD grabs since Emmanuel Butler snagged five vs. New Mexico Highlands in 2016.

*Logan leads the 'Jacks with 16 touchdowns thru 11 games this season (5 receiving/11 rushing).*

## **HENDRIX BREAKS OUT AT ILLINOIS STATE**

Freshman wide receiver Hendrix Johnson posted the second straight 100-yard receiving performance of his career with nine receptions for 122 yards at Illinois State on Sept. 21.

Johnson caught the first touchdown pass of his career on a 23-yard pass at Montana State on Sept. 28.

## **COOKUS SPREADS IT AROUND VS. MUSTANGS**

Cookus tossed four touchdown passes, while completing 12-of-21 of his attempts for 357 yards, to lead the 'Jacks to a convincing 55-21 victory over Western New Mexico on Sept. 14 at home.

NAU had three players finish with over 100 receiving yards - Joe Logan (128), Brandon Porter (100) and Hendrix Johnson (107).

*It marked the first game that the Lumberjacks had three different players net over 100 receiving yards since Nov. 12, 2016 at North Dakota (Emmanuel Butler, Elijah Marks and Delshawn McClellon).*

*The 'Jacks posted 672 yards of total offense in the victory – the highest total since tallying 686 vs. New Mexico Highlands on Sept. 17, 2016.*

## **JOE LOGAN HAS CAREER RECEIVING DAY VS. WESTERN NEW MEXICO**

Senior running back Joe Logan posted a career high of **128 receiving yards** - on a pair of catches - which both went for touchdowns in the Lumberjacks 55-21 win over Western New Mexico on Sept. 14.

*Logan hauled in a 65-yard TD reception in the first quarter and followed with a 63-yard scoring catch in the third - which represent the two longest receptions of his career.*

## **COOKUS INTERCEPTION STREAK SNAPPED IN TUCSON**

Senior quarterback Case Cookus tossed **two interceptions** in the Lumberjacks' loss at Arizona on Sept. 7 - marking the first time since Sept. 2, 2017 - when he threw a pair at Arizona – a **span of 13 games**.

## **TERRELL HAYWARD SNAGS FIRST CATCH - FOR A TD**

Freshman wide receiver Terrell Hayward snagged the first touchdown reception of his collegiate career at the 7:12 mark of the fourth quarter on Sept. 7 at Arizona on a six-yard pass from Case Cookus.

*The touchdown grab came on Hayward's first career reception at the collegiate level.*

## **BRANDON PORTER DOES IT ALL IN OPENER VS. BEARS**

Sophomore Brandon Porter was displaying his arsenal of weapons in the 'Jacks' season-opening win over Missouri State as he hauled in a career-high six catches for a career-best 140 yards and two touchdowns.

Porter wasn't done however as he also tossed a 55-yard touchdown pass on the back end of a double pass to Stacy Chukwumezie that helped spark the NAU scoring burst.

In addition, Porter's 62-yard touchdown catch in the third quarter vs. the Bears marked the longest reception of his career.

## **COOKUS HALFWAY TO NCAA FCS RECORD FOR TD PASSES**

Quarterback **Case Cookus** boasts **101** career passing touchdowns, over halfway to the FCS record of **140** currently held by Grambling State's Bruce Eugene (2001-05).

## **COOKUS = FCS NATIONAL PERFORMER OF YEAR WATCH**

Senior quarterback Case Cookus has been named to the 34-player midseason watch list for the 2019 College Football Performance Awards (CFPA) FCS National Performer of the Year Trophy.

*The 2019 CFPA FCS National Performer of the Year Trophy is a 22-inch K-9 optic crystal tower with eight-inch crystal football on top. All FCS players are eligible for the award. The award winner will be announced January 15, 2020.*

## WALTER PAYTON WATCH LIST - THERE'S COOKUS

NAU Case Cookus has been selected to the 25-player watch list for the 2019 Walter Payton Award, which is presented to the offensive player of the year in NCAA FCS Football and is often referred to as the "Heisman Trophy" of the FCS.

First awarded in 1987, former winners of the Walter Payton Award include Steve McNair, Tony Romo, Brian Westbrook, John Friesz, Brian Finneran, Jimmy Garoppolo and Cooper Kupp, each of whom went on to have successful careers in the NFL.

## BRANDON PORTER - JACK OF ALL TRADES

Brandon Porter showed the multi-faceted talents he brings to the Lumberjacks' attack last season.

Porter rang up a total of 758 all-purpose yards and saw time at wide receiver, quarterback and kickoff return specialist for the 'Jacks.

He rushed for over 100 yards in two games last season and hauled in over 100 receiving yards in one contest.

## SPECIAL TEAMS NOTES

### AGUILAR JUST ONE MISS UNDER 50

Junior kicker Luis Aguilar is 18-of-21 on field goals this season - with his only three misses coming from 52, 51 and 42 yards out.

***Aguilar had connected on all 13 of his field goal attempts less than 50 yards prior to a miss in windy conditions on Nov. 16 at Southern Utah from 42 yards.***

***He is perfect on each of his 47 extra point opportunities.***

***In addition, Aguilar entered the season with a career-long field goal of 42 and has already surpassed that on six occasions with connections from 57, 54, 48, 46 (2X), 44 and 43 yards out.***

***He entered 2019 with four career field goal makes.***

### PUNTER DJ ARNSON AMONG THE NATION'S BEST

Sophomore punter DJ Arnson entered the program as a walk-on and is already on his way to establishing himself as one of the top punters in FCS football - earning mention to the FCS Punter of the Year Watch List.

***Arnson currently ranks third nationally and first in the Big Sky with an average of 45.9 yards per boot on 53 attempts with 16 kicks over 50 yards and 19 inside the 20.***

### AGUILAR EARNS SECOND BIG SKY POW HONOR

Junior kicker Luis Aguilar was honored as the Big Sky ROOT SPORTS Special Teams Player of the Week for the period ending October 5.

Aguilar blasted a career-long 57-yard field goal in the Lumberjacks' 41-23 victory over Northern Colorado, which marked the longest connection by an NAU kicker since 2000.

The kick also ranks as the longest make by any FCS player this season.

He also drilled a 31-yard field goal to remain a perfect 10-for-10 on field goals under 50 yards this season.

The Nogales, Ariz., native made all five extra point attempts in the win over the Bears and is now a perfect 27-of-27 on the year. Aguilar averaged 65.0 yards on seven kickoff attempts in win over Northern Colorado - all of which went for touchbacks.

### BIG SPECIAL TEAMS PLAYS SPARK WEEK 3 WIN

The Lumberjacks had a pair of big special teams plays in their 55-21 win over Western New Mexico on Sept. 14.

Senior defensive back Jalen Cook registered the first blocked punt of his career in the first quarter and sophomore defensive back Anthony Sweeney returned a blocked extra point by teammate Khalil Dorsey 98 yards for a two-point conversion for NAU in the opening quarter.

### AGUILAR NAMED BIG SKY PLAYER OF WEEK (Sept. 2)

Junior kicker Luis Aguilar had a career performance in the Lumberjacks' 37-23 victory over Missouri State in the season opener on Aug. 29 and was honored as the season's first Big Sky Special Teams Player of the Week (Sept. 2).

He is the first Lumberjack honored with a weekly honor by the conference this season.

Aguilar was a perfect 3-for-3 on his field goal attempts and nailed a total of seven kickoffs for touchbacks - both career-best efforts. He was connected on all three of his extra point attempts.

***Aguilar drilled a 48, 46 and 21-yard field goal - the 48-yarder represents a career long - which was previously 42 yards.***

### ARNSON ON FCS PUNTER OF YEAR WATCH LIST

DJ Arnson was recognized with mention to the watch list for the inaugural FCS Punter of the Year Award, which is awarded by the Augusts (Ga.) Sports Council and has been the home of the Ray Guy Award that honors the top punter at the FBS level since 2000.

A total of 28 players are listed to the inaugural watch list including Arnson, who ranked third nationally in 2018 among all FCS punters with an average of 44.6 yards per boot. He blasted a total of 16 punts 50 yards or further and pinned 15 inside the 20-yard line. For the season, Arnson registered a total of 2,410 yards on 54 punts, while averaging 45.0 yards or more per punt in eight of 10 games.

The FCS Punter of the Year preseason watch list was chosen

based on 2018 All-Americans, 2018 all-conference selections, and conference nominations. Players were reviewed based on their eligibility and inclusion on their team's 2019 roster. Finalists will be announced in December and the winner announced in early January.

## SQUAD NOTES

### WEEK #6 POSTGAME NOTES - NO. COLORADO (OCT. 5)

- The crowd of 10,026 marked the first sellout at the Skydome since Oct. 6, 2018 vs. Weber State.
- Freshman Daego Albert snagged the first interception of his career in the fourth quarter.
- NAU extends its winning streak in Family Weekend games to 13 straight.

### WEEK #5 POSTGAME NOTES - AT MONTANA ST (SEPT. 28)

- Saturday's game at No. 7/11 Montana State represented the 50th Big Sky Conference opener in the history of NAU Football – the Lumberjacks are now 30-20 all-time in those contests.
- Saturday's game marked the first time that NAU has ever opened Big Sky play in Bozeman and just the second time it has faced Montana State in a conference opener – the only previous time coming in 1995.
- No. 7/11 Montana State was NAU's second ranked opponent this season and second in as many weeks.
- Senior linebacker Taylor Powell recorded the second interception of his career in the first quarter and ran it back for his second career touchdown.
- Freshman Hendrix Johnson snared the first touchdown reception of his career with a 23-yard scoring grab in the second quarter.
- Junior wide receiver Stacy Chukwumezie scored the first rushing TD of his career with an 8-yard rush in the second quarter.
- Chukwumezie now has scored four touchdowns over the first five games (4 receiving, 1 rush).
- Senior running back Joe Logan's first quarter rushing TD gives him eight touchdowns this season (5 receiving, 3 rush).
- Saturday's game vs. No. 7/11 Montana State marked the second-straight ranked opponent for the Lumberjack in as many weeks – both on the road.

### WEEK #2 POSTGAME NOTES - AT ARIZONA

- Freshman Hendrix Johnson hauled in a 56-yard reception in the second quarter – it marked the longest of his career to date.
- Johnson finished with seven catches for 97 yards – both are career-best efforts.
- Junior kicker Luis Aguilar was a perfect 2-of-2 on field goal attempts (34, 43) and has now made all five of his attempts through two games this season.
- Sophomore Riley Langston hauled in a 32-yard reception in the third quarter – marking the first catch of his career.
- Arizona's 65 total points mark the most allowed by NAU since allowing 77 to the Wildcats in a 77-13 on Sept. 19, 2015 – a span of 43 games.

- Arizona's 51 points in the first half marked the most allowed by NAU in any half in program history.
- The 41 points scored by NAU marked the highest total it has ever posted in a game vs. Arizona.

### NAU SLOTTED SIXTH IN BIG SKY PRESEASON POLLS

The Lumberjacks were ranked No. 6 in both the Big Sky Conference Coaches and Media Preseason Polls.

The Lumberjacks received 88 points in the coaches' poll while finishing sixth. Eastern Washington (140 points/10 first-place votes) and UC Davis (127 points/two first-place votes) held the top two spots in the coaches' rankings.

The media poll saw the 'Jacks garner a total of 302 points. Eastern Washington (536 points/25 first-place votes) and UC Davis (636 points/19 first-place votes) also held the top two spots in the media's preseason poll.

#### 2019 Big Sky Football Preseason Coaches Poll

Eastern Washington (10)	140
UC Davis (2)	127
Weber State	124
Montana (1)	104
Montana State	100
Northern Arizona	88
Idaho State	72
Idaho	65
Cal Poly	56
Portland State	42
Sacramento State	40
Southern Utah	38
Northern Colorado	19

#### 2019 Big Sky Football Preseason Media Poll

Eastern Washington (25)	536
UC Davis (13)	510
Weber State (4)	472
Montana State	417
Montana (1)	396
Northern Arizona	302
Idaho State	285
Idaho	248
Cal Poly	196
Portland State	178
Southern Utah	160
Sacramento State	125
Northern Colorado	90

**(#) Denotes First-Place Votes**

### TUCSON'S ESPN RADIO 104.9 FM JOINS RADIO NETWORK

Northern Arizona University Athletics and its multimedia rights holder, Learfield IMG College's NAU Lumberjack Sports Properties, are excited to announce a new broadcast relationship with Lotus Communications and ESPN Tucson KFFN-AM 1490/104.9 FM to air NAU football games for the next three seasons.

Lotus Communications-owned KFFN-AM 1490/104.9 FM, an ESPN Radio affiliate, will carry all NAU football games for the next three years for the Lumberjack listening audience in the greater Tucson area.

## NAU CAREER RECORDS WATCH

### PASSING YARDS

1.	11,632	Case Cookus	2015-
2.	11,400	Travis Brown	1996-99
3.	10,717	Jason Murrietta	2003-06*
4.	10,697	Greg Wyatt	1986-89
5.	9,639	Jeff Lewis	1992-95
6.	6,460	Michael Herrick	2008-10
7.	6,274	John Bonds	1990-92
8.	5,964	Scott Lindquist	1979-82
9.	4,882	Mike Mendoza	1983-84
10.	4,800	Cary Grossart	2010-12

### PASS COMPLETIONS

1.	926	Greg Wyatt	1986-89
2.	886	Travis Brown	1996-99
3.	878	Jason Murrietta	2003-06
4.	863	Case Cookus	2015-
5.	784	Jeff Lewis	1992-95
6.	561	Michael Herrick	2008-10
7.	465	Scott Lindquist	1979-82
8.	453	Mike Mendoza	1983-84
9.	449	John Bonds	1990-92
10.	380	Cary Grossart	2010-12

### MOST PASS ATTEMPTS

1.	1,577	Travis Brown	1996-1999
2.	1,516	Jason Murrietta	2003-06*
3.	1,512	Greg Wyatt	1986-89
4.	1,380	Case Cookus	2015-
5.	1,315	Jeff Lewis	1992-95
6.	891	John Bonds	1990-92
7.	863	Michael Herrick	2008-10
8.	810	Scott Lindquist	1979-82
9.	769	Mike Mendoza	1983-84
10.	670	Preston Parsons	1998-01

### TOTAL OFFENSE

1.	11,799	Case Cookus	2015-
2.	11,267	Travis Brown	1996-99
3.	10,584	Jason Murrietta	2003-06*
4.	10,277	Greg Wyatt	1986-89
5.	9,769	Jeff Lewis	1992-95
6.	6,247	Michael Herrick	2008-10
7.	6,089	John Bonds	1990-92
8.	5,683	Scott Lindquist	1979-82
9.	5,132	Zach Bauman	2010-13
10.	5,098	Mike Mendoza	1983-84

### TOUCHDOWN PASSES

1.	102	Case Cookus	2015-
2.	94	Jason Murrietta	2003-06*
3.	86	Travis Brown	1996-99
4.	70	Greg Wyatt	1986-89
5.	67	Jeff Lewis	1992-95
6.	40	Michael Herrick	2008-10
7.	38	John Bonds	1990-92
8.	35	Scott Lindquist	1979-82
9.	33	Cary Grossart	2010-12
10.	29	Mike Mendoza	1983-84
	29	Preston Parsons	1998-01

### HIGHEST COMPLETION PERCENTAGE

1.	66.3	Cary Grossart (200-304)	2010-12
2.	65.0	Michael Herrick (561-863)	2008-10
3.	63.0	Case Cookus (660-1048)	2015-
	61.2	Greg Wyatt (926-1,512)	1986-89
4.	59.6	Jeff Lewis (784-1,315)	1992-95
5.	58.9	Mike Mendoza (453-769)	1983-84
6.	58.8	Lance Kriesien (298-507)	2005-08
7.	57.9	Jason Murrietta (878-1,516)	2003-06*
8.	57.4	Scott Lindquist (465-810)	1979-82
9.	56.4	Preston Parsons (378-670)	1998-01
10.	56.2	Travis Brown (886-1,577)	1996-99

\* Includes NCAA I-AA playoff totals



### MOST YARDS PER ATTEMPT

1.	8.4	Case Cookus (8,258/979)	2015-
2.	8.3	Cary Grossart (4,800/573)	2010-12
3.	7.5	Michael Herrick (6,460/863)	2008-10
4.	7.4	Scott Lindquist (5,964 /810)	1979-82
5.	7.3	Jeff Lewis (9,639/1,315)	1992-95
6.	7.2	Travis Brown (11,400/1,577)	1996-99
7.	7.1	Herb Daniel (3,136/440)	1976-77
	7.1	Greg Wyatt (10,697/1,512)	1986-89
	7.1	Jason Murrietta (10,717/1516)	2003-06
10.	7.0	Preston Parsons (4,677/670)	1998-01
	7.0	John Bonds (6,274/891)	1990-92

### MOST RUSHING ATTEMPTS

1.	1,003	Zach Bauman	2010-13*
2.	720	Marcus King	1998-01
3.	667	Alex Henderson	2006-09
4.	526	Archie Amerson	1995-96
5.	520	Allan Clark	1975-78
6.	511	Joe Logan	2016-
7.	469	Casey Jahn	2012-15
8.	437	Willard Reaves	1978-80
9.	436	Carl Golden	1975-78
10.	426	Mike Jenkins	1978-81
11.	402	Len Raney	1991-94

### MOST RUSHING YARDS

1.	5,132	Zach Bauman	2010-13*
2.	3,794	Marcus King	1998-01
3.	3,462	Alex Henderson	2006-09
4.	3,196	Archie Amerson	1995-96
5.	2,723	Allan Clark	1975-78
6.	2,535	Joe Logan	2016-
7.	2,377	Casey Jahn	2012-15
8.	2,233	David Estrada	1961-64
9.	2,139	Willard Reaves	1978-80
10.	2,022	Carl Golden	1975-78
11.	2,015	Roger Robinson	2003-04

### ALL-PURPOSE YARDS

1.	6,316	Zach Bauman	2010-13*
2.	5,925	Pete Mandley	1979-83
3.	5,088	Marcus King	1998-2001
4.	4,444	Alex Henderson	2006-09
5.	4,062	Archie Amerson	1995-96
6.	3,761	Elijah Marks	2014-17
7.	3,708	Joe Logan	2016-
8.	3,575	Allan Clark	1975-78
9.	3,600	Emmanuel Butler	2014-18
10.	3,536	Len Raney	1991-94
11.	3,420	Gerald Robinson	1990-92
12.	3,407	Johnny Marshall	2000-03*
13.	3,190	Clarence Moore	2000-03*

### MOST YARDS PER CARRY

1.	6.4	David Estrada	1961-64
2.	6.3	Lionel Scott	2007
3.	6.2	Giovannie Dixon	2010
4.	6.1	Archie Amerson	1995-96
5.	5.7	Ronney Jenkins	1999
6.	5.2	Alex Henderson	2006-09
	5.2	Marcus King	1998-01
	5.2	Allan Clark	1975-78
9.	5.1	Casey Jahn	2012-15
	5.1	Zach Bauman	2010-13*
	5.0	Joe Logan	2016-

### POINTS SCORED

1.	307	Robbie Dehaze	2005-08
2.	246	Zach Bauman	2010-13*
3.	243	Matt Myers	2008-11
4.	242	Micky Penafior	1987-89
5.	228	Archie Amerson	1995-96
6.	221	Paul Ernster	2001-04*
7.	214	Emmanuel Butler	2014-18
8.	204	Joe Logan	2016-
9.	199	Ty Dondelinger	1998-01
	199	Terry Belden	1990-93
11.	198	Marcus King	1998-01
12.	192	Alex Henderson	2006-09

# 2019 NAU LUMBERJACK FOOTBALL GAME NOTES



## GAME 1: NAU 37, MISSOURI STATE 23

Missouri State (0-1) vs. Northern Arizona (1-0)  
 Date: Aug 29, 2019 • Site: Flagstaff, Ariz. • Stadium: Walkup Skydome  
 Attendance: 6891

Score by Quarters	1	2	3	4	Total
Missouri State	3	3	10	7	23
Northern Arizona	3	17	14	3	37

Qtr	Time	Scoring Play	V-H
1st	07:10	MSU - Parker Lacina 45 yd field goal, 4-4 0:55	3 - 0
	00:50	NAU - AGUILAR, Luis 48 yd field goal, 6-40 1:22	3 - 3
	08:10	NAU - AGUILAR, Luis 21 yd field goal, 7-46 1:34	3 - 6
2nd	06:10	NAU - CHUKWUMEZIE, S. 55 yd pass from PORTER, Brandon (AGUILAR, Luis kick), 4-70 1:07	3 - 13
	01:38	MSU - Parker Lacina 28 yd field goal, 11-64 4:32	6 - 13
	00:18	NAU - PORTER, Brandon 8 yd pass from COOKUS, Case (AGUILAR, Luis kick), 6-75 1:20	6 - 20
3rd	10:21	NAU - PORTER, Brandon 62 yd pass from COOKUS, Case (AGUILAR, Luis kick), 3-60 0:40	6 - 27
	07:29	MSU - Parker Lacina 28 yd field goal, 7-69 2:45	9 - 27
	01:50	NAU - LOGAN, Joe 4 yd run (AGUILAR, Luis kick), 6-65 2:15	9 - 34
	00:05	MSU - Tyler Currie 30 yd pass from Peyton Huslig (Parker Lacina kick), 5-75 1:45	16 - 34
4th	09:01	NAU - AGUILAR, Luis 45 yd field goal, 10-45 5:59	16 - 37
	06:08	MSU - DJ Frost 24 yd pass from Peyton Huslig (Parker Lacina kick), 8-75 2:53	23 - 37

Kickoff time: 6:06 pm • End of Game: 9:20 pm • Total elapsed time: 3:14  
 Officials: Referee: Bruce Bondi; Umpire: David Reyes; Linesman: Ben Keller;  
 Line judge: Ken Wolf; Back judge: Phil Solis; Field judge: Brian Earls;  
 Side judge: Kevin Rathbun;  
 Temperature: • Wind: • Weather: Indoors

### Missouri State

Rushing	No.	Gain	Loss	Net	TD	Lg	Avg
DJ Frost	6	20	1	19	0	8	3.2
Donovan Daniels	16	26	17	9	0	7	0.6
Myron Mason	4	7	0	7	0	4	1.8
Peyton Huslig	5	10	7	3	0	9	0.6
Damoriea Vick	1	2	0	2	0	2	2.0
Totals	32	65	25	40	0	9	1.2

Passing	C-A-I	Yds	TD	Long	Sack
Peyton Huslig	20-35-0	289	2	37	1
Totals	20-35-0	289	2	37	1

Receiving	No.	Yards	TD	Long
Tyler Currie	6	89	1	30
Lorenzo Thomas	3	66	0	37
Damoriea Vick	3	33	0	14
Jordan Murray	2	37	0	26
Isaac Smith	2	25	0	18
Aaron Denson	2	12	0	6
DJ Frost	1	24	1	24
Donovan Daniels	1	3	0	3
Totals	20	289	2	37

Punting	No.	Yds	Avg	Long	In20	TB
Brendan Withrow	6	262	43.7	64	0	1
Totals	6	262	43.7	64	0	1

Returns	No	Yds	Lg	Kickoff	Intercept
Zack Sanders	2	4	0	0	0
Darius Joseph	0	0	0	19	19
Totals	2	4	0	19	19

Field goals	Qtr	Time	Dist	Result
Parker Lacina	1st	12:15	30 yards	Missed
Parker Lacina	1st	07:10	45 yards	Good
Parker Lacina	2nd	01:38	28 yards	Good
Parker Lacina	3rd	07:29	28 yards	Good

Kickoffs	No.	Yards	Avg	TB	OB
Nick Williams	6	390	65.0	4	0

All-purpose	Run	Rcv	KR	PR	IR	Total
Tyler Currie	0	89	0	0	0	89
Lorenzo Thomas	0	66	0	0	0	66
DJ Frost	19	24	0	0	0	43
Jordan Murray	0	37	0	0	0	37

FUMBLES: Missouri State-Donovan Daniels 1-0. Northern Arizona-LOGAN, Joe 1-0; DORSEY, Khalil 1-1.

#	Missouri State	Solo	Ast	Total	Sacks-Yds	TFL-Yds	FF	FR-Yds	Int-Yds	BrUp	Blks	QBH
48	BEEMILLER, Ha.	5	5	10	-	3.5-6	-	-	-	-	-	-
27	Matt McClinton	2	7	9	-	2.5-9	-	-	-	-	-	-
29	Paris Jackson	4	3	7	-	0.5-3	-	-	-	-	-	-
52	McNeese Egbin	1	4	5	-	1.0-2	-	-	-	-	-	-
1	Zack Sanders	3	1	4	-	-	-	-	-	-	-	-
23	Jordan Wilkes	2	2	4	-	-	-	-	-	-	-	-
17	Nick Hesserfort	2	2	4	-	1.0-1	-	-	-	-	-	-
48	Tyler Lovelace	1	3	4	-	0.5-1	-	-	-	-	-	-
57	Claudio Martin	0	4	4	-	0.5-0	-	-	-	-	-	-
7	Titus Wall	3	0	3	-	-	-	1-0	-	-	-	-
2	Darius Joseph	3	0	3	-	-	-	-	-	-	-	-
99	Kylin Washington	2	1	3	-	1.0-3	-	-	-	-	-	-
22	Austin Henderson	2	1	3	-	-	-	-	-	-	-	-
93	Eric Johnson	0	3	3	-	-	-	-	-	-	-	-
47	Kam Carter	1	1	2	-	-	-	-	-	-	-	-
33	Anthony Payne	0	2	2	-	0.5-1	-	-	-	-	-	-
43	Kevin Ellis	0	1	1	-	-	-	-	-	-	-	-
31	Jaylyn Henderson	0	1	1	-	-	-	-	-	-	-	-
13	Kendall Stewart	0	1	1	-	-	-	-	-	-	-	-
86	T. Oluwafunmilola	0	0	0	-	-	-	-	-	-	-	-
Totals		31	42	73	0.0-0	11.0-26	0	1-0	0-0	2	0	3

#	Northern Arizona	Solo	Ast	Total	Sacks-Yds	TFL-Yds	FF	FR-Yds	Int-Yds	BrUp	Blks	QBH
48	BEEMILLER, Ha.	4	3	7	-	-	-	-	-	-	-	-
38	PARRISH, Gajal	3	4	7	-	-	-	-	-	-	-	-
1	TAYLOR, Carson	1	6	7	-	2.5-8	-	-	-	-	-	-
95	GOSS, Jalen	1	6	7	-	0.5-1	-	-	-	-	-	-
30	COOK, Jalen	4	2	6	-	-	-	-	-	1	-	-
6	WORTHY, Brandon	3	3	6	1.0-6	2.0-10	-	-	-	-	-	-
52	MITCHELL, K.	2	4	6	-	-	-	-	-	-	-	-
90	ANDREWS, Aaron	2	3	5	-	1.0-1	-	-	-	-	-	-
35	HARDIMAN, B.	1	4	5	-	1.5-3	-	-	-	-	-	-
13	MYERS, Marcel	3	0	3	-	-	-	-	-	-	-	-
21	PAIGE, Sherrad	1	2	3	-	0.5-1	-	-	-	1	-	-
23	BARRY, Brian	3	2	5	-	-	-	-	-	-	-	-
57	HO CHING, Mark	0	2	2	-	0.5-1	-	-	-	-	-	-
56	LAWLESS, B.	0	2	2	-	0.5-0	-	-	-	-	-	-
50	JULES, Chris	1	0	1	-	-	-	-	-	-	-	-
12	SWEENEY, A.	1	0	1	-	-	-	-	-	-	-	-
64	HATHOOT, Justin	1	0	1	-	-	-	-	-	-	-	-
29	DORSEY, Khalil	1	0	1	-	-	-	-	-	1	-	-
2A	ALBERT, Daego	0	1	1	-	-	-	-	-	-	-	-
Totals		30	44	74	1.0-6	9.0-25	0	0-0	0-0	5	0	3

## GAME 2: NAU 41, ARIZONA 65

Northern Arizona (1-1) vs. Arizona (1-1)  
 Date: Sep 7, 2019 • Site: Tucson, Ariz. • Stadium: Arizona Stadium  
 Attendance: 40741

Score by Quarters	1	2	3	4	Total
Northern Arizona	7	6	14	14	41
Arizona	21	30	7	7	65

Qtr	Time	Scoring Play	V-H
1st	13:28	ARIZ - Cunningham, T. 47 yd pass from Tate, K. (Havrisik, L. kick), 5-77 1:31	0 - 7
	11:00	ARIZ - Taylor, J.J. 25 yd run (Havrisik, L. kick), 3-65 1:01	0 - 14
	07:22	ARIZ - Brightwell, G. 94 yd run (Havrisik, L. kick), 2-92 0:51	0 - 21
	04:45	NAU - CHUKWUMEZIE, S. 24 yd pass from COOKUS, Case (AGUILAR, Luis kick), 8-75 2:37	7 - 21
2nd	12:27	ARIZ - Tate, K. 1 yd run (Havrisik, L. kick), 16-80 7:11	7 - 28
	09:42	ARIZ - Cunningham, T. 8 yd pass from Tate, K. (Havrisik, L. kick), 4-31 1:33	7 - 35
	07:56	NAU - AGUILAR, Luis 34 yd field goal, 7-67 1:41	10 - 35
	04:18	ARIZ - Dixon, D. 9 yd pass from Gunnell, G. (Havrisik, L. kick), 10-75 3:38	10 - 42
	03:28	ARIZ - TEAM safety	10 - 44
	00:18	ARIZ - Reid III, T. 75 yd pass from Gunnell, G. (Havrisik, L. kick), 4-87 1:40	10 - 51
	00:00	NAU - AGUILAR, Luis 43 yd field goal, 8-49 0:04	13 - 51
3rd	09:08	NAU - MPUNGI, Jacob 2 yd run (AGUILAR, Luis kick), 13-75 5:52	20 - 51
	06:05	ARIZ - Smith, D. 47 yd run (Havrisik, L. kick), 3-91 1:14	20 - 58
	03:20	NAU - STINSON, Nate 7 yd run (AGUILAR, Luis kick), 7-75 2:45	27 - 58
	10:30	ARIZ - Smith, D. 1 yd pass from Gunnell, G. (Havrisik, L. kick), 16-75 7:50	27 - 65
4th	07:12	NAU - HAYWARD, T. 6 yd pass from COOKUS, Case (AGUILAR, Luis kick), 8-75 3:18	34 - 65
	03:19	NAU - ROMERO, George 23 yd run (AGUILAR, Luis kick), 4-71 1:26	41 - 65

Kickoff time: 7:52 pm • End of Game: 11:06 • Total elapsed time: 3:14  
 Officials: Referee: Chris Coyte; Umpire: Bryan Yang; Linesman: Darryl Johnson;  
 Line judge: Jeff Robinson; Back judge: Steven Steichen; Field judge: Steve Currie;  
 Side judge: Jeff Dahle; Center judge: James Wharrie;  
 Temperature: 88 • Wind: SE 4 MPH • Weather: Partly cloudy

### Northern Arizona

Rushing	No.	Gain	Loss	Net	TD	Lg	Avg
ROMERO, George	4	40	0	40	1	23	10.0
BEEMLER, Ha.	7	18	0	18	0	11	2.6
MPUNGI, Jacob	7	16	0	16	1	5	2.3
STINSON, Nate	5	13	3	10	1	7	2.0
ALDRIDGE, A.	4	10	0	10	0	4	2.5
COOKUS, Case	2	4	1	3	0	4	1.5
LOGAN, Joe	1	2	0	2	0	2	2.0
PORTER, Brandon	1	0	3	-3	0	-3.0	-3.0
TEAM	1	0	27	-27	0	-27.0	-27.0
Totals	27	103	34	69	3	23	2.6

Passing	C-A-I	Yds	TD	Long	Sack
COOKUS, Case	28-48-2	373	2	56	1
Totals	28-48-2	373	2	56	1

Receiving	No.	Yards	TD	Long
PORTER, Brandon	8	79	0	32
JOHNSON, H.	4	46	0	30
GATEWOOD, Joey	2	79	0	43
CHUKWUMEZIE, S.	2	68	1	55
DORSEY, Tommie	2	5	0	6
KEMPTON, M.	1	7	0	7
STINSON, Nate	1	4	0	4
CAMPIOTTI, Gino	1	3	0	3
LOGAN, Joe	1	-1	0	0
Totals	20	351	3	62

Punting	No.	Yds	Avg	Long	In20	TB
ARNSON, DJ	5	225	45.0	49	2	0
Totals	5	225	45.0	49	2	0

Returns	No	Yds	Lg
---------	----	-----	----



## GAME 5: #7/11 MONTANA STATE 49, NAU 31

Northern Arizona (2-3,0-1) vs. Montana State (4-1,1-0)  
 Date: Sep 28, 2019 • Site: Bozeman, Montana • Stadium: Bobcat Stadium  
 Attendance: 19257

Score by Quarters	1	2	3	4	Total
Northern Arizona	14	14	3	0	31
Montana State	0	14	7	28	49

Qtr	Time	Scoring Play	V-H
1st	07:29	NAU - POWELL, Taylor 29 yd interception return (AGUILAR, Luis kick)	7 - 0
	02:25	NAU - LOGAN, Joe 3 yd run (AGUILAR, Luis kick), 10-80 2:53	14 - 0
2nd	11:44	NAU - JOHNSON, H. 23 yd pass from COOKUS, Case (AGUILAR, Luis kick), 7-56 2:46	21 - 0
	02:42	MSU - JONSEN, Travis 14 yd run (BAILEY, Tristan kick), 1-14 0:05	21 - 7
	01:49	MSU - STEEL, Coy 49 yd pass from ROVIG, Tucker (BAILEY, Tristan kick), 1-49 0:08	21 - 14
	00:31	NAU - CHUKWUMEZIE, S. 8 yd run (AGUILAR, Luis kick), 7-85 1:12	28 - 14
3rd	11:28	NAU - AGUILAR, Luis 46 yd field goal, 5-5 1:41	31 - 14
	10:09	MSU - ROVIG, Tucker 0 yd fumble recovery (BAILEY, Tristan kick), 7-64 1:19	31 - 21
4th	11:42	MSU - ANDERSEN, Troy 2 yd run (BAILEY, Tristan kick), 16-90 6:13	31 - 28
	07:59	MSU - JONSEN, Travis 2 yd run (BAILEY, Tristan kick), 7-89 2:38	31 - 35
	07:35	MSU - PERRY, Shane 15 yd run (BAILEY, Tristan kick), 2-20 0:18	31 - 42
	02:03	MSU - PERRY, Shane 5 yd run (BAILEY, Tristan kick), 8-33 4:56	31 - 49

Kickoff time: 1:07 pm • End of Game: 4:47 pm • Total elapsed time: 3:40 hrs  
 Officials: Referee: Bruce Bondi; Umpire: David Reyes; Linesman: Ben Keller;  
 Line judge: Ken Wolf; Back judge: Phil Solis; Field judge: Brian Beck;  
 Side judge: Kevin Rathbun;  
 Temperature: 39F • Wind: E 5-25 • Weather: rainy, coming snow

Rushing									
No.	Gain	Loss	Net	TD	Lg	Avg			
LOGAN, Joe	19	85	2	83	1	20	4.4		
STINSON, Nate	6	67	1	66	0	37	11.0		
PORTER, Brandon	1	9	0	9	0	9	9.0		
CHUKWUMEZIE, S.	1	8	0	8	1	8	8.0		
COOKUS, Case	1	1	0	1	0	1	1.0		
WUDTTE, Keondre	2	0	3	-3	0	-1.5			
Totals	30	170	6	164	2	37	5.5		

Passing									
No.	C-A-I	Yds	TD	Long	Sack				
COOKUS, Case	26-50-1	273	1	28	0				
Totals	26-50-1	273	1	28	0				

Receiving										
No.	Yards	TD	Long							
GATEWOOD, Joey	8	96	0	22						
PORTER, Brandon	8	75	0	24						
JOHNSON, H.	5	52	1	24						
CHUKWUMEZIE, S.	5	50	0	28						
Totals	26	273	1	28						

Punting										
No.	Yds	Avg	Long	In20	TB					
ARNSON, DJ	11	418	38.0	55	3	0				
Totals	11	418	38.0	55	3	0				

Punt Returns									
No.	Yds	Lg	No Yds	Lg	No Yds	Lg			
POWELL, Taylor	0	0	0	0	1	29	29		
LOGAN, Joe	0	0	0	1	15	15	0		
MPUNGI, Jacob	0	0	0	1	15	15	0		
STINSON, Nate	0	0	0	3	29	14	0		
Totals	0	0	0	5	59	15	1	29	

Field goals										
Qtr	Time	Dist	Result							
AGUILAR, Luis	3rd	11:28	46 yds	Good						

Kickoffs										
No.	Yards	Avg	TB	OB						
AGUILAR, Luis	6	343	57.2	3	0					

All-purpose										
Run	Rcv	KR	PR	IR	Total					
LOGAN, Joe	83	0	15	0	0	98				
GATEWOOD, Joey	0	96	0	0	0	96				
STINSON, Nate	66	0	29	0	0	95				
PORTER, Brandon	9	75	0	0	0	84				

FUMBLES: Northern Arizona-STINSON, Nate 1-1; Montana State-ALLEYNE, Jahque 1-1; JONES, Logan 1-1; SUMNER, Lane 1-0.

## GAME 6: NAU 41, NORTHERN COLORADO 23

Northern Colorado (1-5,1-1) vs. Northern Arizona (3-3,1-1)  
 Date: Oct 05, 2019 • Site: Flagstaff, Ariz. • Stadium: Walkup Skydome  
 Attendance: 10026

Score by Quarters	1	2	3	4	Total
Northern Colorado	3	10	7	3	23
Northern Arizona	0	10	24	7	41

Qtr	Time	Scoring Play	V-H
1st	06:28	NC - Ben Raybon 37 yd field goal, 5-17 1:03	3 - 0
2nd	14:52	NC - Ben Raybon 32 yd field goal, 13-69 5:24	6 - 0
	02:10	NAU - JOHNSON, H. 47 yd pass from COOKUS, Case (AGUILAR, Luis kick), 4-66 1:28	6 - 7
	00:29	NC - Willie Fairman 16 yd pass from Jacob Knipp (Ben Raybon kick), 6-75 1:41	13 - 7
	00:00	NAU - AGUILAR, Luis 57 yd field goal, 5-35 0:29	13 - 10
3rd	14:46	NC - Noah Sarria 75 yd pass from Jacob Knipp (Ben Raybon kick), 2-75 0:14	20 - 10
	14:14	NAU - PORTER, Brandon 61 yd pass from COOKUS, Case (AGUILAR, Luis kick), 2-75 0:32	20 - 17
	10:05	NAU - CHUKWUMEZIE, S. 51 yd pass from COOKUS, Case (AGUILAR, Luis kick), 3-80 1:12	20 - 24
	06:26	NAU - PORTER, Brandon 61 yd pass from COOKUS, Case (AGUILAR, Luis kick), 7-50 2:07	20 - 31
	00:23	NAU - AGUILAR, Luis 31 yd field goal, 11-78 3:52	20 - 34
4th	11:57	NC - Ben Raybon 23 yd field goal, 10-69 3:26	23 - 34
	06:26	NAU - FRENCH-LOVE, C. 14 yd pass from COOKUS, Case (AGUILAR, Luis kick), 12-75 5:31	23 - 41

Kickoff time: 4:06 pm • End of Game: 7:22 pm • Total elapsed time: 3:16  
 Officials: Referee: Kelly Holman; Umpire: T. Pontarelli; Linesman: Dwayne Johnson;  
 Line judge: Justin Robinson; Back judge: Chris Swank; Field judge: Bill Robers;  
 Side judge: Richard Hanna;

Rushing									
No.	Gain	Loss	Net	TD	Lg	Avg			
Milo Hall	21	50	4	46	0	12	2.2		
Julien Ison	2	5	0	5	0	1	2.5		
Jacob Knipp	8	26	45	-19	0	11	-2.4		
Totals	31	81	49	32	0	12	1.0		

Passing									
No.	C-A-I	Yds	TD	Long	Sack				
Jacob Knipp	31-49-1	411	2	75	5				
Totals	31-49-1	411	2	75	5				

Receiving										
No.	Yards	TD	Long							
Willie Fairman	8	102	1	26						
Noah Sol	5	54	0	17						
Noah Sarria	4	121	1	75						
Sam Flowers	4	47	0	19						
Jaren Mitchell	3	39	0	30						
Milo Hall	3	26	0	12						
Dontay Warren	2	12	0	6						
De Tuan Williams	1	10	0	10						
Chase Lanckriet	1	0	0	0						
Totals	31	411	2	75						

Punting										
No.	Yds	Avg	Long	In20	TB					
Noah Sol	7	284	40.6	58	1	1				
Totals	7	284	40.6	58	1	1				

Punt Returns									
No.	Yds	Lg	No Yds	Lg	No Yds	Lg			
ALBERT, Daego	2	13	0	0	0	0	0		
LANGTON, Riley	2	-13	0	0	0	0	0		
Totals	2	-13	0	0	0	0	0		

Field goals										
Qtr	Time	Dist	Result							
Ben Raybon	1st	06:28	37 yards	Good						
Ben Raybon	2nd	14:52	32 yards	Good						
Ben Raybon	4th	11:57	23 yards	Good						

Kickoffs										
No.	Yards	Avg	TB	OB						
Patrick Nassiat	6	390	65.0	6	0					

All-purpose										
Run	Rcv	KR	PR	IR	Total					
Noah Sarria	0	121	0	0	0	121				
Willie Fairman	0	102	0	0	0	102				
Milo Hall	46	26	0	0	0	72				
Noah Sol	0	54	0	0	0	54				

FUMBLES: Northern Colorado-Julien Ison 1-0; Jacob Knipp 1-0. Northern Arizona-LANGTON, Riley 2-1.



# 2019 NAU LUMBERJACK FOOTBALL GAME NOTES

## GAME 7: #4/5 WEBER STATE 51, NAU 28

Northern Arizona (3-4,1-2) vs. Weber State (5-2,3-0)  
Date: Oct 19, 2019 • Site: Ogden, Utah • Stadium: Stewart Stadium  
Attendance: 4421

Score by Quarters	1	2	3	4	Total
Northern Arizona	7	14	0	7	28
Weber State	7	7	16	21	51

Qtr	Time	Scoring Play	V-H
1st	14:16	WSU - DAVIS, Josh 54 yd run (TUTTLE, Trey kick), 2-75 0:44	0 - 7
	06:46	NAU - CHUKWUMEZIE, S. 63 yd pass from COOKUS, Case (AGUILAR, Luis kick), 2-66 0:43	7 - 7
2nd	13:30	WSU - DAVIS, Josh 44 yd run (TUTTLE, Trey kick), 1-44 0:09	7 - 14
	10:08	NAU - JOHNSON, H. 12 yd pass from COOKUS, Case (AGUILAR, Luis kick), 2-21 0:26	14 - 14
	00:34	NAU - CHUKWUMEZIE, S. 94 yd pass from COOKUS, Case (AGUILAR, Luis kick), 1-94 0:12	21 - 14
3rd	10:56	WSU - TUTTLE, Trey 32 yd field goal, 7-58 2:57	21 - 17
	06:58	WSU - DAVIS, Josh 3 yd run (TUTTLE, Trey kick), 6-34 2:56	21 - 24
	02:29	WSU - JACKSON, Kris 8 yd run (LLOYD, Doug rush failed), 6-73 2:49	21 - 30
4th	14:50	NAU - JOHNSON, H. 44 yd pass from COOKUS, Case (AGUILAR, Luis kick), 9-75 2:39	28 - 30
	10:47	WSU - JACKSON, Kris 5 yd run (TUTTLE, Trey kick), 10-62 3:57	28 - 37
	09:10	WSU - DAVIS, Josh 1 yd run (TUTTLE, Trey kick), 4-13 1:21	28 - 44
	05:58	WSU - JACKSON, Kris 27 yd run (TUTTLE, Trey kick), 4-34 2:09	28 - 51

Kickoff time: 2:05 pm • End of Game: 5:10 • Total elapsed time: 3:05  
Officials: Referee: Gregg Wilson; Umpire: Will Robbins; Linesman: Terry White;  
Line judge: Jeff Isham; Back judge: Spencer Mumford; Field judge: Mike Bezner;  
Side judge: Matt Williams;  
Temperature: 50 • Wind: s 15mph • Weather: Cloudy, rain

Rushing	No.	Gain	Loss	Net	TD	Lg	Avg
LOGAN, Joe	11	25	5	20	0	7	1.8
PORTER, Brandon	2	15	0	15	0	8	7.5
CHUKWUMEZIE, S.	1	2	0	2	0	2	2.0
COOKUS, Case	7	33	43	-10	0	25	-1.4
BEEMILLER, He.	1	0	11	-11	0	0	-11.0
<b>Totals</b>	<b>22</b>	<b>75</b>	<b>59</b>	<b>16</b>	<b>0</b>	<b>25</b>	<b>0.7</b>

Rushing	No.	Gain	Loss	Net	TD	Lg	Avg
DAVIS, Josh	34	328	0	328	4	54	9.6
JACKSON, Kris	22	113	2	111	3	27	5.0
TEAM	2	0	0	0	0	0	0.0
<b>Totals</b>	<b>58</b>	<b>441</b>	<b>2</b>	<b>439</b>	<b>7</b>	<b>54</b>	<b>7.6</b>

Passing	C-A-I	Yds	TD	Long	Sack
COOKUS, Case	20-34-0	359	4	94	3
BEEMILLER, He.	0-0-0	0	0	0	1
<b>Totals</b>	<b>20-34-0</b>	<b>359</b>	<b>4</b>	<b>94</b>	<b>4</b>

Passing	C-A-I	Yds	TD	Long	Sack
CONSTANTINE, Jake	17-29-1	173	0	22	0
WEISSER, Kylan	0-1-0	0	0	0	0
<b>Totals</b>	<b>17-30-1</b>	<b>173</b>	<b>0</b>	<b>22</b>	<b>0</b>

Receiving	No.	Yards	TD	Long
PORTER, Brandon	7	73	0	20
LOGAN, Joe	4	25	0	9
CHUKWUMEZIE, S.	3	167	2	94
JOHNSON, H.	3	65	2	44
OWEN, Coleman	2	19	0	20
WORTHY, Brandon	1	10	0	10
<b>Totals</b>	<b>20</b>	<b>359</b>	<b>4</b>	<b>94</b>

Receiving	No.	Yards	TD	Long
AMES, David	5	59	0	22
COOLEY, Devon	5	57	0	21
MALONE, Justin	4	27	0	14
MEACHAM, Hayden	1	14	0	14
MACPHERSON, Ty	1	14	0	14
JACKSON, Kris	1	2	0	2
<b>Totals</b>	<b>17</b>	<b>173</b>	<b>0</b>	<b>22</b>

Punting	No.	Yds	Avg	Long	In20	TB
ARNSON, DJ	8	360	45.0	56	3	0
<b>Totals</b>	<b>8</b>	<b>360</b>	<b>45.0</b>	<b>56</b>	<b>3</b>	<b>0</b>

Punting	No.	Yds	Avg	Long	In20	TB
LLOYD, Doug	2	82	41.0	55	2	0
<b>Totals</b>	<b>2</b>	<b>82</b>	<b>41.0</b>	<b>55</b>	<b>2</b>	<b>0</b>

Returns	Punt	Kickoff	Intercept					
No.	Yds	Lg	No.	Yds	Lg	No.	Yds	Lg
LOGAN, Joe	0	0	0	10	10	0	0	0
BEEMILLER, Ha.	0	0	0	14	14	0	0	0
ALDRIDGE, A.	0	0	0	14	14	0	0	0
<b>Totals</b>	<b>0</b>	<b>0</b>	<b>0</b>	<b>24</b>	<b>14</b>	<b>1</b>	<b>0</b>	<b>0</b>

Returns	Punt	Kickoff	Intercept					
No.	Yds	Lg	No.	Yds	Lg	No.	Yds	Lg
HADLEY, Haze	4	46	18	0	0	0	0	0
JONES, Dave	0	0	0	19	19	0	0	0
TESCH, Auston	0	0	0	19	19	0	0	0
<b>Totals</b>	<b>4</b>	<b>46</b>	<b>18</b>	<b>2</b>	<b>38</b>	<b>19</b>	<b>0</b>	<b>0</b>

Field goals	Qtr	Time	Dist	Result
TUTTLE, Trey	3rd	10:56	32 yards	Good

Field goals	Qtr	Time	Dist	Result
TUTTLE, Trey	3rd	10:56	32 yards	Good

Kickoffs	No.	Yards	Avg	TB	OB
AGUILAR, Luis	5	300	60.0	2	1

Kickoffs	No.	Yards	Avg	TB	OB
TUTTLE, Trey	6	332	55.3	2	0
ERICKSON, Riley	3	145	48.3	1	0

All-purpose	Run	Rcv	KR	PR	IR	Total
CHUKWUMEZIE, S.	2	167	0	0	0	169
PORTER, Brandon	15	73	0	0	0	88
JOHNSON, H.	0	65	0	0	0	65
LOGAN, Joe	20	25	10	0	0	55

All-purpose	Run	Rcv	KR	PR	IR	Total
DAVIS, Josh	328	0	0	0	0	328
JACKSON, Kris	111	2	0	0	0	113
AMES, David	0	59	0	0	0	59
COOLEY, Devon	0	57	0	0	0	57

FUMBLES: Northern Arizona-COOKUS, Case 2-1; LOGAN, Joe 1-1; OWEN, Coleman 1-0. Weber State-DAVIS, Josh 1-1.

#	Northern Arizona	Solo	Ast	Total	Sacks-Yds	TFL-Yds	FF	FR-Yds	Int-Yds	BrUp	Blks	QBH
35	HARDIMAN, B.	6	5	11	-	-	-	-	-	-	-	-
29	DORSEY, Khalil	7	2	9	-	-	1	-	-	-	-	-
30	COOK, Jalen	4	5	9	-	-	-	-	-	-	-	-
23	BARRY, Brian	4	3	7	-	-	-	-	-	1	-	-
5	LAMETA, Heston	4	3	7	-	-	-	-	-	-	-	-
52	MITCHELL, K.	4	2	6	-	-	-	-	-	-	-	-
48	BEEMILLER, Ha.	3	2	5	-	-	-	-	1-0	-	-	-
38	PARRISH, Cejai	2	3	5	-	-	-	-	-	-	-	-
37	TAUANU, Jaden	2	2	4	-	-	-	-	-	-	-	-
50	JULES, Chris	2	2	4	-	-	-	-	-	-	-	-
55	JOSEPH, E.	1	3	4	-	-	-	-	-	-	-	-
1	TAYLOR, Carson	0	4	4	-	-	-	-	-	-	-	-
36	KWETE, Eloi	1	2	3	-	-	1-0	-	-	-	-	-
38	WILSON, Jhasi	1	2	3	-	-	-	-	-	-	-	-
90	ANDREWS, Aaron	1	2	3	-	-	-	-	-	-	-	-
91	LOLOHEA, J.	1	1	2	-	-	-	-	-	-	-	-
40	COLEMAN, Cody	1	1	2	-	-	-	-	-	-	-	-
54	GAMMAGE, D.	0	2	2	-	-	-	-	-	-	-	-
26	PERKINS, Nate	1	0	1	-	-	-	-	-	-	-	-
6	WORTHY, Brandon	1	0	1	-	-	-	-	-	-	-	-
32	BLITZKE, Andrew	1	0	1	-	-	-	-	-	-	-	-
47	WALLACE, D.	0	1	1	-	-	-	-	-	-	-	-
99	HOOPER, Jalen	0	1	1	-	-	-	-	-	-	-	-
<b>Totals</b>	<b>47</b>	<b>48</b>	<b>95</b>	<b>0-0-0</b>	<b>0-0-0</b>	<b>1</b>	<b>1-0</b>	<b>1-0</b>	<b>2</b>	<b>0</b>	<b>0</b>	<b>0</b>

#	Weber State	Solo	Ast	Total	Sacks-Yds	TFL-Yds	FF	FR-Yds	Int-Yds	BrUp	Blks	QBH
5	HECKARD, Eddie	5	1	6	1.0-11	2.0-12	1	-	-	-	-	-
91	SCHIESS, Jared	2	3	5	-	1.0-1	-	-	-	-	-	-
9	RODRIGUEZ, Adam	2	3	5	1.0-8	1.0-8	-	-	-	-	-	-
13	VAEA, Noah	1	4	5	-	-	1-0	-	-	-	-	-
21	ANDERSON, Maxwell	3	1	4	-	-	-	-	-	-	-	-
2	COLLINS, Marque	2	2	4	-	-	-	-	-	-	-	-
7	SMITH, Preston	3	0	3	-	1.0-4	2	-	-	-	1	-
24	HARRIS, JaKobe	2	1	3	-	-	-	-	-	-	-	-
44	TARLUS, George	2	0	2	2.0-23	2.0-23	-	-	-	-	-	-
93	LAPUAHO, Sione	1	1	2	-	1.0-3	-	-	-	-	-	-
1	JONES, Dave	1	0	1	-	-	-	-	-	-	-	-
92	TUPUOLA, Kawika	1	0	1	-	1.0-4	-	-	-	-	-	-
55	LAVAKA, Sherwin	1	0	1	-	-	-	-	-	-	-	-
46	TAUFALELE, B.J.	1	0	1	-	-	-	-	-	-	-	-
49	SESSIONS, Aaron	1	0	1	-	-	-	-	-	-	-	-
94	WILLIAMS, Jonah	0	1	1	-	-	-	-	-	1	-	1
35	MORTENSEN, Conner	0	1	1	-	-	-	-	-	-	-	-
18	GARRETT, Kamden	0	0	0	-	-	-	-	-	1	-	-
50	PALAUNI, Jayden	0	0	0	-	-	1-0	-	-	-	-	-
<b>Totals</b>	<b>28</b>	<b>18</b>	<b>46</b>	<b>4.0-42</b>	<b>9.0-55</b>	<b>3</b>	<b>2-0</b>	<b>0-0</b>	<b>2</b>	<b>0</b>	<b>2</b>	<b>2</b>

## GAME 8: NAU 31, PORTLAND STATE 29

Portland State (5-4,3-2) vs. NAU (4-4,2-2)  
Date: Oct 26, 2019 • Site: Flagstaff, Ariz. • Stadium: Walkup Skydome  
Attendance: 7324

Score by Quarters	1	2	3	4	Total
Portland State	0	9	11	9	29
NAU	14	7	7	3	31

Qtr	Time	Scoring Play	V-H
1st	10:49	NAU - JOHNSON, H. 62 yd pass from COOKUS, Case (AGUILAR, Luis kick), 5-86 1:32	0 - 7
	05:19	NAU - LOGAN, Joe 15 yd run (AGUILAR, Luis kick), 7-68 2:54	0 - 14
2nd	14:08	PSU - WILLIAMS, Cody 48 yd field goal, 13-44 6:11	3 - 14
	12:17	PSU - WILLIAMS, Cody 45 yd field goal, 4-3 0:59	6 - 14
	05:57	PSU - WILLIAMS, Cody 33 yd field goal, 8-39 4:05	9 - 14
	02:05	NAU - LOGAN, Joe 4 yd run (AGUILAR, Luis kick), 11-60 3:45	9 - 21
3rd	12:45	NAU - CAMPIOTTI, Gino 27 yd pass from COOKUS, Case (AGUILAR, Luis kick), 5-75 2:15	9 - 28
	11:07	PSU - HOFFMAN, Sirgeo 1 yd run (HOFFMAN, Sirgeo rush), 4-75 1:38	17 - 28
	04:52	PSU - WILLIAMS, Cody 40 yd field goal, 10-55 5:22	20 - 28
4th	10:07	PSU - WALKER, Malik 1 yd run (ALEXANDER, Davis pass failed), 11-90 4:38	26 - 28
	01:26	PSU	

# 2019 NAU LUMBERJACK FOOTBALL GAME NOTES



## GAME 9: NAU 38, EASTERN WASHINGTON 66

Northern Arizona (4-5,2-3) vs. Eastern Washington (4-5,3-2)  
 Date: Nov 2, 2019 • Site: Cheney, Wash. • Stadium: Roos Field  
 Attendance: 8602

Score by Quarters	1	2	3	4	Total
Northern Arizona	14	10	7	7	38
Eastern Washington	17	21	21	7	66

Qtr	Time	Scoring Play	VH
1st	13:23	NAU - LOGAN, Joe 36 yd run (AGUILAR, Luis kick), 4-70 1:37	7 - 0
	13:10	EWU - Talolo Limu-Jones 75 yd pass from Eric Barriere (Seth Harrison kick), 1-75 0:13	7 - 7
	10:39	NAU - PORTER, Brandon 8 yd pass from COOKUS, Case (AGUILAR, Luis kick), 7-25 2:24	14 - 7
	07:30	EWU - Seth Harrison 27 yd field goal, 11-66 3:09	14 - 10
	03:32	EWU - Antoine Custer Jr. 3 yd run (Seth Harrison kick), 6-90 2:05	14 - 17
2nd	13:59	EWU - Antoine Custer Jr. 1 yd run (Seth Harrison kick), 10-89 3:32	14 - 24
	09:23	EWU - Antoine Custer Jr. 36 yd run (Seth Harrison kick), 6-55 1:47	14 - 31
	07:04	NAU - LOGAN, Joe 2 yd run (AGUILAR, Luis kick), 7-68 2:11	21 - 31
	03:46	EWU - Tamarick Pierce 9 yd run (Seth Harrison kick), 9-65 3:18	21 - 38
	00:00	NAU - AGUILAR, Luis 22 yd field goal, 13-60 3:42	24 - 38
3rd	12:26	EWU - Eric Barriere 19 yd run (Seth Harrison kick), 9-75 2:34	24 - 45
	10:48	NAU - PORTER, Brandon 22 yd pass from COOKUS, Case (AGUILAR, Luis kick), 5-64 1:32	31 - 45
	05:43	EWU - Jayce Gilder 3 yd pass from Eric Barriere (Seth Harrison kick), 6-49 1:27	31 - 52
	02:27	EWU - Andrew Katzenberger 77 yd fumble recovery (Seth Harrison kick)	31 - 59
4th	13:27	NAU - LOGAN, Joe 2 yd run (AGUILAR, Luis kick), 11-52 4:00	38 - 59
	11:16	EWU - Jayson Williams 22 yd pass from Eric Barriere (Seth Harrison kick), 5-57 2:01	38 - 66

Kickoff time: 1:06 pm • End of Game: 4:08 • Total elapsed time: 3:08  
 Officials: Referee: Jim Crowley; Umpire: C. Butterfield; Linesman: Noel Kulbeck;  
 Line judge: Brian Davis; Back judge: Scott Zellmer; Field judge: Quentin Brooks;  
 Side judge: Aaron Hochuli;  
 Temperature: 49 • Wind: ENE 4mph • Weather: mostly sunny

Rushing	No.	Gain	Loss	Net	TD	Lg	Avg
LOGAN, Joe	23	120	0	120	3	36	5.2
ROBINSON, Georg	4	9	3	6	0	6	1.5
BEEMILLER, He	2	6	1	5	0	6	2.5
PORTER, Brandon	1	0	1	-1	0	0	-1.0
COOKUS, Case	2	0	18	-18	0	0	-9.0
Totals	32	135	23	112	3	36	3.5

Passing	C-A-I	Yds	TD	Long	Sack
COOKUS, Case	3-0-0	386	2	29	0
BEEMILLER, He	1-4-0	29	0	29	0
Totals	31-50-0	385	2	43	1

Rushing	No.	Gain	Loss	Net	TD	Lg	Avg
Antoine Custer Jr.	13	139	0	139	3	50	10.7
Eric Barriere	10	101	0	101	1	19	10.1
Tamarick Pierce	4	30	0	30	1	13	7.5
Micah Smith	8	22	2	20	0	11	2.5
Silas Perriah	5	15	0	15	0	8	3.0
Johnny Edwards IV	1	5	0	5	0	5	5.0
Gunner Talkington	1	4	0	4	0	4	4.0
Team	1	0	2	-2	0	0	-2.0
Totals	43	316	4	312	5	50	7.3

Passing	C-A-I	Yds	TD	Long	Sack
Eric Barriere	29-38-0	367	3	75	0
Gunner Talkington	2-3-0	7	0	7	0
Johnny Edwards IV	1-1-0	20	0	20	0
Totals	32-42-0	394	3	75	0

Rushing	No.	Gain	Loss	Net	TD	Lg	Avg
Talolo Limu-Jones	8	147	1	146	1	75	18.3
Jayson Williams	6	86	1	85	1	31	14.2
Jayce Gilder	5	43	1	42	1	19	8.4
Johnny Edwards IV	5	31	0	31	0	14	6.2
Freddie Robinson	3	34	0	34	0	28	11.3
Antoine Custer Jr.	2	18	0	18	0	14	9.0
Anthony Stell Jr.	2	15	0	15	0	8	7.5
Eric Barriere	1	20	0	20	0	20	20.0
Totals	32	394	3	391	3	75	12.2

Rushing	No.	Gain	Loss	Net	TD	Lg	Avg
Marlon Jones Jr.	0	0	0	0	0	0	0
Nick Kolich	1	26	26	0	0	26	0
Totals	1	26	26	0	0	26	0

Punting	No.	Yds	Avg	Long	In20	TB
ARNISON, DJ	2	114	57.0	58	2	0
Totals	2	114	57.0	58	2	0

Returns	No.	Yds	Lg	TD	Int	Intcpt
CASTILLO, J.	0	0	0	0	0	0
BLITZKE, Andrew	0	0	0	0	0	0
OWEN, Coleman	0	0	0	0	0	0
POWELL, Jorim	0	0	0	0	0	0
MPUNGI, Jacob	0	0	0	0	0	0
Totals	0	0	0	0	0	0

Field goals	Qtr	Time	Dist	Result
AGUILAR, Luis	2nd	00:00	22 yards	Good

Kickoffs	No.	Yards	Avg	TB	OB
AGUILAR, Luis	6	349	58.2	3	1

All-purpose	Run	Rcv	KR	PR	IR	Total
LOGAN, Joe	120	78	0	0	0	198
PORTER, Brandon	-1	111	0	0	0	110
OWEN, Coleman	0	98	0	0	0	98
POWELL, Jorim	0	75	0	0	0	75

All-purpose	Run	Rcv	KR	PR	IR	Total
Antoine Custer Jr.	139	18	0	0	0	157
Talolo Limu-Jones	101	20	0	0	0	121
Eric Barriere	101	20	0	0	0	121
Jayson Williams	86	0	0	0	0	86

Fumbles	Player	Lost	Recovered
LOGAN, Joe	1	1	0
COOKUS, Case	1	1	0
Eastern Washington	1	1	0

#	Northern Arizona	Solo	Asst	Total	Sacks-Yds	TFL-Yds	FF	FR-Yds	Int-Yds	BrUp	Blks	QBH
29	DORSEY, Khalil	6	4	10	-	-	-	-	-	4	-	-
12	SWEENEY, A.	5	4	9	-	-	-	-	-	-	-	-
52	MITCHELL, K.	5	4	9	-	-	-	-	-	-	-	-
23	BARRY, Brian	4	3	7	-	-	-	-	-	1	-	-
38	PARRISH, Cejal	4	2	6	-	-	-	-	-	-	-	-
32	BLITZKE, Andrew	2	4	6	-	-	-	-	-	-	-	-
50	JULES, Chris	1	5	6	-	-	-	-	-	-	-	-
24	ALBERT, Diego	4	1	5	-	-	-	-	-	-	-	-
35	HARDIMAN, B.	2	3	5	-	-	-	-	-	-	-	-
90	ANDREWS, Aaron	2	3	5	-	-	-	-	-	-	-	-
36	KWETE, Eloi	1	4	5	-	-	-	-	-	-	-	-
48	BEEMILLER, He	2	2	4	-	-	-	-	-	-	-	-
50	LAMETA, Heston	1	2	3	-	-	-	-	-	-	-	-
97	KNOX, Jalen	1	0	1	-	-	-	-	-	-	-	-
41	AGUILAR, Luis	1	0	1	-	-	-	-	-	-	-	-
37	TALIANJU, Jaden	1	0	1	-	-	-	-	-	-	-	-
1	TAYLOR, Carson	0	0	0	-	-	-	-	-	-	-	-
Totals		42	40	82	0-0	4-4	0	0-0	0-0	5	0	2

#	Eastern Washington	Solo	Asst	Total	Sacks-Yds	TFL-Yds	FF	FR-Yds	Int-Yds	BrUp	Blks	QBH
3	Jack Sandelbach	4	5	9	-	-	-	-	-	1	-	-
23	Dehonta Hayes	4	5	9	-	-	-	-	-	-	-	-
27	Kedrick Johnson	3	5	8	-	-	-	-	-	-	-	-
41	Trevor Davis Jr.	3	5	8	10-1	-	-	-	-	-	-	-
25	Calin Crner	2	4	6	-	-	-	-	-	-	-	-
39	Justin Patterson	3	3	6	-	-	-	-	-	-	-	-
14	Darrien Sampson	3	2	5	-	-	-	-	-	-	-	-
7	Tre Weed	3	2	5	-	-	-	-	-	-	-	-
72	Keith Moore	2	3	5	-	-	-	-	-	-	-	-
49	Jim Townsend	1	4	5	-	-	-	-	-	-	-	-
4	Dylan Ledbetter	2	2	4	-	-	-	-	-	-	-	-
99	Caleb Davis	0	4	4	-	-	-	-	-	-	-	-
38	Joe Lang	1	2	3	-	-	-	-	-	-	-	-
83	Seth Harrison	1	1	2	-	-	-	-	-	-	-	-
53	Joshua Jerome	1	1	2	-	-	-	-	-	-	-	-
93	Trenton Harris	0	2	2	-	-	-	-	-	-	-	-
35	Jordan White	1	0	1	-	-	-	-	-	-	-	-
21	Dean Sise	1	0	1	-	-	-	-	-	-	-	-
45	Tamir Hill	1	0	1	-	-	-	-	-	-	-	-
5	Michael Johnson	0	1	1	-	-	-	-	-	-	-	-
50	Emmanuel Osucha	0	1	1	-	-	-	-	-	-	-	-
96	Darnell Hogan	0	1	1	-	-	-	-	-	-	-	-
98	Soli Paleso	0	1	1	-	-	-	-	-	-	-	-
96	Andrew Katzenberger	0	0	0	-	-	-	-	-	-	-	-
32	Brad Alexander	0	0	0	-	-	-	-	-	-	-	-
Totals		36	56	92	10-1	9-13	1	2-77	0-0	6	0	7

## GAME 10: NAU 34, #8/8 SACRAMENTO STATE 38

Sacramento State (7-3,5-1) vs. NAU (4-6,2-4)  
 Date: Nov 09, 2019 • Site: Flagstaff, Ariz. • Stadium: Walkup Skydome  
 Attendance: 4257

Score by Quarters	1	2	3	4	Total
Sacramento State	14	3	7	14	38
NAU	0	17	0	17	34

Qtr	Time	Scoring Play	V-H
1st	10:15	SAC - MARTIN, Marshal 63 yd pass from DUNNIWAY, Jake (MEDEIROS, Devon kick), 6-89 2:40	7 - 0
	05:25	SAC - MARTIN, Marshal 14 yd pass from DUNNIWAY, Jake (MEDEIROS, Devon kick), 8-80 3:15	14 - 0
2nd	11:16	NAU - LOGAN, Joe 1 yd run (AGUILAR, Luis kick), 7-24 2:29	14 - 7
	06:04	SAC - MEDEIROS, Devon 41 yd field goal, 12-51 5:12	17 - 7
	04:57	NAU - LOGAN, Joe 51 yd run (AGUILAR, Luis kick), 3-75 1:07	17 - 14
	00:08	NAU - AGUILAR, Luis 44 yd field goal, 5-25 0:25	17 - 17
3rd	11:26	SAC - PERKINSON, BJ 7 yd run (MEDEIROS, Devon kick), 8-75 3:34	24 - 17
4th	13:51	NAU - CHUKWUMEZIE, S. 73 yd pass from COOKUS, Case (AGUILAR, Luis kick), 1-73 0:10	24 - 24
	08:38	NAU - AGUILAR, Luis 54 yd field goal, 9-54 3:34	24 - 2



## GAME 11: NAU 30, SOUTHERN UTAH 31

Northern Arizona (4-7,2-5) vs. Southern Utah (3-8,2-5)  
 Date: Nov 16, 2019 • Site: Cedar City, Utah • Stadium: Eccles Coliseum  
 Attendance: 3711

Score by Quarters	1	2	3	4	Total
Northern Arizona	3	17	7	3	30
Southern Utah	3	14	14	0	31

Qtr	Time	Scoring Play	V-H
1st	08:15	SUU - BERZ, Manny 24 yd field goal, 13-68 6:45	0 - 3
	03:03	NAU - AGUILAR, Luis 36 yd field goal, 13-52 5:05	3 - 3
2nd	14:54	NAU - PORTER, Brandon 31 yd pass from COOKUS, Case (AGUILAR, Luis kick), 5-58 1:16	10 - 3
	13:07	SUU - DUCKETT, Thomas 44 yd pass from HELBIG, Chris (SASAOKA, Kekoa kick), 4-64 1:38	10 - 10
	10:13	NAU - COOKUS, Case 20 yd run (AGUILAR, Luis kick), 9-75 2:49	17 - 10
	05:34	SUU - DUCKETT, Thomas 7 yd run (SASAOKA, Kekoa kick), 9-58 4:30	17 - 17
	01:57	NAU - AGUILAR, Luis 20 yd field goal, 13-73 3:37	20 - 17
3rd	05:49	SUU - DAVIS, Karris 11 yd run (SASAOKA, Kekoa kick), 11-90 5:06	20 - 24
	03:41	NAU - ROBINSON, Georg 9 yd run (AGUILAR, Luis kick), 7-69 2:01	27 - 24
	01:33	SUU - DUCKETT, Thomas 54 yd run (SASAOKA, Kekoa kick), 5-75 2:08	27 - 31
4th	12:41	NAU - AGUILAR, Luis 46 yd field goal, 9-48 3:47	30 - 31

Kickoff time: 2:05 PM • End of Game: 4:57 PM • Total elapsed time: 2:52  
 Officials: Referee: Scott Root; Umpire: Ty Druse; Linesman: Sean Burrow;  
 Line judge: Jeff Mikus; Back judge: Chris Hawkes; Field judge: Daniel Wilkins;  
 Side judge: Jeff Appelbaum;  
 Temperature: 61F • Wind: NW 8MPH • Weather: Sunny and clear

Rushing	No.	Gain	Loss	Net	TD	Lg	Avg
ROBINSON, Georg	12	91	0	91	1	61	7.6
LOGAN, Joe	18	68	3	65	0	11	3.6
COOKUS, Case	3	20	11	9	1	20	3.0
Totals	33	179	14	165	2	61	5.0

Passing	C-A-I	Yds	TD	Long	Sack
COOKUS, Case	32-44-0	325	1	36	1
Totals	32-44-0	325	1	36	1

Receiving	No.	Yards	TD	Long
PORTER, Brandon	10	151	1	31
CHUKWUMEZIE, S.	6	74	0	36
JOHNSON, H.	6	36	0	7
LOGAN, Joe	4	33	0	20
CAMPIOTTI, Gino	3	18	0	10
LANGTON, Riley	2	8	0	4
MORGAN, Leon	1	5	0	5
Totals	32	325	1	36

Rushing	No.	Gain	Loss	Net	TD	Lg	Avg
DUCKETT, Thomas	21	132	2	130	2	54	6.2
DAVIS, Karris	9	41	3	38	1	11	4.2
LAWSON, Lance	5	26	0	26	0	11	5.2
HELBIG, Chris	6	15	7	8	0	7	1.3
TEAM	1	0	7	-7	0	-7.0	
Totals	42	214	19	195	3	54	4.6

Passing	C-A-I	Yds	TD	Long	Sack
HELBIG, Chris	22-27-0	290	1	56	1
Totals	22-27-0	290	1	56	1

Receiving	No.	Yards	TD	Long
MEASOM, Landen	6	125	0	56
DUCKETT, Thomas	5	81	1	44
MITCHELL, John	4	34	0	16
BROWN, Dallin	2	9	0	5
DAVIS, Karris	2	2	0	4
LAWSON, Lance	1	22	0	22
BAKER, Carlos	1	12	0	12
FRAMPTON, Cody	1	5	0	5
Totals	22	290	1	56

Punting	No.	Yds	Avg	Long	In20	TB
ARNISON, DJ	2	85	42.5	50	1	0
Totals	2	85	42.5	50	1	0

Punting	No.	Yds	Avg	Long	In20	TB
SCHENKS, Brando	2	102	51.0	52	2	0
Totals	2	102	51.0	52	2	0

Returns	Punt	Kickoff	Intercept					
No	Yds	Lg	No	Yds	Lg	No	Yds	Lg
MORGAN, Leon	0	0	5	93	25	0	0	0
Totals	0	0	0	5	93	25	0	0

Returns	Punt	Kickoff	Intercept					
No	Yds	Lg	No	Yds	Lg	No	Yds	Lg
TAYLOR, Khalid	0	0	0	0	0	2	56	29
COCKETT, Judd	0	0	0	2	50	38	0	0
Totals	0	0	0	4	106	38	0	0

Field goals	Qtr	Time	Dist	Result
AGUILAR, Luis	1st	03:03	36 yards	Good
AGUILAR, Luis	2nd	01:57	20 yards	Good
AGUILAR, Luis	2nd	00:00	42 yards	Missed
AGUILAR, Luis	4th	12:41	46 yards	Good

Field goals	Qtr	Time	Dist	Result
BERZ, Manny	1st	08:15	24 yards	Good

Kickoffs	No.	Yards	Avg	TB	OB
AGUILAR, Luis	7	419	59.9	3	0

Kickoffs	No.	Yards	Avg	TB	OB
SASAOKA, Kekoa	6	365	60.8	1	0

All-purpose	Run	Rcv	KR	PR	IR	Total
PORTER, Brandon	0	151	0	0	0	151
MORGAN, Leon	0	5	93	0	0	98
LOGAN, Joe	65	33	0	0	0	98
ROBINSON, Georg	91	0	0	0	0	91

All-purpose	Run	Rcv	KR	PR	IR	Total
DUCKETT, Thomas	130	81	0	0	0	211
MEASOM, Landen	0	125	0	0	0	125
TAYLOR, Khalid	0	0	56	0	0	56
COCKETT, Judd	0	0	50	0	0	50

FUMBLES: Northern Arizona-None. Southern Utah-DAVIS, Karris 1-1; HELBIG, Chris 1-0.

#	Northern Arizona	Solo	Asst	Total	Sacks-Yds	TFL-Yds	FF	FR-Yds	Int-Yds	BrUp	Blks	QBH
35	HARDIMAN, B.	6	3	9	-	-	-	-	-	-	-	-
4B	BEEMILLER, Ha.	6	3	9	-	1.0-2	1	-	-	-	-	-
29	DORSEY, Khalil	6	1	7	-	-	-	-	-	-	-	-
52	MITCHELL, K.	5	2	7	-	-	-	-	-	-	-	-
12	SWENEY, A.	5	0	5	-	1.0-2	-	-	-	-	-	-
3	MPUNGI, Jacob	5	0	5	-	-	-	-	-	-	-	-
90	ANDREWS, Aaron	4	1	5	-	-	-	1-0	-	-	-	-
32	BLITZKE, Andrew	4	0	4	-	-	-	-	-	-	-	-
1	TAYLOR, Carson	3	1	4	-	1.0-3	-	-	-	-	-	-
23	BARRY, Brian	3	1	4	-	-	-	-	-	-	-	-
6	WORTHY, Brandon	1	3	4	-	-	-	-	-	-	-	-
42	HUNTER, J.	1	1	2	-	-	-	-	-	-	-	-
24	MCCLENDON, E.	1	0	1	-	-	-	-	-	-	-	-
47	WALLACE, D.	1	0	1	-	-	-	-	-	-	-	-
54	GAMMAGE, D.	0	1	1	-	-	-	-	-	-	-	-
41	AGUILAR, Luis	0	1	1	-	-	-	-	-	-	-	-
36	KWETE, Etol	0	1	1	-	-	-	-	-	-	-	-
5	LAMETA, Heston	0	1	1	-	-	-	-	-	-	-	-
Totals		51	20	71	0-0-0	3.0-7	1	1-0	0-0	0	0	0

#	Southern Utah	Solo	Asst	Total	Sacks-Yds	TFL-Yds	FF	FR-Yds	Int-Yds	BrUp	Blks	QBH
7	SIMS, Alex	6	3	9	-	-	-	-	-	-	-	-
11	JONES, Bishop	4	3	7	1.0-11	1.0-11	-	-	-	-	1	-
29	WARD, Roderick	5	1	6	-	-	-	-	-	-	-	-
18	STANLEY, AJ	5	1	6	-	-	-	-	-	-	-	-
8	JOHNSON, Carlton	5	1	6	-	-	-	-	-	-	-	-
55	AFATASI, Lehi	5	0	5	-	-	-	-	-	-	-	-
43	MURRAY, Quid	4	1	5	-	-	-	-	-	-	-	-
91	BEMMY, Francis	2	3	5	-	-	-	-	-	-	-	-
10	OTUKOLO, Nela	1	2	3	-	-	-	-	-	-	-	-
4	GRAY, Akili	2	0	2	-	-	-	-	-	-	-	-
35	BOLLINGBROKE, E	2	0	2	-	-	-	-	-	-	-	-
95	KRUGER, Mark	2	0	2	-	-	-	-	-	-	-	-
97	ROGERS, Greg	2	0	2	-	1.0-3	-	-	-	-	-	-
28	TAYLOR, Khalid	2	0	2	-	-	-	-	-	-	-	-
15	SCHUSTER, Gaset	2	0	2	-	-	-	-	-	-	-	-
42	NELLEMS, Aubrey	2	0	2	-	-	-	-	-	-	1	-
34	ACHEBO, Sommy	1	0	1	-	-	-	-	-	-	-	-
44	ASL, Watson	1	0	1	-	-	-	-	-	-	-	-
25	RAINEY, Antwaun	1	0	1	-	-	-	-	-	-	1	-
6	SIMS, Mike	0	1	1	-	-	-	-	-	-	-	-
96	WHITE, Mykeal	0	1	1	-	-	-	-	-	-	-	-
Totals		54	16	70	1.0-11	2.0-14	0	0-0	0-0	3	0	0

## MEDIA INFORMATION

### MEDIA OPPORTUNITIES

Head coach Chris Ball is available at the conclusion of open media practice days. Individual players may be requested at this time as well. Special requests for availability may be made to the athletics communications office.

### INTERVIEW POLICY

All player interviews must be coordinated through the athletics communications office at least 24 hours in advance. No interviews or photo shoots will be conducted on Fridays. Out-of-town media should contact the athletics communications office to make arrangements for phone interviews. Players are also available for interviews after practice, and, if prior arrangements have been made, before practice. The NAU locker room and training room are closed.

### BALL INTERVIEWS

Chris Ball and his staff are generally available for interviews weekly following during open media practice times. Contact Randy Press in the athletics communications office to coordinate all interviews.

### PRACTICE

Media availability is on select practice days. Media outlets planning to attend practice should notify the athletics communications office in advance to confirm start times and to arrange interviews.

### CREDENTIALS

The football press box, located on the west side of the Skydome, has a limited capacity. Credentials will be issued only to working media on a first-come, first-serve basis, with priority given to daily newspapers and originating radio and television crews. The press box is closed to those not involved in game coverage.

Credentials may be requested for the season or on a per-game basis. All requests should be submitted to the athletics communications office no later than Thursday at 12 p.m. MST for each home game. Credentials may be picked up at Skydome will call. No credentials will be mailed unless the request is made at least two weeks in advance.

### PHOTOGRAPHERS

Photographers and videographers are not permitted between the 25-yard lines. All media on the sidelines must wear their credentials at all times.

Due to space limits, credentials will be issued only to photographers on assignment.

Packets including game notes, flip cards and game programs will be issued before each game.

### PRESS BOX SERVICES

Regular services on game day include play-by-play, quarterly and final statistics, as well as defensive statistics. A light pregame meal will be available one hour prior to kickoff.

The NAU locker room is closed to all media. At home, postgame interviews will be held in the media room at field level on the east side of the Skydome. NAU head coach Chris Ball will begin the session followed by requested NAU players. Interview requests will be collected midway through the fourth quarter by a member of the athletics communications staff. Visiting coaches and players will be invited to the interview room as deadlines allow.

### VISITING RADIO

Visiting opponent radio stations wishing to connect via ethernet for their gameday broadcasts must notify the athletics communications department by Wednesday of game week and be able to provide the MAC address for their radio equipment in order to connect to the NAU campus network for streaming broadcasts.

### MOUNTAIN STANDARD TIME

Arizona does not move its clock ahead in the spring or back in the fall. As a result, Flagstaff time (MST) coincides with the Pacific time zone through the first Sunday in November. The rest of the season, NAU is compatible with the Mountain time zone.

### LUMBERJACKS ONLINE

Releases, statistics, rosters and breaking news are available at the athletics web site, located at [www.nauathletics.com](http://www.nauathletics.com). The Big Sky Conference web site is located at [www.bigskyconf.com](http://www.bigskyconf.com). Pluto TV will webcast all NAU games. NAU home football games can be found on Pluto TV channel 539.

*The athletics communications office is located in the press box on west side of the Walkup Skydome.*

## **NAU CAREER HIGHS**

### **LUIS AGUILAR (PK/P)**

Field Goals Made: 3 (3X last at Southern Utah • 11/16/19)  
Longest Field Goal: 57 (vs. Northern Colorado • 10/5/19)  
Longest Punt: 51 (at Montana • 11/4/17)  
Most Punts: 5 (at Montana • 11/4/17)  
Fair Catches: 2 (at Montana • 11/4/17)  
Touchbacks on Kickoff: 8 (vs. Western New Mexico • 9/14/19)

### **ARAMIS ALDRIDGE (RB)**

Rushing TDs: N/A  
Carries: 8 (at Idaho State • 9/29/18)  
Longest Rush: 35 (at Northern Colorado • 10/20/18)  
Rushing Yards: 48 (at Northern Colorado • 10/20/18)  
Receptions: 5 (at Idaho State • 9/29/18)  
Receiving Yards: 64 (vs. Western New Mexico • 9/14/19)  
Receiving TDs: 1 (vs. Weber State • 10/6/18)

### **AARON ANDREWS (DL)**

Tackles: 7 (at Idaho State • 9/29/18)  
Sacks: 2 (vs. North Dakota • 11/17/18)  
TFLs: 3.5 (vs. Weber State • 10/6/18)  
Fumble Recoveries: 1 (2X last at Southern Utah • 11/16/19)  
QB Hurry: 1 (2X last vs. Northern Colorado • 10/5/19)

### **DJ ARNSON (P)**

Longest Punt: 69 (at Portland State • 10/14/17)  
Most Punts: 11 (at Montana State • 9/28/19)  
Inside the 20: 4 (2X last vs. Sacramento State • 11/9/19)  
Fair Catches: 5 (2X last vs. Sacramento State • 11/9/19)

### **BRIAN BARRY (DB)**

Tackles: 7 (3X last vs. Sacramento State • 11/9/19)  
Forced Fumbles: 1 (at Montana State • 9/28/19)  
Fumble Recoveries: 2 (at Montana State • 9/28/19)  
TFL: 1 (vs. Northern Colorado • 10/5/19)  
Pass Breakups: 1 (at Weber State • 10/19/19)

### **HARRISON BEEMILLER (LB)**

Tackles: 9 (at Southern Utah • 11/16/19)  
QB Hurry: 1 (2X last vs. Northern Colorado • 10/5/19)  
Pass Breakups: 1 (at Montana State • 9/28/19)  
TFL: 1.0 (at Southern Utah • 11/16/19)  
Forced Fumble: 1 (2X last at Southern Utah • 11/16/19)  
Interception: 1 (at Weber State • 10/19/19)

### **CHANCELLOR BREWINGTON (WR)**

Touchdowns: 1 (2X last vs. Eastern Washington • 9/8/18)  
Receptions: 8 (vs. Sacramento State • 10/28/17)  
Receiving Yards: 119 (vs. Sacramento State • 10/28/17)  
Receiving TDs: 1 (vs. Illinois State • 10/7/17)  
Longest Reception: 45 (vs. Illinois State • 10/7/17)

### **GINO CAMPIOTTI (QB/TE)**

Pass Attempts: 31 (at Northern Colorado • 10/20/18)  
Pass Completions: 16 (at Northern Colorado • 10/20/18)  
Pass Yards: 132 (at Northern Colorado • 10/20/18)  
Longest Pass: 28 (at Northern Colorado • 10/20/18)  
Offense Yards: 151 • 19 rush, 132 pass  
(at Northern Colorado • 10/20/18)  
Interceptions: 3 (at Northern Colorado • 10/20/18)  
Receiving Yds: 49 (vs. Portland State • 10/26/19)  
Receptions: 4 (vs. Portland State • 10/26/19)  
Receiving TDs: 1 (vs. Portland State • 10/26/19)

### **STACY CHUKWUMEZIE (WR)**

Touchdowns: 2 (at Weber State • 10/19/19)  
Receptions: 8 (at Illinois State • 9/21/19)  
Receiving Yards: 167 (at Weber State • 10/19/19)  
Receiving TDs: 2 (at Weber State • 10/19/19)  
Longest Reception: 94 (at Weber State • 10/19/19)  
Rushing TD: 1 (at Montana State • 9/28/19)

### **CASE COOKUS (QB)**

Pass Attempts: 57 (2X last vs. Sac State • 10/28/17)  
Pass Completions: 35 (2X last vs. Sac State • 10/28/17)  
Pass Yards: 407 (2X last vs. Sac State • 10/28/17)  
Pass TDs: 7 (Northern Colo. • 10/31/15; N.M. Highlands • 9/17/16)  
Longest Pass: 94 (at Weber State • 10/19/19)  
Offense Yards: 448 • 41 rush, 407 pass (Sac State • 11/14/15)  
Rushing TDs: 1 (5X last vs. Montana State • 11/27)  
Interceptions: 2 (3X last at Illinois State • 9/21/19)

### **KHALIL DORSEY (CB)**

Tackles: 10 (at Eastern Washington • 11/2/19)  
Interceptions: 2 (vs. Southern Utah • 9/22/18)  
Pass Breakups: 4 (2X last vs. Sacramento State • 11/9/19)  
TFLs: 1.0 (2X last at Illinois State • 9/21/19)  
Touchdowns: N/A  
Blocked Kick: 1 (vs. Western New Mexico • 9/14/19)  
Forced Fumble: 1 (at Weber State • 10/19/19)

### **JOEY GATEWOOD (TE)**

Touchdowns: N/A  
Receptions: 8 (at Montana State • 9/28/19)  
Receiving Yards: 96 (at Montana State • 9/28/19)  
Receiving TDs: N/A  
Longest Reception: 43 (vs. Missouri State • 8/29/19)

### **BROOKLYN HARDIMAN (LB)**

Tackles: 11 (at Weber State • 10/19/19)  
Sacks: 1.5 (vs. Northern Colorado • 10/5/19)  
TFLs: 1.5 (2X last vs. Northern Colorado • 10/5/19)

### **MARK HO CHING (DL)**

Tackles: 3 (vs. Western New Mexico • 9/14/19)  
TFLs: 2.0 (vs. Western New Mexico • 9/14/19)  
Safety: 1 (vs. Western New Mexico • 9/14/19)

### **HENDRIX JOHNSON (WR)**

Touchdowns: 2 (at Weber State • 10/19/19)  
Receptions: 9 (at Illinois State • 9/21/19)  
Receiving Yards: 122 (at Illinois State • 9/21/19)  
Receiving TDs: 2 (at Weber State • 10/19/19)  
Longest Reception: 62 (vs. Portland State • 10/26/19)

### **CHRIS JULES (LB)**

Tackles: 7 (2X last vs. Sacramento State • 11/9/19)  
TFLs: 2.0 (vs. Portland State • 10/26/19)  
Sacks: 1.5 (vs. Sacramento State • 11/9/19)  
QB Hurries: 1 (3X last vs. Sacramento State • 11/9/19)

### **MATT KEMPTON (TE)**

Touchdowns: 1 (5X last at Idaho State • 9/29/18)  
Receptions: 4 (2X last at Idaho State • 9/29/18)  
Receiving Yards: 49 (at Idaho State • 9/29/18)  
Receiving TDs: 1 (5X last at Idaho State • 9/29/18)  
Longest Reception: 28 (vs. Sac State • 10/28/17)

## NAU CAREER HIGHS

### HESTON LAMENTA (LB)

Tackles: 7 (at Weber State • 10/19/19)  
 Pass Breakups: 1 (at Weber State • 10/19/19)  
 TFL: 1.0 (vs. Portland State • 10/26/19)

### BRANDON LAWLESS (DL)

Tackles: 7 (vs. Cal Poly • 10/26/18)  
 TFLs: 1.5 (2X last vs. Western New Mexico • 9/14/19)  
 Sacks: 1.0 (at UTEP • 9/1/18)  
 QB Hurry: 1 (vs. Southern Utah • 9/22/18)  
 Blocked Kick: 1 (vs. Southern Utah • 9/22/18)

### JOE LOGAN (RB)

Rushing TDs: 3 (vs. Sacramento State • 11/9/19)  
 Carries: 24 (vs. Sacramento State • 11/9/19)  
 Longest Rush: 75 (vs. Montana State • 11/11/17)  
 Rushing Yards: 210 (vs. Sacramento State • 11/9/19)  
 Receptions: 9 (at Illinois State • 9/21/19)  
 Receiving Yards: 128 (vs. Western New Mexico • 9/14/19)  
 Receiving TDs: 3 (at Illinois State • 9/21/19)  
 Longest Reception: 65 (vs. Western New Mexico • 9/14/19)

### KEENAN MITCHELL (LB)

Tackles: 9 (vs. Sacramento State • 11/9/19)  
 Pass Breakups: 1 (vs. Sacramento State • 11/9/19)

### MARCEL MYERS (DB)

Tackles: 3 (2X last at Arizona • 9/7/19)

### SHERROD PAIGE (LB)

Tackles: 6 (at Northern Colorado • 10/20/18)  
 TFLs 1.0 (at Northern Colorado • 10/20/18)

### CEJAI PARRISH (DB)

Tackles: 7 (vs. Missouri State • 8/29/19)  
 Pass Breakups: 2 (vs. Missouri State • 8/29/19)

### BRANDON PORTER (WR)

Rushing TDs: 1 (at UC Davis • 11/3/18)  
 Carries: 27 (at UC Davis • 11/3/18)  
 Longest Rush: 49 (at UC Davis • 11/3/18)  
 Rushing Yards: 157 (at UC Davis • 11/3/18)  
 Receptions: 10 (at Southern Utah • 11/16/19)  
 Receiving Yards: 152 (vs. Northern Colorado • 10/5/19)  
 Receiving TDs: 2 (4X last at Eastern Washington • 11/2/19)  
 Long Reception: 62 (vs. Missouri State • 8/29/19)  
 Passing TDs: 1 (4X last vs. Missouri State • 8/29/19)  
 Longest Pass: 55 (vs. Missouri State • 8/29/19)

### JUSTIS STOKES (WR)

Touchdowns: 1 (at Portland State • 10/14/17)  
 Receptions: 5 (vs. San Diego • 11/25/17)  
 Receiving Yards: 82 (vs. San Diego • 11/25/17)  
 Receiving TDs: 1 (at Portland State • 10/14/17)  
 Longest Reception: 38 (vs. San Diego • 11/25/17)  
 Passing TDs: 1 (2X last vs. Weber State • 10/6/18)

### ANTHONY SWEENEY (S)

Tackles: 14 (vs. Sacramento State • 11/9/19)  
 Interceptions: 1 (2X last vs. Sacramento State • 11/9/19)  
 TFLs: 3 (at Montana State • 9/28/19)  
 Sacks: 1 (at UTEP • 9/1/18)  
 Touchdowns: N/A  
 Forced Fumble: 1 (2X last at Montana State • 9/28/19)  
 Fumble Recoveries: 1 (vs. Eastern Washington • 9/18/18)  
 Pass Breakups: 2 (2X last at Illinois State • 9/21/19)  
 Def. 2-Point Conv: 1 (vs. Western New Mexico • 9/14/19)

### CARSON TAYLOR (DL)

Tackles: 7 (2X last vs. Missouri State • 8/29/19)  
 Sacks: 1.5 (vs. Portland State • 10/26/19)  
 TFLs: 2.5 (7X last at Illinois State • 9/21/19)  
 Forced Fumble: 1 (2X last at Southern Utah • 11/16/19)  
 Pass Breakups: 2 (at UTEP • 9/1/18)  
 Interceptions: 1 (vs. Weber State • 10/6/18)  
 QB Hurries: 1 (6X last vs. Western New Mexico • 9/14/19)

### CHAUNTEZ THOMAS (DL)

Tackles: 9 (vs. Cal Poly • 10/27/18)  
 Sacks: 2 (vs. Weber State • 10/6/18)  
 TFLs: 2 (3X last at Northern Colorado • 10/20/18)  
 Fumble Recoveries: 1 (2X last at Montana • 11/4/17)  
 Forced Fumble: 1 (2X last vs. Cal Poly • 10/27/18)  
 QB Hurries: 1 (3X last vs. Weber State • 10/6/18)  
 Blocked Kick: N/A

### TRISTAN VANCE (LB)

Tackles: 13 (at Idaho State • 9/29/18)  
 Sacks: 1 (2X last at Montana • 11/4/17)  
 TFLs: 1.5 (vs. Eastern Washington • 9/18/18)  
 Fumble Recoveries: 2 (at Cal Poly • 9/23/17)  
 Interceptions: N/A  
 QB Hurries: 1 (vs. Weber State • 10/6/18)  
 Pass Breakups 1 (4X last at Missouri State • 9/15/18)  
 Touchdowns: N/A

### BRANDON WORTHY (LB)

Tackles: 9 (at Montana State • 9/28/19)  
 Sacks: 1 (3X last vs. Western New Mexico • 9/14/19)  
 TFLs: 2 (3X last vs. Western New Mexico • 9/14/19)  
 Fumble Recoveries: 1 (at UTEP • 9/1/18)  
 Forced Fumbles: 2 (vs. Eastern Washington • 9/18/18)  
 QB Hurries: 1 (2X last (vs. Weber State • 10/6/18)  
 Interceptions: 1 (2X vs. Western New Mexico • 9/14/19)  
 Pass Breakups 2 (2X last at Idaho State • 9/29/18)



## 2019 NORTHERN ARIZO

YARDS	TYPE	PLAYER(S)	OPPONENT
30	Pass	Hendrix Johnson from Case Cookus	Missouri State
43	Pass	Joey Gatewood from Case Cookus	Missouri State
55	Pass	Stacy Chukwumezie from Brandon Porter from Case Cookus (TD)	Missouri State
36	Pass	Joey Gatewood from Case Cookus	Missouri State
62	Pass	Brandon Porter from Case Cookus (TD)	Missouri State
38	Pass	Brandon Porter from Case Cookus	Missouri State
32	Pass	Brandon Porter from Case Cookus	at Arizona
24	Pass	Stacy Chukwumezie from Case Cookus (TD)	at Arizona
56	Pass	Hendrix Johnson from Case Cookus	at Arizona
32	Pass	Riley Langton from Case Cookus	at Arizona
39	Pass	Joey Gatewood from Case Cookus	at Arizona
43	Pass	Stacy Chukwumezie from Case Cookus	at Arizona
23	Rush	George Robinson (TD)	at Arizona
65	Pass	Joe Logan from Case Cookus (TD)	Western New Mexico
35	Pass	Brandon Porter from Case Cookus (TD)	Western New Mexico
46	KOR	Terrell Hayward	Western New Mexico
27	PR	Terrell Hayward	Western New Mexico
34	Pass	Riley Langton from Case Cookus	Western New Mexico
44	Pass	Aramis Aldredge from Case Cookus	Western New Mexico
29	KOR	Aramis Aldredge	Western New Mexico
53	Pass	Hendrix Johnson from Case Cookus	Western New Mexico
63	Pass	Joe Logan from Case Cookus (TD)	Western New Mexico
38	Pass	Hendrix Johnson from Heath Beemiller	Western New Mexico
33	Pass	Brandon Porter from Heath Beemiller	Western New Mexico
22	Pass	Stacy Chukwumezie from Case Cookus	at Illinois State
26	Pass	Joe Logan from Case Cookus	at Illinois State
44	Pass	Hendrix Johnson from Case Cookus	at Illinois State
23	Pass	Joe Logan from Case Cookus (TD)	at Illinois State
22	KOR	Aramis Aldredge	at Illinois State
21	KOR	Nate Stinson	at Illinois State
29	Int	Taylor Powell	at Montana State
24	Pass	Brandon Porter from Case Cookus	at Montana State
23	Pass	Hendrix Johnson from Case Cookus (TD)	at Montana State
20	Rush	Joe Logan	at Montana State
37	Rush	Nate Stinson	at Montana State
24	Pass	Hendrix Johnson from Case Cookus	at Montana State
28	Pass	Stacy Chukwumezie from Case Cookus	at Montana State
22	Pass	Joey Gatewood from Case Cookus	at Montana State
47	Pass	Hendrix Johnson from Case Cookus (TD)	Northern Colorado
27	Pass	Stacy Chukwumezie from Case Cookus	Northern Colorado
61	Pass	Brandon Porter from Case Cookus (TD)	Northern Colorado
25	Rush	Joe Logan	Northern Colorado
51	Pass	Stacy Chukwumezie from Case Cookus (TD)	Northern Colorado
21	Pass	Brandon Porter from Case Cookus	Northern Colorado
38	Pass	Stacy Chukwumezie from Case Cookus	Northern Colorado
20	Pass	Brandon Porter from Case Cookus	at Weber State
63	Pass	Stacy Chukwumezie from Case Cookus (TD)	at Weber State
20	Pass	Coleman Owen from Case Cookus	at Weber State
94	Pass	Stacy Chukwumezie from Case Cookus (TD)	at Weber State
25	Rush	Case Cookus	at Weber State
44	Pass	Hendrix Johnson from Case Cookus (TD)	at Weber State
20	Pass	Brandon Porter from Case Cookus	at Weber State
62	Pass	Hendrix Johnson from Case Cookus (TD)	Portland State
33	Pass	Stacy Chukwumezie from Case Cookus	Portland State
25	Pass	Joey Gatewood from Case Cookus	Portland State
20	Pass	Hendrix Johnson from Case Cookus	Portland State
27	Pass	Gino Campiotti from Case Cookus (TD)	Portland State
27	Pass	Stacy Chukwumezie from Case Cookus	Portland State
22	Pass	Brandon Porter from Case Cookus	Portland State
25	Pass	Stacy Chukwumezie from Case Cookus	at Eastern Washington
36	Rush	Joe Logan (TD)	at Eastern Washington
24	Pass	Joey Gatewood from Case Cookus	at Eastern Washington
20	Pass	Joe Logan from Case Cookus	at Eastern Washington
31	Pass	Brandon Porter from Case Cookus	at Eastern Washington
22	Pass	Joe Logan from Case Cookus	at Eastern Washington
43	Pass	Brandon Porter from Case Cookus	at Eastern Washington
22	Pass	Brandon Porter from Case Cookus (TD)	at Eastern Washington
20	Pass	Stacy Chukwumezie from Case Cookus	at Eastern Washington
28	Pass	Hendrix Johnson from Case Cookus	at Eastern Washington
29	Pass	Hendrix Johnson from Heath Beemiller	at Eastern Washington
51	Rush	Joe Logan (TD)	Sacramento State
73	Pass	Stacy Chukwumezie from Case Cookus (TD)	Sacramento State
24	KOR	Leon Morgan	Sacramento State
26	Rush	Joe Logan	Sacramento State
63	Rush	Joe Logan (TD)	Sacramento State
31	Pass	Brandon Porter from Case Cookus (TD)	at Southern Utah
25	Pass	Brandon Porter from Case Cookus	at Southern Utah
20	Rush	Case Cookus (TD)	at Southern Utah
31	Pass	Brandon Porter from Case Cookus	at Southern Utah
36	Pass	Stacy Chukwumezie from Case Cookus	at Southern Utah
20	Pass	Joe Logan from Case Cookus	at Southern Utah
25	KOR	Leon Morgan	at Southern Utah
61	Rush	George Robinson	at Southern Utah

### LONG PLAYS BY THE NUMBERS

LONG PLAYS BY YARDS	#	TD
100+	0	0
90-99	1	1
80-89	0	0
70-79	1	1
60-69	8	7
50-59	5	3
40-49	7	2
30-39	16	2
20-29	31	6

LONG PLAYS BY TYPE	#	TD
Rush	10	4
Pass	55	18
Punt Returns	1	0
Kick Returns	5	0
Interceptions	1	1
Fumble Returns	0	0

### LONGEST PLAYS OF THE YEAR

PASS		
94	Chukwumezie/Cookus (TD)	at WSU
73	Chukwumezie/Cookus (TD)	vs. SSU
65	Logan/Cookus (TD)	vs. WNMU
62	Johnson/Cookus (TD)	vs. PSU
62	Chukwumezie/Cookus (TD)	at WSU
63	Logan/Cookus (TD)	vs. WNMU
62	Porter/Cookus (TD)	vs. MSU
61	Porter/Cookus (TD)	vs. UNC
56	Johnson/Cookus	at UA
55	Chukwumezie/Porter/Cookus (TD)	vs. MSU
53	Johnson/Cookus	vs. WNMU
51	Chukwumezie/Cookus	vs. UNC
47	Johnson/Cookus	vs. UNC
44	Johnson/Cookus	at WSU
44	Johnson/Cookus	at ISU
44	Aldredge/Cookus	vs. WNMU

RUSH		
63	Joe Logan (TD)	vs. SSU
61	George Robinson	at SUU
51	Joe Logan (TD)	vs. SSU
36	Joe Logan (TD)	at EFWU
26	Joe Logan	vs. SSU
25	Case Cookus	at WSU
25	Joe Logan	vs. UNC
23	George Robinson (TD)	at UA

INT RETURNS		
29	Taylor Powell (TD)	at Mont St.

FUMBLE RETURNS		
----------------	--	--

KICK RETURNS		
46	Terrell Hayward	vs. WNMU
29	Aramis Aldredge	vs. WNMU

PUNT RETURNS		
27	Terrell Hayward	vs. WNMU

BLOCKED KICK RETURNS		
98	Anthony Sweeney (2PT)	vs. WNMU

### 20-PLUS YARDS BY PLAYER

PLAYER	#	TD	RUSH	PASS	KR	PR	IR	FR
B. Porter	17	6	0	17	0	0	0	0
S. Chukwumezie	16	6	0	16	0	0	0	0
H. Johnson	13	4	0	13	0	0	0	0
J. Logan	13	6	6	7	0	0	0	0
J. Gatewood	6	0	0	6	0	0	0	0
A. Aldredge	3	0	0	1	2	0	0	0
R. Langton	2	0	0	2	0	0	0	0
T. Hayward	2	0	0	0	1	1	0	0
C. Cookus	2	1	2	0	0	0	0	0
N. Stinson	2	0	1	0	1	0	0	0
T. Powell	1	1	0	0	0	0	1	0
C. Owen	1	0	0	1	0	0	0	0
G. Robinson	2	1	2	0	0	0	0	0
G. Campiotti	1	1	0	1	0	0	0	0
L. Morgan	2	0	0	0	2	0	0	0

## NAU VS FBS OPPONENTS SINCE 1957 OVERALL RECORD 9-53 LAST FBS/I-A WIN: AT UTEP, 2018

Year	Opponent	Score	Year	Opponent	Score
1957	Cal State-Long Beach	L, 7-6	1987	at Tulsa	W, 24-20
1959	at New Mexico State	L, 35-0	1989	at Akron	L, 52-7
1961	at New Mexico State	L, 56-6	1991	at Akron	L, 49-14
1965	San Diego State	L, 20-0	1992	at UNLV	L, 40-7
1966	at Fresno State	L, 14-12	1995	at New Mexico	L, 45-21
1966	Cal State-Long Beach	W, 32-12	1996	at New Mexico	L, 49-33
1966	West Texas State	L, 34-7	1997	at New Mexico	L, 33-10
1966	at San Diego State	L, 16-8	1999	at New Mexico	L, 45-14
1967	at Cal State-Long Beach	W, 26-21	2000	at New Mexico	L, 35-28
1967	at New Mexico State	L, 90-0	2001	at Oregon State	L, 45-10
1968	at Drake	L, 30-14	2002	at Arizona	L, 37-3
1968	Cal State-Long Beach	W, 26-20	2003	at #20 Arizona State	L, 34-14
1969	at West Texas State	W, 21-20	2004	at Arizona	L, 21-3
1969	at Cal State-Long Beach	L, 23-15	2005	at Arizona	L, 31-12
1969	at Fresno State	L, 27-18	2006	at #24 Arizona State	L, 35-14
1970	at New Mexico State	L, 57-13	2006	at Utah	L, 45-7
1970	Drake	L, 31-17	2007	at Arizona	L, 45-24
1970	Fresno State	L, 42-7	2008	at #15 Arizona State	L, 30-13
1971	Drake	L, 38-13	2009	at Arizona	L, 34-17
1972	at Hawaii	L, 20-13	2009	at Ole Miss	L, 38-14
1974	Cal State-Fullerton	L, 10-7	2010	at Arizona State	L, 41-20
1974	at Drake	L, 34-16	2011	at Arizona	L, 41-10
1976	at Cal State-Fullerton	W, 20-17	2012	at Arizona State	L, 63-6
1977	Cal State-Fullerton	W, 24-9	2012	at UNLV	W, 17-14
1980	at Cal State-Fullerton	L, 21-13	2013	at Arizona	L, 35-0
1982	at Cal State-Fullerton	L, 19-15	2014	at San Diego State	L, 38-7
1982	at New Mexico State	L, 34-32	2015	at #20 Arizona	L, 77-13
1983	at Pacific	L, 28-14	2016	at Arizona State	L, 44-13
1983	at Fresno State	L, 30-22	2017	at Arizona	L, 62-24
1984	Pacific	L, 39-28	2018	at UTEP	W, 30-10
1985	Cal State-Fullerton	L, 22-8	2019	at Arizona	L, 41-65

### FIRST QUARTERBACK STARTS SINCE 1986

Name	Date	Opponent	Result	Comp.-Att	Pct.	Yards	TD	INT
Brandon Porter	11/3/18	at UC Davis	L, 42-20	4-12	.333	66	1	1
Gino Campiotti	10/20/18	at Northern Colorado	L, 42-14	16-31	51.6	132	0	3
Daniel Bridge-Gadd	9/15/18	at Missouri State	L, 40-8	25-42	59.5	257	1	3
Blake Kemp	10/1/16	at Northern Colorado	L, 21-18	35-46	76.1	273	1	0
Case Cookus*	9/5/15	at Stephen F. Austin	W, 34-28	13-18	72.2	267	2	0
Jordan Perry	11/1/14	at Weber State	W, 29-22	23-29	79.3	239	2	0
Kyren Poe	8/30/13	at Arizona	L, 35-0	21-36	58.3	176	0	3
Chase Cartwright	9/8/12	at UNLV	W, 17-14	17-40	45.0	197	0	0
Cary Grossart	9/3/11	at Arizona	L, 41-10	20-26	76.7	179	1	1
Chase Stengal	10/23/10	at Montana	L, 24-21	22-34	64.7	187	1	0
Michael Herrick	9/20/08	at Southern Utah	W, 19-14	20-34	58.8	196	1	1
Lance Kriesien	8/30/07	Western New Mexico	W, 47-0	16-26	61.5	188	2	0
Brian Wriston	10/22/05	at Portland State	L, 45-0	15-35	42.9	134	0	3
Jason Murrietta*	9/6/03	at Arizona State	L, 34-14	21-35	60.0	292	2	1
Guy Tomcheck	8/30/03	Saint Mary's	W, 44-3	6-10	60.0	38	0	1
Rich Lucero	10/19/02	at Eastern Washington	L, 41-29	5-8	62.5	41	0	1
Clint Womack	8/31/02	at Arizona	L, 37-3	8-19	42.1	47	0	1
Carson Bradley*	11/11/00	Sacramento State	L, 28-24	13-24	54.1	145	0	0
Preston Parsons	9/9/00	Chadron State	W, 32-24	22-42	52.3	325	1	0
Travis Brown*	8/29/96	Western New Mexico	W, 75-0	11-24	45.8	154	0	0
Jeff Lewis	9/26/92	Idaho State	W, 27-12	15-22	68.2	144	0	0
John Bonds*	9/1/90	Cal State Northridge	W, 37-3	12-27	44.4	292	4	1
Greg Wyatt	9/6/86	Angelo State	W, 24-13	27-45	60.0	351	2	4

\* Freshman



## NAU WHEN RANKED AND VS. RANKED OPPONENTS (SINCE 2000)

Rank	Date	Opp.	Opponent	Result	Rank	Date	Opp.	Opponent	Result
--	10/21/00	5	at Montana	L, 17-7	--	9/22/12	14	at Montana	W, 41-31
25	9/22/01	--	at Southern Utah	W, 45-12	22	9/29/12	--	Portland State	W, 24-10
21	9/29/01	23	at Portland State	L, 33-30	16	10/13/12	--	at North Dakota	W, 45-38
17	10/20/01	2	Montana	L, 38-27	16	10/20/12	--	UC Davis	W, 21-7
20	10/27/01	--	Montana State	W, 35-28	13	10/27/12	--	at Northern Colorado	W, 12-10
16	11/3/01	--	Eastern Washington	W, 42-33	12	11/3/12	--	at Idaho State	W, 50-10
15	11/10/01	--	at Sacramento State	W, 50-40	11	11/10/12	--	Southern Utah	L, 35-29
13	11/17/01	--	at Oregon State	L, 45-10	15	11/17/12	17	Cal Poly	L, 42-34
--	9/14/02	14	Sam Houston State	W, 40-14	19	8/30/13	--	at Arizona	L, 35-0
16	9/28/02	9	Portland State	W, 14-9	25	9/14/13	--	at UC Davis	W, 21-10
12	10/5/02	--	Weber State	W, 26-21	25	9/21/13	--	South Dakota	W, 22-16
7	10/12/02	--	Sacramento State	L, 24-21	22	9/28/13	7	Montana	W, 34-16
16	10/19/02	--	at Eastern Washington	L, 41-29	15	10/5/13	8	at Montana State	L, 36-7
25	10/26/02	--	Montana State	W, 20-17	19	10/12/13	--	at Sacramento State	W, 39-38
--	11/2/02	1	at Montana	L, 38-24	19	10/19/13	--	Idaho State	W, 39-30
--	11/9/02	19	at Idaho State	L, 46-20	16	10/26/13	--	at Cal Poly	W, 17-13
--	9/6/03	20*	at Arizona State	L, 34-14	14	11/2/13	--	North Dakota	W, 48-27
--	9/20/03	22	at Portland State	W, 23-0	12	11/16/13	--	Northern Colorado	W, 24-7
25	9/27/03	14	Cal Poly	W, 24-7	8	11/30/13	13	South Dakota State	L, 26-7
17	10/4/03	--	at Weber State	W, 48-29	23	8/30/14	--	at San Diego State	L, 38-7
14	10/11/03	--	at Sacramento State	W, 24-21	25	9/6/14	--	at Abilene Christian	W, 27-21
12	10/18/03	--	Eastern Washington	W, 54-31	24	9/13/14	--	N.M. Highlands	W, 62-23
10	10/25/03	--	at Montana State	L, 21-17	22	9/20/14	--	at South Dakota	L, 28-21
15	11/1/03	10	Montana	L, 59-21	25	10/4/14	--	at Northern Colorado	L, 24-17
19	11/8/03	20	Idaho State	W, 46-31	--	10/25/14	2	Eastern Washington	W, 28-27
18	11/15/03	--	at Sam Houston State	W, 34-18	25	11/8/14	--	UC Davis	W, 23-21
16	11/29/03	1	at McNeese State	W, 35-3	22	11/15/14	--	at North Dakota	L, 30-28
16	12/6/03	13	Florida Atlantic	L, 48-25	--	9/5/15	24	at Stephen F. Austin	W, 34-28
13	9/11/04	15	at Stephen F. Austin	L, 24-17	24	9/19/15	20*	at Arizona	L, 77-13
23	9/25/04	--	Weber State	W, 55-27	--	9/26/15	14	at Montana	L, 23-14
18	10/2/04	--	Sacramento State	W, 26-0	--	10/3/15	11	Montana State	W, 49-41
14	10/9/04	--	at Eastern Washington	L, 45-14	--	11/7/15	4	at Eastern Washington	W, 52-30
--	10/30/04	21	Montana State	L, 60-14	25	11/14/15	--	Sacramento State	W, 49-35
--	11/6/04	9	at Montana	L, 34-22	20	11/21/15	18	at Southern Utah	L, 49-41
--	11/20/04	25	Northern Iowa	L, 45-21	18	9/3/16	--	at Arizona State	L, 44-13
--	10/8/05	15	Eastern Washington	L, 42-14	17	9/10/16	18	at Western Illinois	L, 34-20
--	10/22/05	25	at Portland State	L, 45-0	24	9/17/16	--	New Mexico Highlands	W, 73-3
--	10/29/05	15	at Montana State	L, 29-22	25	9/24/16	4	Eastern Washington	L, 50-35
--	11/5/05	4	Montana	L, 41-17	--	10/22/16	10	Montana	W, 45-34
--	11/19/05	10	at Northern Iowa	L, 41-17	--	11/12/16	12	at North Dakota	L, 38-31
--	8/31/06	24*	at Arizona State	L, 35-14	--	9/9/17	22	Western Illinois	L, 38-20
--	10/14/06	3	at Montana	L, 24-21	--	10/7/17	7/11	Illinois State	W, 37-16
--	11/4/06	25	Portland State	L, 34-24	24/NR	10/14/17	--	Portland State	W, 42-20
--	9/15/07	1	at Appalachian State	L, 34-21	22/NR	10/21/17	--	UC Davis	W, 45-31
--	10/27/07	3	Montana	L, 21-16	24/NR	10/28/17	--	Sacramento State	W, 37-17
--	8/30/08	15*	at Arizona State	L, 30-13	16/18	11/4/17	--	at Montana	L, 17-15
24	10/4/08	--	Sacramento State	W, 42-10	24/24	11/11/17	--	Montana State	W, 37-36
17	10/18/08	--	at Idaho State	W, 52-30	23/23	11/18/17	18/15	at Southern Utah	L, 48-20
15	10/25/08	16	Weber State	L, 42-14	NR/25	11/25/17	--	San Diego	L, 41-10
18	11/1/08	6	at Montana	L, 45-10	18/20	9/8/18	6/5	Eastern Washington	L, 31-26
23	11/8/08		Montana State	L, 25-23	20/22	9/15/18	--	at Missouri State	L, 40-8
--	9/26/09	4	Montana	L, 41-34 OT	--	10/6/18	6/7	Weber State	W, 28-24
--	10/10/09	24	Montana State	W, 23-10	--	11/3/18	6/9	at UC Davis	L, 42-20
24	10/24/09	--	Idaho State	W, 40-12	--	11/17/18	25/RV	North Dakota	W, 31-16
21	10/31/09	--	at Sacramento State	L, 27-24	RV/RV	9/21/19	15/10	at Illinois State	L, 40-27
24	10/9/10	13	at Eastern Washington	L, 21-14	RV/RV	9/28/19	7/11	at Montana State	L, 49-31
--	10/16/10	9	Montana State	W, 34-7	--	10/19/19	4/5	at Weber State	L, 28-51
20	10/23/10	7	at Montana	L, 24-21	--	11/9/19	8/8	Sacramento State	L, 34-38
25	10/30/10	--	Sacramento State	L, 40-10					
--	10/15/11	3	at Montana State	L, 41-24					
--	10/22/11	9	Montana	L, 28-24					

##: Media/Coaches Rankings

## NORTHERN ARIZONA DEPTH CHART ► IDAHO ► GAME 12

### OFFENSE

POS.	NO.	PLAYER	HT.	WT.	CLASS
LT	63	Donovan Outlaw	6-4	290	So.
	75	Eriq Williams	6-8	300	Fr.
LG	52	Luke Rudolph	6-4	275	Jr.
	58	Trevor Reinwald	6-4	255	Sr.
C	53	JaSean Harrison	6-1	280	Jr.
	58	Trevor Reinwald	6-4	270	Sr.
RG	79	Jalen Hooper	6-1	312	So.
	69	Jonas Leader	6-5	280	So.
RT	61	Cole Habib	6-5	310	Sr.
	77	Clayton Ingram	6-6	270	Fr.
WR (X)	10	Hendrix Johnson	6-1	185	Fr.
	84	Tommie Dorsey	5-10	180	Sr.
WR (H)	18	Brandon Porter	5-10	165	So.
	83	Riley Langton	5-8	164	So.
WR (Z)	8	Stacy Chukwumezie	6-2	180	Jr.
	27	Terrell Hayward	5-8	155	Fr.
TE	3	Gino Campiotti	6-3	215	Fr.
	88	Joey Gatewood	6-2	215	Sr.
RB	22	Joe Logan	5-11	200	Sr.
	23	George Robinson	6-2	230	Fr.
QB	15	Case Cookus	6-4	205	Sr.
	11	Keondre Wudtee	6-4	220	Jr.

### DEFENSE

POS.	NO.	PLAYER	HT.	WT.	CLASS
LE	36	Eloi Kwete	6-1	250	Fr.
	55	Emmanuel Joseph	6-5	250	Jr.
NG	90	Aaron Andrews	6-2	255	Sr.
	91	Jonathan Lolohea	6-2	300	Sr.
RE	55	Emmanuel Joseph	6-5	250	Jr.
	1	Carson Taylor	6-4	220	Jr.
AXE	50	Chris Jules	6-0	230	Sr.
	32	Andrew Blitze	6-1	195	Fr.
JACK	35	Brooklyn Hardiman	6-2	230	So.
	1	Carson Taylor	6-4	220	Jr.
ILB	46	Harrison Beemiller	6-0	210	Jr.
	37	Jaden Tauanu'u	6-3	230	Fr.
ILB	52	Keenan Mitchell	6-1	225	Jr.
	48	Jason Pisano	6-1	220	Fr.
CB	29	Khalil Dorsey	5-9	170	Sr.
	3	Jacob Mpungi	6-0	180	Fr.
CB	23	Brian Barry	5-9	170	Jr.
	24	Eddie McClenden	6-1	190	Fr.
S	38	Cejai Parrish	5-9	185	R-Fr.
	26	Nate Perkins	6-3	195	So.
S	12	Anthony Sweeney	5-10	170	So.
	26	Nate Perkins	6-3	195	So.

### SPECIALISTS

PK	41	Luis Aguilar	6-1	190	Jr.
	18	Collin Robbins	6-1	180	Fr.
P	19	DJ Arnson	6-0	185	Jr.
LS	64	Justin Hathoot	6-2	195	Jr.
	46	Noe Becerra	6-0	235	Fr.
KR	31	Aramis Aldredge	5-10	170	Jr.
	4	Leon Morgan	5-9	170	Jr.
PR	10	Hendrix Johnson	6-1	185	Fr.
	4	Leon Morgan	5-9	170	Jr.
H	19	DJ Arnson	6-0	185	Jr.



## 2019 NAU NUMERICAL ROSTER

NO.	PLAYER	POS.	CL.-EXP.	HT.	WT.	HOMETOWN/LAST SCHOOL
1	Carson Taylor	LB	Jr.-2L	6-4	220	Glendale, Ariz. / Apollo
3	Gino Campiotti	TE	Fr.-RS	6-3	195	Modesto, Calif. / Manteca
3	Jacob Mpungi	DB	Fr.-RS	6-0	180	St. George, Utah / Pine View
4	Leon Morgan	WR	Jr.-TR	5-9	170	Mesa, Ariz./ Snow College/ Mesa
5	Heston Lameta	LB	Jr.-TR	6-1	230	Pago Pago, American Samoa / Garden City CC
5	Heath Beemiller	QB	Fr.-RS	6-3	195	Chandler, Ariz. / Ridge
6	Brandon Worthy	LB	Sr.-1L	5-10	190	Murrieta, Calif. / Orange Coast College / Vista Murietta
7	Morgan Vest	DB	So.-TR	6-0	190	Leander, Texas / Kilgore College
7	Chancellor Brewington	WR	Jr.-2L	6-3	185	Chandler, Ariz. / Hamilton
8	Stacy Chukwumezie	WR	Jr.-RS	6-2	180	Downey, Calif. / Cerritos College/ Downey
9	Jeff Widener	QB	Fr.-HS	6-2	210	Apple Valley, Calif. / Apple Valley
10	Hendrix Johnson	WR	Fr.-HS	6-1	185	Anthem, Ariz. / Boulder Creek
11	Keondre Wudtee	QB	Jr.-TR	6-4	220	Bossier City, La. (Parkway)
12	Anthony Sweeney	DB	So.-1L	5-10	170	American Canyon, Calif. / De La Salle
13	Marcel Myers	DB	Sr.-3L	6-2	185	Los Angeles, Calif. / Bishop Alemany
15	Case Cookus	QB	Sr.-2L	6-4	205	Thousand Oaks, Calif. / Thousand Oaks
16	Trevor Messing	QB	Fr.-HS	6-3	190	Phoenix, Ariz. / Thunderbird
17	Tre O'Guinn	DB	Fr.-TR	5-10	199	Phoenix, Ariz. / Utah / North Canyon
17	Dawson McPeak	QB	Fr.-HS	6-4	225	Yuba City, Calif. / River Valley
18	Collin Robbins	K	Fr.-HS	6-1	180	Fountain Hills, Ariz. / Fountain Hills
18	Brandon Porter	WR	So.-1L	5-10	165	Victorville, Calif. / Oak Hills
19	DJ Arnson	P	Jr.-2L	6-0	185	Chandler, Ariz. / Basha
20	Daego Albert	DB	Fr.-HS	6-1	190	El Cerrito, Calif. / El Cerrito
20	Jacinto Castillo	RB	So.-SQ	5-10	220	Bakersfield, Calif. / Ridgeview
21	Sherrod Paige	LB	Sr.-1L	6-2	195	Tampa, Fla. / Orange Coast College / Tampa Bay Tech
21	Ceejay French-Love	TE	Sr.-TR	6-4	245	Long Beach, Calif. / Arizona State
22	Joe Logan	RB	Sr.-3L	5-11	200	Buckeye, Ariz. / Estrella Foothills
23	Brian Barry	DB	Jr.-2L	5-9	170	Santa Clarita, Calif. / Bishop Alemany
23	George Robinson	RB	Fr.-HS	6-2	230	Berkeley, Calif. / Chavez
24	Eddie McClendon	DB	Fr.-HS	6-1	190	Mesa, Ariz. / Mesa
25	Shawn Charles	WR	Fr.-HS	5-10	170	Phoenix, Ariz. / Camelback
25	Amelec Juntunen	DB	Fr.-HS	6-0	190	Phoenix, Ariz. / Pinnacle
26	Nate Perkins	WR	So.-1L	6-3	185	Fontana, Calif. / Summit
27	Matty Horne	DB	Fr.-HS	6-2	190	Elk Grove, Calif. / Elk Grove
27	Terrell Hayward	WR	Fr.-HS	5-8	155	Tucson, Ariz. / Cienega
28	Rasheed Sterling	DB	Fr.-HS	5-11	175	Phoenix, Ariz. / Goldwater
29	Jeiel Stark	WR	Fr.-HS	5-8	170	Avondale, Ariz. / Centennial
29	Khalil Dorsey	DB	Sr.-3L	5-9	170	Ontario, Calif. / Colony
30	Elijah Delaire	RB	Fr.-HS	5-11	180	Gardena, Calif. / Junipero Sierra
30	Jalen Cook	DB	Sr.-3L	6-0	185	Goodyear, Ariz. / Millenium
31	Jhasi Wilson	LB	Fr.-HS	6-1	235	Brentwood, Calif. / De La Salle
31	Aramis Aldredge	RB	Jr.-2L	5-10	170	Hesperia, Calif. / Oak Hills
32	Andrew Blitzke	LB	Fr.-HS	6-1	195	Laveen, Ariz. / Cesar Chavez
33	Tristen Vance	LB	Sr.-3L	6-1	230	Chandler, Ariz. / Hamilton
34	Ty Furr	DB	Fr.-HS	6-0	180	Flagstaff, Ariz. / Coconino
35	Brooklyn Hardiman	LB	So.-TR	6-2	230	Concord, Calif. / Los Medanos College
36	Eloi Kwete	DL	Fr.-HS	6-1	250	Phoenix, Ariz. / Phoenix Central
37	Jaden Tauanu'u	LB	Fr.-HS	6-3	230	Pittsburg, Calif. / Pittsburg
38	Cejai Parrish	DB	Fr.-RS	5-10	185	Vineland, N.J. / St. Joseph
39	Angelo Vattano	DB	Fr.-HS	5-10	165	Fort Collins, Colo. / Rocky Mountain
40	Cody Coleman	WR	So.-TR	5-11	190	Scottsdale, Ariz. / Notre Dame Prep/ Scottsdale CC
41	Luis Aguilar	PK/P	Jr.-2L	6-1	190	Nogales, Ariz. / Nogales
41	Eric "Cire" Fields	LB	Fr.-HS	6-3	205	Peoria, Ariz. / Centennial
42	Jonathan Hunter	LB	Fr.-HS	6-0	190	Phoenix, Ariz. / Arcadia
43	Zien Tessler	LB	Fr.-HS	5-10	210	Scottsdale, Ariz. / Chaparral
44	Cole Fisher	RB	So.-1L	6-2	205	Tucson, Ariz. / Catalina Foothills
45	Alishawuan Taylor	TE	Fr.-HS	6-4	242	Vancouver, Wash. / Union
46	Noe Becerra	LS	Fr.-HS	6-0	235	Tucson, Ariz. / Ironwood
46	Harrison Beemiller	LB	Jr.-TR	6-0	210	Chandler, Ariz. / Ironwood Ridge
47	Dy'Vine Wallace	LB	So.-1L	6-0	180	Peoria, Ariz. / Centennial
48	Jason Pisano	LB	Fr.-RS	6-1	220	Yuma, Ariz. / Yuma Catholic
49	Jayden Swink	DL	Fr.-HS	6-2	260	Scottsdale, Ariz. / Saguaro
50	Chris Jules	LB	Sr.-1L	6-0	230	Litchfield Park, Ariz. / Scottsdale CC / Centennial
51	Seth Long	DL	So.-SQ	6-4	230	West Linn, Ore. / West Linn
52	Luke Rudolph	OL	Jr.-2L	6-4	275	Scottsdale, Ariz. / Horizon
52	Keenan Mitchell	LB	Jr.-1L	6-1	225	Las Vegas, Nev. / Palo Verde
53	JaSean Harrison	OL	Jr.-1L	6-1	280	Torrance, Calif. / El Camino College
54	Detrick Gammage	DL	Fr.-HS	6-1	250	Chandler, Ariz. / Chandler
55	Emmanuel Joseph	DL	Jr.-TR	6-5	250	Los Angeles, Calif. / Alexander Hamilton
56	Brandon Lawless	DL	Sr.-1L	6-4	260	Los Angeles, Calif. / LA Valley CC
57	Joe Hakizimana	OL	So.-TR	6-5	295	Syracuse, N.Y. / Arizona Western College
57	Mark Ho Ching	DL	Fr.-HS	6-3	290	Tracy, Calif. / McClymonds
58	Trevor Reinwald	OL	Sr.-SQ	6-4	255	Elk Grove, Calif. / American River College / Elk Grove
59	Jackson Barnum	DL	Fr.-HS	6-2	245	Gilbert, Ariz. / Williams Field
60	Angel Flores	OL	Fr.-HS	6-5	320	Goleta, Calif. / Dos Pueblos

## ALPABETICAL ROSTER

41	Luis Aguilar	K/P
20	Daego Albert	DB
31	Aramis Aldredge	RB
90	Aaron Andrews	LB
19	DJ Arnson	P
82	Jacob Ayala	TE
59	Jackson Barnum	DL
23	Brian Barry	DB
68	Noah Barta	OL
92	Adonis Battle	DL
46	Harrison Beemiller	LB
5	Heath Beemiller	QB
32	Andrew Blitzke	LB
54	Brandon Boyce	DL
7	Chancellor Brewington	WR
3	Gino Campiotti	TE
20	Jacinto Castillo	RB
25	Shawn Charles	WR
8	Stacy Chukwumezie	WR
76	Seth Clem	DL
12	Cody Coleman	WR
62	Chris Comings	DL
30	Jalen Clark	LB
76	Seth Clem	DL
40	Cody Coleman	WR
30	Jalen Cook	DB
15	Case Cookus	QB
30	Elijah Delaire	RB
29	Khalil Dorsey	CB
84	Tommie Dorsey	WR
89	Zach Enhelder	TE
41	Eric "Cire" Fields	LB
44	Cole Fisher	RB
60	Angel Flores	OL
72	Maxwell Flores	OL
21	Ceejay French-Love	TE
34	Ty Furr	DB
54	Detrick Gammage	DL
88	Joey Gatewood	WR
61	Cole Habib	OL
57	Joe Hakizimana	OL
35	Brooklyn Hardiman	LB
53	JaSean Harrison	OL
64	Justin Hathoot	LS
27	Terrell Hayward	WR
96	Dylon Hessenflow	DL
57	Mark Ho Ching	DL
99	Jalen Hooper	TE/OL
27	Matty Horne	DB
42	Jonathan Hunter	LB
77	Clayton Ingram	OL
10	Hendrix Johnson	WR
98	Gregory Jordan	DL
55	Emmanuel Joseph	DL
50	Chris Jules	LB
25	Amelec Juntunen	DB
85	Matthew Kempton	TE
97	Jalen Knox	DL
36	Eloi Kwete	DL
5	Heston Lameta	LB
83	Riley Langton	WR
66	Chase Laurita	OL

61	Cole Habib	OL	Sr.-2L	6-5	310	San Diego, Calif. / Saint Augustine
62	Chris Comings	DL	Fr.-HS	6-3	245	West Linn, Ore. / West Linn
63	Donovan Outlaw	OL	So.-TR	6-4	290	Henderson, Nev. / Coronado
64	Justin Hathoot	LS	Jr.-1L	6-2	195	Albuquerque, N.M. / La Queva
65	Malik Noshi	OL	Sr.-3L	6-2	310	Las Vegas, Nev. / Arbor View
66	Chase Laurita	OL	Jr.-1L	6-3	245	Oro Valley, Ariz. / Ironwood Ridge
67	Jarek Schultz	OL	Fr.-RS	6-7	240	Palmer, Alaska / Colony
68	Noah Barta	OL	Fr.-HS	6-3	270	Mesa, Ariz. / Skyline
69	Jonas Leader	OL	So.-1L	6-5	280	Tucson, Ariz. / Canyon Del Oro
70	Chris Rogers	OL	So.-SQ	6-4	280	Buckeye, Ariz. / Youngker
71	Seamus Button	OL	Fr.-HS	6-3	285	Sahuarita, Ariz. / Sahuarita
72	Maxwell Flores	OL	Fr.-HS	6-4	290	Prescott, Ariz. / Prescott
74	Caden Wechsler	OL	Fr.-HS	6-5	300	Tucson, Ariz. / Sabino
75	Eriq Williams	OL	Fr.-HS	6-8	300	Maricopa, Ariz. / Mountain Pointe
76	Seth Clem	DL	So.-SQ	6-2	270	Red Rock, Ariz. / Marana
77	Clayton Ingram	OL	Fr.-HS	6-6	270	Concord, Calif. / De La Salle
80	Jake L'Heureux	WR	Fr.-HS	5-11	185	Lafayette, Colo. / Boulder
81	Justis Stokes	WR	Jr.-2L	6-1	185	Gilbert, Ariz. / Williams Field
82	Jacob Ayala	TE	So.-SQ	6-3	235	Queen Creek, Ariz. / Queen Creek
83	Riley Langton	WR	So.-SQ	5-8	164	Gilbert, Ariz. / Campo Verde
84	Tommie Dorsey	WR	Sr.-SQ	5-10	180	Ontario, Calif. / Mt. San Antonio College / Colony
85	Matthew Kempton	TE	Jr.-1L	6-4	245	Scottsdale, Ariz. / Brophy Prep School
86	Coleman Owen	WR	Fr.-HS	5-11	170	Gilbert, Ariz. / Higley
87	Jorim Powell	WR	Fr.-HS	5-8	175	San Francisco, Calif. / Stuart Hall
88	Joey Gatewood	TE	Sr.-1L	6-2	215	Glendale, Ariz. / Paradise Valley
89	Zach Enhelder	TE	Fr.-HS	6-3	225	Surprise, Ariz. / Willow Canyon
90	Aaron Andrews	DL	Sr.-2L	6-2	255	Livermore, Calif. / Chabot College / Granada
91	Jonathan Lolohea	DL	Sr.-TR	6-2	300	Lahaina, Hawaii / Washington State / Lahaina
92	Adonis Battle	DL	Jr.-SQ	6-4	229	Tempe, Ariz. / Phoenix College / Desert Vista
93	Chauntez Thomas	DL	Jr.-2L	6-1	220	Las Vegas, Nev. / Palo Verde
94	Jackson Vaught	DL	Fr.-RS	6-2	260	Gilbert, Ariz. / Williams Field
96	Dylon Hessenflow	DL	So.-SQ	6-3	242	San Diego, Calif. / Scripps Ranch
97	Jalen Knox	DL	So.-SQ	6-2	245	Long Beach, Calif. / Long Beach Poly
98	Gregory Jordan	DL	Jr.-1L	6-1	280	Windsor Hills, Calif. / Dorsey
79/99	Jalen Hooper	TE/OL	So.-SQ	6-1	312	Los Angeles, Calif. / St. John Bosco

## ALPABETICAL ROSTER

56	Brandon Lawless	DL
69	Jonas Leader	OL
80	Jake L'Heureux	WR
22	Joe Logan	RB
91	Jonathan Lolohea	DL
51	Seth Long	DL
24	Eddie McClendon	DB
17	Dawson McPeak	QB
16	Trevor Messing	QB
52	Keanan Mitchell	LB
4	Leon Morgan	WR
3	Jacob Mpungi	DB
13	Marcel Myers	DB
65	Malik Noshi	OL
17	Tre O'Guinn	DB
63	Donovan Outlaw	OL
86	Coleman Owen	WR
21	Sherrod Paige	LB
38	Cejai Parrish	DB
26	Nate Perkins	WR
48	Jason Pisano	LB
18	Brandon Porter	WR
87	Jorim Powell	WR
58	Trevor Reinwald	OL
18	Collin Robbins	K
23	George Robinson	RB
70	Chris Rogers	OL
52	Luke Rudolph	OL
67	Jarek Schultz	OL
29	Jeiel Stark	WR
28	Rasheed Sterling	DB
81	Justis Stokes	WR
12	Anthony Sweeney	DB
49	Jayden Swink	DL
37	Jaden Tauanu'u	LB
45	Alishawuan Taylor	TE
1	Carson Taylor	LB
43	Zien Tessler	LB
93	Chauntez Thomas	DL
33	Tristen Vance	LB
39	Angelo Vattano	DB
94	Jackson Vaught	DL
7	Morgan Vest	DB
47	Dy'Vine Wallace	DB
74	Caden Wechsler	OL
9	Jeff Widener	QB
75	Eriq Williams	OL
31	Jhasi Wilson	LB
6	Brandon Worthy	LB
11	Keondre Wudtee	QB

## PRO-NUN-SEE-A-SHUN GUIDE

### PLAYERS

Luis Aguilar	.....	Lew-ees AG-you-LAR
Daego Albert	.....	DAY-go
Aramis Aldredge	.....	Air-uh-miss
Jacob Ayala	.....	Eye-AL-ah
Noe Beccara	.....	NO Ba-Care-A
Gino Campiotti	.....	Camp-E-OTT-E
Jacinto Castillo	.....	Yuh-Sin-Toe
Stacy Chukwumezie	.....	Chuck-Wu-Mez-E
Khalil Dorsey	.....	KUH-leel
Zach Enhelder	.....	N-Elder
Ceejay French-Love	.....	Sea-Jay
Harrison Goebel	.....	GO-bull
Cole Habib	.....	huh-beeb
Joe Hakizimana	.....	HA-ki-zi-maun-A
Amelec Juntunen	.....	Am-ah-leck
Eloi Kwete	.....	E-Loy K-weh-tee
Chase Laurita	.....	LUH-rita
Jonathan Lolohea	.....	Low-Low-He-A
Jake L'Heureux	.....	La-HA-Ruh
Max Michalczyk	.....	MUH-ha-luh-check
Jacob Mpungi	.....	Mah-PA-GEE
Jeiel Stark	.....	Jah-eel
Travis Seideman	.....	Sy-da-man
Jaden Tauanu'u	.....	Tah-AN-O
Alishawuan Taylor	.....	Al-eh-SHA-juan
Zien Tessler	.....	Zion
Chauntez Thomas	.....	Shaun-tez
Angelo Vattano	.....	VA-TA-no
Dyvine Wallace	.....	DA-vine
Jhasi Wilson	.....	Ja-HA-See
Keondre Wudtee	.....	Key-AWN-Dre Wood-TEE

## COACHING STAFF

<b>Head Coach</b> .....	Chris Ball (1st season)
<b>Assistant Head/Tight Ends</b> ...	Robin Pflugrad (2nd season)
<b>Offensive Coordinator</b> .....	Aaron Pflugrad (5th season)
<b>Defensive Coordinator</b> .....	Jerry Partridge (1st season)
<b>Offensive Line/Run Game</b> .....	Bob Connelly (1st season)
<b>Running Backs/Special Teams</b> ...	Aaron Price (1st season)
<b>Defensive Backs</b> .....	Jesse Thompson (1st season)
<b>Defensive Line</b> .....	Everette Thompson (1st season)
<b>Outside Linebackers</b> .....	Junior Tanuvasa (1st season)
<b>Wide Receivers</b> .....	Junior Taylor (1st season)

### Director of Player Personnel/Recruiting

Brennan Ball (1st season)

### Director of Football Operations

Taylor Isbell (1st season)

### Video Coordinator

James Foran

### COACHES

Aaron Pflugrad	.....	Flu-grad
Robin Pflugrad	.....	Flu-grad
Junior Tanuvasa	.....	Tah-U-vasa



# 2019 STARTING LINEUPS

## OFFENSE

	LT	LG	C	RG	RT	WR	WR/TE	TE	TE/WR/RB	RB	QB
Missouri State	Outlaw	Rudolph	Reinwald	Leader	Habib	Johnson	Porter	Kempton	Chukwumezie	Logan	Cookus
at Arizona	Outlaw	Rudolph	Reinwald	Leader	Habib	Johnson	Porter	Gatewood	Chukwumezie	Logan	Cookus
W. New Mexico	Outlaw	Rudolph	Reinwald	Leader	Habib	Johnson	Porter	Gatewood	Chukwumezie	Aldredge	Cookus
at Illinois State	Outlaw	Rudolph	Reinwald	Leader	Habib	Johnson	Porter	Gatewood	Chukwumezie	Logan	Cookus
at Montana State	Outlaw	Rudolph	Reinwald	Leader	Habib	Johnson	Hooper	Gatewood	Chukwumezie	Logan	Cookus
Northern Colorado	Outlaw	Rudolph	Harrison	Leader	Habib	Johnson	Porter	French-Love	Chukwumezie	Logan	Cookus
at Weber State	Outlaw	Rudolph	Harrison	Leader	Habib	Johnson	Porter	Gatewood	Chukwumezie	Logan	Cookus
Portland State	Outlaw	Rudolph	Harrison	Leader	Habib	Johnson	Porter	Gatewood	Chukwumezie	Logan	Cookus
at E. Washington	Outlaw	Rudolph	Harrison	Leader	Habib	Johnson	Hooper	Campiotti	Chukwumezie	Logan	Cookus
Sacramento State	Outlaw	Rudolph	Harrison	Leader	Habib	Johnson	Hooper	Campiotti	Chukwumezie	Logan	Cookus
at Southern Utah	Outlaw	Rudolph	Harrison	Leader	Habib	Johnson	Hooper	Campiotti	Chukwumezie	Logan	Cookus
Idaho											

## DEFENSE

	DE	DT	DE	OLB	OLB	ILB	ILB	CB	CB	S	LB/S
Missouri State	Lawless	Andrews	Goss	Jules	Worthy	Mitchell	Beemiller	Dorsey	Barry	Cook	Hardiman
at Arizona	Goss	Andrews	Lawless	Taylor	Worthy	Powell	Beemiller	Dorsey	Barry	Cook	Sweeney
W. New Mexico	Goss	Andrews	Lawless	Tauanu'u	Worthy	Powell	Beemiller	Dorsey	Myers	Cook	Sweeney
at Illinois State	Goss	Lolohea	Andrews	Taylor	Jules	Powell	Beemiller	Dorsey	Barry	Parrish	Sweeney
at Montana State	Knox	Andrews	Jules	Taylor	Worthy	Powell	Beemiller	Dorsey	Barry	Cook	Sweeney
Northern Colorado	Joseph	Andrews	Lolohea	Jules	Worthy	Mitchell	Beemiller	Perkins	Barry	Cook	Parrish
at Weber State	Kwete	Andrews	Lolohea	Jules	Worthy	Hardiman	Beemiller	Dorsey	Barry	Cook	Parrish
Portland State	Joseph	Andrews	Lolohea	Jules	Hardiman	Mitchell	Beemiller	Dorsey	Barry	Perkins	Sweeney
at E. Washington	Kwete	Andrews	Lolohea	Jules	Worthy	Hardiman	Beemiller	Dorsey	Barry	Parrish	Sweeney
Sacramento State	Kwete	Andrews	Jules	Hardiman	Taylor	Mitchell	Beemiller	Dorsey	Barry	Mpungi	Sweeney
at Southern Utah	Joseph	Andrews	Jules	Hardiman	Taylor	Mitchell	Beemiller	Dorsey	Barry	Mpungi	Sweeney
Idaho											

**GAME-BY-GAME CAPTAINS**

Missouri State ..... Andrews, Arnson, Cookus, Dorsey  
 at Arizona ..... Aguilar, Andrews, Habib  
 Western New Mexico ..... Johnson, Myers, Reinwald, Sweeney  
 at Illinois State ..... Aguilar, Beemiller, Cookus, French-Love  
 at Montana State ..... Arnson, Cookus, Dorsey  
 Northern Colorado ..... Parrish, Logan, Worthy, Wallace  
 at Weber State ..... Cookus, Beemiller, Aguilar  
 Portland State ..... Hardiman, Dorsey, Porter, Cookus  
 at Eastern Washington ..... Cookus, Aguilar, Johnson  
 Sacramento State ..... Sweeney, Cookus, Taylor, Wallace  
 at Southern Utah ..... Cookus, Porter, Andrews, Arnson  
 Idaho.....

## THE LAST TIME...

### INDIVIDUAL

#### Rushed 30 times

NAU: 35, Zach Bauman at Southern Utah (11/23/13)  
Opp: 34, Josh Davis at Weber State (10/19/19)

#### Rushed for 100 yards

NAU: 210, Joe Logan vs. Sacramento State (11/9/19)  
Opp: 130, Thomas Duckett at Southern Utah (11/16/19)

#### Rushed for 200 yards

NAU: 210, Joe Logan vs. Sacramento State (11/9/19)  
Opp: 328, Josh Davis at Weber State (10/19/19)

#### Rushed for 300 yards

NAU: 322, Jim Smith vs. CSU Northridge (10/27/73)  
Opp: 328, Josh Davis at Weber State (10/19/19)

#### Two 100-yard rushers

NAU: 103, Joe Logan & 115, Brandon Porter vs. Cal Poly (10/27/18)  
Opp: 139, Antoine Custer & 101, Eric Barriere at Eastern Washington (11/2/19)

#### Rushed for three touchdowns

NAU: 3, Joe Logan vs. Sacramento State (11/9/19)  
Opp: 3, Antoine Custer at Eastern Washington (11/2/19)

#### Rushed for four touchdowns

NAU: 4, Zach Bauman vs. Western New Mexico (9/2/10)  
Opp: 4, Josh Davis at Weber State (10/19/19)

#### Rushed for five touchdowns

NAU: 7, Archie Amerson vs. Weber State (10/5/96)  
Opp: --

#### Rushed for six touchdowns

NAU: 7, Archie Amerson vs. Weber State (10/5/96)  
Opp: --

#### Rushed for seven touchdowns

NAU: 7, Archie Amerson vs. Weber State (10/5/96)  
Opp: --

#### Passed for 300 yards

NAU: 325, Case Cookus, at Southern Utah (11/16/19)  
Opp: 384, Jake Dunningway vs. Sacramento State (11/9/19)

#### Passed for 400 yards

NAU: 406, Case Cookus, Northern Colorado (10/5/19)  
Opp: 411, Jacob Knipp, Northern Colorado (10/5/19)

#### Attempted 40 passes

NAU: 44, Case Cookus, at Southern Utah (11/16/19)  
Opp: 44, Jake Dunningway vs. Sacramento State (11/9/19)

#### Attempted 50 passes

NAU: 50, Case Cookus, at Montana State (9/28/19)  
Opp: 57, Gage Gubrud, Eastern Washington (9/24/16)

#### Attempted 60 passes

NAU: 65, Travis Brown at Montana (10/26/96)  
Opp: --

#### Threw for three touchdown passes

NAU: 4, Case Cookus, at Weber State (10/19/19)  
Opp: 4, Jake Dunningway vs. Sacramento State (11/9/19)

#### Threw for four touchdown passes

NAU: 4, Case Cookus, at Weber State (10/19/19)  
Opp: 4, Jake Dunningway vs. Sacramento State (11/9/19)

#### Threw for five touchdown passes

NAU: 5, Case Cookus, Northern Colorado (10/5/19)  
Opp: 5, Patrick Tyler, Southern Utah (11/19/16)

#### Threw for six touchdown passes

NAU: 7, Case Cookus vs. New Mexico Highlands (9/17/16)  
Opp: --

#### Threw for seven touchdown passes

NAU: 7, Case Cookus vs. New Mexico Highlands (9/17/16)  
Opp: --

#### Non-Quarterback touchdown pass

NAU: Brandon Porter to Stacy Chukwumezie vs. Missouri State (8/29/19)  
Opp: --

#### Caught 10 passes

NAU: 10, Brandon Porter at Southern Utah (11/16/19)  
Opp: 12, Cooper Kupp, Eastern Washington (9/24/16)

#### Had 100 yards receiving

NAU: 151, Brandon Porter at Southern Utah (11/16/19)  
Opp: 125, Landen Measom at Southern Utah (11/16/19)

#### Had 150 yards receiving

NAU: 151, Brandon Porter, at Southern Utah (11/16/19)  
Opp: 231, Lance Lenoir, Western Illinois (9/10/16)

#### Had 200 yards receiving

NAU: 206, Elijah Marks at Cal Poly (9/23/17)  
Opp: 231, Lance Lenoir, Western Illinois (9/10/16)

#### Had a 60-yard pass completion

NAU: 73, Case Cookus to Stacy Chukwumezie vs. Sacramento State (11/9/19)  
Opp: 63, Jake Dunningway to Marshel Martin vs. Sacramento State (11/9/19)

#### Had a 70-yard pass completion

NAU: 73, Case Cookus to Stacy Chukwumezie vs. Sacramento State (11/9/19)  
Opp: 75, Eric Barriere to Talolo Limu-Jones at Eastern Washington (11/2/19)

#### Had a 80-yard pass completion

NAU: 94, Case Cookus to Stacy Chukwumezie at Weber State (10/19/19)  
Opp: 86, Cody Keith to Corbin Baxter, New Mexico Highlands (9/17/16)

#### Had a 90-yard pass completion

NAU: 94, Case Cookus to Stacy Chukwumezie at Weber State (10/19/19)  
Opp: --

#### Caught two touchdown passes

NAU: 2, Brandon Porter at Eastern Washington (11/2/19)  
Opp: 2, Marsel Martin vs. Sacramento State (11/9/19)

#### Caught three touchdown passes

NAU: 3, Joe Logan at Illinois State (9/21/19)  
Opp: 3, Mike Sharp, Southern Utah (11/19/16)

#### Caught four touchdown passes

NAU: 5, Emmanuel Butler vs. New Mexico Highlands (9/17/16)  
Opp: 4, Kenny Golladay, North Dakota (11/2/13)

#### Caught five touchdown passes

NAU: 5, Emmanuel Butler vs. New Mexico Highlands (9/17/16)  
Opp: --

#### Two 100-yard receivers

NAU: Stacy Chukwumezie (156) & Brandon Porter (152), Northern Colorado (10/5/19)  
Opp: Noah Sarria (121) & Willie Fairman (102), Northern Colorado (10/5/19)

#### Three 100-yard receivers

NAU: 128, Joe Logan; 107, Hendrix Johnson; 100, Brandon Porter, Western New Mexico (9/14/19)  
Opp: --

#### 100-yard rusher and 100-yard receiver

NAU: 142 (rush), J. Logan, 123 (rec.) E. Marks vs. Montana State (11/11/17)  
Opp: 130 (rush) Thomas Duckett & 125 (rec) Landen Measom at Southern Utah (11/16/19) at Southern Utah (11/16/19)

#### Returned a kickoff for a touchdown

NAU: 100, Elijah Marks (9/30/17)  
Opp: --

#### Returned a punt for a touchdown

NAU: 0, Marcus Alford vs. New Mexico Highlands (9/13/14)  
Opp: 0, Aaron Harris at Northern Colorado (10/20/18)



## THE LAST TIME...

### Returned an interception for a touchdown

NAU: 29, Taylor Powell at Montana State (9/28/19)  
Opp: 40, Deion Harris, North Dakota (11/12/16)

### Returned 2 interceptions for a touchdown (different players)

NAU: 46, Ken'ron Johnson, Sacramento State (10/28/17)  
63, Wes Sutton, Sacramento State (10/28/17)  
Opp: N/A

### Returned a fumble for a touchdown

NAU: 30, Jalen Goss vs. Weber State (10/6/18)  
Opp: 0, Dontay Warren at Northern Colorado (10/20/18)

### Returned a blocked punt for a touchdown

NAU: 5, Marcel Myers at Idaho State (9/29/18)  
Opp: --

### Had 15 tackles

NAU: 18, Jake Casteel vs. Cal Poly (10/27/18)  
Opp: 17, Miles Killebrew, Southern Utah (11/21/15)

### Had multiple interceptions

NAU: 2, Khalil Dorsey vs. Southern Utah (9/22/18)  
Opp: 2, Demetrius Flannigan-Fowles, Arizona (9/2/17)

### Had at least 2.0 sacks

NAU: 2.0, Aaron Andrews & Hamilton To'o vs. North Dakota (11/17/18)  
Opp: 2.0, George Tarlas at Weber State (10/19/19)

### Blocked a punt

NAU: Jalen Cook, Western New Mexico (9/14/19)  
Opp: --

### Blocked a field goal

NAU: J. Marshall, vs. New Mexico Highlands (9/13/14)  
Opp: Dylan Ledbetter vs. Eastern Washington (9/8/18)

### Blocked an extra point attempt

NAU: Khalil Dorsey vs. Western New Mexico (9/14/19)  
Opp: Gabe Martinez at UC Davis (11/3/18)

### Returned a blocked extra point attempt for two points

NAU: Anthony Sweeney (98) vs. Western New Mexico (9/14/19)  
Opp:

### Recorded a safety

NAU: Mark Ho Ching vs. Western New Mexico (9/14/19)  
Opp: Team at Arizona (9/7/19)

### Made three field goals

NAU: 3, Luis Aguilar, at Southern Utah (11/16/19)  
Opp: 5, Cody Williams vs. Portland State (10/26/19)

### Made four field goals

NAU: 4, Griffin Roehler at Weber State (11/5/16)  
Opp: 5, Cody Williams vs. Portland State (10/26/19)

### Made a 50-yard field goal

NAU: 54, Luis Aguilar, Sacramento State (11/9/19)  
Opp: 53, Zane Gonzalez, Arizona State (9/3/16)

### Had a 70-yard punt

NAU: 71, Ryan Hawkins at UC Davis (10/10/15)  
Opp: --

### Converted a two-point conversion

NAU: Anthony Sweeney (defensive) vs. Western New Mexico (9/14/19)  
Opp: Justice Litrell (pass) at Northern Colorado (10/20/18)

### TEAM

#### Scored 40 points

NAU: 41-23 vs. Northern Colorado (10/5/19)  
Opp: 38-66 at Eastern Washington (11/2/19)

#### Scored 50 points

NAU: 55-21 vs. Western New Mexico (9/14/19)  
Opp: 38-66 at Eastern Washington (11/2/19)

#### Scored 60 points

NAU: 73-3, vs. New Mexico Highlands (9/17/16)  
Opp: 38-66 at Eastern Washington (11/2/19)

#### Scored 70 points

NAU: 73-3, vs. New Mexico Highlands (9/17/16)  
Opp: 77-13, Arizona (9/19/15)

#### Scored 80 points

NAU: 80-0, vs. Phoenix College (1928)  
Opp: 90-0, New Mexico State (1967)

#### Posted a shutout

NAU: 48-0, vs. Western New Mexico (9/2/10)  
Opp: 35-0, Arizona (8/30/13)

#### Rushed for 200 yards

NAU: 212 vs. Sacramento State (11/9/19)  
Opp: 312 at Eastern Washington (11/2/19)

#### Rushed for 300 yards

NAU: 320 at UC Davis (11/3/18)  
Opp: 312 at Eastern Washington (11/2/19)

#### Rushed for 400 yards

NAU: --  
Opp: 443 at Weber State (10/19/19)

#### Rushed for less than 100 yards

NAU: 16 at Weber State (10/19/19)  
Opp: 32, Northern Colorado (10/5/19)

#### Rushed for five touchdowns

NAU: 5 at Eastern Washington (11/7/15)  
Opp: 5 at Eastern Washington (11/2/19)

#### Rushed for six touchdowns

NAU: --  
Opp: 7 at Weber State (10/19/19)

#### Passed for 300-399 yards

NAU: 325 at Southern Utah (11/16/19)  
Opp: 384 vs. Sacramento State (11/9/19)

#### Passed for 400-499 yards

NAU: 406 vs. Northern Colorado (10/5/19)  
Opp: 411 vs. Northern Colorado (10/5/19)

#### Passed for 500+ yards

NAU: 574, vs. Eastern Washington (11/21/09)  
Opp: --

#### Passed for less than 100 yards

NAU: 86, North Dakota (11/17/18)  
Opp: 89, Arizona (9/2/17)

#### Passed for five touchdowns

NAU: 5, vs. Northern Colorado (10/5/19)  
Opp: 5, at Arizona (9/7/19)

#### Passed for six touchdowns

NAU: 7, vs. New Mexico Highlands (9/17/16)  
Opp: --

#### Passed for seven touchdowns

NAU: 7, vs. New Mexico Highlands (9/17/16)  
Opp: --

#### Gained 500 yards of total offense

NAU: 537 vs. Northern Colorado (10/5/19)  
Opp: 529 vs. Sacramento State (11/9/19)

#### Gained 600 yards of total offense

NAU: 686 vs. New Mexico Highlands (9/17/16)  
Opp: 706 at Eastern Washington (11/2/19)

#### Gained 700 yards of total offense

NAU: 774 vs. Eastern Washington (11/21/09)  
Opp: 706 at Eastern Washington (11/2/19)

**HEAD FOOTBALL COACH • CHRIS BALL**



**CHRIS BALL**  
 FIRST SEASON • MISSOURI WESTERN STATE '86

**OVERALL RECORD: 4-7 • BIG SKY RECORD: 2-5**

**COACHING EXPERIENCE**

- 2019-Present: Northern Arizona  
Head Coach
- 2016-18: Memphis  
Defensive Coordinator
- 2012-15: Arizona State  
Co-Defensive Coordinator/Defensive  
Backs
- 2008-11: Washington State  
Assistant Head Coach/Co-Defensive  
Coordinator/Defensive Backs
- 2007: Pittsburgh  
Assistant Coach/Defensive Backs
- 2003-06: Alabama  
Assistant Coach/Defensive Backs
- 2000-02: Washington State  
Assistant Coach/Defensive Backs
- 1999: Idaho State  
Defensive Coordinator
- 1997-98: Missouri Western State  
Defensive Coordinator
- 1995-96: Western Oregon State  
Assistant Head Coach/Defensive Backs
- 1991-94: Coffeyville CC (Kansas)  
Assistant Coach/Defensive Backs
- 1989-90: Washington State  
Assistant Coach
- 1987-88: Akron  
Graduate Assistant
- 1986-87: Northeast Missouri State  
Assistant Coach/Defensive Backs
- 1986: Missouri Western State  
Graduate Assistant

**BALL VS. 2019 OPPONENTS**

Arizona .....	0-1
Eastern Washington* .....	0-1
Idaho* .....	0-0
Illinois State .....	0-1
Missouri State.....	1-0
Montana State* .....	0-1
Northern Colorado* .....	1-0
Portland State* .....	1-0
Sacramento State* .....	0-1
Southern Utah* .....	0-1
Weber State* .....	0-1
Western New Mexico .....	1-0

*\*Denotes Big Sky Conference Opponent*

Overall Record vs. 2019 Opponents .....	4-7
Record vs. 2019 Big Sky Opponents .....	2-5

**30**

**30th Head Coach  
in NAU History**

**80**

**Turnovers Forced  
in Last Three Years  
(at Memphis)**



## HEAD COACH CHRIS BALL FIRST SEASON



Chris Ball was named as the 30th head coach in the 104-year history of NAU Football on December 10, 2018.

Ball, who has over 30 years of college football coaching experience, arrives at Northern Arizona after serving for three seasons as the defensive coordinator at the University of Memphis under head coach Mike Norvell.

Ball has a reputation of producing defenses that create turnovers, and he didn't disappoint in his three seasons at the helm of the Memphis defense. Ball's defense at Memphis ranked as one of the nation's most-opportunistic units during his tenure with the Tigers, forcing the fifth-most turnovers over a three-year span among Football Bowl Subdivision (FBS) squads with 80 (29 in 2016/31 in 2017/20 in 2018). The 31 caused turnovers were tied for third nationally in 2017, and the 29 forced in 2016 were tied for fifth nationally.

Of the 80 forced turnovers, 40 were fumble recoveries (13 in 2016/15 in 2017/12 in 2018), which is among the FBS' top-10 over the last three campaigns. In 2016, the 13 fumble recoveries were tied for sixth in FBS in 2016, the 15 in 2017 were tied for fourth nationally and 12 recoveries in 2018 ranked ninth among national FBS leaders.

Not only did the Tigers force turnovers, they made a habit of capitalizing on their opponents' miscues. Of the 80 turnovers by opponents from 2016-18, Memphis scored 44 times, including seven defensive touchdowns (six interception returns/one fumble recovery). The defense also ranked in top-20 in FBS in turnover margin in both 2016 and 2017 and sat among the top 50 national leaders in 2018 (+4). In 2016, the Tigers were 18th nationally in turnover margin at +8. The 2017 season saw Memphis nearly double its turnover margin at +15, which was third in FBS. The +15 turnover margin marked the Tigers' best in the 21st century.

Ball's aggressive style of defense has helped players develop and flourish in his system. Linebacker Genard Avery, who set the Memphis school record with 22 TFL in 2017, was a two-time All-American Athletic Conference first team selection and became the Cleveland Browns' fifth-round pick in the 2018 NFL Draft. TJ Carter, a highly-recruited talent, further developed his skills in Ball's defense. Carter, the 2017 American Athletic Conference Rookie of the Year, picked off a Memphis freshman-record five passes. The five interceptions were tied for 15th in FBS overall and deadlocked for third nationally among FBS freshmen. Carter also earned Freshman All-America honors in 2017. Former defensive back Arthur Maulet thrived in 2016. Maulet led the team with 13 pass breakups and also had two interceptions. From his secondary position, Maulet logged 7.5 TFL and 4.5 sacks. In May 2017, Maulet signed a free-agent contract with his hometown New Orleans Saints. He made six appearances for the Saints in 2017.

Prior to Memphis, Ball was at Arizona State from 2012-15 and served as the defensive passing game coordinator and safeties coach in 2012, before being promoted to co-defensive coordinator the following season. In his four seasons in Tempe, Ball helped guide seven Sun Devils defensive backs to All-Pac-12 honors. One of Ball's pupils was All-Pac-12 first team honoree Damarius Randall, who was a first round selection in the 2015 NFL Draft by the Green Bay Packers.

In the 2013 campaign, Ball mentored three players in the Sun Devils' secondary that earned All-Pac-12 honors. Robert Nelson, an All-Pac-12 first team honoree, led the conference with six interceptions and was fourth in the league with 13 passes defended. Nelson was one of two Sun Devils to sign NFL free agent deals in 2014.

Before joining Arizona State, Ball worked his third stint at Washington State, serving as the defensive coordinator from 2008-11. In his four seasons at Washington State, Ball served as assistant head coach, co-defensive coordinator and safeties coach. In 2009, The Sporting News named him the Pac-10's best position coach.

In each of his collegiate coaching stops, Ball has developed players that have gone on to the NFL. In addition to his time at Washington State, Ball also served on the staffs at Pittsburgh (2007) and Alabama (2003-06).

In his one season at Pittsburgh, Ball's defense ranked fourth nationally in pass defense (167.3 ypg) and seventh in total defense (297.7 ypg). At Alabama, he coached the secondary. In 2004, Ball's Alabama secondary led the nation in passing yards allowed (113.1 ypg) and also ranked second nationally in pass efficiency defense (97.8 rating).

The next season (2005) was more of the same with Ball on the Crimson Tide defensive staff. The 2005 Alabama defense ranked second nationally in total defense and fifth in both passing yards allowed (160.8 ypg) and pass efficiency defense (97.8 rating). In his final year at Alabama in 2006, free safety Roman Harper earned All-SEC honors and was a semifinalist for the Jim Thorpe Award, presented to the country's top defensive back.

From 2000-02, Ball made his second stop in Pullman, Wash., on the Washington State staff. While there, he coached the defensive backs, including Marcus Trufant, who spent 10 seasons in the NFL. The Cougars defense piled up 56 interceptions – including 26 during 2001 – over Ball's three-season stint. The 26 interceptions for the Cougars in 2001 ranked second in the nation.


Before joining the Cougars staff, Ball spent one season as Idaho State's defensive coordinator in 1999.

Ball began his coaching career at Northeast Missouri State (1986-87) and Akron (1987-88), before joining Mike Price's staff – his first stop at Washington State – in 1989. He also coached at Coffeyville Community College (1990-94), Western Oregon State College (1995-96) and Missouri Western State (1997-98).

A St. Louis, Mo., native, Ball played his prep ball at Webster Grove High School and put together a standout collegiate career at Missouri Western State College in Saint Joseph, Mo. Ball starred in the Griffons' secondary from 1982-85. His 12 career interceptions are the sixth-most in Griffons' history and his five picks in 1984 led the team that season. In 1985, Ball earned All-America honors.

The 1986 Missouri Western State College graduate and his wife, Tandi, have three children: a son, Brennan, and daughters, Abby and Ella Grace.






**AARON PFLUGRAD**  
Offensive Coordinator



**JERRY PARTRIDGE**  
Defensive Coordinator



**ROBIN PFLUGRAD**  
Asst Head Coach  
Tight Ends



**BOB CONNELLY**  
Offensive Line  
Run Game Coordinator



**AARON PRICE**  
Running Backs  
Special Teams



**JESSE THOMPSON**  
Defensive Backs



**EVERETTE THOMPSON**  
Defensive Line



**JUNIOR TANUVASA**  
Outside Linebackers



**JUNIOR TAYLOR**  
Wide Receivers



**BRENNAN BALL**  
Director Player Personnel/  
Recruiting



**TAYLOR ISBELL**  
Director of Football  
Operations




**JAMES BAIN**  
Graduate Assistant



**JAKE CASTEEL**  
Graduate Assistant



**NOAH SUTHERLAND**  
Graduate Assistant



**ZACHARY WERLINGER**  
Graduate Assistant



**TIM WILKINSON**  
Graduate Assistant



**JAMES FORAN**  
Video Coordinator



# PLAYERS TO WATCH

## 15 ▶ CASE COOKUS

QB - Senior

6-4 / 205

Thousand Oaks, Calif.

(Thousand Oaks HS)

- 2017 All-Big Sky First Team
- 2015 All-Big Sky First Team
- 2015 Jerry Rice Award winner
- 2015 Big Sky Freshman of the Year
- 2015 Walter Camp First Team All-America
- 2015 STATS Freshman of the Year
- 2015 Associated Press Third Team All-America
- 2015 STATS Third Team All-America
- 2015 College Sports Madness Freshman of the Year
- 2015 College Sports Madness All-America First Team
- 2015 College Football Performance Awards National Performer of the Year
- 2015 College Football Performance Awards National Freshman of the Year
- 2015 College Football Performance Awards Quarterback of the Year
- 2015 Sporting News Fab Fifty First Team
- 1 X FCS STATS National Offensive Player of the Week
- 4 X Big Sky Offensive Player of the Week
- 2 X College Sports Madness Big Sky Offensive Player of the Week

2019: Currently boasts **102** career touchdowns - **the most in NAU history**... has tallied **four** games with over **400** passing yards and **19** games of over **300** in his career...has a total of **27** games with multiple touchdown passes in his career, including **17** games with over three TD tosses and **12** four-TD pass performances...has the most passing yards in a career and single season in NAU history...became the fifth player in NAU annals to eclipse the 8,000-yard passing plateau in season-opening 37-23 vs. Missouri State (8/29)...completed 18-of-29 passes for 290 yards and two touchdowns vs. Bears (8/29)...tossed a pair of touchdowns while completing 28-of-48 passes for 373 yards at Arizona (9/7)... two interceptions vs. the Wildcats snapped a stretch of 14 consecutive games without throwing multiple picks...connected on 56-yard strike to freshman Hendrix Johnson in loss at Arizona (9/7)...connected on 12-of-21 passes for 357 yards and four touchdowns in 55-21 win over Western New Mexico (9/14)... netted 357 passing yards while completing 32-of-56 attempts, including four touchdowns at Illinois State (9/21)...completed 26-of-50 passes for 273 yards and a touchdown at Montana State (9/28)...eclipsed the 10,000 career passing yard mark while completing 19-of-32 passes for 406 yards and five touchdowns in 41-23 victory over Northern Colorado (10/5)...became NAU's all-time leader in touchdown passes while completing 20-of-34 throws for 359 yards and four scores at Weber State (10/19)...completed 26-of-41 passes for 363 yards and two touchdowns in win over Portland State (10/26)...completed 30-of-46 passes for 356 yards and two TDs at Eastern Washington (11/2)...totalled 186 yards and a touchdown vs. No. 8/8 Sacramento State (11/9)...tossed for 325 yards and a touchdown while completing 32-of-44 passes at Southern Utah (11/16).

PASS	G	Cmp	Att	Int	Yds	TD	Lg	Pct	Avg/P	Avg/G
2015	11	223	323	5	3117	37	69	.69	9.7	283.4
2016	4	80	119	1	1173	13	87	.67	9.9	293.3
2017	12	275	474	6	3413	22	55	.58	7.2	284.4
2018	2	24	34	2	265	2	84	.71	7.8	132.5
2019	11	261	430	7	3664	28	94	.61	8.5	333.1
<b>Total</b>	<b>40</b>	<b>863</b>	<b>1380</b>	<b>21</b>	<b>11632</b>	<b>102</b>	<b>94</b>	<b>.63</b>	<b>8.4</b>	<b>290.8</b>

## 29 ▶ KHALIL DORSEY

DB - Senior

5-9 / 170

Ontario, Calif.

(Colony HS)

- 2019 Preseason All-Big Sky
- 2018 All-Big Sky First Team
- 2017 All-Big Sky Third Team

2019: Made a tackle and broke up a pass in season-opening 37-23 victory over Missouri State (8/29)...made for stops at Arizona (9/7)...led team with eight tackles and blocked an extra point that was returned the distance for two points by teammate Anthony Sweeney in win over Western New Mexico...broke up a pair of passes and recorded five stops, including a TFL at Illinois State (9/21)... made seven stops at Montana State (9/28)...made nine stops and forced a fumble at Weber State (10/19)...made one tackle in win over Portland State (10/26)...led team with 10 tackles and four pass breakups at Eastern Washington (11/2)...posted four stops and broke up four passes vs. Sacramento State (11/9)...posted seven stops at Southern Utah (11/16).

DEFENSE	G	UA	A	Total	TFL-Yds	SK	INT	PD	FF	FR	Blkd
2016	11	33	14	47	2.5-18	1-14	2	11	0	0	1
2017	12	29	20	49	3-5	0-0	3	9	0	0	0
2018	10	25	8	33	2-8	0-0	3	9	1	0	0
2019	10	42	14	56	1-4	0-0	0	12	1	0	1
<b>Total</b>	<b>43</b>	<b>129</b>	<b>56</b>	<b>185</b>	<b>8.5-35</b>	<b>1.0-14</b>	<b>8</b>	<b>41</b>	<b>2</b>	<b>0</b>	<b>2</b>

## 22 ▶ JOE LOGAN

RB - Senior

5-11 / 200

Buckeye, Ariz.

(Estrella Foothills HS)

- 2017 All-Big Sky Honorable Mention
- 2016 Big Sky All-Academic Team
- 1 X College Sports Madness Big Sky Offensive Player of the Week

2019: Has recorded **nine** 100-yard plus rushing efforts in his career...currently boasts **2,535** rushing yards which ranks as the sixth-most in NAU career annals... scored 17th rushing touchdown of career with a four-yard burst in win over Missouri State (8/29)...busted free for a pair of long touchdown receptions of 65 and 63 yards in win over Western New Mexico (9/14) for a career high receiving total of 128 yards...snagged a career-best three touchdown catches and netted 98 yards on nine receptions at Illinois State (9/21)...tabbed 83 rushing yards and a touchdown at Montana State (9/28)...became 11th player in NAU history to eclipse 2,000 career rushing yards in 41-23 win over Northern Colorado (10/5)... rushed for 64 yards and a pair of touchdowns in 31-29 victory over Portland State (10/26)...tabbed first 100-yard rushing effort of the season with 120 yards on 23 carries and three touchdowns at Eastern Washington (11/2)...broke loose for a career-best 210 yards and three touchdowns on 24 carries vs. Sacramento State (11/9)...the 210 rushing yards were the most since Zach Bauman posted 266 yards vs. Idaho State on Oct. 19, 2013 – a span of 71 games...finished with 65 yards on 18 carries and also hauled in four passes for 33 yards at Southern Utah (11/16).

RUSH	G	Att	Yds	TD	Lg	Avg/C	Avg/G
2016	9	115	726	5	72	6.3	80.7
2017	11	136	650	6	75	4.8	59.1
2018	7	93	437	5	26	4.7	62.4
2019	11	167	722	11	63	4.3	65.6
<b>Total</b>	<b>38</b>	<b>511</b>	<b>2535</b>	<b>27</b>	<b>75</b>	<b>5.0</b>	<b>66.7</b>

## PLAYERS TO WATCH

REC	G	Rec	Yds	TD	Lg	Rec/G	Avg/C	Avg/G
2016	9	10	41	0	9	1.1	4.1	4.6
2017	11	21	148	0	38	1.9	7.0	13.5
2018	7	13	105	2	48	1.9	8.1	15.0
2019	11	34	415	5	65	3.1	12.2	37.7
<b>Total</b>	<b>38</b>	<b>78</b>	<b>709</b>	<b>7</b>	<b>65</b>	<b>2.1</b>	<b>9.1</b>	<b>18.7</b>

ALL-PUR	G	Rush	Rec	PR	KR	IR	Total	Avg/G
2016	9	726	41	0	244	0	1011	112.3
2017	11	650	148	0	75	0	873	79.4
2018	7	437	105	0	0	0	542	77.4
2019	11	722	415	0	145	0	1282	116.5
<b>Total</b>	<b>38</b>	<b>2535</b>	<b>709</b>	<b>0</b>	<b>464</b>	<b>0</b>	<b>3708</b>	<b>97.6</b>

### 18 ▶ BRANDON PORTER

**WR - Sophomore**

**5-10 / 165**

**Victorville, Calif.**  
**(Oak Hills HS)**

- **2017 All-Big Sky Honorable Mention**
- **2016 Big Sky All-Academic Team**
- **1 X College Sports Madness Big Sky Offensive Player of the Week**

**2019:** One of the most versatile players for NAU - a true triple threat that can attack the opponent with his feet, hands and arm...currently boasts **1,373** receiving yards on **76** receptions this season - both are within reach of setting the top single season mark in NAU recordbooks...boasts **six** 100-yard receiving efforts in his career, including **five** this season...has tossed a total of **four** touchdown passes...has posted **two** 100-yard rushing performances in career...posted 189 yards of total offense in season-opening win over Missouri State with a career-best 140 receiving yards on six catches, including two touchdowns...also tossed a 55-yard TD pass in the 37-23 win over Missouri State (8/29)...snagged a career-long 62-yard reception for a score in victory over Bears...registered 79 yards on eight receptions at Arizona (9/7)...registered 100 receiving yards on five catches, including touchdown grabs of five and 35 yards in win over Western New Mexico (9/14)...hauled in eight catches for 75 yards at Montana State (9/28)...ripped off 152 yards on seven receptions, including a pair of touchdowns in win over Northern Colorado (10/5)...snagged seven catches for 73 yards at Weber State (10/19)...snagged seven receptions for 92 yards in win over Portland State (10/26)...snagged eight receptions for 11 yards and two TDs at Eastern Washington (11/2)...tabbed eight catches for 67 yards vs. Sacramento State (11/9)...posted 151 and a touchdown on a career-best 10 catches at Southern Utah (11/21).

RUSH	G	Att	Yds	TD	Lg	Avg/C	Avg/G
2018	10	63	386	1	49	6.1	38.6
2019	11	12	27	0	9	2.3	2.5
<b>Total</b>	<b>21</b>	<b>75</b>	<b>413</b>	<b>1</b>	<b>49</b>	<b>5.5</b>	<b>19.7</b>

REC	G	Rec	Yds	TD	Lg	Rec/G	Avg/C	Avg/G
2018	10	28	325	1	68	2.8	11.6	32.5
2019	11	76	1048	9	62	6.9	13.8	95.3
<b>Total</b>	<b>21</b>	<b>104</b>	<b>1373</b>	<b>10</b>	<b>68</b>	<b>5.0</b>	<b>13.2</b>	<b>65.4</b>

ALL-PUR	G	Rush	Rec	PR	KR	IR	Total	Avg/G
2018	10	386	325	0	47	0	758	75.8
2019	11	27	1048	0	0	0	1075	97.7
<b>Total</b>	<b>21</b>	<b>413</b>	<b>1373</b>	<b>0</b>	<b>47</b>	<b>0</b>	<b>1833</b>	<b>87.3</b>

PASS	G	Cmp	Att	Int	Yds	TD	Lg	Pct	Avg/P	Avg/G
2018	10	10	30	2	154	3	49	.33	5.1	15.4
2019	11	1	2	0	55	1	55	.50	27.5	5.0
<b>Total</b>	<b>21</b>	<b>11</b>	<b>32</b>	<b>2</b>	<b>209</b>	<b>4</b>	<b>55</b>	<b>.34</b>	<b>6.5</b>	<b>10.0</b>

### 12 ▶ ANTHONY SWEENEY

**DB - Sophomore**

**5-10 / 170**

**American Canyon, Calif.**  
**(De La Salle)**

- **2018 Big Sky All-Academic**

**2019:** Was one of the Lumberjacks' top performers in both spring practice and fall camp...registered one tackle before being ejected for targeting in season-opener vs. Missouri State (8/29)...made five stops at Arizona (9/7)...recorded four stops and ran a blocked extra point attempt back 98 yards for a defensive deuce in victory over Western New Mexico (9/14)...broke up two passes and led team with nine stops, including one TFL at Illinois State (9/21)...made eight stops, including three TFLs, forced a fumble and broke up a pass at Montana State (9/28)...led the defense with a career-high 10 tackles in win over Portland State (10/26)...made nine tackles at Eastern Washington (11/2)...posted a career-best 14 stops and added an interception vs. Sacramento State (11/9)...made five tackles, including 1.0 TFLs at Southern Utah (11/16).

DEF	GP	SOLO	AST	TOT	TFL-YDS	SKS-YDS	INT	PD	FF	FR	BLK
2017	1	0	0	0	0.0-0	0.0-0	0	0	0	0	0
2018	9	25	10	35	4-15	1-9	1	4	1	1	0
2019	9	51	14	65	5-16	0-0	1	6	1	0	0
<b>Total</b>	<b>19</b>	<b>76</b>	<b>24</b>	<b>100</b>	<b>9.0-31</b>	<b>1.0-9</b>	<b>2</b>	<b>10</b>	<b>2</b>	<b>1</b>	<b>0</b>

## 2019 INDIVIDUAL STATS

<b>Rushing</b>	gp	att	gain	loss	net	avg	td	lg	avg/g
LOGAN, Joe	10	149	680	23	657	4.4	11	63	65.7
ROBINSON, Georg	7	31	131	9	122	3.9	2	23	17.4
STINSON, Nate	6	23	124	4	120	5.2	1	37	20.0
ALDREDGE, A.	9	18	82	2	80	4.4	0	15	8.9
MPUNGI, Jacob	7	14	47	0	47	3.4	1	8	6.7
BEE MILLER, He.	7	9	55	12	43	4.8	0	13	6.1
WUDTEE, Keondre	2	10	39	6	33	3.3	0	11	16.5
PORTER, Brandon	10	12	38	11	27	2.2	0	9	2.7
CASTILLO, J.	8	4	26	0	26	6.5	0	19	3.2
CHUKWUMEZIE, S.	10	4	25	6	19	4.8	1	15	1.9
WIDENER, Jeff	1	1	14	0	14	14.0	0	14	14.0
TEAM	4	2	0	29	-29	-14.5	0	0	-7.2
COOKUS, Case	10	35	95	150	-55	-1.6	0	25	-5.5
Total	10	312	1356	252	1104	3.5	16	63	110.4
Opponents	10	421	2380	231	2149	5.1	29	94	214.9

<b>Passing</b>	gp	effic	comp-att-int	pct	yds	td	lg	avg/g
COOKUS, Case	10	151.44	229-386-7	59.3	3339	27	94	333.9
BEE MILLER, He.	7	139.57	8-15-0	53.3	154	0	38	22.0
WUDTEE, Keondre	2	75.20	1-2-0	50.0	6	0	6	3.0
PORTER, Brandon	10	446.00	1-2-0	50.0	55	1	55	5.5
WIDENER, Jeff	1	125.20	1-1-0	100.0	3	0	3	3.0
Total	10	152.02	240-406-7	59.1	3557	28	94	355.7
Opponents	10	146.05	221-357-7	61.9	2957	20	75	295.7

<b>Receiving</b>	gp	no.	yds	avg	td	lg	avg/g
PORTER, Brandon	10	66	897	13.6	8	62	89.7
JOHNSON, H.	10	49	726	14.8	5	62	72.6
CHUKWUMEZIE, S.	10	37	801	21.6	7	94	80.1
LOGAN, Joe	10	30	382	12.7	5	65	38.2
GATEWOOD, Joey	9	20	313	15.6	0	43	34.8
CAMPIOTTI, Gino	8	11	119	10.8	1	27	14.9
LANGTON, Riley	10	6	119	19.8	0	34	11.9
ALDREDGE, A.	9	5	60	12.0	0	44	6.7
STINSON, Nate	6	4	31	7.8	0	11	5.2
DORSEY, Tommie	8	3	8	2.7	0	6	1.0
HAYWARD, T.	3	2	22	11.0	1	16	7.3
OWEN, Coleman	3	2	19	9.5	0	20	6.3
TEAM	4	1	26	26.0	0	26	6.5
FRENCH-LOVE, C.	4	1	14	14.0	1	14	3.5
WORTHY, Brandon	8	1	10	10.0	0	10	1.2
KEMPTON, M.	1	1	7	7.0	0	7	7.0
CASTILLO, J.	8	1	7	7.0	0	7	0.9
COOKUS, Case	10	0	-4	0.0	0	0	-0.4
Total	10	240	3557	14.8	28	94	355.7
Opponents	10	221	2957	13.4	20	75	295.7

<b>Punt Returns</b>	no.	yds	avg	td	lg
HAYWARD, T.	7	56	8.0	0	37
JOHNSON, H.	2	9	4.5	0	7
LANGTON, Riley	2	-13	-6.5	0	0
DORSEY, Khalil	1	4	4.0	0	0
Total	12	56	4.7	0	37
Opponents	18	199	11.1	0	44

<b>Interceptions</b>	no.	yds	avg	td	lg
SWEENEY, A.	1	0	0.0	0	0
BEE MILLER, Ha.	1	0	0.0	0	0
ALBERT, Daego	1	0	0.0	0	0
PERKINS, Nate	1	0	0.0	0	0
WORTHY, Brandon	1	0	0.0	0	0
TAUANU'U, Jaden	1	18	18.0	0	18
POWELL, Taylor	1	29	29.0	1	29
Total	7	47	6.7	1	29
Opponents	7	110	15.7	0	61

<b>Kick Returns</b>	no.	yds	avg	td	lg
STINSON, Nate	8	96	12.0	0	21
LOGAN, Joe	6	145	24.2	0	39
ALDREDGE, A.	5	91	18.2	0	29
OWEN, Coleman	4	98	24.5	0	30
POWELL, Jorim	3	75	25.0	0	30
HAYWARD, T.	3	84	28.0	0	46
MPUNGI, Jacob	2	24	12.0	0	15
MORGAN, Leon	2	34	17.0	0	24
CASTILLO, J.	1	4	4.0	0	4
BLITZKE, Andrew	1	0	0.0	0	0
Total	35	651	18.6	0	46
Opponents	14	267	19.1	0	40

<b>Fumble Returns</b>	no.	yds	avg	td	lg
Total	0	0	0.0	0	0
Opponents	1	77	77.0	1	77

# The Automated ScoreBook

## NAU Combined Team Statistics (as of Nov 16, 2019)

### All games

Date	Opponent	Score	Att.	Record:	Overall	Home	Away	Neutral
Aug 29, 2019	MISSOURI STATE	W 37-23	6891	All games	4-7	4-1	0-6	0-0
Sep 7, 2019	at Arizona	L 41-65	40741	Conference	2-5	2-1	0-4	0-0
Sep 14, 2019	WESTERN NEW MEXICO	W 55-21	5823	Non-Conference	2-2	2-0	0-2	0-0
Sep 21, 2019	at #10 Illinois State	L 27-40	9891					
* Sep 28, 2019	at #7 Montana State	L 31-49	19257	Team Statistics			NAU	OPP
* Oct 05, 2019	NORTHERN COLORADO	W 41-23	10026	FIRST DOWNS			242	271
* Oct 19, 2019	at #4 Weber State	L 28-51	4421	Rushing			61	114
* Oct 26, 2019	PORTLAND STATE	W 31-29	7324	Passing			152	137
* Nov 2, 2019	at Eastern Washington	L 38-66	8602	Penalty			29	20
* Nov 09, 2019	#8 SACRAMENTO STATE	L 34-38	4257	RUSHING YARDAGE			1269	2344
* Nov 16, 2019	at Southern Utah	L 30-31	3711	Rushing Attempts			345	463

Rushing	gp	att	gain	loss	net	avg	td	lg	avg/g
LOGAN, Joe	11	167	748	26	722	4.3	11	63	65.6
ROBINSON, Georg	8	43	222	9	213	5.0	3	61	26.6
STINSON, Nate	6	23	124	4	120	5.2	1	37	20.0
ALDREDGE, A.	9	18	82	2	80	4.4	0	15	8.9
MPUNGI, Jacob	8	14	47	0	47	3.4	1	8	5.9
BEEMLLER, He.	7	9	55	12	43	4.8	0	13	6.1
WUDTEE, Keondre	2	10	39	6	33	3.3	0	11	16.5
PORTER, Brandon	11	12	38	11	27	2.2	0	9	2.5
CASTILLO, J.	8	4	26	0	26	6.5	0	19	3.2
CHUKWUMEZIE, S.	11	4	25	6	19	4.8	1	15	1.7
WIDENER, Jeff	1	1	14	0	14	14.0	0	14	14.0
Total	11	345	1535	266	1269	3.7	18	63	115.4
Opponents	11	463	2594	250	2344	5.1	32	94	213.1

Passing	gp	effic	comp-att-int	pct	yds	td	lg	avg/g
COOKUS, Case	11	150.51	261-430-7	60.7	3664	28	94	333.1
BEEMLLER, He.	7	139.57	8-15-0	53.3	154	0	38	22.0
WUDTEE, Keondre	2	75.20	1-2-0	50.0	6	0	6	3.0
PORTER, Brandon	11	446.00	1-2-0	50.0	55	1	55	5.0
WIDENER, Jeff	1	125.20	1-1-0	100.0	3	0	3	3.0
Total	11	151.06	272-450-7	60.4	3882	29	94	352.9
Opponents	11	148.71	243-384-7	63.3	3247	21	75	295.2

Receiving	gp	no.	yds	avg	td	lg	avg/g
PORTER, Brandon	11	76	1048	13.8	9	62	95.3
JOHNSON, H.	11	55	762	13.9	5	62	69.3
CHUKWUMEZIE, S.	11	43	875	20.3	7	94	79.5
LOGAN, Joe	11	34	415	12.2	5	65	37.7
GATEWOOD, Joey	9	20	313	15.6	0	43	34.8
CAMPIOTTI, Gino	9	14	137	9.8	1	27	15.2
LANGTON, Riley	11	8	127	15.9	0	34	11.5
ALDREDGE, A.	9	5	60	12.0	0	44	6.7
STINSON, Nate	6	4	31	7.8	0	11	5.2
DORSEY, Tommie	8	3	8	2.7	0	6	1.0
HAYWARD, T.	3	2	22	11.0	1	16	7.3
OWEN, Coleman	3	2	19	9.5	0	20	6.3
TEAM	4	1	26	26.0	0	26	6.5
FRENCH-LOVE, C.	4	1	14	14.0	1	14	3.5
WORTHY, Brandon	9	1	10	10.0	0	10	1.1
Total	11	272	3882	14.3	29	94	352.9
Opponents	11	243	3247	13.4	21	75	295.2

Field Goals	fg	pct.	01-19	20-29	30-39	40-49	50-99	lg	blk
AGUILAR, Luis	18-21	85.7	1-1	4-4	4-4	7-8	2-4	57	0

Scoring	td	fg	PAT				dxp	saf	pts
			kick	rush	rcv	pass			
AGUILAR, Luis	-	18-21	47-47	-	-	-	-	101	
LOGAN, Joe	16	-	-	-	-	-	-	96	
PORTER, Brandon	9	-	-	-	-	-	-	54	
CHUKWUMEZIE, S.	8	-	-	-	-	-	-	48	
JOHNSON, H.	5	-	-	-	-	-	-	30	
ROBINSON, Georg	3	-	-	-	-	-	-	18	
FRENCH-LOVE, C.	1	-	-	-	-	-	-	6	
HAYWARD, T.	1	-	-	-	-	-	-	6	
POWELL, Taylor	1	-	-	-	-	-	-	6	
STINSON, Nate	1	-	-	-	-	-	-	6	
MPUNGI, Jacob	1	-	-	-	-	-	-	6	
CAMPIOTTI, Gino	1	-	-	-	-	-	-	6	
COOKUS, Case	1	-	-	-	-	0-1	-	6	
HO CHING, Mark	-	-	-	-	-	-	1	2	
SWEENEY, A.	-	-	-	-	-	-	1	2	
Total	48	18-21	47-47	-	-	0-1	1	393	
Opponents	54	19-22	49-50	1-2	1	1-2	-	436	

Score by Quarters	1st	2nd	3rd	4th	OT	Total
-------------------	-----	-----	-----	-----	----	-------

Record:	Overall	Home	Away	Neutral
All games	4-7	4-1	0-6	0-0
Conference	2-5	2-1	0-4	0-0
Non-Conference	2-2	2-0	0-2	0-0

Team Statistics	NAU	OPP
FIRST DOWNS	242	271
Rushing	61	114
Passing	152	137
Penalty	29	20
RUSHING YARDAGE	1269	2344
Rushing Attempts	345	463
Average Per Rush	3.7	5.1
Average Per Game	115.4	213.1
TDs Rushing	18	32
PASSING YARDAGE	3882	3247
Comp-Att-Int	272-450-7	243-384-7
Average Per Pass	8.6	8.5
Average Per Catch	14.3	13.4
Average Per Game	352.9	295.2
TDs Passing	29	21
TOTAL OFFENSE	5151	5591
Average Per Play	6.5	6.6
Average Per Game	468.3	508.3
KICK RETURNS: #-Yards	40-744	18-373
PUNT RETURNS: #-Yards	12-56	18-199
INT RETURNS: #-Yards	7-47	7-110
FUMBLES-LOST	13-7	16-7
PENALTIES-Yards	67-654	98-859
PUNTS-AVG	55-45.0	48-42.4
TIME OF POSSESSION/Game	26:13	33:47
3RD-DOWN Conversions	65/163	64/162
4TH-DOWN Conversions	7/19	18/25

Interceptions	no.	yds	avg	td	lg
ALBERT, Daego	1	0	0.0	0	0
WORTHY, Brandon	1	0	0.0	0	0
BEEMLLER, Ha.	1	0	0.0	0	0
TAUANU'U, Jaden	1	18	18.0	0	18
PERKINS, Nate	1	0	0.0	0	0
POWELL, Taylor	1	29	29.0	1	29
SWEENEY, A.	1	0	0.0	0	0

Punting	no.	yds	avg	lg	tb	fc	i20	50+	blk
ARNSON, DJ	53	2432	45.9	65	1	13	19	16	1
AGUILAR, Luis	1	43	43.0	43	0	0	0	0	0
TEAM	1	0	0.0	0	0	0	0	0	0

Punt Returns	no.	yds	avg	td	lg
HAYWARD, T.	7	56	8.0	0	37
JOHNSON, H.	2	9	4.5	0	7
LANGTON, Riley	2	-13	-6.5	0	0
DORSEY, Khalil	1	4	4.0	0	0
Total	12	56	4.7	0	37
Opponents	18	199	11.1	0	44

Kick Returns	no.	yds	avg	td	lg
STINSON, Nate	8	96	12.0	0	21
MORGAN, Leon	7	127	18.1	0	25
LOGAN, Joe	6	145	24.2	0	39
ALDREDGE, A.	5	91	18.2	0	29
OWEN, Coleman	4	98	24.5	0	30
POWELL, Jorim	3	75	25.0	0	30
HAYWARD, T.	3	84	28.0	0	46
MPUNGI, Jacob	2	24	12.0	0	15
BLITZKE, Andrew	1	0	0.0	0	0
CASTILLO, J.	1	4	4.0	0	4
Total	40	744	18.6	0	46
Opponents	18	373	20.7	0	40

All Purpose	g	rush	rcv	pr	kr	ir	total	avg/g
LOGAN, Joe	11	722	415	0	145	0	1282	116.5
PORTER, Brand	11	27	1048	0	0	0	1075	97.7
CHUKWUMEZIE	11	19	875	0	0	0	894	81.3
JOHNSON, H.	11	0	762	9	0	0	771	70.1
GATEWOOD, Jo	9	0	313	0	0	0	313	34.8
STINSON, Nate	6	120	31	0	96	0	247	41.2
ALDREDGE, A.	9	80	60	0	91	0	231	25.7
ROBINSON, Geo	8	213	0	0	0	0	213	26.6
HAYWARD, T.	2	0	22	56	84	0	162	81.0

The Automated ScoreBook  
 NAU Game Results (as of Nov 16, 2019)  
 All games

Date	Opponent		Score	Overall	Conference	Time	Attend
Aug 29, 2019	MISSOURI STATE	W	37-23	1-0	0-0	3:14	6891
Sep 7, 2019	at Arizona	L	41-65	1-1	0-0	3:14	40741
Sep 14, 2019	WESTERN NEW MEXICO	W	55-21	2-1	0-0	3:16	5823
Sep 21, 2019	at #10 Illinois State	L	27-40	2-2	0-0	3:27	9891
* Sep 28, 2019	at #7 Montana State	L	31-49	2-3	0-1	3:40 hrs	19257
* Oct 05, 2019	NORTHERN COLORADO	W	41-23	3-3	1-1	3:16	10026
* Oct 19, 2019	at #4 Weber State	L	28-51	3-4	1-2	3:05	4421
* Oct 26, 2019	PORTLAND STATE	W	31-29	4-4	2-2	3:09	7324
* Nov 2, 2019	at Eastern Washington	L	38-66	4-5	2-3	3:08	8602
* Nov 09, 2019	#8 SACRAMENTO STATE	L	34-38	4-6	2-4	3:15	4257
* Nov 16, 2019	at Southern Utah	L	30-31	4-7	2-5	2:52	3711

The Automated ScoreBook  
 NAU Overall Team Statistics (as of Nov 16, 2019)  
 All games

Team Statistics	NAU	OPP
SCORING	393	436
Points Per Game	35.7	39.6
Points Off Turnovers	59	72
FIRST DOWNS	242	271
Rushing	61	114
Passing	152	137
Penalty	29	20
RUSHING YARDAGE	1269	2344
Yards gained rushing	1535	2594
Yards lost rushing	266	250
Rushing Attempts	345	463
Average Per Rush	3.7	5.1
Average Per Game	115.4	213.1
TDs Rushing	18	32
PASSING YARDAGE	3882	3247
Comp-Att-Int	272-450-7	243-384-7
Average Per Pass	8.6	8.5
Average Per Catch	14.3	13.4
Average Per Game	352.9	295.2
TDs Passing	29	21
TOTAL OFFENSE	5151	5591
Total Plays	795	847
Average Per Play	6.5	6.6
Average Per Game	468.3	508.3
KICK RETURNS: #-Yards	40-744	18-373
PUNT RETURNS: #-Yards	12-56	18-199
INT RETURNS: #-Yards	7-47	7-110
KICK RETURN AVERAGE	18.6	20.7
PUNT RETURN AVERAGE	4.7	11.1
INT RETURN AVERAGE	6.7	15.7
FUMBLES-LOST	13-7	16-7
PENALTIES-Yards	67-654	98-859
Average Per Game	59.5	78.1
PUNTS-Yards	55-2475	48-2033
Average Per Punt	45.0	42.4
Net punt average	41.0	39.1
KICKOFFS-Yards	74-4613	83-4922
Average Per Kick	62.3	59.3
Net kick average	39.7	40.1
TIME OF POSSESSION/Game	26:13	33:47
3RD-DOWN Conversions	65/163	64/162
3rd-Down Pct	40%	40%
4TH-DOWN Conversions	7/19	18/25
4th-Down Pct	37%	72%
SACKS BY-Yards	18-126	17-132
MISC YARDS	3	0
TOUCHDOWNS SCORED	48	54
FIELD GOALS-ATTEMPTS	18-21	19-22
ON-SIDE KICKS	0-0	1-1
RED-ZONE SCORES	(34-41) 83%	(47-50) 94%
RED-ZONE TOUCHDOWNS	(24-41) 59%	(32-50) 64%
PAT-ATTEMPTS	(47-47) 100%	(49-50) 98%
ATTENDANCE	34321	86623
Games/Avg Per Game	5/6864	6/14437
Neutral Site Games		0/0

Score by Quarters	1st	2nd	3rd	4th	OT	Total
NAU	92	143	83	75	0	393
Opponents	84	124	129	99	0	436

The Automated ScoreBook  
 NAU Overall Individual Statistics (as of Nov 16, 2019)  
 All games

Rushing	gp	att	gain	loss	net	avg	td	lg	avg/g
LOGAN, Joe	11	167	748	26	722	4.3	11	63	65.6
ROBINSON, Georg	8	43	222	9	213	5.0	3	61	26.6
STINSON, Nate	6	23	124	4	120	5.2	1	37	20.0
ALDREDGE, A.	9	18	82	2	80	4.4	0	15	8.9
MPUNGI, Jacob	8	14	47	0	47	3.4	1	8	5.9
BEEMILLER, He.	7	9	55	12	43	4.8	0	13	6.1
WUDTEE, Keondre	2	10	39	6	33	3.3	0	11	16.5
PORTER, Brandon	11	12	38	11	27	2.2	0	9	2.5
CASTILLO, J.	8	4	26	0	26	6.5	0	19	3.2
CHUKWUMEZIE, S.	11	4	25	6	19	4.8	1	15	1.7
WIDENER, Jeff	1	1	14	0	14	14.0	0	14	14.0
TEAM	4	2	0	29	-29	-14.5	0	0	-7.2
COOKUS, Case	11	38	115	161	-46	-1.2	1	25	-4.2
Total	11	345	1535	266	1269	3.7	18	63	115.4
Opponents	11	463	2594	250	2344	5.1	32	94	213.1

Passing	gp	effic	comp-att-int	pct	yds	td	lg	avg/g
COOKUS, Case	11	150.51	261-430-7	60.7	3664	28	94	333.1
BEEMILLER, He.	7	139.57	8-15-0	53.3	154	0	38	22.0
WUDTEE, Keondre	2	75.20	1-2-0	50.0	6	0	6	3.0
PORTER, Brandon	11	446.00	1-2-0	50.0	55	1	55	5.0
WIDENER, Jeff	1	125.20	1-1-0	100.0	3	0	3	3.0
Total	11	151.06	272-450-7	60.4	3882	29	94	352.9
Opponents	11	148.71	243-384-7	63.3	3247	21	75	295.2

Receiving	gp	no.	yds	avg	td	lg	avg/g
PORTER, Brandon	11	76	1048	13.8	9	62	95.3
JOHNSON, H.	11	55	762	13.9	5	62	69.3
CHUKWUMEZIE, S.	11	43	875	20.3	7	94	79.5
LOGAN, Joe	11	34	415	12.2	5	65	37.7
GATEWOOD, Joey	9	20	313	15.6	0	43	34.8
CAMPIOTTI, Gino	9	14	137	9.8	1	27	15.2
LANGTON, Riley	11	8	127	15.9	0	34	11.5
ALDREDGE, A.	9	5	60	12.0	0	44	6.7
STINSON, Nate	6	4	31	7.8	0	11	5.2
DORSEY, Tommie	8	3	8	2.7	0	6	1.0
HAYWARD, T.	3	2	22	11.0	1	16	7.3
OWEN, Coleman	3	2	19	9.5	0	20	6.3
TEAM	4	1	26	26.0	0	26	6.5
FRENCH-LOVE, C.	4	1	14	14.0	1	14	3.5
WORTHY, Brandon	9	1	10	10.0	0	10	1.1
CASTILLO, J.	8	1	7	7.0	0	7	0.9
KEMPTON, M.	1	1	7	7.0	0	7	7.0
MORGAN, Leon	2	1	5	5.0	0	5	2.5
COOKUS, Case	11	0	-4	0.0	0	0	-0.4
Total	11	272	3882	14.3	29	94	352.9
Opponents	11	243	3247	13.4	21	75	295.2

Punt Returns	no.	yds	avg	td	lg
HAYWARD, T.	7	56	8.0	0	37
JOHNSON, H.	2	9	4.5	0	7
LANGTON, Riley	2	-13	-6.5	0	0
DORSEY, Khalil	1	4	4.0	0	0
Total	12	56	4.7	0	37
Opponents	18	199	11.1	0	44

Interceptions	no.	yds	avg	td	lg
SWEENEY, A.	1	0	0.0	0	0
WORTHY, Brandon	1	0	0.0	0	0
ALBERT, Daego	1	0	0.0	0	0
BEEMILLER, Ha.	1	0	0.0	0	0
PERKINS, Nate	1	0	0.0	0	0
TAUANU'U, Jaden	1	18	18.0	0	18
POWELL, Taylor	1	29	29.0	1	29
Total	7	47	6.7	1	29
Opponents	7	110	15.7	0	61

Kick Returns	no.	yds	avg	td	lg
STINSON, Nate	8	96	12.0	0	21
MORGAN, Leon	7	127	18.1	0	25
LOGAN, Joe	6	145	24.2	0	39
ALDREDGE, A.	5	91	18.2	0	29
OWEN, Coleman	4	98	24.5	0	30
HAYWARD, T.	3	84	28.0	0	46
POWELL, Jorim	3	75	25.0	0	30
MPUNGI, Jacob	2	24	12.0	0	15
BLITZKE, Andrew	1	0	0.0	0	0
CASTILLO, J.	1	4	4.0	0	4
Total	40	744	18.6	0	46
Opponents	18	373	20.7	0	40

Fumble Returns	no.	yds	avg	td	lg
Total	0	0	0.0	0	0
Opponents	1	77	77.0	1	77

The Automated ScoreBook  
 NAU Overall Individual Statistics (as of Nov 16, 2019)  
 All games

Scoring	td	fg	PAT				dxp	saf	pts
			kick	rush	rcv	pass			
AGUILAR, Luis	-	18-21	47-47	-	-	-	-	-	101
LOGAN, Joe	16	-	-	-	-	-	-	-	96
PORTER, Brandon	9	-	-	-	-	-	-	-	54
CHUKWUMEZIE, S.	8	-	-	-	-	-	-	-	48
JOHNSON, H.	5	-	-	-	-	-	-	-	30
ROBINSON, Georg	3	-	-	-	-	-	-	-	18
CAMPIOTTI, Gino	1	-	-	-	-	-	-	-	6
POWELL, Taylor	1	-	-	-	-	-	-	-	6
COOKUS, Case	1	-	-	-	-	0-1	-	-	6
MPUNGI, Jacob	1	-	-	-	-	-	-	-	6
HAYWARD, T.	1	-	-	-	-	-	-	-	6
FRENCH-LOVE, C.	1	-	-	-	-	-	-	-	6
STINSON, Nate	1	-	-	-	-	-	-	-	6
HO CHING, Mark	-	-	-	-	-	-	1	-	2
SWEENEY, A.	-	-	-	-	-	-	1	-	2
Total	48	18-21	47-47	-	-	0-1	1	1	393
Opponents	54	19-22	49-50	1-2	1	1-2	-	1	436

Total Offense	g	plays	rush	pass	total	avg/g
COOKUS, Case	11	468	-46	3664	3618	328.9
LOGAN, Joe	11	167	722	0	722	65.6
ROBINSON, Georg	8	43	213	0	213	26.6
BEEMLER, He.	7	24	43	154	197	28.1
STINSON, Nate	6	23	120	0	120	20.0
PORTER, Brandon	11	14	27	55	82	7.5
ALDREDGE, A.	9	18	80	0	80	8.9
MPUNGI, Jacob	8	14	47	0	47	5.9
WUDTEE, Keondre	2	12	33	6	39	19.5
CASTILLO, J.	8	4	26	0	26	3.2
CHUKWUMEZIE, S.	11	4	19	0	19	1.7
WIDENER, Jeff	1	2	14	3	17	17.0
TEAM	4	2	-29	0	-29	-7.2
Total	11	795	1269	3882	5151	468.3
Opponents	11	847	2344	3247	5591	508.3

Field Goals	fg	pct.	01-19	20-29	30-39	40-49	50-99	lg	blk
AGUILAR, Luis	18-21	85.7	1-1	4-4	4-4	7-8	2-4	57	0

FG Sequence	NAU	Opponents
Missouri State	(48),(21),(46)	30,(45),(28),(28)
Arizona	(34),(43)	-
Western New Mexico	(44),(21),(19)	45
Illinois State	52,51	(23),(28),(32),(29)
Montana State	(46)	-
Northern Colorado	(57),(31)	(37),(32),(23)
Weber State	-	(32)
Portland State	(38)	(48),(45),(33),(40),42,(21)
Eastern Washington	(22)	(27)
Sacramento State	(44),(54)	(41)
Southern Utah	(36),(20),42,(46)	(24)

Punting	no.	yds	avg	lg	tb	fc	i20	50+	blk
ARNSON, DJ	53	2432	45.9	65	1	13	19	16	1
AGUILAR, Luis	1	43	43.0	43	0	0	0	0	0
TEAM	1	0	0.0	0	0	0	0	0	0
Total	55	2475	45.0	65	1	13	19	16	1
Opponents	48	2033	42.4	73	5	6	13	14	0

Kickoffs	no.	yds	avg	tb	ob	retn	net	ydln
AGUILAR, Luis	73	4560	62.5	52	2			
ARNSON, DJ	1	53	53.0	0	0			
Total	74	4613	62.3	52	2	20.7	39.7	25
Opponents	83	4922	59.3	34	1	18.6	40.1	24

Numbers in (parentheses) indicate field goal was made.

The Automated ScoreBook  
 NAU Overall Individual Statistics (as of Nov 16, 2019)  
 All games

All Purpose	g	rush	rcv	pr	kr	ir	total	avg/g
LOGAN, Joe	11	722	415	0	145	0	1282	116.5
PORTER, Brand	11	27	1048	0	0	0	1075	97.7
CHUKWUMEZI	11	19	875	0	0	0	894	81.3
JOHNSON, H.	11	0	762	9	0	0	771	70.1
GATEWOOD, J	9	0	313	0	0	0	313	34.8
STINSON, Nate	6	120	31	0	96	0	247	41.2
ALDREDGE, A.	9	80	60	0	91	0	231	25.7
ROBINSON, Ge	8	213	0	0	0	0	213	26.6
HAYWARD, T.	3	0	22	56	84	0	162	54.0
CAMPIOTTI, Gi	9	0	137	0	0	0	137	15.2
MORGAN, Leon	2	0	5	0	127	0	132	66.0
OWEN, Colema	3	0	19	0	98	0	117	39.0
LANGTON, Rile	11	0	127	-13	0	0	114	10.4
POWELL, Jorim	4	0	0	0	75	0	75	18.8
MPUNGI, Jacob	8	47	0	0	24	0	71	8.9
BEEMILLER, He	7	43	0	0	0	0	43	6.1
CASTILLO, J.	8	26	7	0	4	0	37	4.6
WUDTEE, Keon	2	33	0	0	0	0	33	16.5
POWELL, Taylor	4	0	0	0	0	29	29	7.2
TAUANU'U, Jad	8	0	0	0	0	18	18	2.2
FRENCH-LOVE,	4	0	14	0	0	0	14	3.5
WIDENER, Jeff	1	14	0	0	0	0	14	14.0
WORTHY, Bran	9	0	10	0	0	0	10	1.1
DORSEY, Tom	8	0	8	0	0	0	8	1.0
KEMPTON, M.	1	0	7	0	0	0	7	7.0
DORSEY, Khalil	10	0	0	4	0	0	4	0.4
TEAM	4	-29	26	0	0	0	-3	-0.8
COOKUS, Case	11	-46	-4	0	0	0	-50	-4.5
Total	11	1269	3882	56	744	47	5998	545.3
Opponents	11	2344	3247	199	373	110	6273	570.3

The Automated ScoreBook  
 NAU Overall Defensive Statistics (as of Nov 16, 2019)  
 All games

##	Defensive Leaders	gp	Tackles			tfl/yds	Sacks no-yds	Pass defense			Fumbles		blkd	
			ua	a	tot			int-yds	brup	qbh	rcv-yds	ff	kick	saf
12	SWEENEY, A.	9	51	14	65	5.0-16	.	1-0	5	.	.	1	.	.
35	HARDIMAN, B.	11	35	28	63	4.0-10	1.5-6	.	.	1	.	.	.	.
4B	BEEMILLER, Ha.	11	34	26	60	2.5-4	.	1-0	1	4	.	2	.	.
29	DORSEY, Khalil	10	42	14	56	1.0-4	.	.	12	.	.	1	1	.
23	BARRY, Brian	11	38	15	53	1.5-3	.	.	2	.	2-0	.	.	.
52	MITCHELL, K.	11	32	21	53	1.0-2	.	.	1	.	.	.	.	.
30	COOK, Jalen	8	32	14	46	1.0-2	.	.	4	.	.	1	1	.
50	JULES, Chris	11	27	14	41	4.5-24	2.5-20	.	.	2	3-0	1	.	.
90	ANDREWS, Aaron	11	18	19	37	4.0-13	0.5-5	.	1	2	1-0	.	.	.
1	TAYLOR, Carson	11	12	24	36	7.5-40	3.0-27	.	.	6	.	1	.	.
38	PARRISH, Cejai	9	21	14	35	1.0-1	.	.	2	.	.	.	.	.
6	WORTHY, Brandon	9	23	12	35	4.5-19	2.5-12	1-0	.	.	.	1	.	.
36	KWETE, Eloi	7	10	15	25	4.0-26	3.0-24	.	.	.	1-0	.	.	.
5D	LAMETA, Heston	8	12	8	20	2.0-10	1.0-8	.	1	.	.	.	.	.
32	BLITZKE, Andrew	11	10	9	19	.	.	.	.	.	.	.	.	.
55	JOSEPH, E.	11	10	9	19	1.0-4	1.0-4	.	.	.	.	.	.	.
4	POWELL, Taylor	4	10	8	18	2.5-5	.	1-29	.	.	.	.	.	.
37	TAUANU'U, Jaden	8	8	5	13	1.0-3	.	1-18	.	.	.	.	.	.
3	MPUNGI, Jacob	8	10	1	11	.	.	.	1	.	.	.	.	.
54	GAMMAGE, D.	8	2	7	9	0.5-1	.	.	.	.	.	.	.	.
95	GOSS, Jalen	4	1	8	9	0.5-1	.	.	.	.	.	.	.	.
13	MYERS, Marcel	4	9	.	9	1.0-4	.	.	.	.	.	.	.	.
56	LAWLESS, B.	3	3	6	9	3.5-8	0.5-2	.	.	.	.	.	.	.
91	LOLOHEA, J.	8	5	4	9	1.5-12	1.5-12	.	.	2	.	1	.	.
57	HO CHING, Mark	5	4	4	8	2.5-5	.	.	.	.	.	.	.	1
2A	ALBERT, Daego	7	5	2	7	.	.	1-0	.	.	.	.	.	.
3B	WILSON, Jhasi	6	4	3	7	1.0-1	.	.	.	.	.	.	.	.
26	PERKINS, Nate	9	3	3	6	.	.	1-0	.	.	.	.	.	.
21	PAIGE, Sherrod	2	3	2	5	0.5-1	.	.	1	.	.	.	.	.
47	WALLACE, D.	11	1	2	3	.	.	.	.	.	.	.	.	.
40	COLEMAN, Cody	4	2	1	3	.	.	.	.	.	.	.	.	.
97	KNOX, Jalen	7	2	.	2	.	.	.	.	.	.	.	.	.
41	AGUILAR, Luis	11	1	1	2	.	.	.	.	.	.	.	.	.
42	HUNTER, J.	4	1	1	2	.	.	.	.	.	.	.	.	.
28	STERLING, R.	3	1	.	1	.	.	.	.	.	.	.	.	.
64	HATHOOT, Justin	10	1	.	1	.	.	.	.	.	.	.	.	.
18	PORTER, Brandon	11	1	.	1	.	.	.	.	.	.	.	.	.
48	PISANO, Jason	9	1	.	1	.	.	.	.	.	.	.	.	.
24	MCCLENDON, E.	4	1	.	1	.	.	.	.	.	.	.	.	.
99	HOOPER, Jalen	9	.	1	1	.	.	.	.	.	.	.	.	.
10	JOHNSON, H.	11	1	.	1	.	.	.	.	.	.	.	.	.
44	FISHER, Cole	8	1	.	1	.	.	.	.	.	.	.	.	.
2E	HORNE, Matty	2	1	.	1	.	.	.	.	.	.	.	.	.
2D	JUNTUNEN, A.	2	1	.	1	.	.	.	.	.	.	.	.	.
69	LEADER, Jonas	10	1	.	1	.	.	.	.	.	.	.	.	.
TM	TEAM	4	.	1	1	.	.	.	.	.	.	.	.	.
31	ALDREDGE, A.	9	1	.	1	.	.	.	.	.	.	.	.	.
5	BEEMILLER, He.	7	.	.	.	.	.	.	.	1	.	.	.	.
Total		11	492	316	808	59-219	18-126	7-47	31	18	7-0	9	2	1
Opponents		11	427	306	733	62-222	17-132	7-110	31	38	7-77	5	1	1

The Automated ScoreBook  
NAU Team Game-by-Game (as of Nov 16, 2019)  
All games

TEAM STATISTICS

Date	Opponent	Rushing				Receiving				Passing				Kick Returns				Punt Returns				tot off		
		no.	yds	td	lg	no.	yds	td	lg	cmp	att	int	yds	td	lg	no.	yds	td	lg	no.	yds		td	lg
Aug 29	MISSOURI STATE	36	88	1	15	20	351	3	62	20	32	0	351	3	62	2	65	0	39	2	3	0	0	439
Sep 7	at Arizona	27	69	3	23	28	373	2	56	28	48	2	373	2	56	2	28	0	17	0	0	0	0	442
Sep 14	WESTERN NEW MEXICO	49	187	2	19	20	485	4	65	20	33	0	485	4	65	4	113	0	46	6	57	0	37	672
Sep 21	at Illinois State	26	25	0	7	32	376	4	44	32	56	2	376	4	44	5	72	0	22	0	0	0	0	401
Sep 28	at Montana State	30	164	2	37	26	273	1	28	26	50	1	273	1	28	5	59	0	15	0	0	0	0	437
Oct 05	NORTHERN COLORADO	33	131	0	25	19	406	5	61	19	32	1	406	5	61	0	0	0	0	2	-13	0	0	537
Oct 19	at Weber State	22	16	0	25	20	359	4	94	20	34	0	359	4	94	2	24	0	14	0	0	0	0	375
Oct 26	PORTLAND STATE	24	100	2	15	26	363	2	62	26	41	1	363	2	62	3	70	0	34	1	2	0	2	463
Nov 2	at Eastern Washington	32	112	3	36	31	385	2	43	31	50	0	385	2	43	10	186	0	30	0	0	0	0	497
Nov 09	SACRAMENTO STATE	33	212	3	63	18	186	1	73	18	30	0	186	1	73	2	34	0	24	1	7	0	7	398
Nov 16	at Southern Utah	33	165	2	61	32	325	1	36	32	44	0	325	1	36	5	93	0	25	0	0	0	0	490
Opponents		345	1269	18	63	272	3882	29	94	272	450	7	3882	29	94	40	744	0	46	12	56	0	37	5151
		463	2344	32	94	243	3247	21	75	243	384	7	3247	21	75	18	373	0	40	18	199	0	44	5591

Games: 11 • Avg/rush: 3.7 • Avg/catch: 14.3 • Pass effic: 151.06 • KR avg: 18.6 • PR avg: 4.7 • All purpose avg/game: 545.3 • Total offense avg/gm: 468.3

Date	Opponent	Tackles				Sacks no-yds	Fumble		Pass Defense			blkd kick	PAT Attempts			off		pts	
		ua	a	total	tfl-yds		ff	fr-yds	int-yds	qbh	brup		kick	rush	rcv	saf	t/o		
Aug 29	MISSOURI STATE	30	44	74	9.0-25	1.0-6	0	0-0	0-0	3	5	0	4-4	0	0	0	0	0	37
Sep 7	at Arizona	59	10	69	9.0-24	1.0-3	0	0-0	0-0	0	1	0	5-5	0	0	0	0	0	41
Sep 14	WESTERN NEW MEXIC	33	28	61	11.0-43	3.0-27	1	0-0	1-0	1	3	2	6-6	0	0	1	0	55	
Sep 21	at Illinois State	38	22	60	5.0-15	2.0-7	2	2-0	1-18	3	4	0	3-3	0	0	0	7	27	
Sep 28	at Montana State	53	26	79	5.0-14	0.0-0	1	2-0	1-29	0	2	0	4-4	0	0	0	17	31	
Oct 05	NORTHERN COLORAD	48	22	70	8.0-43	5.0-37	2	0-0	1-0	4	2	0	5-5	0	0	0	0	41	
Oct 19	at Weber State	47	48	95	0.0-0	0.0-0	1	1-0	1-0	0	2	0	4-4	0	0	0	14	28	
Oct 26	PORTLAND STATE	46	22	68	5.0-27	3.0-23	0	0-0	1-0	4	1	0	4-4	0	0	0	0	31	
Nov 2	at Eastern Washington	42	40	82	2.0-4	0.0-0	0	0-0	0-0	2	5	0	5-5	0	0	0	0	38	
Nov 09	SACRAMENTO STATE	45	34	79	2.0-17	2.0-17	1	1-0	1-0	1	6	0	4-4	0	0	0	14	34	
Nov 16	at Southern Utah	51	20	71	3.0-7	1.0-0	1	1-0	0-0	0	0	0	3-3	0	0	0	7	30	
Opponents		492	316	808	59.0-219	17.0-120	9	7-0	7-47	18	31	2	47-47	0	0	1	59	393	
		427	306	733	62.0-222	17.0-132	5	7-77	7-110	38	31	1	49-50	1	1	1	72	436	

Date	Opponent	Punting									Field Goals			Kickoffs				
		no.	yds	avg	long	blkd	tb	fc	50+	i20	md-att	long	blkd	no.	yds	avg	tb	ob
Aug 29	MISSOURI STATE	5	225	45.0	49	0	0	2	0	2	3-3	48	0	8	524	65.5	7	0
Sep 7	at Arizona	2	86	43.0	54	0	0	0	1	0	2-2	43	0	8	489	61.1	3	0
Sep 14	WESTERN NEW MEXIC	3	109	36.3	63	1	0	0	1	1	3-3	44	0	9	591	65.7	8	0
Sep 21	at Illinois State	5	266	53.2	65	0	0	1	3	1	0-2	0	0	5	298	59.6	3	0
Sep 28	at Montana State	11	418	38.0	55	0	0	5	1	3	1-1	46	0	6	343	57.2	3	0
Oct 05	NORTHERN COLORAD	5	253	50.6	59	0	1	0	2	1	2-2	57	0	7	455	65.0	7	0
Oct 19	at Weber State	8	360	45.0	56	0	0	1	3	3	0-0	0	0	5	300	60.0	2	1
Oct 26	PORTLAND STATE	4	197	49.2	64	0	0	1	1	1	1-1	38	0	6	390	65.0	6	0
Nov 2	at Eastern Washington	2	114	57.0	58	0	0	0	2	2	1-1	22	0	6	349	58.2	3	1
Nov 09	SACRAMENTO STATE	8	362	45.2	58	0	0	2	1	4	2-2	54	0	7	455	65.0	7	0
Nov 16	at Southern Utah	2	85	42.5	50	0	0	1	1	1	3-4	46	0	7	419	59.9	3	0
Opponents		55	2475	45.0	65	1	1	13	16	19	18-21	57	0	74	4613	62.3	52	2
		48	2033	42.4	73	0	5	6	14	13	19-22	48	1	83	4922	59.3	34	1

The Automated ScoreBook  
NAU Opponent Game-by-Game (as of Nov 16, 2019)  
All games

OPPONENT STATISTICS

Date	Opponent	Rushing				Receiving				Passing				Kick Returns				Punt Returns				tot off
		no.	yds	td	lg	no.	yds	td	lg	cmp	att	int	yds	td	lg	no.	yds	td	lg	no.	yds	
Aug 29	MISSOURI STATE	32	43	0	9	20	289	2	37	20-35-0	289	2	37	1	19	0	19	2	4	0	4	332
Sep 7	at Arizona	46	431	4	94	23	289	5	75	23-28-0	289	5	75	5	69	0	23	1	42	0	42	720
Sep 14	WESTERN NEW MEXICO	35	87	2	36	15	188	1	29	15-29-1	188	1	29	1	27	0	27	1	18	0	0	275
Sep 21	at Illinois State	33	115	2	52	22	419	2	53	22-34-1	419	2	53	1	20	0	20	1	-3	0	0	534
Sep 28	at Montana State	58	340	6	34	12	103	1	49	12-26-1	103	1	49	3	54	0	26	3	25	0	23	443
Oct 05	NORTHERN COLORADO	31	32	0	12	31	411	2	75	31-49-1	411	2	75	0	0	0	0	2	9	0	8	443
Oct 19	at Weber State	58	439	7	54	17	173	0	22	17-30-1	173	0	22	2	38	0	19	4	46	0	18	612
Oct 26	PORTLAND STATE	42	205	2	33	22	307	0	61	22-40-1	307	0	61	0	0	0	0	1	10	0	10	512
Nov 2	at Eastern Washington	43	312	5	50	32	394	3	75	32-42-0	394	3	75	1	40	0	40	0	0	0	0	706
Nov 09	SACRAMENTO STATE	43	145	1	17	27	384	4	63	27-44-1	384	4	63	0	0	0	0	3	48	0	44	529
Nov 16	at Southern Utah	42	195	3	54	22	290	1	56	22-27-0	290	1	56	4	106	0	38	0	0	0	0	485
NAU		463	2344	32	94	243	3247	21	75	243-384-7	3247	21	75	18	373	0	40	18	199	0	44	5591
NAU		345	1269	18	63	272	3882	29	94	272-450-7	3882	29	94	40	744	0	46	12	56	0	37	5151

Games: 11 • Avg/rush: 5.1 • Avg/catch: 13.4 • Pass effic: 148.71 • KR avg: 20.7 • PR avg: 11.1 • All purpose avg/game: 570.3 • Total offense avg/gm: 508.3

Date	Opponent	Tackles				Sacks no-yds	Fumble		Pass Defense			blkd kick	PAT Attempts			off		pts
		ua	a	total	tfl-yds		ff	fr-yds	int-yds	qbh	brup		kick	rush	rcv	saf	t/o	
Aug 29	MISSOURI STATE	31	42	73	11.0-26	0.0-0	0	1-0	0-0	3	2	0	2-2	0	0	0	3	23
Sep 7	at Arizona	46	2	48	5.0-11	1.0-1	0	0-0	2-0	0	3	0	9-9	0	0	1	14	65
Sep 14	WESTERN NEW MEXIC	42	50	92	4.0-13	1.0-10	0	0-0	0-0	2	1	1	1-2	0	1	0	21	
Sep 21	at Illinois State	52	12	64	6.0-29	5.0-28	0	0-0	2-61	15	4	0	4-4	0	0	0	7	40
Sep 28	at Montana State	42	26	68	8.0-9	0.0-0	1	1-0	1-22	3	7	0	7-7	0	0	0	14	49
Oct 05	NORTHERN COLORAD	30	30	60	4.0-14	1.0-10	0	1-0	1-0	1	0	0	2-2	0	0	0	3	23
Oct 19	at Weber State	28	18	46	9.0-55	4.0-42	3	2-0	0-0	2	2	0	6-6	0	0	0	14	51
Oct 26	PORTLAND STATE	33	26	59	2.0-7	1.0-4	0	0-0	1-27	3	3	0	0-0	1	0	0	3	29
Nov 2	at Eastern Washington	37	56	93	7.0-13	1.0-1	1	2-77	0-0	7	6	0	9-9	0	0	0	14	66
Nov 09	SACRAMENTO STATE	32	28	60	4.0-31	2.0-25	0	0-0	0-0	2	0	0	5-5	0	0	0	0	38
Nov 16	at Southern Utah	54	16	70	2.0-14	1.0-11	0	0-0	0-0	0	3	0	4-4	0	0	0	0	31
NAU		427	306	733	62.0-222	17.0-132	5	7-77	7-110	38	31	1	49-50	1	1	1	72	436
NAU		492	316	808	59.0-219	17.0-120	9	7-0	7-47	18	31	2	47-47	0	0	1	59	393

Date	Opponent	Punting									Field Goals			Kickoffs				
		no.	yds	avg	long	blkd	tb	fc	50+	i20	md-att	long	blkd	no.	yds	avg	tb	ob
Aug 29	MISSOURI STATE	6	262	43.7	64	0	1	1	2	0	3-4	45	0	6	390	65.0	4	0
Sep 7	at Arizona	2	76	38.0	42	0	0	1	0	0	0-0	0	0	10	620	62.0	7	0
Sep 14	WESTERN NEW MEXIC	8	322	40.2	43	0	1	1	0	0	0-1	0	1	5	315	63.0	1	0
Sep 21	at Illinois State	4	148	37.0	43	0	0	1	0	2	4-4	32	0	8	476	59.5	1	1
Sep 28	at Montana State	8	383	47.9	66	0	2	0	4	3	0-0	0	0	8	427	53.4	1	0
Oct 05	NORTHERN COLORAD	7	284	40.6	58	0	1	0	3	1	3-3	37	0	6	390	65.0	6	0
Oct 19	at Weber State	2	82	41.0	55	0	0	0	1	2	1-1	32	0	9	477	53.0	3	0
Oct 26	PORTLAND STATE	2	81	40.5	50	0	0	0	1	1	5-6	48	0	8	514	64.2	5	0
Nov 2	at Eastern Washington	1	26	26.0	26	0	0	0	0	0	1-1	27	0	11	558	50.7	1	0
Nov 09	SACRAMENTO STATE	6	267	44.5	73	0	0	1	1	2	1-1	41	0	6	390	65.0	4	0
Nov 16	at Southern Utah	2	102	51.0	52	0	0	1	2	2	1-1	24	0	6	365	60.8	1	0
NAU		48	2033	42.4	73	0	5	6	14	13	19-22	48	1	83	4922	59.3	34	1
NAU		55	2475	45.0	65	1	1	13	16	19	18-21	57	0	74	4613	62.3	52	2

The Automated ScoreBook  
 NAU Game Superlatives (as of Nov 16, 2019)  
 All games

INDIVIDUAL GAME HIGHS

Rushes	24	LOGAN, Joe vs Sacramento State (Nov 09, 2019)
Yards Rushing	210	LOGAN, Joe vs Sacramento State (Nov 09, 2019)
TD Rushes	3	LOGAN, Joe at Eastern Washington (Nov 2, 2019)
	3	LOGAN, Joe vs Sacramento State (Nov 09, 2019)
Long Rush	63	LOGAN, Joe vs Sacramento State (Nov 09, 2019)
Pass attempts	56	COOKUS, Case at Illinois State (Sep 21, 2019)
Pass completions	32	COOKUS, Case at Illinois State (Sep 21, 2019)
	32	COOKUS, Case at Southern Utah (Nov 16, 2019)
Yards Passing	406	COOKUS, Case vs Northern Colorado (Oct 05, 2019)
TD Passes	5	COOKUS, Case vs Northern Colorado (Oct 05, 2019)
Long Pass	94	COOKUS, Case at Weber State (Oct 19, 2019)
Receptions	10	PORTER, Brandon at Southern Utah (Nov 16, 2019)
Yards Receiving	167	CHUKWUMEZIE, S. at Weber State (Oct 19, 2019)
TD Receptions	3	LOGAN, Joe at Illinois State (Sep 21, 2019)
Long Reception	94	CHUKWUMEZIE, S. at Weber State (Oct 19, 2019)
Field Goals	3	AGUILAR, Luis vs Missouri State (Aug 29, 2019)
	3	AGUILAR, Luis vs Western New Mexico (Sep 14, 2019)
	3	AGUILAR, Luis at Southern Utah (Nov 16, 2019)
Long Field Goal	57	AGUILAR, Luis vs Northern Colorado (Oct 05, 2019)
Punts	11	ARNSON, DJ at Montana State (Sep 28, 2019)
Punting Avg	57.0	ARNSON, DJ at Eastern Washington (Nov 2, 2019)
Long Punt	65	ARNSON, DJ at Illinois State (Sep 21, 2019)
Punts inside 20	4	ARNSON, DJ vs Sacramento State (Nov 09, 2019)
Long Punt Return	37	HAYWARD, T. vs Western New Mexico (Sep 14, 2019)
Long Kickoff Return	46	HAYWARD, T. vs Western New Mexico (Sep 14, 2019)
Tackles	14	SWEENEY, A. vs Sacramento State (Nov 09, 2019)
Sacks	1.5	TAYLOR, Carson vs Western New Mexico (Sep 14, 2019)
	1.5	HARDIMAN, B. vs Northern Colorado (Oct 05, 2019)
	1.5	KWETE, Eloi vs Northern Colorado (Oct 05, 2019)
	1.5	KWETE, Eloi vs Portland State (Oct 26, 2019)
	1.5	JULES, Chris vs Sacramento State (Nov 09, 2019)
Tackles For Loss	3.0	SWEENEY, A. at Montana State (Sep 28, 2019)
Interceptions	1	WORTHY, Brandon vs Western New Mexico (Sep 14, 2019)
	1	TAUANU'U, Jaden at Illinois State (Sep 21, 2019)
	1	POWELL, Taylor at Montana State (Sep 28, 2019)
	1	ALBERT, Daego vs Northern Colorado (Oct 05, 2019)
	1	BEE MILLER, Ha. at Weber State (Oct 19, 2019)
	1	PERKINS, Nate vs Portland State (Oct 26, 2019)
	1	SWEENEY, A. vs Sacramento State (Nov 09, 2019)

The Automated ScoreBook  
 NAU Game Superlatives (as of Nov 16, 2019)  
 All games

TEAM GAME HIGHS

Rushes	49	vs Western New Mexico (Sep 14, 2019)
Yards Rushing	212	vs Sacramento State (Nov 09, 2019)
Yards Per Rush	6.4	vs Sacramento State (Nov 09, 2019)
TD Rushes	3	at Arizona (Sep 7, 2019)
	3	at Eastern Washington (Nov 2, 2019)
	3	vs Sacramento State (Nov 09, 2019)
Pass attempts	56	at Illinois State (Sep 21, 2019)
Pass completions	32	at Illinois State (Sep 21, 2019)
	32	at Southern Utah (Nov 16, 2019)
Yards Passing	485	vs Western New Mexico (Sep 14, 2019)
Yards Per Pass	14.7	vs Western New Mexico (Sep 14, 2019)
TD Passes	5	vs Northern Colorado (Oct 05, 2019)
Total Plays	82	vs Western New Mexico (Sep 14, 2019)
	82	at Illinois State (Sep 21, 2019)
	82	at Eastern Washington (Nov 2, 2019)
Total Offense	672	vs Western New Mexico (Sep 14, 2019)
Yards Per Play	8.3	vs Northern Colorado (Oct 05, 2019)
Points	55	vs Western New Mexico (Sep 14, 2019)
Sacks By	5	vs Northern Colorado (Oct 05, 2019)
First Downs	28	vs Western New Mexico (Sep 14, 2019)
Penalties	12	at Montana State (Sep 28, 2019)
Penalty Yards	125	vs Missouri State (Aug 29, 2019)
Turnovers	2	at Arizona (Sep 7, 2019)
	2	at Illinois State (Sep 21, 2019)
	2	at Montana State (Sep 28, 2019)
	2	vs Northern Colorado (Oct 05, 2019)
	2	at Weber State (Oct 19, 2019)
	2	at Eastern Washington (Nov 2, 2019)
Interceptions By	1	vs Western New Mexico (Sep 14, 2019)
	1	at Illinois State (Sep 21, 2019)
	1	at Montana State (Sep 28, 2019)
	1	vs Northern Colorado (Oct 05, 2019)
	1	at Weber State (Oct 19, 2019)
	1	vs Portland State (Oct 26, 2019)
	1	vs Sacramento State (Nov 09, 2019)
Punts	11	at Montana State (Sep 28, 2019)
Punting Avg	57.0	at Eastern Washington (Nov 2, 2019)
Long Punt	65	at Illinois State (Sep 21, 2019)
Punts inside 20	4	vs Sacramento State (Nov 09, 2019)
Long Punt Return	37	vs Western New Mexico (Sep 14, 2019)

The Automated ScoreBook  
 NAU Game Superlatives (as of Nov 16, 2019)  
 All games

OPPONENT INDIVIDUAL GAME HIGHS

Rushes	34	DAVIS, Josh, at Weber State (Oct 19, 2019)
Yards Rushing	328	DAVIS, Josh, at Weber State (Oct 19, 2019)
TD Rushes	4	DAVIS, Josh, at Weber State (Oct 19, 2019)
Long Rush	94	Brightwell, G., at Arizona (Sep 7, 2019)
Pass attempts	49	Jacob Knipp, vs Northern Colorado (Oct 05, 2019)
Pass completions	31	Jacob Knipp, vs Northern Colorado (Oct 05, 2019)
Yards Passing	419	Davis,Brady, at Illinois State (Sep 21, 2019)
TD Passes	4	DUNNIWAY, Jake, vs Sacramento State (Nov 09, 2019)
Long Pass	75	Gunnell, G., at Arizona (Sep 7, 2019)
	75	Jacob Knipp, vs Northern Colorado (Oct 05, 2019)
	75	Eric Barriere, at Eastern Washington (Nov 2, 2019)
Receptions	12	Edgar,Andrew, at Illinois State (Sep 21, 2019)
Yards Receiving	228	Edgar,Andrew, at Illinois State (Sep 21, 2019)
TD Receptions	2	Cunningham, T., at Arizona (Sep 7, 2019)
	2	Edgar,Andrew, at Illinois State (Sep 21, 2019)
	2	MARTIN, Marshel, vs Sacramento State (Nov 09, 2019)
Long Reception	75	Reid III, T., at Arizona (Sep 7, 2019)
	75	Noah Sarria, vs Northern Colorado (Oct 05, 2019)
	75	T. Limu-Jones, at Eastern Washington (Nov 2, 2019)
Field Goals	5	WILLIAMS,Cody, vs Portland State (Oct 26, 2019)
Long Field Goal	48	WILLIAMS,Cody, vs Portland State (Oct 26, 2019)
Punts	8	E. Rios, vs Western New Mexico (Sep 14, 2019)
	8	PADMOS, Jered, at Montana State (Sep 28, 2019)
Punting Avg	51.0	SCHENKS, Brando, at Southern Utah (Nov 16, 2019)
Long Punt	73	CLARK, Sam, vs Sacramento State (Nov 09, 2019)
Punts inside 20	3	PADMOS, Jered, at Montana State (Sep 28, 2019)
Long Punt Return	44	BLAND, Daron, vs Sacramento State (Nov 09, 2019)
Long Kickoff Return	40	Marlon Jones, at Eastern Washington (Nov 2, 2019)
Tackles	11	Jack Sendelbach, at Eastern Washington (Nov 2, 2019)
Sacks	2.0	TARLAS, George, at Weber State (Oct 19, 2019)
Tackles For Loss	3.5	Angelo Garbutt, vs Missouri State (Aug 29, 2019)
Interceptions	1	Whittaker, J., at Arizona (Sep 7, 2019)
	1	Roland-Wallace, at Arizona (Sep 7, 2019)
	1	Woods,Charles, at Illinois State (Sep 21, 2019)
	1	DeForest,Ty, at Illinois State (Sep 21, 2019)
	1	WILLIAMS, A., at Montana State (Sep 28, 2019)
	1	Tyree Mcneil, vs Northern Colorado (Oct 05, 2019)
	1	CRAYON,Deon, vs Portland State (Oct 26, 2019)

The Automated ScoreBook  
 NAU Game Superlatives (as of Nov 16, 2019)  
 All games

OPPONENT TEAM GAME HIGHS

Rushes	58	at Montana State (Sep 28, 2019)
	58	at Weber State (Oct 19, 2019)
Yards Rushing	439	at Weber State (Oct 19, 2019)
Yards Per Rush	9.4	at Arizona (Sep 7, 2019)
TD Rushes	7	at Weber State (Oct 19, 2019)
Pass attempts	49	vs Northern Colorado (Oct 05, 2019)
Pass completions	32	at Eastern Washington (Nov 2, 2019)
Yards Passing	419	at Illinois State (Sep 21, 2019)
Yards Per Pass	12.3	at Illinois State (Sep 21, 2019)
TD Passes	5	at Arizona (Sep 7, 2019)
Total Plays	88	at Weber State (Oct 19, 2019)
Total Offense	720	at Arizona (Sep 7, 2019)
Yards Per Play	9.7	at Arizona (Sep 7, 2019)
Points	66	at Eastern Washington (Nov 2, 2019)
Sacks By	5	at Illinois State (Sep 21, 2019)
First Downs	32	at Eastern Washington (Nov 2, 2019)
Penalties	12	vs Sacramento State (Nov 09, 2019)
	12	at Southern Utah (Nov 16, 2019)
Penalty Yards	127	at Arizona (Sep 7, 2019)
Turnovers	3	at Illinois State (Sep 21, 2019)
	3	at Montana State (Sep 28, 2019)
Interceptions By	2	at Arizona (Sep 7, 2019)
	2	at Illinois State (Sep 21, 2019)
Punts	8	vs Western New Mexico (Sep 14, 2019)
	8	at Montana State (Sep 28, 2019)
Punting Avg	51.0	at Southern Utah (Nov 16, 2019)
Long Punt	73	vs Sacramento State (Nov 09, 2019)
Punts inside 20	3	at Montana State (Sep 28, 2019)
Long Punt Return	44	vs Sacramento State (Nov 09, 2019)

The Automated ScoreBook  
NAU Red-Zone Results (as of Nov 16, 2019)  
All games

NAU Inside Opponent Red-Zone

Date	Opponent	Score	Times In RZ	Times Scored	Total Pts	Rush TDs	Pass TDs	FGs Made	Failed to score inside RZ						
									FGA	Down	Int	Fumb	Half	Game	
Aug 29, 2019	MISSOURI STATE	W 37-23	4	3	17	2	1	1	0	0	0	0	0	1	0
Sep 7, 2019	at Arizona	L 41-65	4	4	24	3	2	1	0	0	0	0	0	0	0
Sep 14, 2019	WESTERN NEW MEXICO	W 55-21	7	5	27	3	2	1	2	0	2	0	0	0	0
Sep 21, 2019	at Illinois State	L 27-40	4	3	21	3	0	3	0	0	0	1	0	0	0
Sep 28, 2019	at Montana State	L 31-49	4	3	17	2	2	0	1	0	1	0	0	0	0
Oct 05, 2019	NORTHERN COLORADO	W 41-23	3	3	17	2	0	2	1	0	0	0	0	0	0
Oct 19, 2019	at Weber State	L 28-51	1	1	7	1	0	1	0	0	0	0	0	0	0
Oct 26, 2019	PORTLAND STATE	W 31-29	2	2	14	2	2	0	0	0	0	0	0	0	0
Nov 2, 2019	at Eastern Washington	L 38-66	5	4	24	3	2	1	1	0	0	0	1	0	0
Nov 09, 2019	SACRAMENTO STATE	L 34-38	1	1	7	1	1	0	0	0	0	0	0	0	0
Nov 16, 2019	at Southern Utah	L 30-31	6	5	23	2	2	0	3	0	1	0	0	0	0
Totals			41	34	198	24	14	10	10	0	4	1	1	1	0
34 of 41 (82.9%)															

Opponents Inside NAU Red-Zone

Date	Opponent	Score	Times In RZ	Times Scored	Total Pts	Rush TDs	Pass TDs	FGs Made	Failed to score inside RZ						
									FGA	Down	Int	Fumb	Half	Game	
Aug 29, 2019	MISSOURI STATE	W 37-23	3	2	6	0	0	2	1	0	0	0	0	0	0
Sep 7, 2019	at Arizona	L 41-65	4	4	28	4	1	3	0	0	0	0	0	0	0
Sep 14, 2019	WESTERN NEW MEXICO	W 55-21	3	3	21	3	2	1	0	0	0	0	0	0	0
Sep 21, 2019	at Illinois State	L 27-40	6	6	26	2	1	1	4	0	0	0	0	0	0
Sep 28, 2019	at Montana State	L 31-49	6	6	42	6	6	0	0	0	0	0	0	0	0
Oct 05, 2019	NORTHERN COLORADO	W 41-23	4	4	16	1	0	1	3	0	0	0	0	0	0
Oct 19, 2019	at Weber State	L 28-51	5	5	30	4	4	0	1	0	0	0	0	0	0
Oct 26, 2019	PORTLAND STATE	W 31-29	5	4	20	2	2	0	2	0	0	1	0	0	0
Nov 2, 2019	at Eastern Washington	L 38-66	7	6	38	5	4	1	1	0	1	0	0	0	0
Nov 09, 2019	SACRAMENTO STATE	L 34-38	4	4	24	3	1	2	1	0	0	0	0	0	0
Nov 16, 2019	at Southern Utah	L 30-31	3	3	17	2	2	0	1	0	0	0	0	0	0
Totals			50	47	268	32	23	9	15	1	1	1	0	0	0
47 of 50 (94.0%)															

The Automated ScoreBook  
NAU By-Quarter Statistics (as of Nov 16, 2019)  
All games

3rd-Down Conversions

Date	Opponent	Score	Overall	1st Qtr	2nd Qtr	3rd Qtr	4th Qtr	Overtime
Aug 29, 2019	MISSOURI STATE	W 37-23	5-13 38.5	0-3 0.0	2-4 50.0	2-4 50.0	1-2 50.0	
Sep 7, 2019	at Arizona	L 41-65	9-15 60.0	2-5 40.0	2-5 40.0	4-4 100.0	1-1 100.0	
Sep 14, 2019	WESTERN NEW MEXICO	W 55-21	8-15 53.3	3-5 60.0	2-3 66.7	2-3 66.7	1-4 25.0	
Sep 21, 2019	at Illinois State	L 27-40	7-18 38.9	2-3 66.7	2-5 40.0	0-4 0.0	3-6 50.0	
Sep 28, 2019	at Montana State	L 31-49	2-16 12.5	1-3 33.3	0-5 0.0	0-5 0.0	1-3 33.3	
Oct 05, 2019	NORTHERN COLORADO	W 41-23	3-10 30.0	0-3 0.0	0-1 0.0	3-4 75.0	0-2 0.0	
Oct 19, 2019	at Weber State	L 28-51	2-13 15.4	0-1 0.0	1-4 25.0	1-5 20.0	0-3 0.0	
Oct 26, 2019	PORTLAND STATE	W 31-29	6-12 50.0	2-2 100.0	3-5 60.0	1-3 33.3	0-2 0.0	
Nov 2, 2019	at Eastern Washington	L 38-66	7-18 38.9	1-3 33.3	4-6 66.7	1-5 20.0	1-4 25.0	
Nov 09, 2019	SACRAMENTO STATE	L 34-38	5-15 33.3	1-5 20.0	3-4 75.0	1-3 33.3	0-3 0.0	
Nov 16, 2019	at Southern Utah	L 30-31	11-18 61.1	1-3 33.3	6-7 85.7	3-4 75.0	1-4 25.0	
NAU			65-163 39.9	13-36 36.1	25-49 51.0	18-44 40.9	9-34 26.5	0-0 0.0
Opponents			64-162 39.5	13-38 34.2	20-49 40.8	13-32 40.6	18-43 41.9	0-0 0.0

4th-Down Conversions

Date	Opponent	Score	Overall	1st Qtr	2nd Qtr	3rd Qtr	4th Qtr	Overtime
Aug 29, 2019	MISSOURI STATE	W 37-23	0-0 0.0	0-0 0.0	0-0 0.0	0-0 0.0	0-0 0.0	
Sep 7, 2019	at Arizona	L 41-65	0-1 0.0	0-0 0.0	0-1 0.0	0-0 0.0	0-0 0.0	
Sep 14, 2019	WESTERN NEW MEXICO	W 55-21	0-2 0.0	0-0 0.0	0-1 0.0	0-1 0.0	0-0 0.0	
Sep 21, 2019	at Illinois State	L 27-40	1-3 33.3	0-0 0.0	0-0 0.0	0-0 0.0	1-3 33.3	
Sep 28, 2019	at Montana State	L 31-49	1-2 50.0	0-0 0.0	1-1 100.0	0-0 0.0	0-1 0.0	
Oct 05, 2019	NORTHERN COLORADO	W 41-23	0-0 0.0	0-0 0.0	0-0 0.0	0-0 0.0	0-0 0.0	
Oct 19, 2019	at Weber State	L 28-51	1-2 50.0	0-0 0.0	0-0 0.0	1-1 100.0	0-1 0.0	
Oct 26, 2019	PORTLAND STATE	W 31-29	0-1 0.0	0-0 0.0	0-1 0.0	0-0 0.0	0-0 0.0	
Nov 2, 2019	at Eastern Washington	L 38-66	3-6 50.0	0-0 0.0	0-1 0.0	2-2 100.0	1-3 33.3	
Nov 09, 2019	SACRAMENTO STATE	L 34-38	0-0 0.0	0-0 0.0	0-0 0.0	0-0 0.0	0-0 0.0	
Nov 16, 2019	at Southern Utah	L 30-31	1-2 50.0	1-1 100.0	0-0 0.0	0-0 0.0	0-1 0.0	
NAU			7-19 36.8	1-1 100.0	1-5 20.0	3-4 75.0	2-9 22.2	0-0 0.0
Opponents			18-25 72.0	4-4 100.0	4-7 57.1	2-2 100.0	8-12 66.7	0-0 0.0

Time of Possession

Date	Opponent	Score	Overall	1st Qtr	2nd Qtr	3rd Qtr	4th Qtr	Overtime
Aug 29, 2019	MISSOURI STATE	W 37-23	29:38	5:06	5:45	6:40	12:07	
Sep 7, 2019	at Arizona	L 41-65	26:21	6:52	5:29	9:16	4:44	
Sep 14, 2019	WESTERN NEW MEXICO	W 55-21	33:02	6:38	7:03	7:25	11:56	
Sep 21, 2019	at Illinois State	L 27-40	28:16	7:57	6:47	7:06	6:26	
Sep 28, 2019	at Montana State	L 31-49	25:37	4:41	9:27	7:55	3:34	
Oct 05, 2019	NORTHERN COLORADO	W 41-23	25:34	5:09	5:48	7:43	6:54	
Oct 19, 2019	at Weber State	L 28-51	19:57	2:49	6:19	6:18	4:31	
Oct 26, 2019	PORTLAND STATE	W 31-29	20:42	4:26	7:18	5:02	3:56	
Nov 2, 2019	at Eastern Washington	L 38-66	29:27	7:02	8:54	8:38	4:53	
Nov 09, 2019	SACRAMENTO STATE	L 34-38	22:17	6:23	5:03	4:40	6:11	
Nov 16, 2019	at Southern Utah	L 30-31	27:30	6:22	7:08	7:46	6:14	
NAU			Total 288:21	63:25	75:01	78:29	71:26	0:00
			Avg. 26:12	5:45	6:49	7:08	6:29	0:00
Opponents			Total 371:39	101:35	89:59	86:31	93:34	0:00
			Avg. 33:47	9:14	8:10	7:51	8:30	0:00

The Automated ScoreBook  
NAU Games Played (as of Nov 16, 2019)  
All games

##	PLAYER	GP-GS	MSU	ARIZ	WNMU	ILS	MS	NC	WSU	PSU	EWU	SAC	SUU
41	AGUILAR, Luis	11/-	XXX	XXX	XXX	XXX	XXX	XXX	XXX	XXX	XXX	XXX	XXX
2A	ALBERT, Daego	7/-	XXX	XXX	XXX	XXX	...	XXX	...	...	XXX	...	XXX
31	ALDREDGE, A.	9/1	XXX	XXX	START	XXX	XXX	XXX	XXX	XXX	XXX	...	...
90	ANDREWS, Aaron	11/10	START	START	START	START	XXX	START	START	START	START	START	START
19	ARNSON, DJ	11/-	XXX	XXX	XXX	XXX	XXX	XXX	XXX	XXX	XXX	XXX	XXX
82	AYALA, Jacob	7/-	XXX	XXX	XXX	XXX	XXX	XXX	...	...	XXX	...	...
59	BARNUM, Jackson	2/-	XXX	...	...	...	...	...	...	...	...	XXX	...
23	BARRY, Brian	11/9	START	START	XXX	START	XXX	START	START	START	START	START	START
68	BARTA, Noah	1/-	...	...	XXX	...	...	...	...	...	...	...	...
46	BECERRA, Noe	4/1	...	...	...	XXX	...	XXX	...	...	XXX	...	START
4B	BEEMILLER, Ha.	11/9	START	START	START	START	XXX	START	START	START	START	START	XXX
5	BEEMILLER, He.	7/-	...	XXX	XXX	XXX	XXX	XXX	XXX	...	XXX	...	...
32	BLITZKE, Andrew	11/-	XXX	XXX	XXX	XXX	XXX	XXX	XXX	XXX	XXX	XXX	XXX
30	CAMPIOTTI, Gino	9/3	XXX	XXX	XXX	XXX	XXX	...	...	XXX	START	START	START
20	CASTILLO, J.	8/-	XXX	XXX	XXX	...	...	XXX	XXX	XXX	XXX	XXX	...
25	CHARLES, Shawn	1/-	XXX	...	...	...	...	...	...	...	...	...	...
8	CHUKWUMEZIE, S.	11/10	START	START	START	START	XXX	START	START	START	START	START	START
1A	COLEMAN, Cody	4/-	...	...	XXX	XXX	...	XXX	XXX	...	...	...	...
30	COOK, Jalen	8/5	START	START	START	START	XXX	START	START	...	...	XXX	...
15	COOKUS, Case	11/10	START	START	START	START	XXX	START	START	START	START	START	START
29	DORSEY, Khalil	10/9	START	START	START	START	XXX	...	START	START	START	START	START
84	DORSEY, Tommie	8/-	XXX	...	XXX	XXX	XXX	XXX	XXX	...	XXX	XXX	...
44	FISHER, Cole	8/-	...	...	XXX	XXX	XXX	XXX	...	XXX	XXX	XXX	XXX
60	FLORES, Angel	4/-	...	...	...	...	...	XXX	...	XXX	XXX	XXX	...
72	FLORES, Maxwell	3/-	...	...	XXX	...	...	...	...	XXX	...	XXX	...
2B	FRENCH-LOVE, C.	4/1	...	XXX	XXX	...	...	START	XXX	...	...	...	...
34	FURR, Ty	4/-	...	...	...	...	...	...	...	XXX	XXX	XXX	XXX
54	GAMMAGE, D.	8/-	...	...	XXX	...	XXX	XXX	XXX	XXX	XXX	XXX	XXX
88	GATEWOOD, Joey	9/5	XXX	START	START	START	XXX	XXX	START	START	XXX	...	...
95	GOSS, Jalen	4/4	START	START	START	START	...	...	...	...	...	...	...
61	HABIB, Cole	11/10	START	START	START	START	XXX	START	START	START	START	START	START
5B	HAKIZIMANA, Joe	1/-	...	...	XXX	...	...	...	...	...	...	...	...
35	HARDIMAN, B.	11/6	START	XXX	XXX	XXX	XXX	XXX	START	START	START	START	START
53	HARRISON, J.	6/5	...	...	...	...	...	START	START	START	XXX	START	START
64	HATHOOT, Justin	10/-	XXX	XXX	XXX	...	XXX	XXX	XXX	XXX	XXX	XXX	XXX
27	HAYWARD, T.	3/-	XXX	XXX	XXX	...	...	...	...	...	...	...	...
57	HO CHING, Mark	5/-	XXX	XXX	XXX	XXX	...	...	...	...	XXX	...	...
79	HOOPER, Jalen	9/3	...	...	XXX	XXX	XXX	XXX	XXX	XXX	START	START	START
2E	HORNE, Matty	2/-	...	XXX	...	...	...	...	...	...	...	XXX	...
42	HUNTER, J.	4/-	...	...	...	...	...	XXX	...	XXX	...	XXX	XXX
10	JOHNSON, H.	11/10	START	START	START	START	XXX	START	START	START	START	START	START
55	JOSEPH, E.	11/3	XXX	XXX	XXX	XXX	XXX	START	XXX	START	XXX	XXX	START
50	JULES, Chris	11/8	START	XXX	XXX	START	XXX	START	START	START	START	START	START
2D	JUNTUNEN, A.	2/-	...	XXX	...	...	XXX	...	...	...	...	...	...
85	KEMPTON, M.	1/1	START	...	...	...	...	...	...	...	...	...	...
97	KNOX, Jalen	7/-	...	...	XXX	XXX	XXX	XXX	...	XXX	XXX	XXX	...
36	KWETE, Eloi	7/3	...	...	...	...	XXX	XXX	START	XXX	START	START	XXX

The Automated ScoreBook  
 NAU Games Played (as of Nov 16, 2019)  
 All games

##	PLAYER	GP-GS	MSU	ARIZ	WNMU	ILS	MS	NC	WSU	PSU	EWU	SAC	SUU
80	L'HEUREUX, Jake	1/-	...	...	...	...	...	XXX	...	...	...	...	...
5D	LAMETA, Heston	8/-	...	XXX	XXX	...	XXX	XXX	XXX	XXX	XXX	...	XXX
83	LANGTON, Riley	11/-	XXX	XXX	XXX	XXX	XXX	XXX	XXX	XXX	XXX	XXX	XXX
56	LAWLESS, B.	3/3	START	START	START	...	...	...	...	...	...	...	...
69	LEADER, Jonas	10/9	START	START	START	START	XXX	START	START	START	START	START	START
22	LOGAN, Joe	11/9	START	START	XXX	START	XXX	START	START	START	START	START	START
91	LOLOHEA, J.	8/5	XXX	XXX	XXX	START	...	START	START	START	START	...	...
51	LONG, Seth	3/-	XXX	XXX	XXX	...	...	...	...	...	...	...	...
24	MCCLENDON, E.	4/-	...	...	...	...	...	...	...	XXX	XXX	XXX	XXX
52	MITCHELL, K.	11/6	START	XXX	XXX	START	XXX	START	XXX	START	XXX	START	START
4	MORGAN, Leon	2/-	...	...	...	...	...	...	...	...	...	XXX	XXX
60	MOPUNGI, Jacob	8/2	...	XXX	XXX	...	XXX	XXX	...	XXX	XXX	START	START
13	MYERS, Marcel	4/1	XXX	XXX	START	XXX	...	...	...	...	...	...	...
1A	O'GUINN, Tre	2/-	...	...	...	...	...	...	...	XXX	XXX	...	...
63	OUTLAW, Donovan	11/10	START	START	START	START	XXX	START	START	START	START	START	START
86	OWEN, Coleman	3/-	...	...	...	...	...	...	XXX	XXX	XXX	...	...
21	PAIGE, Sherrod	2/-	XXX	XXX	...	...	...	...	...	...	...	...	...
38	PARRISH, Cejai	9/4	XXX	XXX	XXX	START	XXX	START	START	XXX	START	...	...
26	PERKINS, Nate	9/2	XXX	XXX	XXX	XXX	XXX	START	XXX	START	...	...	XXX
48	PISANO, Jason	9/-	XXX	XXX	XXX	XXX	XXX	XXX	...	XXX	XXX	XXX	...
18	PORTER, Brandon	11/8	START	START	START	START	XXX	START	START	START	XXX	XXX	START
87	POWELL, Jorim	4/-	...	...	...	...	...	...	...	XXX	XXX	XXX	XXX
4	POWELL, Taylor	4/3	...	START	START	START	XXX	...	...	...	...	...	...
58	REINWALD, T.	10/5	START	START	START	START	XXX	XXX	XXX	XXX	START	XXX	...
2C	ROBINSON, Georg	8/-	XXX	XXX	XXX	...	XXX	XXX	...	...	XXX	XXX	XXX
5A	RUDOLPH, Luke	9/8	START	START	START	...	XXX	START	START	START	START	START	...
67	SCHULTZ, Jarek	1/-	XXX	...	...	...	...	...	...	...	...	...	...
2F	STARK, Jeiel	1/-	...	...	XXX	...	...	...	...	...	...	...	...
28	STERLING, R.	3/-	XXX	XXX	...	...	...	...	...	XXX	...	...	...
2	STINSON, Nate	6/-	XXX	XXX	XXX	XXX	XXX	XXX	...	...	...	...	...
12	SWEENEY, A.	9/7	XXX	START	START	START	XXX	...	...	START	START	START	START
37	TAUANU'U, Jaden	8/1	...	XXX	START	XXX	XXX	XXX	XXX	XXX	XXX	...	...
1	TAYLOR, Carson	11/4	XXX	START	XXX	START	XXX	XXX	XXX	XXX	XXX	START	START
43	TESSLER, Zien	3/-	...	...	...	...	...	...	...	XXX	XXX	XXX	...
93	THOMAS, C.	1/-	XXX	...	...	...	...	...	...	...	...	...	...
47	WALLACE, D.	11/-	XXX	XXX	XXX	XXX	XXX	XXX	XXX	XXX	XXX	XXX	XXX
9	WIDENER, Jeff	1/-	...	...	XXX	...	...	...	...	...	...	...	...
75	WILLIAMS, Eriq	3/-	...	XXX	XXX	...	...	...	...	...	...	...	XXX
3B	WILSON, Jhasi	6/-	XXX	XXX	XXX	...	...	XXX	XXX	XXX	...	...	...
6	WORTHY, Brandon	9/6	START	START	START	XXX	XXX	START	START	...	START	...	XXX
11	WUDTEE, Keondre	2/-	XXX	...	...	...	XXX	...	...	...	...	...	...

