



# NORTHERN ARIZONA UNIVERSITY





# NAU

BASKETBALL



**FCS**  
FOX COLLEGE SPORTS

SUN DEVILS		00	JACKS		SUN	0.0	JACKS
POINTS		71	75		PLY	PERIOD	75
FOULS		10			12	2	PLY F
PLAYER	FOUL	TM.	FOULS	PLAYER	FOUL	TOL	21 3
							1 1
							41 3
							33 4
							22 0



# NAU LUMBERJACK BASKETBALL

**Media Information** .....1  
 University Quick Facts.....1  
 Media Roster. ....IBC  
 Interim Head Coach Dave Brown. ....8-9  
 Assistant Coaches .....11-13  
**Players** .....14  
 Team Roster/Breakdown .....14  
 Player Bios .....15-26  
 NAU vs. All Foes .....27  
 NAU vs. Big Sky .....28  
 Big Sky Composite Schedule.....29  
**Review**.....30  
 2010-11 Review .....30  
 2010-11 Statistics .....31  
 2010-11 Game Recaps .....32-37  
 Year-by-year Leaders/Records .....38  
 Big Sky Conference .....39-41  
**History** .....42  
 Record Books.....42-47  
 All-time Scores .....48-52  
 NCAA Tournament Recaps .....53  
 Professional Basketball .....54-55  
 Letterwinners .....56-57  
 Year- by-Year Records .....58  
**University** .....59  
 Flagstaff, Ariz .....59

## QUICK FACTS

### University Information

Location .....Flagstaff, Ariz.  
 Enrollment .....25,204  
 Founded .....1899  
 Nickname .....Lumberjacks  
 Affiliation .....NCAA Div. I  
 Conference.....Big Sky  
 Colors .....Blue, Gold & Sage  
 President. ....Dr. John Haeger  
 Athletics Director .....Jim Fallis  
 Assoc. AD/SWA .....Beth Vechinski  
 Faculty Rep .....Dr. Tom DeStefano

### Team Information

Arena ....Rolle Activity Center (1,100)  
 Interim Head Coach.....Dave Brown  
 Alma Mater. ....New Mexico State  
 E-mail .....dave.brown@nau.edu  
 Office Phone.....928-523-3440  
 Career/NAU Record ....394-224/85-100  
 Assistants ..Jay Collins, Quintin Grogan,  
 .....Will Hensley  
 Starters Returning/Lost.....4/1  
 Lettermen Returning/Lost..... 9/2  
 2010-11 Season Record .....19-13  
 Conference Record/Finish.....9-7/4th  
 Postseason.Tournament ..... Big Sky Semifinals  
 CollegeInsider.com , 1st Round

### Media Relations

Media Relations Dir.....Steve Shaff  
 Assistant Director.. ..Andrew Tomsky  
 Office Phone.....(928) 523-6792  
 MBB Contact .....Steven Shaff  
 E-mail.....Steven.Shaff@nau.edu  
 Office Phone.....(928) 523-6792  
 Cell Phone .....(928) 606-6628  
 Press Row. ....(928) 523-9221  
 Mailing Address .....P.O. Box 15400  
 Flagstaff, AZ 86011-5400  
 Overnight Address.....1 Skydome Dr.,  
 Room 227, Flagstaff, AZ 86011-5400



## NORTHERN ARIZONA UNIVERSITY MEDIA RELATIONS STAFF



**Steve Shaff**  
 Asst. AD/  
 Media Relations



**Andrew Tomsky**  
 Assistant Director  
 Media Relations




**Stayson Isobe**  
 Graduate Assistant



**Andrew Tomsky**  
 Graduate Assistant

## CREDITS

**On the Cover:** The 2011-2012 NAU men's basketball media guide was written, designed and edited by Media Relations Director Steve Shaff. Editorial and research assistance provided by Assistant Media Relations Director Andrew Tomsky. Front Cover design by Steven Shaff. Photography by Matt Beaty, Joseph Carter (Stephen Sir - Midas Touch Three Point), Jacob Chinn, Becky Fairchild, Jerry Foreman, R. Dean Hendrickson, Jamie Hines, Craig Johnson (PhotosByCraigJohnson.com), Ian Johnson, Norvelle Kennedy, Michelle Lewis and Josh Weisburg and NAU Sports Information.



# MEDIA SERVICES

## CREDENTIALS

Credentials for NAU home basketball games are issued to the working media only and should be requested at least two days in advance of the game.

All written requests should be made on official letterhead and addressed to:

NAU Media Relations  
Box 15400  
Flagstaff, AZ 86011

Media credentials are issued on a priority basis with daily newspapers, originating radio stations and television crews receiving first priority.

If time constraints do not allow for credentials to be mailed, they will be available on game day at Will Call, located at the front entrance of the Role Activity Center.

## INTERVIEWS

During the week, all player interviews must be coordinated through the media relations office (928) 523-6792.

Players will not be available for interviews on game days prior to tipoff.

## POSTGAME

The Northern Arizona postgame locker room is closed to the media. Requested players will be brought to the designated media interview room. Coach Mike Brown, who has postgame radio responsibilities, will follow the opponent head coach in the media interview room with the NAU players.

## PRACTICES

NAU basketball practices are generally open. Media wishing to attend should contact the media relations office in advance. Practices on the road are generally closed. However, interviews may be conducted prior to the workout.

## PHOTOGRAPHERS

Only accredited photographers on assignment will be issued credentials. Only coaches, players and staff are allowed on the sidelines in front of the team benches and the scorer's table.



Space for photographers is limited and will be granted on a first-come, first-served basis.

## MEDIA SERVICES

Media covering NAU basketball are seated at courtside in the Rolle Activity Center Admission is allowed only to those with working credentials.

Primary seating for media is on the west side of the floor, facing the team benches. Courtside seating is for working media only. Spouses, children and friends are not welcome in the media areas.

A complete statistics package, including individual and team totals, a shot chart and play-by-play will be available at the end of each game. The media relations office will provide quotes from both locker rooms as part of the final stats package, if requested.

The pregame package includes game notes, cumulative statistics and team rosters. Computerized stat updates will be available throughout the game, and at halftime.

## VISITING RADIO

NAU provides two courtesy phone lines for the official radio station of each visiting university. In the Skydome, visiting radio is located on the east side next to the visitors' bench.

## TELEPHONES/INTERNET

A limited number of phones are available at courtside on a first-come, first-served basis. Outside lines are accessed by dialing 8 with a credit card needed for long-distance access. Wireless internet connections are also available inside the Rolle Activity Center.



# LUMBERJACK RADIO NETWORK

## Mitch Strohman Broadcaster



Veteran announcer Mitch Strohman returns for his seventh consecutive season and twelfth overall as the "Voice of the Lumberjacks" for football and men's basketball broadcasts on the Lumberjack Radio Network. Strohman will also handle play-by-play duties for selected women's basketball, soccer and volleyball games.

More than 30 radio games during the season are simulcast by NAU Television Services, who distributes the games to Fox Sports Arizona, Fox College Sports and their online channel.

Strohman is also the host of the monthly show produced by NAU Television Services, "The Score". It airs on FSN Arizona and Fox College Sports, as well as stations produced by NAU Television Services in Flagstaff (Suddenlink channels 4/59).

Strohman first started doing NAU play-by-play in 1991 on Flagstaff cable TV and he took over the radio duties from 1994-98 returning to the NAU broadcast booth in 2005. Mitch has called several milestone games in NAU history including the all of the first ever broadcasts of NAU sports on Fox Sports Arizona and Fox College Sports Net, Lumberjacks men's basketball first ever NCAA Tournament appearance against Cincinnati in 1998, women's basketball's first ever NCAA Tournament game against Baylor in 2006, the first ever I-AA football playoff game against Furman in 1996, men's NIT games

against Arkansas in 1997 and Delaware State in 2006, the men's first ever game in the CollegeInsider.com Tournament last season and some 20 men's and women's Big Sky Conference Tournament basketball games. Mitch has called more than 500 Lumberjack football, basketball, volleyball and soccer games and nearly 100 Flagstaff area high school football and basketball games.

Strohman has been honored with dozens of broadcasting awards, including two Governor Cups from the Arizona Associated Press. In 1992, Mitch was named Arizona Broadcast Journalist of the Year by the Arizona Associated Press Broadcasters Association and in 1988 he was honored with the top national news coverage award from the AP.

Strohman has been contracted by NAU through his company, MAS Communications, which provides voice talent, talk shows, news and sports anchoring and event emceeing.

Strohman has served on dozens of local non-profit boards and has exceeded hundreds of events. Mitch is currently a member of the Arizona Daily Sun's Publisher's Advisory Group along with serving on the Board of Directors for both the Lumberjack Athletic Association (LAA) and Citizens Against Substance Abuse

(CASA). He's been an on-air fundraiser for past 18 years on KAET Channel Eight (PBS) in Phoenix. Mitch is currently co-host of "The Mitch and Joe Show," a news talk/opinion program heard weekdays between 4-5 p.m. on 105.1 FM The Big Talker and [www.bigtalkerradio.com](http://www.bigtalkerradio.com), the home of Lumberjack sports. Mitch also hosts "What's Cooking with Mitch," a show that highlights local restaurants and their chefs on NAU-TV.

Strohman is married to the former Ana Morales, a NAU graduate. They have two children: son Zach (18) and daughter Catalina (12).

Entering its 14th year of existence, the Lumberjack Radio Network broadcasts all NAU football and men's basketball games.

The network is distributed by Flagship station 105.1 FM The Big Talker. NAU games will on the internet on the [www.bigskytv.org](http://www.bigskytv.org) (free) and The Big talker mobile app.

### Lumberjack Radio Network

KBTK -- 105.1 FM -- Flagstaff  
[www.nauathletics.com](http://www.nauathletics.com)  
[www.bigskytv.org](http://www.bigskytv.org)  
[www.bigtalker.com](http://www.bigtalker.com)



## LOCAL MEDIA

Outlet	Address	Phone/Fax/Email
Arizona Daily Sun	1751 S. Thompson St, Flagstaff, AZ 86002 <i>Beat Writer: JTBA</i>	(928) 556-2259/774-4790 TBD
Arizona Republic The Lumberjack	Box 1950, Phoenix, AZ 85001 Box 6000, Flagstaff, AZ 86011 <i>Beat Writer: Brett Murdock</i>	(602) 444-8222/8686 (928) 523-4921/9313 <a href="mailto:bpm47@nau.edu">bpm47@nau.edu</a>
NAU TV Services	PO Box 4117, Flagstaff, AZ 86011-4117 <i>Producer: Bill Ferris</i> <i>Producer: Cindy Catizone</i>	(928) 523-8739 <a href="mailto:bill.ferris@nau.edu">bill.ferris@nau.edu</a> <a href="mailto:cynthia.catizone@nau.edu">cynthia.catizone@nau.edu</a>
KTVK Ch. 3 (Ind.) UTV Ch. 4 (NAU) KPHO Ch. 5 (CBS) KAZ-TV Ch. 7, 27 55 KSAZ Ch. 10 (Fox) KPNX Ch. 12 (NBC) KNXV Ch. 15 (ABC)	Box 5068, Phoenix, AZ 85019 Box 5619, Flagstaff, AZ 86011 4016 N. Black Canyon Hwy, Phx, AZ 85017 3211 Tower Rd, Prescott, AZ 86301 511 W. Adams, Phoenix, AZ 85003 Box 711, Phoenix, AZ 85001 515 N. 44th St., Phoenix, AZ 85008	(602) 263-3449/207-3477 (928) 523-9248/9251 (602) 264-1000/650-0761 (928) 778-6770/445-5210 (602) 262-0435/0181 (602) 257-1212/6619 (602) 273-1500/685-6363
NAU Radio Network	1481 W. University Heights South, Flagstaff, AZ 86011 <i>Talent: Mitch Strohman</i>	(928) 607-7057 <a href="mailto:MAStrohman@aol.com">MAStrohman@aol.com</a>
KAFF (930 AM) KRDE (94.1 FM) KVNA (600 AM) KTAR (620 AM) KMVP (860 AM) KDUS (1060 AM)	P.O. Box 1930 - Flagstaff, AZ. 86002 Box 1660, Globe, AZ 85502 1800 S. Milton Rd., Ste 105., Flagstaff, AZ 86004 5300 N. Central, Phoenix, AZ 85012 5300 N. Central, Phoenix, AZ 85012 1900 W. Carmen, Tempe, AZ 85283	(928) 774-5231/779-2988 (928) 402-9222/425-5063 (928) 526-2700/774-5852 (602) 274-6200/241-6810 (602) 274-6200/241-6810 (480) 838-0400/0252
Associated Press	505 N. 2nd St, Ste. 120, Phoenix, AZ 85004	(602) 258-8934/254-9573





**Dave Brown**  
Interim Head Coach

Longtime NAU Walkup Skydome Director and former women's basketball coach Dave Brown has been named interim men's basketball coach for the remainder of the 2011-12 season. He took over his current duties on Dec. 9, 2011.

Brown, who was inducted into the NAU Athletics Hall of Fame in November, has been director of the J. Lawrence Walkup Skydome for 22 years and is in

his 30th year at NAU. He spent the spring semester of 2004 as the interim athletics director while maintaining his other campus responsibilities with the Skydome.

He served as the color commentator on all men's basketball home games beginning with the 2008-09 season before moving to the bench. He joined the "Voice of the Lumberjacks" Mitch Strohmman for each radio and television broadcast on the Lumberjack Radio Network, Fox College Sports, NAU TV and FSN Arizona during that span.

Brown has served in varying roles, including co-athletics director in the mid-1980s, but has been in his current position overseeing all operations of the Skydome since 1990. He also manages several special programs, including the university's scheduling of operations for Rolle Activity Center and Lumberjack Stadium.



*Brown took over as interim head coach on Dec. 9 after Mike Adras resigned.*

Brown is also the NAU liaison with the Arizona Cardinals, coordinating and securing facilities for the teams' annual training camps in Flagstaff. He was the facility coordinator for the Pepsi Big Sky Conference men's basketball tournaments in 1997 and 1998, as well as the 1993, 1997, 2000 and 2003 Big Sky Conference indoor track and field meets. In 1993, Brown was named NAU student supervisor of the year.

Brown has recently overseen the Skydome roof and floor resurfacing projects and the Skydome renovation project that started in in December 2010.

A former basketball and track athlete at New Mexico State,



Brown arrived at NAU in 1983 as the women's head basketball coach, remaining on the sidelines through the 1989-90 season. He headed the 1985-86 Jacks that tallied the program's first winning season, a 17-8 mark with NAU Hall of Famers Mindy Sherrred and Julie Hanks. He also served as associate athletics director and co-athletics director at NAU before assuming his current duties.

Before NAU, Brown was athletics director at Yavapai College in Prescott and Brophy College Prep in Phoenix. He coached at both schools and led the Yavapai men's basketball team to a fourth-place finish in the NJCAA Championships.

Brown, who holds bachelor's and master's degrees from

NMSU, is a longtime member of Phi Delta Kappa and participates in Big Brothers. He is married to Louise, who is the associate director of the du Bois Conference Center on campus. The couple has two daughters: Leslie, married to Chicago Bulls general manager Gar Forman, and Jennifer Killeen, a registered nurse at Flagstaff Medical Center and flight nurse with Guardian Medical. They have three grandchildren, Braeden and Jaxson Forman and Peighton Killeen.



#### BROWN YEAR-BY-YEAR

School	Year	Overall	Big Sky	Home	Away	Neutral
New Mexico St. Asst	1959-63					
Brophy Prep	1965-70					
Yavapai College-M	1970-71	24-6				
Yavapai College-M	1971-72	18-13				
Yavapai College-M	1972-73	22-8				
Yavapai College-M	1973-74	24-6				
Yavapai College-M	1974-75	19-10				
Yavapai College-M	1975-76	23-7				
Yavapai College-M	1976-77	24-6				
Yavapai College-M	1977-78	22-6				
Yavapai College-M	1978-79	23-7				
Yavapai College-M	1979-80	23-15				
Yavapai College-M	1980-81	24-12				
Yavapai College-M	1981-82	16-15				
Yavapai College-M	1982-83	22-8				
Yavapia College-W	1982-83	25-5				
<b>Yavapai Totals</b>	<b>13 Years</b>	<b>309-124</b>				
Northern Ariz.-W	1983-84	10-14		4-5	2-7	4-2
Northern Ariz.-W	1984-85	12-14		8-1	4-11	0-2
Northern Ariz.-W	1985-86	17-9		9-1	6-6	2-1
Northern Ariz.-W	1986-87	9-18		6-4	2-10	1-4
Northern Ariz.-W	1987-88	14-14		10-5	4-7	0-3
Northern Ariz.-W	1988-89	12-14	6-10/6th	7-6	4-8	1-0
Northern Ariz.-W	1989-90	11-17	6-10/6th	7-5	2-11	2-1
<b>NAU Totals</b>	<b>7 Years</b>	<b>85-100</b>	<b>12-20</b>	<b>51-26</b>	<b>24-60</b>	<b>9-13</b>



**Jay Collins**  
Assistant Coach

Jay Collins begins his second season as an assistant coach for the Northern Arizona men's basketball program after joining the program in June 2010.

NAU went 19-13 record in his first season, earning their sixth national post-season appearance in school history and first in the CollegeInsider.com Tournament. The Lumberjacks were the second-best three-point shooting team in the country behind only Ohio State and ranked fourth overall in field goal percentage.

Collins coached two players to Big Sky All-Conference honors including senior guard Cameron Jones and sophomore Gabe Rogers. Jones earned Lou Henson All-America honors and was selected one of 10 finalists for the Lowe's Senior CLASS Award. He was a unani-

mous selection to the All-Big Sky first team and earned NABC All-District honors and played in the Reese's College All-Star game at the Final Four.


Rogers was the fifth-best three-point shooter in the country by percentage, shooting 46.8 percent beyond the arc, while hitting 82 three pointer and scoring 13.1 points per game.

He joined the program after spending three seasons at Cochise College in Douglas, Ariz., serving as an assistant and recruiting coordinator under Head Coach Jerry Carrillo. He helped the team to the Region 1 runner-up finish in both 2008-09 and 2009-10, averaging 22 wins over his three seasons with the Apaches. Cochise led the league in scoring in 2009-10 at 91.5 points per game, finishing with a 26-4 overall record and a 20-2 mark in the ACCAC.

He coached seven student-athletes who signed with Division I programs during his tenure at Cochise, including current NAU senior DeAngelo Jones, who earned All-ACCAC first-team honors in 2009 and ranked 28th in the country in scoring in the NJCCA with 19.5 points per game scoring average.

Prior to Cochise, Collins served as an assistant at Upper Iowa University for the 2006-07 season and began his coaching career on the staff at the University of Texas-Pan American in 2005-06.

Collins, who is a native of Farmington, New Mexico, was a NJCAA All-America third-team selection at Cochise, leading the team to its second consecutive trip to the National Tournament in 2000-01. He played his final two seasons at Southern Utah



(2001-03). He was named to the All-Newcomer Team and Mid-Continent Conference. He set the school single-season assist mark (178) and ranks among the career top 10 despite playing only two seasons.

Collins, 29, attended the NAU basketball camp growing up and later coached at the camp. He played against the Lumberjacks twice during his senior season at Southern Utah. He played professionally with the Idaho Stampede of the NBDL in 2003.

He has a history degree with a minor in physical education from Southern Utah University in 2003 and worked towards his master of arts degree in history at Texas-Pan American.

**THE COLLINS FILE**

**FULL NAME:** Jay Collins

**DATE OF BIRTH:** December 24, 1980

**HOMETOWN:** Farmington, New Mexico


**BEGAN AT NAU:** 2010-11

**COLLEGE:** Southern Utah (2003, B.S., history/physical education)

**COACHING EXPERIENCE:** Assistant Coach, Northern Arizona, 2010-Pres.; Assistant Coach, Cochise College, 2007-10; Assistant Coach, Upper Iowa University, 2006-07; Assistant Coach/Graduate Assistant, Texas Pan-American, 2005-06.

**FAMILY:** Single

*Collins set the school single-season assist mark (178) and ranks among the career top 10 at Southern Utah.*





## Will Hensley Assistant Coach

Will Hensley begins his sixth season overall on the basketball staff and third year as a full-time assistant. He assists with all aspects of the daily operations of the program, coordinating the scouting efforts and working with the post players.

In 2010-11, NAU posted a 19-13 record in his second season and made their sixth national postseason appearance in school history in the CollegeInsider.com Tournament. The Lumberjacks were the second-best three-point shooting team in the country behind only Ohio State and ranked fourth overall in field goal percentage.

Hensley coached Shane Johannsen to an All-Big Sky honorable mention selection in 2010-11. Johannsen had the nation's best field goal percentage at 72.7 percent (ESPN.com) for the second time in his career, tying his school and Big Sky Conference single-season field goal

percentage mark. He also set the school single-season block mark last season.

In his first full-time season, the Lumberjacks qualified for the Big Sky Tournament while ranking 29th in NCAA Division I in field goal percentage at 47.1 percent. Hensley tutored junior Shane Johannsen, who ranked second in the Big Sky in field goal percentage at 62.9, the fourth-best single-season total in school history. Senior Nick Larson also had his most productive season of his career, scoring 7.0 points and grabbing 6.5 rebounds. He ranked fifth in the conference in rebounding overall.

He coached as a student assistant for three seasons and played two seasons for the Lumberjacks before his playing career was shortened by an injury.

As a student assistant, Hensley assisted the coaching staff in all aspects of the daily basketball operation. He was also responsible for all team travel for the program.

In his four seasons, NAU has won a combined 60 games, advancing to the Big Sky Championship game two times and winning a school-record tying 21 games in 2007-08.

During the 2008 summer, Hensley worked 10 summer camps across the country. In addition to the NAU team and day camps, he worked at the UCLA Elite Camp, as well as camps at Baylor, Texas A&M and for Five Star Basketball.

The Midlothian, Texas, native saw action in all 32 games with one start during the 2005-06 season. He played an integral part in the team's Big Sky Conference regular season title and NIT berth. He averaged 3.5 points per game on the season. He scored seven points in



the Big Sky Tournament semifinal game against Sacramento State. He recorded his career-best game against Johnson & Wales with 14 points and eight rebounds. He was awarded a medical redshirt for his initial season that saw him see action in nine games before missing the final 18 games due to injury and illness (spiral meningitis).

A 2004 graduate of Midlothian High School, Hensley was a four-year starter, the first in school history, and letterwinner. He was selected first-team Texas Region II and second-team Texas all-state, while earning district all-academic team and Texas Association of Basketball Coaches All Academic State honors. He averaged 18.8 ppg., 9.1 rpg. and 3.3 blocks as a senior, setting school records for blocked shots in a season (99), career blocks (286), career rebounds (786) and career points (1790). He also set the single-game mark with 13 blocks versus nationally-ranked Cedar Hill.

He graduated with a degree in history/education in May 2009. He is married to the former Megan Wyatt, who played volleyball at NAU and is also a graduate of the school.

### THE HENSLEY FILE

**FULL NAME:** William Joseph Hensley

**DATE OF BIRTH:** November 29, 1985.

**HOMETOWN:** Fort Worth, Texas.

**BEGAN AT NAU:** 2004-05

**COLLEGE:** Northern Arizona (2009, B.S., history/education)

**COACHING EXPERIENCE:** Assistant Coach, Northern Arizona, 2009-Pres.; Student Assistant Coach, Northern Arizona, 2006-Pres.

**FAMILY:** Married to the former Megan Wyatt.





**Quintin Grogan**  
Assistant Coach

Quintin Grogan begins his third season as an assistant coach at Northern Arizona University. He assists with all aspects of the daily operations of the program and serves as the recruiting coordinator, while working with guards.

NAU posted a 19-13 record in his second season and made their sixth national postseason appearance in school history in the CollegeInsider.com Tournament. The Lumberjacks were the second-best three-point shooting team in the country behind only Ohio State and ranked fourth overall in field goal percentage.

In 2010-11, he has coached Cameron Jones and Gabe Rogers to all-conference honors.

Grogan helped mentor guard Cameron Jones, who earned Lou Henson All-America honors and was selected one of 10 finalists for the Lowe's Senior CLASS Award. He was a unanimous selection to the All-Big Sky first team and earned NABC All-District honors, the first player in school history to accomplish the distinction. Jones played in the Reese's College All-Star game at the Final Four.

Rogers was the fifth-best three-point

shooter in the country by percentage, shooting 46.8 percent beyond the arc, while hitting 82 three pointer and scoring 13.1 points per game. He earned All-Big Sky second-team accolades.


He also played in integral part in recruiting a talented class that included Parade All-America selection Colin Gruber and two players rated by ESPN's recruiting rankings. Danny Cheek was rated the No. 18 overall recruit in the state of California and No. 52 shooting guard overall in the nation, while James Douglas was the 15th-best point guard in California and No. 92 at his position in the country overall. In 2009-10 he helped sign Gaellan Bewernick, who joined Douglas and Cheek as a McDonald's All-America nominee in California.

In his first full-time season, the Lumberjacks qualified for the Big Sky Tournament while ranking 29th in NCAA Division I in field goal percentage at 47.1 percent. Jones was one of three unanimous selections to the All-Big Sky first team. He was the only player in the Big Sky Conference to rank among the top 15 in points, rebounds, assists and field goal percentage.

Grogan came to NAU after serving as an assistant coach at Division II Metropolitan State College of Denver. He helped Metro State to the MAC Eastern Division, RMAC regular season and RMAC Shootout championships. They finished the season with a NCAA Tournament Central Regional appearance in 2009, recording a 27-4 overall record with an 18-1 conference mark. The Roadrunners lost to defending champion Winona State in the NCAA Tournament.

Grogan tutored three players who earned RMAC all-conference honors including RMAC most valuable player Jesse Wagstaff, who earned second-team All-America honors and was named to the ESPN the Magazine/CoSIDA first team Academic All-America squad. He also assisted the players and coaches of the NBA Denver Nuggets with off season individual skill development in 2009.

Prior to Metro State, he was an assistant coach at Los Angeles Southwest College from 2006-07. He was elevated to the associate head coach in 2007-08, leading the team to the South Coast Conference



South Division title. During his time at LA Southwest he worked under legendary Head Coach Reggie Morris, who also served as Grogan's high school coach.

He began his coaching career at Marshall Fundamental High School in Pasadena, Calif., starting as the junior varsity head coach from 2001-02. He was promoted to head coach serving from 2002-06 in addition to athletic director duties from 2002-03. He guided the team to five consecutive California Interscholastic Federation (CIF) playoff berths.

Grogan coached in the Nike Summer Pro League in 2006 and the Drew League in the summers of 2006 and 2007. He also started the Pasadena Hoops AAU team in 2004, serving as the head coach for two seasons. Also, Grogan coached in the nationally-ranked Compton Magic AAU program. He played collegiately at Skagit Valley College from 1979-80 before transferring to CS-Long Beach, where he played for Los Angeles Lakers and Chicago Bulls assistant Tex Winters. During the summer of 1980, he played in the Adidas Olympic Development League.

Grogan served as an elementary, middle and high school social science teacher in Pasadena and Los Angeles school districts from 2000-08.

Grogan has a B.S. degree in business administration from CS-Dominguez Hills.

### THE GROGAN FILE

**FULL NAME:** Quintin Oneal Grogan

**DATE OF BIRTH:** July 7, 1961.

**HOMETOWN:** Los Angeles, Calif.

**BEGAN AT NAU:** 2009-10

**COLLEGE:** CS-Dominguez Hills (1997, B.S., business administration)

**COACHING EXPERIENCE:** Assistant Coach, Northern Arizona, 2009-Pres.; Assistant Coach, Metropolitan State College of Denver, 2008-09; Associate Head Coach, Los Angeles Southwest College, 2007-08; Assistant Coach, Los Angeles Southwest College, 2006-07; Head Coach, Marshall Fundamental, 2002-06; Head JV Coach, Marshall Fundamental, 2001-02.

**FAMILY:** Single.

## Alphabetical Roster

No.	Name	Pos.	Ht.	Wt.	Cl.-Exp.	Hometown (High School/Last School)
20	Gaellan Bewernick	F	6-6	215	Fr.-RS*	Los Angeles, Calif. (Manual Arts)
12	Danny Cheek	G	6-4	180	Fr.-HS	Washington, D.C (Corona Del Mar)
1	James Douglas	G	6-0	175	Fr.-HS	Chino Hills, Calif. (Orange Lutheran)
2	Michael Dunn	G	6-0	180	Jr.-1L	Chandler, Ariz. (Chandler)
42	Ephraim Ekanem	F	6-7	230	Jr.-TR	Chino, Calif. (Ontario Christian/Irvine Valley CC)
23	Luis Flores	G	6-3	175	Jr.-2L*	Scottsdale, Ariz. (Coronado)
22	Colin Gruber	G	6-3	173	Fr.-HS	Aptos, Calif. (Harbor)
10	Chris Heine	G	6-2	170	So.-HS	Phoenix, Ariz. (Horizon)
33	Max Jacobsen	F	6-8	230	So.-TR*	Lake Oswego, Ore (Lake Oswego/ Portland St./Clackamas CC)
50	Josh Lepley	C	6-8	247	Sr.-3L	Reno, Nev. (Bishop Manogue)
34	Durrell Norman	G	6-4	190	Sr.-1L	Victorville, Calif. (Serrano/Antelope Valley College/Irvine Valley College)
40	Ben Olayinka	F	6-7	218	Jr.-TR	Corvallis, Ore. (Corvallis/Big Bend CC)
11	Gabe Rogers	G	6-2	175	Jr.-2L*	Houston, Texas (Klein Forest)
21	Stallon Saldivar	G	6-0	185	Jr.-2L	Salt Lake City, Utah (Judge Memorial)
30	Colby Weaver	G	6-3	195	Fr.-HS	Tucson, Ariz. (Salpointe Catholic)

## Numerical Roster

No.	Name	Pos.	Ht.	Wt.	Cl.-Exp.	Hometown (High School/Last School)
1	James Douglas	G	6-0	175	Fr.-HS	Chino Hills, Calif. (Orange Lutheran)
2	Michael Dunn	G	6-0	180	Jr.-1L	Chandler, Ariz. (Chandler)
10	Chris Heine	G	6-2	170	So.-HS	Phoenix, Ariz. (Horizon)
11	Gabe Rogers	G	6-2	175	Jr.-2L*	Houston, Texas (Klein Forest)
12	Danny Cheek	G	6-4	180	Fr.-HS	Washington, D.C (Corona Del Mar)
20	Gaellan Bewernick	F	6-6	215	Fr.-RS*	Los Angeles, Calif. (Manual Arts)
21	Stallon Saldivar	G	6-0	185	Jr.-2L	Salt Lake City, Utah (Judge Memorial)
23	Luis Flores	G	6-3	175	Jr.-2L*	Scottsdale, Ariz. (Coronado)
22	Colin Gruber	G	6-3	173	Fr.-HS	Aptos, Calif. (Harbor)
30	Colby Weaver	G	6-3	195	Fr.-HS	Tucson, Ariz. (Salpointe Catholic)
33	Max Jacobsen	F	6-8	230	So.-TR*	Lake Oswego, Ore (Lake Oswego/ Portland St./Clackamas CC)
34	Durrell Norman	G	6-4	190	Sr.-1L	Victorville, Calif. (Serrano/Antelope Valley College/Irvine Valley College)
40	Ben Olayinka	F	6-7	218	Jr.-TR	Corvallis, Ore. (Corvallis/Big Bend CC)
42	Ephraim Ekanem	F	6-7	230	Jr.-TR	Chino, Calif. (Ontario Christian/Irvine Valley CC)
50	Josh Lepley	C	6-8	247	Sr.-3L	Reno, Nev. (Bishop Manogue)

**Interim Head Coach:** Dave Brown; **Assistants:** Quintin Grogan, Will Hensley, Jay Collins  
**Graduate Assistant/Film Assistant:** Joey Shoen. **Athletic Trainer:** Sarah Shute/Ryan Pinson.  
**Student Managers:** Will Wilson, Brynn Bradley, Brandon Hurst.

## Roster Breakdown

**By Class**  
**Senior (2)**  
 Durrell Norman, Josh Lepley  
**Junior (6)**  
 Michael Dunn, Ephraim Ekanem, Luis Flores, Ben Olayinka, Gabe Rogers, Stallon Saldivar.  
**Sophomore (2)**  
 Chris Heine, Max Jacobsen  
**Freshmen (5)**  
 Gaellen Bewernick, Danny Cheek, James Douglas, Colin Gruber, Colby Weaver.

**By State**  
**Arizona (4)**  
 Michael Dunn, Luis Flores, Chris Heine, Colby Weaver.

**California (5)**  
 Gaellen Bewernick, James Douglas, Ephraim Ekanem, Colin Gruber, Durrell Norman.

**Nevada (1)**  
 Josh Lepley

**Oregon (2)**  
 Max Jacobsen, Ben Olayinka.

**Texas (1)**  
 Gabe Rogers

**Utah (1)**  
 Stallon Saldivar

**Washington, D.C. (1)**  
 Danny Cheek

## Pronunciation Guide

Gaellen Bewernick .....Boo-er-nick  
 Ephraim Ekanem .....  
 .....ee-frum EE-CAN-um  
 Luis Flores .....LUU-is  
 Chris Heine .....HINE  
 Durrell Norman .....DIR-ell  
 Olayinka .....o-lee-inka  
 Stallon Saldivar .....SAL-da-var

## Personnel Breakdown

### Starters Returning (3)

No.	Name	Pos.	Ht.	Wt.	Cl.-Exp.	GP-S	PPG	RPG	APG	Other
11	Gabe Rogers	G	6-2	175	Jr.-3L*	32-27	13.1	2.4	2.4	47.1 3-pt %
21	Stallon Saldivar	G	6-0	185	Jr.-2L	32-30	3.7	3.1	5.4	
34	Durrell Norman	G	6-4	190	Sr.-1L	32-23	3.6	3.8		

### Starters Lost (2)


No.	Name	Pos.	Ht.	Wt.	Cl.-Exp.	GP-S	PPG	RPG	APG	Other
10	Cameron Jones	G	6-4	190	Sr.-3L	32-32	20.0	4.6	3.1	All-Big Sky 1st Tm
40	Shane Johannsen	F	6-7	235	Sr.-3L	32-30	9.4	6.5		Shot 72.7%

### Other Letterwinners Returning (4)

No.	Name	Pos.	Ht.	Wt.	Cl.-Exp.	GP-S	PPG	RPG	APG	Other
42	Josh Lepley	C	6-8	220	Jr.-2L	31-0	2.4	1.9		
23	Luis Flores	G	6-3	175	Jr.-2L*	13-0	1.2	0.3		
1	Michael Dunn	G	6-0	180	Jr.-1L	17-0	0.8	0.6		
20	Gaellan Bewernick	F	6-6	215	Fr.-RS*	Did not play				

### Other Letterwinners Lost (5)

No.	Name	Pos.	Ht.	Wt.	Cl.-Exp.	GP-S	PPG	RPG	APG	Other
12	Julian Olubuyi	G	5-9	175	Sr.-1L	32-2	1.3	0.9	2.1	
30	Eric Platt	G	6-5	218	Sr.-1L	31-5	10.1	2.6	1.2	
2	DeAngelo Jones	W	6-5	200	Sr.-1L	28-4	3.4	1.6		
50	Austin Smith	F	6-9	220	Jr.-1L*	32-7	4.7	2.7		
32	Ify Umodu	G	6-3	215	So.-1L					



**#2 MICHAEL DUNN**

G, 6-0, 180, Jr.-1L\*

Chandler, Ariz. (Chandler)

**ACADEMIC NOTES:** Majoring in psychology.

**2010-11 (SOPHOMORE):** Saw action in 17 games...Made 6-of-12 attempts from the field...Came off the bench to score a career-high nine points at Montana State, going 4-for-4 from the field and 1-for-1 from the line in eight minutes with a career-high three steals...Had two points against Alabama State.

**2009-10 (REDSHIRT FRESHMAN):** Saw action in seven games...Scored a season-high two points against Southwestern and San Diego State.

**HIGH SCHOOL:** A 2008 graduate of Chandler High School...Played for Michael Ellsworth...Three-year letter winner and two-year starter...Helped team beat top-seeded Highland in the 5A State Championships, the first No. 16 seed to beat a No. 1 in state history...Also three-year letter winner in football, averaging 14.5 yards per catch...Four-year letter winner in track and field, leading team to two state championships in 2005 and

2006...Recorded three top 10 individual finishes in the triple jump, placing fourth twice...Also finished eighth in the high jump in 2008...Won the triple jump at the Meet of Champions in 2008.

**PERSONAL:** Born Michael Jamal Dunn April 16, 1990 in Jacksonville, Fla...Son of Kelly Dunn...Has three sisters: Tempestt, Michaela and Jasmine...Enjoys movies, music and playing video games...Attended Arizona State for one year out of high school...Cousin Ricky Moore played football at Eastern Arizona.



Single Game Highs		
Points	9	at Montana State (12/31/10)
Rebounds	3	vs. Southwestern (11/19/10)
Assists	2	Two times
Blocks	0	
Steals	3	at Montana State (12/31/10)

DUNN'S CAREER STATISTICS												
YEAR	G-S	FG-A	PCT	3-PT	PCT	FT-A	PCT	Reb.-Avg.	A-TO	B	S	PT-AVG.
2009-10	7-0	1-6	.167	0-2	.000	3-4	.750	2-0.3	5-2	0	0	5-0.7
2010-11	17-0	6-12	.500	0-3	.000	1-3	.333	10-0.6	3-5	0	4	13-0.8
<b>Totals</b>	<b>24-0</b>	<b>7-18</b>	<b>.388</b>	<b>0-6</b>	<b>.00</b>	<b>4-7</b>	<b>.571</b>	<b>12-0.5</b>	<b>8-7</b>	<b>0</b>	<b>4</b>	<b>18-0.8</b>



**#23 LUIS FLORES**

G, 6-3, 175, Jr.-1L  
Scottsdale, Ariz. (Coronado)

**ACADEMIC NOTES:** Plans to major in biomedical science and become a doctor...2010 and 2011 Golden Eagle Scholar-Athlete recipient...Nominee for 2010-11 Capital One Academic All-District honors...2010-11 NABC Honor Court selection.

**2010-11 (SOPHOMORE):** Saw action in 13 games off the bench...Shot 50 percent (5-for-10) from the field...Scored in five games...Had a season-high five points at Montana State...Played a season-high 10 minutes against Bethany...Saw action in CollegeInsider.com Tournament game at Santa Clara.

**2009-10 (REDSHIRT FRESHMAN):** Saw action in 13 games and averaged 4.7 minutes...Scored 17 points on the season (1.3 per game)...Had a season-high 11 points against Northern New Mexico, going 4-for-5 from the field...Had a season-best three rebounds at New Mexico.

**2008-09:** Redshirted.

**HIGH SCHOOL:** A 2008 graduate of Coronado High School...Played for coach Aaron Windler...Three-year starter...Two-year captain...Three-year letter winner...Helped team go on 10-game winning streak in 2006...Team was ranked fourth in state in 2006.


Single Game Highs		
Points	11	vs. Northern New Mexico (12/30/09)
Rebounds	3	at New Mexico (12/16/09)
Assists	3	vs. Bethany (12/4/10)
3-Pointers	1	Four times
Blocks	0	
Steals	2	vs. Northern New Mexico (12/30/09)

**PERSONAL:** Born Luis Flores on June 2, 1990 in Phoenix, Ariz. ...Son of Louie and Anna Flores...Has one sister, Theresa...Played with former Arizona Wildcat and current Portland Trail Blazer Jerryd Bayless in club basketball.



**FLORES' CAREER STATISTICS**

YEAR	G-S	FG-A	PCT	3-PT	PCT	FT-A	PCT	Reb.-Avg.	A-TO	B	S	PT-AVG.
2009-10	13-0	6-10	.600	2-4	.500	3-8	.375	6-0.5	3-3	0	2	17-1.3
2010-11	13-0	5-10	.500	2-3	.667	3-6	.500	4-0.3	8-1	0	0	15-1.2
<b>Totals</b>	<b>26-0</b>	<b>11-20</b>	<b>.550</b>	<b>4-7</b>	<b>.571</b>	<b>6-14</b>	<b>.429</b>	<b>10-0.4</b>	<b>11-4</b>	<b>0</b>	<b>2</b>	<b>32-1.2</b>



**#50 JOSH LEPLEY**

C, 6-8, 220, 3L

Reno, Nev. (Bishop Manogue)

**ACADEMIC NOTES:** Majoring in criminology and criminal justice with a minor in sociology.

**2010-11 (JUNIOR):** Saw action in 31 games...Averaged 2.4 points and 1.9 rebounds...Scored a season-high 15 points and tied career-high for blocks with four against Bethany...Recorded season-high eight boards at Pepperdine...Had four points and six boards against Portland State...Did not play in Big Sky Tournament game against Northern Colorado.

**2009-10 (SOPHOMORE):** Saw action in all 28 games with 11 starts...Scored in 25 of 28 games on the season...Scored a career-best 16 points in season opener against Southwestern College...Reset career best for rebounds twice during the season...Had seven rebounds and a career-best four assists in double overtime win over Portland State...Had 13 points in loss to Montana...Scored 11 points with a career-best nine rebounds at Eastern

Washington...Had seven rebounds at Colorado State...Scored 10 points against Idaho State...Had a career-high four blocks against Montana State.

**2008-09 (FRESHMAN):** Saw action in all 27 games with four starts...Averaged 14.9 minutes per game on the season, while scoring 5.9 points per contest with 3.0 rebounds per game...Started four of the last five games of the season (24.8 minutes per game)...Notched double figures seven times...Made first career start against Montana State, recording a dunk that appeared on ESPN...Scored a season-best 18 points in season finale at Idaho State with 18 points...Recorded then-season-high for points (15) and rebounds (8) against Sacramento State...Had 10 points and six rebounds at Sacramento State...Scored 12 points against NDSU two times...Scored 10 points on 5-of-5 shooting against Haskell...Had five or more rebounds six times.

**HIGH SCHOOL:** A 2008 graduate of Bishop Manogue Catholic High School...Three-year starter...Three-year letter winner...One-year captain...Rated as the Big Sky Conference's top center signee for the early signing period by Rivals.com...Averaged 12 points and six rebounds as a junior...Received an honorable mention in 2007...Named second team all-league in 2008...Helped team reach playoffs every year, including a 25-4 record in 2007 and 28-3 record in 2008...Also played on AAU team for Las Vegas prospects.

**PERSONAL:** Born Joshua Ryan Lepley on March 25, 1990 in Frankfort, Germany...Son of Diane and Del Lepley...Has two brothers, Scott and Timothy...Mother, Diane, was a basketball and softball player at the University of Connecticut.

Single Game Highs		
<b>Points</b>	18	at Idaho State (2/28/09)
<b>Rebounds</b>	9	at Eastern Washington (1/15/10)
<b>Assists</b>	4	vs. Portland State (2/18/10)
<b>Blocks</b>	4	vs. Montana State (1/28/10)
	4	vs. Bethany (12/4/10)
<b>Steals</b>	2	Two times

LEPLEY'S CAREER STATISTICS												
YEAR	G-S	FG-A	PCT	3-PT	PCT	FT-A	PCT	Reb.-Avg.	A-TO	B	S	PT-AVG.
2008-09	27-4	56-96	.583	0-0	.000	46-75	.613	80-3.0	13-40	12	5	158-5.9
2009-10	28-11	54-94	.574	0-0	.000	41-73	.562	106-3.8	15-40	22	11	149-5.3
2010-11	31-0	30-59	.508	0-0	.000	13-24	.542	59-1.9	2-16	13	3	73-2.4
<b>Totals</b>	<b>86-15</b>	<b>140-249</b>	<b>.562</b>	<b>0-0</b>	<b>.000</b>	<b>100-182</b>	<b>.549</b>	<b>245-2.8</b>	<b>30-96</b>	<b>47</b>	<b>19</b>	<b>380-4.4</b>



**#34 DURRELL NORMAN**

F/G, 6-4, 197, Sr.-1L  
Victorville, Calif.

(Serrano/Antelope Valley College/Irvine Valley College)

cent from the field...Helped team to their first ever trip to the state tournament in 2009-10, finishing with a record of 26-5, the second-best win total in program history...Product of same program as former Lumberjack standouts Commander King and Chris Ferguson...Played at Antelope Valley College during the 2007-08 season...Helped Antelope Valley to a record of 25-11 overall and 10-4 and a first-place tie in conference...Appeared in 33 games and averaged 5.0 points and 3.4 rebounds...Averaged 5.6 points and 4.1 rebounds in conference play...Shot 46.5 percent from the field (53 of 114) overall with a high scoring game of 15 points.

**HIGH SCHOOL:** A 2007 graduate of Serrano High School...Named all-league as a junior after averaging 13.9 points, 8.3 rebounds, 2.0 assists and 1.1 steals per game...Honored as Mr. Diamondback as a senior after averaging 15.9 points, 8.8 rebounds, 2.3 assists, 1.5 steals and 1.0 blocks...Also named all-CIF and all-league...Scored 20 or more points eight times and had a season-high of 28 points in a win over Huntington Park as a senior.

**PERSONAL:** Born Durrell Rashad Norman Oct. 5, 1988 in Texarkana, Texas...Has one brother, Donald.

Single Game Highs		
<b>Points</b>	10	at Montana State (12/31/10)
	9	vs. Air Force (12/22/10)
	8	vs. Alabama State (11/16/10)
<b>Rebounds</b>	8	vs. Southwestern (11/19/10)
<b>Assists</b>	2	at Kennesaw St. (11/22/10)
<b>Blocks</b>	1	Six times, last vs. Montana (2/10/11)
<b>Steals</b>	2	Three times



**ACADEMIC NOTES:** Plans to study humanities.

**2010-11 (JUNIOR):** Saw action in all 32 games with 23 starts...Averaged 3.6 points and 3.8 rebounds...Recorded 15 games of four or more rebounds on the season...Scored in 25 of 32 games, reaching double figures for first and only time with 10 points at Montana State...Grabbed seven boards at Northern Colorado in regular season...Had a season-high tying eight boards with eight points against Montana State...Also had a single-game best eight boards against Southwestern... Scored a then career-high nine points against Air Force...Also had nine points against Portland State in season finale.

**PRIOR TO NAU:** Transfer from Irvine Valley College...Played for Jerry Hernandez...Named All-Orange Empire first-team selection...Averaged 13.5 points and 6.4 rebounds while shooting 48.6 per-

**NORMAN'S CAREER STATISTICS**

YEAR	G-S	FG-A	PCT	3-PT	PCT	FT-A	PCT	Reb.-Avg.	A-TO	B	S	PT-AVG.
2010-11	32-23	42-75	.560	2-5	.400	10-41	.244	120-3.8	22-38	7	12	115-3.6



**#11 GABE ROGERS**

G, 6-2, 175, Jr.-2L  
Houston, Texas (Klein Forest)

**ACADEMIC NOTES:** Majoring in criminology and criminal justice with a minor in sociology.

**FUN FACTS:** Played with Northern Colorado's Elliott Lloyd at Klein Forest...One of four players from high school team to sign with Division I school: Chris Hines (Utah), Elliott Lloyd (Northern Colorado) and Toure' Murry (Wichita State).

**CAREER NOTES:** Seen action in 59 games with 50 starts...Made 127 three-pointers in his career...Shooting 43.1 percent for his career beyond the arc, the sixth-best percentage in school history...Made at least one three-pointer in 50 of 59 career games.

**2010-11:** All-Big Sky second-team choice...Received the Coaches Award at team banquet...Seen action in all 32 games with 27 starts...Averaged 13.1 points per game with 2.4 rebounds and 2.4 assists...Ranked second in the Big Sky and fifth in Division I in three-point field goal percentage at 47.1, the 10th-best single-season three-point per-

centage in school history...Second in the Big Sky three-point field goals made per game at 2.5 (65th in Division I)...Recorded seven games with five or more three-pointers...Made 82 three-pointers on the season, tied for six-best single-season total on the NAU single-season charts... Posted 10 of his top 12 individual single-game scoring performances in his career...Eight of the 12 were on the road...Averaged

15.9 points per game and shooting 50.5 percent (54-for-105) from the three-point land on the road...Made at least one three-pointer in 30 of 32 games (Southwestern, Air Force)...Finished season with a current streak of 20 consecutive games with at least one three-pointer, the longest of his career...Posted 17 games in double figures...Made 20 straight free throws over eight games before miss at Sacramento State...Scored 22 in Big Sky quarterfinals against UNC, hitting six three-pointers...Had 27 points with five three-pointers in regular season meeting at UNC...Scored 29 points against Eastern Washington, hitting 3-for-3 beyond the arc and 6-for-6 from the line...Scored 21 points at Weber State, hitting five three-pointers and added 19 at Idaho State...Shattered his single-game career high with 31 points helped by seven three-pointers among 12-for-18 performance from the field at Pepperdine...Added a career-best tying four rebounds...Named the Big Sky Player of the Week for the perform-

**Rogers Top Performances**

<b>Points</b>	31	at Pepperdine (11/28/10)
	29	vs. Eastern Washington (2/16/11)
	27	at Northern Colorado (2/26/11)
	26	at CSU-Bakersfield (12/1/10)
	22	at Northern Colorado (3/8/11)
	21	at Weber State (2/110/11)
	20	vs. Portland State (2/18/10)
<b>3-Pointers</b>	7	at Pepperdine (11/28/10)
	6	at USC (12/11/10)
	6	at Northern Colorado (3/8/11)
	5	at Colorado State (12/20/09)
	5	at Creighton (11/14/10)
	5	vs. Idaho State (1/6/11)
	5	at Weber State (2/10/11)
5	at Northern Colorado (2/26/11)	

ance...Scored 26 points at CS-Bakersfield...Had 20-point effort against USC on the road, hitting six three-pointers, with a career-high six rebounds.

**2009-10 (REDSHIRT FRESHMAN):** Saw action in 27 games with 22 starts...Starter in first seven games and another 11 straight at one point...Averaged 9.1 points, 1.7 rebounds and 2.3 assists per game...Ranked 28th in the league in scoring and fourth among freshmen...Tallied double figures 13 times, resetting or tying career single-game best six times...Shot 36.6 percent from three-point range, making at least one three-pointer in 20 of 27 games

**Single Game Highs**

<b>Points</b>	31	at Pepperdine (11/28/10)
	29	vs. Eastern Washington (2/16/11)
<b>Rebounds</b>	6	at USC (12/11/10)
<b>3-Pointers</b>	7	at Pepperdine (11/28/10)
	6	at USC (12/11/10)
<b>Assists</b>	10	vs. Southwestern (11/13/09)
<b>Blocks</b>	1	at Sacramento State (2/24/11)
<b>Steals</b>	3	vs. Weber State (1/9/10)
	3	at Idaho State (2/13/10)
	3	at Montana State (12/31/10)

**ROGERS' CAREER STATISTICS**

YEAR	G-S	FG-A	PCT	3-PT	PCT	FT-A	PCT	Reb.-Avg.	A-TO	B	S	PT-AVG.
2009-10	27-22	87-225	.387	45-123	.366	27-35	.771	45-1.7	63-47	0	29	246-9.1
2010-11	32-27	145-331	.438	82-174	.471	47-63	.746	76-2.4	77-54	1	20	419-13.1
<b>Totals</b>	<b>59-49</b>	<b>232-556</b>	<b>.417</b>	<b>127-197.645</b>	<b>.475</b>	<b>74-98</b>	<b>.755</b>	<b>141-2.4</b>	<b>140-101</b>	<b>1</b>	<b>49</b>	<b>665-11.3</b>


played...Recorded eight games with three or more three-pointers...Hit game-winning three-pointer with 1 second left in overtime to defeat Eastern Washington...Had two three-pointers in overtime periods in win over Portland State as part of a career-high 20 point night with six assists...Scored 20 points for the second time on the season at Sacramento State with five assists...Recorded 17 points at Colorado State...Scored 13 points against Fresno State...Had 11 points at Arizona...Scored nine points and had 10 assists against Southwestern in the season opener in first collegiate game...Did not play against UC Riverside due to ankle injury.

**2008-09:** Redshirted.

**HIGH SCHOOL:** A 2008 graduate of Klein Forest High School...Played for coach Cary Black... Named to the all-region and all-district teams...Broke high school's scoring record...Helped team to district and regional championships and state semifinals...Played on the Texas All-Star team and the Habeba All-Star team...Was named team Most Valuable Player and district MVP.

**PERSONAL:** Born Gabriel Antony Rogers on May 19, 1990 in Houston, Texas...Son of Kim and Gabe Rogers...Has two brothers, Keri and Davon...Enjoyed watching the United States Men's Basketball team win gold at the Olympics...Favorite player is Gilbert Arenas.





## #21 STALLON SALDIVAR

G, 6-0, 185, Jr.-2L

Salt Lake City, Utah (Judge Memorial)

**ACADEMIC NOTES:** Majoring in business economics...2010 Golden Eagle Scholar-Athlete recipient... Earned scholar-athlete awards in basketball in high school.

**FUN FACTS:** Played on a sixth-grade AAU team coached by NBA Hall of Famer John Stockton and former Phoenix Sun and Utah Jazz standout Jeff Hornecek.

**CAREER NOTES:** Seen action in 60 games with 34 starts...Recorded 230 assists in first two seasons...3.9 assists per game average ranks tied for ninth in school history.

**2010-11:** Received the Most Improved Award at the team banquet...Saw action in all 32 games...Started first 26 games and 30 overall...Averaged 3.7 points and 5.4 assists per game...Reset career single-game best in every statistical category in first eight games...Recorded 173 assists (5.4 avg.) to lead the Big Sky, rank 31st in the nation in per game average and rank seventh among sophomores...Also tied for the fourth-best single-season total and ninth-best per-game average in school history...Recorded 13 games with six or more assists, including a career-best 13 against Idaho State and 11 against both Alabama State and Montana...Had 10 or more four times this season...13 assists against Idaho State rank tied for sixth-best total on NAU single-game charts...Recorded three of the top 14 assist game in school history...NAU was 9-1 when he has seven or more assists...Led the Big Sky in assists-to-turnover ratio and ranked seventh in Division I at 2.88...Recorded top 10 career single-game assist totals, top six scoring totals and top six rebounding totals...Scored in double figures two times...Had a season-high 11 points against Air Force...Had 10 points at Kennesaw State...Scored nine points at Weber State with half-court, buzzer beater at half-time.

Single Game Highs	
Points	11 vs. Air Force (12/22/11) 10 at Kennesaw State (11/22/10)
Rebounds	7 vs. Northern Colorado (1/31/11) 7 Portland State (3/2/11)
3-Pointers	2 at San Diego State (11/28/09) 2 at Kennesaw State (11/22/10)
Assists	13 vs. Idaho State (1/6/11) 11 vs. Alabama State (11/16/10) 11 vs. Montana (2/5/11)
Blocks	1 Two times
Steals	3 vs. Montana State (2/3/11)

action in 25 minutes at Portland State and double overtime win against the Vikings in Flagstaff.

**HIGH SCHOOL:** A 2009 graduate of Judge Memorial...Played for Jim Yerkovich...Led Judge Memorial in Salt Lake City to the Utah state title as a junior and a pair of top-five state finishes in his prep career...Named the 2008 3A State Tournament Most Valuable Player, while earning all-state and all-region first team honors...Also named to the 2009 3A All-State team for the second consecutive season and was the Region 10 MVP...Scored 15 points with eight assists in the Senior All-State Game played in Sandy, Utah...Also a four-year letter winner in baseball, helping team to a state championship in 2008 with a 26-1 record...Team also finished second and third in state in 2006 and 2007.

**PERSONAL:** Born Stallon E. Saldivar March 28, 1991 in Salt Lake City, Utah...Son of Danny and Sandy Saldivar...Has one sister, Shannon...Also considered Weber State and American University.

### NAU Single Game Assists

1. Tom DeBerry (75-76) 16 vs. Portland St.
  2. Adam Lopez (00-01) 15 vs. Colgate
  3. Greg Henderson (77-78) 14 vs. Grand Canyon
  3. Harry Payne (86-87) 14 vs. Concordia
  3. Josh Wilson (06-07) 14 at E. Washington
  - 6. Stallon Saldivar (10-11) 13 vs. Idaho State**
  6. Kawika Akina (98-99) 13 vs. St. Bonaventure
  6. Adam Lopez (00-01) 13 at Cal Poly
  6. Kyle Feuerbach (04-05) 13 at Sacramento St.
  6. Josh Wilson (05-06) 13 vs. Portland State
  11. Harry Payne (85-86) 12 vs. Montana State
  12. Harry Payne (86-87) 12 vs. Brooklyn
  - 13. Stallon Saldivar (10-11) 11 vs. Ala. State**
  - 13. Stallon Saldivar (10-11) 11 vs. Montana**
- Five players at 11

**2009-10 (FRESH-MAN):** Saw action in all 28 games with four starts...Averaged 1.8 points and 2.0 assists per game in 15.5 minutes per contest...Scored in 14 games on the season...Recorded 2.0 assist-to-turnover ratio...Had a single-game high six points at San Diego State and at Portland State...Played 20 or more minutes in four Big Sky games...Played a season-high 27 minutes at Sacramento State...Saw

### SALDIVAR'S CAREER STATISTICS

YEAR	G-S	FG-A	PCT	3-PT	PCT	FT-A	PCT	Reb.-Avg.	A-TO	B	S	PT-AVG.
2009-10	28-4	15-57	.263	10-38	.263	10-12	.833	33-1.2	57-26	0	12	50-1.8
2010-11	32-30	41-110	.373	10-41	.244	26-31	.839	100-3.1	173-60	3	23	118-3.7
<b>Totals</b>	<b>60-34</b>	<b>56-167</b>	<b>.335</b>	<b>20-79</b>	<b>.253</b>	<b>36-43</b>	<b>.837</b>	<b>133-2.2</b>	<b>230-86</b>	<b>3</b>	<b>35</b>	<b>168-2.8</b>



#### 2010-11 NCAA SOPHOMORE ASSISTS LEADERS

1. D.J. Cooper, Ohio	7.5
2. Darius Morris, Michigan	6.7
3. Will Weathers, Troy	6.6
4. Nate Wolters, S. Dakota St.	6.1
5. Brandyn Curry, Harvard	5.9
5. Vincent Council, Providence	5.9
<b>7. Stallon Saldivar, NAU</b>	<b>5.4</b>
8. Matthew Dellavedova, St. Mary's (Ca)	5.3





**#12 DANNY CHEEK**

G, 6-4, 180, Fr.-HS  
Washington, D.C.  
(Corona Del Mar)

**ACADEMIC NOTES:**


Plans to study biology / sports medicine...Member of the Honor Roll in high school.

**HIGH SCHOOL:**

A 2011 graduate of Corona Del Mar High School...Played for Ryan Schacter...McDonalds All-America game nominee...Was rated the No. 18 overall recruit in the state of California and No. 52 shooting guard overall in the nation in ESPN Recruiting Rankings All-CIF Southern Section Division III second team...First-team All-Pacific Coast...BALLISLIFE Regional All-American...Ranked on ESPN recruiting page at No. 157 and

No. 52 for position...Named one of top 15 area players by the Newport Beach Chamber of Commerce...Three-time Newport Beach Dream team selection...Averaged 15.3 points per game as a senior...Reached playoffs three times...Averaged 13.6 points and 3.9 rebounds as a junior and led his team to a school-best 24-4 record and a CIF Southern Section quarterfinal appearance...Rated one of the Top 20 high school two guards in the western United States....He was an All-Orange County selection and All-CIF selection, as well as All-Pacific Coast League.

**PERSONAL:** Born Daniel Jerome Cheek April 20, 1993 in Washington, D.C...Son of Carlita and Kevin Ray...Has three brothers, Kevin, Kavon and Dakota...Also considered the University of Portland...Enjoys working on classic cars.



**#1 JAMES DOUGLAS**

G, 6-0, 175, Fr.-HS  
Orange, Calif. (Orange Lutheran)

**ACADEMIC NOTES:**


Plans to study criminal justice.

**HIGH SCHOOL:**

A 2011 graduate of Orange Lutheran...Played for Chris Nordstrom... Was the 15th-best point guard in California and No. 92 at his position in the country overall in ESPN Recruiting Rankings Four-time All-Trinity League selection (2008-11) and a three-time All-CIF choice (2009-11)...Named CIF Division IV Player of the Year...Helped team to CIF championship...McDonalds All-America game nominee...MaxPreps All-State selection... BALLISLIFE Regional All-American Averaged

17.3 points, 4.5 rebounds and 4.8 assists as a senior and 15.4 points, 3.8 rebounds and 4.0 assists as a junior...Rated as one of the top high school guards in the western United States by Gerry Freitas Hoop Review...Led his team to a 24-10 record, advancing to the CIF Southern Section Championship and State Tournament in 2010...Finished prep career second in assists and third in scoring and three-pointers on career list...Also participated in football and track and field. He was also recruited by Montana State, Northridge, UC-Irvine, UC Davis and UC Santa Barbara.

**PERSONAL:** Born James Allyn Douglas Jan. 22, 1993 in Oklahoma City, Okla...Son of James and Dawnetta Douglas.



**#42 EPHRAIM EKANEM**

F, 6-7, 230, Jr.-TR  
Ontario, Calif.  
(Ontario Christian/  
Irvine Valley CC)

**ACADEMIC NOTES:**  
Plans to study health science and become a physical therapist.

**PRIOR TO NAU:** A transfer from Irvine Valley College...Played for Jerry Hennandez...Averaged 8.3 points and 6.1 rebounds during the 2010-11 season...Was an honorable mention all-Orange Empire Conference selection after starting all 31 of Irvine Valley's games and helping the Lasers go 23-8 and make the Southern California Playoff Regional finals...Also averaged 9.8 points and 8.3 rebounds and shot 59.3 percent during conference

games...Ranked second in the Orange Empire Conference in field goal percentage at 55.2 percent...Scored a season-high 23 points in win at Orange Coast during conference play and had 19 points in a win at Fullerton...Also grabbed a season-best 14 rebounds in an early-season win over Cuyamaca.

**HIGH SCHOOL:** A 2009 graduate of Ontario Christian...Played for Scott Brummel...Averaged 11.9 points and 10.3 rebounds as a senior...Played with Durrell Norman at Irvine Valley.

**PERSONAL:** Born Ephraim I. Ekanem on May 19, 1991 in Los Angeles, Calif....Son of Patrick and Catherine Ekanem...Has one sister, Doris, and one brother, Marquis.



**#22 COLIN GRUBER**

G, 6-3, 173, Fr.-HS  
Santa Cruz, Calif.  
(Harbor)

**ACADEMIC NOTES:**  
Major is undecided.

**HIGH SCHOOL:** A 2011 graduate of Harbor High School in Santa Cruz, Calif...Played for his

father, Mike...Named to Parade Magazine's 55th Annual All-America fourth-team...First Northern Arizona recruit or player to ever be named to the prestigious team...Led the county in scoring during senior campaign for the third straight year and was named Santa Cruz Coast Athletic League Most Valuable Player...Also named the Sentinel's All-County Player of the Year and to all-state team...Averaged 26.6 points, 11.3 rebounds and 2.1

assists with 2.8 steals as a senior...Set school records for career points (2,099), steals (277) and season steals (277)...Harbor High Athlete of the Year and Kiwanis North-South All-Star selection.

**PERSONAL:** Born Colin Christopher Gruber Oct. 13, 1992 in Santa Cruz, Calif....Son of Sally and Mike Gruber...Has two sisters, Shawn and Erin, and one brother, Quinn...Father played basketball at Gonzaga (1972-74) and had two uncles compete in track and field in college.



**#33 MAX JACOBSEN**  
 F, 6-8, 230, So.-TR  
 Lake Oswego, Ore.  
 (Lake Oswego/  
 Portland St./  
 Clackamas CC)

**ACADEMIC NOTES:**  
 Plans on majoring in electrical engineering at NAU and three years of eligibility remaining...Named to Portland State Dean's List.

**PRIOR TO NAU:** Transfer from Clackamas Community College...Played for Clif Wegner...Averaged 20.8 points per game and 8.0 rebounds, while shooting 68 percent from the field...Named the Southern Region NWACC Most Valuable Player and led his team to a NWACC Southern region championship and 20-8 record...Scored a season-high 46 points and grabbed 19 rebounds against Yakima Valley, post-

ing five double-doubles on the season and scoring 20 or more points 15 times...Originally signed with Portland State out of high school.

**HIGH SCHOOL:** A 2009 graduate of Lake Oswego High School...Played for Mark Shoff...Played in three consecutive Three Rivers League championships, teaming with NBA stand-out Kevin Love during his freshman season on team that finished second at state, losing to a South Medford team that was led by Duke star Kyle Singler...Lettered three times and was named first team All-Three Rivers League two times...Named to all-state second-team and state all-tournament second team as a senior...Also a member of the Oregon Lords AAU team.

**PERSONAL:** Born Max Theodore Jacobsen on Dec. 1, 1990 in Portland, Ore...Son of Ted and Susan Jacobsen...Father played football at Washington State (1979-83)...Enjoys fishing and playing video games...Also considered Eastern Washington, Cal Poly Pomona, Sacramento State and Montana State.



**#40 BEN OLAYINKA**  
 F, 6-7, 218, Jr.-TR  
 Corvallis, Ore.  
 (Corvallis/  
 Big Bend CC)

**ACADEMIC NOTES:**  
 Majoring in electrical engineering.

**PRIOR TO NAU:**  
 Played at Big Bend Community College...Coached by Mark Path in 2010-11... Named to the NWAAC East all-conference second-team... Helped team to a 13-1 league record in 2011...Played in the 2009 OACA All Star Series game in Oregon and the 2011 NWAACC All Star Game in Washington.

**HIGH SCHOOL:** A 2009 Graduate of Corvallis High School...Coached by Greg Garrison.

**PERSONAL:** Born Benjamin Ayodele Olayinka Jan. 14, 1991 in Abington, Penn. Son of Jennifer Kling... Has one sister, Megan Olayinka... Enjoys reading and swimming...Most memorable moment was a steal and full court dunk in rivalry game to tie... Admires Nikolai Tesla, engineering genius.



**#30 COLBY  
WEAVER**  
G, 6-3, 195, Fr.-HS  
Tucson, Ariz.  
(Salpointe Catholic)


**ACADEMIC NOTES:**  
Plans to study biomedical studies and become an oral surgeon...Member of the National Honor Society...Selected to the All-Academic All-

State team.

**HIGH SCHOOL:** A 2011 graduate of Salpointe Catholic High School...Played for Jerry Zander...Two-time all-region and all-city selection...Averaged 19 points, two rebounds and nine assists per game...Set school record for points in a quarter with 22 against Rincon in the third quarter, finishing with 38 points in game played in McKale

Center...Helped team to state playoffs as a junior and senior...Also two-year letter winner for football team, earning all-region honors and helping team to a 2009 state quarterfinal appearance...Played for Tucson Desert Storm and Tucson Heat Pump and Run club teams.

**PERSONAL:** Born Colby James Weaver Sept 1, 1992 in Tucson, Ariz... Son of James and Betty Jo Weaver...Has one brother, Austin, and one sister, Allie...Father played basketball at NAU from 1976-80, while uncle, Ted Plotts played for the Lumberjacks from 1978-81...Also considered West Point, UCSB and Cal Poly Polona.



**MARCUS LEVER**  
G, 6-1, 160, Jr.-TR  
Phoenix, Ariz.  
(Desert Vista)

Redshirting 2011-12 season.

**ACADEMIC NOTES:**  
Plans to study business.

**PRIOR TO NAU:**  
Played two seasons at Cal State Stanislaus for Larry Reynolds...

Helped team to first ever CCAA playoff appearance as a sophomore...Saw action in 27 games with five starts as a sophomore...Averaged 5.1 points and 2.5 rebounds...Played in 26 games with 11 starts as a freshman, scoring 3.4 points per game.

**HIGH SCHOOL:** A 2009 graduate of Desert Vista High School...Played for Doug Harris...Three-year letter winner and two-year starter...Averaged

13.0 points, 5.0 rebounds and 5.0 assists as a junior...Scored 32 points against Sear Chavez...Team won 5A-1 state championship as a junior, posting a 26-5 record...Played for the California Supreme AAU team that won the Las Vegas Nike Main Event Tournament in 2009.

**PERSONAL:** Born Marcus Lafayette Lever on April 13, 1990 in Denver, Colo...Son of Lafayette and Charlene Manager...Has three brothers, Anthony, Garrett and Trent and two sisters, Elyse and Ava...Father is former Arizona State and NBA standout Lafayette Lever, who is the Director of Player Development for the Sacramento Kings...Played with Denver, Dallas and Portland from 1982-94...Also considered Boise State, Montana State and Hawaii.



# unlock your game

[adidasbasketball.com](http://adidasbasketball.com)

# ALL TIME SERIES RESULTS

Opponent	Series	Opponent	Series	Opponent	Series	Opponent	Series
Adams State (Colo.)	14-2	Fairfield	1-0	<b>North Dakota State</b>	<b>0-2</b>	Southern California	0-2
Air Force	5-3	Florida International	1-1	Northeast Missouri State	1-1	Southern California Coll.	1-0
Alabama A&M	0-2	Fort Lewis (Colo.)	10-2	<b>Northern Colorado</b>	<b>7-7</b>	Southern Colorado	10-9
Alabama State	1-0	Fresno State	0-5	Northern Illinois	0-1	Southern Oregon	1-0
Alaska Anchorage	1-0	Georgia Southern	1-0	<b>Northern New Mexico</b>	<b>2-0</b>	Southern Utah	13-8
Albuquerque	2-1	Georgia State	1-1	Northeastern	2-0	Southwest Missouri St.	0-2
Alcorn State	1-0	Gonzaga	6-13	Northwestern	0-1	Southwest Oklahoma St.	0-1
<b>Arizona</b>	<b>25-95</b>	Greenville	1-1	Notre Dame, College of	1-0	Southwest Texas	1-1
<b>Arizona Christian</b>	<b>2-0</b>	Hardin-Simmons	6-10	Occidental (Calif.)	3-2	Stanford	0-1
<b>Arizona State</b>	<b>60-76</b>	Haskell	3-0	Ohio Northern	0-1	Stephen F. Austin	1-1
Augustana (Neb.)	1-0	Hastings (Neb.)	1-0	Oklahoma Baptist	1-0	Tennessee-Martin	1-1
Azusa Pacific (Calif.)	1-0	Hawaii-Hilo	1-0	Olivet Nazarene	1-0	Texas-Arlington	2-3
Baptist	1-0	High Point	0-1	Oral Roberts	0-4	Texas Christian	0-3
Bemidji State (Minn.)	1-0	Houston	1-0	Oregon	1-5	Texas-El Paso	9-18
Bethany	2-0	Idaho	18-36	Pacific	2-0	Texas-Pan American	2-1
Biola (Calif.)	1-1	<b>Idaho State</b>	<b>42-46</b>	Pacific Lutheran	1-0	Texas Southern	0-2
Boise State	22-33	Illinois-Chicago	1-0	Pasadena Nazarene	4-2	Texas Tech	8-29
<b>Brigham Young</b>	<b>1-0</b>	Iona	0-1	Patten College	1-0	Texas Wesleyan	2-0
Brooklyn College	2-0	Iowa State	0-1	Pepperdine	3-12	Tulsa	0-2
Buena Vista	1-0	Jacksonville	1-0	Phoenix College	9-3	UC Davis	2-0
California	0-2	Jamestown (N.D.)	1-0	Pittsburgh	0-1	<b>UC Riverside</b>	<b>3-3</b>
California Baptist	1-0	Johnson & Wales	1-0	Portland	3-4	UC Santa Cruz	1-0
UC Irvine	5-4	Kansas	0-4	<b>Portland State</b>	<b>15-17</b>	UC San Diego	2-2
UCLA	1-1	Kennesaw State	1-0	Prairie View A&M	0-1	UC Santa Barbara	1-2
Cal Poly Pomona	5-2	Lamar	2-1	Puget Sound (Wash.)	0-1	U.S. International	10-4
Cal Maritime Academy	1-0	LaVerne	2-0	Quinnipiac	2-0	Utah	0-1
Cal Poly	8-4	Lewis & Clark	1-0	Regis	0-1	Utah Valley	1-1
<b>CSU Bakersfield</b>	<b>3-2</b>	LeTourneau (Texas)	1-0	Rio Grande	0-1	Utah State	1-3
Cal State Chico	1-0	Lipscomb	2-0	St. Bonaventure	1-0	Washington	0-1
Cal St. Dominguez Hills	1-0	Long Beach State	1-0	St. John's	0-1	Washington State	0-3
Cal State Fullerton	4-5	<b>Louisiana</b>	<b>0-0</b>	Saint Mary's (Calif.)	1-4	Wayland Baptist	1-1
Cal State Los Angeles	1-1	Louisiana State	0-2	St. Martin's (Wash.)	1-0	<b>Weber State</b>	<b>25-64</b>
Cal State Northridge	12-9	Louisiana Tech	0-1	Saint Peter's	1-0	West Texas A&M	5-14
Cal State Stanislaus	1-0	Loyola (La.)	0-1	<b>Sacramento State</b>	<b>29-9</b>	Western Kentucky	1-1
California Tech	1-0	<b>Loyola Marymount</b>	<b>2-5</b>	<b>Sam Houston State</b>	<b>3-1</b>	Western New Mexico	27-16
Cascade College	1-0	Macalester	1-0	San Diego	3-9	Western Oregon	1-0
Central Connecticut St.	1-1	Maine	0-2	San Diego State	6-6	Western State (Colo.)	13-3
Central Missouri	1-1	Mankato State (Minn.)	1-1	<b>San Francisco</b>	<b>2-2</b>	Westminister (Utah)	15-5
Chaminade (Hawaii)	1-0	Marist	1-1	San Jose Christian	1-0	Westmont	0-1
Chapman	1-1	Maryland-Balt. County	0-2	San Jose State	3-3	Whittier	4-2
Colgate	2-0	McNeese State	1-0	Santa Clara	1-2	Wichita State	1-3
Colorado	0-3	Mesa State (Colo.)	2-0	Santa Cruz	0-0	Willamette	1-0
Colorado College	3-1	Metro State (Colo.)	1-0	Santa Fe	24-9	William Jewell	0-1
Colorado Mines	1-1	Midwestern State	2-0	Savannah State	1-0	Winona State (Kan.)	1-0
Colorado State	2-2	Mississippi State	0-1	Seattle Pacific	1-0	Wisconsin-Green Bay	1-0
Concordia (Calif.)	0-1	Mississippi Valley State	2-0	Snow College	3-1	Wisconsin-Milwaukee	1-1
Concordia (Neb.)	1-0	Missouri	0-1	Sonoma State	1-0	Wisconsin-Parkside	1-0
Creighton	0-2	Missouri-Kansas City	2-0	South Carolina State	1-0	Wisconsin-Stevens Point	1-0
Culver-Stockton	0-1	Missouri-Rolla	0-1	South Dakota	1-1	Wyoming	0-2
Delaware State	0-1	<b>Montana</b>	<b>31-57</b>	Southeast Oklahoma St.	0-2	Youngstown State	1-0
Denver	1-2	<b>Montana State</b>	<b>45-41</b>	Southeastern Louisiana	1-0		
Dixie College	12-4	Montana State Northern	1-0				
Doane (Neb.)	3-0	Montana Tech	2-0				
Duquesne	0-1	Montezuma Baptist	5-2				
East Carolina	1-1	Morgan State	1-0				
East Central Oklahoma	0-1	Nebraska-Kearney	0-2				
Eastern Arizona	13-6	Nebraska-Omaha	1-0				
Eastern Illinois	1-0	Nevada	4-28				
Eastern Michigan	1-1	Nevada-Las Vegas	9-16				
Eastern Montana	1-1	New Mexico	40-43				
Eastern New Mexico	21-13	New Mexico Highlands	26-11				
<b>Eastern Washington</b>	<b>34-22</b>	New Mexico Military	8-1				
Elon	1-0	New Mexico Mines	3-6				
Emporia State (Kan.)	1-0	New Mexico State	23-20				

2011-12 opponents in bold



# BIG SKY ALL TIME SERIES RESULTS

## Eastern Washington

NAU Overall: 34-22  
Cheney: 12-15; Flagstaff 20-6; Neutral: 2-1

1969-70	Away\$	W	84-80
1984-85	Home	W	83-68
1985-86	Away	W	83-70
1987-88	Home	W	79-72
1988-89	Home	W	76-62
1989-90	Away	W	79-68
1990-91	Home	W	72-56
1991-92	Home	W	66-71
1992-93	Away	L	59-80
1993-94	Home	W	74-91
1994-95	Home	W	89-81
1995-96	Away	W	64-52
1996-97	Home	W	76-72
1997-98	Away	W	82-58
1998-99	Home	W	79-62
1999-00	Away	W	83-78
2000-01	Neutral	W	87-82
2001-02	Home	W	82-65
2002-03	Home	W	67-52
2003-04	Home	W	80-75
2004-05	Away	W	57-63
2005-06	Home	W	59-71
2006-07	Home	W	61-65
2007-08	Away	W	107-64
2008-09	Away	W	109-101
2009-10	Home	W	91-80
2010-11	Home	W	78-64

## Idaho State

NAU Overall: 40-48  
Pocatello: 11-32; Flagstaff 27-15; Neutral: 2-1

1968-69	Home	W	93-74
1970-71	Away	W	86-95
1971-72	Home	W	80-103
1972-73	Home	W	75-94
1973-74	Home	W	69-65
1974-75	Away	W	56-61
1975-76	Home	W	66-85
1976-77	Away	W	76-101
1977-78	Home	W	72-81
1978-79	Away	W	48-57
1979-80	Home	W	72-35
1980-81	Home	W	76-61
1981-82	Home	W	82-48
1982-83	Home	W	70-83
1983-84	Home	W	70-83
1984-85	Home	W	74-84
1985-86	Home	W	75-84
1986-87	Home	W	74-84
1987-88	Home	W	75-84
1988-89	Home	W	74-84
1989-90	Home	W	75-84
1990-91	Home	W	74-84
1991-92	Home	W	75-84
1992-93	Home	W	74-84
1993-94	Home	W	75-84
1994-95	Home	W	74-84
1995-96	Home	W	75-84
1996-97	Home	W	74-84
1997-98	Home	W	75-84
1998-99	Home	W	74-84
1999-00	Home	W	75-84
2000-01	Home	W	74-84
2001-02	Home	W	75-84
2002-03	Home	W	74-84
2003-04	Home	W	75-84
2004-05	Home	W	74-84
2005-06	Home	W	75-84
2006-07	Home	W	74-84
2007-08	Home	W	75-84
2008-09	Home	W	74-84
2009-10	Home	W	75-84
2010-11	Home	W	74-84

## Montana

NAU Overall: 31-57  
Missoula: 10-32; Flagstaff 19-23; Neutral: 1-3

1965-66	Away	W	79-94
1970-71	Home	L	82-72
1971-72	Away	W	92-109
1972-73	Home	W	80-88
1973-74	Home	W	82-80
1974-75	Away	W	52-84
1975-76	Home	W	75-81
1976-77	Home	W	80-64
1977-78	Away	W	46-59
1978-79	Home	W	52-59
1979-80	Away	W	51-53
1980-81	Away	W	66-66
1981-82	Home	W	65-64
1982-83	Away	W	50-54
1983-84	Home	W	54-59
1984-85	Neutral	W	58-69
1985-86	Home	W	64-69
1986-87	Away	W	76-72
1987-88	Home	W	72-61
1988-89	Home	W	61-73
1989-90	Home	W	72-72
1990-91	Away	W	66-68
1991-92	Away	W	68-89
1992-93	Away	W	69-90
1993-94	Home	W	46-54
1994-95	Home	W	60-74
1995-96	Away	W	62-76
1996-97	Home	W	62-67
1997-98	Home	W	72-69
1998-99	Away	W	66-66
1999-00	Home	W	66-66
2000-01	Away	W	85-53
2001-02	Home	W	72-66
2002-03	Neutral	W	64-82
2003-04	Home	W	94-82
2004-05	Away	W	80-67
2005-06	Home	W	83-83
2006-07	Away	W	81-74
2007-08	Home	W	78-81
2008-09	Away	W	80-76
2009-10	Away	W	81-74
2010-11	Home	W	84-84

## Montana State

NAU Overall: 46-41  
Bozeman: 11-29; Flagstaff 30-12; Neutral: 2-1

1970-71	Home	L	86-95
1971-72	Away	W	98-104
1972-73	Home	W	86-63
1973-74	Home	W	70-78
1974-75	Away	W	52-60
1975-76	Home	W	78-61
1976-77	Home	W	85-81
1977-78	Away	OT	109-90
1978-79	Home	W	75-69
1979-80	Away	W	82-84
1980-81	Home	W	90-62
1981-82	Home	W	72-84
1982-83	Away	W	63-70
1983-84	Home	W	76-82
1984-85	Away	W	56-57
1985-86	Home	W	69-62
1986-87	Home	W	84-67
1987-88	Home	W	80-88
1988-89	Away	W	67-80
1989-90	Home	W	76-73
1990-91	Home	OT	82-80
1991-92	Home	W	61-83
1992-93	Away	W	64-66
1993-94	Home	W	64-62
1994-95	Away	W	86-72
1995-96	Away	W	58-84
1996-97	Home	W	61-76
1997-98	Home	W	85-61
1998-99	Away	OT	102-62
1999-00	Neutral	W	74-73

1999-00	Home	W	82-67
2000-01	Away	W	76-74
2001-02	Home	W	87-84
2002-03	Home	W	85-62
2003-04	Home	W	88-59
2004-05	Away	W	81-66
2005-06	Home	W	63-57
2006-07	Home	W	62-86
2007-08	Home	OT	86-72
2008-09	Home	W	82-73
2009-10	Home	W	86-70
2010-11	Home	W	78-58

## Northern Colorado

NAU Overall: 7-7  
Greeley: 2-6; Flagstaff 5-1; Neutral: 0-0

1983-84	Away	W	81-71
2005-06	Away	W	88-78
2006-07	Home*	W	86-88
2007-08	Home*	W	89-77
2008-09	Away*	W	86-70
2009-10	Home*	L	79-81
2010-11	Home*	L	67-64
	Away*	W	86-72
	Away!	L	65-54
	Away!	L	71-72
	Away!	L	70-73

## Portland State

NAU Overall: 17-19  
Portland: 4-13; Flagstaff 10-6; Neutral: 3-0  
Big Sky Games: 2-NAU Overall: 16-1  
Portland: 4-12; Flagstaff 10-5; Neutral: 2-0

1996-97	Home	W	54-42
1997-98	Away	OT	58-72
1998-99	Home	W	82-53
1999-00	Away	OT	76-72
2000-01	Home	W	73-56
2001-02	Home	W	71-62
2002-03	Home	W	77-75
2003-04	Home	W	64-60
2004-05	Away	W	64-60
2005-06	Home	W	62-74
2006-07	Home	W	78-81
2007-08	Away	W	81-84
2008-09	Home	W	86-71
2009-10	Home	4OT	91-85
2010-11	Home	W	86-78
	Home	W	83-86
	Home	W	86-86
	Home	W	79-52

## Sacramento State

NAU Overall: 27-9  
Sacramento: 12-7; Flagstaff 17-2; Neutral: 0-0

1991-92	Away	W	86-80
1992-93	Home	W	74-68
1993-94	Away	W	76-80
1995-96	Home	W	63-59
1996-97	Away	W	96-72
1997-98	Home	W	83-55
1998-99	Home	W	89-69
1999-00	Away	W	89-52
2000-01	Home	W	73-60
2001-02	Home	W	71-60
2002-03	Home	W	62-65
2003-04	Away	W	88-65
2004-05	Home	W	63-53
2005-06	Home	W	69-53
2006-07	Home	W	81-71
2007-08	Home	W	84-69
2008-09	Home	W	89-59
2009-10	Home	W	68-58
2010-11	Home	W	73-70
	Home	W	63-42

## Weber State

NAU Overall: 26-67  
Ogden: 6-40; Flagstaff 19-25; Neutral: 1-2

1965-66	Home	L	113-115
1966-67	Away	L	88-99
1967-68	Home	L	78-78
1970-71	Home	L	65-68
1971-72	Home	W	71-100
1972-73	Home	W	50-91
1973-74	Home	W	82-74
1974-75	Home	W	74-89
1975-76	Home	W	72-93
	Home	W	56-71
	Home	W	84-66
	Home	W	77-76
	Home	W	76-71
	Home	W	76-71
	Home	W	58-63

1976-77	Away	L	73-97
1977-78	Home	OT	86-92
1978-79	Away	OT	72-73
1979-80	Home	OT	66-78
1980-81	Home	W	62-84
1981-82	Home	W	70-92
1982-83	Home	W	58-73
1983-84	Home	W	58-52
1984-85	Home	W	69-66
1985-86	Home	W	61-73
1986-87	Home	W	58-80
1987-88	Home	W	52-60
1988-89	Home	W	54-66
1989-90	Home	W	75-68
1990-91	Home	W	78-87
1991-92	Home	W	66-64
1992-93	Home	W	66-65
1993-94	Home	W	79-88
1994-95	Home	W	67-69
1995-96	Home	W	50-62
1996-97	Home	W	71-96
1997-98	Home	W	62-58
1998-99	Home	W	71-93
	Home	W	69-119
	Home	W	75-92
	Home	W	70-74
	Home	W	79-103
	Home	W	78-76
	Home	W	67-85
	Home	W	67-69
	Home	W	64-101
	Home	W	80-66
	Home	OT	75-83
	Home	OT	79-70
	Home	OT	88-97
	Home	W	75-82
	Home	W	76-66
	Home	W	79-79
	Home	W	70-68
	Home	W	65-78
	Home	W	61-64
	Home	W	64-79
	Home	W	70-63
	Home	W	86-71
	Home	W	73-94
	Home	W	88-89
	Home	W	73-81
	Home	W	79-86
	Home	W	80-89
	Home	W	74-71
	Home	W	73-70
	Home	W	51-70
	Home	W	62-87
	Home	W	66-76
	Home	W	55-82

\* Big Sky Conference Game  
! Big Sky Tournament Game  
\$ Fresno, Calif.



Kyle Landry

# 2010 11 HIGHLIGHTS

\* NAU posted a 19-13 record on the season and was the No. 4 seed in the Big Sky Tournament after finishing 9-7 in league play. The Lumberjacks advanced to the Big Sky semifinals before losing to eventual champion Northern Colorado 73-70 on their home court.

\* The Lumberjacks made their sixth national post-season appearance in school history and first in the CollegeInsider.com Tournament, losing to eventual champion Santa Clara.

\* NAU's 19 wins are the most since the 2007-08 season (21) and the fifth season under Mike Adras with 18 or more wins during his tenure.

\* The Lumberjacks finished the season with a seven-game home-court winning streak and went 12-1 at home this season, the second-best single-season winning percentage in school history. NAU played its home games in the Rolle Activity Center.

\* The Lumberjacks were the second-best three-point shooting team in the country behind only Ohio State and ranked fourth overall in field goal percentage. NAU led the country in 3-pt shooting for seven consecutive weeks, 15 different ranking periods overall and finished the regular season as the No. 1 team in the country.

\* NAU and Kansas are the only schools to rank among the top 35 in NCAA Division I in field goal percentage in each of the last six seasons. NAU and Ohio State were the only teams in Division I this season to rank among the national top five leaders in both field-goal percentage and 3-pt field goal percentage. NAU also ranked seventh in the nation in assists.

\* Senior guard Cameron Jones earned Lou Henson All-America honors and was selected one of 10 finalists for the Lowe's Senior CLASS Award. He was a unanimous selection to the All-Big Sky first team and earned NABC All-District honors, the first player in school history to accomplish the distinction.

\* Jones played in the Reese's College All-Star game at the Final Four, scoring 14 points to help the West team to the victory. He is the second player in school history to play in the NABC-sponsored event.

\* Jones became the all-time leading scorer in school history in 2010-11, scoring 1,643 points and surpassing Kelly Golob's school record set from 2002-06. He scored 640 points on the season, breaking the school record set by Kyle Landry in 2007-08 of 561 and became the first player in school history to score 500 or more points twice and



Cameron Jones

fourth overall to reach 500 points in a season. He also set single season marks for fields goals (623), field goal attempts (1,296), minutes played (1,045).

\* Sophomore Gabe Rogers was named to the All-Big Sky second team, finishing the season as the fifth-best three-point shooter in the country by percentage. Rogers shot 46.8 percent beyond the arc, the fifth-best percentage in the nation, while hitting 82 three pointer and scoring 13.1 points per game.

\* Senior Shane Johannsen was an All-Big Sky honorable mention selection. Johannsen had the nation's best field goal percentage at 72.7 percent (ESPN.com) for the second time in his career, tying his school and Big Sky Conference single-season field goal percentage mark during sophomore season. He set the school single-season block mark.

\* NAU earned Big Sky Player of the Week honors four times during the season. Gabe Rogers, November 30: Scored a career-high 31 in a win over Pepperdine. Cameron Jones, January 10: Averaged 31.5 points in two games; Feb. 21: Averaged 23 points, six rebounds and 4.5 assists in two wins.. Shane Johannsen, February 7: Averaged 13.3 points and 4.7 rebounds in three wins.

\* NAU won its ESPN Sears BracketBuster game at Cal Poly 59-56. The Lumberjacks appeared in the field for the fifth time in school history and first time since the 2007-08 season.

\* NAU's win over Montana, a team ranked No. 14 in the CollegeInsider.com poll, was just the second victory over a team listed in the top 25 by the website...The last win over a CollegeInsider.com Top 25 team came against Western Kentucky in 2007.

\* NAU has won six road games this season, tying the best total under Mike Adras done five times.

\* Sophomore Stallon Saldivar ranked 31st in Division I in assists per game at 5.4 while leading the Big Sky Conference and was seventh in the nation assist-to-turnover ratio at 2.88. He recorded three of the top 20 single-game assists totals in school history this season.

\* NAU traveled to Canada August 11-15, 2010, to participate in the Battle of the Border tournament hosted by the University of Calgary at the Jack Simpson Gym. The Lumberjacks played five games over five days in the tournament, including a pair against the host Dinos.

## 2010-11 Honors

### **Gaellen Bewernick**

Golden Eagle Scholar-Athlete Award

### **Luis Flores**

Golden Eagle Scholar-Athlete Award  
NABC Honors Court

### **Shane Johannsen**

All-Big Sky Honorable Mention  
Mike Nesbitt Award  
Golden Eagle Scholar-Athlete Award  
Academic All-Big Sky  
Big Sky Conference Co-Player of the Week, Feb. 7  
NABC Honors Court

### **Cameron Jones**

Lou Henson All-America Team  
Lowe's Senior CLASS Award Finalist  
Lowe's Senior CLASS All-America Second Team  
Reese's College All-Star Game  
2011 NABC All-District 6 second-team  
All-Big Sky First Team  
Joe Rolle Most Valuable Player  
Big Sky Conference Player of the Week, Feb. 21  
Big Sky Conference Player of the Week, Jan. 10  
Golden Eagle Scholar-Athlete Award  
NABC Honors Court

### **DeAngelo Jones**

Mike Nesbitt Award

### **Eric Platt**

Golden Eagle Scholar-Athlete Award  
NABC Honors Court

### **Gabe Rogers**

Coaches Award  
All-Big Sky Second Team  
Big Sky Conference Player of the Week, Nov. 30

### **Stallon Saldivar**

Most Improved Player  
Golden Eagle Scholar-Athlete Award

### **Ryan Schaefer**

Golden Eagle Scholar-Athlete Award

# 2010 11 STATISTICS

Player	GP-S	Min-Avg	FG-A	Pct	3FG-A	Pct	FT-A	Pct	O-D	TR-Avg	PF-FO	A	TO	Blk	Stl	Pts	Avg
10 JONES, Cameron	32-32	1077-33.7	249-547	.455	36-90	.400	106-133	.797	31-117	148-4.6	63-0	101	72	3	28	640	20.0
11 ROGERS, Gabe	32-27	945-29.5	145-331	.438	82-174	.471	47-63	.746	8-68	76-2.4	54-0	77	54	1	20	419	13.1
30 PLATT, Eric	31-5	721-23.3	103-217	.475	69-150	.460	37-52	.712	22-60	82-2.6	46-0	40	43	8	28	312	10.1
40 JOHANNSEN, Shane	32-30	782-24.4	117-161	.727	0-0	.000	68-115	.591	57-150	207-6.5	84-3	14	28	76	22	302	9.4
32 SMITH, Austin	32-7	403-12.6	60-98	.612	1-1	1.000	29-46	.630	38-48	86-2.7	94-2	17	35	18	12	150	4.7
21 SALDIVAR, Stallon	32-30	831-26.0	41-110	.373	10-41	.244	26-31	.839	9-91	100-3.1	44-0	173	60	3	23	118	3.7
34 NORMAN, Durrell	32-23	573-17.9	42-75	.560	2-5	.400	29-52	.558	53-67	120-3.8	80-0	22	38	7	12	115	3.6
02 JONES, DeAngelo	28-4	393-14.0	35-85	.412	2-13	.154	24-44	.545	19-26	45-1.6	47-0	19	29	3	22	96	3.4
42 LEPLEY, Josh	31-0	235-7.6	30-59	.508	0-0	.000	13-24	.542	20-39	59-1.9	37-	2	16	13	3	73	2.4
12 OLUBUYI, Julian	32-2	368-11.5	16-41	.390	1-5	.200	10-22	.455	8-21	29-0.9	46-1	68	31	1	27	43	1.3
23 FLORES, Luis	13-0	52-4.0	5-10	.500	2-3	.667	3-6	.500	1-3	4-0.3	4-0	8	1	0	0	15	1.2
01 DUNN, Michael	17-0	58-3.4	6-12	.500	0-3	.000	1-3	.333	4-6	10-0.6	9-0	3	5	0	4	13	0.8
22 UMODU, Ify	5-0	11-2.2	1-1	1.000	0-0	.000	1-2	.500	0-3	3-0.6	1-0	2	1	0	1	3	0.6

Total	32	850-1747	.487	205-485	.423	394-593	.664	313-764	1077-33.7	609-6	546	417	133	202	2299	71.8
Opponents	32	716-1749	.409	193-591	.327	453-639	.709	364-694	1058-33.1	564-0	364	426	106	181	2078	64.9

# 2010 11 GAME SUMMARIES

**19-13 Overall, 9-7 Big Sky (4th), 12-1 Home, 6-12 Away, 1-0 Neutral**

Date	Opponent	Result	Record	Big Sky	Attend	Top Points	Top Rebounds
11/12/10	at Iowa State	L, 64-78			12,886	(15)JONES, Cameron	(7)NORMAN, Durrell
11/14/10	at Creighton	L, 70-74			15,147	(18)ROGERS, Gabe	(6)JONES, Cameron
11/16/10	vs ALBAMA STATE	W, 74-46			838	(16)PLATT, Eric	(6)NORMAN, Durrell
11/19/10	SOUTHWESTERN	W, 97-47			857	(28)PLATT, Eric	(8)NORMAN, Durrell
11/22/10	at Kennesaw State	W, 74-66			1,377	(20)JONES, Cameron	(17)JOHANNSEN, Shane
11/28/10	at Pepperdine	W, 88-74			510	(31)ROGERS, Gabe	(8)LEPLEY, Josh
11.30.10	at CSU Bakersfield	W, 81-77			1,187	(26)ROGERS, Gabe	(7)JOHANNSEN, Shane
12/4/10	BETHANY (CALIF.)	W, 91-50			628	(20)JONES, Cameron	(8)SMITH, Austin
12/8/10	TEXAS-PAN AMERICAN	W, 68-55			417	(27)JONES, Cameron	(10)JOHANNSEN, Shane
12/11/10	at USC	L, 52-60			3,794	(20)ROGERS, Gabe	(7)SMITH, Austin
12/16/10	at Arizona	L, 58-63			13,557	(27)JONES, Cameron	(7)JOHANNSEN, Shane
12/22/10	AIR FORCE	W, 81-77			447	(19)JONES, Cameron	(10)JOHANNSEN, Shane
12/29/10	at Montana*	L, 80-83			4,061	(30)JONES, Cameron	(7)NORMAN, Durrell
12/31/10	at Montana State*	L, 78-86			3,305	(15)JOHANNSEN, Shane	(7)JOHANNSEN, Shane
1/6/11	IDAHO STATE*	W, 82-80 OT			607	(37)JONES, Cameron	(16)JOHANNSEN, Shane
1/8/2011	WEBER STATE*	L, 67-68			703	(26)JONES, Cameron	(7)JOHANNSEN, Shane
1/15/11	SACRAMENTO STATE*	W, 79-58			679	(19)JONES, Cameron	(6)SMITH, Austin
1/20/11	at Eastern Washington*	L, 59-72			1,024	(24)JONES, Cameron	(6)JOHANNSEN, Shane
01/22/11	at Portland State*	W, 71-59			1,082	(25)JONES, Cameron	(9)JOHANNSEN, Shane
1/31/11	NORTHERN COLO.*	W, 65-54			722	(15)JONES, Cameron	(7)JONES, Cameron
2/3/11	MONTANA STATE*	W, 61-41			704	(16)JOHANNSEN, Shane	(7)SALDIVAR, Stallon
2/5/11	MONTANA*	W, 70-53			1064	(17)JONES, Cameron	(8)NORMAN, Durrell
02/10/11	at Weber State*	L, 55-82			5,310	(21)ROGERS, Gabe	(6)NORMAN, Durrell
2/12/11	at Idaho State*	L, 88-90 OT			2,128	(28)JONES, Cameron	(6)SALDIVAR, Stallon
2/16/11	EASTERN WASHINGTON*	W, 83-74			983	(29)ROGERS, Gabe	(3)JOHANNSEN, Shane
2/19/11	at Cal Poly	W, 59-56			2,474	(19)JONES, Cameron	(3)JONES, Cameron
2/24/11	at Sacramento State*	W, 63-42			1,005	(23)JONES, Cameron	(7)JONES, Cameron
02/26/11	at Northern Colorado	L, 71-72			2,755	(27)ROGERS, Gabe	(6)JOHANNSEN, Shane
3/2/11	PORTLAND STATE*	W, 79-52			812	(21)PLATT, Eric	(9)JOHANNSEN, Shane
3/5/11	MONTANA STATES	W, 65-62			1,002	(27)JONES, Cameron	(7)SALDIVAR, Stallon
03/08/11	at Northern Colorado\$	L, 70-73			3,003	(22)ROGERS, Gabe	(10)JOHANNSEN, Shane
03/15/11	at Santa Clara&	L, 63-68			1,309	(18)JONES, Cameron	(5)PLATT, Eric
						(7)JOHANNSEN, Shane	

\* Big Sky Conference games \$ - Big Sky Tournament (Greeley, Colo.) & Collegeinsider.com Tournament (Santa Clara, Calif.)

ATTENDANCE SUMMARY	GAMES	TOTALS	AVG/GAME	SCORE BY PERIODS	1st	2nd	OT	OT2	OT3	OT4	TOTAL
HOME	13	9625	740	NORTHERN ARIZONA	1029	1246	24	0	0	0	2299
AWAY	18	75914	4217	OPPONENT	970	1084	24	0	0	0	2078
NEUTRAL	1	838	838								
TOTAL	32	86377	2699								

## Game 1 Iowa State 78, Northern Arizona 64 Nov. 12, 2010 Ames, Iowa

The Northern Arizona men's basketball team was unable to overcome a sluggish start, dropping its first contest of the season to Iowa State (1-0), 78-64, from the Hilton Coliseum.

The Lumberjacks had no answer for Iowa State's Jamie Vanderbeken and Diante Garrett. The duo combined for all of the Cyclones' points in the first half as both players nailed eight three pointers, and shot 83 percent from behind the arc. Vanderbeken closed out the game with a career-high six treys and 23 points.

After being held scoreless on nine shot attempts in the first half, senior Cameron Jones led the Lumberjacks in scoring with 15 second-half points. Fellow senior Shane Johannsen chipped in 14 points, six rebounds, two blocks and was a perfect 6-for-6 from the field.

Official Basketball Box Score -- Game Totals -- Final Statistics  
Northern Arizona vs Iowa State  
11-12-10 7 p.m. at Ames, Iowa - Hilton Coliseum

Northern Arizona 64 - 0-1		Iowa State 78 - 1-0	
Player	Total	3-PT	Rebounds
	FG-FGA	FT-FTA	Off Def Tot
10 JONES, Cameron	1-2 0-2	1-1	1 4 5
11 RODRIGS, Gabe	2-8 1-2	1-2	1 1 2
21 SALDIVAR, Stallon	0-3 0-2	1-2	0 4 4
15 SMITH, Austin	1-1 0-0	0-0	1 0 1
24 NORMAN, Durrell	2-2 0-0	0-0	5 7 2
10 DUNN, Michael	0-0 0-0	0-0	0 0 0
12 JONES, DeAngelo	2-5 0-1	0-0	1 0 1
11 CLUBBU, Julian	0-3 0-1	0-0	1 1 2
22 FLORES, Luis	1 1 1 0	0 0 0	0 0 0
10 PLATT, Eric	4-10 1-4	3-4	3 1 4
10 JOHANNSEN, N. Shane	6-8 0-0	2-2	1 5 6
42 LEFELY, Josh	1-3 0-0	1-2	3 0 3
Team	1-3 0-0	2 1 3	
Totals	20-63	9-13	12 25 37

Iowa State 78 - 1-0		Northern Arizona 64 - 0-1	
Player	Total	3-PT	Rebounds
	FG-FGA	FT-FTA	Off Def Tot
11 Ejin, Malhin	4-7 0-1	2-2	1 3 4
10 Anderson, Jake	7-9 1-1	0-0	2 6 8
15 Garrett, Diante	8-15 3-8	0-0	3 3 6
11 Christopherson, Scott	1-10 1-4	2-2	0 4 4
22 Vanderbeken, Jamie	8-10 6-11	1-2	2 6 8
10 Halley, Jordan	0-2 0-0	1-2	0 1 1
11 Pate, Brian	0-1 0-0	0-0	0 2 2
15 McKnight, Eric	0-0 0-0	0-0	0 0 0
12 Godfrey, Calvin	1-2 0-0	3-4	2 2 4
Team	1-2 0-0	2 2 4	
Totals	29-62	11-23	9 12 21

Technical fouls: Northern Arizona None. Iowa State None.  
 Awards: 19889  
 19890  
 19891  
 19892  
 19893  
 19894  
 19895  
 19896  
 19897  
 19898  
 19899  
 19900  
 19901  
 19902  
 19903  
 19904  
 19905  
 19906  
 19907  
 19908  
 19909  
 19910  
 19911  
 19912  
 19913  
 19914  
 19915  
 19916  
 19917  
 19918  
 19919  
 19920  
 19921  
 19922  
 19923  
 19924  
 19925  
 19926  
 19927  
 19928  
 19929  
 19930  
 19931  
 19932  
 19933  
 19934  
 19935  
 19936  
 19937  
 19938  
 19939  
 19940  
 19941  
 19942  
 19943  
 19944  
 19945  
 19946  
 19947  
 19948  
 19949  
 19950  
 19951  
 19952  
 19953  
 19954  
 19955  
 19956  
 19957  
 19958  
 19959  
 19960  
 19961  
 19962  
 19963  
 19964  
 19965  
 19966  
 19967  
 19968  
 19969  
 19970  
 19971  
 19972  
 19973  
 19974  
 19975  
 19976  
 19977  
 19978  
 19979  
 19980  
 19981  
 19982  
 19983  
 19984  
 19985  
 19986  
 19987  
 19988  
 19989  
 19990  
 19991  
 19992  
 19993  
 19994  
 19995  
 19996  
 19997  
 19998  
 19999  
 20000

## Game 2 Creighton 74, Northern Arizona 70 Nov. 14, 2010 Omaha, Neb.

Preseason MVC Player of the Year Kenny Lawson Jr. dunked the ball with 18 seconds left and hit a pair of free throws to give No. 18 Creighton a 74-70 victory over Northern Arizona at the Quest Center Omaha.

NAU (0-2) had a chance to tie or go ahead trailing by two but senior Eric Platt's three-pointer missed. Lawson rebounded the ball and was fouled, hitting both free throw attempts to seal the victory. It was the 33rd consecutive regular-season November home win for the Bluejays.

The Lumberjacks hit seven consecutive three-pointers in the second half to get back in the game after trailing by nine points at halftime and as many as 15 points early in the second half.

Official Basketball Box Score -- Game Totals -- Final Statistics  
Northern Arizona vs Creighton  
11-14-10 1:07 pm at Omaha, Neb. (Quest Center Omaha)

Northern Arizona 70 - 0-2		Creighton 74 - 2-0	
Player	Total	3-PT	Rebounds
	FG-FGA	FT-FTA	Off Def Tot
10 Smith, Austin	1-3 0-0	0-0	1 2 3
10 Johannsen, Shane	1-3 0-0	2-2	0 2 2
15 Jones, Cameron	6-16 0-2	0-0	3 3 6
21 Saldivar, Stallon	2-4 0-0	0-0	4 4 8
15 Platt, Eric	4-8 3-7	2-2	0 1 1
12 Jones, Deangelo	2-4 1-2	0-0	1 1 2
11 Rogers, Gabe	6-14 5-10	1-3	0 1 1
11 Clubb, Julian	1-3 0-1	0-0	1 0 1
24 Norman, Durrell	1-1 0-0	4-4	2 2 4
42 Lepley, Josh	1-2 0-0	1-2	2 3 3
Team	1-3 0-0	2 1 3	
Totals	25-56	10-24	10-13

Creighton 74 - 2-0		Northern Arizona 70 - 0-2	
Player	Total	3-PT	Rebounds
	FG-FGA	FT-FTA	Off Def Tot
21 McDermott, Doug	2-9 0-3	6-6	0 2 2
15 Lawson Jr, Kenny	4-2-0 1-1	6-6	0 6 6
10 Jones, Josh	1-9 0-3	3-4	1 3 4
10 Korver, Caleb	4-11 3-8	1-1	0 2 2
10 Young, Antoine	2-7 1-3	6-8	1 3 4
12 Murphy, Jeremiah	1-4 0-2	0-0	1 2 3
22 Rummel, Wayne	5-7 0-0	7-8	6 4 10
24 Daniels, Darryl	3-3 1-1	0-0	2 0 2
20 Herriman, Casey	0-1 0-1	0-0	0 0 0
Team	0-0 0-0	1 1 2	
Totals	20-55	22-29	12 25 37

Technical fouls: Northern Arizona None. Creighton None.  
 Awards: 19921  
 19922  
 19923  
 19924  
 19925  
 19926  
 19927  
 19928  
 19929  
 19930  
 19931  
 19932  
 19933  
 19934  
 19935  
 19936  
 19937  
 19938  
 19939  
 19940  
 19941  
 19942  
 19943  
 19944  
 19945  
 19946  
 19947  
 19948  
 19949  
 19950  
 19951  
 19952  
 19953  
 19954  
 19955  
 19956  
 19957  
 19958  
 19959  
 19960  
 19961  
 19962  
 19963  
 19964  
 19965  
 19966  
 19967  
 19968  
 19969  
 19970  
 19971  
 19972  
 19973  
 19974  
 19975  
 19976  
 19977  
 19978  
 19979  
 19980  
 19981  
 19982  
 19983  
 19984  
 19985  
 19986  
 19987  
 19988  
 19989  
 19990  
 19991  
 19992  
 19993  
 19994  
 19995  
 19996  
 19997  
 19998  
 19999  
 20000

## Game 3 Northern Arizona 74, Alabama St. 46 Nov. 16, 2010 Prescott, Ariz.

Senior Eric Platt scored 16 points for the Northern Arizona men's basketball team in a 74-46 win over Alabama State at the Tim's Toyota Center in Prescott. The Lumberjacks won their first game of the 2010-11 season at the neutral site event.

Platt went 5-for-9 from the field with four three-pointers, four rebounds and two assists. Sophomore Stallon Saldivar improved his single-game career-best for assists for the second consecutive game with 11. Senior Cameron Jones chipped in 13 points and Gabe Rogers added 12 for the Lumberjacks.

NAU never trailed in the contest, building a double digit lead in the first half behind a strong shooting half while holding the Hornets to just 28 percent from the field. The Lumberjacks led by as many as 31 in the contest.

Official Basketball Box Score -- Game Totals -- Final Statistics  
ALST vs Northern Arizona  
11/16/10 7:05 p.m. at Tim's Toyota Center (Prescott)

ALST 46 - 0-3		Northern Arizona 74 - 1-2	
Player	Total	3-PT	Rebounds
	FG-FGA	FT-FTA	Off Def Tot
11 WHITE, Wyatt	1-7 0-0	0-0	0 3 3
15 SANDRICK, Robert	1-3 0-0	2-2	0 2 2
11 SPENCER, A.J.	1-2 0-1	1-2	1 2 3
24 JOHNSON, Jordan	0-5 0-2	0-0	2 2 4
10 DAVIS, Patrick	4-7 0-0	4-6	2 1 3
12 NOEL, Kaylin	4-11 3-3	2-2	2 13 15
10 ADAMI, Sharal	1-4 0-0	1-3	1 3 4
14 MITCHELL, Jeffery	0-2 0-0	0-0	1 1 2
11 BROWN, Stephen	2-6 0-0	2 4 6	3 4 7
12 HARVEY, Dewayne	0-1 0-0	0-0	0 0 0
10 JEFFERSON, Jordan	1-1 0-0	0-0	0 1 1
14 SETHIAN, Jordan	1-1 0-0	0-0	0 2 2
Team	0-0 0-0	4 4 8	
Totals	15-50	4-16	12-22

Northern Arizona 74 - 1-2		Alabama St. 46 - 0-3	
Player	Total	3-PT	Rebounds
	FG-FGA	FT-FTA	Off Def Tot
10 JOHANNSEN, Shane	1 3-3 0-0	1-2	0 2 2
10 JONES, Cameron	6 11-10 1-2	2 3 5	2 13 15
21 SALDIVAR, Stallon	1 3-0 1-1	0 3 3	1 1 2
10 PLATT, Eric	5 9 4-8 2-2	0 4 4	1 16 17
10 NORMAN, Durrell	0 4-1 0-0	3 3 6	0 2 2
10 DUNN, Michael	1-1 0-0	0 1 1	0 2 2
12 JONES, DeAngelo	1-2 0-0	0 1 1	2 0 2
11 RODRIGS, Gabe	4 7 4-5 0-0	0 3 3	0 12 12
12 CLUBBU, Julian	0-2 0-0	0 0 0	1 0 1
11 FIFERS, Jirik	0-0 0-0	0 1 1	2 0 2
12 SMITH, Austin	1 1-1 0-0	1 2 3	0 1 1
42 LEFELY, Josh	2-5 0-0	1-1 2 2 4	0 1 1 1 18
Team	0-0 0-0	2 3 5	
Totals	23-60	9-16	19-24

Technical fouls: Alabama St. None. Northern Arizona None.  
 Awards: 19961  
 19962  
 19963  
 19964  
 19965  
 19966  
 19967  
 19968  
 19969  
 19970  
 19971  
 19972  
 19973  
 19974  
 19975  
 19976  
 19977  
 19978  
 19979  
 19980  
 19981  
 19982  
 19983  
 19984  
 19985  
 19986  
 19987  
 19988  
 19989  
 19990  
 19991  
 19992  
 19993  
 19994  
 19995  
 19996  
 19997  
 19998  
 19999  
 20000

## Game 4 Northern Arizona 97, Southwestern 47 Nov. 19, 2010 Flagstaff, Ariz.

Senior Eric Platt scored a career-high 28 points to lead Northern Arizona to a 97-47 victory over Southwestern College in their home opener at the Rolle Activity Center.

Platt scored 26 points against the Eagles in the home opener in 2009-10. The Casper, Wyo., native went 10-for-17 from the field while hitting 8-of-12 attempts beyond the three-point arc. He added five rebounds and an assist in 29 minutes of action. Senior Cameron Jones added 18 points, while sophomore Austin Smith contributed 11 points.

Southwestern jumped out to the early 8-2 lead when Daniel Stanton hit a pair of three-pointers to start the game. The Lumberjacks outscored The Eagles 39-19 the rest of the half. Senior Shane Johannsen scored 11 of his 11 points in the first 20 minutes to pace the team.

Official Basketball Box Score -- Game Totals -- Final Statistics  
Southwestern vs Northern Arizona  
11/19/10 7:35 p.m. at Rolle Activity Center

Southwestern 47 - 0-3		Northern Arizona 97 - 2-2	
Player	Total	3-PT	Rebounds
	FG-FGA	FT-FTA	Off Def Tot
13 HULSE, Gary	0-1 0-0	2-2	2 0 0
12 FRIEND, Houston	2-7 2-7	4-4	1 1 2
11 KOCH, A.J.	2-5 0-2	1-2	1 1 2
20 KREUTER, Jocy	0-1 0-0	0-0	0 3 3
22 STACK, Taylor	0-1 0-0	0-0	1 1 0
24 TOOLE, Joshua	2-8 0-0	0-0	2 2 4
30 SUNCICA, Albert	0-0 0-0	0 5 5	2 1 2
12 AUSTINE, Jordan	2-3 0-0	0-0	5 1 6
40 STANTON, Daniel	6-12 3-10	1-1	1 3 4
40 CHRISTOPHER, Christal	0-0 0-0	0 0 0	2 1 3
11 LIME, Matt	0-1 0-0	0 0 0	0 0 0
10 HIRN, Ryan	1-3 0-0	1-3	3 2 5
10 HAVAN, Hubert	0-0 0-0	0 0 0	0 0 0
Team	0-0 0-0	2 2 4	
Totals	15-45	6-19	11-14

Northern Arizona 97 - 2-2		Southwestern 47 - 0-3	
Player	Total	3-PT	Rebounds
	FG-FGA	FT-FTA	Off Def Tot
10 NORMAN, Durrell	1 1-3 0-0	0 3 3	0 2 2
10 JOHANNSEN, N. Shane	11 18 8-12 3-4	1 4 4	11 11 22
10 JONES, N. Cameron	7 17 11 3-5	1 2 3	1 8 9
21 SALDIVAR, Stallon	0 3-5 1-2	0 0 0	1 7 8
10 PLATT, Eric	28 47 10-17 4-11	3 2 5	2 21 23
10 DUNN, Michael	0-2 0-0	2 1 3	0 0 0
12 JONES, DeAngelo	2-3 0-0	1 2 3	0 1 1
11 RODRIGS, Gabe	10 12 6-12 2-2	0 1 1	4 10 14
12 CLUBBU, Julian	0-0 0-0	0 1 1	0 5 5
11 FIFERS, Jirik	0-0 0-0	0 0 0	0 0 0
12 SMITH, Austin	3-5 0-0	5-6	1 3 4
42 LEFELY, Josh	2-3 0-0	2-2	2 3 5
Team	0-0 0-0	2 2 4	
Totals	32-62	10-18	23-27

Technical fouls: Southwestern None. Northern Arizona None.  
 Awards: 19961  
 19962  
 19963  
 19964  
 19965  
 19966  
 19967  
 19968  
 19969  
 19970  
 19971  
 19972  
 19973  
 19974  
 19975  
 19976  
 19977  
 19978  
 19979  
 19980  
 19981  
 19982  
 19983  
 19984  
 19985  
 19986  
 19987  
 19988  
 19989  
 19990  
 19991  
 19992  
 19993  
 19994  
 19995  
 19996  
 19997  
 19998  
 19999  
 20000

## Game 5 Northern Arizona 74, Kennesaw State 66 Nov. 22, 2010 Kennesaw, Ga.

Shane Johannsen scored 14 points and grabbed a career-high 17 rebounds to help Northern Arizona post a 74-66 road victory over Kennesaw State in the final game of the Global Sports Hy-Vee Challenge.

NAU jumped out to a 9-0 lead in the game with Johannsen grabbing four of his nine first-half rebounds and added a block in the run. The Lumberjacks never trailed in the contest and led by as many as 13 points in the first half. Kennesaw State stayed in the game with a big half at the line, making 15 of 17 attempts while NAU made just 2 of 6.

The Owls pulled within three points twice in the second half but the Lumberjacks failed to surrender the lead with Cameron Jones hitting buckets each time to halt the threats. NAU shot 49 percent from the field for the game and made 9 of 14 in the second half at the charity stripe to seal the game.

Official Basketball Box Score -- Game Totals -- Final Statistics  
Northern Arizona vs Kennesaw State  
11/22/10 7:35 p.m. at Kennesaw, Ga. (KSU Convocation Center)

Northern Arizona 74 - 3-2		Kennesaw State 66 - 2-3	
Player	Total	3-PT	Rebounds
	FG-FGA	FT-FTA	Off Def Tot
10			



### Game 13 Montana 83, Northern Arizona 80 Dec. 29, 2010 Missoula, Mont.

Montana used a strong second half and held off a late rally by the Lumberjacks to win the Big Sky Conference opener over Northern Arizona at Dahlberg Arena 83-80, taking the early momentum in the league race.

Montana (9-4, 1-0) started the second half with 6-0 run out of the locker room, eventually building a 16-point lead in the second half. Senior guard Will Cherry scored a team-high 27 points, including 21 points in the second half.

NAU fought back to cut the lead to single digits several times over the final 10 minutes before a late push in the final minutes. The Lumberjacks cut the lead to five points at 76-71 with a jumper with 1:10 left. After two free throws by Art Stewart, Gabe Rogers hit a jumper and the Lumberjacks fouled again with the Griz hitting one of two at the charity stripe.

Official Basketball Box Score - Game Totals - Final Statistics  
Northern Arizona vs Montana  
12/29/10 1:05 p.m. at Missoula, Mont. - Dahlberg Arena

Northern Arizona 80 • 85, 6-1		Total	3-Pr	Rebounds	FT		A TO Blk Stl		Min			
Player	(G)	(G)	(G)	(G)	(G)	(G)	(G)	(G)	(G)			
31 NORMAN, Durrill	1	13	0	12	3	4	7	1	30			
10 JOHNSON, Shano	g	3	4	0	0	1	5	6	10			
10 JONES, Cameron	g	11	2	2	6	1	4	3	32			
11 ROGFERS, Gabe	g	7	10	1	0	2	3	16	33			
21 SALDIVAR, Stallon	g	0	4	0	0	2	2	0	28			
12 JONES, DeAngelo	g	1	0	0	0	0	1	2	10			
12 OLUBUYI, Julian	g	0	0	0	0	0	0	0	0			
30 PLATT, Eric	g	0	0	0	0	0	0	0	0			
32 SMITH, Austin	g	0	0	0	0	0	0	0	0			
42 LEPLEY, Josh	g	2	0	0	0	0	0	0	10			
Team												
Totals		31-65	6-17	10-13	6	22	26	80	16	17	3	200

Montana 83 • 9, 4-1-0		Total	3-Pr	Rebounds	FT		A TO Blk Stl		Min	
Player	(G)	(G)	(G)	(G)	(G)	(G)	(G)	(G)	(G)	
34 SFY Vico, Derek	g	6	10	2	3	2	1	1	16	
34 JAMAR, Karok	g	4	6	2	1	2	1	1	35	
41 OVALLE, Brian	g	0	0	0	0	0	0	0	0	
10 CHERRY, Will	g	3	14	3	0	4	2	7	40	
17 WOOD, Jordan	g	0	1	0	0	0	0	0	17	
11 STEWARD, Art	g	3	8	2	4	6	2	1	31	
22 SHOCKION, Shawn	g	1	1	0	0	0	0	0	16	
41 WARD, Mathias	g	0	0	0	0	0	0	0	0	
Team										
Totals		28-55	7-13	20-32	15	83	16	9	3	200

Officials: Jon Shigdon, Chuck Hyzard, Don Wessott  
Technical fouls: Northern Arizona-JOHNSON, SHANO, MONTANA-NONE.  
Attendance: 1031

Score by periods	1st	2nd	Total
Montana	35	45	80
Northern Arizona	30	46	76

### Game 14 Montana State 86, Northern Arizona 78 Dec. 31, 2010 Bozeman, Mont.

Montana State built a first-half lead to cruise to an 86-78 victory over Northern Arizona, giving the Lumberjacks a 0-2 record on the Montana road trip and to the start of Big Sky Conference play. NAU is 6-6 overall, while Montana State improved to 8-6, 2-0 in Big Sky play.

The Lumberjacks trimmed a 21-point deficit in the second half with a late push for the second consecutive game, cutting the advantage to 10 points with 1:43 left in the game. But NAU did not get the lead into single digits until the final seconds. NAU cleared its bench in the second half, getting a burst of energy in the comeback effort.

Montana State shot 53 percent from the field and made 11 three-pointers. The Bobcats also scored 19 points at the free throw line despite shooting just 54 percent from the line. MSU out-shot the Lumberjacks 34-15 at the free throw line.

Official Basketball Box Score - Game Totals - Final Statistics  
Northern Arizona vs Montana State  
12/31/10 4:05 pm at Worthington Arena - Bozeman, Montana

Northern Arizona 78 • 8-6, 0-2 Big Sky		Total	3-Pr	Rebounds	FT		A TO Blk Stl		Min			
Player	(G)	(G)	(G)	(G)	(G)	(G)	(G)	(G)	(G)			
10 JONES, Cameron	g	4	8	0	0	1	5	6	2			
31 NORMAN, Durrill	g	1	4	0	0	2	0	4	1			
40 JOHANNSEN, Shane	g	1	0	0	0	0	0	0	0			
11 ROGFERS, Gabe	g	4	6	3	1	3	1	12	1			
21 SALDIVAR, Stallon	g	1	2	1	2	1	2	3	5			
31 RIFKIN, Daniel	g	0	0	0	0	0	0	0	0			
12 JONES, DeAngelo	g	0	1	1	2	1	1	2	0			
19 O'LEARY, Julian	g	3	1	1	0	0	0	0	14			
12 OLUBUYI, Julian	g	0	0	0	0	0	0	0	0			
30 PLATT, Eric	g	2	4	0	0	0	0	0	0			
32 SMITH, Austin	g	1	0	0	0	0	0	0	0			
42 LEPLEY, Josh	g	0	0	0	0	0	0	0	0			
Team												
Totals		32-50	6-13	8-15	11	23	37	40	10	13	2	200

Montana State 86 • 8-2, 0-2 Big Sky		Total	3-Pr	Rebounds	FT		A TO Blk Stl		Min			
Player	(G)	(G)	(G)	(G)	(G)	(G)	(G)	(G)	(G)			
15 TOWARD, Bobby	g	1	8	1	3	2	0	5	8			
11 RIFKIN, Daniel	g	1	6	1	5	3	4	6	3			
34 ANFINSSON, Cody	g	1	5	0	1	2	1	3	4			
11 SINGLETON, Rod	g	5	5	2	1	4	0	1	13			
11 RIFKIN, Daniel	g	0	1	1	1	2	2	2	1			
11 McCAIG, Chris	g	0	0	0	0	0	0	0	0			
30 TRUJILLO, Casey	g	2	4	0	0	0	0	1	4			
20 RED, Shawn	g	4	6	3	0	0	2	2	11			
21 ALLOU, Jordan	g	0	1	0	0	0	0	0	0			
14 JOHNSON, Tre	g	0	1	0	0	0	0	0	0			
10 DUDNICH, Jeff	g	1	1	1	2	2	2	2	0			
Team												
Totals		28-53	11-24	10-34	19	0	28	15	0	6	7	200

Officials: Tim Clark, Ryan Johnson, David Nansen  
Technical fouls: Northern Arizona-THEAN, MONTANA STATE-NONE.  
Attendance: 3508

Score by periods	1st	2nd	Total
Montana State	22	33	55
Northern Arizona	41	27	68

Score by periods	1st	2nd	Total
Montana State	22	33	55
Northern Arizona	30	43	73

### Game 15 Northern Arizona 82, Idaho State 80 OT Jan. 6, 2011 Flagstaff, Ariz.

Senior Cameron Jones scored six points in overtime and 31 overall after halftime to propel Northern Arizona to a 82-80 victory over Idaho State at the Rolle Activity Center.

Jones finished with a career-high 37 points on a 12-of-23 performance from the field, including three three-pointers, eight rebounds and a 10-for-14 night at the charity stripe. Jones' biggest bucket came at the end of regulation, nailing a three-pointer to send the game to overtime.

Shane Johannsen fouled out in regulation after posting his third double-double of the season, scoring 11 points with a game-high 16 rebounds. Stallon Saldivar had a career-high 13 assists in the game. Rogers finished with 20 points with the help of five three-pointers.

Official Basketball Box Score - Game Totals - Final Statistics  
Idaho State vs Northern Arizona  
1/6/11 6:35 p.m. at Rolle Activity Center

Idaho State 80 • 5-10, 1-2 BSC		Total	3-Pr	Rebounds	FT		A TO Blk Stl		Min			
Player	(G)	(G)	(G)	(G)	(G)	(G)	(G)	(G)	(G)			
33 DUSMA, Dovidas	g	5	6	0	2	1	8	9	5			
02 GILCHRIST, Dostodnik	g	10	23	2	0	1	3	4	22			
02 LAYTON, Phyllis	g	0	7	2	2	3	0	2	5			
33 CRARAU, Chase	g	5	7	0	0	1	3	4	3			
21 LACCY, Mike	g	3	3	1	2	1	6	7	3			
34 GRAYKOVICK, Kamal	g	0	0	0	0	0	0	0	0			
11 McGOWEN, Kenney	g	1	0	0	0	0	1	2	0			
31 MORFRA, Abner	g	1	4	0	0	0	2	0	2			
22 HATCHETT, Andrew	g	0	2	0	0	0	0	0	0			
32 BRUNSWICK, Justin	g	0	0	0	0	0	0	0	0			
Team												
Totals		30-67	6-15	14-21	8	27	35	26	8	11	17	225

Northern Arizona 82 • 9-6, 1-2 BSC		Total	3-Pr	Rebounds	FT		A TO Blk Stl		Min			
Player	(G)	(G)	(G)	(G)	(G)	(G)	(G)	(G)	(G)			
32 SMITH, Austin	g	2	3	0	0	3	1	2	3			
10 JOHANNSEN, Shano	g	4	9	0	3	7	9	5	11			
10 JONES, Cameron	g	12	23	3	3	10	4	8	22			
11 SAIDIVAR, Stallon	g	0	1	0	0	2	2	0	13			
02 JONES, DeAngelo	g	1	2	0	0	0	0	0	0			
12 OLUBUYI, Julian	g	1	1	0	0	0	1	1	0			
30 PLATT, Eric	g	0	0	0	0	0	0	0	0			
31 NORMAN, Durrill	g	0	1	0	0	1	0	4	2			
42 LEPLEY, Josh	g	0	0	0	0	0	0	0	0			
Team												
Totals		27-62	8-13	20-33	18	23	41	16	24	11	4	225

Officials: Scott Teasdale, Mark Hughes, Jeffrey Kent  
Technical fouls: Idaho State-NONE; Northern Arizona-NORMAN, DURRILL.  
Attendance: 607

Score by periods	1st	2nd	Total
Idaho State	25	23	48
Northern Arizona	25	42	67

Score by periods	1st	2nd	Total
Idaho State	25	23	48
Northern Arizona	25	42	67

### Game 16 Weber State 68, Northern Arizona 67 Jan. 8, 2011 Flagstaff, Ariz.

Weber State's Lindsey Hughey hit a three-pointer with nine seconds left to help Weber State post a 68-67 victory at the Rolle Activity Center.

The Wildcats led by as many as 16 points in the second half but had to hold off a Lumberjack comeback that erased the lead. NAU eventually took a one-point lead with 1:58 left in the game on a Shane Johannsen layup.

Hughey took back the lead with a layup with 1:12 left. After a timeout by NAU, sophomore Gabe Rogers missed a three-pointer from the right corner that was grabbed by Kyle Bullinger with 46 seconds left. The Wildcats ran the shot clock down to the final second before Hughey threw up a three in front of the Wildcat bench to extend the lead to four points.

Cameron Jones hit a three-pointer with two seconds left to cut the deficit to one point.

Official Basketball Box Score - Game Totals - Final Statistics  
Weber State vs Northern Arizona  
1/8/2011 6:35 p.m. at Rolle Activity Center (Flagstaff, Ariz.)

Weber State 68 • 7-7, 1-2 BSC		Total	3-Pr	Rebounds	FT		A TO Blk Stl		Min			
Player	(G)	(G)	(G)	(G)	(G)	(G)	(G)	(G)	(G)			
03 DULLINGER, Kyle	g	6	11	5	8	1	2	3	18			
30 MCKINNEY, Darrin	g	1	3	0	0	0	3	2	5			
22 MOHNS, Trevor	g	6	7	0	1	2	3	4	13			
04 RAMFORTH, Scott	g	5	7	0	4	0	2	1	14			
15 HUGHEY, Lindsey	g	5	12	2	5	0	2	2	12			
02 HORN, Benji	g	1	1	0	0	0	1	0	0			
05 NICH, Ianuson, Jordan	g	0	3	0	0	0	1	4	2			
11 TILTON, Ryan	g	0	4	0	0	0	1	4	0			
11 TRESNACK, Kyle	g	3	6	0	0	0	1	2	6			
Team												
Totals		27-64	8-17	6-9	6	18	24	28	17	10	14	200

Northern Arizona 67 • 9-7, 1-3 BSC		Total	3-Pr	Rebounds	FT		A TO Blk Stl		Min
Player	(G)	(G)	(G)	(G)	(G)	(G)	(G)	(G)	(G)
32 SMITH, Austin	g	1	1	0	1	2	3	4	3
10 JOHANNSEN, Shano	g	1	3	0	0	0	0	0	0
10 JONES, Cameron	g	10	19	2	4	1	2	3	26
11 ROGFERS, Gabe	g	2	7	2	2	1	2	1	0
21 SALDIVAR, Stallon	g	1	2	1	2	0	0	0	0
12 JONES, DeAngelo	g	2	3	0	0	0	1	1	4
12 OLUBUYI, Julian	g	1	3	0	0	0	0	0	0
30 PLATT, Eric	g	1	1	0	0	0	0	0	0
31 NORMAN, Durrill									

### Game 19 Northern Arizona 71, Portland State 59 Jan. 22, 2011 Portland, Ore.

The Northern Arizona men's basketball team shot 59 percent from the field to defeat Portland State 71-59 at the Stott Center in the Big Sky Game of the Week. The Lumberjacks jumped out to a 14-2 advantage over the first 6:19 of the game behind baskets by four different players and led by as many as 18 points in the first half. Eight different players scored in the opening half led by nine points by Cameron Jones and eight by DeAngelo Jones.

NAU (11-8, 3-4 Big Sky) held the Vikings to just 20 percent from the floor to start the game and forced 13 turnovers. PSU went 5-for-24 from the field in the first half.

Portland State (10-9, 3-4) cut the lead to 10 points at 43-33 with 15:53 left in the game but the Lumberjacks responded with a 15-5 run of their own.

**Official Basketball Box Score - Game Totals - Final Statistics**  
Northern Arizona vs Portland State  
01/22/11 6:07 p.m. at Peter W. Stott Center, Portland, OR

Northern Arizona 71 - 11-8, 3-4		Total	3-Ftr	Rebounds					Points				
Player	pts	fg	ft	off	def	tot	pf	ft	a	to	blk	stl	min
10 JOHANNSEN, Shano	22	0/0	1/2	0	3	3	4	5	0	3	5	0	14
32 JONES, DeAngelo	8	3/6	1/1	2	2	4	1	8	0	1	0	0	12
10 JONES, Cameron	10	10/15	3/3	2/2	0	7	7	26	4	4	0	0	36
11 ROEDERS, Gabe	6	6/17	3/9	1/2	1	1	16	4	2	0	0	0	35
21 SALDIVAR, Stallon	0	0/2	0/1	0	0	0	0	8	2	0	1	0	26
12 OLLUBUY, Julian	0	0/0	0/0	0	1	1	0	2	1	0	0	0	14
30 PLATT, Eric	1	1/4	0/3	0/0	0	1	1	2	1	0	0	0	21
25 SMITH, Austin	3	3/3	0/0	1/2	0	0	3	7	2	0	0	0	11
31 NORMAN, Durrell	1	1/0	0/0	0	1	1	0	2	1	0	0	0	15
42 LEPLEY, Josh	2	2/0	0/0	1/2	1	1	5	0	1	2	0	0	18
Team	1	4	5	1	3	4	1	1	2	0	0	0	7
Totals	28-47	8-17	7-12	6	21	26	14	22	16	7	0	0	700

Portland State 59 - 10-9, 3-4		Total	3-Ftr	Rebounds					Points				
Player	pts	fg	ft	off	def	tot	pf	ft	a	to	blk	stl	min
11 GURFF, Paul	1	1/4	0/0	1/2	2	4	6	3	2	0	0	0	33
11 THOMAS, Phillip	1	3/8	0/0	3/4	1	1	2	3	1	0	0	0	20
30 JONES, Melvin	4	4/10	3/6	0/0	1	1	2	11	1	0	1	0	32
15 JOHNSON, Dane	0	1/1	0/0	0/0	0	1	1	2	3	0	0	0	10
25 HARRIS, Chris	4	4/13	0/0	0/0	4	3	7	8	0	2	1	0	42
10 COLEMAN, Tony	0	0/0	0/0	0/0	0	0	0	0	0	0	0	0	0
02 OJUM, Charles	5	5/11	0/0	6/7	4	5	9	1	2	2	0	0	34
22 STOCKTON, Alonzo	3	3/5	0/0	0/0	0	0	0	1	6	0	0	0	11
21 NELSON, Phil	1	1/5	1/3	1	2	3	3	4	0	0	0	0	24
Team	1	1	1	1	3	4	1	1	0	0	0	0	2
Totals	22-57	4-14	11-16	16	13	29	30	6	16	11	0	0	59

Officials: Jason Hirth, Wilson Holland, Courtney Holmes  
Technical fouls: Northern Arizona-None; Portland State-None.  
Attendance: 106

Score by periods	1st	2nd	OT	Total
Northern Arizona	31	37	71	
Portland State	18	41	59	

Last FO - NAU 2nd-04:55, PSU 2nd-03:30  
Largest lead - NAU by 29 1st-08:26, PSU by 14 1st-03:36

### Game 20 Northern Arizona 65, N. Colorado 54 Jan. 31, 2011 Flagstaff, Ariz.

Senior guard Eric Platt had 11 points off the bench including three three-pointers to help lead Northern Arizona to a 65-54 victory over Northern Colorado. Platt scored eight of his 11 points in the second half when the Lumberjacks took control of the game. NAU went on a 10-2 run early in the second half to break open a close game that featured eight ties in the first 22 minutes. The Bears cut the lead to eight points with 5:33 left in the game but never got any closer.

The Lumberjacks had four players in double figures led by senior guard Cameron Jones with 15 points. Sophomore guard Gabe Rogers added 13 points and senior Shane Johannsen had 12 points, six rebounds and four blocks.

**Official Basketball Box Score - Game Totals - Final Statistics**  
NC vs Northern Arizona  
1/31/11 6:37 p.m. at Rolle Activity Center

NC 54 - 11-6, 7-2 BSC		Total	3-Ftr	Rebounds					Points				
Player	pts	fg	ft	off	def	tot	pf	ft	a	to	blk	stl	min
10 KADA, Chris	1	3/9	1/3	3/5	1	3	4	1	10	2	1	0	32
33 KINGSMAN, Neal	1	0/6	0/2	0/0	4	4	1	2	0	0	0	0	23
44 KINGSMAN, Taylor	1	3/6	0/1	3/6	4	3	7	3	9	1	1	0	23
11 VIDY, Frank	9	1/7	1/5	2/2	1	2	3	4	5	3	0	0	30
30 DITZEL, Downy	9	7/17	3/10	1/2	6	6	2	18	3	1	0	0	38
00 ADDO, Emmanuel	5	1/11	0/1	0/0	3	3	2	10	0	0	0	0	17
00 GANNICK, Paul	1	1/2	0/0	0/0	1	1	2	2	1	4	1	0	11
16 INGRAM, Tate	0	0/0	0/0	0/0	0	0	0	0	0	0	0	0	0
11 PROCTOR, Mike	0	0/0	0/0	0/0	4	4	2	0	1	0	0	0	17
Team	0	0	0	0	0	0	0	0	0	0	0	0	0
Totals	20-60	6-27	9-16	16	28	44	18	54	11	15	6	0	700

Northern Arizona 65 - 12-8, 4-4 BSC		Total	3-Ftr	Rebounds					Points				
Player	pts	fg	ft	off	def	tot	pf	ft	a	to	blk	stl	min
10 JOHANNSEN, Shano	1	6/8	0/0	0/1	2	4	6	12	0	1	4	0	23
10 JONES, Cameron	6	5/17	0/1	5/6	1	2	3	4	15	4	3	0	34
11 ROEDERS, Gabe	9	1/6	1/7	2/2	2	2	2	13	4	1	0	0	36
21 SALDIVAR, Stallon	0	0/1	0/1	0/0	0/0	0/0	0/0	0/0	0/0	0/0	0/0	0/0	22
31 NORMAN, Durrell	1	1/4	0/0	2/2	2	4	4	1	0	0	0	0	22
00 JONES, DeAngelo	2	2/4	0/0	1/2	1	1	0	6	0	0	0	0	9
12 OLLUBUY, Julian	0	0/2	0/0	0/0	0	1	1	3	2	0	0	0	12
30 PLATT, Eric	3	3/6	3/6	2/2	0	4	2	11	1	2	1	0	19
25 SMITH, Austin	1	1/2	0/0	0/0	3	3	3	2	0	0	0	0	7
42 LEPLEY, Josh	0	0/0	0/0	0/1	0	0	0	0	0	0	0	0	5
Team	0	0	0	0	0	0	0	0	0	0	0	0	0
Totals	23-57	4-15	15-20	10	26	36	20	06	1	10	0	0	65

Officials: Chris Haeffner, John Weeks, Matt Hussien  
Technical fouls: NC-None; Northern Arizona-None.  
Attendance: 122

Score by periods	1st	2nd	OT	Total
Northern Arizona	28	37	65	
N. Colorado	28	26	54	

Last FO - NAU 2nd-04:07, NCU 2nd-03:18  
Largest lead - NAU by 17 1st-04:48, NAU by 16 1st-04:05

### Game 21 Northern Arizona 61, Montana State 41 Feb. 3, 2011 Flagstaff, Ariz.

Senior Shane Johannsen, who leads the NCAA in field goal percentage, had a perfect night from the field to lead Northern Arizona to a 61-41 victory at the Rolle Activity Center.

NAU forced 20 turnovers and held Montana State to 35 percent shooting for the game, winning their third consecutive Big Sky Conference game to improve to 13-8, 5-4 in league play. The Bobcats dropped to 11-1 overall and 5-5. The 41 points and three free throw attempts were season lows for the Bobcats, who shot less than 40 percent for the fourth straight game.

Johannsen went 8-for-8 from the field with two rebounds and four steals to lead the Lumberjacks with a game-high 16 points. The flawless night from the field was the fifth-best single-game percentage-wise with eight field goals in school history.

**Official Basketball Box Score - Game Totals - Final Statistics**  
MSU vs Northern Arizona  
2/3/11 6:35 p.m. at Rolle Activity Center

MSU 41 - 11-11, 5-5 BSC		Total	3-Ftr	Rebounds					Points				
Player	pts	fg	ft	off	def	tot	pf	ft	a	to	blk	stl	min
15 HOWARD, Bobby	1	1/3	0/1	0/1	1	0	1	2	2	0	0	0	31
20 REID, Shawn	1	1/3	0/0	1	1	2	1	0	0	0	0	0	23
21 ALLOU, Joshua	1	1/3	0/0	0	2	2	1	3	2	1	0	0	23
01 SINGLETON, Rob	0	1/4	0/1	0	0	0	0	1	1	0	0	0	22
23 RUSH, Erik	0	2/7	1/3	1/2	1	1	0	6	1	3	1	0	18
01 MISALU, Chris	3	3/5	2/3	0/0	1	1	2	8	0	1	0	0	17
02 TRUJILLO, Casey	0	0/3	0/2	0/0	0	0	0	2	0	2	0	0	16
12 ANDERSON, Terry	0	0/1	0/0	0/0	0	0	0	0	0	0	0	0	2
24 JOHNSON, Eric	0	0/1	0/0	0/0	0	0	0	0	0	0	0	0	0
32 DIEROLI, Danny	4	4/8	0/0	1	2	3	1	8	1	0	0	0	18
04 ANIS, Ischon, Conny	0	0/1	0/1	1	2	3	0	1	0	1	0	0	9
42 LEPLEY, Josh	1	1/6	0/0	1	3	4	2	1	0	2	0	0	18
Team	1	1	1	1	3	4	1	1	0	0	0	0	7
Totals	16-51	4-24	1-3	12	19	31	13	41	9	20	4	0	700

Northern Arizona 61 - 13-8, 5-4 BSC		Total	3-Ftr	Rebounds					Points				
Player	pts	fg	ft	off	def	tot	pf	ft	a	to	blk	stl	min
31 NORMAN, Durrell	1	4/5	0/0	0/1	0/2	2	8	2	8	1	2	1	23
44 JOHANNSEN, Shano	1	8/8	0/0	0/0	2/2	2	16	0	3	1	4	21	
11 ROEDERS, Gabe	4	4/10	1/7	1	5	6	7	11	2	0	0	0	30
11 HIGGS, Brian	0	1/6	1/4	0/0	0	0	0	3	3	1	0	0	23
31 SALDIVAR, Stallon	0	2/3	0/0	0	3	3	2	4	5	0	0	0	27
11 HIGGS, Brian	0	0/0	0/0	0/0	0	0	0	0	0	0	0	0	0
02 JONES, DeAngelo	0	0/1	0/0	0/0	0	0	0	0	0	0	0	0	17
12 OLLUBUY, Julian	0	0/0	0/0	0/0	1	1	0	1	3	0	0	0	15
22 LEPLEY, Josh	0	0/0	0/0	0/0	0	0	0	0	0	0	0	0	2
33 FLORES, Luis	0	0/1	0/0	0/0	0	0	0	0	0	0	0	0	2
30 PLATT, Eric	3	3/5	1/3	0/0	2	2	4	7	1	0	0	0	23
25 SMITH, Austin	3	3/6	0/0	3/4	3	1	4	8	0	0	0	0	18
42 LEPLEY, Josh	1	1/1	0/0	0	1	1	0	1	0	0	0	0	2
Team	0	0	0	0	0	0	0	0	0	0	0	0	0
Totals	26-52	3-11	6-7	12	23	35	12	01	17	13	4	0	200

Officials: Mike Hark, Wilson Holland, Courtney Holmes  
Technical fouls: MSU-None; Northern Arizona-None.  
Attendance: 701

Score by periods	1st	2nd	OT	Total
Northern Arizona	28	33	61	
Montana State	16	25	41	

Last FO - MSU 1st-04:55, NAU 1st

## Game 25 Northern Arizona 83, E. Washington 74 Feb. 16, 2011 Flagstaff, Ariz.

The Northern Arizona men's basketball team overcame an 18-point first-half deficit to post an 83-74 victory over Eastern Washington at the Rolle Activity Center.

Sophomore Gabe Rogers and senior Cameron Jones combined for 40 points in the second half and 56 for the game to lead the comeback effort. Trailing 46-31 with 18:53 left, the Lumberjacks scored 13 straight points, including seven by Rogers, during a 31-9 run over an eight-minute span to erase the deficit and take a seven-point lead at 62-55 at the 8:52 mark.

The Eagles cut the lead to two points but never led the rest of the game.

NAU shot 72 percent in the second half, making 18-of-25 field goal attempts and hitting 18-of-26 free throws.

Official Basketball Box Score - Game Totals - Final Statistics  
Eastern Washington vs Northern Arizona  
2/16/11 6:35 p.m. at Rolle Activity Center (Flagstaff, Ariz.)

Eastern Washington 74 • 8-17, 5-8 BSC

#	Player	Total			3-Ftr			Rebounds			PF	TP	A	TO	Blk	Stl	Min						
		G	A	%	M	A	%	Off	Def	Total													
15	GRIFIN, Laron	1	2	0.0	1	3	0.0	4	5	1	0	0	0	0	0	28							
10	DORRINE, Cliff	1	11	0.0	3	7	0.0	3	4	7	3	1	0	1	0	28							
01	LEAH, Glen	0	8	0.0	1	11	0.0	1	2	2	2	0	2	0	0	31							
11	COY MOON, Cliff	0	2	0.0	1	2	0.0	1	3	4	0	2	1	0	0	19							
23	WINFORD, Kevin	0	2	0.0	0	0	0.0	0	3	6	1	0	0	0	0	24							
02	BROWN, Rocky	0	0	0.0	0	0	0.0	1	1	0	1	0	0	0	0	7							
11	MCRAE, Nathano	0	0	0.0	0	0	0.0	1	1	0	1	0	0	0	0	8							
26	JOHNSON, Treymeyr	2	4	0.5	3	4	0.75	7	0	1	0	0	0	0	0	17							
21	ALLAN, Goodfry	2	3	0.67	1	1	1.0	4	5	1	0	0	1	0	0	9							
22	HORBBS, Jeffrey	3	6	0.5	1	3	0.33	3	3	0	0	0	0	0	0	24							
Team		22		30		73.33		11		28		31		74		12		8		1		200	
FG % 1st Half		15.31		41.0%		2nd Half		4.29		31.0%		Game		29.80		56.7%		Rebounds		6		6	
3FG % 1st Half		0.00		0.0%		2nd Half		0.00		0.0%		Game		0.00		0.0%		Assists		0		0	
FT % 1st Half		7.50		70.0%		2nd Half		13.50		85.0%		Game		10.50		86.7%		Points		74		74	

Northern Arizona 83 • 15-16, 7-6 BSC

#	Player	Total			3-Ftr			Rebounds			PF	TP	A	TO	Blk	Stl	Min						
		G	A	%	M	A	%	Off	Def	Total													
33	SMITH, Austin	1	2	0.0	0	0	0.0	0	4	0	0	0	0	0	0	15							
10	JOHNSSEN, Shano	1	2	0.0	0	0	0.0	2	9	4	0	2	4	1	0	30							
11	JONES, Cameron	0	13	0.0	1	11	0.0	0	9	3	2	4	5	0	0	35							
11	ROGERS, Gabe	0	10	0.0	3	6	0.5	4	4	2	3	1	0	0	0	38							
21	SAI DIVAR, Station	0	3	0.0	0	0	0.0	1	1	1	0	0	0	0	0	20							
31	DUNN, Michael	0	0	0.0	0	0	0.0	1	1	0	0	0	0	0	0	11							
12	OLUBUYI, Julian	0	0	0.0	0	0	0.0	1	1	0	1	0	0	0	0	12							
30	PLATT, Eric	1	2	0.5	2	4	0.5	1	1	2	0	2	0	0	0	29							
31	NORMAN, Durrell	0	0	0.0	0	0	0.0	2	3	4	2	1	2	0	0	15							
12	LEPLEY, Josh	0	2	0.0	0	0	0.0	0	0	0	0	0	0	0	0	4							
Team		26		44		70.45		6		31		37		23		10		17		0		200	
FG % 1st Half		7.18		65.7%		2nd Half		19.25		72.0%		Game		23.40		62.5%		Rebounds		6		6	
3FG % 1st Half		2.22		100.0%		2nd Half		0.00		0.0%		Game		2.22		50.0%		Assists		0		0	
FT % 1st Half		19.16		68.8%		2nd Half		19.26		69.2%		Game		20.42		69.0%		Points		83		83	

Officials: Jimmy Casas, Scott Tezakowski, Don Westcott  
Technical fouls: Eastern Washington None; Northern Arizona None  
Attendance: 983

Score by periods: 1st 2nd 3rd 4th Total  
Eastern Washington 30 30 74  
Northern Arizona 27 56 83

Last FG - DUW 2nd 00:21, NAU 2nd 00:10  
Largest lead - DUW by 18 1st 06:28, NAU by 11 2nd 00:27

Source by 11 lines  
Lead changed - 1 time

## Game 26 Northern Arizona 59, Cal Poly 56 Feb. 19, 2011 San Luis Obispo, Calif.

Senior Cameron Jones hit a three-pointer and one second lead to give Northern Arizona a 59-56 victory over Cal Poly in the ESPN Sears BracketBuster event at Mott Gym.

NAU snapped Cal Poly's six-game winning streak to improve to 16-10 on the season. Cal Poly dropped to 14-12 on the season. Jones, who was 0-for-8 on the night beyond the three-point arc, finally connected on his final three-point shot of the night. He finished with a team-high 19 points, going 9-for-22 from the field with five assists.

Senior Eric Platt had 12 points off the bench, hitting four three-pointers for the sixth time this season. Shane Johnsonsen had three points, 10 rebounds and four blocks despite playing with a thumb injury suffered Wednesday against Eastern Washington.

Official Basketball Box Score - Game Totals - Final Statistics  
Northern Arizona vs Cal Poly  
2/19/11 7:05 p.m. at Mott Gym, San Luis Obispo, CA

Northern Arizona 59 • 16-19 (7-6)

#	Player	Total			3-Ftr			Rebounds			PF	TP	A	TO	Blk	Stl	Min						
		G	A	%	M	A	%	Off	Def	Total													
32	SMITH, Austin	1	3	0.0	1	2	0.5	1	0	1	0	1	1	0	0	15							
10	JOHNSSEN, Shano	1	3	0.0	0	2	0.0	3	7	10	1	6	0	1	4	32							
11	JONES, Cameron	0	22	0.0	0	2	0.0	3	3	2	19	5	2	0	1	39							
11	ROGERS, Gabe	0	18	0.0	4	4	1.0	1	2	7	1	0	0	0	0	27							
21	SALDIVAR, Station	0	2	0.0	0	0	0.0	1	2	3	0	4	2	0	0	32							
12	OLUBUYI, Julian	0	1	0.0	0	0	0.0	1	2	0	0	0	0	0	0	29							
30	PLATT, Eric	4	8	0.5	1	2	0.5	1	2	12	2	2	0	0	0	28							
32	NORMAN, Durrell	2	2	1.0	0	0	0.0	2	2	3	4	1	0	0	0	16							
12	LEPLEY, Josh	0	0	0.0	0	0	0.0	0	0	2	0	0	0	0	0	3							
Team		24		61		78.69		8		20		14		66		14		11		6		200	
FG % 1st Half		12.22		58.5%		2nd Half		12.29		41.4%		Game		24.61		47.1%		Rebounds		10		10	
3FG % 1st Half		2.22		100.0%		2nd Half		4.11		34.4%		Game		2.81		30.0%		Assists		2		2	
FT % 1st Half		13.33		57.1%		2nd Half		4.77		57.1%		Game		5.60		57.0%		Points		59		59	

Cal Poly 56 • 14-12 (8-4)

#	Player	Total			3-Ftr			Rebounds			PF	TP	A	TO	Blk	Stl	Min						
		G	A	%	M	A	%	Off	Def	Total													
44	Hanson, David	1	4	0.0	0	2	0.0	3	2	3	0	10	2	0	0	32							
44	Donahue, Will	0	2	0.0	0	1	0.0	3	6	9	1	0	2	0	0	28							
02	O'Brien, Chris	0	2	0.0	0	4	0.0	1	2	3	0	1	0	0	0	29							
21	Lewis, Shawn	0	17	0.0	2	5	0.4	2	7	9	1	25	4	0	0	36							
05	Lewis, Jordan	0	1	0.0	0	0	0.0	1	0	1	0	0	0	0	0	18							
12	Titchford, Matt	0	1	0.0	0	0	0.0	0	0	0	0	0	0	0	0	3							
11	CARDINAL, Jackson	0	2	0.0	0	2	0.0	1	2	4	1	2	0	0	0	18							
34	Johnson, Jamal	0	0	0.0	0	0	0.0	0	0	0	0	0	0	0	0	21							
33	Casonbah, Don	0	0	0.0	0	0	0.0	1	1	1	0	0	0	0	0	3							
Team		21		31		111.19		10		22		30		16		6		11		1		200	
FG % 1st Half		8.23		58.8%		2nd Half		13.28		46.4%		Game		21.51		41.2%		Rebounds		10		10	
3FG % 1st Half		0.00		0.0%		2nd Half		3.10		30.0%		Game		3.16		28.9%		Assists		0		0	
FT % 1st Half		7.11		63.6%		2nd Half		4.8		50.0%		Game		5.19		57.0%		Points		56		56	

Officials: Wilson Holland, Bill Ushara, Wilson, Ivir Smith  
Technical fouls: Northern Arizona None; Cal Poly None  
Attendance: 812

Score by periods: 1st 2nd 3rd 4th Total  
Northern Arizona 27 32 59  
Cal Poly 23 33 56

Last FG - NAU 2nd 00:01, CP 2nd 00:10  
Largest lead - NAU by 10 1st 00:33, CP by 6 1st 00:33

Source by 11 lines  
Lead changed - 4 times

## Game 27 Northern Arizona 63, Sac State 42 Feb. 24, 2011 Sacramento, Calif.

Senior Cameron Jones scored a team-high 23 points to lead Northern Arizona to a 63-42 victory over Sacramento State Thursday night. The win clinched a spot for the Lumberjacks in the Big Sky Tournament, improving to 17-10 on the season and 8-6 in Big Sky play.

Jones finished 10-of-21 from the field and added two late free throws. He moved into second place on the school career scoring list, passing both Andy Hurd (1,533, 1982-86) and Ross Land (1,525, 1996-00) during the game. The senior from Los Angeles, Calif., trails only Kelly Golob by 11 points entering Saturday's game.

The Lumberjacks started the game with an 8-0 run before the Hornets rallied with a 12-3 run to take a one-point lead at 12-11 with 9:09 left in the half. NAU held the Hornets to seven points the rest of the half and led by eight at the half.

Official Basketball Box Score - Game Totals - Final Statistics  
Northern Arizona vs Sacramento State  
2/24/11 7:05 p.m. at Sacramento, Calif. - The Nest

Northern Arizona 63 • 17-10, 8-6 BSC

#	Player	Total			3-Ftr			Rebounds			PF	TP	A	TO	Blk	Stl	Min
		G	A	%	M	A	%	Off	Def	Total							
10	JOHNSSEN, Shano	0	4	0.0	0	0	0.0	6	6	2	8	1	0	2	0	25	
10	JONES, Cameron	0	21	0.0	1	3	0.33	0	2	2	23	4	2	0	1	37	
11	ROGERS, Gabe	0	12	0.0	4	0	0.0	3	3	15	1	2	1	0	0	29	
10	OLUBUYI, Julian	0	3	0.0	0	2	0.0	2	1	6	2	0	0	0	0	30	
10	NORMAN, Durrell	0	0	0.0	0	0	0.0	1	4	0	1	0	0	0	0	6	
01	DUNN, Michael	0	2	0.0	0	0	0.0	0	0	0	2	0	0	0	0	8	
02	JONES, DeAngelo	1	1	1.0	0	0	0.0	2	1	2	2	0	0	0	0	20	
21	SAI DIVAR, Station	0	1	0.0	0	0	0.0	2	2	0	0	0	0	0	0	11	
13	FLORES, Luis	0	0	0.0	0	0	0.0	0	0	0	0	0	0	0	0	0	
02	PLATT, Eric	2	4														

# CAREER CHARTS

## Points Scored

1. Cameron Jones (07-11)	1,643
2. Kelly Golob (02-06)	1,550
3. Andy Hurd (82-86)	1,533
4. Ross Land (96-00)	1,525
5. Ruben Boykin, Jr. (03-07)	1,378
6. Dan McClintock (96-00)	1,363
7. Willie Nash (62-66)	1,351
8. James Plump (66-69)	1,349
9. Steve Williams (88-92)	1,341
10. Bill Aaron (56-60)	1,314

## Scoring Average

1. Walter Mannon (68-72)	19.8
2. James Plump (66-69)	17.8
3. Tom DeBerry (74-76)	16.9
4. Charles Flemons (71-73)	16.4
Nate Payne (72-75)	16.4
6. Mark Stevens (78-80)	16.3
7. Troy Hudson (77-79)	15.8
8. Willie Nash (62-66)	15.4
9. Jason Word (92-94)	15.1
10. Richard Pacheco (59-62)	15.0

## Field Goals

1. Cameron Jones (07-11)	629
2. Andy Hurd (82-86)	597
3. Dan McClintock (96-00)	542
Jim Plump (66-69)	542
5. Walter Mannon (68-71)	538
6. Nate Payne (72-75)	529
7. Ryan McDade (99-03)	526
8. Kelly Golob (02-06)	525
9. Steve Williams (88-92)	518
10. Ruben Boykin, Jr. (03-07)	514

## Field-goal Attempts

1. Cameron Jones (07-11)	1,309
2. Steve Williams (88-92)	1,289
3. Bill Aaron (56-60)	1,210
4. Andy Hurd (82-86)	1,207
5. Kelly Golob (02-06)	1,199
6. Nate Payne (72-75)	1,153
7. Wiley Horton (56-60)	1,151
8. Willie Nash (62-66)	1,058
9. Jim Plump (66-69)	1,045
10. Ryan McDade (99-03)	1,026

## Field-goal Percentage

1. Shane Johannsen (07-11)	.695
2. Dan McClintock (96-00)	.632
3. Joakim Kjellbom (02-04)	.621
4. Andre Spencer (84-86)	.610
5. Casey Frank (95-99)	.600
6. Anthony Burgess (86-88)	.585
7. David Allen (83-85)	.574
8. Kyle Landry (04-08)	.562
9. David Johnson (78-80)	.556
Scott Taylor (95-97)	.556
10. Shawn Herman (85-90)	.545

## Three-pointers

1. Ross Land (96-00)	308
2. Kelly Golob (02-06)	289
3. Stephen Sir (04-07)	276
4. Cory Schwab (99-01)	176
5. Andrew Mavis (96-98)	154
6. Kyle Feuerbach (2001-05)	151
7. Michael McNair (95-99)	135
8. Gabe Rogers (09-Pres.)	134
9. Rod Hutchings (96-99, 01)	133
10. John Rondeno (92-95)	131
11. Steve Williams (88-92)	124
12. Brad Snyder (92-95)	120

## Three-point Attempts

1. Kelly Golob (02-06)	710
2. Ross Land (96-00)	664
3. Stephen Sir (04-07)	571
4. Kyle Feuerbach (01-05)	409
5. Steve Williams (88-92)	368
6. John Rondeno (92-95)	361
7. Brad Snyder (92-95)	346
8. Adam Lopez (99-02)	333
9. Andrew Mavis (96-98)	327
10. Michael McNair (95-99)	314
Rod Hutchings (96-99, 01)	314

## Three-point Percentage

1. Stephen Sir (04-07)	.483
2. Andrew Mavis (96-98)	.471
3. Ross Land (96-00)	.464
4. Mark Anderson (87-88)	.449
Andy Hurd (82-86)	.449
6. Gabe Rogers (09-Pres.)	.432
7. LaVonne Davis (83-85)	.429
Michael McNair (95-99)	.429
9. Rod Hutchings (96-99, 01)	.423
10. Kelly Golob (02-06)	.407
11. David Duane (83-87)	.400
Kyle Lundy (86-87)	.400

## Free Throws

1. Kyle Landry (04-08)	358
2. Bill Lewis (50-54)	333
3. Bill Aaron (56-60)	330
4. Ruben Boykin, Jr. (04-07)	326
5. Frank Turley (52-56)	322
6. David Henson (75-79)	306
7. Andy Hurd (82-86)	286
8. Dan McClintock (96-00)	279
9. Cameron Jones (07-11)	276
10. Jim Topp (50-53)	267
11. Jeff Altman (81-85)	264
12. Ross Land (96-00)	263

## Free-throw Attempts

1. Bill Aaron (56-60)	537
2. Frank Turley (52-56)	517
3. Kyle Landry (04-08)	503
4. Bill Lewis (50-54)	501
5. Dan McClintock (96-00)	428
Jim Topp (50-53)	428
7. Ruben Boykin, Jr. (04-07)	425
8. David Henson (75-79)	398
9. David Duane (83-87)	365
10. Cameron Jones (07-11)	362
11. Ken Bosket (90-94)	358
12. Willie Nash (62-66)	357

## Free-throw Percentage

1. Stephen Sir (04-07)	.844
2. Chris Ferguson (01-04)	.876
3. Troy Hudson (77-79)	.874
4. Kelly Golob (02-06)	.851
5. Jeff Altman (81-85)	.843
6. Rod Hutchings (96-99, 01)	.840
7. Andy Hurd (82-86)	.839
8. Ross Land (96-00)	.838
9. Adam Lopez (99-02)	.831
10. David Henson (75-79)	.821

## Rebounds

1. Don Buttrum (59-63)	1,044
2. Ryan McDade (99-03)	842
3. Bill Aaron (56-60)	812
4. Ruben Boykin, Jr. (04-07)	800
5. Kyle Landry (05-08)	683
6. David Duane (83-87)	625
7. James Plump (66-69)	606
8. Casey Frank (95-99)	598
9. Billy Hix (96-00)	575
10. Mark Grosswiller (74-77)	561
Andy Hurd (82-86)	561
12. Jeff Spencer (73-77)	540

## Rebound Average

1. Bill Aaron (56-60)	11.9
2. Don Buttrum (59-63)	11.7
3. Floyd Mathew (70-72)	10.0
4. Milt Jacobs (63-65)	9.9
5. Charles Flemons (71-72)	9.8
6. Mark Stevens (78-80)	9.6
7. Tom DeBerry (74-76)	9.2
8. James Plump (66-69)	8.3
9. Don Rather (68-70)	7.8
10. Mark Grosswiller (74-77)	7.5

## Assists

1. Josh Wilson (05-09)	636
2. Harry Payne (83-87)	435
3. Jeff Altman (81-85)	427
4. Kyle Feuerbach (2001-05)	411
5. Adam Lopez (99-02)	334
6. Steve Williams (88-92)	333
7. Tom DeBerry (74-76)	320
8. Cameron Jones (07-11)	319
9. Ross Land (96-00)	290
10. John Rondeno (92-95)	286
11. Rod Hutchings (96-99, 01)	285

## Assist Average

1. Tom DeBerry (74-76)	6.0
2. Josh Wilson (05-09)	5.4
3. Greg Henderson (77-79)	4.9
4. Kawika Akina (97-99)	4.7
5. Joedy Gardner (79-81)	4.5
Charles Thomas (95-97)	4.5
7. Eric Wade (81-83)	4.4
8. Jeff Altman (81-85)	4.0
9. Stallon Saldivar (09-Pres.)	3.9
9. Adam Lopez (99-02)	3.9
9. Harry Payne (83-87)	3.9

## Turnovers

1. Josh Wilson (05-09)	381
2. Adam Lopez (99-02)	318
3. Michael McNair (95-99)	312
4. Steve Williams (88-92)	303
5. Ruben Boykin, Jr. (04-07)	274
6. John Rondeno (92-95)	261
7. Billy Hix (96-00)	235
8. Kyle Feuerbach (01-05)	219
9. Kelly Golob (02-06)	217
10. Ross Land (96-00)	213

## Steals

1. Tom DeBerry (74-76)	247
2. Nate Payne (72-75)	200
3. Jeff Altman (81-85)	169
4. Randy Stratton (74-76)	133
5. John Rondeno (92-95)	124
6. Charles Thomas (95-97)	120
7. Josh Wilson (05-09)	118
8. Michael McNair (95-99)	113
9. Harry Payne (83-87)	106
10. Kawika Akina (97-99)	105
Eric Wade (81-83)	105

## Steals Average

1. Tom DeBerry (74-76)	4.7
2. Charles Thomas (95-97)	2.8
3. Nate Payne (72-75)	2.6
4. Randy Stratton (74-76)	2.5
5. Kawika Akina (97-99)	2.1
6. Eric Wade (81-83)	2.0
7. Ray Tsingine (75-77)	1.7
8. Jeff Altman (81-85)	1.6
John Rondeno (92-95)	1.6
10. Joedy Gardner (79-81)	1.5

## Blocked Shots

1. Dan McClintock (96-00)	196
2. Shane Johannsen (07-11)	138
3. Dan Busch (79-83)	97
4. Shawn Herman (85-90)	83
5. Casey Frank (95-99)	76
6. Ryan McCurdy (05-08)	75
7. Antwine Murchison (84-86)	73
8. Wayne Wharton (78-80)	64
9. Adrian Hayes (02-04)	58
10. Demetreus Robbins (91-93)	53
11. Ruben Boykin, Jr. (04-07)	51

## Personal Fouls

1. Ruben Boykin, Jr. (03-07)	378
2. Bill Aaron (56-60)	352
3. Billy Hix (96-00)	325
4. Casey Frank (95-99)	313
5. Jeff Spencer (73-77)	313
6. Kyle Landry (04-08)	303
7. Frank Turley (53-57)	305
8. Dan McClintock (96-00)	299
9. Ken Bosket (90-93)	289
10. Shawn Herman (85-90)	285

## Disqualifications

1. Jeff Spencer (73-77)	30
2. Nate Payne (72-75)	24
3. Shawn Herman (85-90)	20
4. Casey Frank (95-99)	19
5. Billy Hix (96-00)	16
6. Dick Williams (66-68)	14
7. Mark Grosswiller (74-77)	13
Wayne Wharton (78-80)	13
9. Ray Tsingine (75-77)	12

## Games Played

1. Ruben Boykin, Jr. (03-07)	119
1. Cameron Jones (07-11)	119
3. Ross Land (96-00)	117
3. Josh Wilson (05-09)	117
5. Kelly Golob (02-06)	116
Matt Gebhardt (98-02)	116
Nick Larson (06-10)	116
8. Billy Hix (96-00)	115
Dan McClintock (96-00)	115
10. Kyle Landry (04-08)	113
11. David Duane (83-87)	111
Harry Payne (83-87)	111
13. Andy Hurd (82-86)	110
Kyle Feuerbach (01-05)	110

## Minutes Played

1. Josh Wilson (05-09)	3,602
2. Kelly Golob (02-06)	3,549
3. Steve Williams (88-92)	3,530
4. Ross Land (96-00)	3,520
5. Andy Hurd (82-86)	3,303
6. Cameron Jones (07-11)	3,210
7. Ruben Boykin, Jr. (04-07)	3,151
8. Jeff Altman (81-85)	2,971
9. Billy Hix (96-00)	2,910
10. David Duane (83-87)	2,786
11. John Rondeno (92-95)	2,672

## Minutes Average

1. Troy Hudson (77-79)	36.1
2. Mark Stevens (78-80)	34.8
3. John Rondeno (92-95)	34.3
4. Tom DeBerry (74-76)	33.9
5. Steve Williams (88-92)	32.7
6. Charles Thomas (95-97)	31.7
7. Jerome Riley (94-96)	31.6
8. Joedy Gardner (79-81)	31.5
Eric Wade (81-83)	31.5
10. Nate Payne (72-75)	31.0

# SEASON CHARTS

<b>Points Scored</b>		9. Mark Anderson (87-88) 178	<b>Assists</b>		1. Billy Hix (99-00) 102
1. Cameron Jones (10-11) 640	2. Kyle Landry (07-08) 561	10. Kelly Golob (04-05) 176	1. Josh Wilson (05-06) 195	2. Harry Payne (85-86) 194	2. Ron Steinberg (70-71) 102
3. Andre Spencer (85-86) 550	4. Cameron Jones (09-10) 541		3. Josh Wilson (06-07) 181	3. Casey Frank (97-98) 98	3. Casey Frank (97-98) 98
5. Ross Land (99-00) 516	6. Ryan McDade (02-03) 503		4. Josh Wilson (06-07) 173	5. Casey Frank (96-97) 97	Shawn Herman (89-90) 98
7. Ruben Boykin, Jr. (06-07) 493	8. Nate Payne (74-75) 489		<b>5. Stallon Saldivar (10-11) 173</b>	Jim Topp (51-52) 97	5. Casey Frank (96-97) 97
9. Aaron Bond 487	10. Walter Mannon (70-71) 483		6. Tom DeBerry (74-75) 169	7. Jeff Spencer (76-77) 96	7. Jeff Spencer (76-77) 96
10. Dan McClintock (99-00) 483			7. Kevin Tucker (87-88) 158	Mike Elliott (83-84) 96	Mike Elliott (83-84) 96
			8. Harry Payne (86-87) 153	Casey Grundman (00-01) 96	Casey Grundman (00-01) 96
			9. Tom DeBerry (75-76) 151	10. Don Buttrum (61-62) 95	10. Don Buttrum (61-62) 95
			10. Jeff Altman (83-84) 149	Frank Turley (53-54) 95	Frank Turley (53-54) 95
<b>Scoring Average</b>			<b>Assist Average</b>		
1. Bill Lewis (55-56) 20.4	2. Walter Mannon (70-71) 20.1		1. Harry Payne (85-86) 6.7		
3. Cameron Jones (10-11) 20.0	4. David Henson (77-78) 19.6		2. Tom DeBerry (74-75) 6.5		
5. Cameron Jones (09-10) 19.3	6. Cameron Jones (09-10) 19.3		3. Josh Wilson (05-06) 6.1		
7. James Plump (67-68) 19.2	8. Mark Gossweiler (76-77) 19.1		4. Josh Wilson (06-07) 6.0		
9. Andre Spencer (85-86) 19.0	10. Walter Mannon (71-72) 18.8		5. Tom DeBerry (75-76) 5.6		
10. Nate Payne (74-75) 18.8			Kevin Tucker (87-88) 5.6		
			7. Harry Payne (86-87) 5.5		
			8. Greg Henderson (77-78) 5.4		
			8. Josh Wilson (07-08) 5.4		
			<b>8. Stallon Saldivar (10-11) 5.4</b>		
			11. Kyle Feuerbach (02-03) 5.3		
			Jeff Altman (83-84) 5.3		
<b>Field Goals</b>			<b>Turnovers</b>		
1. Cameron Jones (10-11) 249	2. Andre Spencer (85-86) 224		1. Josh Wilson (05-06) 127		
3. Nate Payne (74-75) 213	4. Ryan McDade (02-03) 206		2. Adam Lopez (00-01) 117		
5. Walter Mannon (70-71) 203	6. Walter Mannon (70-71) 203		3. John Rondeno (92-93) 109		
7. James Plump (67-68) 203	8. Cameron Jones (09-10) 203		4. Josh Wilson (07-08) 106		
9. Elliott Jones (80-81) 194	10. Dan McClintock (99-00) 190		5. Adam Lopez (01-02) 101		
			6. Adam Lopez (99-00) 100		
			Corey Rogers (90-91) 100		
			Erin Wade (82-83) 100		
			9. Demetreus Robbins (91-92) 98		
			10. Steve Lizzul (88-89) 97		
<b>Field-goal Attempts</b>			<b>Steals</b>		
1. Cameron Jones (10-11) 547	2. Charles Flemons (72-73) 522		1. Tom DeBerry (74-75) 147		
3. Nate Payne (74-75) 471	4. Nate Payne (73-74) 427		2. Tom DeBerry (75-76) 100		
5. Ryan McDade (02-03) 411	6. Robert Hardy (64-65) 410		3. Nate Payne (74-75) 78		
7. Willie Nash (65-66) 405	8. Cameron Jones (09-10) 404		4. Charles Thomas (95-96) 72		
9. David Henson (77-78) 402	10. Charles Flemons (71-72) 389		5. Emerson Gordon (73-74) 67		
			Nate Payne (73-74) 67		
			7. Elliott Jones (80-81) 56		
			Kevin Tucker (87-88) 56		
			9. Nate Payne (72-73) 55		
			10. Eric Wade (82-83) 54		
<b>Field-goal Percentage</b>			<b>Steal Average</b>		
(Min. 50 att.)	1. Shane Johannsen (08-09) .727		1. Tom DeBerry (74-75) 5.7		
1. Shane Johannsen (10-11) .727	3. Dan McClintock (98-99) .668		2. Tom DeBerry (75-76) 3.7		
4. Dan McClintock (96-97) .657	5. Dan McClintock (97-98) .629		3. Emerson Gordon (73-74) 3.4		
7. Joakim Kjelbom (03-04) .621	8. Casey Frank (97-98) .620		4. Nate Payne (74-75) 3.0		
9. Andre Spencer (85-86) .610	10. Casey Frank (98-99) .608		5. Charles Thomas (96-97) 2.8		
			6. Charles Thomas (95-96) 2.7		
			7. Kawika Akina (97-98) 2.3		
			8. Elliott Jones (80-81) 2.2		
			9. Nate Payne (72-73) 2.1		
			Eric Wade (82-83) 2.1		
<b>Three-pointers</b>			<b>Blocked Shots</b>		
1. Stephen Sir (06-07) 124	2. Cory Schwab (00-01) 105		1. Shane Johannsen (10-11) 76		
3. Ross Land (99-00) 94	4. Stephen Sir (05-06) 93		2. Dan McClintock (99-00) 70		
5. Ross Land (98-99) 83	6. Andrew Mavis (96-97) 82		3. Dan Busch (82-83) 58		
7. Gabe Rogers (10-11) 82	8. Mark Anderson (87-88) 80		4. Adrian Hayes (0-3-04) 47		
9. Kelly Golob (03-04) 79	10. Kelly Golob (02-03) 78		5. Dan McClintock (96-97) 43		
			6. Dan McClintock (98-99) 42		
			Joakim Kjelbom (03-04) 42		
			8. Dan McClintock (97-98) 41		
			Antwine Murchison (84-85) 41		
			10. Shawn Herman (89-90) 35		
			Wayne Wharton (78-79) 35		
<b>Three-point Attempts</b>			<b>Rebounds</b>		
1. Stephen Sir (06-07) 253	2. Cory Schwab (00-01) 235		1. Don Buttrum (61-62) 376		
3. Ross Land (99-00) 222	4. Stephen Sir (05-06) 190		2. Bill Aaron (57-58) 298		
5. Kelly Golob (02-03) 186	6. Kyle Feuerbach (04-05) 183		3. Bill Aaron (59-60) 297		
8. Nate Geiser (07-08) 182			4. Don Buttrum (60-61) 297		
			5. Floyd Mathew (71-72) 276		
			6. Ruben Boykin, Jr. (06-07) 268		
			7. Dick Williams (67-68) 267		
			8. Mark Stevens (79-89) 265		
			9. Kyle Landry (07-08) 258		
			10. Tom DeBerry (74-75) 253		
			<b>Rebound Average</b>		
			1. Don Buttrum (61-62) 14.5		
			2. Don Buttrum (60-61) 14.1		
			3. Bill Aaron (57-58) 13.0		
			4. Bill Aaron (59-60) 12.9		
			5. Floyd Mathew (71-72) 12.0		
			6. Dick Williams (67-68) 11.0		
			7. Charles Flemons (71-72) 10.9		
			8. D. Debardelaben (69-70) 10.4		
			9. Milt Jacobs (63-64) 10.2		
			Mark Stevens (79-89) 10.2		
			<b>Disqualifications</b>		
			1. Dick Williams (67-68) 14		
			2. Jeff Spencer (74-75) 11		
			3. Bill Mayrose (50-51) 10		
			4. Nate Payne (74-75) 9		
			Jeff Spencer (76-77) 9		
			Bill Topp (51-52) 9		
			7. Several with 8		
			<b>Games Played</b>		
			1. Tyrone Bazy (0-5-06) 32		
			Ruben Boykin, Jr. (05-06) 32		
			Josh Wilson (05-06) 32		
			Will Hensley (05-06) 32		
			Steve Sir (05-06) 32		
			Josh Wilson (07-08) 32		
			Kyle Landry (07-08) 32		
			Nate Geiser (07-08) 32		
			Zach Filzen (07-08) 32		
			Zarko Comagic (07-08) 32		
			Nick Larson (07-08) 32		
			Cameron Jones (10-11) 32		
			Gabe Rogers (10-11) 32		
			Shane Johannsen (10-11) 32		
			Stallon Saldivar (10-11) 32		
			Durrell Norman (10-11) 32		
			Julian Olubuyi (10-11) 32		
			12. Matthew Gebhardt (99-00) 31		
			Billy Hix (99-00) 31		
			Commander King (99-00) 31		
			Ross Land (99-00) 31		
			Adam Lopez (99-00) 31		
			Dan McClintock (99-00) 31		
			Ryan McDade (99-00) 31		
			Andrew Wolthers (99-00) 31		
			<b>Minutes Played</b>		
			1. Cameron Jones (10-11) 1,077		
			2. Troy Hudson (78-79) 1,015		
			3. Ross Land (99-00) 1,008		
			4. Cory Schwab (00-01) 1,006		
			5. Josh Wilson (05-06) 993		
			6. Josh Wilson (07-08) 993		
			7. Cameron Jones (09-10) 986		
			8. Andy Hurd (85-86) 984		
			9. Harry Payne (85-86) 964		
			10. Josh Wilson (06-07) 955		
			<b>Minutes Average</b>		
			1. Troy Hudson (78-79) 37.6		
			2. Elliott Jones (80-81) 36.6		
			3. Joedy Gardner (80-81) 35.6		
			4. Troy Hudson (77-78) 35.5		
			John Rondeno (92-93) 35.5		
			6. Ted Plotts (81-82) 35.4		
			7. Mark Stevens (78-79) 35.3		
			8. Cameron Jones (09-10) 35.2		
			9. David Henson (77-78) 35.0		
			10. Nate Payne (73-74) 34.7		
			Cory Schwab (00-01) 34.7		

# SINGLE GAME BESTS

## Points Scored

1. Frank Turley (55-56) 46 vs. W. New Mexico
2. Cory Schwab (00-01) 43 at Cal Poly
3. Mike Williams (69-70) 40 vs. E. Washington
3. Jason Word (93-94) 40 vs. Southern Utah
5. Bill Lewis (55-56) 39 vs. Arizona State
6. Aaron Bond (02-03) 37 vs. Tennessee Martin
7. Cameron Jones (10-11) 37 vs. Idaho State
7. Bill Aaron (59-60) 37 vs. Rockhurst
8. David Henson (76-77) 36 vs. Lamar
10. Fito Trujillo (54-55) 35 vs. Arizona State
- Willie Nash (65-66) 35 vs. Gonzaga
- Tom DeBerry (75-76) 35 vs. Southern Utah
- Mark Anderson (87-88) 35 vs. Montana
- Ross Land (99-00) 35 vs. CS Northridge
- Demetreus Robbins (92-93) 35 vs. St. Mary's

## Field Goals

1. Frank Turley (55-56) 18 vs. W. New Mexico
2. Mike Williams (69-70) 17 vs. E. Washington
- Nate Payne (74-75) 17 vs. Boise State
4. James Plump (66-67) 16 vs. W. New Mexico
5. Robert Hardy (64-65) 15 vs. S. Utah
- Willie Nash (65-66) 15 vs. Gonzaga
- George Winters (68-69) 15 vs. Grand Canyon
- Cory Schwab (00-01) 15 at Cal Poly
9. Bill Aaron (59-60) 14 vs. Rockhurst
- Mark Goswiler (76-77) 14 vs. UNLV
- Elliott Jones (80-81) 14 vs. Nevada

## Field-goal Attempts

1. George Winters (68-69) 28 vs. Grand Canyon
- Nate Payne (74-75) 28 vs. Montana State
3. Willard Tsingine (76-77) 27 vs. Idaho
4. Nate Payne (74-75) 26 vs. Boise State
- Mark Stevens (79-80) 26 vs. Montana State
- Jason Word (92-93) 26 vs. Missouri-Rolla
7. Willie Nash (63-64) 25 vs. W. New Mexico
- Willie Nash (64-65) 25 vs. Gonzaga
- Willie Nash (65-66) 25 vs. Weber State
- Cameron Jones (10-11) 25 at Idaho State
11. Ruben Boykin, Jr. (06-07) 24 at Weber State
12. Cameron Jones (10-11) 24 vs. Montana State
13. Mike Williams (69-70) 23 vs. E. Washington
- Willard Tsingine (76-77) 23 vs. Gonzaga
- David Duane (86-87) 23 vs. Air Force

## Field-goal Percentage (Min 6 att.)

1. Dan McClintock (96-97) 1.000 vs. Occdntl. (11-11)
- David Duane (84-85) 1.000 vs. Idaho St. (9-9)
- David Wolfe (90-91) 1.000 vs. Northridge (9-9)
- David Wolfe (90-91) 1.000 vs. Northridge (9-9)
- Larry Johnson (79-80) 1.000 vs. Doane (8-8)
- Anthony Burgess (86-87) 1.000 vs. Brooklyn (8-8)
- Casey Frank (97-98) 1.000 vs. Montana St. (8-8)
- Kyle Landry (05-06) 1.000 at N. Colorado (8-8)
- Shane Johannsen (10-11) 1.000 vs. Mont. St. (8-8)
- Jeff Altman (83-84) 1.000 vs. Ariz. St. (7-7)
- Andre Spencer (83-84) 1.000 vs. Idaho St. (7-7)
- Mike Chapman (95-96) 1.000 vs. Cal Poly (7-7)
- Brian McHugh (00-01) 1.000 vs. Oregon (6-6)
- Adrian Hayes (03-04) 1.000 vs. Sac. St. (6-6)
- Kyle Landry (07-08) 1.000 at Montana (6-6)
- Shane Johannsen (08-09) 1.000 vs. Mont. St. (6-6)
- DeAngelo Jones (09-10) 1.000 vs. No. N.M. (6-6)
- Shane Johannsen (10-11) 1.000 vs. Iowa St. (6-6)
17. Cory Schwab (99-00) .917 vs. So. Ore. (11-12)
- David Wolfe (90-91) .917 vs. Boise St. (11-12)

## Free Throws

1. Jason Word (93-94) 22 vs. Southern Utah
2. Wayne See (48-49) 17 vs. Arizona State
- Mark Champagne (70-71) 17 vs. So. Colorado
4. Bill Aaron (57-58) 15 vs. Arizona
- Mark Stevens (78-79) 15 vs. Idaho
- Kevin Tucker (87-88) 15 vs. Idaho
- Ross Land (99-00) 15 vs. CS Northridge
- Seven with 14

## Free-throw Attempts

1. Jason Word (93-94) 25 vs. S. Utah (2OT)
2. Mark Grosswiller (76-77) 21 vs. Idaho
3. Bill Lewis (52-53) 19 vs. Arizona
4. Jim Topp (51-52) 18 vs. Arizona State
- Bill Aaron (57-58) 18 vs. Arizona
- Mark Champagne (70-71) 18 vs. So. Colorado
- Mark Stevens (78-79) 18 vs. Idaho
- Demetreus Robbins (92-93) 18 vs. Sacramento
9. Mike Evans (79-80) 17 vs. San Diego State
- Mark Stevens (79-80) 17 vs. Nevada
- Ted Hettinga (80-81) 17 vs. Idaho State
- Corey Rogers (90-91) 17 vs. E. Washington
- David Wolfe (91-92) 17 vs. Idaho
- Adam Lopez (00-01) 17 at Idaho State
- Ryan McDade (02-03) 17 vs. Idaho State
- Ryan McDade (02-03) 17 vs. Portland State

## Free-throw Percentage


1. Kevin Tucker (87-88) 1.000 vs. Idaho (15-15)
- Joe Acker (64-65) 1.000 vs. UNLV (14-14)
- Matt Gebhardt (01-02) 1.000 vs. Weber St. (12-12)
- Tyrone Bazy (06-07) 1.000 vs. E. Wash. (12-12)
- David Henson (76-77) 1.000 vs. Montana St. (11-11)
- Tom DeBerry (75-76) 1.000 vs. Weber St. (11-11)
- Brian McHugh (01-02) 1.000 vs. Colgate (11-11)
- Tyrone Bazy (05-06) 1.000 at Idaho St. (11-11)
- Troy Hudson (77-78) 1.000 vs. Montana St. (10-10)
- Jason Word (92-93) 1.000 vs. S. Utah (10-10)
- Brendon Polyblank (97-98) 1.000 vs. UTPA (10-10)
- Kelly Golob (02-03) 1.000 at Montana (10-10)
- Aaron Bond (03-04) 1.000 vs. Portland (10-10)
- Tom DeBerry (74-75) 1.000 vs. Idaho (9-9)
- David Henson (77-78) 1.000 vs. Idaho St. (9-9)
- Brad Snyder (94-95) 1.000 vs. C. of Notre Dame (9-9)
- Tyrone Bazy (06-07) 1.000 at Montana St. (9-9)

## Three-pointers

1. Cory Schwab (00-01) 11 at Cal Poly
2. Kelly Golob (03-04) 10 vs. San Diego
3. Aaron Bond (02-03) 9 vs. Tennessee Martin
4. Cory Schwab (99-00) 9 vs. So. Oregon
5. John Rondeno (93-94) 8 vs. CS Sacramento
- Brad Snyder (93-94) 8 vs. Boise State
- Stephen Sir (06-07) 8 vs. Mississippi Valley St.
- Stephen Sir (06-07) 8 at N. Colorado
- Eric Platt (10-11) 8 vs. Southwestern
10. Keith Billingslea (89-90) 7 vs. Mesa State
- Josh Oppenheimer (89-90) 7 vs. Weber State
- Andrew Mavis (96-97) 7 vs. Montana
- Cory Schwab (00-01) 7 at Idaho State
- Cory Schwab (00-01) 7 vs. Portland State
- Stephen Sir (06-07) 7 vs. Haskell
- Stephen Sir (06-07) 7 at Sacramento State
- Stephen Sir (06-07) 7 at Eastern Washington
- Stephen Sir (06-07) 7 at Weber State
- Stephen Sir (06-07) 7 at Weber State
- Nate Geiser (07-08) 7 vs. Furman
- Gabe Rogers (10-11) 7 at Pepperdine

## Three-point Attempts

1. John Rondeno (93-94) 15 vs. CS Sacramento
1. Cory Schwab (00-01) 15 at Cal Poly
3. Mark Anderson (87-88) 14 vs. Arizona State
- Kelly Golob (04-05) 14 at Idaho State
5. Gabe Rogers (10-11) 14 at Northern Colorado
6. Brad Snyder (94-95) 13 vs. Southern Utah
- Cory Schwab (00-01) 13 vs. Idaho State
- Kelly Golob (03-04) 13 vs. San Diego
- Stephen Sir (06-07) 13 vs. N. Colorado
- Stephen Sir (06-07) 13 vs. Haskell
11. Keith Billingslea (89-90) 12 vs. Mesa State
- Nate Geiser (07-08) 12 vs. Furman
- Eric Platt (10-11) 12 vs. Southwestern
14. 15 players tied with 11



Kawika Akina had seven steals against Cincinnati in the 1998 NCAA Tournament.

## Rebounds

1. Don Buttrum (61-62) 25 vs. Santa Fe
- Milt Jacobs (65-66) 25 vs. Weber State
- Carlos Moore (59-60) 25 vs. Grand Canyon
4. George Anderson (63-64) 23 vs. Grand Canyon
- Charles Flemmons (71-72) 23 vs. Santa Fe
- Floyd Mathew (71-72) 23 vs. San Diego
7. George Anderson (64-65) 22 vs. UNLV
- Dick Williams (66-67) 22 vs. Westminster
9. David Duane (85-86) 20 vs. Oregon
- Mark Stevens (79-80) 20 vs. U.S. International
- Mike Williams (69-70) 20 vs. Adams State

## Assists

1. Tom DeBerry (75-76) 16 vs. Portland State
2. Adam Lopez (00-01) 15 vs. Colgate
3. Greg Henderson (77-78) 14 vs. Grand Canyon
- Harry Payne (86-87) 14 vs. Concordia
- Josh Wilson (06-07) 14 at E. Washington
6. Josh Wilson (05-06) 13 vs. Portland State
- Kawika Akina (98-99) 13 vs. St. Bonaventure
- Adam Lopez (00-01) 13 at Cal Poly
- Kyle Feuerbach (04-05) 13 at Sacramento St.
11. Harry Payne (85-86) 12 vs. Montana State
- Harry Payne (86-87) 12 vs. Brooklyn
13. Greg Henderson (83-84) 11 vs. LeTourneau
- Greg Henderson (78-79) 11 vs. Idaho
- Larry Johnson (79-80) 11 vs. Doane
- Harry Payne (85-86) 11 vs. Ft. Lewis
- Kevin Tucker (87-88) 11 vs. Grand Canyon
- Stallon Saldivar (10-11) 11 vs. Montana
- Stallon Saldivar (10-11) 11 vs. Alabama State

## Steals

1. Tom DeBerry (74-75) 12 vs. Portland State
2. Tom DeBerry (75-76) 8 vs. Whittier
- Jeff Spencer (76-77) 8 vs. Washington
4. Kawika Akina (97-98) 7 vs. Cincinnati
- Tom DeBerry (75-76) 7 vs. Idaho
- Mark Stevens (79-80) 7 vs. UC Irvine
- Ryan McDade (02-03) 7 vs. Sacramento State
8. Tom DeBerry (75-76) 6 vs. Doane
- Tom DeBerry (75-76) 6 vs. Boise State
- Ray Tsingine (76-77) 6 vs. Mesa
- Guy King (76-77) 6 vs. Grand Canyon
- Ted Plotts (81-82) 6 vs. San Diego
- Mark Anderson (87-88) 6 vs. Boise State
- Steve Lizzul (88-89) 6 vs. Weber State
- Jermone Riley (94-95) 6 vs. Utah
- Charles Thomas (95-96) 6 vs. Montana Tech
- Casey Frank (97-98) 6 vs. Weber State

## Blocked Shots

1. Dan Busch (82-83) 6 vs. Santa Fe
- Dan McClintock (98-99) 6 vs. Weber State
- Dan McClintock (99-00) 6 vs. E. Washington
- Adrian Hayes (03-04) 6 vs. E. Washington
- Joakim Kjellbom (03-04) vs. Idaho State
- Adrian Hayes (03-04) 6 vs. San Jose Christian
7. Wayne Wharton (78-79) 5 vs. U.S. International
- Dan Busch (82-83) 5 vs. Grand Canyon
- Dan Busch (82-83) 5 vs. U.S. International
- David Wolfe (91-92) 5 vs. CS Sacramento
- Dan McClintock (97-98) 5 vs. Montana State
- Dan McClintock (99-00) 5 vs. Utah State
- Dan McClintock (99-00) 5 vs. So. Oregon
- Shane Johannsen (09-10) 5 at Montana
- Shane Johannsen (10-11) 5 vs. Portland State
- Shane Johannsen (10-11) 5 at Idaho State
- Shane Johannsen (10-11) 5 at Portland State

## Minutes Played

1. Dan Busch (80-81) 49 vs. Weber State
2. Ted Hettinga (80-81) 48 vs. Weber State
- John Rondeno (93-94) 48 vs. Southern Utah
4. Troy Hudson (77-78) 47 vs. Grand Canyon
- Larry Johnson (79-80) 47 vs. Nevada
- Elliott Jones (80-81) 47 vs. Weber State
- Jason Word (93-94) 47 vs. Southern Utah
8. Mark Stevens (79-80) 46 vs. Nevada
- Cameron Jones (09-10) 46 vs. Portland State
9. Tom DeBerry (75-76) 45 vs. Boise State
- Joedy Gardner (80-81) 45 vs. Idaho State
- Joedy Gardner (80-81) 45 vs. Weber State
- David Henson (77-78) 45 vs. Grand Canyon
- Elliott Jones (80-81) 45 vs. Idaho State
- Ross Land (99-00) 45 vs. CS Northridge
- Mark Stevens (78-79) 45 vs. Weber State
- Wayne Wharton (79-80) 45 vs. Fullerton
- Gabe Rogers (09-10) 45 vs. Portland State

# TEAM RECORDS

## Most Points Scored

Season: 2,490 in 2006-07  
 Game: 122 vs. W. New Mexico, 1968-69  
 Half: 63 vs Adams St., 1984-85

## Fewest Points Scored

Season: 1,598 in 1981-82  
 Game: 22 vs. Weber St., 1979-80  
 Half: 11 vs. Weber St., 1979-80

## Most Points Allowed

Season: 2,423 in 2006-07  
 Game: 159 vs. LSU, 1991-92  
 Half: 80 vs. LSU, 1991-92

## Fewest Points Allowed

Season: 1,471 in 1962-63  
 Game: 27 vs. Idaho St., 1975-76  
 Half: 10 vs. Idaho St., 1975-76

## Most Points Scored

(Both Teams)  
 Game: 245 (LSU 159, NAU 86), 1991-92

## Fewest Points Scored

(Both Teams)  
 Game: 50 (Weber St. 28, NAU 22), 1979-80

## Scoring Average

Season: 87.6 in 1974-75

## Largest Victory Margin

Game: 55 (NAU 122, W. New Mexico 67), 1968-69

## Largest Margin of Defeat

Game: 73 (LSU 159, NAU 86), 1991-92

## Field Goals

Season: 909 in 1974-75  
 Game: 55 vs W. New Mexico, 1968-69

## Field-goal Attempts

Season: 2,000 in 1961-62  
 Game: 108 vs. Mont. St., 1974-75



Nate Payne played for NAU from 1972-75.

## Field-goal Percentage

Season: .523 in 1998-99  
 Game: .742 vs. Adams St., 84-85

## Three-pointers

Season: 263 in 1999-2000  
 Game: 20 at Cal Poly, 2000-01  
 16 vs. Stephen F. Austin, 1998-99  
 16 vs. CS Northridge, 1999-2000

## Three-point Attempts

Season: 673 in 1999-2000  
 Game: 32 vs. CS Sacramento, 1993-94

## Free Throws

Season: 524 in 1993-94  
 Game: 46 vs. Arizona, 1952-53

## Free-throw Attempts

Season: 842 in 1952-53  
 Game: 79 vs. Arizona, 1952-53

## Free-throw Percentage

Season: .758 in 1978-79  
 Game: 1,000 vs. Montana, 1978-79, Boise St., 1980-81, Portland St., 1997-98, Montana St., 1998-99, Weber State, 2004-05

## Rebounds

Season: 1,443 in 1961-62  
 Game: 82 vs. Boise St., 1971-72

## Rebound Average

Season: 56.3 in 1969-70

## Assists

Season: 546 in 2010-11  
 Game: 35 vs. Fort Lewis, 1975-76, Adams St, 1984-85

## Assist Average

Season: 20.2 in 1974-75

## Steals

Season: 476 in 1974-75  
 Game: 25 vs. Southern St., 1974-75

## Steals Average

Season: 18.3 in 1974-75

## Blocked Shots

Season: 133 in 2010-11  
 Game: 13 vs. Sacramento, 1991-92

## Block Average

Season: 4.0 in 1982-83

## Most Turnovers

Season: 532 in 1991-92  
 Game: 34 vs. Georgia St., 1990-91

## Fewest Turnovers

Season: 353 in 1982-83  
 Game: 3 vs. Nevada, 1982-83

## Most Personal Fouls

Season: 684 in 2006-07  
 Game: 38 vs. W. New Mexico, 1949-50

## Fewest Personal Fouls

Season: 67 in 1950-51  
 Game: 7 vs. Weber St., 1995-96

## Most Wins

Season: 21 in 1996-97, 1997-98, 1998-99, 2005-06, 2007-08

## Fewest Wins

Season: 2 in 1988-89

## Most Losses

Season: 25 in 1988-89

## Fewest Losses

Season: 3 in 1954-55

## Best Winning Percentage

Season: .864 (19-3) in 1954-55

## Worst Winning Percentage

Season: .074 (2-25) in 1988-89

## Most Home Wins

Season: 15 in 1985-86

## Fewest Home Wins

Season: 1 in 1988-89

## Best Home Record

Season: 14-0 in 1985-86

## Worst Home Record

Season: 1-9 in 1988-89

## Most Road Wins

Season: 11 in 1935-36

## Fewest Road Wins

Season: 0 in 1970-71, 1972-73, 1982-83, 1988-89, 1990-91

## Best Road Record

Season: 11-4 in 1935-36

## Worst Road Record

Season: 0-16 in 1988-89

## Longest Win Streak

13 games; 1953-54, 1954-55

## Longest Losing Streak

16 games; 1995-96

## Longest Home Win Streak

29 games; 1953-56

## Longest Home Losing Streak

8 games; 1980-82

## Longest Road Win Streak

7 games; 1928-29

## Longest Road Losing Streak

35 games; 1950-54

## Longest Big Sky Win Streak

11 games; 1999-2000

## Longest Big Sky Losing Streak

16 games; 1972-74

## Longest Big Sky Home Winning Streak

11 games; 1996-97



Charles Thomas was the Big Sky MVP in 1997.

## Longest Big Sky Home Losing Streak

7 games; 1976-77, 1980-82

## Longest Big Sky Road Winning Streak

4 games; 1996-97, 1999-2000

## Longest Big Sky Road Losing Streak

38 games; 1988-93

## Best Conference Record

14-2 in 1996-97

## Worst Conference Record

1-15 in 1988-89; 1990-91

## Best Non-conference Record

9-4 in 1998-99

9-4 in 2002-03

## Worst Non-conference Record

1-10 in 1988-89

## Consecutive Winning Seasons

10 in 1961-62 to 1969-70

## Consecutive Losing Seasons

7 in 1987-88 to 1992-93


## Best Conference Finish

1st in 1985-86, 1996-97, 1997-98, 2005-06, 2006-07



# L U M B E R J A C K T R A D I T I O N

## 1,000-point Club



Kelly Golob became the school's all-time scoring leader during the 2005-06 season, finishing with 1,550 points.

1. Cameron Jones (07-11) .....	1,643
2. Kelly Golob (02-06) .....	1,550
3. Andy Hurd (82-86) .....	1,533
4. Ross Land (96-00) .....	1,525
5. Ruben Boykin, Jr. (04-07) .....	1,378
6. Dan McClintock (96-00) .....	1,363
7. Willie Nash (62-66) .....	1,351
8. James Plump (66-69) .....	1,349
9. Steve Williams (88-92) .....	1,341
10. Bill Aaron (56-60) .....	1,314
11. Walter Mannon (68-72) .....	1,296
12. Ryan McDade (99-03) .....	1,284
13. Kyle Landry (04-08) .....	1,274
14. Wiley Horton (56-60) .....	1,250
15. Nate Payne (72-75) .....	1,246
16. David Henson (75-79) .....	1,174
17. Don Buttrum (58-62) .....	1,161
18. Bill Lewis (52-56) .....	1,141
19. Frank Turley (52-56) .....	1,090
20. Jeff Altman (81-85) .....	1,089
21. Casey Frank (95-99) .....	1,060
22. David Duane (83-87) .....	1,053
23. Stephen Sir (04-07) .....	1,044
24. Josh Wilson (05-09) .....	1,030
25. Fito Trujillo (51-55) .....	1,025

## 100-point Games

1968-69	NAU 122, W. New Mexico 67	1960-61	NAU 105, NM Highlands 85
1964-65	NAU 119, E. New Mexico 103	1963-64	NAU 105, W. New Mexico 100
1975-76	NAU 118, Bethany 78	1968-69	NAU 105, Hastings 77
1965-66	NAU 117, Americas 71	1997-98	NAU 105, Texas-Pan Am 56
1967-68	NAU 117, Westminster 106	2003-04	NAU 105, San Jose Christian 46
1976-77	NAU 117, Santa Fe 87	2005-06	NAU 105, E. Washington 95
1999-00	NAU 116, Southern Oregon 63	2007-08	NAU 105, Haskell 72
1961-62	NAU 115, N.M. Highlands 82	1959-60	NAU 104, W. New Mexico 77
1976-77	NAU 115, Dominguez Hills 68	1960-61	W. New Mexico 124, NAU 104
1960-61	NAU 114, E. New Mexico 89	2006-07	NAU 104, Miss. Valley St. 77
1965-66	Weber State 115, NAU 113 (4 ot)	1961-62	NAU 103, Adams State 82
1996-97	NAU 111, Occidental 63	1965-66	NAU 103, UNLV 93
1954-55	NAU 111, NM Highlands 79	1965-66	NAU 103, Grand Canyon 59
1969-70	NAU 111, W. New Mexico 89	1966-67	W. New Mexico 111, NAU 103
1974-75	NAU 111, Idaho 86	1984-85	NAU 103, Western State 69
1984-85	NAU 110, Adams State 82	1969-70	NAU 102, W. New Mexico 77
1965-66	Idaho 122, NAU 109	1970-71	Chapman 111, NAU 102
1974-75	Montana State 111, NAU 109	1997-98	NAU 102, Montana State 96 (ot)
2006-07	NAU 109, E. Washington 101	2004-05	NAU 102, Quinnipiac 83
1954-55	NAU 108, Edwards AF Base 73	2006-07	NAU 102, Idaho State 98 (ot)
1964-65	NAU 108, W. New Mexico 81	1969-70	NAU 101, Colorado Mines 81
1966-67	NAU 108, Portland State 103	1974-75	NAU 101, Southern Utah 85
1967-68	NAU 108, U.S. International 89	1975-76	UNLV 139, NAU 101
1974-75	NAU 108, Idaho 104 (2 ot)	1977-78	NAU 101, Alaska-Anchorage 76
1960-61	NAU 107, Panhandle State 78	1990-91	NAU 101, Ft. Lewis 95
1961-62	NAU 107, Santa Fe 104 (3 ot)	1998-99	NAU 101, Idaho State 69
1955-56	NAU 106, Arizona State 85	1963-64	NAU 100, Westminster 95
1960-61	NAU 106, W. New Mexico 99	1967-68	NAU 100, Westminster 92
1965-66	Gonzaga 107, NAU 106 (ot)	1968-69	UNLV 121, NAU 100
1965-66	NAU 106, Long Beach State 83	1979-80	NAU 100, Nevada 99 (2 ot)
1972-73	NAU 106, Neb.-Omaha 84	2005-06	NAU 100, Johnson & Wales 52
2006-07	NAU 106, Haskell 72		

## Coaching History

Head Coach	Yrs	Range	Overall		Conference	
			W-L	Pct.	W-L	Pct.
Mike Adras	13	1999-2011	193-170	.523	99-83	.544
Ben Howland	5	1994-99	77-61	.558	46-30	.605
Harold Merritt	4	1990-94	34-76	.309	14-46	.233
Pat Rafferty	2	1988-90	10-41	.196	4-26	.133
Jay Arnote	5	1983-88	70-72	.493	34-40	.459
Gene Visscher	2	1981-83	16-36	.307	5-23	.178
Joedy Gardner	3	1978-81	35-43	.448	15-27	.357
John Birkett	4	1974-78	46-58	.442	22-34	.393
Herb Gregg	24	1950-74	290-288	.502	90-98	.479
Ben J. Reiges	1	1949-50	3-19	.136	2-14	.125
Nick Ragus	2	1947-49	24-18	.571	15-17	.469
Frank Brickey	7	1940-47	63-48	.568	29-36	.446
A.E. McCreary	9	1931-40	92-95	.492	67-67	.500
Rudy H. Lavik	4	1927-31	44-21	.677	—	—
E.H. Lynch	1	1926-27	17-3	.850	—	—
Talbert Jessuppe	1	1925-26	5-8	.385	—	—
W.E. Rogers	1	1924-25	7-6	.538	—	—
R.H. Drake	3	1921-24	18-18	.500	—	—
Lacey Eastburn	1	1920-21	9-7	.563	—	—
Gus O'Connor	1	1919-20	2-0	1.000	—	—
R.A. Fuller	1	1918-19	4-2	.667	—	—
Earl Rosenberry	2	1913-15	3-1	.750	—	—
John N. Adams	4	1909-13	12-6	.667	—	—
<b>23 coaches</b>	<b>99</b>	<b>1909-2011</b>	<b>1,071-1,091</b>	<b>.494</b>	<b>443-541</b>	<b>.450</b>

# ALL TIME SCORES

## Coach: John Adams (12-6)

<b>1909-10 - 1-2, Independent</b>			
@Snowflake High	W	14	13
@St. Johns High	L	10	15
NAU FACULTY	L	24	39
<b>SCORING</b>		<b>48</b>	<b>67</b>

<b>1910-11 - 3-1, Independent</b>			
SNOWFLAKE HIGH	W	16	11
ST. JOHNS HIGH	L	21	22
@Phoenix Union High	W	25	12
@Phoenix Indians	W	30	12
<b>SCORING</b>		<b>92</b>	<b>57</b>

<b>1911-12 - 6-0, Independent</b>			
@Mesa High	W	31	22
@Arizona State	W	27	6
@Tempe High	W	36	7
@Phoenix Indians	W	51	22
@St. Johns High	W	19	14
@Snowflake High	W	17	16
<b>SCORING</b>		<b>181</b>	<b>87</b>

<b>1912-13, 3-2, Independent</b>			
NAU FACULTY	W	21	13
@Arizona State	W	27	6
@Tempe High	L	25	34
Mesa High	L	23	34
SNOWFLAKE HIGH	W	22	19
<b>SCORING</b>		<b>125</b>	<b>133</b>

## Coach: Earl Rosenberry (3-1)

<b>1913-14 - 1-1, Independent</b>			
@Mesa High	L	20	21
@Tempe High	W	24	12
<b>SCORING</b>		<b>44</b>	<b>33</b>

<b>1914-15 - 2-0, Independent</b>			
@Snowflake High	W	33	14
@Arizona State	W	22	20
<b>SCORING</b>		<b>55</b>	<b>34</b>

## Coach: R.A. Fuller (4-2)

<b>1918-19 - 4-2, Independent</b>			
@Phoenix Union High	W	33	20
@Arizona State	W	48	37
@Arizona	W	37	32
@Arizona	L	28	55
*ARIZONA STATE	W	63	38
Phoenix Union High	L	34	37
<b>SCORING</b>		<b>243</b>	<b>219</b>

## Coach: Gus O'Connor (2-0)

<b>1919-20 - 2-0, Independent</b>			
NAU FACULTY	W	11	10
NAU FACULTY	W	18	16
<b>SCORING</b>		<b>29</b>	<b>26</b>

## Coach: Lacey Eastburn (9-7)

<b>1920-21 - 9-7, Independent</b>			
WILLIAMS HIGH	W	44	10
HOLBROOK HIGH	W	63	9
KINGMAN HIGH	W	24	11
@Arizona State	L	13	45
@Mesa High	L	10	35
@Phoenix College	L	19	35
@Prescott High	L	22	23
@Jerome High	W	19	18
@Clarkdale High	W	23	22
@Williams High	L	18	33
@Kingman High	L	18	34
WILLIAMS HIGH	W	45	16
WILLIAMS HIGH	W	41	16
WINSLOW HIGH	W	32	20
CLARKDALE HIGH	W	42	19
@Winslow High	L	27	31
<b>SCORING</b>		<b>460</b>	<b>375</b>

## Coach: R.H. Drake (18-18)

<b>1921-22 - 5-5, Independent</b>			
LEUPP HIGH	W	55	17
HOLBROOK HIGH	W	46	24
WILLIAMS HIGH	W	39	21
CLARKDALE HIGH	W	42	19
KINGMAN HIGH	L	25	26
WINSLOW HIGH	L	13	15
@Holbrook High	W	34	19
@St. Johns High	L	24	28
@Winslow High	L	19	23
JEROME HIGH	L	24	36
<b>SCORING</b>		<b>211</b>	<b>228</b>

<b>1922-23 - 6-6, Independent</b>			
@Holbrook High	W	8	8
@Winslow High	W	24	17
ST. JOHN'S HIGH	L	21	35
PRESCOTT HIGH	W	36	31
KINGMAN HIGH	W	32	12
@Clarkdale High	L	20	24
@Jerome High	W	50	31
@Prescott High	W	27	27
HOLBROOK HIGH	W	40	6
@Phoenix College	L	18	20
Eastern Arizona JC	L	20	24
@Arizona State	L	31	42
<b>SCORING</b>		<b>311</b>	<b>276</b>

\*Phoenix College Tournament

## 1923-24 - 7-7, Independent

@Holbrook High	W	29	20
@Winslow High	L	18	19
@St. Johns High	L	7	23
@Round Valley High	L	16	12
HOLBROOK HIGH	W	18	16
WILLIAMS HIGH	W	25	8
PRESCOTT HIGH	L	22	25
CLARKDALE HIGH	L	29	20
@Camp Verde High	L	19	29
@Jerome High	L	24	22
@Prescott High	L	3	17
Eastern Arizona JC	L	14	58
Phoenix College	L	16	36
WINSLOW HIGH	W	20	15
<b>SCORING</b>		<b>260</b>	<b>328</b>

\*Phoenix College Tournament

## Coach: W.E. Rogers (7-6)

<b>1924-25 - 7-6, Independent</b>			
WINSLOW HIGH	L	21	23
@Round Valley High	L	10	38
@St. Johns High	W	25	22
@Holbrook High	W	33	17
@Winslow High	L	19	21
JEROME HIGH	W	14	8
OLSON SWED CLUB	L	13	35
ROUND VALLEY HIGH	W	22	18
HOLBROOK HIGH	W	50	18
OLSON SWED CLUB	L	28	45
PRESCOTT HIGH	W	18	14
Phoenix Indians	W	17	15
*Arizona State	L	13	18
<b>SCORING</b>		<b>283</b>	<b>293</b>

\*Phoenix College Tournament

## Coach: T.D. Jessup (5-8)

<b>1925-26 - 5-8, Independent</b>			
SE OKLAHOMA STATE	L	23	35
ARIZONA STATE	L	10	21
@New Mexico Highlands	W	27	22
@Montezuma Baptist	W	31	29
@Montezuma Baptist	W	36	23
@New Mexico	L	17	40
EASTERN ARIZONA JC	W	23	21
PHOENIX COLLEGE	W	29	15
MONTUZUMA BAPTIST	L	21	29
NEW MEXICO	L	17	26
NEW MEXICO	L	16	51
Eastern Arizona JC	L	31	39
*Arizona State	L	21	43
<b>SCORING</b>		<b>302</b>	<b>394</b>

\*Phoenix College Tournament

## Coach: E.H. Lynch (17-3)

<b>1926-27 - 17-3, Independent</b>			
PRESCOTT COWBOYS	W	46	27
PRESCOTT COWBOYS	W	46	30
@Arizona State	W	31	22
@Phoenix College	W	28	11
PRESCOTT COWBOYS	W	54	12
MESA JAYCEES	W	26	21
MONTUZUMA BAPTIST	W	41	19
MONTUZUMA BAPTIST	W	37	28
@New Mexico	W	30	29
@New Mexico Highlands	L	29	32
@Montezuma Baptist	L	16	31
@Montezuma Baptist	W	37	33
@New Mexico State	W	47	18
@Fort Bliss (Texas)	W	46	24
@New Mexico Mines	W	22	44
PHOENIX COLLEGE	L	45	34
NEW MEXICO HIGHLANDS	W	25	23
NEW MEXICO	W	36	34
ARIZONA STATE	W	30	24
ARIZONA STATE	W	38	29
<b>SCORING</b>		<b>710</b>	<b>527</b>

## Coach: Rudy Lavik (44-21)

<b>1927-28 - 12-3, Independent</b>			
JEROME ATH. CLUB	W	59	19
PHOENIX COLLEGE	W	40	22
PHOENIX COLLEGE	W	40	23
@Arizona State	L	25	40
@Phoenix College	W	48	31
@New Mexico	W	39	36
@New Mexico	W	42	35
@New Mexico Highlands	W	22	27
@New Mexico Highlands	W	39	20
@Arizona	L	25	28
@Arizona	W	40	30
ARIZONA STATE	W	32	27
ARIZONA STATE	L	29	33
NEW MEXICO HIGHLANDS	W	31	26
NEW MEXICO HIGHLANDS	W	33	29
<b>SCORING</b>		<b>556</b>	<b>421</b>

## 1928-29 - 15-3, Independent

KANSAS	L	19	23
ARIZONA STATE	W	39	16
ARIZONA STATE	W	21	19
@Phoenix College	W	44	17
@Eastern Arizona JC	W	31	18
@Eastern Arizona JC	W	44	19
NEW MEXICO	W	35	23
NEW MEXICO	L	24	36
E. ARIZONA JC	L	34	22
E. ARIZONA JC	W	25	17
@Arizona State	W	27	17
@Arizona State	W	40	30
ARIZONA	W	20	26
ARIZONA	W	20	18
PHOENIX COLLEGE	W	46	20
PHOENIX COLLEGE	W	36	12
@New Mexico	W	35	33
@New Mexico	L	37	39
<b>SCORING</b>		<b>587</b>	<b>406</b>

## 1929-30 - 9-8, Independent

DIXIE COLLEGE	W	31	18
WHITTIER COLLEGE	W	35	25
WHITTIER COLLEGE	W	54	22
KEARNEY STATE (Neb.)	L	19	33
KEARNEY STATE (Neb.)	L	15	19
ARIZONA	W	16	18
ARIZONA	L	18	26
@Arizona State	W	36	28
@Arizona State	W	36	30

@New Mexico	W	31	19
@New Mexico	L	19	27
ARIZONA STATE	W	35	29
ARIZONA STATE	W	34	15
@Arizona	L	17	31
@Arizona	L	24	46
NEW MEXICO	W	35	30
NEW MEXICO	L	20	32
<b>SCORING</b>		<b>475</b>	<b>459</b>

## 1930-31 - 8-7, Independent

ASH FORK TOWN TEAM	W	29	27
DIXIE COLLEGE	W	34	25
EASTERN ARIZONA JC	W	24	23
EASTERN ARIZONA JC	W	37	32
ARIZONA STATE	W	28	19
ARIZONA STATE	L	18	36
PRESCOTT ALL-STARS	W	19	13
NEW MEXICO	L	18	26
NEW MEXICO	L	21	39
ARIZONA	L	25	29
@Arizona State	W	27	24
@Arizona State	L	23	25
NEW MEXICO STATE	L	23	52
NEW MEXICO STATE	W	28	26
<b>SCORING</b>		<b>388</b>	<b>432</b>

## Coach: Aaron McCreary (92-95)

<b>1931-32 - 9-8, Independent</b>			
DIXIE COLLEGE	L	36	38
DIXIE COLLEGE	L	25	43
EASTERN ARIZONA JC	L	35	40
EASTERN ARIZONA JC	W	51	34
@New Mexico	W	40	32
@New Mexico	L	33	36
@Arizona State	L	26	37
@Arizona State	W	32	29
ARIZONA STATE	W	31	24
ARIZONA STATE	W	34	25
@Arizona	L	28	49
@Arizona	L	31	37
@New Mexico State	W	44	31
@New Mexico State	W	33	33
@Eastern Arizona JC	W	22	34
@New Mexico	W	41	21
NEW MEXICO	W	34	26
<b>SCORING</b>		<b>576</b>	<b>574</b>

## 1932-33 - 9-5, Independent

EASTERN ARIZONA JC	W	54	51
EASTERN ARIZONA JC	W	48	33
NEW MEXICO	L	32	33
NEW MEXICO	L	28	35
@Arizona State	L	14	24
@Arizona State	L	30	28
ARIZONA	W	38	23

*NEW MEXICO	W	57	55
*NEW MEXICO STATE	L	30	43
*NEW MEXICO STATE	W	61	54
*@New Mexico State	L	47	40
*@Texas-El Paso	W	44	57
*ARIZONA	L	46	55
*ARIZONA	W	48	47
BEARDED ACES	W	58	44
SCORING		821	813

**1941-42 - 11-10/8-9 Border Conference\***

*WEST TEXAS STATE	L	36	64
@New Mexico Highlands	W	36	34
@Colorado College	L	31	40
@Colorado College	W	40	25
*TEXAS TECH	L	50	51
*HARDIN-SIMMONS	W	38	25
*ARIZONA	W	44	36
@Arizona State	L	27	43
@Arizona State	W	48	38
@New Mexico	W	38	28
@New Mexico State	L	38	40
*@Texas-El Paso	L	49	57
*NEW MEXICO	W	53	45
*NEW MEXICO STATE	W	53	45
*TEXAS-EL PASO	W	37	35
@West Texas State	L	42	93
*@Texas Tech	L	25	48
*@Hardin-Simmons	L	38	44
*@Arizona	L	31	44
*@ARIZONA STATE	W	46	34
*@ARIZONA STATE	W	44	42
SCORING		843	898

**1942-43 - 4-8/1-7 Border Conference\***

NAVAJO ORDINANCE	W	62	16
KINGMAN AFB	W	38	38
KINGMAN AFB	W	48	38
*ARIZONA	L	23	55
*ARIZONA	L	49	67
*@Arizona State	L	28	46
@Arizona State	L	42	47
@Williams AFB	W	39	49
*@Arizona	L	42	71
*@Arizona	L	27	84
*ARIZONA STATE	W	49	35
*ARIZONA STATE	L	34	36
SCORING		481	577

**1943-44 - 2-0, Independent**

JEROME MERCHANTS	W	50	41
JEROME MERCHANTS	W	42	20
SCORING		92	61

**1944-45 - 5-6, Independent**

KINGMAN AFB	L	16	40
KINGMAN AFB	L	18	40
JEROME MERCHANTS	W	41	22
@Arizona State	W	45	38
@Arizona State	W	34	33
@Arizona	L	38	44
NEW MEXICO	L	33	36
ARIZONA	W	53	37
ARIZONA	W	47	36
WILLIAMS AFB	L	20	48
WILLIAMS AFB	L	31	42
SCORING		376	438

**1945-46 - 12-8/4-6 Border Conference\***

NAVAJO ORDINANCE	W	59	13
DIXIE COLLEGE	W	56	34
DIXIE COLLEGE	W	52	43
@New Mexico	W	54	44
@New Mexico State	W	46	35
@Fort Bliss (Texas)	W	67	34
*ARIZONA	W	54	(ot) 53
*ARIZONA	L	35	38
WILLIAMS AFB	W	51	43
WILLIAMS AFB	W	51	43
@Arizona State	L	36	39
@Arizona State	W	36	31
@Arizona	L	38	46
@Arizona	L	36	51
*ARIZONA STATE	L	41	43
*ARIZONA STATE	L	27	28
TOWNJACK ALL-STARS	W	34	30
TOWNJACK ALL-STARS	W	45	37
Rockhurst College	W	45	37
Lovola-New Orleans	L	56	(ot) 60
SCORING		906	780

**1946-47 - 20-7/11-5 Border Conference\***

BRIGHAM YOUNG	W	54	31
HAWAIIAN ALL-STARS	W	57	36
*WEST TEXAS STATE	W	41	36
*TEXAS TECH	W	51	36
@San Diego State	L	32	38
@Camp Pendleton	W	48	30
@West Texas State	W	45	44
*@Texas Tech	L	42	44
@Hardin-Simmons	W	52	40
@Arizona	L	27	40
*ARIZONA	L	37	52
*NEW MEXICO	W	65	49
*NEW MEXICO STATE	W	65	45
*ARIZONA STATE	W	50	32
ARIZONA STATE	W	49	37
*HARDIN-SIMMONS	W	51	43
@New Mexico	W	47	63
@New Mexico State	L	45	41
*@Texas-El Paso	L	43	61
*TEXAS-EL PASO	W	66	48
@Arizona State	W	41	37
@Arizona State	L	39	39
@Youngstown (Ohio)	W	49	49
*Houston	W	44	42
*Northeast Missouri State	W	59	55
*Mankato State (Minn.)	L	46	52
*Emporia State (Kan.)	W	47	38
SCORING		1294	1165

**1947-48 - 13-8/8-8 Border Conference\***

HARLEM TOPS	W	45	26
HARLEM TOPS	W	51	31
*Harlem Tops	W	42	22
Harlem Tops	W	46	35
*@New Mexico	L	53	61
*@New Mexico State	L	36	59
@Texas-El Paso	L	53	70

\*NAIA National Tournament (third place)  
Coach: Nick Ragus (24-18)

1947-48 - 13-8/8-8 Border Conference\*  
HARLEM TOPS W 45 26  
HARLEM TOPS W 51 31  
\*Harlem Tops W 42 22  
Harlem Tops W 46 35  
\*@New Mexico L 53 61  
\*@New Mexico State L 36 59  
@Texas-El Paso L 53 70

*WEST TEXAS STATE	W	50	42
*TEXAS TECH	W	47	43
SIoux WARRIORS	W	61	36
*ARIZONA	L	38	36
*@Arizona State	W	34	48
*@Arizona	L	39	42
*NEW MEXICO STATE	W	59	40
*NEW MEXICO	W	54	33
@West Texas State	L	36	46
*@Texas Tech	L	43	57
*@Hardin-Simmons	L	38	48
*HARDIN-SIMMONS	W	48	33
*TEXAS-EL PASO	W	59	40
*ARIZONA STATE	W	35	37
SCORING		983	904

\*Game played in Seligman, Ariz.

**1948-49 - 11-10/7-9 Border Conference\***

*Cal Tech	W	47	39
*Whittier	W	56	52
*@West Texas State	L	43	56
*@Texas Tech	L	39	56
*@Hardin-Simmons	L	46	48
@Texas Wesleyan	W	50	36
-Sam Houston State	W	59	40
-Nes Missouri State	L	37	47
*HARDIN-SIMMONS	W	52	40
*NEW MEXICO	L	38	40
*NEW MEXICO STATE	W	72	52
*ARIZONA	L	39	62
*TEXAS TECH	W	57	45
*WEST TEXAS STATE	L	49	57
*@Texas-El Paso	L	57	73
@New Mexico State	W	49	40
@New Mexico	L	41	46
*@TEXAS-EL PASO	W	59	45
*ARIZONA STATE	W	50	45
*ARIZONA STATE	W	50	45
*@Arizona State	W	47	44
SCORING		1032	1011

\*Redlands Invitational, ~Midwest Collegiate Tournament  
\*First NAU game at Flagstaff High

Coach: Ben J. Reiges (3-19)

**1949-50 - 3-19/2-14 Border Conference\***

*Pasadena Nazarene	L	36	55
*Cal Poly San Luis Obispo	L	37	64
*@Texas-El Paso	L	54	61
@Western New Mexico	L	42	63
@Winslow Town Team	W	41	41
*ARIZONA	L	44	69
*TEXAS-EL PASO	L	44	52
*NEW MEXICO STATE	L	36	46
*WEST TEXAS STATE	W	44	47
*ARIZONA STATE	L	47	62
*@Hardin-Simmons	L	51	66
*@Texas Tech	L	51	87
@West Texas State	L	46	58
*TEXAS TECH	L	52	64
@Arizona State	L	52	57
@Arizona	L	58	62
*NEW MEXICO	W	58	52
@New Mexico	L	56	68
@New Mexico State	L	46	59
*@Texas-El Paso	L	47	88
*HARDIN-SIMMONS	L	48	51
SCORING		1035	1316

\*Redlands Invitational

Coach: Herb Gregg (290-288)

**1950-51 - 8-19/2-13 Border Conference\***

@Arizona State	L	69	83
@Santa Fe	W	69	(ot) 66
@Santa Fe	L	51	52
@New Mexico Highlands	W	60	50
@New Mexico Highlands	W	63	62
*New Mexico	L	62	64
WESTERN NEW MEXICO	W	59	51
WESTERN NEW MEXICO	W	58	58
*TEXAS-EL PASO	L	69	92
-Southwest Missouri State	L	57	71
-Southwest Oklahoma	L	57	59
-Culver-Stockton (Mo.)	L	47	55
*ARIZONA	L	44	83
*@Texas-El Paso	W	62	62
@New Mexico State	L	46	64
@New Mexico	L	41	73
@Arizona State	L	53	78
@Arizona	W	39	69
@Arizona State	W	68	66
*WEST TEXAS STATE	L	38	72
*HARDIN-SIMMONS	W	68	72
@West Texas State	L	38	72
*@Texas Tech	L	55	96
*@Hardin-Simmons	L	42	68
*NEW MEXICO STATE	L	53	67
*NEW MEXICO	L	55	74
*TEXAS TECH	L	43	62
SCORING		1460	1853

\*Played in Gallup, N.M.

-Sunshine Tournament (Portales, N.M.)

&First game in Lumberjack Gym

**1951-52 - 4-23/2-14 Border Conference\***

CAMP PENDLETON	L	47	58
CAMP PENDLETON	L	59	68
@Utah State	L	70	85
@Nevada-Reno	L	64	76
@San Francisco	L	53	76
@Fresno State	L	41	61
@Pepperdine	L	39	72
NEW MEXICO HIGHLANDS	W	81	49
NEW MEXICO HIGHLANDS	W	68	62
*NEW MEXICO	W	58	56
@Hardin-Simmons	L	47	72
@West Texas State	L	50	80
@West Texas State	L	41	98
@Arizona State	L	56	76
@Arizona	L	56	70
*HARDIN-SIMMONS	L	51	72
*TEXAS TECH	L	70	52
*ARIZONA STATE	L	55	57
*WEST TEXAS STATE	W	77	71
@Texas-El Paso	L	56	93
@New Mexico State	L	81	83
@New Mexico	L	56	74
*TEXAS-EL PASO	L	52	74
*Nevada-Reno	W	52	60
*Nevada-Reno	L	53	63
*NEW MEXICO STATE	L	49	54
SCORING		1560	1913

\*Games played in Las Vegas, Nev.

**1952-53 - 5-18, Border Conference\***

NELLIS AFB (Nev.)	W	92	61
NELLIS AFB (Nev.)	W	84	48
@Western New Mexico	L	63	68
@Western New Mexico	L	56	77
@San Diego State	L	54	65
@Pepperdine	L	64	83
@Lovola Marymount	L	62	82
*New Mexico	L	69	83
*@Hardin-Simmons	L	47	56
*@Texas Tech	L	75	95
*@West Texas State	L	51	68
*TEXAS-EL PASO	L	77	74
*NEW MEXICO STATE	W	84	52
*ARIZONA STATE	L	71	83
*ARIZONA	L	70	90
*HARDIN-SIMMONS	L	78	85
@Arizona State	L	75	91
@Arizona	L	54	69
@Texas-El Paso	L	62	75
*New Mexico State	L	58	58
*New Mexico	W	57	50
*TEXAS TECH	L	69	74
*WEST TEXAS STATE	W	72	68
SCORING		1540	1676

**1953-54 - 20-7/13-1 New Mexico Conf.\***

WEST TEXAS STATE	L	53	71
@Arizona	L	60	70
WESTERN STATE	W	83	71
WESTERN STATE	W	67	60
SAN DIEGO MARINES	L	62	63
@New Mexico	L	50	63
*New Mexico Military	W	62	60
*Panhandle State (Okla.)	W	60	59
*Western New Mexico	L	49	53
*@New Mexico Military	W	58	45
*@New Mexico Military	W	70	62
GRAND CANYON	W	75	55
*@Western New Mexico	L	57	64
@Western New Mexico	W	70	62
@Adams State (Colo.)	W	81	78
@Adams State (Colo.)	W	74	73
*SANTA FE	W	85	53
*SANTA FE	W	86	62
*@New Mexico Highlands	W	92	71
*@New Mexico Highlands	W	80	78
*PANHANDLE ST. (Okla.)	W	67	38
*PANHANDLE ST. (Okla.)	W	65	58
@Grand Canyon	W	77	52
*EASTERN NEW MEXICO	W	80	60
*EASTERN NEW MEXICO	W	79	67
EASTERN NEW MEXICO	W	89	66
-Rio Grande	L	74	90
SCORING		1905	1716

\*New Mexico Conference Tournament (Las Vegas, N.M.)

INAA District 7 playoff

-NAIA National Tournament (Kansas City, Mo.)

**1954-55 - 19-4/11-1 New Mexico Conf.\***

GRAND CANYON	W	90	46
@Arizona	L	58	68
@Arizona State	W	69	68
@Edwards AFB	W	108	73
@Pepperdine	L	66	72
*NEW MEXICO HIGHLANDS	W	91	63
*PANHANDLE STATE (Okla.)	W	69	62
*WAYLAND BAPTIST (Texas)	W	84	74
*WESTERN NEW MEXICO	W	81	71
ARIZONA STATE	W	82	81
@Adams State (Colo.)	W	85	76
@New Mexico Highlands	W	89	70
*@Santa Fe	W	90	66
*ADAMS STATE (Colo.)	W	76	53
*NEW MEXICO HIGHLANDS	W	111	79
ARIZONA	W	79	72
*PANHANDLE STATE (Okla.)	W	94	64
*Panhandle State (Okla.)	W	79	58
@New Mexico Military	L	65	67
*NEW MEXICO MILITARY	W	91	64
*SANTA			

¶Buena Vista (Iowa)	L	65	91
¶Savannah State (Ga.)	W	95	91
¶Prairie View (Texas)	L	48	86
<b>SCORING</b>		<b>2124</b>	<b>2059</b>

\*San Diego Holiday Tournament  
 ¶NAIA District 7 playoff (Salt Lake City, Utah)  
 ¶NAIA National Tournament (Kansas City, Mo.)

**1962-63 - 11-10, Independent**

ADAMS STATE (Colo.)	W	80	62
WESTERN STATE (Colo.)	W	74	62
@Arizona	L	64	64
@Grand Canyon	W	72	66
@U.S. International	L	50	62
@Occidental (Calif.)	L	74	79
LAVERNE (Calif.)	W	87	54
NEVADA-LAS VEGAS	L	73	85
FORT LEWIS (Colo.)	W	84	63
@Santa Fe	L	71	80
GRAND CANYON	W	90	71
WESTMINISTER (Utah)	W	64	57
WESTERN NEW MEXICO	W	88	73
ARIZONA	L	63	71
U.S. INTERNATIONAL	W	78	64
@Eastern New Mexico	L	64	64
@Westminster (Utah)	L	84	89
@Nevada-Las Vegas	L	79	86
@Western New Mexico	W	90	66
SANTA FE	W	93	71
EASTERN NEW MEXICO	L	70	74
<b>SCORING</b>		<b>1592</b>	<b>1471</b>

**1963-64 - 12-10, Independent**

@Western State	L	75	89
@Adams State	L	97	113
GRAND CANYON	W	87	76
@Arizona	L	57	77
U.S. INTERNATIONAL	W	84	65
SANTA FE	W	82	58
@Santa Fe	W	73	72
@Fort Lewis	W	68	67
@Grand Canyon	W	75	76
SOUTHERN UTAH STATE	W	77	72
WESTMINISTER	W	83	81
WESTERN NEW MEXICO	W	105	100
ARIZONA	L	71	83
@Eastern New Mexico	L	83	89
NEVADA-LAS VEGAS	W	97	84
@Southern Utah State	W	96	(ot) 86
@Westminster	W	100	95
@U.S. International	L	58	95
@Nevada-Las Vegas	L	83	98
FORT LEWIS	W	96	93
EAST NEW MEXICO	L	85	(ot) 86
<b>SCORING</b>		<b>1826</b>	<b>1877</b>

**1964-65 - 12-10, Independent**

WESTERN STATE	W	67	61
ADAMS STATE	L	82	90
@Western New Mexico	L	85	89
@Nevada-Las Vegas	L	60	68
@U.S. International	L	65	66
GREENVILLE (Ill.)	W	96	83
SANTA FE	W	91	72
FORT LEWIS	W	85	63
@Arizona	L	50	81
@Grand Canyon	W	84	67
WESTMINISTER	W	93	86
WESTERN NEW MEXICO	W	108	81
ARIZONA	L	63	75
@Eastern New Mexico	W	83	76
@Southern Utah State	L	99	106
@Westminster	L	90	101
GRAND CANYON	W	90	73
@Fort Lewis	L	72	76
@Santa Fe	L	70	76
SOUTHERN UTAH STATE	W	89	77
EASTERN NEW MEXICO	W	119	103
NEVADA-LAS VEGAS	W	89	75
<b>SCORING</b>		<b>1830</b>	<b>1766</b>

**1965-66 - 13-12, Independent**

ARIZONA	L	69	74
@Montana	L	79	94
@Gonzaga	(ot) 106	106	106
@Idaho	L	109	122
U. of AMERICAS (Mexico)	W	117	71
@Arizona	L	58	68
LONG BEACH STATE	W	106	83
NEVADA-LAS VEGAS	W	103	93
*Point Magu NAS (Calif.)	W	97	97
*UC San Diego	W	60	33
*@U.S. International	W	69	64
GRAND CANYON	W	103	59
WESTMINISTER	W	72	68
@Air Force Academy	L	78	89
WESTERN NEW MEXICO	W	96	93
WEBER STATE	L	113	(4ot) 115
@Eastern New Mexico	W	86	79
WISCONSIN-MILWAUKEE	W	96	86
@Westminster	L	88	103
@Grand Canyon	L	83	84
CAL POLY POMONA	W	93	82
EASTERN NEW MEXICO	W	91	74
@Nevada-Las Vegas	L	70	84
@Weber State	L	88	99
*@Albuquerque	L	70	91
<b>SCORING</b>		<b>2200</b>	<b>2112</b>

\*San Diego Holiday Tournament  
 ¶NAIA Playoff at Albuquerque, N.M.

**1966-67 - 14-12, Independent**

EASTERN MONTANA	W	76	63
SAM HOUSTON STATE	W	90	66
@Western New Mexico	L	103	111
@Nevada-Las Vegas	L	81	85
WEBER STATE	L	78	90
@Arizona	L	67	82
@Portland State	W	108	103
@UC San Diego	W	75	(ot) 73
MACALESTER	W	71	66
@Grand Canyon	W	88	69
WESTMINISTER	W	92	64
SOUTHERN COLORADO	L	82	90
@Eastern New Mexico	L	76	84
ARIZONA	L	75	82
@Weber State	L	75	82
@Westminster	W	82	70
GRAND CANYON	W	93	84
EASTERN NEW MEXICO	W	77	63
PASADENA NAZARENE	W	80	68
@Southern Colorado	L	75	97

@Western State	L	86	88
NEVADA-LAS VEGAS	W	93	70
*@Eastern New Mexico	L	67	69
*@Eastern New Mexico	L	82	81
*@Eastern New Mexico	L	53	62
<b>SCORING</b>		<b>2198</b>	<b>2058</b>

\*NAIA Playoffs at Portales, N.M.

**1967-68 - 13-12, Independent**

@Idaho State	L	85	95
CHICO STATE	W	81	83
@Arizona	L	74	89
U.S. INTERNATIONAL	L	70	77
@Idaho	W	85	57
@Portland	W	85	57
@Eastern Montana	L	85	87
@Wisconsin-Milwaukee	L	86	97
@Eastern Michigan	L	78	83
@Northern Illinois	L	54	58
GRAND CANYON	W	92	60
NEVADA-LAS VEGAS	W	93	81
WESTMINISTER	W	100	92
@Southern Colorado	W	92	91
WESTERN NEW MEXICO	W	88	73
WEBER STATE	L	65	68
ARIZONA	L	68	75
WESTMINISTER	W	117	106
@Nevada-Las Vegas	L	91	117
@Eastern New Mexico	W	57	66
@Grand Canyon	W	89	70
@Western New Mexico	W	92	(ot) 90
SOUTHERN COLORADO	W	82	72
EASTERN NEW MEXICO	W	79	63
@Weber State	L	72	103
<b>SCORING</b>		<b>2084</b>	<b>2037</b>

**1968-69 - 15-9, Independent**

HASTINGS (Neb.)	W	105	77
FORT LEWIS (Colo.)	W	85	68
@Arizona	L	69	86
EASTERN NEW MEXICO	W	63	60
@Fort Lewis (Colo.)	W	83	75
ARIZONA	L	77	76
@UC San Diego	W	80	84
@UC Irvine	L	88	99
CALIFORNIA BAPTIST	W	92	59
IDAHO STATE	W	93	74
EASTERN MICHIGAN	W	94	78
@Eastern New Mexico	L	66	36
@Albuquerque	W	89	87
GRAND CANYON	W	79	60
WESTERN NEW MEXICO	W	96	76
@Nevada-Las Vegas	L	100	121
ALBUQUERQUE	W	85	70
@Southern Colorado	L	73	75
@Portland	L	98	84
@Grand Canyon	L	80	88
WESTERN NEW MEXICO	W	122	67
NEVADA-LAS VEGAS	L	76	87
*@Westminster	L	92	105
<b>SCORING</b>		<b>2157</b>	<b>2011</b>

\*NAIA Playoff at Salt Lake City, Utah

**1969-70 - 17-6, Independent**

@Cal State Los Angeles	L	88	110
@Pepperdine	L	75	89
WESTERN NEW MEXICO	W	102	77
CAL POLY POMONA	W	81	80
WESTERN NEW MEXICO	W	111	89
@Cal Poly Pomona	W	87	78
@Eastern Washington	W	84	80
@Cal Poly Pomona	W	91	76
@Cal State Northridge	W	82	73
@UC Irvine	W	86	84
SOUTHERN COLORADO	W	65	64
GRAND CANYON	W	80	74
@West Texas State	L	66	97
ADAMS STATE (Colo.)	L	74	67
@Arizona	L	76	94
COLORADO MINES	W	101	81
@Eastern New Mexico	L	58	62
PASADENA NAZARENE	W	93	69
CAL STATE STANISLAUS	W	86	68
EASTERN NEW MEXICO	W	83	69
@Grand Canyon	W	69	67
@Southern Colorado	L	85	87
@Adams State (Colo.)	W	93	92
<b>SCORING</b>		<b>2031</b>	<b>1918</b>

-Bronco Invitational at Pomona, Calif.  
 ¶Anteater Classic at Irvine, Calif.

**1970-71 - 6-19/4-10 Big Sky Conference\***

@Southern Colorado	L	83	89
ADAMS STATE (Colo.)	W	93	83
SOUTHERN COLORADO	W	88	84
@Fresno State	L	67	102
@Saint Mary's (Calif.)	L	70	85
@Cal Poly Pomona	L	80	86
@Occidental (Calif.)	L	88	101
@Chapman	L	102	111
*MONTANA STATE	L	76	85
*MONTANA STATE	W	82	72
*WEBER STATE	W	69	90
GRAND CANYON	L	76	84
*@Idaho State	L	90	103
*@Boise State	L	65	82
@Arizona State	L	77	117
*@Weber State	L	50	91
*IDAHO STATE	W	86	91
*BOISE STATE	W	75	65
*@Gonzaga	L	83	111
*@Idaho	L	65	87
*GONZAGA	W	83	77
*IDAHO	L	71	75
*@Montana State	L	86	83
*@Montana	L	92	109
<b>SCORING</b>		<b>1979</b>	<b>2265</b>

**1971-72 - 11-12/7-7 Big Sky Conference\***

SOUTHERN COLORADO	W	88	83
SAN DIEGO STATE	W	91	77
ARIZONA STATE	L	71	96
@Santa Fe	L	68	80
@Southern Colorado	L	63	68
GRAND CANYON	W	73	56
*IDAHO	W	64	74
*GONZAGA	W	88	82
SANTA FE	W	92	60
*WEBER STATE	W	82	74
@Arizona	L	65	70
@Weber State	L	68	86

@Boise State	L	86	92
@Idaho State	L	73	82
*BOISE STATE	W	87	76
*IDAHO STATE	W	69	65
*@Montana	L	67	88
*@Montana State	L	98	104
@Grand Canyon	W	85	70
*MONTANA STATE	W	85	60
*MONTANA STATE	W	86	69
*@Idaho	L	71	69
*@Gonzaga	L	72	88
<b>SCORING</b>		<b>1756</b>	<b>1754</b>

**1972-73 - 6-18/3-9 Big Sky Conference\***

GRAND CANYON	W	64	60
@Southern Colorado	L	75	97
NEBRASKA-OMAHA	W	106	84
SOUTHERN COLORADO	L	80	83
SAN DIEGO STATE	W	79	71
@Arizona State	L	72	104
CAL POLY POMONA	L	79	81
*MONTANA STATE	L	79	83
*MONTANA STATE	L	62	70
@Cal State Bakersfield	L	59	79
@San Diego State	L	55	62
@Cal State Northridge	L	56	78
*WEBER STATE	W	69	63
ARIZONA	L	72	82
@Grand Canyon	L	62	72
*IDAHO STATE	L	57	60
*BOISE STATE	W	62	70
*GONZAGA	L	38	70
*IDAHO	W	86	79
*@Weber State	L	72	93
*@Gonzaga	L	81	99
*@Idaho	L	73	80
*@Montana State	L	60	78
*@Gonzaga	L	86	78
<b>SCORING</b>		<b>1890</b>	<b>2117</b>

**1973-74 - 6-19/3-11 Big Sky Conference\***

@Cal Poly Pomona	W	64	60
@Loyola Marymount	L	63	78
UC RIVERSIDE	L	73	64
ARIZONA STATE	L	60	72
SOUTHERN COLORADO	L	63	70
@Southern Colorado	L	51	69
CAL STATE BAKERSFIELD	W	68	51
@Cal State Fullerton	L	53	64
@Puget Sound	L	62	66
@Portland	L	76	67
*@Idaho	L	58	64
*@Gonzaga	L	57	72
*BOISE STATE	L	65	73
*IDAHO STATE	L	66	85
SAN DIEGO STATE	W	67	66
@Portland	L	73	56
ARIZONA	L	62	80
@Weber State	L	54	66
*@Boise State	L	61	69
*@Idaho State	L	61	88
*@Montana State	L	52	60
*@Gonzaga	L	55	64
*MONTANA STATE	W	78	61
*IDAHO	W	77	70
*GONZAGA	W	63	59
<b>SCORING</b>		<b>1609</b>	<b>1866</b>

**Coach: John Birkett (46-58)**

**1974-75, 10-16/5-9 Big Sky Conference\***

UC RIVERSIDE	W	91	72
SOUTHERN UTAH STATE	W	101	85
*UC Santa Barbara	L	84	93
@UC Irvine	L	94	98
@Southern Utah State	W	82	97
FORT LEWIS (Colo.)	W	85	66
@Cal State Bakersfield	L	79	84
*@Montana State	L	70	74
*@Montana	L	75	106
@Arizona	L	77	78
@Grand Canyon	W	84	84
*WEBER STATE	W	77	76
PORTLAND STATE	W	80	76
@Weber State	W		

*Idaho	L	61	72
*MONTANA	L	56	64
*MONTANA STATE	L	76	81
*NEVADA-RENO	L	87	90
@Weber State	L	57	85
@Idaho State	W	80	(ot) 79
*Idaho	L	65	74
*Boise State	L	78	92
SCORING	L	1728	1831

**Coach: Gene Visscher (16-36)**

<b>1981-82 - 6-20/2-12 Big Sky Conference*</b>			
@Saint Mary's (Calif.)	L	62	75
@Pepperdine	L	67	88
SAN JOSE STATE	W	60	57
@New Mexico	L	50	60
CS FULLERTON	W	72	62
U.S. INTERNATIONAL	L	58	60
SANTA FE	L	58	60
•@Pacific	W	78	71
•Ohio Northern	L	56	(ot) 58
UC SANTA BARBARA	L	70	(ot) 78
SAN DIEGO	L	64	69
*BOISE STATE	L	72	79
*IDaho	L	72	79
@U.S. International	L	56	68
@Nevada-Reno	L	63	(ot) 65
@Idaho State	L	52	57
@Weber State	L	65	66
*MONTANA STATE	W	49	47
*MONTANA	L	65	67
@Idaho	L	60	72
@Boise State	L	52	64
*NEVADA-RENO	L	79	81
*IDAHO STATE	W	70	(ot) 68
*WEBER STATE	L	61	73
@Montana	L	52	65
@Montana State	L	63	70
SCORING	L	1598	1729

\*Casaba Classic (Stockton, Calif.)

<b>1982-83 - 10-16/3-11 Big Sky Conference*</b>			
@CS Fullerton	L	57	97
@San Diego	L	74	(2ot) 76
PACIFIC	W	61	57
@Arizona State	L	66	83
*Fresno State	L	54	58
*Seattle Pacific	W	91	87
SANTA FE	W	88	79
@Arizona	L	63	66
~UC Irvine	W	75	61
~Colorado State	W	60	57
U.S. INTERNATIONAL	W	67	60
GRAND CANYON	W	62	47
*IDAHO STATE	L	55	75
*BOISE STATE	L	58	75
@Nevada-Reno	L	97	109
@Weber State	L	58	80
@Idaho State	L	69	73
@Montana State	L	59	71
@Montana	W	50	54
*IDAHO STATE	W	50	54
*WEBER STATE	L	52	60
@Boise State	L	62	68
@Idaho	L	48	75
*NEVADA-RENO	L	67	75
*MONTANA	W	76	70
*MONTANA STATE	W	60	57
SCORING	L	1688	1787

\*Malibu Classic (Malibu, Calif.)  
~KOA Classic (Billings, Mont.)

**Coach: Jay Arnote (70-72)**

<b>1983-84, 13-15/5-9 Big Sky Conference*</b>			
@Arizona	L	65	72
MANKATO STATE (Minn.)	W	85	73
SAN DIEGO	W	70	63
ARIZONA STATE	W	71	70
@Northern Colorado	W	81	71
@Colorado State	L	60	91
•Lamar	L	61	91
•Georgia Southern	W	81	75
•@Wyoming	L	55	65
~Wisconsin-Green Bay	W	59	50
WEST MONT. (Calif.)	W	58	74
PEPPERDINE	W	61	54
@Idaho State	L	65	82
@Weber State	L	54	66
*MONTANA STATE	L	59	57
*MONTANA	L	54	59
@Idaho	L	61	69
@Boise State	W	71	69
*NEVADA-RENO	L	67	69
*WEBER STATE	L	63	73
*IDAHO STATE	L	82	73
@Montana	L	58	69
@Montana State	W	70	49
*BOISE STATE	W	70	69
*IDAHO	L	78	86
GRAND CANYON	W	73	57
@Nevada-Reno	L	65	85
@Montana	L	54	69
SCORING	L	1760	1837

\*Executive Invitational (Evanston, Ill.)  
~Cnebby Shootout (Laramie, Wyo.)  
Big Sky Tournament (Missoula, Mont.)

<b>1984-85 - 17-12/8-6 Big Sky Conference*</b>			
ADAMS STATE (Colo.)	W	110	82
*Jacksonville	W	65	64
•@New Mexico	W	64	56
GRAND CANYON	W	60	44
ARIZONA	L	61	82
EASTERN WASHINGTON	W	83	68
@Arizona State	L	61	67
WESTERN STATE (Colo.)	W	103	69
~Washington State	L	61	(ot) 63
~Illinois-Chicago	L	63	54
@Eastern Washington	W	83	70
@Pepperdine	L	65	82
@San Diego	L	53	54
*WEBER STATE	W	75	65
*WEBER STATE	W	75	65
@Montana State	L	62	58
@Montana	L	69	76
*IDAHO	W	85	71
*BOISE STATE	W	69	63
@Nevada-Reno	L	59	72
@Weber State	L	75	87
@Idaho State	L	65	88
*MONTANA	W	76	72
*MONTANA STATE	W	69	66
@Boise State	L	55	72
@Idaho	W	80	75

*NEVADA-RENO	L	66	77
Montana State	W	69	62
Idaho State	L	86	89
SCORING	L	2124	1874

\*Albuquerque Tribune Classic (Albuquerque, N.M.)  
KOA Classic (Billings, Mont.)  
Big Sky Tournament (Boise, Idaho)

**1985-86 - 19-10/9-5 Big Sky Conference\***

<b>BIG SKY CHAMPIONS</b>			
@Air Force	W	68	61
@Eastern Washington	L	70	73
SOUTHERN CALIF. COLL.	W	75	63
OREGON	W	66	62
@Arizona	L	57	66
ARIZONA STATE	W	77	67
SANTA FE	L	51	58
COLORADO STATE	L	63	56
@Santa Clara	L	61	72
~Lamar	W	75	53
METRO STATE (Colo.)	W	73	56
FORT LEWIS (Colo.)	W	85	77
*MONTANA STATE	W	82	61
*MONTANA	L	72	67
EASTERN WASHINGTON	W	66	62
*NEVADA-RENO	W	84	75
@Idaho State	L	72	78
@Weber State	W	65	57
*BOISE STATE	W	78	42
*IDAHO	L	(ot) 72	40
@Montana	L	65	67
@Montana State	L	77	82
@Nevada-Reno	L	62	76
*WEBER STATE	W	68	64
*IDAHO STATE	W	70	57
@Idaho	W	82	58
*Boise State	L	52	65
Montana State	L	74	80
LOUISIANA TECH	L	61	67
SCORING	L	2146	1988

~Cable Car Classic (Santa Clara, Calif.)  
Big Sky Tournament (Reno, Nev.)  
NIT First Round (Flagstaff)

**1986-87 - 11-17/5-9 Big Sky Conference\***

@Brooklyn College	W	73	58
@Central Connecticut State	L	57	71
@Maryland-Baltimore Co.	W	66	67
AIR FORCE	W	86	(ot) 77
ARIZONA	L	69	76
U.S. INTERNATIONAL	L	95	88
FORT LEWIS	L	72	79
@Arizona State	L	54	76
@Wichita State	L	49	68
ONTARIO (Neb.)	L	90	81
BROOKLYN COLLEGE	W	86	62
OLIVET NAZARENE	W	86	55
*MONTANA STATE	L	62	81
*MONTANA	L	61	73
@Nevada-Reno	L	77	80
*IDAHO STATE	L	55	58
*WEBER STATE	L	67	65
*Boise State	L	45	67
@Idaho	L	57	61
*MONTANA	L	61	66
*MONTANA STATE	W	90	82
@Louisiana State	L	58	70
*NEVADA-RENO	L	57	87
@Weber State	L	79	88
@Idaho State	L	71	62
*IDAHO	W	76	62
*BOISE STATE	L	81	(ot) 83
*NEVADA-RENO	L	80	82
SCORING	L	1981	2018

Big Sky Tournament (Flagstaff)

**1987-88 - 10-18/7-9 Big Sky Conference\***

~Fresno State	L	49	66
~San Diego State	L	73	79
ARIZONA STATE	L	75	79
BIOLA (Calif.)	L	63	88
@Arizona	L	59	77
GRAND CANYON	W	84	81
TEXAS WESLEYAN	W	80	55
Oregon	L	48	74
@Portland	L	68	78
Northwestern	L	74	(ot) 79
Central Connecticut State	W	72	70
@Idaho	L	55	64
*@Eastern Washington	W	79	68
*MONTANA STATE	L	56	58
*MONTANA	L	53	63
*Boise State	L	48	70
@Weber State	L	65	80
*BOISE STATE	W	66	64
*NEVADA-RENO	L	74	77
@Montana State	L	72	83
@Montana	W	75	68
EASTERN WASHINGTON	W	72	64
*IDAHO	W	72	61
@Nevada-Reno	L	75	77
@Idaho State	L	73	97
*WEBER STATE	W	87	74
*MONTANA	L	95	74
SCORING	L	1934	2037

~Sun Met Classic (Fresno, Calif.)  
Far West Classic (Portland, Ore.)  
Game played in Tuba City, Ariz.

**Coach: Pat Rafferty (10-41)**

**1988-89 - 2-25/1-15 Big Sky Conference\***

Maryland-Baltimore County	L	47	61
@Pepperdine	L	61	96
@Southern Utah State	L	60	80
•Southeastern Louisiana	W	60	48
•Southwest Missouri State	L	48	63
@Kansas	L	59	109
@Texas Christian	L	50	64
@Texas-Arlington	L	72	88
@Colorado	L	59	82
@Southern Utah State	L	50	80
*WEBER STATE	L	50	62
*IDAHO STATE	W	53	51
@Idaho	L	51	91
@Eastern Washington	L	73	86
*MONTANA STATE	L	78	86
*MONTANA	L	67	80
*BOISE STATE	L	53	72
@Arizona State	L	70	82
@Weber State	L	71	96
@Boise State	L	49	69

*IDAHO	L	58	72
*EASTERN WASHINGTON	L	66	71
@Idaho State	L	74	84
@Nevada-Reno	L	70	109
*NEVADA	L	72	79
@Montana State	L	42	67
@Montana	L	53	90
SCORING	L	1628	2110

\*Mazzio's Pizza Classic (Springfield, Mo.)

**1989-90 - 8-20/3-13 Big Sky Conference\***

•Baptist	W	53	64
@Hawaii-Hilo	W	74	65
LAVERNE	W	61	51
COLORADO	L	54	70
@Arizona	L	37	84
MESA STATE	W	92	89
ARIZONA STATE	L	47	64
TEXAS-ARLINGTON	W	65	50
@Texas Southern	L	79	94
@Southern California	L	72	99
*MONTANA	L	67	68
*MONTANA STATE	W	76	73
@Idaho State	L	76	88
@Weber State	L	45	62
*@Eastern Washington	L	59	80
@Idaho	L	59	84
TEXAS SOUTHERN	L	67	70
*BOISE STATE	W	68	61
*Texas Christian	L	69	85
*NEVADA	L	66	85
*IDAHO STATE	L	72	74
*WEBER STATE	W	67	58
@Montana State	L	88	(ot) 90
@Montana	L	66	87
*IDAHO	L	62	64
EASTERN WASHINGTON	L	52	70
*Boise State	L	39	67
@Nevada	L	66	100
SCORING	L	1818	2104

\*Hawaii-Hilo Tournament (Hilo, Hawaii)

**Coach: Harold Merritt (34-76)**

**1990-91 - 4-23/1-15 Big Sky Conference\***

KANSAS	L	57	84
@Arizona State	L	77	118
@Cal State Northridge	L	90	109
ARIZONA	L	64	100
FORT LEWIS (Colo.)	W	84	74
GEORGIA STATE	W	84	74
TEXAS CHRISTIAN	L	51	70
@Georgia State	L	76	92
•Wyoming	L	87	103
•Holy Cross	L	77	96
@Eastern Washington	L	74	91
*MONTANA	L	61	90
*MONTANA STATE	L	74	81
@Idaho State	L	87	112
@Boise State	L	75	93
CAL STATE NORTHBRIDGE	W	77	64
*IDAHO STATE	L	74	89
*NEVADA	W	71	66
@Montana State	L	76	83
@Montana	L	68	89
*IDAHO	L	67	82
*EASTERN WASHINGTON	L	79	95
*WEBER STATE	L	77	99
*BOISE STATE	L	61	73
@Nevada	L	70	95
@Weber State	L	69	119
SCORING	L	1984	2418

\*Wyoming Shootout (Casper, Wyo.)

**1991-92 - 7-20/3-13 Big Sky Conference\***

MAINE	L	74	(ot) 80
@Cal State Sacramento	W	86	80
@Cal State Northridge	W	74	71
BEMIDJII STATE	W	79	64
@Saint Mary's	L	50	52
@Saner St.	L	81	127
@Colorado	L	66	90
@Louisiana State	L	86	159
*BOISE STATE	W	64	59
*IDAHO	L	(ot) 84	104
@Idaho State	L	82	101
@Weber State	L	61	96
*EASTERN WASHINGTON	W	80	71
CS SACRAMENTO	W	71	68
CS NORTHBRIDGE	W	81	(ot) 78
*NEVADA	L	60	64
*MONTANA	L	59	73
*MONTANA ST.	W	81	78
@Eastern Washington	L	64	81
@Idaho	L	84	96
*Boise State	L	77	82
*WEBER STATE	L	75	95
*IDAHO STATE	L	73	

**1997-98 - 21-8/13-3, Big Sky Conference\***

**BIG SKY CHAMPIONS**

SONOMA STATE	W	89	67
@Stephen F. Austin	L	70	72
@UT-Pan American	W	62	57
SAN DIEGO	L	68	73
@Arizona State (FSNA)	L	67	87
UT-PAN AMERICAN	W	105	58
WESTERN OREGON	W	91	63
@UCLA (FSN)	L	68	90
UC-IRVINE	W	88	56
@San Jose State	W	77	64
@Eastern Washington	W	83	48
@Portland State	W	86	60
*MONTANA	W	73	60
*MONTANA STATE	W	76	72
@Idaho State	W	87	60
*Weber State	L	75	83
*IDAHO STATE	W	87	61
*CS NORTHTRIDGE	W	86	(ot) 85
@Montana State	W	102	(ot) 87
@Montana	L	66	73
*PORTLAND STATE	W	87	54
*EASTERN WASHINGTON	W	94	79
*CS SACRAMENTO	W	86	49
*WEBER STATE	W	79	(ot) 79
@CS Northridge	W	64	64
@CS Sacramento	W	92	52
*CS NORTHTRIDGE	W	86	79
#MONTANA STATE (ESPN)	W	77	50
(Cincinnati) (CBS)	L	62	65

**SCORING** 2326 1954  
 \*Big Sky Tournament (Flagstaff)  
 !NCAA Tournament (Boise)

**1998-99 - 21-8/12-4, Big Sky Conference\***

@Florida International	L	65	75
@Arizona State	W	76	60
FLORIDA INTERNATIONAL	W	77	57
STEPHEN F. AUSTIN	W	99	59
ST. MARTIN'S	W	94	54
@San Diego	L	65	71
@UC Irvine	L	54	68
Colorado College	W	72	56
vs. St. Bonaventure	W	71	70
vs. Eastern Illinois	W	78	74
ELON	W	99	65
*CS NORTHTRIDGE	W	96	(ot) 79
*CS SACRAMENTO	W	75	60
*EASTERN WASHINGTON	W	80	76
*PORTLAND STATE	W	82	57
@Montana	W	82	69
@Montana State	W	74	73
*IDAHO STATE	W	101	69
*WEBER STATE	L	88	(ot) 92
@Idaho State	W	69	61
@Cal State Northridge	L	74	76
*MONTANA STATE	W	82	67
*MONTANA	W	74	83
@Portland State	L	76	77
@Eastern Washington	W	67	65
@Cal State Sacramento	W	71	61
@Weber State	L	57	77
&vs. Portland State	W	73	56
&vs. Weber State (ESPN2)	W	73	87

**SCORING** 2238 1935  
 !Hon-dah Classic played at Whittier, Ariz.  
 @Big Sky Conference Tournament (Ogden, Utah)  
 @Hawaii-Nike Festival (Honolulu, Hawaii)

**Coach: Mike Adras (158-136)**

**1999-00 - 20-11/11-5, Big Sky Conference\***

**BIG SKY TOURNAMENT CHAMPION**

BOISE STATE	W	60	53
@Cal Poly	W	76	72
SAN JOSE STATE	L	46	52
UTAH STATE	L	64	52
@Fresno State	L	68	74
@Utah State	L	58	80
@Boise State	L	48	58
CAL POLY	W	97	68
@Oregon	L	51	91
SOUTHERN OREGON	W	115	63
JAMESTOWN (N.D.)	W	74	67
*@Cal State Sacramento	L	62	65
*@Cal State Northridge	L	66	69
*@Eastern Washington	L	65	74
*@Portland State	L	75	101
*MONTANA	W	72	82
*MONTANA STATE	W	89	80
@Idaho State	W	67	50
*Weber State	W	76	66
*IDAHO STATE	W	82	68
*CAL STATE NORTHTRIDGE	W	83	73
@Montana State	W	86	59
*MONTANA	W	89	57
*PORTLAND STATE	W	71	57
*EASTERN WASHINGTON	W	76	68
*CAL STATE SACRAMENTO	W	88	65
*WEBER STATE	L	73	84
*vs. Eastern Washington	W	77	77
*vs. CS Northridge (ESPN2)	W	85	(ot) 81
!vs. St. John's (CBS)	L	56	61

**SCORING** 2,280 2,134  
 \*Big Sky Conference Tournament (Missoula, Mont.)  
 !NCAA Tournament (Tucson, Ariz.)

**2000-01 - 15-14/8-8, Big Sky Conference\***

@UNLV	L	60	81
CASCADE COLLEGE	W	91	73
COLGATE	W	89	78
@Air Force	W	63	58
@Cal Poly	L	97	(ot) 99
*vs. Alabama A&M	L	35	57
*vs. Duquesne	L	62	65
OREGON	L	70	(ot) 72
LIPSCOMB	W	80	77
PATTEN COLLEGE	W	77	46
*@CS Fullerton	W	79	69
*Sacramento State	W	65	85
*@Weber State	L	76	75
*CS NORTHTRIDGE	W	76	79
*SACRAMENTO ST.	W	66	53
*EASTERN WASHINGTON	L	65	72
*PORTLAND STATE	L	90	88
@Montana	L	79	84
@Montana State	L	93	84
*IDAHO STATE	L	63	70
*WEBER STATE	W	76	68
@Idaho State	W	87	(ot) 84
*@CS Northridge	L	72	78
*MONTANA STATE	W	87	74
*MONTANA	W	77	66
*@Portland State	L	64	68
*@Eastern Washington	L	66	74

**vs. Montana State** W 65 62  
**vs. East. Washington (FSN)** L 53 58

**SCORING** 2,109 2,023  
 @Boilermaker Invitational (West Lafayette, Ind.)  
 # Big Sky Tournament (Northridge, Calif.)

**2001-02 - 14-14/7-7, Big Sky Conference\***

CAL POLY	W	75	57
@Pittsburgh	L	47	58
@Colgate	W	78	(2ot) 77
@Northeastern	W	70	67
N. MEXICO HIGHLANDS	W	91	64
at Lipscomb	W	67	52
@New Mexico	L	57	70
@Tennessee-Martin	L	51	86
@Oregon	L	51	86
@Boise State	L	44	55
MONTANA TECH	W	64	46
CAL STATE FULLERTON	W	80	68
AIR FORCE	L	56	57
@New Mexico	L	57	70
*@Weber State	L	66	78
@Idaho State	L	64	77
*@Sacramento State	L	63	81
*MONTANA	W	77	64
*MONTANA STATE	L	48	50
*@Eastern Washington	W	70	63
*@Portland State	W	77	60
*IDAHO STATE	W	77	(ot) 76
*WEBER STATE	W	85	79
*SACRAMENTO STATE	W	90	70
@Montana State	L	59	62
@Montana	L	63	70
*PORTLAND STATE	W	79	88
*EASTERN WASHINGTON	W	80	75
vs. Montana	L	64	82

**SCORING** 1,893 1,895  
 \*Big Sky Tournament (Bozeman, Mont.)

**2002-03 - 15-13/6-8, Big Sky Conference\***

High Point	L	65	70
St. Peter's	W	99	(ot) 93
@Arizona (FSNA)	L	101	66
UC SANTA CRUZ	W	100	76
NORTHEASTERN	W	71	56
WESTERN STATE	W	74	69
@Southern Utah	W	73	56
@UCLA	W	67	63
TENNESSEE MARTIN	W	92	76
@Portland	L	61	63
MARIST	W	68	65
SOUTHERN UTAH	W	85	66
@New Mexico	L	57	89
*SACRAMENTO STATE	L	81	(ot) 85
*@Eastern Washington	L	53	76
*@Portland State	L	60	73
*WEBER STATE	L	61	64
*IDAHO STATE	W	65	66
@Montana	L	80	(ot) 83
@Montana State	L	80	66
*@Sacramento State	W	63	45
*PORTLAND STATE	W	75	64
*EASTERN WASHINGTON	L	75	78
@Idaho State	L	76	90
@Weber State	L	64	72
*MONTANA STATE	W	81	71
*MONTANA	W	69	59
*Idaho State	L	74	85

**SCORING** 2,038 2,010  
 \*Big Sky Tournament (Pocatello, Idaho)

**2003-04 - 15-14/7-7, Big Sky Conference\***

CAL STATE FULLERTON	W	77	60
@Arizona (FSNA)	L	73	107
SAN JOSE CHRISTIAN	W	105	46
@Wichita State	L	51	68
@Oral Roberts	W	70	80
@Cal State Fullerton	L	67	82
WESTERN NEW MEXICO	W	91	65
@UC Riverside	L	69	(ot) 72
@UNLV	W	74	73
USD	W	91	81
@Marist College	L	58	67
@Quinnipiac	W	79	70
PORTLAND	W	81	73
*@Sacramento State	W	80	73
*EASTERN WASHINGTON	L	57	63
*PORTLAND STATE	L	65	71
@Weber State	W	73	67
@Idaho State	W	92	86
*MONTANA	W	83	67
*MONTANA STATE	W	63	57
*SACRAMENTO STATE	L	97	110
@Portland State	L	78	85
@Eastern Washington	L	81	92
*IDAHO STATE	W	85	72
*WEBER STATE	L	70	73
@Montana State	L	62	67
@Montana	W	80	(ot) 78
*Idaho State	W	91	72
*Eastern Washington (ESPN2)	L	59	79

**SCORING** 2,202 2,150  
 \*Big Sky Tournament (Cheney, Wash.)

**2004-05 - 11-17/4-10, Big Sky Conference\***

vs. Iona	L	67	77
vs. Alcorn St.	W	70	61
UC RIVERSIDE	W	78	60
ORAL ROBERTS	L	69	70
@New Mexico	L	70	81
LEWIS & CLARK	W	93	81
@UC Davis	W	69	64
@Texas Tech (TTTN)	L	65	81
WILLAMETTE	W	96	57
@San Diego (Cox)	W	56	55
QUINNIPAC	W	102	83
%Loyola Marymount	L	64	69
%South Carolina State	L	85	75
*@Eastern Washington	L	61	65
*@Portland State	L	78	91
*WEBER STATE	W	86	78
*IDAHO STATE	W	86	68
*@Montana	L	79	83
*@Montana State (KAZ)	L	68	88
*@Sacramento State	L	88	92
*PORTLAND STATE	L	81	84
*E. WASHINGTON	W	77	86
@Idaho State	L	75	86
*@Weber State	L	73	94
*MONTANA STATE	W	84	61
@Tulsa	L	64	79
*SACRAMENTO ST.	L	86	87
*MONTANA	L	69	72

**SCORING** 2,139 2,114  
 # Guardians Classic (Omaha, Neb.)  
 % Gossner Foods Classic (Logan, Utah)  
 +ESPN BracketBuster  
 \* Big Sky Conference Game

**2005-06 - 21-11/12-3, Big Sky Conference\***

**BIG SKY CHAMPIONS**

#Air Force	L	49	62
#UT-Arlington	L	59	68
#Morgan State	W	71	51
UC Davis	W	78	50
CAL MARITIME ACAD.	W	97	48
@Arizona State	L	63	78
@Northern Colorado	L	88	78
TULSA	L	58	64
@No. 24 Arizona (FSNA)	L	66	75
NORTHERN COLORADO	W	63	52
vs. San Francisco	W	70	76
@Arizona State	L	55	77
PACIFIC LUTHERAN	L	96	59
JOHNSON & WALES	W	100	52
*EASTERN WASHINGTON	W	105	95
*PORTLAND STATE	W	86	77
@Weber State	W	88	82
@Idaho State	W	85	81
*MONTANA	W	83	80
*MONTANA STATE	W	78	72
*SACRAMENTO STATE	W	89	83
@Portland State	W	65	63
@Eastern Washington	L	61	73
*IDAHO STATE	W	88	82
*WEBER STATE	W	77	67
@Montana State	W	82	73
+@W. Kentucky (ESPN)	L	58	79
*@Sacramento State	W	92	72
@Montana (TV)	L	83	96
*SACRAMENTO STATE	W	98	83
*MONTANA (ESPN2)	L	60	73
\$Delaware State	L	53	58
# Black Coaches Association Classic (Seattle, Wash.)	L	53	58

**SCORING** 2,139 2,114  
 \* Big Sky Conference Game  
 +ESPN BracketBuster  
 ^ Big Sky Conference Tournament (Flagstaff, Ariz.)  
 \$ National Invitational Tournament (Flagstaff, Ariz.)

**2006-07 - 18-12/11-5, Big Sky Conference\***

**BIG SKY CHAMPIONS**

@Kansas (Jay. Network)	L	57	91
@Arizona State	W	75	71
@Arizona (FSNA)	L	79	70
MIS-SOURI-NORTHERN	W	85	62
Miss. Valley St.	W	104	77
@San Francisco	L	73	82
vs. UNLV	L	53	93
SAN FRANCISCO	W	84	62
HASKELL	W	106	72
@Denver	L	80	99
@Cal Poly	L	60	82
*SACRAMENTO ST.	L	96	82
*WEBER STATE	L	73	81
*PORTLAND ST.	W	85	78
*E. WASHINGTON	W	109	101
@No. Colorado	W	86	88
@San St.	W	94	77
*@Eastern Wash.	W	90	81
*@Portland State	L	78	83
*Montana	L	71	74
*Montana State	W	86	76
@Idaho St. (ZOT)	W	102	98
@Weber State	L	79	89
*Idaho State	W	73	63
*San Jose State	W	78	67
*@Montana	W	88	81
*@Montana St. (OT)	W	92	84
*N. Colorado	W	89	77
*Montana	W	78	87
@Weber State(ESPN2)	L	80	88

**SCORING** 2,139 2,114  
 \* Big Sky Conference Game  
 +ESPN BracketBuster  
 ^ Big Sky Conference Tournament (Ogden, Utah.)

**2007-08 - 21-11/11-5, Big Sky Conference\***

IADAMS STATE (FSNA)	W	78	65
!@#17 Arizona (FSNA)	L	69	76
!MISSOURI-KC (FSNA)	W	77	62
@Mississippi Valley St.	W	65	56
@#4 Kansas	L	46	87
!PEPPERDINE (FSNA)	L	87	87
@%W. Kentucky (FSNA)	W	64	(ot) 93
UNLV (FSNA)	L	74	83
CAL POLY (FSNA)	W	85	51
@San Jose State	W	62	57
HASKELL	W	105	72
*vs. Furman			

# NCAA TOURNAMENT HISTORY

## Cincinnati 65, NAU 62 NCAA Tournament – First Round March 12, 1998 -- Boise, Idaho

BOISE, Idaho - In its first appearance in the NCAA Tournament in school history, No. 15 seed Northern Arizona battled No. 2 Cincinnati before falling short in the upset bid 65-62 on a three-point basket by D’Juan Baker with four seconds remaining that sealed the Bearcat victory.

Ross Land and Casey Frank led the Lumberjacks with 13 points apiece. Bobby Brannen led Cincinnati with 24 points.

NAU jumped out to the early lead on the Bearcats, leading by as many as six points in the first half. But, the Bearcats would not go away without a fight, tying the game late in the half at 22. The Lumberjacks then went on a 9-4 run over the final four minutes to take a 31-26 lead into the locker room. The Lumberjacks shot 13-for-16 in the opening 20 minutes, while Cincinnati was just 7-for-29 from the field.

The NAU lead would last for only the first four minutes of the second stanza when a jumper by Baker gave the Bearcats their first lead in the second half at 38-37. Both teams exchanged baskets as the lead changed hands three more times in the second half. NAU finally went ahead again by six points with 9:25 left in the game on back-to-back buckets by Casey Frank. The Bearcats erased the lead with a 10-4 run aided by six points from Brannen and eventually regained the lead by four with under a minute to play.

Frank then pulled NAU within two on a dunk off an assist from Land with 27 seconds remaining in the game. After Brannen connected on just one of two free throws, Michael McNair drilled a 30-foot three-pointer to tie the game with 17 seconds remaining, setting the stage for Baker's final shot.



Casey Frank scored 13 points against Cincinnati.

## St. John's 61, NAU 56 NCAA Tournament – First Round March 16, 2000 -- Tucson, Arizona

TUCSON, Ariz. - It was the classic case of “David vs. Goliath,” with the 15th-seeded Lumberjacks playing the part of David and the 2nd-seeded St. John’s Red Storm playing the role of Goliath. The Lumberjacks had been written off by most people, marking the Red Storm down as having a date in the Final Four.

Throughout the first 10 minutes of the game NAU hung around, falling no further than six points behind the highly-favored Red Storm. Senior Andrew Wolthers gave the 13,000-plus fans in attendance something to cheer about when he drained a 15-footer to give NAU a two-point lead with just over seven minutes left in the half. It was a back-and-forth battle for the rest of the half but St. John’s clung to a three-point advantage at the intermission. St. John’s held the lead throughout the second half and with 10:04 left it looked like the Lumberjacks’ opportunity for the upset had passed them by. The Red Storm were in control of the game leading by nine when NAU mounted one final charge. Senior Ross Land and sophomore Adam Lopez hit consecutive three-pointers, knocking the St. John’s lead down to three. The Lumberjacks pulled even when senior Billy Hix hit a layup with 1:24 left in the game. The Red Storm regained the two-point advantage and with 30 seconds left on the clock, then junior Cory Schwab turned the McKale Center into sheer bedlam when he drained a three-pointer to give NAU a one-point lead. It was the Lumberjacks first lead since the 2:21 mark of the first half. But something happened on the way to one of the most memorable upsets in NCAA Championship history; Cinderella turned her back on NAU, ending the Lumberjacks’ tournament run. St. John’s survived the scare, 61-56.




Adam Lopez had seven assists against St. John's in 2000.

		Cincinnati 65, Northern Arizona 62												
Northern Arizona	min	fga	3fga	fta	rb	at	to	bk	st	pf	pt			
Andrew Mavis	33	2-7	2-6	2-2	4	1	0	1	1	1	1	8		
Billy Hix	33	2-4	0-1	0-0	5	2	2	0	0	2	4			
Casey Frank	27	5-8	0-0	3-4	5	0	4	2	0	5	13			
Kawika Akina	30	3-10	0-3	0-0	1	5	2	0	7	3	6			
Ross Land	26	5-10	3-8	0-0	1	1	1	1	1	2	13			
Rod Hutchings	10	1-3	0-0	0-0	1	2	2	0	0	2	2			
Michael McNair	11	2-9	2-5	0-0	2	1	1	0	1	2	6			
Brendan Polyblank	18	2-2	1-1	1-2	4	0	1	0	0	1	6			
Dan McClintock	12	1-1	0-0	2-2	3	0	0	0	0	4	4			
Team					1									
Totals	200	23-54	8-24	8-10	27	12	13	4	10	22	62			
		.426	.333	.800										
Cincinnati	min	fga	3fga	fta	rb	at	to	bk	st	pf	pt			
Martin	30	4-9	0-0	1-2	15	0	2	2	2	3	9			
Baker	32	5-15	3-9	0-0	1	1	3	0	1	2	13			
Horton	19	1-2	0-0	2-4	0	3	1	0	2	0	4			
Patterson	24	3-10	1-2	4-7	6	0	2	1	0	1	11			
Brannen	39	8-14	0-0	8-12	12	2	2	0	1	2	24			
Levett	26	2-7	0-2	0-0	2	1	4	0	1	3	4			
Fletcher	10	0-0	0-0	0-0	4	0	0	0	0	2	0			
Myrick	16	0-1	0-0	0-1	0	1	0	0	0	1	0			
Petrus	4	0-0	0-0	0-0	1	0	0	0	1	0	0			
Team					1									
Totals	200	23-58	4-13	15-26	42	8	14	3	10	14	65			
		.397	.308	.577										
Halftime: Northern Arizona 31, Cincinnati 26. Technicals: none. Officials: Edward Corbett, Steve Gordon, Stanley Rote. Att: 12,154.														



		St. John's 61, Northern Arizona 56											
Northern Arizona	min	fga	3fga	fta	rb	at	to	bk	st	pf	pt		
Cory Schwab	37	3-10	1-6	0-0	1	1	3	0	0	1	7		
Billy Hix	36	6-7	1-2	1-3	12	1	3	0	0	2	14		
Dan McClintock	34	9-17	0-0	0-1	8	4	0	0	1	3	18		
Adam Lopez	33	1-5	1-4	0-0	1	7	1	0	0	3	3		
Ross Land	39	3-10	3-9	0-0	4	5	3	0	0	1	9		
Matthew Gebhardt	3	0-2	0-1	0-0	1	0	0	0	0	1	0		
Ryan McDade	7	0-1	0-0	0-0	2	0	0	0	0	2	0		
Commander King	7	1-1	1-1	0-0	1	0	0	0	0	0	3		
Andrew Wolthers	2	1-1	0-0	0-0	0	0	0	0	0	0	2		
Casey Grundman	2	0-0	0-0	0-0	1	0	0	0	0	0	0		
Team					1								
Totals	200	24-54	7-23	1-4	32	18	11	0	1	13	56		
		.444	.304	.250									
St. John's	min	fga	3fga	fta	rb	at	to	bk	st	pf	pt		
Lavor Postell	33	5-11	1-3	1-1	7	0	2	0	0	2	12		
Reggie Jessie	31	4-7	1-2	0-0	1	3	0	0	1	2	9		
Anthony Glover	29	4-5	0-0	2-3	5	0	2	0	1	0	10		
Erick Barkley	38	2-12	1-6	3-4	2	6	0	0	3	0	8		
Bootsy Thornton	39	10-16	0-2	0-0	7	3	1	0	1	1	20		
Chudney Gray	19	1-2	0-0	0-1	4	2	1	0	0	1	2		
Donald Emanuel	11	0-1	0-0	0-0	2	1	0	0	0	4	0		
Team					0								
Totals	200	26-54	3-13	6-9	28	15	6	0	6	10	61		
		.481	.231	.667									
Halftime: St. John's 28, Northern Arizona 25. Technicals: none. Officials: Doug Shows, Steve Gordon, Sid Rodeheffer. Att: 13,624.													


# PROFESSIONAL BASKETBALL




Casey Frank  
New Zealand



Ross Land  
France




Andrew Mavis  
England




Dan McClintock  
Ukraine



Ryan McDade  
Spain



Mike McNair  
Austria




Cory Schwab  
Australia



Kyle Feuerbach  
Germany



Kelly Golob  
Germany



Ruben Boykin, Jr.  
Poland, Italy



Stephen Sir  
Mexico



Kyle Landry  
Czech Republic



Josh Wilson  
Hungary

## Current Professional Basketball Players

### **Ruben Boykin, Jr.**

Gipsar Stal Ostrow Wielkopolski (Poland), 2007-08  
Aurora Basket Jesi (Italy), 2008-09  
Fileni BPA Jesa (Italy-Lega2), 2009-10  
Assigeco Banca Popolare di Lod (Italy), 2010-11  
Vap Kolossos Rodou (Greece), 2011-12

### **Zarko Comagic**

Intermache Zastal Zielona Gora (Poland), 2010-11  
PBG Basket Poznan (Poland), 2011-12

### **Casey Frank**

Gold Coast Blaze (Australia), 2008-10  
Wellington Saints (New Zealand), 2010  
New Zealand (World Championships), 2010  
Wellington Saints (New Zealand), 2011

### **Joakim Kjellbom**

Norrkoping (Sweden), 2008-09  
National Team (Sweden), 2009  
Norrkoping Dolphins (Sweden), 2010-11  
BC Armia Tbilisi (Georgia), 2011-12

### **Kristian Kuhn**

TV 1862 Lange (Germany), 2008-09  
Erdgas Ehingen (Germany), 2010-11  
Cuxhaven Bascats (Germany), 2010-11

### **Kyle Landry**

ISS Sportino Inowroclaw (Poland), 2008-09  
Dexia Mons-Hainaut (Belgium), 2009  
Canadian National Team (FIBA Americas), 2009  
BK Prostějov (Czech Republic-NBL), 2009-10  
BK Prostějov (Czech Republic-NBL), 2010-11  
Triumph Lyubertsy (Russia), 2011-12

### **Dan McClintock**

2000 NBA Draft Second Round - Denver Nuggets  
BCM Gravelines Dunkerque Grand Littoral (France), 2008-09  
MBC Nykolaev (Ukraine), 2009-10  
Azovmash Mariupol (Ukraine), 2010-11  
MBC Mykolaiv (Ukraine), 2011-12

### **Ryan McDade**

Rockhampton Rockets (Australia), 2008-09  
Boras Basket (Sweden), 2009  
KTP Basket Kotka (Finland), 2009-10  
CB Promobys Hoteles Tijola (Spain), 2010-11  
Nilan Bisons Loimaa (Finland), 2011-12

### **Julian Olubuyi**

Barsy Atyyrau (Kazakhstan-D1), 2011-12

### **Michael Seckold**

Sydney (Australia), 2009  
Sydney Coty Comets (Australia), 2010-11

### **Stephen Sir**


Sdent BBC Nyon (Switzerland), 2008-09  
Ehingen Steeples (Germany-Pro B), 2009-10  
Edmonton Energy (IBL), 2010  
Algodoneros de la Comarca (Mexico), 2010  
Huracanes de Tampico (Mexico), 2011

### **Josh Wilson**

Ehingen Steeples (Germany-Pro B), 2009-10  
Kaposvari KK (Hungary), 2010-11  
Kaposvari KK (Hungary), 2011-12

## National Basketball Association Draft

<u>Year</u>	<u>Player</u>	<u>Team</u>	<u>Round</u>	<u>Pick</u>
1969	Jim Plump	Phoenix Suns	20th	
1970	Dan Debernardi	Chicago	13th	
1970	Don Rather	Baltimore/Atlanta	16th	
1976	Tom DeBerry	Phoenix Suns	8th	133
1980	Mark Stevens	Phoenix Suns	5th	111
2000	Dan McClintock	Denver Nuggets	2nd	53



"It took my breath away. It was exciting to hear my name called. I am just happy I got drafted and I am going to make the best of it. I came here to NAU to get my education. That was my main goal and I achieved that goal. This is gravy on the plate for me. "

**Former NAU Center Dan McClintock on being taken by the Denver Nuggets in the 2nd round of the 2000 NBA Draft**



### Former Professional Basketball Players

#### **Mike Chapman**

Last Team: KCC Egis (South Korea KBL)

#### **Stasha Dudukovic**

Last Team: Lausanne Basket (Switzerland-LNA)

#### **Kyle Feuerbach**

Last Team: Quad City

Germany

#### **Kelly Golob**

Last Team: BBC Bayreuth (Germany-ProA), 2006-07

#### **Marques Green**

Last Team: USA All-Stars (IBL), 2009-10

#### **Simon Kent**

Last Team: South Adelaide (Australia-ABA), 2004

#### **Ross Land**

Last Team: France-FIBA Supro League

Kroatia-FIBA Supro League

#### **Iain Maclean**

Last Team: Finland, 2002

#### **Andrew Mavis**

Last Team: Newcastle (Australia), 2004

#### **Ryan McCurdy**

Kalev Tallinn (Estonia), 2009-10

#### **Michael McNair**

Last Team: San Diego (ABA), 2008

#### **Ben Powell**

Last Team: Central Coast (Australia), 2007

#### **John Rondeno**

Last Team: Nashville (ABA), 2005

#### **Cory Schwab**

Last Team: Hobart (Australia), 2002

#### **Andre Spencer**

Last Team: Ironi Kfar Hamaccacia Ramat Gab (Israel Premier), 2001

Golden State Warriors, 1992-94

#### **Marcel Ten Berge**

Last Team: Tonnado Aarchot (Belgium-D3), 2001

#### **Charles Thomas**

Last Team: Idaho Stampede 9D League), 1997

#### **Steve Williams**

Last Team: Paderborn Baskets (Germany), 1997

#### **Word Benny**

Last Team: Memphis (USBL), 1994

# ALL TIME LETTER WINNERS

A							
Bill Aaron	1956-60	Tom Centroll	1941-42, 1944-45, 1989-90	Chester Fuller	1932-35	Floyd Hubbard	1918-19
Ryan Abbott	1995-98	Jon Chambers	1969-71, 1972-73	Linarud Furch	1972-73	Troy Hudson	1977-79
Lupe Acevedo	1951-55	Mark Champagne	1963-67, 1995-96	Jack Furr	1962-64,	Cliff Humphrey	1975-78
Joe Acker	1963-65	Dick Chapel	1967-68	<b>G</b>			
Leonard Agee	1947-50	Mike Chapman	1936-37	Lucas Gabriel	2005-07*	Gordon Humphreys	1957-58
Governor Aker	1937-38, 1945-46	Jerry Chestnut	1930-31	Elmer Garcia	1950-52, 1956-58	Frank Hunter	1935-36
John Akin	1989-90	Ken Chilton	1934-36	Joedy Gardner	1979-81	Ray Hunter	1944-45
Kawika Akina	1997-99	John Chiono	1946-50	Mark Gardner	1972-74	Kenneth Hurlbert	1930-33
David Allen	1983-85	Howard Church	1992-93	Phil Gardner	1941-43	Lovell Humes	1966-67
Gove Allen	1927-30, 1932-33	Vincent Cisterna	1952-53	Stephen Garnett	2001-05	Andy Hurd	1982-86
John Allen	1927-29	Ron Clark	1991-92	Greg Gatewood	1976-77	Rod Hutchings	1996-99.
Nato Alonso	1951-53	Robert Clay	1952-54	Stan Gatson	1985-86	<b>I</b>	
Jeff Altman	1981-85	Jim Collins	2007-09	Matthew Gebhardt	1998-02	Karl Inglestead	1939-40
Steve Altman	1981-83	Steve Collins	1966-67	Nate Geiser	2006-08	Anthony Ingram	1985-87
Jim Alton	1956-57	Zarko Comagic	1993-94	Dave Geschwind	1975-76	Jiggs Insley	1933-34
Poncho Alvarez	1950-51	Terry Conrad	1927-28, 1929-30	Austin Gibbons	1925-26, 1929-30	Andrew Isaacson	1925-26
Craig Anderson	1969-70	Jauquien Cook	1941-43	John Gibbons	1911-12	Demar Isaacson	1935-36, 1938-39
Fred Anderson	1938-39	Mose Cooper	1918-19	Junious Gibbons	1909-12	Thomas Isaacson	1918-19
George Anderson	1921-23	Frank Cosseboom	1930-33	Tom Gill	1961-62	Buddy Islas	1951-55
George Anderson	1963-65	Beryl Coulson	1930-33	Paul Glassey	1920-21	<b>J</b>	
John Anderson	1976-77	Clarence Cox	1930-33	John Glodis	1952-55	Ken Jacobs	1973-75
Mark Anderson	1987-88	Donald Cox	1909-11	Kelly Golob	2002-06	Milt Jacobs	1962-64, 1965-66
Ira Andrews	1957-59	Clayborne Cresswell	1951-52	Frank Gomez	1951-53	Homer Jacobsmeyer	1936-39
Doug Anthony	1964-65	Sturgeon Cromer	1930-32	Kenny Goodman	1953-54, 1955-56	Jack James	1960-61
Morse Arberry	1973-74	Harold Crumley	1944-45	Emerson Gordon	1973-74	Zeke Jaquez	1960-62
Gatson Arbineau	1912-14	Edward Cullin	1934-37	Junior Gordon	1947-48	Silas Jarvis	1924-25
Robert Arms	1980-81	Bob Cummins	1955-57	Bruce Gourley	1936-37	Gerald Jeffrey	1970-73
Walton Armstrong	1920-21	Dave Cunningham	2005-06	Eddie Graveline	1974-77	Art Jenkins	1963-64
<b>B</b>		Johnny Cunningham	1918-19	Marques Green	2005-07	Shane Johannsen	2007-11
Frank Baca	1945-46	Ray Cunningham	1974-75	Tootie Green	1995-96	David Johnson	1981-83
Jay Baker	1984-87	Bob Curran	1973-74	John Greer	1994-95	Larry Johnson	1978-80
Jordan Ballard	2003-04	<b>D</b>		Jesse Gregg	1920-22	Matt Johnson	2007-08
Larry Baroloy	1947-50	Tobin Daily	1990-94	Mark Grosswiller	1974-77	Tyrone Johnson	1993-95
Valentine Barrett	1919-20	Darrell Daniels	1983-85	Casey Grundman	1999-02	Cameron Jones	2007-11
Blaine Barton	1977-78	Richard Davenport	1936-37	Welko Gurovich	1938-41	DeAngelo Jones	2009-11
Tony Batmest	1988-89	Chancellor Davis	1993-94	<b>H</b>			
Tyrone Bazy	2005-07	Clayde Davis	1924-26	Chris Hale	1993-95	Elliott Jones	1980-81
George Bearden	1961-62	Lavonne Davis	1983-85	Taylor Hale	1988-89	Ken Jones	1950-51
Kirk Bechtold	1972-73	Chip Deal	1992-93	John Hamblin	1921-23	Willie Jordan	1987-89
John Bendixen	1932-35	Don Debardelaben	1968-70	Wilfred Hamblin	1911-12	Stacy Joyce	1988-89
Chris Bennett	2000-02	Tom DeBerry	1974-76	Ronald Hamilton	1921-22	<b>K</b>	
David Benning	1973-75	Howard Delgadillo	1981-83	Shawn Hamilton	1987-88	Chris Keefer	1983-84
Blaine Benson	1935-37	Miki Deric	1992-95	Bobby Hancock	1977-78	Lance Keller	1989-91
Howard Benson	1935-36	Hubert Detloff	1925-28	Matt Hanhila	1931-32	Bob Kelley	1942-43, 1946-48
Milt Berg	1936-38	Don Diers	1942-43, 1946-47	George Hanley	1923-24	Mike Kennedy	1961-62
Bruce Berman	1965-67	David Duane	1983-87	Ted Hansen	1929-32	Warren Kenten	1944-45
John Bertoglio	1949-50	Jimmy Dunbar	1936-38	John Hanson	1962-63	Roy Kiernen	1926-28, 1929-30
Troy Betton	1984-88	Tony Duncan	1976-78	Jiggs Hardt	1940-41	Commander King	1999-01
Keith Billingslea	1989-90	Michael Dunn	2010-Pres.	Bob Hardy	1961-65	Dayton Killing	1938-39
Jermaine Bishop	2007-09	Charles Dutton	1909-11	Travis Harper	1992-93	Jack Killip	1939-41
Lee Black	1958-59	Jimmie Dyer	1945-46	Ross Haskie	1938-39	Wilfred Killip	1933-36
Harold Blome	1912-14	<b>E</b>		John Hawkins	1976-77	Leroy Kincahon	1954-57
Maurice Blome	1909-11	Garry Edison	1992-93	Jack Hay	1961-62, 1963-64	Guy King	1976-78
Aaron Bond	2002-04	Cecil Emmett	1933-35	Adrian Hayes	2002-04	Wendell King	1975-76, 1977-78
John Bonds	1991-92	Mike Elliott	1982-84	Gus Headington	1949-50	Joakim Kjellbom	2003-04
Lorenzo Bond	1979-81	Curt Ensign	1966-67	Jack Heckethorn	1920-21, 1922-24	Stuart Klein	1966-68
Wyatt Borkin	1975-78	Scott English	1990-91	Maurice Heiterman	1925-26	Kirk Kley	1986-88
Ken Bosket	1990-94	Aaron Epstein	1952-53, 1955-58	Ted Heitinga	1980-82	Tommy Knight	1938-40
Brent Bowden	1994-96	Bob Erickson	1960-61	Duane Heitman	1966-67	Bob Knox	1956-57
Bill Boyd	1961-62	Cleon Etter	1920-21	Steve Henderson	1977-79	Byron Kuehner	1964-65
Dave Boyd	1960-64	Ed Evans	1931-33	Greg Henderson	1972-74	<b>L</b>	
Dwight Boyles	1976-77	Mike Evans	1977-81	Steve Henderson	1972-74	George Lamport	1919-21
Ruben Boykin, Jr.	2003-07	Scott Even	1990-92	Carl Henricks	1932-34	Ross Land	1996-2000
Lon Bradle	1971-73	<b>F</b>		Art Henriksen	1954-55	Roger Landis	1970-71
Eric Bradley	1981-84	Kenneth Fagen	1939-40	Will Hensley	2004-06	Kyle Landry	2004-08
Larry Brewer	1956-57	Arthur Fagg	1918-19	Dave Henson	1975-79	Arthur LaPrade	1910-11, 1912-13
Kent Briggs	1956-60	Fahey	1944-45	Gary Herman	1964-65	Keith Larson	1991-92
Art Brimhall	1927-28	Paul Farney	1937-40	Shawn Herman	1985-90	Nick Larson	2006-10
Brett Brown	1977-78	Bill Farrell	1967-68	John Herrera	1936-37	Rolf Larson	1934-36
David Brown	1984-85	Gene Feerick	1954-56	Fred Herring	1923-24	Woodrow Laseur	1938-40
Larry Brown	1985-86	Chris Ferguson	2001-04	Michael Herring	1987-88	Shayar Lee	2008-09
Sharol Buck	1946-50	Jake Fernandez	1947-49	Mike Herring	1990-92	Walt Leesman	1941-42
Monroe Bull	1950-51	Charles Fillerup	1922-24	Tom Hetler	1964-66	Josh Lepley	2008-11
Anthony Burgess	1986-88	Zach Filzen	2007-08	Rue Hickman	1939-40	Marlyn Leseur	1955-56
Chad Burger	2003-04	Charles Flemons	1971-73	John Hight	1954-58	Bill Lewis	1952-56
Bernard Burrell	2006-07	Luis Flores	2009-Pres.	Cedric Hill	2004-05	Barry Lindsey	1978-79
Burk	1936-37	Chester Foster	1938-40	David Hillman	1974-75	Steve Lizzul	1987-90
Brian Burns	1996-97	Joel France	1988-89	Hinton	1914-15	Adam Lopez	1999-02
Dan Busch	1979-83	Joe Francese	1940-42	Luke Hirman	1950-51	Dan Loueall	1960-61
Doug Busch	1979-82	Casey Frank	1995-99	Bob Hitt	1936-39	Lloyd Love	1964-68
Bill Busicchia	1979-80	Jim Frary	1956-57	Billy Hix	1997-00	James Lovett	1928-29, 1931-32
Don Buttrum	1958-62	Ben Freazy	1946-47	Don Hogue	1963-64	Bob Lucid	1968-70
<b>C</b>		Kyle Feuerbach	2001-05	Bill Holiday	1949-50	Ron Lucke	1957-58
John Callicote	1960-62	<b>G</b>		Brian Holliday	1999-00		
Lynn Camp	1922-25	Lucas Gabriel	2005-07*	Jack Holland	1946-47, 1948-50		
Eugene Campbell	1911-14	Elmer Garcia	1950-52, 1956-58	Reginald Horne	1919-20		
Lawrence Campbell	1919-22	Joedy Gardner	1979-81	Wiley Horton	1956-60		
Dave Candaleria	1941-42	Mark Gardner	1972-74				
Bill Caughran	1971-72	Phil Gardner	1941-43				

Arnold Lund 1940-41  
 Kyle Lundy 1986-87  
 Steve Lutenske 1971-72  
 Matt Lyon 2003-05  
 Ben Lynch 1961-62

**M**

Glen Mackie 1945-46, 1948-49, 1986-87  
 Iain MacLean 1971-73  
 Lester Madison 1955-56  
 Buster Mandariaga 1950-52  
 Bob Mandole 1935-36  
 Bill Manes 1968-72  
 Walt Mannon 1994-95  
 Russ Marter 1947-50  
 Tony Martinez 1986-88  
 Rob Matasic 1970-72  
 Floyd Mathew 1950-51  
 Tommy Matthews 1909-10  
 Maurell 1996-98  
 Andrew Mavis 1918-19  
 Herbert May 1950-51  
 Bill Mayrose 1957-58  
 McBride 1958-59  
 Mike McCauley 1960-61, 1964-65, 1946-49, 1996-00, 2004-08, 1999-02, 1926-27, 1909-13, 1997-99, 1956-58, 2000-02, 1975-76, 1966-69, 1995-99, 1974-76, 2003-06, 1947-48, 1973-75, 1940-42, 1945-46, 1928-29, 1939-42, 2002-03, 2002-03, 1965-67, 1960-63, 1959-60, 1952-53, 1950-52, 1957-60, 1924-25, 1945-48, 1951-53, 1933-35, 1981-83, 1966-67, 1962-64, 1956-58, 1947-50, 1984-86, 1979-81, 1946-47, 1972-73  
 Bruce McCaw 1964-65  
 Jack McClain 1946-49  
 Dan McClintock 1996-00  
 Ryan McCurdy 2004-08  
 Ryan McDade 1999-02  
 Preacher McClure 1926-27  
 Joseph McDonald 1909-13  
 Patrick McGrath 1997-99  
 Wayne McGrath 1956-58  
 Brian McHugh 2000-02  
 Vince McKee 1975-76  
 Phil McKeown 1966-69  
 Michael McNair 1995-99  
 Rex Mellencamp 1974-76  
 Paul Meynen 2003-06  
 Frank Michelsbach 1947-48  
 Dan Middleton 1973-75  
 Elwin Mikkelsen 1940-42, 1945-46, 1928-29, 1939-42, 2002-03, 2002-03, 1965-67, 1960-63, 1959-60, 1952-53, 1950-52, 1957-60, 1924-25, 1945-48, 1951-53, 1933-35, 1981-83, 1966-67, 1962-64, 1956-58, 1947-50, 1984-86, 1979-81, 1946-47, 1972-73  
 C.D. Miller 1928-29  
 Clifford Miller 1939-42  
 A.J. Minney 2002-03  
 Kendall Minor 2002-03  
 Tom Modisette 1965-67  
 Ray Molera 1960-63  
 Art Moncebaez 1959-60  
 Bill Montana 1952-53  
 Junior Montoya 1950-52  
 Carlos Moore 1957-60  
 Dick Moore 1924-25  
 Ralph Moran 1945-48  
 Rudy Moreno 1951-53  
 Therlbert Morrow 1933-35  
 Tony Mosley 1981-83  
 Dennis Moylan 1966-67  
 Pete Monyer 1962-64  
 Herman Moya 1956-58  
 Al Munoz 1947-50  
 Antwine Murchinson 1984-86  
 Ray Murdock 1979-81  
 Al Murphy 1946-47  
 Mike Murphy 1972-73

**N**

Carl Naegle 1934-36  
 Tiny Naegle 1922-23  
 Willie Nash 1962-66  
 Emil Nasser 1941-42  
 Jay Negre 1931-34  
 George Nelson 1956-57  
 John Nickum 1959-60  
 Karl Nielson 1935-38  
**Durrell Norman** 2010-Pres.  
 Chuck Norton 1950-51

**O**

Gene O'Dell 1945-46  
 Dave O'Donnell 1969-70  
 Steve Ohab 1973-74  
 Randy Ohlinger 1986-88  
 Bob Olivas 1956-60  
 Julian Olubuyi 2009-11  
 Jim Olson 1983-86  
 John O'Malley 1972-73  
 Osaro Onaiwu 1988-90  
 Josh Oppenheimer 1989-91  
 Alvin Overson 1933-35  
 Clyde Overson 1942-43  
 Nate Overson 1937-39  
 Ove Overson 1925-26  
 Wesley Overson 1932-33

**P**

Lynn Pace 1927-29  
 Richard Pachelo 1959-62  
 Eric Patrick 2001-04  
 Tex Patton 1925-27  
 Bob Paulich 1950-51  
 Dale Payne 1957-59  
 Harry Payne 1983-87  
 John Payne 1961-62  
 Nate Payne 1972-75  
 George Pear 1929-32  
 Bob Pence 1965-66  
 Paul Pendergast 1981-85  
 Phil Peppler 1974-75  
 Mark Pesusich 1950-51  
 Erroll Petersen 1958-60  
 Lewis Phelps 1933-34  
 Heston Pierce 1929-31  
 Tom Pierson 1966-69  
 Jeff Plank 1990-92  
 Eric Platt 2009-11  
 Ted Plotts 1978-80, 1981-82

Jim Plump 1966-69  
 Harold Poe 1924-25  
 Greg Polinsky 1979-80  
 Brendon Polyblank 1997-98  
 Burdell Porter 1934-35  
 Farrell Porter 1964-65  
 Jim Potts 1953-54  
 Ben Powell 2002-03  
 Hamblin Pratt 1932-34  
 Leigh Prettyman 1967-68  
 Don Puente 1950-51  
 Jim Pughsley 1961-62  
 Clarence Pulliam 1911-15

**R**

Arnold Ramirez 1965-67  
 Mario Ramirez 1957-58  
 Wendell Ramsey 1978-79  
 Eldon Randall 1941-42  
 Earl Randolph 1956-58  
 Kermit Rankin 1970-72  
 Don Rather 1968-70  
 Hill Redman 1929-30  
 Ernes Reed 1973-74  
 Harry Reed 1967-68  
 Matt Refner 2005-06  
 Clark Reid 1959-60  
 Mike Rend 1972-73  
 John Resh 1958-59  
 Al Rex 1957-58  
 John Rhodes 1944-45  
 Kirk Richards 1978-79  
 Paul Richards 1918-19  
 Rickel 1998-02  
 Joel Rieck 1994-96  
 Jermone Riley 1991-93  
 Demetreus Robbins 1967-69  
 Dan Robertson 1956-58  
 Ron Robertson 1956-57  
 Virgil Robertson 1956-57  
 Ruben Rochen 1953-54  
 Rick Rodriguez 1979-83  
 Corey Rogers 1989-91  
**Gabe Rogers** 2009-Pres.  
 Joe Rolle 1938-41  
 John Rondeno 1992-95  
 Isadore Rubin 1918-19  
 Warren Ruegg 1944-45  
 Ted Russell 1967-70

**S**

Max Sadler 1941-42  
 Eloy Salazar 1945-46  
**Stallon Saldivar** 2009-Pres.  
 Wade Salem 1982-84  
 Jamaal Sanford 1994-95  
 Denton Santarelli 1977-78  
 Don Santee 1956-57  
 Terry Saufferer 1974-75  
 Frank Saunders 1919-21  
 Craig Schaffer 1965-69  
 John Schick 1973-76  
 Cy Schlansky 1925-28  
 John Schlotfeld 1938-41  
 Don Schneck 1957-58  
 Dan Schnell 1951-52  
 Cory Schwab 1999-01  
 Ray Schwanbeck 1930-33  
 Michael Seckold 2005-06  
 Wayne See 1941-42, 1945-49  
 George Sharp 2007-08  
 Vernon Shipp 1931-32  
 Charles Shreeve 1958-59  
 Shumway 1914-15

Tom Sibley 1965-66  
 Keith Siegel 1995-96  
 Howard Simon 1966-67  
 Bill Sims 1940-41  
 Terrence Sims 1982-84, 1985-87, 2004-07

Stephen Sir 2010-11  
 Austin Smith 1913-15  
 George Smith 1923-24  
 Major Smith 1970-71, 1972-73  
 Smith 1957-58  
 Abner Sneed 1937-38, 1939-40

Robert Sneed 1940-41  
 Brad Snyder 1992-95  
 Don Snyder 1940-42  
 Bernard Soto 1938-41  
 Marcello Soto 1945-46  
 David Souther 1944-45  
 Andre Spencer 1984-86  
 Jeff Spencer 1973-77  
 Jack Spilsbury 1940-42  
 Ron Steinberg 1969-71  
 John Stephenson 1980-81  
 Chuck Stevens 1960-63, 1964-65

DeJuan Stevens 2004-05  
 Harry Stevens 1922-23, 1924-26, 1978-80, 1952-53

Mark Stevens 1973-74  
 Ralph Stevens 1942-43  
 Denis Stone 1922-23  
 Floyd Stone 1970-72  
 Milton Stone 1974-76  
 Cliff Strait 1942-43  
 Randy Stratton 1975-76  
 Russ Sturgeon 1962-64  
 Dick Swadley 1975-76  
 Joe Sweeney 1962-64

**T**

David Taylor 1987-88  
 Roderick Taylor 1945-46  
 Scott Taylor 1995-97  
 Marcel Ten Berge 1993-96  
 Jamal Terry 1990-91  
 Charles Thomas 1995-97  
 A.J. Thompson 1986-87  
 Jack Thompson 1936-40  
 Elias Tidwell 1929-31  
 John Tissaw 1949-50  
 Archie Tolliver 1989-92  
 John Tolson 1962-64  
 Jim Topp 1950-53  
 Stan Townsend 1955-56  
 Dan Troter 1961-62  
 Steve Trojan 1984-86  
 David Truell 1989-91  
 Fito Trujillo 1951-55  
 John Trujillo 1958-59  
 Raymond Tsingine 1975-77  
 Willard Tsingine 1976-77  
 Bob Tubert 1951-52  
 Kevin Tucker 1986-88  
 Wendell Tull 1989-91  
 Frank Turley 1952-56  
 Gerald Turley 1947-48  
 Clyde Turner 1973-74  
 Don Tussey 1955-56  
 Don Tyler 1952-54

**U**

Prat Udall 1922-23

**V**

Anthony Valentine 1988-89  
 Riley Van Patten 2004-07  
 Ed Van Winkle 1952-54  
 Bob Vega 1953-54  
 Sal Vergopia 1960-61  
 Emery Vickers 1923-24

**W**

Eric Wade 1981-83  
 Clonton Wager 1928-30  
 Lavelle Walker 1944-45  
 Mickey Walker 1988-91  
 Reid Wallace 2009-10  
 Bill Wanless 1957-58  
 Tom Wanslee 1941-42  
 Phillip Washington 1988-89  
 Andre Watson 1973-74  
 Arnold Way 1975-76  
 Chester Way 1919-20  
 Jim Weaver 1977-78  
 Benjamin Weisberg 1934-35

Dave Weisberg 1930-31  
 Al West 1934-36  
 Don Whalen 1953-54  
 Roy Whalen 1966-68  
 Wayne Wharton 1978-80  
 Whitaker 1934-35, 1941-45  
 Burk White 1938-39  
 John White 1991-92  
 Anthony Williams 1966-68  
 Dick Williams 1946-49  
 Lee Williams 1968-70  
 Makeul Williams 1969-70  
 Mike Williams 1985-88  
 Scott Williams 1988-89  
 Steve Williams 2003-04  
 Travis Williams 1925-29  
 Jack Wilson 2005-09  
 Josh Wilson 1968-69  
 Steve Wilson 1940-42  
 Robert Wing 1947-49  
 George Writers 1989-92  
 David Wolfe 1938-41  
 Andrew Wolthers 1996-2000  
 Andy Woodring 1981-82  
 Phil Woodring 1950-51, 1955-57


**Y**

Bertrum Woodward 1944-45  
 Benny Word 1941-93  
 Jason Word 1992-94  
 Fred Wright 1954-56  
 Chris Wylie 1991-95

**Z**

Ike Zaner 1927-29  
 Clarence Zimbrick 1965-67

**BOLD** indicates current student-athlete  
 \* Member of squad



Lupe Acevedo




Walt Mannon

# YEAR BY YEAR RECORDS

Year	Home	Away	Neut.	Overall	Pct.	Conf.	Coach	Year	Home	Away	Neut.	Overall	Pct.	Conf.	Coach
1909-10	0-1	1-1	0-0	1-2	.333	----	John Adams	1986-87	9-6	2-11	0-0	11-17	.393	5-11	Jay Arnote
1910-11	1-1	2-0	0-0	3-1	.750	----	John Adams	1987-88	7-5	2-8	1-5	10-18	.357	7-9	Jay Arnote
1911-12	0-0	6-0	0-0	6-0	1.000	----	John Adams	1988-89	1-9	0-16	1-0	2-25	.074	1-15	Pat Rafferty
1912-13	2-0	0-3	0-0	2-3	.400	----	John Adams	1989-90	6-8	1-12	1-0	8-20	.286	3-13	P. Rafferty/ Harold Merritt
1913-14	0-0	1-1	0-0	1-1	.500	----	Earl Rosenberry								
1914-15	0-0	2-0	0-0	2-0	1.000	----	Earl Rosenberry	1990-91	4-10	0-12	0-1	4-23	.148	1-15	Harold Merritt
1915-18	No Basketball														
1918-19	1-1	2-2	0-0	4-2	.667	----	R.A. Fuller	1991-92	6-7	1-13	0-0	7-20	.259	3-13	Harold Merritt
1919-20	2-0	0-0	0-0	2-0	1.000	----	Gus O'Conner	1992-93	8-6	2-10	0-0	10-16	.385	4-10	Harold Merritt
1920-21	7-0	2-7	0-0	9-7	.563	----	Lacey Eastburn	1993-94	10-5	3-7	0-1	13-13	.500	6-8	Harold Merritt
1921-22	4-3	1-2	0-0	5-5	.500	----	R.H. "Ducky" Drake	1994-95	7-5!	1-12	0-1	8-18!	.308	4-10	Ben Howland
1922-23	3-1	3-3	0-2	6-6	.500	----	R.H. "Ducky" Drake	1995-96	5-7	1-13!	0-0	6-20!	.231	3-11	Ben Howland
1923-24	4-1	3-5	0-1	7-7	.500	----	R.H. "Ducky" Drake	1996-97	13-2	8-5	0-0	21-7	.750	14-2+	Ben Howland
1924-25	4-3	2-2	1-1	7-6	.538	----	W.E. Rogers	1997-98	14-1	7-6	0-1	21-8	.724	13-3+	Ben Howland
1925-26	2-5	3-1	0-2	5-8	.385	----	Talbert D. Jessuppe	1998-99	11-1	6-7	4-0	21-8	.724	12-4	Ben Howland
1926-27	11-0	6-3	0-0	17-3	.850	----	E.H. "Swede" Lynch	1999-00	12-2	5-8	3-1	20-11	.645	11-5	Mike Adras
1927-28	5-1	6-1	0-0	12-3	.800	----	Rudy Lavik	2000-01	10-3	4-8	1-3	15-14	.517	8-8	Mike Adras
1928-29	9-2	6-1	0-0	15-3	.833	----	Rudy Lavik	2001-02	9-3	5-10	0-1	14-14	.500	7-7	Mike Adras
1929-30	6-5	3-3	0-0	9-8	.529	----	Rudy Lavik	2002-03	10-3	4-9	1-1	15-13	.536	6-8	Mike Adras
1930-31	8-5	0-2	0-0	8-7	.330	----	Rudy Lavik	2003-04	8-4	6-9	1-1	15-14	.517	7-7	Mike Adras
1931-32	5-3	4-5	0-0	9-8	.529	8-4	Aaron McCreary	2004-05	8-4	1-11	2-2	11-17	.392	4-10	Mike Adras
1932-33	6-2	3-3	0-0	9-5	.643	7-5	Aaron McCreary	2005-06	13-3	6-6	2-2	21-11	.656	12-2+	Mike Adras
1933-34	3-5	6-9	0-0	9-14	.391	6-10	Aaron McCreary	2006-07	11-2	6-9	1-1	18-12	.600	11-5+	Mike Adras
1934-35	9-4	3-4	0-0	12-8	.600	10-4	Aaron McCreary	2007-08	13-3	6-8	2-0	21-11	.656	11-5	Mike Adras
1935-36	4-5	11-4	0-0	15-9	.577	7-7	Aaron McCreary	2008-09	7-5	1-14	0-0	8-19	.421	5-11	Mike Adras
1936-37	8-6	3-7	0-0	11-13	.458	6-10	Aaron McCreary	2009-10	8-4	6-10	0-0	14-14	.500	8-8	Mike Adras
1937-38	5-5	1-9	0-1	6-15	.286	4-12	Aaron McCreary	2010-11	12-1	6-12	1-0	19-13	.594	9-7	Mike Adras
1938-39	7-5	5-3	1-3	13-11	.542	12-6	Aaron McCreary								
1939-40	6-2	2-10	0-0	8-12	.400	7-9	Aaron McCreary								
1940-41	8-3	1-6	0-0	9-9	.500	6-9	Frank Brickey								
1941-42	7-2	4-8	0-0	11-10	.524	7-9	Frank Brickey								
1942-43	4-3	0-5	0-0	4-8	.333	1-7	Frank Brickey								
1943-44	2-0	0-0	0-0	2-0	1.000	----	Frank Brickey								
1944-45	3-5	2-1	0-0	5-6	.454	----	Frank Brickey								
1945-46	7-4	4-3	1-1	12-8	.600	4-6	Frank Brickey								
1946-47	10-1	6-5	4-1	20-7	.741	11-5	Frank Brickey								
1947-48	11-0	0-8	2-0	13-8	.619	8-8	Nick Ragus								
1948-49	6-3	3-6	2-1	11-10	.524	7-9	Nick Ragus								
1949-50	2-6	1-10	0-3	3-19	.136	2-14	Ben J. Reiges								
1950-51	4-6	4-9	1-0	8-19	.296	3-13	Herb Gregg								
1951-52	4-8	0-13	0-2	4-23	.148	2-14	Herb Gregg								
1952-53	4-5	0-13	1-0	5-18	.217	3-13	Herb Gregg								
1953-54	10-2	8-3	2-2	20-7	.741	13-1*	Herb Gregg								
1954-55	13-0	6-3	0-1	19-4	.826	11-1*	Herb Gregg								
1955-56	10-2	1-8	0-0	11-10	.524	5-5	Herb Gregg								
1956-57	10-4	4-6	0-0	14-10	.583	7-3#	Herb Gregg								
1957-58	12-1	4-6	0-0	16-7	.696	7-1\$	Herb Gregg								
1958-59	8-3	4-7	0-0	12-10	.545	5-3	Herb Gregg								
1959-60	9-0	4-7	1-2	14-9	.609	6-2%	Herb Gregg								
1960-61	8-2	0-10	1-1	9-13	.409	4-4	Herb Gregg								
1961-62	7-2	7-5	4-2	18-9	.667	5-1\$	Herb Gregg								
1962-63	9-3	2-7	0-0	11-10	.524	----	Herb Gregg								
1963-64	8-2	4-8	0-0	12-10	.545	----	Herb Gregg								
1964-65	10-2	2-8	0-0	12-10	.545	----	Herb Gregg								
1965-66	9-2	2-10	2-0	13-12	.520	----	Herb Gregg								
1966-67	10-2	5-9	0-0	15-11	.577	----	Herb Gregg								
1967-68	9-2	4-10	0-0	13-12	.520	----	Herb Gregg								
1968-69	12-1	4-8	0-0	16-9	.640	----	Herb Gregg								
1969-70	10-0	4-6	3-0	17-6	.738	----	Herb Gregg								
1970-71	6-4	0-15	0-0	6-19	.240	4-10	Herb Gregg								
1971-72	11-3	2-7	0-0	13-10	.565	9-5	Herb Gregg								
1972-73	6-8	0-12	0-0	6-20	.300	3-11	Herb Gregg								
1973-74	5-6	1-14	0-0	6-20	.300	3-11	Herb Gregg								
1974-75	6-7	3-9	0-1	9-17	.346	5-9	John Birkett								
1975-76	13-1	2-11	0-0	15-12	.555	8-6	John Birkett								
1976-77	9-4	2-10	1-0	12-14	.462	5-9	John Birkett								
1977-78	7-7	3-8	0-0	10-15	.400	4-10	John Birkett								
1978-79	11-0	1-13	1-0	13-14	.481	8-6	Joedy Gardner								
1979-80	10-4	3-8	1-0	14-12	.538	5-9	Joedy Gardner								
1980-81	6-8	2-9	0-0	8-17	.320	2-12	Joedy Gardner								
1981-82	5-8	1-11	0-1	6-20	.300	2-12	Gene Visscher								
1982-83	7-4	0-11	3-1	10-16	.385	3-11	Gene Visscher								
1983-84	8-5	3-8	2-2	13-15	.464	5-9	Jay Arnote								
1984-85	10-2	4-8	3-2	17-12	.586	8-6	Jay Arnote								
1985-86	15-1	3-8	1-1	19-10	.655	9-5+	Jay Arnote								

\*New Mexico Conference Champions  
 \$Frontier Conference Champions  
 #Frontier Conference Co-Champions w/New Mexico Highlands and Santa Fe  
 %Frontier Conference Co-Champions with New Mexico Highlands  
 +Big Sky Conference Regular Season Champions  
 !Record does not include California forfeit



*Ben Howland led NAU to back-to-back Big Sky championships. He has since served as the head coach at Pittsburgh and is currently the head coach at UCLA, leading the Bruins to back-to-back Final Fours and the NCAA Championship game in 2006.*

# FLAGSTAFF

Flagstaff, northern Arizona's largest city with a year-round population of approximately 55,000, is the home of Northern Arizona University. Surrounded by pines and aspens and sitting at the base of the 12,633-foot San Francisco Peaks, Flagstaff is in the middle of the Coconino National Forest, the largest contiguous stand of ponderosa pines in the world, at an elevation of 7,000 feet above sea level. The altitude, clean air and surrounding forest provide an unsurpassed climate year-round.

Flagstaff's most attractive quality may be its four distinctive seasons. In the summer, Flagstaff is warm and comfortable, boasting an average daytime high temperature of 80 degrees and an overnight low of 47. The winters offer sunny days and beautiful snow scenes. Flagstaff has an average of 288 days of sunshine each year as well as a mild, four-season climate that offers excellent conditions for study and recreation.

## FLAGSTAFF FACTS

Population.....62,000  
 Elevation.....7,000 feet  
 Avg. High Temp. Range..40-85°  
 Area Attractions.....  
 Snowbowl Ski Resort,  
 Grand Canyon National  
 Park, Lake Powell, Slide  
 Rock State Park, Sunset  
 Crater, Meteor Crater,  
 Lowell Observatory, Oak  
 Creek Canyon, San  
 Francisco Peaks.


This college town has a friendly, small-town atmosphere combined with outstanding cultural, scientific and recreational opportunities. The variety of cultural resources includes the Flagstaff Symphony and the Festival of Native American Arts.

The area's natural and cultural history is represented by such institutions as the Museum of Northern Arizona, the Pioneer Historical Museum and Riordan State Historical Park.

Flagstaff is surrounded by incredible scenery, including the Grand Canyon National Park, Lake Powell, Meteor Crater, the Wupatki Indian ruins and the San Francisco Peaks. Within a 30-minute drive from campus are Slide Rock State Park, Oak Creek Canyon, Sunset Crater, Walnut Canyon and Lake Mary.

This diverse landscape also offers an exciting array of recreational possibilities, from hiking and biking to skiing and backpacking.

From rafting down the Colorado River through the Grand Canyon to hiking through Sedona's



red rock country south of Flagstaff, to experiencing the beauty of the Sonoran Desert in southern Arizona, the opportunities for outdoor enjoyment are truly endless.

# PHOENIX

It's been said time and again, but it continues to ring true: Phoenix is an amazing place. As the sixth-largest city in the United States with 1.2 million residents, Phoenix offers a multitude of cultural and recreational activities. Blending the rugged Old West with the urban new West, the city gives visitors the opportunity to enjoy a full range of dining experiences, outstanding museums, art galleries, performing arts, horseback riding, Western cookouts and cowboy shootouts.

The sunshine that inspires the casual lifestyle of this resort mecca is more plentiful than in any other part of the country, with an average of 300 sunny days and 72-degree weather every year. The climate makes outdoor activities a way of life. Spectator and participatory sports include everything from golf and tennis to four-wheeling in the desert and hot-air ballooning.

Located along the banks of the Salt River, where early Hohokam Indians first settled, Phoenix is saddled between dramatic mountain ranges to the north, south and east. Anchored by Sky Harbor International Airport, greater Phoenix is comprised of 2.5 million residents living in 22 incorporated cities.



Dependable sunshine and great weather make outdoor sports a way of life. Golf, tennis, hiking, mountain biking and rollerblading are popular Phoenix activities. Visitors can also choose from water skiing, sailing and fishing in the region's lakes and rivers.

Phoenix has a variety of professional sporting events for fans to enjoy year-round. It is also among a handful of cities to have professional franchises in the four major leagues. Also popular spectator events are Arizona Rattlers arena football, the Phoenix Mercury of the WNBA and the FBR Open, considered the most heavily attended event on the PGA Tour, and The Tradition, one of the "majors" on the Senior PGA Tour.

## PHOENIX FACTS

Population (metro).....2.5 million  
 Elevation.....1,100 feet  
 Distance from Flagstaff.....140 miles  
 Area Attractions.....Several area lakes,  
 Championship golf courses, NFL  
 Arizona Cardinals, NBA Phoenix Suns,  
 NHL Phoenix Coyotes, MLB Arizona  
 Diamondbacks, U.S. Airways Arena,  
 Chase Field, University of Phoenix  
 Stadium and Glendale Arena.




**#1**

**James Douglas**  
G, 6-0, 175, Fr.-HS



**#2**

**Michael Dunn**  
G, 6-0, 180, Jr.-1L



**#10**

**Chris Heine**  
G, 6-1, 175, Fr.-HS



**#11**

**Gabe Rogers**  
G, 6-2, 175, Jr.-2L\*



**#12**

**Danny Cheek**  
G, 6-4, 180, Fr.-HS



**#20**

**Gaellen Bewernick**  
F, 6-6, 215, Fr.-RS



**#21**

**Stallon Saldivar**  
G, 6-0, 185, Jr.-2L




**#22**

**Colin Gruber**  
G, 6-3, 173, Fr.-HS



**#23**

**Luis Flores**  
F, 6-3, 175, Jr.-2L\*



**#30**

**Colby Weaver**  
G, 6-3, 195, Fr.-HS



**#33**

**Max Jacobsen**  
F, 6-8, 230, So.-TR\*



**#34**

**Durrell Norman**  
F, 6-4, 190, Jr.-TR




**#40**

**Ben Olayinka**  
F, 6-7, 218, Jr.-TR



**#42**

**Ephraim Ekanem**  
F, 6-7, 230, Jr.-TR



**#50**

**Josh Lepley**  
C, 6-8, 245, Sr.-3L



**Dave Brown**  
Interim Head Coach



**Jay Collins**  
Assistant Coach



**Quintin Grogan**  
Assistant Coach



**Will Hensley**  
Assistant Coach



**Joey Shoen**  
Graduate Assistant  
Manager