



NORTHERN ARIZONA BASKETBALL

Montana State (11-10, 5-4 Big Sky) at

Northern Arizona (12-8, 4-4 Big Sky)

Rolle Activity Center (950)

Lumberjack Radio Network/FSNA/FCS/Uhouse



Three Dot Data...

Northern Arizona plays the second of three home games over six days against the third-place Bobcats...Montana State won the initial meeting in Bozeman last month...NAU has won two consecutive and entered the homestand coming off its first league road win at Portland State...Senior guard Cameron Jones was named one of 10 finalists for the Lowe's Senior CLASS Award last Wednesday...He ranks 20th in the nation in scoring entering the week...He has scored more than 20 points in four of the last six games and averaging 24.5 points per game over the last six games...Senior Shane Johannsen leads Division I and the Big Sky in field goal percentage at 74.1 (ESPN.com)...Jones moved into fourth place on the all-time scoring list against Portland State...Has scored 1,401 career points, the fourth player in school history to reach 1,400 points...NAU is 9-2 when scoring 74 or more and 3-6 when scoring 73 or less...NAU ranked first in the country in 3-pt field-goal percentage and fifth overall in field-goal percentage entering the week...NAU is the only team in Division I to rank among the national top 10 leaders in both field-goal percentage and 3-pt field goal percentage...NAU is 7-1 at home and 1-0 on a neutral courts this season...The Lumberjacks were one of three teams to start league play at 0-2 after the first weekend...Mike Adras now has 94 career conference wins, tied with Neil McCarthy of Weber State for third in league history...Gabe Rogers in second in the nation 3-pt field goal percentage...Stallon Saldivar ranks 18th in the nation and sixth among sophomores in assists per game at 6.0, the top total in the Big Sky, while listing fourth in the nation in assists-to-turnover ratio at 3.48...

2010-11 Schedule		
Date	Opponent	Time/Result
N3	W. New Mexico (EX)	W, 96-86
N12	at Iowa State#	L, 64-78
N14	at No. 18! Creighton#	L, 70-74
N16	Alabama St.# Prescott [^]	W, 74-46
N19	Southwestern College&	W, 97-47
N22	at Kennesaw St.#	W, 74-66
N28	at Pepperdine	W, 88-74
N30	at CS-Bakersfield	W, 81-77
D4	Bethany&	W, 91-50
D8	Texas-Pan American	W, 68-55
D11	at USC	L, 52-60
D16	at Arizona\$	L, 58-63
D22	Air Force	W, 74-63
D29	at Montana*	L, 80-83
D31	at Montana State*	L, 78-86
J6	Idaho State*	W, 82-80 OT
J8	Weber State*	L, 67-68
J15	Sacramento State*&	W, 79-58
J20	at Eastern Washington*	L, 59-72
J22	at Portland State*	W, 71-59
J31	N. Colorado*	W, 65-54
F3	Montana State*	6:35 p.m.
F5	Montana*	6:35 p.m.
F10	at Weber State*	7:05 p.m.
F12	at Idaho State*	7:05 p.m.
F16	E. Washington*	6:35 p.m.
F19	Bracketbusters	TBA
F24	at Sacramento State*	8:05 p.m.
F26	at Northern Colorado*	7:05 p.m.
M2	Portland State*	6:35 p.m.

* Big Sky Conference Game
 ! CollegeInsider.com Mid Major Poll
 \$ Fiesta Bowl Classic
 ^ Tim's Toyota Center, Prescott, Ariz.
 # Global Sports Hy-Vee Challenge
 & Doubleheader
 All Times Mountain (Flagstaff). All home games played at the Rolle Activity Center

Northern Arizona Probable Starters (12-8, 4-4 BSC)

No.	Name	Pos.	Ht.	Wt.	Cl.-Exp.	MIN	GP-S	PPG	RPG	APG
21	Stallon Saldivar	G	6-0	185	So.-1L	25.9	20-20	3.9	3.0	6.0
10	Cameron Jones	G	6-3	190	Sr.-3L	32.4	20-20	19.9	4.6	3.1
11	Gabe Rogers	G	6-2	175	So.-1L	28.8	20-16	12.1	2.5	2.8
34	Durrell Norman	F	6-4	197	Jr.-TR	18.4	20-14	4.2	3.9	0.5
40	Shane Johannsen	F	6-7	235	Sr.-3L	22.8	20-19	9.8	6.6	2.3 Blocks

Top Reserves

No.	Name	Pos.	Ht.	Wt.	Cl.-Exp.	MIN	GP-S	PPG	RPG	APG
30	Eric Platt	G	6-5	218	Sr.-1L	22.0	19-4	9.6	2.3	1.4
2	DeAngelo Jones	G	6-5	200	Sr.-1L	14.5	20-3	3.8	1.9	0.7
32	Austin Smith	F	6-9	220	So.-RS*	13.5	20-4	5.0	3.5	0.5
12	Julian Olubuyi	G	5-9	175	Sr.-1L	10.8	20-0	1.2	0.8	1.9
42	Josh Lepley	C	6-10	220	Jr.-2L	9.5	20-0	3.3	2.2	0.1

Big Sky Predictions...

The Northern Arizona men's basketball team was picked second by the coaches and fourth by the media in the 2010-11 Big Sky Conference Preseason Polls released on Wednesday.

Two-time defending Big Sky Conference regular-season champion Weber State is the favorite in the men's basketball pre-season polls. The 2010-11 media and coaches' polls were released Wednesday by the league office.

Media

Weber State (21)	238
Northern Colorado (2)	197
Montana (4)	196
Northern Arizona (1)	175
Montana State	133
Eastern Washington	106
Portland State	98
Idaho State	59
Sacramento State	56

Coaches

Weber State (6)	61
Northern Arizona (1)	56
Montana (2)	50
Northern Colorado	46
Montana State	31
Eastern Washington	30
Portland State	27
Idaho State	14
Sacramento State	9

Social Media - Facebook

Be a Fan of NAU Athletics

Social Media - Twitter

Follow NAU Athletics

<http://twitter.com/NAUAthletics>

Follow SID Steve Shaff

<http://twitter.com/nausid>

NAU Athletics Blog

<http://nauathletics.blogspot.com/>



Broadcast Information

Radio: Lumberjack Radio Network
(Mitch Strohman)

Station	Freq	Market
KBTK	105.1 FM	Flagstaff Sedona Prescott Verde Valley

Television: FCS/Uhouse/FSNA-TD 2/4
@ Noon

Web Video: www.bigskytv.org

Web Audio: www.bigtalkerradio.com

NAU Media Relations

Director: Steve Shaff

Phone: (928) 523-6792

Cell: (928) 606-6628

Assistant: Joe Scacco

Graduate Assistants:

Eric DeSalvo/Andrew Tmsky

Northern Arizona Pronunciation Guide

Head Coach Mike Adras	A-drus
Gaellen Bewernick	Boo-er-nick
Luis Flores	LUU-is
Shane Johannsen	Jo-HAN-sen
Durrell Norman	dir-RELL
Julian Olubuyi	Oh-la-boo-ee
Eric Platt	Platt as in flat
Stallon Saldivar	SAL-da-var

2010-11 NORTHERN ARIZONA BASKETBALL ROSTER

No.	Name	Pos.	Ht.	Wt.	Cl.-Exp.	Hometown (High School/Last School)
1	Michael Dunn	G	6-0	180	So.-SQ	Chandler, Ariz. (Chandler)
2	DeAngelo Jones	G	6-5	200	Sr.-1L	Seattle, Wash. (Rainier Beach/N. Mexico St./Cochise College)
10	Cameron Jones	G	6-4	190	Sr.-3L	Los Angeles, Calif. (Los Alamitos)
11	Gabe Rogers	G	6-2	175	So.-1L*	Houston, Texas (Klein Forest)
12	Julian Olubuyi	G	5-9	175	Sr.-1L	Houston, Texas (Klein Collins / Northwest (Wyo.) College)
20	Gaellan Bewernick	F	6-6	215	Fr.-HS	Los Angeles, Calif. (Manual Arts)
21	Stallon Saldivar	G	6-0	185	So.-1L	Salt Lake City, Utah (Judge Memorial)
22	Ify Umodu	G	6-3	215	Fr.-HS	Covina, Calif. (South Hills)
23	Luis Flores	G	6-3	175	So.-1L*	Scottsdale, Ariz. (Coronado)
30	Eric Platt	G	6-5	218	Sr.-1L*	Casper, Wyo. (Kelly Walsh/Wyoming)
32	Austin Smith	F	6-9	220	So.-RS*	Tucson, Ariz. (Ironwood Ridge/Liberty)
34	Durrell Norman	G	6-4	190	Jr.-TR	Victorville, Calif. (Serrano/Antelope Valley)
40	Shane Johannsen	F	6-7	235	Sr.-3L	Phoenix, Ariz. (Valley Christian)
42	Josh Lepley	C	6-8	220	Jr.-2L	Reno, Nev. (Bishop Manogue) College/Irvine Valley College

Head Coach: Mike Adras; Assistants: Will Hensley, Quintin Grogan, Jay Collins

Student Assistant: Ivan DaSilva

Student Managers: Sarah Stevenson

Athletic Trainer: Aaron Howard/Ryan Pinson

Montana State Series...

NAU leads the all-time series 44-41 with Montana State. The Lumberjacks are 11-29 in Bozeman and have lost four straight on the road. NAU holds a 27-12 advantage in Flagstaff. The two schools have split the last seven meetings with the home team winning each time. NAU's last win in Bozeman came during the 2006-07 season, a 92-84 win in overtime. Montana State was one of two teams (Colorado State) to hold Cameron Jones in single digits last season, a nine point performance in Bozeman, and only team to prevent double digit scoring this season from Jones.

Recruit to Shoot...

NAU ranks first in the country in three-point field goal percentage at 44.7 and sixth in field goal percentage at 49.4 in the NCAA rankings released on Jan. 25. NAU has led the country in 3-pt shooting for two consecutive weeks and five different ranking periods overall this season.

NAU is the only team in Division I to rank among the national top 10 leaders in both field-goal percentage and 3-pt field goal percentage.

The Lumberjacks ranked 29th in NCAA Division I in field goal percentage at 47.1 percent in 2009-10. NAU is one of three schools to rank among the top 35 in NCAA Division I in field goal percentage in each of the last five seasons (Kansas, Gonzaga). NAU was the only school to rank among the top 15 each season from 2006-09. During the last five seasons, the Lumberjacks ranked eighth in 2005-06, seventh in 2006-07, 14th in 2007-08 and 13th in 2008-09 in field goal percentage.

NCAA Division I 3-Pt FG % Leaders

1. Northern Ariz.	44.7
2. S. Dakota State	42.4
3. Portland	42.3
4. Arkansas-LR	42.1
5. Denver	41.9
6. Northern Colorado	41.8
7. Richmond	41.3
8. SMU	40.9
9. Illinois	40.9
10. Rider	40.8

NCAA Division I FG % Leaders

1. Kansas	51.9
2. Georgetown	50.9
3. Ohio State	50.0
4. St. Mary's	50.0
5. Northern Arizona	49.4
6. Coastal Carolina	49.4
7. Colorado State	49.2
8. North Texas	49.1
9. Oakland	48.8
10. Tennessee Tech	48.8

Sharp Shooters...

With Shane Johannsen's Big Sky leading 74.1 mark from the field, the Lumberjacks field a team with seven of the 10 players in the regular rotation shooting 43 percent or better from the field. NAU also has three of the top 10 three-point shooters in the conference in Cameron Jones (56.4%), Gabe Rogers (47.1%) and Eric Platt (42.9%).

NCAA Field Goal Percentage Leaders

1. Shane Johannsen, NAU	.741
2. Alfred Jones, TNTC	.696
3. Javon McCrea, BUFF	.669
4. Will Hudson, OkaInd	.651
5. Marshall Bjorklund, NDSU	.645

Moving Up the Charts...

Senior Cameron Jones is now fourth on the all-time scoring list with 1,401 points, a milestone reached by just three players in school history. Jones eclipsed the 1,000-point mark for his career in the final game of the 2009-10 season, becoming the 25th player in school history with 1,000 career points.

Career Points

1. Kelly Golob (2002-06)	1,550
2. Andy Hurd (82-86)	1,533
3. Ross Land (96-00)	1,525
4. Cameron Jones (07-Pres.)	1,401
5. Ruben Boykin, Jr. (2004-07)	1,378
6. Dan McClintock (96-00)	1,363
7. Willie Nash (62-66)	1,351

Slow Starting...

The Lumberjacks were one of three teams to start league play at 0-2 after the first weekend. It is the second consecutive 0-2 start for NAU and sixth under Adras. The Lumberjacks have rebounded to win six of Big Sky games in four of the previous five conference seasons that started 0-2.

Jones Named Big Sky POW...

Northern Arizona's Cameron Jones was selected as the Big Sky Conference men's basketball player of the week on Jan. 10. Jones, a 6-foot-4 senior guard from Los Angeles, averaged 31.5 points, 5.5 rebounds and 2.5 assists per game as Northern Arizona beat Idaho State 82-80 in overtime, and lost 68-67 to Weber State.

Double Trouble...

Senior Shane Johannsen recorded his third double-double of the season against Idaho State, recording 11 points and 16 rebounds. His only better game on the boards with 17 came against Kennesaw State earlier this season. He improved his previous best of 13 boards set at Eastern Washington in 2010. Overall has five career double-doubles.

Johannsen Double-Doubles (5)

<u>Team</u>	<u>Pts.</u>	<u>Rbs</u>
E. Washington, 2009-10	14	13
@Sac State, 2009-10	14	11
@Kennesaw St., 2010-11	14	17
Air Force, 2010-11	14	10
Idaho State, 2010-11	11	16

Mr. Rogers Neighborhood...

Sophomore Gabe Rogers ranks second nationally in NCAA Division I in three-point percentage (As of 1/30). He shattered his single-game career high with 31 points helped by seven three-pointers in a 12-for-18 performance from the field against Pepperdine. He added a career-best tying four rebounds. Rogers was named the Big Sky Player of the Week for the performance. For the season, he is shooting 47.1 percent beyond the arc. He has made 49 of his 104 baskets from three-point range, including an astounding 54.5 percent (30-55) from the three-point land on the road.

NCAA Division I 3-Pt FG % Leaders

1. John Shurna, Northwestern	52.2
2. Gabe Rogers, Northern Ariz.	49.5
3. Tom Fow, Air Force	49.0
4. Nemanja Mitrovic, Portland	48.1
5. Mickey McConnell, St. Mary's	47.8

TELEVISION SCHEDULE



Jones Impresses UA Coach Miller...

Cameron Jones had a then season-high tying 27 points at Arizona after recording a career-high 29 against the Wildcats as a junior.

UA coach **Sean Miller** was impressed with the play of the senior guard saying, "To me, no matter who we play against, we're not going to face somebody better than he is, especially on offense. He has such a unique way of playing. He scores inside the three-point line, and for a perimeter player, that's different these days."

"Cameron Jones doesn't get the credit he deserves. I would put him against any of the great guards who are playing college basketball right now."

Big Sky Notes...

NAU leads the league in five offensive and defensive categories and ranks among the top two schools in six categories. The Lumberjacks lead the league in scoring offense (73.6), field goal percentage (48.9), three-point field goal percentage (43.8), assists (17.5), assist-to-turnover ratio (1.4). Senior Shane Johanssen leads the league in field goal percentage (74.1), while Stallon Saldivar is leading in assists (6.0) and assist-to-turnover ratio (3.5).

Adras Tied for Third in Conference Wins...

Northern Arizona coach Mike Adras, now in his 12th season, now has recorded 94 Big Sky Conference victories. Adras ranks tied for third all-time and is just one win short of moving into third all-time alone in league history. Former Weber State coach Neil McCarthy is also third on the list with 94. Adras trails Montana State's Mick Durham (123), Boise State's Bobby Dye (102) and is tied with Weber State's Neil McCarthy (94) in conference wins. Adras also ranks fourth in overall victories with 184. Durham won 246 overall games. Dye is second with 214. McCarthy had 200.

The Northern Arizona basketball program has 13 games on television this season including games on the following networks: Universityhouse, Fox College Sports, Fox Sports Arizona and Altitude.

Nov. 19 vs. Southwestern (6:35 p.m.) - Universityhouse - FCS - Live

Delay 11/19 @ 10 PM on FSAZ

Dec. 8 vs. Texas Pan American (6:35 p.m.) - Universityhouse - FCS (Pacific 623)- Live

Dec. 11 at USC (2 p.m.) - Prime Ticket/FSN Arizona - Live

Dec. 16 at Arizona (7:35 p.m.) - Fox Sports Arizona - Live

Jan. 6 vs. Idaho State (6:35 p.m.) - Universityhouse - FCS - Live

Jan. 8 vs. Weber State (6:35 p.m.) - Universityhouse - FCS - Fox Sports Arizona Live

Jan. 15 vs. Sacramento State (1:05 p.m.) - Universityhouse - FCS - Live

Delay 1/19 @ 12 PM on FSAZ

Jan. 22 at Portland State (6:05 p.m.) - Altitude - Live

Jan. 31 vs. No. Colorado (6:35 p.m.) - Universityhouse - FCS - Fox Sports Arizona Live

Feb. 3 vs. Montana State (6:35 p.m.) - Universityhouse - FCS - Live

Delay 2/4 @ 12:00 PM on FSAZ

Feb. 5 vs. Montana (6:35 p.m.) - Universityhouse - FCS - Live

Delay 2/5 @ 8 PM on FSAZ; Delay TBA on FS Northwest

Feb. 16 vs. E. Washington (6:35 p.m.) - Universityhouse - FCS - Fox Sports Arizona Live

Delay TBA on FS Northwest

March 2 vs. Portland State (6:35 p.m.) -

Universityhouse - FCS - Fox Sports Arizona Live

Delay TBA on FS Northwest


Channel Listings

Universityhouse (Dish Network 9411)

Fox Sports Arizona
(Direct TV 686, Dish Network 415)
Channel 58-Flagstaff
Channel 34- Phoenix

Fox College Sports (Digital Cable)
Fox College Sports Pacific
Direct TV 617
Channel 172-Phoenix
Channel 146-Flagstaff

Altitude Sports & Entertainment
(Direct TV 681, Dish Network 410)



Road Warriors...

NAU is 4-7 on the season on the road after winning their first conference road game at Portland State. The three-game streak during the non-conference season equaled the longest streak from last season and was just the second three-game road streak since 2005-06. NAU had six road wins last season in 2009-10, equaling the best total under Adras in his 11-year tenure.

Block Party...

Senior Shane Johannsen ranks 35th in the nation in blocks at 2.2 per game (as of 1/25). He has recorded a team- and career-best 42 blocks on the season, including a career-high tying against Portland State and three other games with four each and at least two in 12 of 19 games. He has led the team in blocks each of the last two seasons with 27 in 2008-09 and 34 in 2009-10. He is on pace for 70 blocks over the course of the season.

Academic Honors...

Men's basketball student-athletes Cameron Jones, Shane Johannsen and Eric Platt were named to the 2009-10 National Association of Basketball Coaches Honors Court. NAU is one of 21 teams in Division I to place three or more players on the Honors Court and the only Big Sky Conference school to have more than one player earn the distinction.

Dealing Stallon...

Sophomore Stallon Saldivar has 120 assists (6.0 avg.) to lead the Big Sky. He has recorded nine games of six or more assists this season, including a career-best 13 against Idaho State and 11 against Alabama State. He has recorded two of the top 18 assist games in school history. The 13 assists rank tied for sixth on NAU single-game charts.

NCAA Sophomore Assists Leaders

(As of 1/30/11)

1. D.J. Cooper, Ohio 7.8
2. Darius Morris, Michigan 7.2
3. Will Weathers, Troy 6.6
4. Vincent Council, Providence 6.4
5. Nate Wolters, S. Dakota St. 6.2
- 6. Stallon Saldivar, NAU 6.0**
7. Matthew Dellavedova, St. Mary's (CA) 5.8

Rock the Rolle...

NAU will play all its home games in the Rolle Activity Center this season due to the construction project shutting down the Walkup Skydome. The building is named for NAU Athletics Hall of Famer Joe Rolle, who was a four-year basketball letter winner from 1937-41. He also was a two-year award winner in football and track. He led the 1938-1939 team to a 12-4 record and second place finish in the Border Conference. NAU's MVP award named in his honor in 1950, an award won by Cameron Jones each of the last two seasons.

Oh Canada...

NAU traveled to Canada August 11-15 to participate in the Battle of the Border tournament hosted by the University of Calgary at the Jack Simpson Gym. The Lumberjacks played five games over five days in the tournament, including a pair against the host Dinos. NAU also played the Lethbridge Pronghorns twice along with a single tilt against Edmonton's Concordia University College of Alberta. The Lumberjacks finished 4-1 in the five-game Canadian Tour. Senior Cameron Jones led the team in scoring over the five games, averaging 14.6 points per game in 17 minutes per contest. Senior Eric Platt scored 13.6 points per game while making a team-best 11 three-pointers.

Lights, Cameron, Action...

Junior Cameron Jones was one of three unanimous selections to the All-Big Sky first team in 2009-10. He was the only player in the Big Sky Conference to rank among the top 15 in points, rebounds, assists and field goal percentage. He finished the season ranked among the Big Sky leaders in points (19.3, 2nd), rebounds (4.6, 16th), assists (2.8, 11th), field-goal percentage (50.2, 9th), free throw percentage (74.3, 13th) and three-point percentage (42.3, 7th).

Global Sports Hy-Vee Challenge Results

November 12, 2010

Iowa State 78, Northern Arizona 64
Creighton 71, Alabama State 57

November 14, 2010

Creighton 74, Northern Arizona 70
Iowa State 74, Alabama State 47

November 16, 2010

Northern Arizona 74, Alabama St. 46

November 20, 2010

Alabama State 74, Kennesaw St. 59

November 21, 2010

Iowa State 91, Creighton 88

November 22, 2010

Northern Arizona 74, Kennesaw St. 66

November 24, 2010

Iowa State 91, Kennesaw State 51

November 26, 2010

Creighton 75, Kennesaw State 57

Global Sports Hy-Vee Challenge Standings

Iowa State	4-0
Creighton	3-1
Northern Arizona	2-2
Alabama State	1-3
Kennesaw State	0-4

Global Sports Hy-Vee All-Tournament Team

Diante Garrett, Iowa State (MVP)
Melvin Ejim, Iowa State

Cameron Jones, Northern Arizona

Doug McDermott, Creighton
Antoine Young, Creighton
Spencer Dixon, Kennesaw State

Adras Adds Three Signees...

Three student-athletes have signed a National Letter of Intent to attend Northern Arizona University and play basketball in the fall of 2011, Head Coach Mike Adras announced.

The Lumberjacks signed three high school perimeter players, including point guard James Douglas of Orange Lutheran High School in Orange, Calif., and wings Colin Gruber of Harbor High School in Santa Cruz, Calif., and Daniel Cheek of Corona Del Mar High School in Newport Beach, Calif.

"I consider this to be the best early signing class in my tenure," said Mike Adras. "I think we signed three very talented young men who will be a great foundation to build on. All three have the ability to shoot the ball and fit our "Recruit to Shoot" motto. I think the fans of Flagstaff are going to fall in love with these three guys because of the excitement they will bring to the basketball team at NAU. They are also all terrific students and epitomize what we look for in student-athletes."

ESPN Recruiting Rankings: Danny Cheek is rated the No. 18 overall recruit in the state of California and No. 52 shooting guard overall in the nation. James Douglas is the 15th-best point guard in California and No. 92 at his position in the country overall. Both are nominees for the McDonald's All-America game.

2010-11 Northern Arizona Recruiting Class

James Douglas, G, 6-0, 175, Orange, Calif. (Orange Lutheran)
Colin Gruber, G, 6-3, 173, Santa Cruz, Calif. (Harbor)
Danny Cheek, G, 6-4, 180, Newport Beach, Calif. (Corona Del Mar)

Last Game Recap...

Senior guard Eric Platt had 11 points off the bench including three three-pointers to help lead Northern Arizona to a 65-54 victory over Northern Colorado Monday night at the Rolle Activity Center.

Northern Arizona won its second consecutive game to improve to 12-8, 4-4

in Big Sky play, while the Bears dropped their second consecutive game in league play. UNC is 11-9 overall and 7-2 in conference action.

"In the second half we played very well at both ends of the court," said Head Coach Mike Adras. "We played great defense and we got some stops and converted. It was good to see. We practiced that way and I expected us to do that."

Platt scored eight of his 11 points in the second half when the Lumberjacks took control of the game. NAU went on a 10-2 run early in the second half to break open a close game that featured eight ties in the first 22 minutes. The Bears cut the lead to eight points with 5:33 left in the game but never got any closer.

The Lumberjacks had four players in double figures led by senior guard Cameron Jones with 15 points. Sophomore guard Gabe Rogers added 13 points and senior Shane Johannsen had 12 points, six rebounds and four blocks.

Platt finished 3-of-6 from the field, all from three-point distance.

Entering the game, NAU and UNC were both among the top 10 three-point shooting teams in the country but combined to make just 9-of-37 attempts in the game.

Senior Devon Beitzel led the Hearts with 18 points, shooting 7-for-17 from the field and 3-of-10 from beyond the arc.

NAU shot just 40 percent from the field for the game but were helped by a strong second half. Both teams shot just 35 percent in the first half in a game with 80 rebounds, 12 blocks and 25 turnovers.

NAU trailed by seven late in the first half but went on a 9-2 run to end the half aided by two baskets by Rogers and a steal and layup to end the half by DeAngelo Jones.

Season Notes...

* NAU was picked second by the coaches and fourth by the media in the 2010-11 Big Sky Conference Preseason Polls.

* NAU welcomed a talented group back to campus this season, including four returning starters and nine letter winners. Overall, NAU returns 87 percent of its scoring, including the five top scorers and seven of the top eight overall, and 77 percent of the rebounds from the 2009-10 season.

* The Global Sports Hy-Vee Challenge featured Iowa State, Creighton, Alabama State and Kennesaw State. It was a five-team, round-robin event that features nine games. The Lumberjacks went 2-2 in the event.

* NAU won seven consecutive games during the non-conference season, the longest win streak since NAU won 10 straight games in 2005-06. At the time, it was tied for the 11th-best winning streak in Division I. NAU had an average winning margin of 19.7 points during the streak.

* The +22 turnover-to-assist margin against Pepperdine was the best for the team against a Division I opponent under Adras and best since a +21 performance against San Jose Christian in 2003...

* NAU won three straight road non-conference games, equaling the longest streak from 2009-10 and posting the second 3-game road streak since 2005-06.

* NAU and Montana both won three road games during non-conference play, totals better than the rest of the league combined (2).

Men's Basketball's Jones Named Finalist for Lowe's Senior CLASS Award

Senior Among Top 10 Finalists



Cameron Jones

Northern Arizona senior guard Cameron Jones was selected one of 10 finalists for the Lowe's Senior CLASS Award Wednesday. He will now be on the ballot for the national honor and part of an online fan voting contest that will be part of the final selection process.

Lowe's, an official Corporate Partner of the NCAA, will announce the men's basketball Senior CLASS Award® winner at the NCAA Men's Final Four® in Houston. Ballots will be distributed through a nationwide voting system to media, coaches and fans, who will select one finalist who best exemplifies excellence in the four Cs of community, classroom, character and competition.

"It is a pretty prestigious award," said Jones. "It is an all-around effort award. It takes a lot to be part of it and I feel I worked hard to be able to get the honor."

An acronym for Celebrating Loyalty and Achievement for Staying in School®, the Lowe's Senior CLASS Award focuses on the total student-athlete and encourages students to use their platform in athletics to make a positive impact as leaders in their communities.

"I hope he is as excited about this as I am," said Head Coach Mike Adras. "Just to be nominated and make the final 10 is a tremendous honor. He has had a great career. He will be recognized not only in the West but across the country."

Jones maintains a 3.2 GPA in history with a minor in anthropology. He is a three-time member of the Big Sky All-Academic team, as well as a three-time recipient of the Golden Eagle Scholar-Athlete Award. Jones was also chosen to the 2009-10 NABC Honors Court.

"I am very proud of myself for that," said Jones of his high grade point average. "My parents always raised me to get good grades. My parents got mad when I got C's in middle

school. Working hard in the classroom, it pays off on the court when you have a good work ethic. I am just going to keep working hard this year and hopefully everything turns out good."

Jones has been involved in several community-service projects in the Flagstaff community. He has volunteered weekly at a local elementary school and worked for the Flagstaff Community Food Bank as a volunteer. Jones also participated in single-day events including Toys for Tots, Red Ribbon Week, campus move-in and Student-Athlete for a Day, in which elementary students visit campus and attend class with a student-athlete mentor.

"It is a good thing about the athletic administration here at NAU because they encourage you as soon as you get here to reach out to the community," said Jones. "It mainly is what I have done my whole life. It is good to be in the community and nobody wants a one faceted athlete."

The 2011 men's candidate class include Devon Beitzel, Guard, Northern Colorado; Dodie Dunson, Guard, Bradley; Jimmer Fredette, Guard, BYU; Matt Howard, Forward, Butler; Cameron Jones, Guard, Northern Arizona; Jon Leuer, Forward, Wisconsin; David Lighty, Guard, Ohio State; E'Twaun Moore, Guard, Purdue; Tyrel Reed, Guard, Kansas; Kyle Singler, Forward, Duke.

Jones, who declared for the NBA Draft last spring before deciding to return for his senior year, will earn his degree this May.

"Individually I would rate my senior year pretty good but I would like to get some more wins under our belt and hopefully win the conference tournament," said Jones. "I am proud to be back here as a Lumberjack."

Jones, who played at Los Alamitos High School in Los Angeles, has averaged 20.2 points per game this season, ranking first in the Big Sky and 20th in the NCAA. He also ranks among the league leaders in field goal percentage (48.4, 10th/108th in Division I), assists (3.0, 7th), free throw percentage (80.8, 3rd/151st in Division

I) and three-point field goal percentage (57.9, 1st). He has reset his career-high twice this season by scoring 27 against Idaho State and 30 at Arizona.

Fan voting will be available at www.seniorCLASSaward.com and via the Senior CLASS Award Facebook page at <http://www.facebook.com/LowesSeniorCLASSAward>. Fans will be able to vote online through March 20th.

For more information on all the candidates, visit [seniorCLASSaward.com](http://www.seniorCLASSaward.com).

2011 Lowe's Senior CLASS Award Men's Basketball Finalists

Devon Beitzel, Guard, Northern Colorado

Dodie Dunson, Guard, Bradley

Jimmer Fredette, Guard, BYU

Matt Howard, Forward, Butler

Cameron Jones, Guard, Northern Arizona

Jon Leuer, Forward, Wisconsin

David Lighty, Guard, Ohio State

E'Twaun Moore, Guard, Purdue

Tyrel Reed, Guard, Kansas

Kyle Singler, Forward, Duke

"Cameron Jones doesn't get the credit he deserves. I would put him against any of the great guards who are playing college basketball right now."

Arizona Head Coach Sean Miller



USA TODAY/COACHES TOP 25 WEEK 11	
1. Ohio State	
2. Kansas	
3. Texas	
4. Pittsburgh	
5. Duke	
6. San Diego State	
7. Connecticut	
8. Notre Dame	
9. BYU	
10. Purdue	
11. Kentucky	
12. Villanova	
13. Louisville	
14. Georgetown	
15. Missouri	
16. Texas A&M	
17. Syracuse	
18. Wisconsin	
19. Washington	
20. Minnesota	
21. Utah State	
22. Arizona	
23. Florida	
24. Illinois	
25. Vanderbilt	

BOLD indicates 2010-11 opponent

USA TODAY/COACHES TOP 25 (ADRAS' VOTE) WEEK 11	
1. Ohio State	
2. Kansas	
3. Texas	
4. Pittsburgh	
5. Duke	
6. San Diego State	
7. Connecticut	
8. Purdue	
9. BYU	
10. Notre Dame	
11. Louisville	
12. Villanova	
13. Kentucky	
14. Utah State	
15. Washington	
16. Georgetown	
17. Texas A&M	
18. Missouri	
19. Syracuse	
20. Wisconsin	
21. Arizona	
22. Va. Commonwealth	
23. Xavier	
24. Florida	
25. St. Mary's	

BOLD indicates 2010-11 opponent

COLLEGE INSIDER MID-MAJOR TOP 25 WEEK 11	
1. Cleveland St. (27) 762	
2. St. Mary's (4) 663	
3. Wichita State (3) 650	
4. VCU 648	
5. Missouri State 645	
6. George Mason 604	
7. Harvard 583	
8. Coastal Carolina 576	
9. Oakland 550	
10. Old Dominion 525	
11. Gonzaga 394	
12. Portland 390	
13. Belmont 356	
14. Montana 355	
15. Butler 307	
16. Princeton 302	
17. Fairfield 294	
18. Valparaiso 280	
19. Northern Iowa 230	
20. Co. of Charleston 177	
21. Santa Clara 114	
22. James Madison 111	
23. Wright State 84	
24. Drexel 81	
25. Maine 49	

BOLD indicates 2010-11 opponent

BIG SKY CAREER UPDATES	
<i>Coaching Wins</i>	
1. Mike Durham, Montana St.....246	
2. Bobby Dye, Boise State.....214	
3. Neil McCarthy, Weber State200	
4. Mike Adras, N. Arizona184	
5. Joe Cravens, Weber State159	
6. Mike Montgomery, Montana154	
7. Hank Anderson, Gonzaga/MSU153	
8. Ron Abegglen, Weber State152	
9. Blaine Taylor, Montana142	
10. Sonny Allen, Nevada114	
11. Jim Killingsworth, Idaho St.109	
12. Stu Starner, Montana State108	
13. Don Monson, Idaho100	
<i>Conference Wins</i>	
1. Mick Durham, Montana State.....123	
2. Bobby Dye, Boise State.....102	
3. Mike Adras, Northern Arizona94	
3. Neil McCarthy, Weber State94	
5. Ron Abegglen, Weber State86	
6. Joe Cravens, Idaho/WSU79	
7. Mike Montgomery, Montana73	
7. Hank Anderson, Gonzaga/MSU73	
9. Blaine Taylor, Montana70	
10. Jim Killingsworth, Idaho St. 60	

HEAD COACH MIKE ADRAS 12TH Year (184-158)
2006 Big Sky Conference Coach of the Year

THE ADRAS FILE

FULL NAME: Mike Adras
DATE OF HIRE: April 5, 1999
DATE OF BIRTH: June 25, 1961
HOMETOWN: Las Vegas, Nev.



BEGAN AT NAU: 1992 (18th overall in 2009-10, 11th as head coach)
COLLEGE: UC Santa Barbara (1983, B.S., History); Nova University (1988, Educational Administration)
COACHING EXPERIENCE: Head Coach, Northern Arizona, 1999-Present; Assistant Coach, Northern Arizona, 1992-99; Assistant Coach, Drake University, 1991-92; Varsity Head Coach, Las Vegas Gorman HS, 1986-91; Junior Varsity Coach, Las

Vegas Gorman HS, 1984-86; Graduate Assistant, San Jose State University, 1983-84; Student Assistant, UC Santa Barbara, 1982-83.
COACHING HIGHLIGHTS: 2006 Big Sky Conference Coach of the Year; Hugh Durham Mid-Major Coach of the Year Finalist; Coached 11 NAU squads into postseason action, including two NCAA Tournament appearances (1998, 2000) and two NIT appearances (1997, 2006); NAU has won 20 or more games six times, claiming four Big Sky Conference titles and two Big Sky Tournament championships; Coached the first player drafted by the NBA from NAU in over 20 years - Dan McClintock; Tutored his players to 25 all-conference accolades and 33 all-academic honors; Coached former NBA players Bison Dele (formerly Brian Williams) and Matt Othick, as well as future Big Sky MVP Kevin Soares (Nevada-1992) at Las Vegas Gorman HS.

ADRAS YEAR-BY-YEAR							
School	Year	Overall	Big Sky/Finish	Home	Away	Neutral	Postseason
Northern Ariz.	1999-00	20-11	11-5/3rd	12-2	5-8	3-1	Big Sky/NCAA
Northern Ariz.	2000-01	15-14	8-8/t4th	10-3	4-8	1-3	Big Sky
Northern Ariz.	2001-02	14-14	7-7/t4th	9-3	5-10	0-1	Big Sky
Northern Ariz.	2002-03	15-13	6-8/5th	10-3	4-9	1-1	Big Sky
Northern Ariz.	2003-04	15-14	7-7/2nd	8-4	6-10	1-0	Big Sky
Northern Ariz.	2004-05	11-17	4-10/7th	8-4	1-11	2-2	
Northern Ariz.	2005-06	21-11	12-2/1st	13-3	6-6	2-2	Big Sky/NIT
Northern Ariz.	2006-07	18-12	11/5-T-1st	11-2	6-9	1-1	Big Sky
Northern Ariz.	2007-08	21-11	11-5/2nd	13-3	6-8	2-0	Big Sky
Northern Ariz.	2008-09	8-19	5-11/8th	7-5	1-14	0-0	
Northern Ariz.	2009-10	14-14	8-8	8-4	6-10	0-0	Big Sky
Northern Ariz.	2010-11	12-8	4-4	7-1	4-7	1-0	
Totals	12 Years	184-158	94-80	116-37	54-109	14-11	

NAU Career Points

1. Kelly Golob (2002-06)	1,550
2. Andy Hurd (82-86)	1,533
3. Ross Land (96-00)	1,525
4. Cameron Jones (07-Pres.)	1,401
5. Ruben Boykin, Jr. (2004-07)	1,378
6. Dan McClintock (96-00)	1,363
7. Willie Nash (62-66)	1,351
8. James Plump (66-69)	1,349
9. Steve Williams (88-92)	1,341
10. Bill Aaron (56-60)	1,314
10. Walter Mannon (68-72)	1,296
12. Ryan McDade (99-03)	1,284
13. Kyle Landry (04-08)	1,274
14. Wiley Horton (56-60)	1,250
15. Nate Payne (72-75)	1,246

Career Field Goals

1. Andy Hurd (82-86)	597
2. Dan McClintock (96-00)	542
2. Jim Plump (66-69)	542
4. Walter Mannon (68-71)	538
5. Cameron Jones (07-Pres.)	534
5. Nate Payne (72-75)	529
7. Ryan McDade (99-03)	526
8. Kelly Golob (02-06)	525
9. Steve Williams (88-92)	518
10. Ruben Boykin, Jr. (03-07)	514

Career Field-goal Attempts

1. Steve Williams (88-92)	1,289
2. Bill Aaron (56-60)	1,210
3. Andy Hurd (82-86)	1,207
4. Kelly Golob (02-06)	1,199
5. Cameron Jones (07-Pres.)	1,087
6. Nate Payne (72-75)	1,153
7. Wiley Horton (56-60)	1,151
8. Willie Nash (62-66)	1,058
9. Jim Plump (66-69)	1,045
10. Ryan McDade (99-03)	1,026

Career Field-goal Percentage

1. Shane Johannsen (07-Pres.)	.695
(Career FG Attempts: 310-446)	
2. Dan McClintock (96-00)	.632
3. Joakim Kjellbom (02-04)	.621
4. Andre Spencer (84-86)	.610
5. Casey Frank (95-99)	.600
6. Anthony Burgess (86-88)	.585
7. David Allen (83-85)	.574
8. Kyle Landry (04-08)	.562
9. David Johnson (78-80)	.556
10. Scott Taylor (95-97)	.556

Career Three-pointers

1. Ross Land (96-00)	308
2. Kelly Golob (02-06)	289
3. Stephen Sir (04-07)	276
4. Cory Schwab (99-01)	176
5. Andrew Mavis (96-98)	154
6. Kyle Feuerbach (2001-05)	151
7. Michael McNair (95-99)	135
8. Rod Hutchings (96-99, 01)	133
9. John Rondeno (92-95)	131
10. Steve Williams (88-92)	124
11. Brad Snyder (92-95)	120
Cameron Jones (07-Pres.)	95
Gabe Rogers (09-Pres.)	94

Career Three-point Attempts

1. Kelly Golob (02-06)	710
2. Ross Land (96-00)	664
3. Stephen Sir (04-07)	571
4. Kyle Feuerbach (01-05)	409
5. Steve Williams (88-92)	368
6. John Rondeno (92-95)	361
7. Brad Snyder (92-95)	346
8. Adam Lopez (99-02)	333
9. Andrew Mavis (96-98)	327
10. Michael McNair (95-99)	314
10. Rod Hutchings (96-99, 01)	314
Cameron Jones (07-Pres.)	218
Gabe Rogers (09-Pres.)	227

Career Three-point Percentage

1. Stephen Sir (04-07)	.483
2. Andrew Mavis (96-98)	.471
3. Ross Land (96-00)	.464
4. Mark Anderson (87-88)	.449
4. Andy Hurd (82-86)	.449
6. Cameron Jones (07-Pres.)	.435
7. LaVonne Davis (83-85)	.429
8. Michael McNair (95-99)	.429
9. Rod Hutchings (96-99, 01)	.423
10. Gabe Rogers (09-Pres.)	.414
11. Kelly Golob (02-06)	.407
12. David Duane (83-87)	.400
13. Kyle Lundy (86-87)	.400

Career Free-throw Percentage

1. Stephen Sir (04-07)	.844
2. Chris Ferguson (01-04)	.876
3. Troy Hudson (77-79)	.874
4. Kelly Golob (02-06)	.851
5. Jeff Altman (81-85)	.843
6. Rod Hutchings (96-99, 01)	.840
7. Andy Hurd (82-86)	.839
8. Ross Land (96-00)	.838
9. Adam Lopez (99-02)	.831
10. David Henson (75-79)	.821

Career Blocked Shots

1. Dan McClintock (96-00)	196
2. Shane Johannsen (07-Pres.)	109
3. Dan Busch (79-83)	97
4. Shawn Herman (85-90)	83
5. Casey Frank (95-99)	76
6. Ryan McCurdy (05-08)	75
7. Antwine Murchison (84-86)	73
8. Wayne Wharton (78-80)	64
9. Adrian Hayes (02-04)	58
10. Demetreus Robbins (91-93)	53

Career Games Played

1. Ruben Boykin, Jr. (03-07)	119
2. Ross Land (96-00)	117
2. Josh Wilson (05-09)	117
4. Kelly Golob (02-06)	116
4. Matt Gebhardt (98-02)	116
4. Nick Larson (06-10)	116
7. Billy Hix (96-00)	115
7. Dan McClintock (96-00)	115
9. Kyle Landry (04-08)	113
10. David Duane (83-87)	111
10. Harry Payne (83-87)	111
12. Andy Hurd (82-86)	110
12. Kyle Feuerbach (01-05)	110
Cameron Jones (07-Pres.)	107
Shane Johannsen	94

Single-Season Blocked Shots

1. Dan McClintock (99-00)	70
2. Dan Busch (82-83)	58
3. Adrian Hayes (0-3-04)	47
4. Shane Johannsen	46
5. Dan McClintock (96-97)	43
5. Dan McClintock (98-99)	42
5. Joakim Kjellbom (03-04)	42
8. Dan McClintock (97-98)	41
8. Antwine Murchison (84-85)	41
10. Shawn Herman (89-90)	35
10. Wayne Wharton (78-79)	35

Single-Season Field-goal Percentage (Min. 50 att.)

1. Shane Johannsen (10-11)	.741
2. Shane Johannsen (08-09)	.727
3. Dan McClintock (98-99)	.668
4. Dan McClintock (96-97)	.657
5. Dan McClintock (97-98)	.629
5. Shane Johannsen (09-10)	.629
7. Joakim Kjellbom (03-04)	.621
8. Casey Frank (97-98)	.620
9. Andre Spencer (85-86)	.610
10. Casey Frank (98-99)	.608

Single Game Points Scored

1. Frank Turley (55-56) 46 vs. W. New Mexico
2. Cory Schwab (00-01) 43 at Cal Poly
3. Mike Williams (69-70) 40 vs. E. Washington
3. Jason Word (93-94) 40 vs. Southern Utah
5. Bill Lewis (55-56) 39 vs. Arizona State
6. Cameron Jones (10-11) 37 vs. Idaho State
Aaron Bond (02-03) 37 vs. Tennessee Martin
7. Bill Aaron (59-60) 37 vs. Rockhurst
8. David Henson (76-77) 36 vs. Lamar
9. Fito Trujillo (54-55) 35 vs. Arizona State
Willie Nash (65-66) 35 vs. Gonzaga
Tom DeBerry (75-76) 35 vs. Southern Utah
Mark Anderson (87-88) 35 vs. Montana
Ross Land (99-00) 35 vs. CS Northridge
Demetreus Robbins (92-93) 35 vs. St. Mary's

Single Game Assists

1. Tom DeBerry (75-76) 16 vs. Portland St.
2. Adam Lopez (00-01) 15 vs. Colgate
3. Greg Henderson (77-78) 14 vs. Grand Canyon
Harry Payne (86-87) 14 vs. Concordia
Josh Wilson (06-07) 14 at E. Washington
6. Stallon Saldivar (10-11) 13 vs. Idaho State
Kawika Akina (98-99) 13 vs. St. Bonaventure
Adam Lopez (00-01) 13 at Cal Poly
Kyle Feuerbach (04-05) 13 at Sacramento St.
Josh Wilson (05-06) 13 vs. Portland State
11. Harry Payne (85-86) 12 vs. Montana State
Harry Payne (86-87) 12 vs. Brooklyn
13. Stallon Saldivar (10-11) 11 vs. Idaho State
Greg Henderson (78-79) 11 vs. Idaho
Larry Johnson (79-80) 11 vs. Doane
Greg Henderson (83-84) 11 vs. LeTourneau
Harry Payne (85-86) 11 vs. Ft. Lewis
Kevin Tucker (87-88) 11 vs. Grand Canyon

#1 MICHAEL DUNN
 G, 6-0, 180, So.-SQ*
 Chandler, Ariz. (Chandler)

ACADEMIC NOTES: Majoring in psychology.

GAME NOTES: Made last five attempts from the field.

2010-11: Seen action in nine games...Came off the bench to score a career-high nine points at Montana State, going 4-for-4 from the field and 1-for-1 from the line in eight minutes with a career-high three steals...Had two points against Alabama State.

#1 Dunn's Career Bests	
Points	9 at Montana State (12/31/10)
Rebounds	3 vs. Southwestern (11/19/10)
Assists	2 Two times
Blocks	0
Steals	3 at Montana State (12/31/10)
Dunn's Season Bests	
Points	9 at Montana State (12/31/10)
Rebounds	3 vs. Southwestern (11/19/10)
Assists	0
Blocks	0
Steals	3 at Montana State (12/31/10)

#23 LUIS FLORES
 G, 6-3, 175, So.-1L
 Scottsdale, Ariz. (Coronado)

ACADEMIC NOTES: Plans to major in biomedical science and become a doctor...2010 Golden Eagle Scholar-Athlete recipient...Nominee for 2010-11 Capital One Academic All-District honors.

2010-11: Seen action in eight games off the bench...Shooting 62 percent (5-for-8) from the field...Scored in five games...Had a season-high five points at Montana State...Played a season-high 10 minutes against Bethany.

#23 Flores' Career Bests	
Points	11 vs. Northern New Mexico (12/30/09)
Rebounds	3 at New Mexico (12/16/09)
Assists	3 vs. Bethany (12/4/10)
3-Pointers	1 Four times
Blocks	0
Steals	2 vs. Northern New Mexico (12/30/09)
Flores' Season Bests	
Points	5 at Montana State (12/31/10)
Rebounds	1 Four times
Assists	3 vs. Bethany (12/4/10)
3-Pointers	1 at Iowa State (11/13/10)
	1 at Montana State (12/31/10)
Blocks	0
Steals	0

#40 SHANE JOHANNSEN

F, 6-6, 235, Sr.-3L

Chandler, Ariz. (Valley Christian)

ACADEMIC NOTES: Majoring in mechanical engineering...Chosen to the 2009-10 National Association of Basketball Coaches Honors Court...Named two-time Big Sky All-Academic team (2008, 2009) and three-time Golden Eagle Scholar-Athlete Award recipient (2008, 2009, 2010)...Was an *ESPN the Magazine* Academic All-District 8 nominee in 2009.

CAREER NOTES: School's all-time leading field goal percentage leader at 69.5 percent (Career FG Attempts: 310-446)...Set school single-season field goal percentage mark during sophomore season at 72.7 percent...Posted two of the top five shooting seasons in school history.

GAME NOTES: 46 blocks rank fourth on single-season charts in school history...Trails Adrian Hayes, who had 47 in 2003-04...Posted 13 games with two or more blocks, four games with four in a game and a career-high tying five against Portland State.

2010-11: Seen action in all 20 games with 19 starts...Averaged 9.8 points per game (T23rd in Big Sky) and 6.6 rebounds (6th in Big Sky/233rd in Division I)...Leads Division I and the Big Sky in field goal percentage at 74.1 (ESPN.com)...Does not qualify for NCAA listing based on five made per game...15 field goals shy of qualifying for NCAA rankings in FG% with 5 made minimum...Second in the Big Sky and ranks 37th in the NCAA (As of 1/30) in blocks at 2.3 per game...10 games in double figures and three double-doubles...Had 18 points against Sacramento State...Scored 11 points with 16 rebounds against Idaho State...Had 15 points at Montana State, making season-high tying seven field goals...Notched double-double against Air Force with 14 points and 10 rebounds...Had a season-high 17 points at Cal-State Bakersfield...Recorded third career double-double with 14 points and career-high 17 rebounds at Kennesaw State.

2009-10 (JUNIOR): Saw action in 26 games...Starter in first 14 games played and 17 overall on the season...Did not play against Santa Clara and SDSU...Averaged 10.8 points per game (17th in Big Sky) and 5.9 rebounds per game (7th in Big Sky)...Second in conference in field-goal percentage at 62.9...Third in league in blocked shots at 1.3 per game...Notched double figures in 15 games on the season (NAU was 11-4)...Posted first two career double-doubles...Had 14 points and 11 rebounds at Sacramento State...Recorded first career double-double with 14 points and career-best 13 rebounds against Eastern Washington...Had top four single-game scoring games of his career...Had 13 points and a season-high tying nine rebounds at Northern Colorado...Reset career-best with 19 points at Portland State, shooting 8-for-9 from the field...Scored a then career-best 18 points in season opener against Southwestern College...Equaled career-best with 18 points at Texas Pan American...Also contributed 18 points and a career-best four blocks at Idaho State...Had 16 points in Big Sky opener at Montana...Shot 7-of-9 for 14 points at No. 19 New Mexico.

NCAA Field Goal Percentage Leaders

1. Shane Johannsen, NAU	.741
2. Alfred Jones, TNTC	.696
3. Javon McCrea, BUFF	.669
4. Will Hudson, OkaInd	.651
5. Marshall Bjorklund, NDSU	.645

Johannsen Double-Doubles (5)

<u>Team</u>	<u>Pts.</u>	<u>Rbs</u>
E. Washington, 2009-10	14	13
@Sac State, 2009-10	14	11
@Kennesaw St., 2010-11	14	17
Air Force, 2010-11	14	10
Idaho State, 2010-11	11	16

#40 Johannsen's Career Bests	
Points	19 at Portland State (1/19/10)
	18 vs. Southwestern (11/13/09)
	18 at Texas-Pan American (12/28/09)
	18 at Idaho State (2/13/10)
	17 vs. Sacramento State (1/15/11)
Rebounds	17 at Kennesaw St. (11/22/10)
	16 vs. Idaho State (1/6/11)
	13 vs. Eastern Washington (2/20/10)
	11 at Sacramento State (2/26/10)
	10 vs. Air Force (12/22/10)
Assists	3 at Idaho State (2/13/10)
	3 vs. Weber State (1/8/11)
Steals	2 Seven times, last vs. Idaho State (1/6/11)
Blocks	5 at Montana (3/6/10)
	5 at Portland State (1/22/11)
	4 at Idaho State (2/13/10)
	4 at Creighton (11/14/10)
	4 vs. Southwestern (11/19/10)
	4 at Eastern Washington (1/20/11)
	4 vs. Northern Colorado (1/31/11)
Johannsen's Season Bests	
Points	18 vs. Sacramento State (1/15/11)
Rebounds	17 at Kennesaw St. (11/22/10)
	16 vs. Idaho State (1/6/11)
Assists	3 vs. Weber State (1/8/11)
Steals	2 vs. UTPA (12/8/10)
	vs. Idaho State (1/6/11)
Blocks	5 at Portland State (1/22/11)
	4 at Creighton (11/14/10)
	4 vs. Southwestern (11/19/10)
	4 at Eastern Washington (1/20/11)
	4 vs. Northern Colorado (1/31/11)

#10 CAMERON JONES

G, 6-4, 190, Sr.-3L
Los Angeles, Calif. (Los Alamitos)

*Lowe's Senior CLASS Award Finalist
One of 10 National Finalists*

ACADEMIC NOTES: Majoring in history with a minor in anthropology... Chosen to the 2009-10 National Association of Basketball Coaches Honors Court... Three-time Big Sky All-Academic team and Golden Eagle Scholar-Athlete Award (2008-10)... Named to the Principal's Honor Roll in high school.

FUN FACT: Cousin Landry Fields played at Stanford and was a second-round (9th pick) by the New York Knicks in 2010.

NBA DRAFT: Declared for the 2010 NBA Draft before withdrawing to return for his senior season.

CAREER NOTES: Scored 1,401 career points to rank fourth in school history... He is the 25th player in school history to reach the 1,000-point milestone... Also ranks among career top 10 in field goals (5th, 534), field goal attempts (5th, 1,087), three-point field goal percentage (6th, .435)... Two-time All-Big Sky selection... Unanimous selection to the 2010 All-Big Sky first team... 2009 All-Big Sky second-team selection... Scored 20 or more points 31 times in his career, including 10 times in 2010-11... Score 30 or more two times (Montana, Idaho State)... Three-time Big Sky Player of the Week selection (Feb. 23, 2009; Jan. 18, 2010; Jan. 10, 2011)... Two-time recipient of the Joe Rolle Most Valuable Player Award, the eighth player in program history to win the award two times and first since Troy Hudson won the award after the 1977-78 and 1978-79 seasons.

GAME NOTES: Made 19 of last 23 at the free throw line and shooting 81.0 percent overall from the line... Averaged 22.5 over the last five games... Leads Big Sky with 23.0 points per game in conference play... Scored 10 or more points in 19 of last 20 games this season and 36 of the last 37 dating to last

season... Moved into fourth place on the all-time scoring list against Portland State... He is trailing Ross Land (1996-00), who scored 1,525 points in his career... 149 points shy of tying school record for points with nine regular season games remaining... Needs to average 16.6 points per game to surpass Kelly Golob's school record.

2010-11 HONORS: Lowe's Senior CLASS Award Finalist (One of 10)... Named to Global Sports All-Tournament team... Named Big Sky Player of the Week on Jan. 10., averaging 31.5 points, 5.5 rebounds and 2.5 assists per game in games against Idaho State and Weber State.

2010-11: Started all 20 games... Averaged 19.9 points per game, ranking first in the Big Sky and 21st in the NCAA (As of 1/30)... Also ranks among league leaders in field goal percentage (47.4, 12th/113th in Division I), assists (3.0, 7th), free throw percentage (81.0, 4th/151st in Division I) and three-point field goal percentage (56.4, 1st)... Scored 20 or more 10 times and 30 or more two times... Reset career-high for second time in three games with 37 points against Idaho State... Hit game-tying three-pointer to send the game into overtime with nine seconds left... Had a then career-high 30 points at Montana... Had 27 points against Texas-Pan American and at Arizona... Scored 23 points at Pepperdine.

2009-10 (JUNIOR): 2010 All-Big Sky first team selection... Received Joe Rolle Most Valuable Player Award at team banquet... Named to West Coast Classic All-Tournament team... Named Big Sky Player of the Week on Jan. 18... Starter in all 28 games... Averaged a team-best 19.3 points (2nd in Big Sky/39th in Division I), the fourth-best single-season in school history, and 20.7 points in league play (T2nd in Big Sky)... Finished the season with 541 points, the third-best total in school history... Only player in the Big Sky Conference to rank among the top 16 in points, rebounds, assists and field goal percentage... Ranked among Big Sky leaders in points (19.3, 2nd),

rebounds (4.6, 16th), assists (2.8, 11th), field-goal percentage (50.2, 9th/76th in Division I), free throw percentage (73.9, 13th) and three-point percentage (42.3, 7th)... Scored 20 or more points in 15 games on the season... Reached double figures in 26 of 28 games (@Montana State, @Colorado State) and 17 consecutive games overall to end the season... Named Big Sky Player of the Week on Jan. 18... Averaged 26 points, seven rebounds and three assists per game in wins over Eastern Washington and Portland State... Made 21-of-28 shots from the field (.750 percent) and both of his 3-point attempts... Connected on 12-of-15 shots and scored 28 points with nine rebounds, two assists and two steals in victory over Eastern Washington... Followed with a 24-point, seven-rebound, and four-assist effort in the win over Portland State, snapping the Vikings' 13-game home court winning streak... Reset career-high with 29 points at Arizona... Had 23 points against Fresno State... Scored 25 points on 9-of-14 shooting at Texas-Pan American... Had 28 points against Northern New Mexico with a career-best tying four three-pointers.

#10 Cameron Jones' Career Bests		
Points	37	vs. Idaho State (1/6/11)
	30	at Montana (12/29/10)
Rebounds	29	at Arizona (11/15/09)
	9	at Eastern Washington (1/15/10)
	9	vs. Montana State (1/29/10)
3-Pointers	9	at Northern Colorado (2/7/10)
	4	at Northern Colorado (12-29-08)
Assists	4	vs. N. New Mexico (12/30/09)
	8	vs. Montana State (1/12/09)
Steals	8	at Pepperdine (11/28/10)
	6	vs. Portland State (1/4/09)
Cameron Jones' Season Bests		
Points	37	vs. Idaho State (1/6/11)
	30	at Montana (12/29/10)
Rebounds	27	vs. UTPA (12/8/10)
	27	at Arizona (12/16/10)
3-Pointers	8	vs. Idaho State (1/6/11)
Assists	3	vs. Idaho State (1/6/11)
Steals	8	at Pepperdine (11/28/10)
	3	vs. Southwestern (11/19/10)

#2 DEANGELO JONES

6-5, 200, Sr.-1L

Seattle, Wash. (Rainier Beach/New Mexico State/Cochise College)

ACADEMIC NOTES: Majoring in business.

2010-11: Seen action in all 20 games with three starts...Made first start against Sacramento State, scoring six points in a season-high 22 minutes...Scored in 19 of 20 games played...Scored a season-high nine points against Southwestern...Scored eight points at Portland State before suffering a shoulder injury...Did not miss a game.

2009-10 (JUNIOR): Saw action in 24 games with 10 starts...Named to West Coast Classic All-Tournament team...Averaged 8.6 points per game and 2.9 rebounds per contest....Posted nine games in double figures...Shot 49.4 percent from the field (11th in the Big Sky)...Hit game-tying basket to force overtime at Idaho State, finishing with eight points, five rebounds and a career-high six assists...Was selected as the Big Sky Conference Player of the Week for games played between Nov. 24-29...Scored a career-high 28 points with six rebounds an assist and a steal in victory over Santa Clara, hitting 9-of-13 from the field and 7-of-9 from the free-throw line...Also made 3-of-5 from 3-point range...Added 10 points with three rebounds and a steal at San Diego State...For the week, Jones averaged 19 points and 4.5 rebounds per game and shot .524 percent from the floor and .867 from the free-throw line...Scored 17 points against UC Riverside...Had 14-point effort against Northern New Mexico with perfect 6-for-6 game from the field...Missed games against Idaho State, Weber State, at Eastern Washington and at Portland State with groin injury...Limited to three minutes at Texas-Pan American due to groin strain...Notched season high four assists and three steals at Air Force.

#2 DeAngelo Jones's Career Bests	
Points	28 at Santa Clara (11/25/09)
Rebounds	6 at Santa Clara (11/25/09)
	6 at New Mexico (12/16/09)
Assists	6 at Idaho State (2/13/10)
Steals	4 vs. Southwestern (11/19/10)
DeAngelo Jones' Season Bests	
Points	9 vs. Southwestern (11/19/10)
Rebounds	5 vs. UTPA (12/8/10)
3-Pointers	1 at Creighton (11/14/10)
Assists	4 at Arizona (12/16/10)
Steals	4 vs. Southwestern (11/19/10)

#42 JOSH LEPLEY

6-8, 220, Jr.-2L

Reno, Nev. (Bishop Manogue)

ACADEMIC NOTES: Majoring in criminology and criminal justice with a minor in sociology.

2010-11: Seen action in all 20 games...Averaged 3.3 points and 2.2 rebounds...Scored a season-high 15 points and tied his career-high for blocks with four against Bethany...Recorded season-high eight boards at Pepperdine.

2009-10 (SOPHOMORE): Saw action in all 28 games with 11 starts...Scored in 25 of 28 games on the season...Scored a career-best 16 points in season opener against Southwestern College...Reset career best for rebounds twice during the season...Had seven rebounds and a career-best four assists in double overtime win over Portland State...Had 13 points in loss to Montana...Scored 11 points with a career-best nine rebounds at Eastern Washington...Had seven rebounds at Colorado State...Scored 10 points against Idaho State...Had a career-high four blocks against Montana State.

#42 Lepley's Career Bests	
Points	18 at Idaho State (2/28/09)
Rebounds	9 at Eastern Washington (1/15/10)
Assists	4 vs. Portland State (2/18/10)
Blocks	4 vs. Montana State (1/28/10)
	4 vs. Bethany (12/4/10)
Steals	2 Two times
Lepley's Season Bests	
Points	15 vs. Bethany (12/4/10)
Rebounds	8 at Pepperdine (11/28/10)
Assists	1 vs. UTPA (12/8/10)
Blocks	4 vs. Bethany (12/4/10)
Steals	1 Two times

#12 JULIAN OLUBUYI

G, 5-9, 175, Sr.-1L

Houston, Texas (Klein Collins /Northwest (Wyo.) College)

ACADEMIC NOTES: Majoring in applied sociology.

2010-11: Seen action in all 20 games...Scored 1.2 points per game with 1.9 assists per game...Had a season high seven points against Montana State...Recorded six assists against Sacramento State.

2009-10 (JUNIOR): Saw action in all 28 games with 24 starts...Averaged 2.9 points, 1.4 rebounds and a team-best 4.0 assists...Ranked third in the Big Sky in assists per game and second (tied for 29th in Division I) in assist-to-turnover ratio at 2.4-to-1...Had eight games with six or more assists...Ranked third on the team steals with 27...Had more than one steal in six games...Tied season-high with 10 assists against Eastern Washington...Had a season-high 10 assists for first career double-double in first NAU game...Scored length of the court dribble and score with less than five seconds left to send game into second overtime against Portland State...Steal with 10 seconds left sealed the win at Eastern Washington.

#12 Olubuyi's Career Bests	
Points	10 vs. Southwestern (11/13/09)
Rebounds	4 at Texas-Pan American (12/28/09)
3-Pointers	2 vs. Southwestern (11/13/09)
Assists	10 vs. Southwestern (11/13/09)
	10 vs. Eastern Washington (2/20/10)
	9 vs. N. New Mexico (12/30/09)
Steals	3 Three times
Olubuyi's Season Bests	
Points	7 vs. Idaho State (1/6/11)
Rebounds	2 at CSU-Bakersfield (12/1/10)
	2 vs. Idaho State (1/6/11)
Assists	6 vs. Sacramento State 91/15/11)
Blocks	1 vs. Sacramento State 91/15/11)
Steals	2 vs. Bethany (12/4/10)
	2 vs. Weber State (1/8/11)

#34 DURRELL NORMAN

G, 6-4, 197, Jr.-TR
 Victorville, Calif. (Serrano/Antelope Valley College/Irvine Valley College)

ACADEMIC NOTES: Plans to study humanities.

2010-11: Saw action in all 20 games with 14 starts...Averaged 4.2 points and 3.9 rebounds...Recorded 11 games of four or more rebounds on the season...Scored in double figures for first time with 10 points at Montana State...Had a single-game best eight boards against Southwestern...Scored a career-high nine points against Air Force.

PRIOR TO NAU: Transfer from Irvine Valley College...Played for Jerry Hernandez...Named All-Orange Empire first-team selection...Averaged 13.5 points and 6.4 rebounds while shooting 48.6 percent from the field...Helped team to their first ever trip to the state tournament in 2009-10, finishing with a record of 26-5, the second-best win total in program history...Product of same program as former Lumberjack standouts Commander King and Chris Ferguson...Played at Antelope Valley College during the 2007-08 season...Helped Antelope Valley to a record of 25-11 overall and 10-4 and a first-place tie in conference...Appeared in 33 games and averaged 5.0 points and 3.4 rebounds...Averaged 5.6 points and 4.1 rebounds in conference play...Shot 46.5 percent from the field (53 of 114) overall with a high scoring game of 15 points.

#34 Norman's Career Bests	
Points	10 at Montana State (12/31/10)
	9 vs. Air Force (12/22/10)
	8 vs. Alabama State (11/16/10)
Rebounds	8 vs. Southwestern (11/19/10)
Assists	2 at Kennesaw St. (11/22/10)
Blocks	1 Three times, last vs. Southwestern (11/19/10)
Steals	2 vs. Alabama State (11/16/10)
Norman's Season Bests	
Points	10 at Montana State (12/31/10)
	9 vs. Air Force (12/22/10)
	8 vs. Alabama State (11/16/10)
Rebounds	8 vs. Southwestern (11/19/10)
Assists	2 at Kennesaw St. (11/22/10)
	2 at Pepperdine (11/28/10)
Blocks	1 Three times
Steals	2 vs. Alabama State (11/16/10)
	2 vs. Southwestern (11/19/10)

#30 ERIC PLATT

G, 6-5, 218, Sr.-1L*
 Casper, Wyo. (Kelly Walsh)

ACADEMIC NOTES: Majoring in secondary education...Chosen to the 2009-10 National Association of Basketball Coaches Honors Court...Two-time recipient of the Golden Eagle Scholar Athlete Award (2009, 2010).

CAREER NOTES: Made at least one three-pointer in 24 of 30 career games.

2010-11: Seen action in 19 games with four starts...Averaging 9.6 points (26th in the Big Sky), 2.3 rebounds and 1.4 assists...Scored in double figures in 10 games...Four games with four or more three-pointers...Ranks seventh in the Big Sky and 202nd in the nation in three-pointers made per game at 2.1 (as of 1/30)...Shooting 42.9 percent from the three-point arc (7th in the Big Sky) and 43.7 percent overall from the field...Made at least one three pointer in 14 of 19 games played...Had 15 points against Sacramento State with five three-pointers...Scored 19 points at Montana behind five three-pointers...Had a season-high 28 points against Southwestern with a career-high eight three-pointers...Sat out the Pepperdine game with food poisoning.

2009-10: Saw action in 11 games off the bench...Averaged 11.6 points and 3.5 rebounds per game...Suffered a broken right hand in practice on Jan. 25 and missed the rest of the season...Had surgery on Jan. 27, 2009 at Flagstaff Medical Center...Shot 42 percent from the field and 43 percent from beyond the arc...Made 25 three-pointers on the season (2.3 per game average)...Notched double figures in six games...Missed eight games due to shin splint injury, sitting out 35 days between games...Made at least one three-pointer in 10 of 11 games and at least two in 8 of 11 games...Shot 82.5 percent from the line, making 33-of-40 attempts on the season...Made first 13 free throw attempts before first miss...Posted 18 points with a 10-for-13 night at the line in win over Portland State...Scored a career-high 26 points on 9-of-12 shooting including seven three-pointers off the bench in 20 min-

utes of action against Southwestern in the season opener.

#30 Platt's Career Bests	
Points	28 vs. Southwestern (11/19/10)
	26 vs. Southwestern (11/13/09)
Rebounds	7 at Arizona (11/15/09)
	7 at Santa Clara (11/25/09)
3-Pointers	8 vs. Southwestern (11/19/10)
	7 vs. Southwestern (11/13/09)
Assists	5 vs. Bethany (12/4/10)
Steals	4 vs. Northern New Mexico (12/30/09)
Platt's Season Bests	
Points	28 vs. Southwestern (11/19/10)
Rebounds	5 vs. Southwestern (11/19/10)
3-Pointers	8 vs. Southwestern (11/19/10)
Assists	5 vs. Bethany (12/4/10)
	5 vs. Sacramento State (1/15/11)
Blocks	1 Four times
Steals	3 at Iowa State (11/13/10)

#11 GABE ROGERS

G, 6-2, 175, So.-1L
Houston, Texas (Klein Forest)

ACADEMIC NOTES: Majoring in criminology and criminal justice with a minor in sociology.

FUN FACTS: Played with Northern Colorado's Elliott Lloyd at Klein Forest...One of four players from high school team to sign with Division I school: Chris Hines (Utah), Elliott Lloyd (Northern Colorado) and Toure' Murry (Wichita State).

GAME NOTES: Posted five of top seven individual single-game scoring performances in his career this season...Four of the five have come on the road...Averaging 14.7 points per game and shooting 51.6 percent (33-for-64) from the three-point land on the road.

2010-11: Seen action in all 20 games with 16 starts...Ranks second in the nation (as of 1/30) and fifth in the Big Sky in three-point field goal percentage at 49.5...Top sophomore among NCAA 3-pt FG percentage leaders...Second in the Big Sky three-point field goals made per game at 2.3 (65th in Division I)...Recorded four games with five or more three-pointers and nine games in double figures...Shattered his single-game career high with 31 points helped by seven three-pointers among 12-for-18 performance from the field against Pepperdine...Added a career-best tying four rebounds...Named the Big Sky Player of the Week for the performance...Scored 26 points at CS-Bakersfield...Had 20-point effort against USC on the road, hitting six three-pointers, with a career-high six rebounds.

2009-10: Saw action in 27 games with 22 starts...Starter in first seven games and another 11 straight at one point...Averaged 9.1 points, 1.7 rebounds and 2.3 assists per game...Ranked 28th in the league in scoring and fourth among freshmen...Tallied double figures 13 times, resetting or tying career single-game best six times...Shot 36.6 percent from three-point range, making at least one three-pointer in 20 of 27 games played...Recorded eight games with three or more three-pointers...Hit game-winning three-pointer with 1 second left in overtime to defeat Eastern Washington...Had two three-pointers in overtime periods in win over Portland State as part of a career-high 20 point night with six assists...Scored 20 points for the second time on the season at Sacramento State with five assists...Recorded 17 points at Colorado State...Scored 13 points against Fresno State...Had 11 points at Arizona...Scored nine points and had 10 assists against Southwestern in the season opener in first collegiate game...Did not play against UC Riverside due to ankle injury.

#11 Rogers' Career Bests	
Points	31 at Pepperdine (11/28/10)
	26 at CSU-Bakersfield (12/1/10)
	20 vs. Portland State (2/18/10)
	20 at Sacramento State (2/25/10)
	20 at USC (12/11/10)
	20 vs. Idaho State (1/6/11)
	18 at Creighton (11/14/10)
	18 vs. Eastern Washington (2/20/10)
Rebounds	6 at USC (12/11/10)
3-Pointers	7 at Pepperdine (11/28/10)
	6 at USC (12/11/10)
	5 at Colorado State (12/20/09)
	5 at Creighton (11/14/10)
	5 vs. Idaho State (1/6/11)
Assists	10 vs. Southwestern (11/13/09)
Steals	3 vs. Weber State (1/9/10)
	3 at Idaho State (2/13/10)
	3 at Montana State (12/31/10)
Rogers' Season Bests	
Points	31 at Pepperdine (11/28/10)
Rebounds	6 at USC (12/11/10)
3-Pointers	7 at Pepperdine (11/28/10)
Assists	6 vs. Bethany (12/4/10)
Blocks	0
Steals	3 at Montana State (12/31/10)

NCAA Division I 3-Pt FG Percentage Leaders

(As of 1/30/11)

1. John Shurna, Northwestern 54.0
2. Gabe Rogers, Northern Ariz. 49.5
3. Nemanja Mitrovic, Portland 49.2
4. Marcus Denmon, Missouri 49.1
5. Bryson Johnson, Bucknell 48.0

#21 STALLON SALDIVAR

G, 6-0, 185, So.-1L

Salt Lake City, Utah (Judge Memorial)

ACADEMIC NOTES: Majoring in business economics...2010 Golden Eagle Scholar-Athlete recipient...Earned scholar-athlete awards in basketball in high school.

FUN FACTS: Played on a sixth-grade AAU team coached by NBA Hall of Famer John Stockton and former Phoenix Sun and Utah Jazz standout Jeff Hornecek.

GAME NOTES: Has 120 assists (6.0 avg.) to lead the Big Sky and rank 18th in the nation (As of 1/30)...Recorded 10 games of six or more assists this season, including a career-best 13 against Idaho State and had 11 against Alabama State...Had 10 or more three times this season...13 assists rank tied for sixth-best total on NAU single-game charts...Recorded two of the top 19 assist game in school history this season.

2010-11: Started all 20 games... Averaged 3.9 points and 6.0 assists per game...Reset career single-game best in every statistical category in first eight games...Ranks 18th in the nation and sixth among sophomores in assists per game at 6.0, the top total in the Big Sky...Ranks fourth in the nation in assists-to-turnover ratio at 3.48 (As of 1/30), the top sophomore in the nation and first in the Big Sky...Recorded top eight career single-game assist totals, top four scoring totals and top three rebounding totals...Had a season-high 11 points against Air Force...Scored in double figures two times.

NCAA Sophomore Assists Leaders

1. D.J. Cooper, Ohio 7.8
2. Darius Morris, Michigan 7.2
3. Will Weathers, Troy 6.6
4. Vincent Council, Providence 6.4
5. Nate Wolters, S. Dakota St. 6.2
6. **Stallon Saldivar, NAU 6.0**
7. Matthew Dellavedova, St. Mary's (CA) 5.8

2009-10 (FRESHMAN): Saw action in all 28 games with four starts...Averaged 1.8 points and 2.0 assists per game in 15.5 minutes per

contest...Scored in 14 games on the season...Recorded 2.0 assist-to-turnover ratio...Had a single-game high six points at San Diego State and at Portland State...Played 20 or more minutes in four Big Sky games...Played a season-high 27 minutes at Sacramento State...Saw action in 25 minutes at Portland State and double overtime win against the Vikings in Flagstaff.

#21 Saldivar's Career Bests	
Points	11 vs. Air Force (12/22/11)
	10 at Kennesaw State (11/22/10)
	7 vs. Southwestern (11/19/10)
	7 vs. Texas Pan-American (12/8/10)
	6 at San Diego State (11/28/09)
	6 at Portland State (1/17/10)
Rebounds	6 at Pepperdine (11/28/10)
	5 at Kennesaw State (11/22/10)
	5 vs. Bethany (12/4/10)
3-Pointers	2 at San Diego State (11/28/09)
Assists	13 vs. Idaho State (1/6/11)
	11 vs. Alabama State (11/16/10)
	9 at Pepperdine (11/28/10)
	8 at Creighton (11/14/10)
	8 at Portland State (1/22/11)
	7 Two times
	6 vs. Bethany (12/4/10)
Blocks	1 vs. Southwestern (11/19/10)
Steals	2 Three times, last vs. Southwestern (11/19/10)
Saldivar's Season Bests	
Points	11 vs. Air Force (12/22/11)
Rebounds	6 at Pepperdine (11/28/10)
Assists	13 vs. Idaho State (1/6/11)
Blocks	1 vs. Southwestern (11/19/10)
Steals	2 vs. Southwestern (11/19/10)

#32 AUSTIN SMITH

F, 6-9, 220, So.-TR*

Tucson, Ariz. (Ironwood Ridge/Liberty)

ACADEMIC NOTES: Majoring in forestry.

2010-11: Seen action in all 20 games with four starts...Averaging 5.0 points and 3.5 rebounds...Scored in double figures twice...Had a season-high 12 points against Bethany with single-game best eight rebounds...Scored six points with seven rebounds at USC.

2009-10: Redshirted due to NCAA transfer rules.

PRIOR TO NAU: Transfer from Liberty where he played for Richie McKay...Saw action in 28 games with six starts...Scored 2.8 points and grabbed 1.4 rebounds per game...Shot 59.8 percent from the field to rank second on the team...Helped team 23-12 record and an appearance in the CollegelInsider.com Postseason Tournament.

#32 Smith's Career Bests	
Points	12 vs. Bethany (12/4/10)
Rebounds	8 vs. Bethany (12/4/10)
Assists	2 vs. Bethany (12/4/10)
Blocks	3 vs. Weber State (1/8/11)
Steals	2 vs. Southwestern (11/19/10)
Smith's Season Bests	
Points	12 vs. Bethany (12/4/10)
Rebounds	8 vs. Bethany (12/4/10)
Assists	2 vs. Bethany (12/4/10)
Blocks	3 vs. Weber State (1/8/11)
Steals	2 vs. Southwestern (11/19/10)

2010-11 Northern Arizona Basketball
Northern Arizona Season Box Score (as of Jan 31, 2011)
All games

RECORD:	OVERALL	HOME	AWAY	NEUTRAL
ALL GAMES	12-8	7-1	4-7	1-0
CONFERENCE	4-4	3-1	1-3	0-0
NON-CONFERENCE	8-4	4-0	3-4	1-0

##	Player	gp-gs	min	avg	Total		3-Point		F-Throw		Rebounds					pf	dq	a	to	blk	stl	pts	avg
					fg-fga	fg%	3fg-fga	3fg%	ft-fa	ft%	off	def	tot	avg									
10	JONES, Cameron	20-20	648	32.4	154-325	.474	22-39	.564	68-84	.810	23	68	91	4.6	39	0	61	38	2	16	398	19.9	
11	ROGERS, Gabe	20-16	576	28.8	86-196	.439	49-104	.471	21-33	.636	6	43	49	2.5	25	0	55	36	0	11	242	12.1	
40	JOHANNSEN, Shane	20-19	456	22.8	80-108	.741	0-0	.000	35-60	.583	38	94	132	6.6	51	3	7	14	46	10	195	9.8	
30	PLATT, Eric	19-4	418	22.0	59-135	.437	39-91	.429	26-38	.684	12	32	44	2.3	29	0	26	29	4	17	183	9.6	
32	SMITH, Austin	20-4	269	13.5	40-67	.597	0-0	.000	20-31	.645	30	40	70	3.5	64	1	10	23	9	7	100	5.0	
34	NORMAN, Durrell	20-14	368	18.4	28-51	.549	2-5	.400	26-42	.619	31	46	77	3.9	44	0	10	23	4	6	84	4.2	
21	SALDIVAR, Stallon	20-20	517	25.9	24-66	.364	9-31	.290	20-25	.800	6	53	59	3.0	30	0	120	36	2	11	77	3.9	
02	JONES, DeAngelo	20-3	290	14.5	25-69	.362	2-12	.167	24-41	.585	16	22	38	1.9	31	0	13	19	3	15	76	3.8	
42	LEPLEY, Josh	20-0	190	9.5	27-50	.540	0-0	.000	12-20	.600	15	29	44	2.2	31	0	2	12	13	2	66	3.3	
23	FLORES, Luis	8-0	37	4.6	5-8	.625	2-2	1.000	3-6	.500	1	3	4	0.5	2	0	7	0	0	0	15	1.9	
01	DUNN, Michael	9-0	33	3.7	6-8	.750	0-0	.000	1-3	.333	2	4	6	0.7	7	0	0	3	0	4	13	1.4	
12	OLUBUYI, Julian	20-0	216	10.8	8-25	.320	1-4	.250	6-14	.429	4	12	16	0.8	33	1	37	16	1	15	23	1.2	
22	UMODU, Ify	2-0	6	3.0	0-0	.000	0-0	.000	0-0	.000	0	1	1	0.5	1	0	1	1	0	1	0	0.0	
Team											34	44	78				2						
Total.....		20	4024		542-1108	.489	126-288	.438	262-397	.660	218	491	709	35.5	387	5	349	252	84	115	1472	73.6	
Opponents.....		20	4025		456-1115	.409	127-379	.335	274-401	.683	228	422	650	32.5	354	-	239	244	75	107	1313	65.7	

Score by Periods	1st	2nd	OT	Totals
Northern Arizona	646	811	15	1472
Opponents	597	703	13	1313

2010-11 Northern Arizona Basketball
Northern Arizona Combined Team Statistics (as of Jan 31, 2011)
Conference games

RECORD:	OVERALL	HOME	AWAY	NEUTRAL
ALL GAMES	4-4	3-1	1-3	0-0
CONFERENCE	4-4	3-1	1-3	0-0
NON-CONFERENCE	0-0	0-0	0-0	0-0

#	Player	gp-gs	min	avg	Total		3-Point		F-Throw		Rebounds				pf	dq	a	to	blk	stl	pts	avg		
					fg-fga	fg%	3fg-fga	3fg%	ft-fa	ft%	off	def	tot	avg										
10	JONES, Cameron	8-8	277	34.6	67-142	.472	14-20	.700	36-44	.818	11	29	40	5.0	16	0	27	21	0	3	184	23.0		
11	ROGERS, Gabe	8-8	255	31.9	35-80	.438	17-39	.436	11-16	.688	4	12	16	2.0	14	0	23	17	0	7	98	12.3		
40	JOHANNSEN, Shane	8-8	179	22.4	34-49	.694	0-0	.000	10-27	.370	18	37	55	6.9	23	2	5	7	19	4	78	9.8		
30	PLATT, Eric	8-0	153	19.1	21-46	.457	14-33	.424	8-11	.727	3	15	18	2.3	16	0	5	10	1	6	64	8.0		
32	SMITH, Austin	8-2	120	15.0	13-22	.591	0-0	.000	11-19	.579	11	15	26	3.3	26	1	4	7	7	2	37	4.6		
02	JONES, DeAngelo	8-3	107	13.4	11-26	.423	1-3	.333	8-13	.615	5	7	12	1.5	9	0	1	9	0	5	31	3.9		
01	DUNN, Michael	3-0	11	3.7	5-5	1.000	0-0	.000	1-1	1.000	0	1	1	0.3	1	0	0	1	0	3	11	3.7		
34	NORMAN, Durrell	8-3	144	18.0	10-17	.588	0-0	.000	9-16	.563	11	13	24	3.0	18	0	4	6	1	1	29	3.6		
23	FLORES, Luis	2-0	7	3.5	2-2	1.000	1-1	1.000	0-0	.000	0	1	1	0.5	0	0	1	0	0	0	5	2.5		
21	SALDIVAR, Stallon	8-8	210	26.3	4-21	.190	3-13	.231	7-8	.875	2	19	21	2.6	11	0	49	13	1	4	18	2.3		
42	LEPLEY, Josh	8-0	65	8.1	5-9	.556	0-0	.000	4-7	.571	3	5	8	1.0	10	0	1	4	2	0	14	1.8		
12	OLUBUYI, Julian	8-0	95	11.9	5-12	.417	1-2	.500	1-3	.333	1	8	9	1.1	20	1	16	6	1	10	12	1.5		
22	UMODU, Ify	1-0	2	2.0	0-0	.000	0-0	.000	0-0	.000	0	1	1	1.0	0	0	1	0	0	0	0	0.0		
Team											15	22	37											
Total.....		8	1625		212-431	.492	51-111	.459	106-165	.642	84	185	269	33.6	164	4	137	101	32	45	581	72.6		
Opponents.....		8	1625		201-448	.449	53-142	.373	105-172	.610	95	175	270	33.8	151	-	101	95	32	42	560	70.0		

TEAM STATISTICS	NAU	OPP	Date	Opponent	Score	Att.
SCORING	581	560	* 12/29/10	at Montana	L 80-83	4061
Points per game	72.6	70.0	* 12/31/10	at Montana State	L 78-86	3305
Scoring margin	+2.6	-	* 1/6/11	IDAHO STATE	Wot 82-80	607
FIELD GOALS-ATT	212-431	201-448	* 1/8/2011	WEBER STATE	L 67-68	703
Field goal pct	.492	.449	* 1/15/11	SACRAMENTO STATE	w 79-58	679
3 POINT FG-ATT	51-111	53-142	* 1/20/11	at Eastern Washington	L 59-72	1024
3-point FG pct	.459	.373	* 01/22/11	at Portland State	w 71-59	1082
3-pt FG made per game	6.4	6.6	* 1/31/11	NC	w 65-54	722
FREE THROWS-ATT	106-165	105-172	* - Conference game			
Free throw pct	.642	.610				
F-Throws made per game	13.3	13.1				
REBOUNDS	269	270				
Rebounds per game	33.6	33.8				
Rebounding margin	-0.1	-				
ASSISTS	137	101				
Assists per game	17.1	12.6				
TURNOVERS	101	95				
Turnovers per game	12.6	11.9				
Turnover margin	-0.7	-				
Assist/turnover ratio	1.4	1.1				
STEALS	45	42				
Steals per game	5.6	5.3				
BLOCKS	32	32				
Blocks per game	4.0	4.0				
ATTENDANCE	2711	9472				
Home games-Avg/Game	4-678	4-2368				
Neutral site-Avg/Game	-	0-0				

Score by Periods	1st	2nd	OT	Totals
Northern Arizona	240	326	15	581
Opponents	246	301	13	560

2010-11 Northern Arizona Basketball
Northern Arizona Season Schedule/Results & Leaders (as of Jan 31, 2011)
All games

RECORD:	OVERALL	HOME	AWAY	NEUTRAL
ALL GAMES	12-8	7-1	4-7	1-0
CONFERENCE	4-4	3-1	1-3	0-0
NON-CONFERENCE	8-4	4-0	3-4	1-0

Date	Opponent	Score	Att.	High Points	High Rebounds
11-12-10	at Iowa State	64-78 L	12886	(15)JONES, Cameron	(7)NORMAN, Durrell
11-14-10	Gat Creighton	70-74 L	15147	(18)ROGERS, Gabe	(6)JONES, Cameron
11/16/10	vs ALST	W 74-46	838	(16)PLATT, Eric	(6)NORMAN, Durrell
11/19/10	SOUTHWESTERN	W 97-47	857	(28)PLATT, Eric	(8)NORMAN, Durrell
11/22/10	at Kennesaw State	W 74-66	1377	(20)JONES, Cameron	(17)JOHANNSEN, Shane
11/28/10	at Pepperdine	W 88-74	510	(31)ROGERS, Gabe	(8)LEPLEY, Josh
11.30.10	at CSU Bakersfield	W 81-77	1187	(26)ROGERS, Gabe	(7)JOHANNSEN, Shane
12/4/10	BETHANY (CALIF.)	W 91-50	628	(20)JONES, Cameron	(8)SMITH, Austin
12/8/10	TEXAS-PAN AMERICAN	W 68-55	417	(27)JONES, Cameron	(10)JOHANNSEN, Shane
12/11/10	at USC	52-60 L	3794	(20)ROGERS, Gabe	(7)SMITH, Austin
12/16/10	!at Arizona	58-63 L	13557	(27)JONES, Cameron	(7)JOHANNSEN, Shane
12/22/10	AF	W 74-63	447	(19)JONES, Cameron	(10)JOHANNSEN, Shane
12/29/10	*at Montana	80-83 L	4061	(30)JONES, Cameron	(7)NORMAN, Durrell
12/31/10	*at Montana State	78-86 L	3305	(15)JOHANNSEN, Shane	(7)JOHANNSEN, Shane
1/6/11	*IDAHO STATE	Wot 82-80	607	(37)JONES, Cameron	(16)JOHANNSEN, Shane
1/8/2011	*WEBER STATE	67-68 L	703	(26)JONES, Cameron	(7)JOHANNSEN, Shane
1/15/11	*SACRAMENTO STATE	W 79-58	679	(19)JONES, Cameron	(6)SMITH, Austin
					(6)JOHANNSEN, Shane
1/20/11	*at Eastern Washington	59-72 L	1024	(24)JONES, Cameron	(9)JOHANNSEN, Shane
01/22/11	*at Portland State	W 71-59	1082	(25)JONES, Cameron	(7)JONES, Cameron
1/31/11	*NC	W 65-54	722	(15)JONES, Cameron	(7)SALDIVAR, Stallon

* - Conference game

Attendance Summary	Games	Attend	Avg/Game
Home	8	5060	632
Away	11	57930	5266
Neutral	1	838	838
Total	20	63828	3191

2010-11 Northern Arizona Basketball
Northern Arizona Team Game-by-Game Comparison (as of Jan 31, 2011)
All games

Opponent	1st	2nd	Score	Mar	Total FG	FG Pct	3-Pointers	3FG Pct	Free Throws	FT Pct	Rebounds	Assist	T/Over	Block	Steal	Fouls
Iowa State	20/35	44/43	64-78	(14)	26-63/29-62	.413/.468	3-13/11-23	.231/.478	9-16/9-12	.563/.750	37/35 +2	12/16	17/15	4/5	3/5	18/16
Creighton	25/34	45/40	70-74	(4)	25-56/20-55	.446/.364	10-24/5-22	.417/.227	10-13/29-33	.769/.879	31/37 (6)	16/9	13/9	6/1	4/6	27/15
ALST	37/20	37/26	74-46	+28	23-50/15-50	.460/.300	9-15/4-18	.600/.222	19-24/12-22	.792/.545	36/32 +4	18/11	18/21	3/6	10/6	21/19
SOUTHWESTERN	41/27	56/20	97-47	+50	32-62/15-48	.516/.313	10-18/6-19	.556/.316	23-37/11-14	.622/.786	43/29 +14	23/8	10/22	9/1	15/2	16/27
Kennesaw State	38/32	36/34	74-66	+8	28-57/22-57	.491/.386	7-13/6-19	.538/.316	11-20/16-21	.550/.762	41/31 +10	15/7	12/10	2/5	6/6	19/15
Pepperdine	47/37	41/37	88-74	+14	37-69/26-63	.536/.413	8-14/8-23	.571/.348	6-8/14-18	.750/.778	39/34 +5	28/14	6/7	6/8	5/3	17/10
CSU Bakersfield	35/36	46/41	81-77	+4	30-57/29-71	.526/.408	8-18/5-17	.444/.294	13-19/14-18	.684/.778	38/36 +2	16/16	13/7	4/1	4/8	20/18
BETHANY (CALIF.)	47/26	44/24	91-50	+41	39-68/18-56	.574/.321	3-12/7-22	.250/.318	10-20/7-14	.500/.500	43/32 +11	26/10	10/19	6/2	9/6	14/17
TEXAS-PAN AMERICAN	29/23	39/32	68-55	+13	21-49/18-52	.429/.346	2-12/2-18	.167/.111	24-32/17-23	.750/.739	40/28 +12	14/11	19/17	4/1	6/6	20/26
USC	19/31	33/29	52-60	(8)	20-55/21-53	.364/.396	8-19/7-19	.421/.368	4-7/11-15	.571/.733	29/41 (12)	10/11	6/8	3/8	2/4	16/6
Arizona	31/24	27/39	58-63	(5)	25-47/20-48	.532/.417	3-6/10-22	.500/.455	5-7/13-15	.714/.867	29/19 +10	18/13	16/8	3/4	2/6	13/13
AF	37/26	37/37	74-63	+11	24-44/22-52	.545/.423	4-13/3-15	.308/.200	22-29/16-24	.759/.667	34/26 +8	16/12	11/6	2/1	4/7	22/21
Montana	32/35	48/48	80-83	(3)	31-55/28-55	.564/.509	8-12/7-13	.667/.538	10-13/20-32	.769/.625	28/30 (2)	15/16	12/9	3/3	3/5	26/15
Montana State	25/44	53/42	78-86	(8)	32-59/28-53	.542/.528	6-13/11-24	.462/.458	8-15/19-34	.533/.559	37/28 +9	10/13	13/9	2/7	8/3	25/15
IDAHO STATE	25/26	42/41	82-80	+2	27-62/30-57	.435/.526	8-13/6-15	.615/.400	20-33/14-21	.606/.667	41/35 +6	24/11	11/12	0/6	4/6	18/25
WEBER STATE	35/35	32/33	67-68	(1)	22-45/27-54	.489/.500	5-13/8-17	.385/.471	18-26/6-9	.692/.667	29/24 +5	14/17	13/10	4/1	6/4	16/22
SACRAMENTO STATE	36/27	43/31	79-58	+21	29-58/22-57	.500/.386	7-14/6-20	.500/.300	14-22/8-17	.636/.471	42/35 +7	24/14	11/12	4/3	5/5	20/18
Eastern Washington	25/33	34/39	59-72	(13)	20-48/24-55	.417/.436	5-14/6-17	.357/.353	14-24/18-28	.583/.643	30/41 (11)	11/13	15/12	5/6	6/6	25/22
Portland State	34/18	37/41	71-59	+12	28-47/22-57	.596/.386	8-17/4-14	.471/.286	7-12/11-16	.583/.688	26/33 (7)	22/6	16/16	7/1	7/11	14/16
NC	28/28	37/26	65-54	+11	23-57/20-60	.404/.333	4-15/5-22	.267/.227	15-20/9-15	.750/.600	36/44 (8)	17/11	10/15	7/5	6/2	20/18

Note: Game totals are displayed in the format TEAM/OPPONENT for each category

2010-11 Northern Arizona Basketball
Northern Arizona Team Game-by-Game (as of Jan 31, 2011)
All games

TEAM STATISTICS

Opponent	Date	Score		Total		3-Pointers		Free throws		Rebounds				pf	a	t/o	blk	stl	pts	avg
				fg-fga	pct	3fg-fga	pct	ft-fa	pct	off	def	tot	avg							
at Iowa State	11-12-10	64-78	L	26-63	.413	3-13	.231	9-16	.563	12	25	37	37.0	18	12	17	4	3	64	64.0
at Creighton	11-14-10	70-74	L	25-56	.446	10-24	.417	10-13	.769	8	23	31	34.0	27	16	13	6	4	70	67.0
vs ALST	11/16/10	74-46	W	23-50	.460	9-15	.600	19-24	.792	11	25	36	34.7	21	18	18	3	10	74	69.3
SOUTHWESTERN	11/19/10	97-47	W	32-62	.516	10-18	.556	23-37	.622	16	27	43	36.8	16	23	10	9	15	97	76.2
at Kennesaw State	11/22/10	74-66	W	28-57	.491	7-13	.538	11-20	.550	13	28	41	37.6	19	15	12	2	6	74	75.8
at Pepperdine	11/28/10	88-74	W	37-69	.536	8-14	.571	6-8	.750	12	27	39	37.8	17	28	6	6	5	88	77.8
at CSU Bakersfield	11.30.10	81-77	W	30-57	.526	8-18	.444	13-19	.684	11	27	38	37.9	20	16	13	4	4	81	78.3
BETHANY (CALIF.)	12/4/10	91-50	W	39-68	.574	3-12	.250	10-20	.500	14	29	43	38.5	14	26	10	6	9	91	79.9
TEXAS-PAN AMERICAN	12/8/10	68-55	W	21-49	.429	2-12	.167	24-32	.750	10	30	40	38.7	20	14	19	4	6	68	78.6
at USC	12/11/10	52-60	L	20-55	.364	8-19	.421	4-7	.571	8	21	29	37.7	16	10	6	3	2	52	75.9
at Arizona	12/16/10	58-63	L	25-47	.532	3-6	.500	5-7	.714	10	19	29	36.9	13	18	16	3	2	58	74.3
AF	12/22/10	74-63	W	24-44	.545	4-13	.308	22-29	.759	9	25	34	36.7	22	16	11	2	4	74	74.2
at Montana	12/29/10	80-83	L	31-55	.564	8-12	.667	10-13	.769	6	22	28	36.0	26	15	12	3	3	80	74.7
at Montana State	12/31/10	78-86	L	32-59	.542	6-13	.462	8-15	.533	14	23	37	36.1	25	10	13	2	8	78	74.9
IDAHO STATE	1/6/11	82-80	Wot	27-62	.435	8-13	.615	20-33	.606	18	23	41	36.4	18	24	11	0	4	82	75.4
WEBER STATE	1/8/2011	67-68	L	22-45	.489	5-13	.385	18-26	.692	7	22	29	35.9	16	14	13	4	6	67	74.9
SACRAMENTO STATE	1/15/11	79-58	W	29-58	.500	7-14	.500	14-22	.636	13	29	42	36.3	20	24	11	4	5	79	75.1
at Eastern Washington	1/20/11	59-72	L	20-48	.417	5-14	.357	14-24	.583	11	19	30	35.9	25	11	15	5	6	59	74.2
at Portland State	01/22/11	71-59	W	28-47	.596	8-17	.471	7-12	.583	5	21	26	35.4	14	22	16	7	7	71	74.1
NC	1/31/11	65-54	W	23-57	.404	4-15	.267	15-20	.750	10	26	36	35.5	20	17	10	7	6	65	73.6
Northern Arizona		1472		542-1108	.489	126-288	.438	262-397	.660	218	491	709	35.5	387	349	252	84	115	1472	73.6
Opponents		1313		456-1115	.409	127-379	.335	274-401	.683	228	422	650	32.5	354	239	244	75	107	1313	65.7

Games played: 20
Points/game: 73.6
FG Pct: 48.9
3FG Pct: 43.8
FT Pct: 66.0

Rebounds/game: 35.5
Assists/game: 17.5
Turnovers/game: 12.6
Assist/turnover ratio: 1.4
Steals/game: 5.8
Blocks/game: 4.2

2010-11 Northern Arizona Basketball
Northern Arizona Team Game-by-Game (as of Jan 31, 2011)
All games

TEAM STATISTICS

Opponent	Date	Score		Total		3-Pointers		Free throws		Rebounds				pf	a	t/o	blk	stl	pts	avg
				fg-fga	pct	3fg-fga	pct	ft-fa	pct	off	def	tot	avg							
at Iowa State	11-12-10	64-78	L	26-63	.413	3-13	.231	9-16	.563	12	25	37	37.0	18	12	17	4	3	64	64.0
at Creighton	11-14-10	70-74	L	25-56	.446	10-24	.417	10-13	.769	8	23	31	34.0	27	16	13	6	4	70	67.0
vs ALST	11/16/10	74-46	W	23-50	.460	9-15	.600	19-24	.792	11	25	36	34.7	21	18	18	3	10	74	69.3
SOUTHWESTERN	11/19/10	97-47	W	32-62	.516	10-18	.556	23-37	.622	16	27	43	36.8	16	23	10	9	15	97	76.2
at Kennesaw State	11/22/10	74-66	W	28-57	.491	7-13	.538	11-20	.550	13	28	41	37.6	19	15	12	2	6	74	75.8
at Pepperdine	11/28/10	88-74	W	37-69	.536	8-14	.571	6-8	.750	12	27	39	37.8	17	28	6	6	5	88	77.8
at CSU Bakersfield	11.30.10	81-77	W	30-57	.526	8-18	.444	13-19	.684	11	27	38	37.9	20	16	13	4	4	81	78.3
BETHANY (CALIF.)	12/4/10	91-50	W	39-68	.574	3-12	.250	10-20	.500	14	29	43	38.5	14	26	10	6	9	91	79.9
TEXAS-PAN AMERICAN	12/8/10	68-55	W	21-49	.429	2-12	.167	24-32	.750	10	30	40	38.7	20	14	19	4	6	68	78.6
at USC	12/11/10	52-60	L	20-55	.364	8-19	.421	4-7	.571	8	21	29	37.7	16	10	6	3	2	52	75.9
at Arizona	12/16/10	58-63	L	25-47	.532	3-6	.500	5-7	.714	10	19	29	36.9	13	18	16	3	2	58	74.3
AF	12/22/10	74-63	W	24-44	.545	4-13	.308	22-29	.759	9	25	34	36.7	22	16	11	2	4	74	74.2
at Montana	12/29/10	80-83	L	31-55	.564	8-12	.667	10-13	.769	6	22	28	36.0	26	15	12	3	3	80	74.7
at Montana State	12/31/10	78-86	L	32-59	.542	6-13	.462	8-15	.533	14	23	37	36.1	25	10	13	2	8	78	74.9
IDAHO STATE	1/6/11	82-80	Wot	27-62	.435	8-13	.615	20-33	.606	18	23	41	36.4	18	24	11	0	4	82	75.4
WEBER STATE	1/8/2011	67-68	L	22-45	.489	5-13	.385	18-26	.692	7	22	29	35.9	16	14	13	4	6	67	74.9
SACRAMENTO STATE	1/15/11	79-58	W	29-58	.500	7-14	.500	14-22	.636	13	29	42	36.3	20	24	11	4	5	79	75.1
at Eastern Washington	1/20/11	59-72	L	20-48	.417	5-14	.357	14-24	.583	11	19	30	35.9	25	11	15	5	6	59	74.2
at Portland State	01/22/11	71-59	W	28-47	.596	8-17	.471	7-12	.583	5	21	26	35.4	14	22	16	7	7	71	74.1
NC	1/31/11	65-54	W	23-57	.404	4-15	.267	15-20	.750	10	26	36	35.5	20	17	10	7	6	65	73.6
Northern Arizona		1472		542-1108	.489	126-288	.438	262-397	.660	218	491	709	35.5	387	349	252	84	115	1472	73.6
Opponents		1313		456-1115	.409	127-379	.335	274-401	.683	228	422	650	32.5	354	239	244	75	107	1313	65.7

Games played: 20
Points/game: 73.6
FG Pct: 48.9
3FG Pct: 43.8
FT Pct: 66.0

Rebounds/game: 35.5
Assists/game: 17.5
Turnovers/game: 12.6
Assist/turnover ratio: 1.4
Steals/game: 5.8
Blocks/game: 4.2

2010-11 Northern Arizona Basketball
Northern Arizona Combined Team Statistics (as of Jan 31, 2011)
Home games

RECORD:	OVERALL	HOME	AWAY	NEUTRAL
ALL GAMES	7-1	7-1	0-0	0-0
CONFERENCE	3-1	3-1	0-0	0-0
NON-CONFERENCE	4-0	4-0	0-0	0-0

#	Player	gp-gs	min	avg	Total		3-Point		F-Throw		Rebounds				pf	dq	a	to	blk	stl	pts	avg		
					fg-fga	fg%	3fg-fga	3fg%	ft-fta	ft%	off	def	tot	avg										
10	JONES, Cameron	8-8	262	32.8	64-130	.492	9-17	.529	44-54	.815	11	23	34	4.3	14	0	20	17	1	8	181	22.6		
40	JOHANNSEN, Shane	8-8	212	26.5	36-50	.720	0-0	.000	20-34	.588	19	42	61	7.6	17	1	6	3	15	6	92	11.5		
30	PLATT, Eric	8-1	173	21.6	25-62	.403	18-43	.419	13-21	.619	5	17	22	2.8	14	0	12	11	2	5	81	10.1		
11	ROGERS, Gabe	8-7	212	26.5	25-72	.347	12-35	.343	6-7	.857	3	15	18	2.3	10	0	24	15	0	2	68	8.5		
32	SMITH, Austin	8-2	108	13.5	19-29	.655	0-0	.000	11-17	.647	14	20	34	4.3	22	0	3	6	6	4	49	6.1		
02	JONES, DeAngelo	8-1	116	14.5	12-26	.462	0-1	.000	15-26	.577	8	12	20	2.5	11	0	3	6	2	10	39	4.9		
21	SALDIVAR, Stallon	8-8	213	26.6	9-19	.474	3-10	.300	14-17	.824	1	26	27	3.4	12	0	56	17	1	6	35	4.4		
34	NORMAN, Durrell	8-5	133	16.6	11-21	.524	1-3	.333	9-15	.600	15	18	33	4.1	23	0	3	7	2	2	32	4.0		
42	LEPLEY, Josh	8-0	55	6.9	11-18	.611	0-0	.000	6-11	.545	6	10	16	2.0	6	0	1	3	6	2	28	3.5		
23	FLORES, Luis	4-0	23	5.8	2-5	.400	0-0	.000	3-6	.500	0	2	2	0.5	0	0	6	0	0	0	7	1.8		
12	OLUBUYI, Julian	8-0	96	12.0	2-10	.200	0-1	.000	5-9	.556	1	6	7	0.9	14	0	23	8	1	8	9	1.1		
01	DUNN, Michael	3-0	16	5.3	1-3	.333	0-0	.000	0-2	.000	2	3	5	1.7	2	0	0	1	0	1	2	0.7		
22	UMODU, Ify	2-0	6	3.0	0-0	.000	0-0	.000	0-0	.000	0	1	1	0.5	1	0	1	1	0	1	0	0.0		
Team											12	16	28											
Total.....		8	1625		217-445	.488	43-110	.391	146-219	.667	97	211	308	38.5	146	1	158	95	36	55	623	77.9		
Opponents.....		8	1625		172-436	.394	43-148	.291	88-137	.642	81	172	253	31.6	174	-	94	113	20	38	475	59.4		

TEAM STATISTICS	NAU	OPP	Date	Opponent	Score	Att.
SCORING	623	475	11/19/10	SOUTHWESTERN	w 97-47	857
Points per game	77.9	59.4	12/4/10	BETHANY (CALIF.)	w 91-50	628
Scoring margin	+18.5	-	12/8/10	TEXAS-PAN AMERICAN	w 68-55	417
FIELD GOALS-ATT	217-445	172-436	12/22/10	AF	w 74-63	447
Field goal pct	.488	.394	* 1/6/11	IDAHO STATE	Wot 82-80	607
3 POINT FG-ATT	43-110	43-148	* 1/8/2011	WEBER STATE	L 67-68	703
3-point FG pct	.391	.291	* 1/15/11	SACRAMENTO STATE	w 79-58	679
3-pt FG made per game	5.4	5.4	* 1/31/11	NC	w 65-54	722
FREE THROWS-ATT	146-219	88-137	* - Conference game			
Free throw pct	.667	.642				
F-Throws made per game	18.3	11.0				
REBOUNDS	308	253				
Rebounds per game	38.5	31.6				
Rebounding margin	+6.9	-				
ASSISTS	158	94				
Assists per game	19.8	11.8				
TURNOVERS	95	113				
Turnovers per game	11.9	14.1				
Turnover margin	+2.3	-				
Assist/turnover ratio	1.7	0.8				
STEALS	55	38				
Steals per game	6.9	4.8				
BLOCKS	36	20				
Blocks per game	4.5	2.5				
ATTENDANCE	5060	0				
Home games-Avg/Game	8-632	0-0				
Neutral site-Avg/Game	-	0-0				

Score by Periods	1st	2nd	OT	Totals
Northern Arizona	278	330	15	623
Opponents	218	244	13	475

Game 1 Iowa State 78, Northern Arizona 64 Nov. 12, 2010 Ames, Iowa

The Northern Arizona men's basketball team was unable to overcome a sluggish start, dropping its first contest of the season to Iowa State (1-0), 78-64, from the Hilton Coliseum.

The Lumberjacks had no answer for Iowa State's Jamie Vanderbeken and Diante Garrett. The duo combined for all of the Cyclones' points in the first half as both players nailed eight three pointers, and shot 53 percent from behind the arc. Vanderbeken closed out the game with a career-high six treys and 23 points.

After being held scoreless on nine shot attempts in the first half, senior Cameron Jones led the Lumberjacks in scoring with 15 second-half points. Fellow senior Shane Johansen chipped in 14 points, six rebounds, two blocks and was a perfect 6-for-6 from the field.

Official Basketball Box Score - Game Totals - Final Statistics

Northern Arizona vs Iowa State		11-12-10 7:35 p.m. at Ames, Iowa - Hilton Coliseum	
Northern Arizona 64 - 0-1		Iowa State 78 - 1-0	
Player	Total	3-Pr	Rebounds
JONES, Cameron	7	2	1
ROGERS, Gabe	1	1	1
SALDIVAR, Stallon	0	0	0
SMITH, Justin	1	0	0
NORMAN, Durrell	2	0	0
DUNN, Michael	0	0	0
JONES, DeAngelo	0	0	0
OLURUJU, Julian	0	0	0
FLORES, Luis	1	1	1
PLATT, Eric	4	1	3
JOHANNSEN, Shane	6	0	3
LEPLEY, Josh	1	0	1
Team	26-63	3-13	19

FG % 1st Half	2nd Half	Game	Rebounds
28.9%	19.3%	26.9%	11.3%
50.0%	29.3%	39.7%	23.0%
50.0%	47.7%	58.9%	23.0%

Player	pts	reb	ast	blk	stl	ft	3pt
JONES, Cameron	7	1	0	0	0	0	2
ROGERS, Gabe	1	1	0	0	0	0	1
SALDIVAR, Stallon	0	0	0	0	0	0	0
SMITH, Justin	1	0	0	0	0	0	0
NORMAN, Durrell	2	0	0	0	0	0	0
DUNN, Michael	0	0	0	0	0	0	0
JONES, DeAngelo	0	0	0	0	0	0	0
OLURUJU, Julian	0	0	0	0	0	0	0
FLORES, Luis	1	1	1	0	0	0	1
PLATT, Eric	4	3	1	0	0	0	1
JOHANNSEN, Shane	6	3	1	0	0	0	0
LEPLEY, Josh	1	1	0	0	0	0	0
Team	26	19	3	0	0	0	13

Game 2 Creighton 74, Northern Arizona 70 Nov. 14, 2010 Omaha, Neb.

Preseason MVC Player of the Year Kenny Lawson Jr. dunked the ball with 18 seconds left and hit a pair of free throws to give No. 18 Creighton a 74-70 victory over Northern Arizona at the Qwest Center Omaha.

NAU (0-2) had a chance to tie or go ahead trailing by two but senior Eric Platt's three-pointer missed. Lawson rebounded the ball and was fouled, hitting both free throw attempts to seal the victory. It was the 33rd consecutive regular-season November home win for the Bluejays.

The Lumberjacks hit seven consecutive three-pointers in the second half to get back in the game after trailing by nine points at halftime and as many as 15 points early in the second half.

Senior Cameron Jones started the run with a pair of jumpers sandwiching two free throws by Durrell Norman. Sophomore Stallon Saldivar started the three-point run with Gabe Rogers and Platt each hitting three long-range shots.

Official Basketball Box Score - Game Totals - Final Statistics

Northern Arizona vs Creighton		11-14-10 1:07 p.m. at Omaha, Neb. (Qwest Center Omaha)	
Northern Arizona 70 - 0-2		Creighton 74 - 0-2	
Player	Total	3-Pr	Rebounds
SMITH, Justin	1	0	0
JOHANNSEN, Shane	1	0	0
JONES, Cameron	6	1	0
SALDIVAR, Stallon	2	1	0
PLATT, Eric	4	3	0
JONES, DeAngelo	1	0	0
ROGERS, Gabe	1	0	0
OLURUJU, Julian	1	0	0
NORMAN, Durrell	1	0	0
LEPLEY, Josh	1	0	0
Team	25-56	10-24	10

FG % 1st Half	2nd Half	Game	Rebounds
40.0%	48.4%	44.6%	11.3%
22.7%	61.3%	41.7%	23.0%
75.0%	77.8%	76.9%	23.0%

Player	pts	reb	ast	blk	stl	ft	3pt
SMITH, Justin	1	0	0	0	0	0	0
JOHANNSEN, Shane	1	0	0	0	0	0	0
JONES, Cameron	6	0	0	0	0	0	1
SALDIVAR, Stallon	2	0	0	0	0	0	1
PLATT, Eric	4	0	0	0	0	0	3
JONES, DeAngelo	1	0	0	0	0	0	0
ROGERS, Gabe	1	0	0	0	0	0	0
OLURUJU, Julian	1	0	0	0	0	0	0
NORMAN, Durrell	1	0	0	0	0	0	0
LEPLEY, Josh	1	0	0	0	0	0	0
Team	25	10	0	0	0	0	24

Game 3 Northern Arizona 74, Alabama St. 66 Nov. 16, 2010 Prescott, Ariz.

Senior Eric Platt scored 16 points for the Northern Arizona men's basketball team in a 74-66 win over Alabama State at the Tim's Toyota Center in Prescott.

The Lumberjacks won their first game of the 2010-11 season at the neutral site event.

Platt went 5-for-9 from the field with four three-pointers, four rebounds and two assists. Sophomore Stallon Saldivar improved his single-game career-best for assists for the second consecutive game with 11. Senior Cameron Jones chipped in 13 points and Gabe Rogers added 12 for the Lumberjacks.

NAU never trailed in the contest, building a double digit lead in the first half behind a strong shooting half while holding the Hornets to just 28 percent from the field. The Lumberjacks led by as many as 31 in the contest.

Official Basketball Box Score - Game Totals - Final Statistics

Northern Arizona vs Alabama St.		11/16/10 7:05 p.m. at Tim's Toyota Center (Prescott)	
Northern Arizona 74 - 0-3		ALST 66 - 0-3	
Player	Total	3-Pr	Rebounds
WHITE, Ivory	1	0	0
SANCHEZ, Robert	1	0	0
SHELCHAK, J	1	0	0
JOHNSON, Juan	0	0	0
DAVIS, Patrick	4	0	0
JOHNSON, Juan	0	0	0
ADAMU, Shauriel	1	0	0
MIRY FERRICKS, Jeffrey	0	0	0
DAVIS, Patrick	4	0	0
HARVEY, Dawayne	0	0	0
JEFFERSON, Jordan	1	0	0
SOPHIMAN, Admin	1	0	0
Team	15-50	4-18	12

FG % 1st Half	2nd Half	Game	Rebounds
28.6%	31.0%	30.0%	11.3%
19.1%	33.3%	22.2%	23.0%
67.5%	54.4%	61.0%	23.0%

Player	pts	reb	ast	blk	stl	ft	3pt
WHITE, Ivory	1	0	0	0	0	0	0
SANCHEZ, Robert	1	0	0	0	0	0	0
SHELCHAK, J	1	0	0	0	0	0	0
JOHNSON, Juan	0	0	0	0	0	0	0
DAVIS, Patrick	4	0	0	0	0	0	0
JOHNSON, Juan	0	0	0	0	0	0	0
ADAMU, Shauriel	1	0	0	0	0	0	0
MIRY FERRICKS, Jeffrey	0	0	0	0	0	0	0
DAVIS, Patrick	4	0	0	0	0	0	0
HARVEY, Dawayne	0	0	0	0	0	0	0
JEFFERSON, Jordan	1	0	0	0	0	0	0
SOPHIMAN, Admin	1	0	0	0	0	0	0
Team	15	12	0	0	0	0	18

Game 4 Northern Arizona 97, Southwestern 47 Nov. 19, 2010 Flagstaff, Ariz.

Senior Eric Platt scored a career-high 28 points to lead Northern Arizona to a 97-47 victory over Southwestern College in their home opener at the Rolle Activity Center.

Platt scored 26 points against the Eagles in the home opener in 2009-10.

The Casper, Wyo., native went 10-for-17 from the field while hitting 8-of-12 attempts beyond the three-point arc. He added five rebounds and an assist in 29 minutes of action. Senior Cameron Jones added 18 points, while sophomore Austin Smith contributed 11 points.

Southwestern jumped out to the early 8-2 lead when Daniel Stanton hit a pair of three-pointers to start the game. The Lumberjacks outscored the Eagles 39-19 the rest of the half. Senior Shane Johansen scored 10 of his 11 points in the first 20 minutes to pace the team.

Official Basketball Box Score - Game Totals - Final Statistics

Northern Arizona vs Southwestern		11/19/10 7:35 p.m. at Rolle Activity Center	
Northern Arizona 97 - 0-3		Southwestern 47 - 0-3	
Player	Total	3-Pr	Rebounds
HULSE, Gary	0	0	0
FRIEND, Houston	2	0	0
KOCH, A.J.	0	0	0
KREUTER, Joey	0	0	0
STACK, Taylor	0	0	0
COLE, Joshua	0	0	0
SUNCA, Albert	0	0	0
AUCUSTINE, Jordan	0	0	0
STANTON, Daniel	0	0	0
CHRISTOPHER, Chris	0	0	0
COLEMAN, Kurt	0	0	0
IRWIN, Ryan	0	0	0
IRVING, Maban	0	0	0
Team	15-48	6-19	11

FG % 1st Half	2nd Half	Game	Rebounds
40.4%	20.8%	33.3%	11.3%
59.1%	10.0%	34.8%	23.0%
50.0%	10.0%	11.8%	23.0%

Player	pts	reb	ast	blk	stl	ft	3pt
HULSE, Gary	0	0	0	0	0	0	0
FRIEND, Houston	2	0	0	0	0	0	0
KOCH, A.J.	0	0	0	0	0	0	0
KREUTER, Joey	0	0	0	0	0	0	0
STACK, Taylor	0	0	0	0	0	0	0
COLE, Joshua	0	0	0	0	0	0	0
SUNCA, Albert	0	0	0	0	0	0	0
AUCUSTINE, Jordan	0	0	0	0	0	0	0
STANTON, Daniel	0	0	0	0	0	0	0
CHRISTOPHER, Chris	0	0	0	0	0	0	0
COLEMAN, Kurt	0	0	0	0	0	0	0
IRWIN, Ryan	0	0	0	0	0	0	0
IRVING, Maban	0	0	0	0	0	0	0
Team	15	11	0	0	0	0	19

Game 5 Northern Arizona 74, Kennesaw State 66 Nov. 22, 2010 Kennesaw, Ga.

Shane Johansen scored 14 points and grabbed a career-high 17 rebounds to help Northern Arizona post a 74-66 road victory over Kennesaw State in the final game of the Global Sports Hy-Vee Challenge.

NAU jumped out to a 9-0 lead in the game with Johansen grabbing four of his nine first-half rebounds and added a block in the run. The Lumberjacks never trailed in the contest and led by as many as 13 points in the first half. Kennesaw State stayed in the game with a big half at the line, making 15 of 17 attempts while NAU made just 2 of 6.

The Owls pulled within three points twice in the second half but the Lumberjacks failed to surrender the lead with Cameron Jones hitting buckets each time to halt the threats. NAU shot 49 percent from the field for the game and made 9 of 14 in the second half at the charity stripe to seal the game.

Official Basketball Box Score - Game Totals - Final Statistics

Northern Arizona vs Kennesaw State		11/22/10 7:30 p.m. at Kennesaw, Ga. (KSU Convocation Center)	
Northern Arizona 74 - 0-3		Kennesaw State 66 - 2-3	
Player	Total	3-Pr	Rebounds
JONES, Cameron	9	2	0
SALDIVAR, Stallon	3	2	0
PLATT, Eric	3	2	0
NORMAN, Durrell	0	0	0
JOHANNSEN, Shane	6	0	0
JONES, DeAngelo	0	0	0
ROGERS, Gabe	2	0	0
OLURUJU, Julian	0	0	0
SMITH, Justin	1	0	0
LEPLEY, Josh	2	0	0
Team	28-67	7-13	11

FG % 1st Half	2nd Half	Game	Rebounds
48.4%	50.0%	49.2%	11.3%
56.5%	50.0%	53.1%	23.0%
74.8%	64.4%	69.6%	23.0%

Player	pts	reb	ast	blk	stl	ft	3pt
JONES, Cameron	9	0	0	0	0	0	2
SALDIVAR, Stallon	3	0	0	0	0	0	2
PLATT, Eric	3	0	0	0	0	0	2
NORMAN, Durrell	0	0	0	0	0	0	0
JOHANNSEN, Shane	6	0	0	0	0	0	0
JONES, DeAngelo	0	0	0	0	0	0	0
ROGERS, Gabe	2	0	0	0	0	0	0
OLURUJU, Julian	0	0	0	0	0	0	0
SMITH, Justin	1	0	0	0	0	0	0
LEPLEY, Josh	2	0	0	0	0	0	0
Team	28	11	0	0	0	0	13

Game 6 Northern Arizona 88, Pepperdine 74 Nov. 23, 2010 Malibu, Calif.

Sophomore Gabe Rogers had a career-high 31 points and Cameron Jones added 23 points as the Northern Arizona men's basketball team won its fourth consecutive game with a 88-74 win over Pepperdine.

The Lumberjacks improved to 4-2 on the season, recording the first four-game win streak since NAU won six straight during the 2007-08 season. It was the first win for the program in Malibu against Pepperdine in 11 trips and snapped a four-game losing streak to the Waves.

Rogers shattered his single-game career high with 31 points helped by seven three-pointers in a game he shot 12-for-18 from the game. The Houston, Texas, native had 20 points twice last season. He added a career-best tying four rebounds. Cameron Jones, who hails from Los Angeles, finished with 23 points, tying his career high with eight assists.

Official Basketball Box Score - Game Totals - Final Statistics

Northern Arizona vs Pepperdine		11/23/10 1:05 p.m. at Malibu, Calif. (Firestone Fieldhouse)	
Northern Arizona 88 - 4-2		Pepperdine 74 - 2-5	
Player	Total	3-Pr	Rebounds
JOHANNSEN, Shane	3	0	0
JONES, Cameron	11	1	0
ROGERS, Gabe	12	7	0
SALDIVAR, Stallon	2	0	0
NORMAN, Durrell	2	0	0
JONES, DeAngelo	1	0	0
OLURUJU, Julian	1	0	0
FIORRES, Luis	0	0	0
SMITH, Justin	2	0	0
LEPLEY, Josh	3	0	0
Team	37-69	8-14	6

FG % 1st Half	2nd Half	Game	Rebounds
50.0%	54.0%	52.0%	11.3%
57.7%	71.4%	64.5%	23.0%
68.7%			

Game 7 Northern Arizona 81, Pepperdine 77 Nov. 30, 2010 Bakersfield, Calif.

Big Sky Player of the Week Gabe Rogers scored the go-ahead basket with 1:39 left and sealed the game with three free throws in the final 15 seconds as the Lumberjacks held on to post an 81-77 victory over CSU-Bakersfield at the Rabobank Arena.

Rogers had a career-high 31 against Pepperdine on Sunday. NAU won its fifth consecutive game and third straight road game to improve to 5-2 on the season.

Rogers, who earned the conference player of the week honor earlier in the day, posted a game-high 26 points with four rebounds and five assists. He went 8-for-15 from the field with four three-pointers and six free throws. He was one of four players in double figures for the Lumberjacks.

Senior Shane Johannsen had a season-high 17 points with seven rebounds and four blocks, while senior Eric Platt added 13 points off the bench. Cameron Jones contributed 10 points.

Official Basketball Box Score - Game Totals - Final Statistics Northern Arizona vs CSU Bakersfield

11:30:10 7:00 p.m. at Rabobank Arena - Bakersfield, Calif.

Player	Total			3-PT			Rebounds			PF	TP	A	TO	Blk	Stk	Min
	FG	FGA	FT	FTA	FT-FTA	Off	Def	Total								
10 Jones, Cameron	11	11	1-1	1-1	1-1	4	4	1	0	1	27					
24 Norman, Durrell	0	0	0-0	0-0	0-0	3	3	1	0	1	22					
10 Johannsen, Shane	7	9	0-0	3-3	2-5	7	17	0	0	3	29					
11 Rogers, Gabe	8	15	4-9	6-10	4-4	4	26	5	2	0	36					
21 Salvador, Station	1	3	0-1	0-0	1-2	2	4	1	0	0	20					
01 Dunn, Michael	0	0	0-0	0-0	0-0	0	0	0	0	0	4					
02 Jones, DeAngelo	1	3	0-1	3-5	0-1	1	5	2	0	0	13					
17 Okuboyi, Julian	0	1	0-0	0-0	1-1	1	1	1	0	1	9					
30 Platt, Eric	5	8	3-6	0-0	1-3	4	13	2	1	0	24					
02 Smith, Austin	2	4	0-0	0-0	2-3	3	4	1	0	1	11					
40 Lapeley, Josh	2	3	0-0	0-0	1-2	3	4	0	0	0	9					
Team																
Totals	30	57	8-18	13-19	11	27	38	20	8	16	13	4	2	0	200	

FG % 1st Half: 14.31 45.2% 2nd Half: 16.26 61.5% Game: 30.26 54.8%
 3PT % 1st Half: 4.11 38.4% 2nd Half: 4.7 57.1% Game: 6.16 44.4%
 FT % 1st Half: 3.2 60.0% 2nd Half: 10.4 73.1% Game: 13.31 68.4%

CSU Bakersfield 77 • 3-4

Player	Total			3-PT			Rebounds			PF	TP	A	TO	Blk	Stk	Min
	FG	FGA	FT	FTA	FT-FTA	Off	Def	Total								
33 Savage, Rashad	6	8	0-0	2-4	6-9	4	14	1	0	0	23					
44 Carter, Stephen	4	17	1-3	2-9	4-4	6	24	4	3	0	32					
22 Brown, Cory	3	3	0-0	2-2	2-4	8	10	1	0	0	18					
01 Robinson, De'Aundray	1	7	0-0	0-0	4-8	2	2	1	0	0	13					
11 Stragg, Donovan	4	14	1-4	3-3	2-2	0	12	4	2	0	30					
01 Johnson, Alex	4	11	3-7	0-0	1-1	1	11	0	0	0	27					
11 Hayes, Robert	0	1	0-0	0-0	0-0	0	0	0	0	0	1					
21 Kain, Cody	0	1	0-0	0-0	0-0	0	0	0	0	0	10					
23 Johnson, Donald	0	2	0-1	0-0	0-1	1	2	0	1	0	11					
20 Baker, Reynald	2	5	0-0	0-0	1-1	0	4	0	1	0	22					
40 Albright, James	1	2	0-1	0-0	0-0	2	2	0	0	0	13					
Team																
Totals	29	71	5-17	14-18	18	36	18	77	16	7	8	200			200	

FG % 1st Half: 12.20 41.4% 2nd Half: 17.42 40.5% Game: 15.17 42.9%
 3PT % 1st Half: 1.4 22.0% 2nd Half: 4.13 30.8% Game: 5.17 20.4%
 FT % 1st Half: 11.14 78.0% 2nd Half: 3.4 75.0% Game: 14.19 78.9%

Officials: Mike Stone, Bruce Hicks, Phil Winters
 Technical Fouls: Northern Arizona None, CSU Bakersfield None
 Attendance: 1187

Score by periods	1st	2nd	Total
Northern Arizona	35	46	81
CSU Bakersfield	36	41	77

1st Half: NAU led 50-50, CSUB led 51-53.
 Largest lead: NAU by 24 02:08, CSUB by 8 01:00.
 Score tied 7 times.
 Lead changes: 11 times.

Game 8 Northern Arizona 91, Bethany 50 Dec. 4, 2010 Flagstaff, Ariz.

The Northern Arizona men's basketball team won its sixth consecutive game, posting a 91-50 victory over Bethany (Calif.) University at the Rolle Activity Center.

NAU posted its first six-game winning streak since the 2007-08 season.

Senior Cameron Jones scored a game-high 20 points among four Lumberjacks in double figures. Junior Josh Lapeley scored 15 points with five rebounds and a career-high tying four blocks. Sophomore Austin Smith added 12 points and Shane Johannsen notched 11 in the victory.

The Lumberjacks shot 57 percent for the game, out-rebounding the Bruins 43-32. NAU scored 62 points in the paint and got 44 points off the bench and 19 fast break points.

Official Basketball Box Score - Game Totals - Final Statistics Bethany (Calif.) vs Northern Arizona

12/01/10 7:00 p.m. at Flagstaff, Ariz.

Player	Total			3-PT			Rebounds			PF	TP	A	TO	Blk	Stk	Min
	FG	FGA	FT	FTA	FT-FTA	Off	Def	Total								
12 THOMPSON, Kenny	8	14	1-5	4-4	2-3	5	17	0	6	1	34					
02 KRIGEC, Nijis	9	15	1-1	0-0	2-3	5	4	7	4	2	27					
10 WAISSON, Derek	0	1	0-1	1-2	0-1	1	1	1	0	0	21					
29 CRAWFORD, Marquis	0	3	1-5	0-7	1-3	4	7	2	1	0	36					
33 JONES, Mitch	1	11	2-5	0-1	2-2	8	2	3	0	1	29					
01 BROWN, Milton	0	4	0-3	1-2	2-2	0	4	1	0	0	15					
02 HLE (C) HEN, Evan	1	3	1-1	0-0	0-2	1	3	0	2	0	14					
11 WAISSON, Derek	0	0	0-0	0-0	0-0	0	0	0	0	0	11					
20 SIMS, Jonathan	1	1	1-1	0-0	0-0	0	3	0	0	0	5					
02 DIERCKOWSKI, Travis	1	6	0-4	1-3	1-3	3	3	1	0	1	18					
Team																
Totals	18	66	7-27	7-14	10	20	17	60	10	16	6	200			200	

FG % 1st Half: 4.26 32.1% 2nd Half: 0.26 32.0% Game: 16.56 32.1%
 3PT % 1st Half: 4.17 33.3% 2nd Half: 3.10 30.0% Game: 7.29 31.8%
 FT % 1st Half: 4.4 50.0% 2nd Half: 3.8 50.0% Game: 7.14 50.0%

Northern Arizona 91 • 6-2

Player	Total			3-PT			Rebounds			PF	TP	A	TO	Blk	Stk	Min
	FG	FGA	FT	FTA	FT-FTA	Off	Def	Total								
01 JOHANNSEN, Shane	6	8	0-0	1-1	1-2	1	11	0	0	0	15					
10 JONES, Cameron	8	14	1-3	3-4	1-4	5	20	0	1	1	28					
11 ROGGERS, Gabe	9	3	1-4	0-0	0-0	4	1	5	3	0	11					
31 SAI VARIVAR, Station	0	1	0-0	1-2	1-4	5	1	2	0	1	0					
01 NORMAN, Durrell	0	3	0-0	1-2	4-5	0	7	0	0	0	14					
02 JONES, DeAngelo	3	4	0-0	0-2	0-1	1	1	0	0	0	7					
02 JONES, DeAngelo	1	2	0-0	0-1	0-1	1	1	0	0	0	14					
17 OKUBOYI, Julian	1	2	0-0	0-0	0-0	1	2	4	0	0	15					
22 UMCUDU, Jay	0	0	0-0	0-0	0-0	1	0	1	0	1	4					
23 FLORES, Luis	2	4	0-0	0-0	0-0	0	4	3	0	0	10					
10 HLAJI, Eric	3	9	1-4	0-2	0-2	2	1	7	1	0	23					
30 SMITH, Austin	6	9	0-0	0-0	5-8	3	12	2	0	1	16					
02 LPELEY, Josh	7	10	0-0	1-2	1-4	3	15	0	1	4	21					
Team																
Totals	39	68	3-12	10-20	14	29	43	14	9	16	6	200			200	

FG % 1st Half: 19.34 55.9% 2nd Half: 20.34 58.8% Game: 39.68 57.4%
 3PT % 1st Half: 7.7 28.6% 2nd Half: 13.2 20.0% Game: 3.12 25.0%
 FT % 1st Half: 7.0 70.0% 2nd Half: 3.0 30.0% Game: 10.20 50.0%

Officials: John Weeks, Danny Acosta, Michael Rapp
 Technical Fouls: Bethany (Calif.) None, Northern Arizona None
 Attendance: 528

Score by periods	1st	2nd	Total
Northern Arizona	29	62	91
Bethany	23	27	50

1st Half: NAU led 21-18, NAU up 50-40.
 Largest lead: NAU by 12 02:17, NAU up 50-40.
 Score tied 2 times.
 Lead changes: 2 times.

Game 9 Northern Arizona 68, UTPA 55 Dec. 8, 2010 Flagstaff, Ariz.

The Northern Arizona men's basketball team won its sixth consecutive game, posting a 91-50 victory over Bethany (Calif.) University at the Rolle Activity Center.

NAU posted its first six-game winning streak since the 2007-08 season.

Senior Cameron Jones scored a game-high 20 points among four Lumberjacks in double figures. Junior Josh Lapeley scored 15 points with five rebounds and a career-high tying four blocks. Sophomore Austin Smith added 12 points and Shane Johannsen notched 11 in the victory.

The Lumberjacks shot 57 percent for the game, out-rebounding the Bruins 43-32. NAU scored 62 points in the paint and got 44 points off the bench and 19 fast break points.

Official Basketball Box Score - Game Totals - Final Statistics Texas-Pan American vs Northern Arizona

12/08/10 8:35 p.m. at Flagstaff, Ariz.

Player	Total			3-PT			Rebounds			PF	TP	A	TO	Blk	Stk	Min
	FG	FGA	FT	FTA	FT-FTA	Off	Def	Total								
21 MICZYCKI, Matt	0	2	0-0	1-4	3-3	6	3	1	2	0	15					
00 PROWSE, Brandon	1	4	0-2	1-3	0-2	2	2	2	2	1	27					
02 URBANUS, Aaron	2	7	1-4	1-4	0-2	1	2	1	9	2	0	10				
11 MARFF, Jared	2	8	0-2	4-4	4-4	3	8	0	1	0	27					
32 FELTY, Pory	4	10	0-5	4-5	2-3	5	13	2	3	0	23					
01 HUBBARD, Lyle	1	1	0-0	0-0	0-0	3	3	1	0	0	22					
00 GUIHAGE, Lwayne	1	3	0-1	1-1	0-0	0	0	0	0	0	3					
11 ARKOWICZ, Kendrick	0	0	0-0	0-0	0-0	0	0	0	0	0	4					
12 GARCIA, Ruben	1	7	0-4	0-0	0-4	3	2	0	2	0	19					
10 MASON, ENRIQUE	4	6	0-0	0-0	3-3	4	8	0	2	0	14					
00 C) P) ANI, Josh	1	3	0-0	0-0	1-1	2	4	0								

Game 13 Montana 83, Northern Arizona 80 Dec. 29, 2010 Missoula, Mont.

Montana used a strong second half and held off a late rally by the Lumberjacks to win the Big Sky Conference opener over Northern Arizona at Dahlburg Arena 83-80, taking the early momentum in the league race.

Montana (9-4, 1-0) started the second half with 6-0 run out of the locker room, eventually building a 16-point lead in the second half. Senior guard Will Cherry scored a team-high 27 points, including 21 points in the second half.

NAU fought back to cut the lead to single digits several times over the final 10 minutes before a late push in the final minutes. The Lumberjacks cut the lead to five points at 76-71 with a jumper with 1:10 left. After two free throws by Art Stewart, Gabe Rogers hit a jumper and the Lumberjacks fouled again with the Griz hitting one of two at the charity stripe.

Official Basketball Box Score - Game Totals - Final Statistics
Northern Arizona vs Montana
12/29/10 1:05 p.m. at Missoula, Mont. - Dahlburg Arena

Northern Arizona 80 - 83, 6-1		Total	3-Ptr	Rebounds	FT	FT-PA	PF	TP	A	T	Blk	Stl	Min
Player	(G)	(G)	(G)	(G)	(G)	(G)	(G)	(G)	(G)	(G)	(G)	(G)	(G)
13 NORMAN, Durrell	f	13	0	12	3	4	7	1	3	0	1	0	30
10 JOHANNSSON, Shane	c	3	4	0	0	0	1	1	5	6	0	0	10
16 JONES, Cameron	g	11	2	2	6	7	1	4	6	3	0	4	32
11 ROGERS, Gabe	g	7	1	0	0	2	3	1	1	6	4	0	13
21 SALDIVAR, Stallon	g	0	4	0	0	2	2	0	3	1	0	0	28
12 JONES, DaAngelo	g	1	1	0	0	0	0	0	0	0	0	0	3
12 OLUBUYI, Julian	g	0	0	0	0	0	0	0	0	0	0	0	3
30 PIATT, Eric	g	6	6	2	0	2	2	4	19	1	1	0	24
22 SMITH, Austin	g	0	0	0	1	2	3	4	1	0	1	0	12
42 LEPLEY, Josh	g	2	3	0	0	2	3	4	1	1	0	0	19
Team													
Totals		31-55	8-17	10-13	6	22	26	80	16	17	3	0	200

FG % 1st Half: 44.0% 2nd Half: 50.0% Game: 51.6% 50.4%
3P % 1st Half: 4.7% 2nd Half: 17.0% Game: 13.3% 10.0%
FT % 1st Half: 0.1% 2nd Half: 10.1% Game: 10.1% 78.0%

Montana 83 - 84, 1-0

Northern Arizona 84 - 83, 9-4, 1-0		Total	3-Ptr	Rebounds	FT	FT-PA	PF	TP	A	T	Blk	Stl	Min
Player	(G)	(G)	(G)	(G)	(G)	(G)	(G)	(G)	(G)	(G)	(G)	(G)	(G)
13 SIFU, Derek	f	6	10	2	2	2	4	1	16	3	0	0	30
32 JAMAR, Kareem	f	4	6	2	1	2	3	2	10	1	1	0	35
41 GVALE, Brent	c	5	7	0	3	5	1	3	13	2	2	1	14
16 CHERRY, Will	g	3	5	0	1	1	4	2	27	0	2	0	40
10 WOOD, Jordan	g	0	1	0	0	0	0	2	2	1	0	0	17
10 STWARD, Art	g	3	8	0	5	2	4	6	2	1	1	0	31
22 SIDOCKIN, Shawn	g	1	1	0	3	2	2	0	3	0	0	0	18
42 WARD, Mathew	g	0	2	0	0	0	1	2	0	0	0	0	10
Team													
Totals		28-55	7-13	20-32	10	20	30	15	83	16	9	5	200

FG % 1st Half: 46.2% 2nd Half: 50.0% Game: 48.3% 50.0%
3P % 1st Half: 4.8% 2nd Half: 7.0% Game: 13.1% 10.0%
FT % 1st Half: 1.3% 2nd Half: 13.1% Game: 10.2% 92.0%

Officials: Jon Stephens, Chuck Hydzik, Don Wesscott
Technical fouls: Northern Arizona-JOHANNSSON, Shane. Montana-Norm, Durrell.
Attendance: 1001

Score by periods	1st	2nd	Total
Northern Arizona	32	48	80
Montana	35	48	83

Lead FO: NAU 2nd 00:00, MSU 2nd 00:00
Largest lead: NAU by 16 1st 00:00, NAU by 16 2nd 00:00

Revs: 3 3rd 3:45
Lead changed: 6 times

Lead FO: NAU 2nd 00:00, MSU 2nd 00:00
Largest lead: NAU by 2 1st 17:05, MSU by 2 2nd 02:05

Score by periods: 1st 2nd Total
Northern Arizona 32 48 80
Montana 35 48 83

Game 16 Weber State 68, Northern Arizona 67 Jan. 8, 2011 Flagstaff, Ariz.

Weber State's Lindsey Hughey hit a three-pointer with nine seconds left to help Weber State post a 68-67 victory at the Rolle Activity Center.

The Wildcats led by as many as 16 points in the second half but had to hold off a Lumberjack comeback that erased the lead. NAU eventually took a one-point lead with 1:58 left in the game on a Shane Johannsen layup.

Hughey took back the lead with a layup with 1:12 left. After a timeout by NAU, sophomore Gabe Rogers missed a three-pointer from the right corner that was grabbed by Kyle Bullinger with 46 seconds left. The Wildcats ran the shot clock down to the final second before Hughey threw up a three in front of the Wildcat bench to extend the lead to four points.

Cameron Jones hit a three-pointer with two seconds left to cut the deficit to one point.

Official Basketball Box Score - Game Totals - Final Statistics
Weber State vs Northern Arizona
1/8/2011 6:35 p.m. at Rolle Activity Center (Flagstaff, Ariz.)

Weber State 68 - 7, 1-2 BSC		Total	3-Ptr	Rebounds	FT	FT-PA	PF	TP	A	T	Blk	Stl	Min
Player	(G)	(G)	(G)	(G)	(G)	(G)	(G)	(G)	(G)	(G)	(G)	(G)	(G)
33 DUNLINGER, Kyle	f	6	11	5	1	2	3	18	2	3	0	0	28
30 MARONEY, Dylan	f	1	3	0	0	3	2	5	1	0	0	1	32
30 MONNIS, Trevor	c	6	7	0	1	2	3	4	13	1	0	1	31
34 MARFORTH, Scott	g	5	7	0	4	2	2	14	7	3	0	0	33
15 HUGHEY, Lindsey	g	5	12	2	5	0	2	2	12	2	1	0	33
10 HORNBERGER, J	g	1	1	1	0	0	0	4	3	1	0	0	9
10 NICHOLSON, Jordan	g	0	3	0	0	0	1	4	2	0	0	0	9
35 PILTON, Ryan	g	0	4	0	0	0	1	4	0	0	0	0	6
11 TRISNACK, Kyle	g	3	6	0	0	1	1	2	6	0	0	0	11
Team													
Totals		27-64	8-17	6-9	6	18	24	68	17	10	1	4	200

FG % 1st Half: 43.0% 2nd Half: 58.3% Game: 57.8% 50.0%
3P % 1st Half: 4.0% 2nd Half: 1.3% Game: 9.1% 47.1%
FT % 1st Half: 5.6% 2nd Half: 1.3% Game: 6.9% 66.7%

Officials: Cameron Anderson, Ty Egan, Jeff Tamm
Technical fouls: Weber State-Norm, Durrell. Northern Arizona-Norm, Durrell.
Attendance: 703

Score by periods	1st	2nd	Total
Weber State	30	38	68
Northern Arizona	30	37	67

Lead FO: NAU 2nd 00:00, NAU 2nd 00:00
Largest lead: NAU by 17 1st 00:00, NAU by 3 1st 11:17

Revs: 3 3rd 3:45
Lead changed: 8 times

Score by periods: 1st 2nd Total
Northern Arizona 30 37 67
Weber State 30 38 68

Game 14 Montana State 86, Northern Arizona 78 Dec. 31, 2010 Bozeman, Mont.

Montana State built a first-half lead to cruise to an 86-78 victory over Northern Arizona, giving the Lumberjacks a 0-2 record on the Montana road trip and to the start of Big Sky Conference play. NAU is 8-6 overall, while Montana State improved to 8-2, 6-0 in Big Sky play.

The Lumberjacks trimmed a 21-point deficit in the second half with a late push for the second consecutive game, cutting the advantage to 10 points with 1:43 left in the game. But NAU did not get the lead into single digits until the final seconds. NAU cleared its bench in the second half, getting a burst of energy in the comeback effort.

Montana State shot 53 percent from the field and made 11 three-pointers. The Bobcats also scored 19 points at the free throw line despite shooting just 54 percent from the line. MSU out-shot the Lumberjacks 34-15 at the free throw line.

Official Basketball Box Score - Game Totals - Final Statistics
Northern Arizona vs Montana State
12/31/10 4:55 pm at Worthington Arena - Bozeman, Montana

Northern Arizona 78 - 86, 0-2 Big Sky		Total	3-Ptr	Rebounds	FT	FT-PA	PF	TP	A	T	Blk	Stl	Min
Player	(G)	(G)	(G)	(G)	(G)	(G)	(G)	(G)	(G)	(G)	(G)	(G)	(G)
10 JONES, Cameron	f	4	18	0	2	0	1	5	6	2	1	0	29
30 JOHANNSSON, Shane	c	4	6	0	2	3	4	4	10	1	0	1	27
40 JOHANNSSON, Shane	c	4	9	0	1	3	2	7	15	0	1	0	16
11 ROGERS, Gabe	g	4	4	3	1	0	1	1	17	3	0	3	28
21 SALDIVAR, Stallon	g	1	2	1	2	1	2	3	5	2	0	0	18
11 DUNN, Michael	g	4	4	1	1	0	0	0	0	0	0	0	8
12 JONES, DaAngelo	g	0	1	0	1	1	1	1	1	0	0	0	9
12 OLUBUYI, Julian	g	2	1	0	0	0	2	5	7	1	0	0	14
22 SMITH, Austin	g	2	2	1	0	0	1	1	0	0	0	0	4
30 PLATT, Eric	g	2	4	0	2	2	2	4	1	0	0	0	20
37 SMITH, Austin	g	1	4	0	0	0	2	2	6	2	1	0	21
47 IFPI, Josh	g	0	1	0	0	0	0	0	0	0	0	0	6
Team													
Totals		32-50	6-13	9-15	14	23	25	78	10	13	2	8	200

FG % 1st Half: 44.0% 2nd Half: 61.9% Game: 52.9% 54.2%
3P % 1st Half: 12.2% 2nd Half: 5.1% Game: 6.1% 48.2%
FT % 1st Half: 2.7% 2nd Half: 6.8% Game: 9.1% 53.3%

Officials: Tom Treadwell, Mark Hughes, Jeffrey Kerr
Technical fouls: Northern Arizona-NORMAN, Durrell. Montana State-Norm, Durrell.
Attendance: 5005

Score by periods	1st	2nd	Total
Northern Arizona	29	49	78
Montana State	44	42	86

Lead FO: NAU 2nd 00:00, MSU 2nd 00:00
Largest lead: NAU by 2 1st 17:05, MSU by 2 2nd 02:05

Score by periods: 1st 2nd Total
Northern Arizona 29 49 78
Montana State 44 42 86

Lead FO: NAU 2nd 00:00, MSU 2nd 00:00
Largest lead: NAU by 2 1st 17:05, MSU by 2 2nd 02:05

Score by periods: 1st 2nd Total
Northern Arizona 29 49 78
Montana State 44 42 86

Lead FO: NAU 2nd 00:00, MSU 2nd 00:00
Largest lead: NAU by 2 1st 17:05, MSU by 2 2nd 02:05

Score by periods: 1st 2nd Total
Northern Arizona 29 49 78
Montana State 44 42 86

Game 17 Northern Arizona 79, Sacramento St. 58 Jan. 15, 2011 Flagstaff, Ariz.

Senior forward Shane Johannsen scored 18 points and senior guard Eric Platt hit four three-pointers to lead Northern Arizona to a 79-58 victory over Sacramento State at the Rolle Activity Center.

Johannsen made his first eight shots from the field, including 15 points and d 7-for-7 effort in the first half, to go with a team-high tying six rebounds and game-high three blocks.

Platt, who was 0-for-4 from beyond the arc over the last three games, finished with 15 points off the bench. He went 3-for-4 in the first 20 minutes from three and hit four overall in a 5-for-9 night from the field.

Cameron Jones led the Lumberjacks with 19 points, while guard Stallon Saldivar had 10 assists with only a single turnover. Sophomores Gabe Rogers and Austin Smith each added eight points to the winning effort.

Official Basketball Box Score - Game Totals - Final Statistics
Northern Arizona vs Sacramento State
1/15/2011 6:35 p.m. at Rolle Activity Center (Flagstaff, Ariz.)

Northern Arizona 79 - 58, 1-4 BSC		Total	3-Ptr	Rebounds	FT	FT-PA	PF	TP	A	T	Blk	Stl	Min
Player	(G)	(G)	(G)	(G)	(G)	(G)	(G)	(G)	(G)	(G)	(G)	(G)	(G)
32 DICKSON, John	f	4	10	0	1	5	6	3	13	1	2	1	28
30 MARONEY, Dylan	f	1	3	1	3	0	1	0	3	3	0	0	21
01 COLLS-BLY, Sullivan	g	6	12	2	2	2	2	14	4	2	0	1	31
30 JACKSON, Walter	g	2	9	1	1	1	2	5	1	3	0	0	29
22 HORNBERGER, J	g	5	9	1	1	0	2	5	7	3	1	0	27
11 CARBAJAL, Jackson	g	4	10	2	0	1	1	2	20	0	0	1	21
12 GRACOM, Kendall	g	0	0	0	0	0	1	0	0	0	0	0	6
10 NIDWAY, Alpha	g	1	4	0	1	0	1	3	7	2	0	0	20
11 MCCURVEY, Josh	g	0	1	0	0	2	4	0	0	1	0	0	5
30 KAROCVIC, Hale	g	0	0	0	0	0	0	1	0	0	0	0	5
Team													
Totals		22-47	6-20	8-17	16	30	36	58	14	17	3	0	200

FG % 1st Half: 50.0% 2nd Half: 41.4% Game: 47.5% 38.8%
3P % 1st Half: 5.0% 2nd Half: 3.8% Game: 6.0% 30.0%
FT % 1st Half: 4.4% 2nd Half: 4.4% Game: 8.1% 47.1%

Officials: John Weeks, Duane Wilson, Dorel Nansel
Technical fouls: Sacramento State-Norm, Durrell. Northern Arizona-Norm, Durrell.
Attendance: 679

Score by periods	1st	2nd	Total
Northern Arizona	21	58	79
Sacramento State	36	22	58

Lead FO: NAU 2nd 00:00, SAC 2nd 00:00
Largest lead: SAC by 1 1st 18:12, NAU by 2 2nd 04:02

Score by periods: 1st 2nd Total
Northern Arizona 21 58 79
Sacramento State 36 22 58

Game 15 Northern Arizona 82, Idaho State 80 OT Jan. 6, 2011 Flagstaff, Ariz.

Senior Cameron Jones scored six points in overtime and 31 overall after halftime to propel Northern Arizona to a 82-80 victory over Idaho State at the Rolle Activity Center.

Jones finished with a career-high 37 points on a 12-of-23 performance from the field, including three three-pointers, eight rebounds and a 10-for-14 night at the charity stripe. Jones' biggest bucket came at the end of regulation, nailing a three-pointer to send the game to overtime.

Shane Johannsen fouled out in regulation after posting his third double-double of the season, scoring 11 points with a game-high 16 rebounds. Stallon Saldivar had a career

Game 19 Northern Arizona 71, Portland State 59 Jan. 22, 2011 Portland, Ore.

The Northern Arizona men's basketball team shot 59 percent from the field to defeat Portland State 71-59 at the Stott Center in the Big Sky Game of the Week. The Lumberjacks jumped out to a 14-2 advantage over the first 6:19 of the game behind baskets by four different players and led by as many as 18 points in the first half. Eight different players scored in the opening half led by nine points by Cameron Jones and eight by DeAngelo Jones.

NAU (11-8, 3-4 Big Sky) led the Vikings to just 20 percent from the floor to start the game and forced 13 turnovers. PSU went 8-for-24 from the field in the first half.

Portland State (10-9, 3-4) cut the lead to 10 points at 43-33 with 13:53 left in the game but the Lumberjacks responded with a 15-5 run of their own.

Official Basketball Box Score - Game Totals - Final Statistics Northern Arizona vs Portland State 01/22/11 5:07 p.m. at Peter W. Stott Center, Portland, OR

Northern Arizona 71 • 11-8, 3-4

#	Player	Total		3-PT			Rebounds			PF	TP	A	T.O.	Blk	Stl	Min
		G	A	M	A	M	Off	Def	Total							
10	JOHANNSSEN, Shano	2	2	0	0	1	2	0	3	3	4	5	0	3	5	14
33	JONES, DeAngelo	3	6	1	1	1	2	2	2	4	1	8	0	1	0	12
10	JONES, Cameron	10	10	3	3	2	2	0	7	7	2	26	4	4	0	36
11	ROGERS, Gabe	6	12	3	9	1	2	1	2	1	16	4	2	0	2	35
21	SALUJAW, Stefan	9	0	2	0	1	0	0	0	0	0	8	2	0	1	26
12	OLUBUYI, Julian	0	0	0	0	0	1	1	1	0	2	1	0	2	14	
20	HALL, Eric	1	4	1	3	0	0	1	1	3	2	1	0	2	21	
35	SMITH, Austin	3	3	0	0	1	0	0	3	7	2	0	0	0	11	
34	NORMAN, Durrell	1	1	0	0	0	1	1	0	2	0	1	0	0	15	
42	LEPLEY, Josh	2	2	0	0	1	2	1	5	0	1	2	0	1	16	
Totals		28	47	8	17	7	12	6	21	26	14	71	22	16	7	200

FG % 1st Half	15.2%	54.2%	2nd half	15.2%	55.2%	Game	20.4%	59.6%	Rebound
3FG % 1st Half	3.7%	42.9%	2nd half	5.1%	50.0%	Game	4.1%	47.1%	Assists
FT % 1st Half	5.8%	60.8%	2nd half	3.4%	50.0%	Game	7.0%	56.5%	Turnovers

Portland State 59 • 10-9, 3-4

#	Player	Total		3-PT			Rebounds			PF	TP	A	T.O.	Blk	Stl	Min
		G	A	M	A	M	Off	Def	Total							
17	CLIFF, Paul	1	4	0	0	1	2	4	6	4	3	2	3	0	2	33
13	THOMAS, Phillip	3	8	0	0	3	4	1	1	2	3	9	1	3	0	20
34	JONES, Meakin	4	10	3	5	0	0	1	1	2	11	0	1	0	1	32
10	JOHNSON, Dane	1	1	0	0	0	0	1	1	1	2	2	3	0	0	10
3	HARRIS, Chris	4	13	0	1	0	0	4	3	7	1	8	0	2	1	37
31	COLLUMAN, Torry	0	0	0	0	0	0	0	0	0	0	0	1	0	0	4
12	OLUBUYI, Julian	3	6	0	0	0	1	1	1	1	1	2	0	2	0	24
14	RRANDON, Alonzo	3	6	0	0	0	0	1	6	0	1	0	1	0	1	11
21	NELSON, Phil	1	5	1	3	1	2	3	3	4	0	0	0	0	0	24
Totals		22	57	4	14	11	16	15	10	33	16	60	6	10	1	200

FG % 1st Half	5.2%	20.8%	2nd half	17.3%	51.5%	Game	22.8%	38.6%	Rebound
3FG % 1st Half	1.9%	12.5%	2nd half	3.6%	50.0%	Game	4.1%	28.6%	Assists
FT % 1st Half	7.7%	100.0%	2nd half	4.9%	44.4%	Game	11.1%	69.0%	Turnovers

Officials: Jason Hinds, Wilson Holland, Courtney Holmes
Technical fouls: Northern Arizona-None, Portland State-None.
Attendance: 1022

Score by periods	1st	2nd	Total
Northern Arizona	34	37	71
Portland State	18	41	59

Last FG - NAU 2nd Qtr 15:00, PSU 2nd Qtr 00:30
Largest lead - NAU by 27 2nd Qtr 05:00, PSU by 7 1st 17:35

Score tied - 1 time
Largest margin - 7 times

Game 20 Northern Arizona 65, N. Colorado 54 Jan. 31, 2011 Flagstaff, Ariz.

Senior guard Eric Platt had 11 points off the bench including three three-pointers to help lead Northern Arizona to a 65-54 victory over Northern Colorado. Platt scored eight of his 11 points in the second half when the Lumberjacks took control of the game. NAU went on a 10-2 run early in the second half to break open a close game that featured eight ties in the first 22 minutes. The Bears cut the lead to eight points with 5:33 left in the game but never got any closer.

The Lumberjacks had four players in double figures led by senior guard Cameron Jones with 15 points. Sophomore guard Gabe Rogers added 13 points and senior Shane Johannsen led 12 points, six rebounds and four blocks.

Official Basketball Box Score - Game Totals - Final Statistics NC vs Northern Arizona 1/31/11 6:37 p.m. at Rolle Activity Center

NC 54 • 11-9, 7-2 BSC

#	Player	Total		3-PT			Rebounds			PF	TP	A	T.O.	Blk	Stl	Min
		G	A	M	A	M	Off	Def	Total							
10	KADA, Chris	1	3	1	3	3	5	1	3	4	1	10	1	2	1	32
33	KINGMAN, Neal	1	0	0	0	0	0	0	4	4	1	0	2	0	0	23
44	MONIGOMERY, Jaylor	1	3	0	1	3	8	4	3	7	3	9	0	1	1	23
11	LOYD, Filbert	1	7	1	5	2	2	1	2	3	4	5	5	3	0	37
32	DEITZEL, Dwyer	9	7	1	7	3	10	1	2	0	6	6	2	16	1	30
30	AUDU, Emmanuel	1	3	1	1	0	0	3	3	6	2	10	0	0	1	17
02	GAHNICA, Paul	1	2	0	0	0	0	1	3	1	2	2	1	4	1	13
18	UNRUH, Tate	0	0	0	0	0	0	0	0	0	0	0	0	0	0	5
11	PROCTOR, Mike	0	2	0	0	0	0	0	4	4	2	0	0	1	0	17
Totals		20	60	5	22	9	16	16	26	44	18	64	11	15	6	200

FG % 1st Half	11.3%	38.5%	2nd half	9.2%	31.0%	Game	20.6%	33.3%	Rebound
3FG % 1st Half	3.9%	33.3%	2nd half	2.1%	15.4%	Game	3.2%	23.7%	Assists
FT % 1st Half	3.4%	75.0%	2nd half	6.1%	54.5%	Game	9.1%	60.0%	Turnovers

Northern Arizona 65 • 12-8, 4-4 BSC

#	Player	Total		3-PT			Rebounds			PF	TP	A	T.O.	Blk	Stl	Min
		G	A	M	A	M	Off	Def	Total							
40	JOHANNSEN, Shano	1	6	0	0	0	1	2	4	6	2	12	0	1	4	23
10	JONES, Cameron	6	17	0	1	6	6	1	2	3	4	16	4	3	0	34
11	ROGERS, Gabe	5	16	1	7	2	2	2	2	2	1	13	4	1	0	36
21	SALUJAW, Stefan	0	1	0	1	3	4	0	7	7	1	3	5	3	0	22
34	NORMAN, Durrell	1	1	0	0	2	2	2	4	4	4	1	0	0	0	22
30	JONES, DeAngelo	2	4	0	0	1	0	1	0	1	0	5	0	0	0	19
12	OLUBUYI, Julian	0	2	0	0	0	0	0	1	1	3	0	2	0	0	12
20	HALL, Eric	3	6	3	6	2	2	0	1	1	2	11	1	2	1	19
35	SMITH, Austin	1	2	0	0	0	0	3	2	5	3	2	0	0	0	7
42	LEPLEY, Josh	0	0	0	0	0	0	0	0	0	0	0	0	0	0	5
Totals		23	67	4	15	10	20	10	26	36	20	69	17	10	7	200


FG % 1st Half	10.2%	34.5%	2nd half	15.2%	46.4%	Game	23.5%	40.4%	Rebound
3FG % 1st Half	2.7%	28.6%	2nd half	2.8%	25.0%	Game	4.1%	26.7%	Assists
FT % 1st Half	6.9%	65.0%	2nd half	9.1%	81.8%	Game	10.2%	75.0%	Turnovers

Officials: Chris Hestner, John Weeks, Matt Robinson
Technical fouls: NC-None, Northern Arizona-None.
Attendance: 722

Score by periods	1st	2nd	Total
NC	20	20	54
Northern Arizona	29	37	65


Last FG - NC 2nd Qtr 05:16, NAU 2nd Qtr 16:00
Largest lead - NAU by 7 1st Qtr 05:00, NC by 15 2nd Qtr 05:00

Score tied - 8 times
Largest margin - 7 times



#1

Michael Dunn
G, 6-0, 180, So.-1L



#2

DeAngelo Jones
G, 6-5, 200, Sr.-1L



#10

Cameron Jones
G, 6-4, 190, Sr.-3L



#11

Gabe Rogers
G, 6-2, 175, So.-1L*



#12

Julian Olubuyi
G, 5-9, 175, Sr.-1L



#20

Gaellen Bewernick
F, 6-6, 215, Fr.-HS




#21

Stallon Saldivar
G, 6-0, 185, So.-1L



#23

Luis Flores
F, 6-3, 175, So.-1L*



#30

Eric Platt
G, 6-5, 218, Sr.-1L*



#32

Austin Smith
F, 6-9, 220, SO.-RS*



#34

Durrell Norman
F, 6-4, 190, Jr.-TR



#40

Shane Johannsen
F, 6-7, 235, Sr.-3L



#42

Josh Lepley
C, 6-8, 220, Jr.-2L



#50

Austin Smith
F, 6-8, 215, So.-TR



Mike Adras
Head Coach



Jay Collins
Assistant Coach



Quintin Grogan
Assistant Coach



Will Hensley
Assistant Coach



Ivan DaSilva
Graduate Assistant
Manager