



2022 ALCORN FOOTBALL GAME NOTES

Alcorn Athletic Communications • 1000 ASU Drive #510 • Davey L. Whitney Complex • Lorman, MS 39096
AlcornSports.com • Twitter: @BravesSports • Instagram: @AlcornSports • YouTube: Alcorn State Sports
Home to 13 SWAC Championships (1968, '69, '70, '74, '76, '79, '84, '92, '94, 2014, 2015, 2018, 2019)

GAME INFORMATION

Date: Sat., Oct. 8, 2022
Time: 6 p.m. CST
Site: Itta Bena, Miss. // Rice-Totten Stadium (10,000)
National TV: ESPN+
Play-by-Play: Santoria Black; *Analyst:* Ken Moore
Regional Radio: WPRL 91.7 FM
Play-by-Play: Charles Edmond; *Analyst:* Emmanuel Barnes
Sideline: Cedric Tillman
Satellite Radio: HSRN/Sirius XM
Live Video Stream: WatchESPN // ESPN+
Twitter Updates: @BravesSports // @AlcornStateFB
Series: Alcorn leads, 50-16-1
Lorman: Alcorn leads, 27-5-1
Itta Bena: Alcorn leads 23-11
First Meeting: 1954 — W, 6-0
Last Meeting: 2021 — W, 24-12
Streak: Alcorn, 8 wins

ALCORN

2-2, 1-0 SWAC

2022: 2-2, 1-0 SWAC
Ranking: NR — STATS, NR — Coaches
Last Game: Sept. 24, 2022 (Lorman, Miss.)
defeated Arkansas-Pine Bluff, 38-21
Head Coach: Fred McNair (Alcorn State, 1992)
Career: 38-26 (6th season)
at ASU: 38-26 (6th season)
vs. MVSU: 5-0
Twitter: @AlcornStateFB // @BravesSports

MISSISSIPPI VALLEY

0-5, 0-2 SWAC

2022: 0-5, 0-2 SWAC
Ranking: NR — AP, NR — Coaches
Last Game: Oct. 1, 2022 (Tallahassee, Fla.)
lost to Oklahoma State, 63-7
Head Coach: Vincent Dancy (Jackson State, 2006)
Career: 7-35 (5th season)
at MVSU: 7-35 (5th season)
vs. Alcorn: 0-3
Twitter: @MSValleyFB // @MVSUDevilSports

ALCORN COMMUNICATIONS

Bryan J. Harvey (Primary Contact) Assoc. AD/Communications
O: 607-877-6822 C: 757-268-4561 E: bjharvey@alcorn.edu

ALCORN COACHING STAFF

Coaches: On the Field
Head Coach: Fred McNair
Offensive Coord./Offensive Line: Elliott Wratten
Defensive Coord./Cornerbacks: Cedric Thomas
Co-Offensive Coord./Quarterbacks: Jason Phillips
Linebackers: Deion Roberson
Safeties: Torenzo Quinn
Special Teams Coord./Tight Ends: Lane Powell

Coaches: In the Booth
Running Backs: Ryan Busz
Co-Defensive Coord./Defensive Line: Jonathan Bradley
Wide Receivers: Leroy Frederick
Nickels: Matthew Brown

GAME 5

ITTA BENA, MISS. (RICE-TOTTEN STADIUM)



NR/NR ALCORN BRAVES (2-2, 1-0)

Head Coach: Fred McNair (Alcorn State, 1992)
Career Record: 38-26 (6th season), Record at ASU: 38-26 (6th season), Record vs. MVSU: 5-0



NR/NR MISSISSIPPI VALLEY STATE DELTA DEVILS (0-5, 0-2)

Head Coach: Vincent Dancy (Jackson State, 2006)
Career Record: 7-34 (5th season), Record at MVSU: 7-34 (5th season), Record vs. Alcorn: 0-3

2022 STATISTICAL LEADERS

RUSHING

	G	ATT	GAIN	LOSS	NET	AVG	TD	LG	YPG
Jarveon Howard	4	72	586	6	580	8.1	6	78	145.0
Niko Duffey	4	39	191	3	188	4.8	1	33	47.0
Javonta Leatherwood	3	29	155	1	154	5.3	1	35	51.3

PASSING

	G	EFF	C-A-I	PCT	YDS	TD	LG	AVG/G
Aaron Allen	4	106.56	48-87-2	55.2	462	3	89	115.5
Markevion Quinn	1	121.40	2-4-0	50.0	34	0	19	34.0

RECEIVING

	G	NO	YDS	AVG	TD	LG	AVG/G
CJ Bolar	4	10	81	8.1	0	19	20.2
Juan Anthony Jr.	4	9	87	9.7	1	18	21.8
Malik Rogers	3	8	122	15.2	1	46	40.7

STORY LINES

- Redshirt senior wide receiver **CJ Bolar** enters the weekend having caught at least one pass in 13 consecutive games dating back to the 2021 season.
- Redshirt senior running back **Jarveon Howard** is ranked second in the Football Championship Subdivision (FCS) for rushing yards per game (145.0), as well as second in total rushing yards (580) and tied for ninth in rushing touchdowns (6).
- Head Coach **Fred McNair** is looking to win his sixth consecutive game against Mississippi Valley State, with that possible being the longest active streak for the head ball coach against any team in the Southwestern Athletic Conference (SWAC) in his time at the helm in Lorman.
- Running back **Jarveon Howard's** 299 yards on the ground against Arkansas-Pine Bluff is, by all accounts, a modern day SWAC record for rushing yards in a single game, as well as being an Alcorn school record.
- The Alcorn defense currently ranks 10th in the FCS for quarterback sacks, as well as being tied for 11th in tackles for loss.

2022 SCHEDULE & RESULTS

	Sept. 3	10/10 STEPHEN F. AUSTIN	Alcorn Access	L, 31-27
		Lorman, Miss. Spinks-Casem Stadium (22,500) Jarveon Howard: 21 rushes, 199 yards, 1 TD		
	Sept. 10	at Tulane University	ESPN+	L, 52-0
		New Orleans, La. Yulman Stadium (30,000) Terrence Ellis: 9 tackles, 1 forced fumble		
	Sept. 17	at McNeese	ESPN+	W, 30-19
		Lake Charles, La. Cowboy Stadium (20,000) Terrence Ellis: 6 tackles, 2 sacks, 1 quarterback hurry		
	Sept. 24	ARKANSAS-PINE BLUFF* (High School Day)	HBCU Go	W, 38-21
		Lorman, Miss. Spinks-Casem Stadium (22,500) Jarveon Howard: 23 rushes, 299 yards, 4 TDs		
	Oct. 8	at Mississippi Valley State*	ESPN+	6 p.m.
		Itta Bena, Miss. Rice-Totten Stadium (10,000) Alcorn State leads, 50-16-1 (5-0 under McNair)		
	Oct. 15	at Southern (La.)*	ESPN+	6 p.m.
		Baton Rouge, La. A.W. Mumford Stadium (28,500) Alcorn State leads, 40-28-2 (5-2 under McNair)		
	Oct. 22	TEXAS SOUTHERN* (Homecoming)	ESPN+	6 p.m.
		Lorman, Miss. Spinks-Casem Stadium (22,500) Alcorn State leads, 34-19-4 (4-0 under McNair)		
	Oct. 29	at Grambling State*	ESPN3/ESPN+	2 p.m.
		Grambling, La. Eddie Robinson Stadium (19,600) Grambling leads, 47-22-1 (2-5 under McNair)		
	Nov. 4	at Prairie View A&M*	ESPN	6:30 p.m.
		Prairie View, Texas Panther Stadium (15,000) Alcorn State leads, 44-15 (4-1 under McNair)		
	Nov. 12	BETHUNE-COOKMAN* (Veteran's Day)	HBCU Go	2 p.m.
		Lorman, Miss. Spinks-Casem Stadium (22,500) Bethune-Cookman leads, 1-0 (0-1 under McNair)		
	Nov. 19	JACKSON STATE* (Veteran's Day)	ESPN3/ESPN+	2 p.m.
		Lorman, Miss. Spinks-Casem Stadium (22,500) Jackson State leads, 45-29-1 (3-2 under McNair)		



#HighFive

1. With 299 yards rushing against UAPB, Jarveon Howard set a modern-day SWAC record for rushing yards in a single game.
2. In his last game against UAPB, quarterback Aaron Allen completed a pass to 10 different Braves receivers.
3. The Alcorn defense currently ranks 10th in the FCS for quarterback sacks, as well as being tied for 11th in tackles for loss.
4. For the Braves, Claudin Cherelus, Andrew Cole and Jaquez Dew are all set to return to the active roster against Mississippi Valley State.
5. Placekicker Noah Kiani is third in the SWAC for made field goals this season, having connected on 6-of-7 thus far on the campaign, including a 42-yard attempt.

SWAC PLAYERS OF THE WEEK (Oct. 3-9, 2022)

- **OFFENSIVE PLAYER OF THE WEEK**
Donovan Eaglin (Alabama A&M – RB)
- **DEFENSIVE PLAYER OF THE WEEK**
Jason Dumas (Southern – DL)
- **SPECIALIST OF THE WEEK**
Nathaniel Eichner (Alabama State – P/K)
- **NEWCOMER OF THE WEEK**
Jeremy Moussa (Florida A&M – QB)



#FastAndFun

- Alcorn State Head Coach Fred McNair and Offensive Coordinator Elliott Wratten have put in a place a speedy offense that will move up and down with different speeds.
- The team has dubbed the offense “#FAF – Fast And Fun”, similar to the “Fun & Gun” of the Florida Gators under legendary coach Steve Spurrier.
- When the team scores in three minutes or less, it is called a “Nitro Boost”.

#MississippiMoon –

- Head Coach Fred McNair and his staff have made it a rule to lock down the *Magnolia State* when it comes to recruiting, despite efforts from larger schools such as Ole Miss, Mississippi State and Southern Miss.
- There are total of 48 players from Mississippi on this year’s roster.
- The state of Mississippi has always been a huge recruiting trail for the Braves in the past with names such as Jack Spinks, Steve McNair, Fred McNair and Cedric Tillman all coming to Alcorn from the *Magnolia State*.




Celebration Bowl...



- The Celebration Bowl will once again be televised live on ABC and open the bowl season. The postseason college football bowl game will kick off at noon ET on Saturday, Dec. 17, at the state of the art Mercedes-Benz Stadium in Atlanta.
- The Celebration Bowl, which showcases the heritage, legacy, pageantry and tradition of Historically Black Colleges and Universities (HBCUs), pits the conference champion from the Mid-Eastern Athletic Conference (MEAC) against the Southwestern Athletic Conference (SWAC). Last season, South Carolina State earned its first Celebration Bowl win and continued a four-year winning streak for the MEAC over the SWAC, defeating heavily-favored Jackson State, 31-10.
- The MEAC leads the bowl series, 5-1 overall.

#SackLunch

Through the first four (4) games of the 2022 season, the Alcorn Braves have registered 14 quarterback sacks by nine different players, averaging 3.5 sacks per game.




2022 TEAM COMPARISON

	
Record..... 2-2, 1-0 SWAC	Record..... 0-5, 0-2 SWAC
Scoring Offense..... 23.8	Scoring Offense..... 8.80
Rushing Offense240.2	Rushing Offense130.8
Passing Offense124.0	Passing Offense 102.20
Pass Efficiency 107.21	Pass Efficiency85.44
Total Offense.....364.2	Total Offense.....233.0
Time/Possession27:54	Time/Possession28:34
Sacks Allowed 1.50	Sacks Allowed.....3.50
Scoring Defense 30.8	Scoring Defense 36.2
Rushing Defense147.2	Rushing Defense158.6
Passing Defense248.5	Passing Defense333.6
Pass Eff. Defense 138.57	Pass Eff. Defense 157.65
Total Defense395.8	Total Defense492.2
Sacks3.50	Sacks2.40
Tackles for Loss8.50	Tackles for Loss6.60
Turnover Margin +0.50	Turnover Margin (-0.60)
Net Punting28.4	Net Punting38.72
Punt Returns.....(-1.5)	Punt Returns.....(-0.20)
Kickoff Returns5.5	Kickoff Returns15.94

#SayMyName –

- It’s “Always...Alcorn” is the easy way to remember how to pronounce Alcorn State University correctly.
- When referring to the “Braves” nickname, the school does not use any Native American logos or paraphernalia with the former mascot Chief Choctaw, but continues to embrace the unconquered spirit of the mighty warriors of the surrounding tribes from the Lorman, Mississippi area in the Choctaw, Chickasaw and Natchez, respectfully.



FUN FACT I

- Two student-athletes from Alcorn State University were honored as recipients of the 2021-22 Halbrook Award, as announced at the Mississippi Association of College and Universities (MAC) business meeting, held this week in Tupelo, Mississippi. This year’s recipients for the Braves were Santiago Rocca (men’s tennis) and Mikayla Shaughnessy (women’s soccer).

A Win Over Mississippi Valley State Would –

- Give Head Coach Fred McNair his 39th overall career win...
- Be the 51st win all-time in the series against the Delta Devils...
- Allow the Braves to start 2-0 in the Southwestern Athletic Conference (SWAC) for the sixth consecutive season under Head Coach Fred McNair...
- Give Alcorn its 24th win all-time in Itta Bena...

Series Notes –

- Alcorn leads the all-time series against Mississippi Valley State by a count of 50-16-1...
- Under Head Coach Fred McNair, the Braves are a perfect 5-0 against the Delta Devils...
- The 50 wins owned by Alcorn against Mississippi Valley State are the most by the Braves against any one particular school in program history...
- The Braves have won eight consecutive games against the Delta Devils, including a 24-12 victory in 2021...

Last Time Out for the Braves –

- Jarveon Howard rushed for a school-record 299 yards and four touchdowns, as Alcorn defeated Arkansas at Pine Bluff by a score of 38-21, in the Southwestern Athletic Conference (SWAC) opener for both teams at Jack Spinks – Marino Casem Stadium on Saturday night.

UAPB (2-2, 0-1 SWAC) led 21-10, following quarterback Skyler Perry's one-yard rush around the left side, added former Braves placekicker Cristofer Thompson's extra-point, with 9:35 remaining in the third quarter.

Alcorn (2-2, 1-0 SWAC) then embarked upon 28 unanswered points, heavily influenced by the play of Syracuse transfer running back Jarveon Howard.

An eight-play, 75-yard drive that took just over three minutes off the clock was capped off by Howard's 11-yard run to the right of the line for the score. In the drive, Howard was used five times in the eight plays, including breaking off a 24-yarder earlier in the drive.

Noah Kiani's extra-point brought the Braves to within 21-17 midway through the third quarter.

After the Braves defense forced a Golden Lions punt on its next possession, the Purple and Gold marched down the field on the strength of the "Trident" rushing attack for Head Coach Fred McNair. This time, the attack was led by the duo of Javonta Leatherwood and Howard. The drive ended with Howard's 24-yard run up the gut to give the Braves their second lead of the evening – and their first since 7-0 in the opening quarter.

In another punishing drive in the fourth quarter, Alcorn's Howard ran the ball three times in a drive, culminating with a 78-yard run up the middle that pushed the Braves advantage to 31-21 with 4:47 remaining in the contest.

UAPB signal-caller Skyler Perry was picked off on the Golden Lions ensuing drive, as Malcom Magee dropped back for the interception across the middle.

Three plays later, Leatherwood found pay dirt for the first time this season, as he scampered in from seven yards out, putting the Braves up, 38-21.

That was the end of a 28-0 run in favor of the Purple and Gold.

Alcorn got on the board first in the opening quarter, as Howard scored the first of his four rushing scores on a 45-yard burst in what was the Braves first play from scrimmage. UAPB tried to recover an onside kick and catch the Braves off-guard from the opening kick, but Thompson touched the ball just inches before it crossed the mandatory 10-yard mark in his recovery attempt.

Golden Lions' leading rusher, Kayvon Britten, punched in one of his two scores on the ground in the game, knotting the score at 7-7 with 7:08 left in the opening stanza.

UAPB took its first lead of the night with Britten bursting in along the left side of the line for the 14-7 advantage in the second quarter.

UAPB led 14-0 at the break after Alcorn's Kiani connected on a 42-yard field goal seconds before the half.

Howard led all rushers with 295 yards on 24 attempts, adding his four scorers. Leatherwood had 35 yards and a rushing touchdown as well. Quarterback Aaron Allen finished 16-of-21 for 85 yards behind center.

For the Golden Lions, they were led by Britten with 19 carries for 93 yards and two touchdowns. Perry was 14-for-31 passing with an interception to boot. Receiver Chrysten Cochran finished the game with six receptions for 67 yards for Head Coach Doc Gamble's offensive attack.

#OctoberFest –

- The month of October will be a tough test for the Braves in 2022.

RECORDS UNDER FRED McNAIR

Current Streak	Won 2
Current Home Streak	Won 1
Current Road Streak	Won 1
Last Win	38-21 vs. Arkansas-Pine Bluff (9/24/22)
Last Road Win	30-19 at McNeese State (9/17/22)
Last Loss	52-0 vs. Tulane (9/10/22)
Last Road Loss	52-0 vs. Tulane (9/10/22)

	2022	All Years
Home	1-1	24-5
Away	1-1	14-16
Neutral Site	0-0	0-5
Natural Grass	1-1	30-7
Artificial Turf	1-1	8-19
vs. Top 5	0-0	0-0
vs. Top 10	0-1	0-1
vs. Top 25	0-1	0-7
vs. FBS	0-1	0-6
Bowl Games	0-0	0-2
Playoff Games	0-0	0-0
SWAC Title Games	0-0	2-2

Leading After 1st Qtr	0-1	21-8
Tied After 1st Qtr	2-0	10-5
Trailing After 1st Qtr	0-1	7-13
Leading at Halftime	1-1	28-6
Tied at Halftime	0-0	2-4
Trailing at Halftime	1-1	8-16
Leading After 3rd Qtr	2-0	30-5
Tied After 3rd Qtr	0-1	2-4
Trailing After 3rd Qtr	0-1	6-17
Overtime Games	0-0	0-2

Scoring First	2-1	26-9
Opponent Scoring First	0-1	12-17
Score < 20 Points	0-1	2-12
Score 20+ Points	2-1	36-14
Score 30+ Points	2-0	26-7
Score 40+ Points	0-0	14-3
Opponent Scores < 20 Points	1-0	21-4
Opponent Scores 20+ Points	1-2	17-22
Opponent Scores 30+ Points	0-2	3-16
Opponent Scores 40+ Points	0-1	1-10
Decided by 3 or Less	0-0	5-6
Decided by 10 or Less	0-1	12-18

Gain < 20 First Downs	0-1	10-13
Gain 20+ First Downs	2-1	28-13
Opponent Gains < 20 First Downs	2-0	25-11
Opponent Gains 20+ First Downs	0-2	13-15

More Rushing Yards Than Opponent	2-1	30-16
Fewer Rushing Yards Than Opponent	0-1	7-10
Equal Rushing Yards	0-0	1-0
Rush For < 100 Yards	0-1	2-7
Rush For 100+ Yards	2-1	36-19
Opponent Rushes For < 100 Yards	1-0	19-6
Opponent Rushes For 100+ Yards	1-2	19-20

More Passing Yards Than Opponent	0-0	22-9
Fewer Passing Yards Than Opponent	2-2	16-16
Pass For < 200 Yards	2-2	17-13
Pass For 200+ Yards	0-0	21-12
Opponent Passes For < 200 Yards	1-0	21-6
Opponent Passes For 200+ Yards	1-2	17-19

More Total Yards Than Opponent	2-1	31-11
Fewer Total Yards Than Opponent	0-1	7-15
Gain < 300 Total Yards	0-1	1-6
Gain 300+ Total Yards	2-1	37-20
Opponent Gains < 300 Total Yards	0-0	20-2
Opponent Gains 300+ Total Yards	2-2	18-24

Commit No Turnovers	0-0	10-1
Commit < 3 Turnovers	2-2	22-17
Commit 3+ Turnovers	0-0	6-8
Force < 3 Turnovers	1-2	23-23
Force 3+ Turnovers	1-0	15-3

Commit < 6 Penalties	2-1	6-7
Commit 6+ Penalties	0-1	32-19

3rd Down % < 25	0-1	3-7
3rd Down % 25-49	2-1	23-12
3rd Down % 50+	0-0	12-7
Opponent 3rd Down % < 25	2-0	11-3
Opponent 3rd Down % 25-49	0-0	22-11
Opponent 3rd Down % 50+	0-2	5-12

Lead Time of Possession	2-0	21-12
Trail Time of Possession	0-2	17-14

2022 ALCORN RANKINGS			
Category	Avg.	NCAA	SWAC
Sacks	3.50	10	2
Rushing Offense	236.5	11	2
Tackles for Loss	8.2	T-11	2
Turnover Margin	+0.50	T-30	T-2
Sacks Allowed	1.50	T-34	2
Rushing Defense	133.8	50	6
Total Offense	355.8	60	4
Total Defense	387.5	60	5
Pass Eff. Defense	139.65	65	5
Scoring Defense	30.75	T-71	6
Scoring Offense	22.2	T-74	6
Passes Intercepted	0.43	T-74	10
Pass Defense	253.8	86	10
Punt Returns	3.00	99	11
Pass Efficiency	102.96	103	8
Passing Offense	119.2	117	10
Kickoff Returns	4.00	122	12



WEEKLY MEDIA PLANNER: MISSISSIPPI VALLEY STATE

3	MON	4	TUE	5	WED	6	THU	7	FRI	8	SAT	9	SUN
NO PRACTICE		Practice (9 a.m.) Braves Practice Fields		Practice (9 a.m.) Braves Practice Fields		Practice (9 a.m.) Spinks-Casem Stadium		Depart for Mississippi Valley State		Alcorn at MVSU 6 p.m. Rice-Totten Stadium		NO MEDIA AVAILABILITY	
SWAC Media Session 10 a.m.		Head Coach Fred McNair and requested student-athletes will be available to members of the media before practice.		Requested student-athletes will be available to members of the media before practice.		Requested student-athletes will be available to members of the media before practice.		No Media Availability		Postgame Press Conference <i>Alcorn locker room is closed</i>			
Requested players available to media before team study hall at 7:30 p.m.				Weekly Press Conference Media Room Spinks-Casem Stadium 1 p.m. (McNair & select student-athletes)		Head Coach Fred McNair will be available to members of the media after practice.				Fred McNair, 20 minutes after conclusion of game; players immediately after			

STATS PERFORM FCS TOP 25

Rank	Team (First Place Votes)	Rec	Prev
1.	North Dakota State (45)	4-1	1
2.	South Dakota State (3)	4-1	2
3.	Montana (6)	5-0	3
4.	Montana State	4-1	4
5.	Sacramento State	4-0	5
6.	Delaware	5-0	6
7.	Weber State	4-0	8
8.	Jackson State	4-0	9
9.	Holy Cross	5-0	10
10.	UIW	4-1	11
11.	Chattanooga	4-1	12
12.	Mercer	4-1	13
13.	Samford	4-1	16
14.	Elon	4-1	23
15.	Villanova	3-2	14
16.	William & Mary	4-1	18
17.	Southern Illinois	3-2	19
18.	UT Martin	3-2	15
19.	Southeastern Louisiana	3-2	21
20.	Missouri State	2-3	7
21.	Southeast Missouri State	4-2	24
22.	North Dakota	3-2	NR
23.	Richmond	3-2	17
24.	Eastern Washington	1-3	20
25.	Eastern Kentucky	3-2	25

FCS Coaches Top 25

Rank	Team (First Place Votes)	Rec	Prev
1.	North Dakota State (24)	4-1	1
2.	Montana (3)	5-0	2
3.	South Dakota State	4-1	3
4.	Sacramento State	4-0	5
5.	Montana State	4-1	4
6.	Delaware	5-0	6
7.	Weber State	4-0	7
8.	Jackson State	4-0	8
9.	Chattanooga	4-1	10
10.	Holy Cross	5-0	11
11.	UIW	4-1	12
12.	Mercer	4-1	13
13.	Villanova	3-2	15
14.	UT Martin	3-2	17
15.	Samford	4-1	19
16.	Fordham	4-1	20
17.	William & Mary	4-1	21
18.	Elon	4-1	23
19.	Missouri State	2-3	9
20.	Southeastern Louisiana	3-2	24
21.	Eastern Washington	1-3	18
22.	Stephen F. Austin	2-3	14
23.	Rhode Island	3-2	25
24.	Southern Illinois	3-2	NR
25.	Southeast Missouri State	4-1	NR

- Alcorn has trips to in-state foe Mississippi Valley State, as well as key Southwestern Athletic Conference (SWAC) western division match-ups away to Southern and Grambling State, respectively.
- At home in October, the Purple and Gold welcome Texas Southern for Homecoming (Oct. 22).

Road Warriors —

- Alcorn State played the majority of its games on the road in 2021, and the 2022 season will once again be heavily linked with games away from the friendly confines of Jack Spinks-Marino Casem Stadium.
- Away games for the Braves this year include trips to FBS opponent Tulane and perennial FCS power McNeese State. Other key away dates includes stops at Southern, Grambling State and Prairie View A&M.

Howard Earns SWAC Weekly Accolades —

- Running back Jarveon Howard was named as both SWAC Co-Offensive Player of the Week and Newcomer of the Week in Week 4, following the Braves' 38-21 come-from-behind win at home to Arkansas-Pine Bluff...
- Howard, a 5-foot-10, 200-pound redshirt senior from Columbia, Mississippi, earned his second SWAC weekly award of the 2022 campaign, and his first Co-Offensive Player of the Week award. He collected the league's Newcomer of the Week award after his week one performance at home to No. 10 Stephen F. Austin...
- Against UAPB, the transfer from Syracuse posted a school-record 299 yards rushing on 23 carries with four touchdowns. The East Marion High alum averaged 13 yards per carry in the game. With his 299 yards rushing, he becomes the first Alcorn player to rush for at 250 yards in a game since De'Lance Turner registered 272 yards on the ground against Southern in 2017.

#TogetherWeRise —

- The hashtag and motto for Alcorn State University Football in 2022 is #TogetherWeRise.
- Head Coach Fred McNair and the team always say "As Braves...Together We Rise" before concluding every meeting and/or practice throughout the 2022 playing season.

Trigger Man in Montreal —

- Former Alcorn quarterback Felix Harper signed a professional contract with the Montreal Alouettes of the Canadian Football League (CFL) over the weekend, becoming one of three American players signed in the past three days by the Quebec-based organization.
- Harper, a 5-10, 180-pound quarterback, was known simply as "Trigger Man" for the Braves during his time in Lorman, Mississippi. The Fairburn, Georgia native enjoyed a stellar career with the Purple and Gold, where he completed 60.9 percent of his passes for 5,619 yards and 55 touchdowns. He exited Alcorn sitting in the Top 10 in several offensive categories amongst some memorable names in Alcorn Football history.
- Serving as a regular starter for the Braves during the 2019 and 2021 seasons, respectively, Harper was named as the 2019 Southwestern Athletic Conference (SWAC) Offensive Player of the Year after passing for 2,954 yards and 33 touchdowns en route to leading the Braves to the league crown and the school's third Cricket Wireless Celebration Bowl appearance. As a redshirt senior in 2021, Harper accounted for 2,478 yards through the air with 20 touchdowns, helping Alcorn to a 6-5 overall mark and a second place showing in the SWAC Western Division with a 5-3 conference record.

Braves Land Three On Preseason All-Conference Squad —

- Niko Duffey and CJ Bolar have been named to the Southwestern Athletic Conference (SWAC) Football Preseason All-Conference Second Team for offense, while Claudin Cherelus was named to the All-Conference Second Team for defense.
- Duffey, a 5-11, 175-pound junior running back from Tampa, Florida, finished the 2021 campaign ranked fourth in the SWAC with 805 rushing yards (73.2 yards/game) and four touchdowns on his way to being voted to the All-SWAC Second Team Offense at the end of the season. The Jefferson High product also stepped out of the backfield to post 18 receptions for 181 yards and one touchdown. Throughout the campaign, Duffey had a

ALCORN'S FIRST OFFENSIVE PLAY OF THE SEASON (SINCE 2008)

Sept. 3, 2022	Stephen F. Austin	L, 31-27	Jarveon Howard 21-yard run
Aug. 28, 2021	vs. N.C. Central	L, 23-14	6-yard pass (Felix Harper to C.J. Bolar)
Aug. 31, 2019	at Southern Miss	L, 38-10	11-yard pass (Noah Johnson to Chris Blair)
Sept. 1, 2018	at Georgia Tech	L, 41-0	PJ Simmons 0-yard run
Sept. 2, 2017	Miles	W, 50-21	25-yard pass (Lenorris Footman to Norlando Veals)
Sept. 10, 2016	vs. Alabama State	W, 21-18	Marquis Warford 5-yard run
Sept. 3, 2015	at Georgia Tech	L, 69-6	Incomplete pass (John Gibbs Jr.)
Aug. 30, 2014	Virginia-Lynchburg	W, 55-7	(-1) yard pass (John Gibbs Jr. to Anthony Williams Jr.)
Aug. 31, 2013	Edward Waters	W, 63-12	Incomplete pass (John Gibbs Jr.)
Sept. 8, 2012	at James Madison	L, 42-3	Incomplete pass (Darius Smith)
Sept. 3, 2011	vs. Grambling State	L, 21-14	Brandon Bridge 1-yard run
Sept. 4, 2010	Langston	W, 50-27	Arnold Walker 3-yard run
Sept. 5, 2009	at Southern Miss	L, 52-0	Arnold Walker 1-yard run
Aug. 30, 2008	Southeastern Louisiana	L, 34-28	6-yard pass (Tim Buckley to Davaris Pilcher)

string of three consecutive games in which he eclipsed 100 yards rushing in contests against Arkansas-Pine Bluff (142 yds), Grambling State (138 yds) and Mississippi Valley State (138 yds), respectfully. He also turned in a 128-yard performance at Southern University.

- Bolar, a 6-1, 190-pound senior wide receiver from Purvis, Mississippi, made an instant impact for the Braves in his first season with the program. After transferring into Alcorn at the end of the 2019 campaign, he was sidelined for the duration of the 2020-21 athletic year due to the worldwide COVID-19 pandemic. In his first playing season for the Purple and Gold in fall of 2021, the former Vanderbilt Commodore finished the season 10th in the league with 668 receiving yards (16.7 yards/reception) and five touchdowns. He went on to average 60.7 receiving yards per contest for the season, including a 152-yard effort in a win away to Arkansas-Pine Bluff.
- Claudin Cherelus, a 6-2, 195-pound senior from Naples, Florida, is earning all-conference preseason recognition for the first time in his Braves career in being selected to the Preseason All-SWAC Second Team Defense as a linebacker. The transfer from Massachusetts arrived to Lorman prior to the 2020-21 athletic term. In his first playing season for the Braves, the Golden Gate High alum finished second on the squad and eighth in the conference overall for total tackles (76). His 11 tackles for loss allowed him to finish 11th in the league in that department, while mixing in a pair of quarterback sacks along the way. He went on to record four quarterback pressures and a fumble recovery. He garnered the first double-digit tackles performance of his Alcorn career when he amassed 14 tackles (10 solo) at Southern.

Alcorn State Unveils New Gameday Features for Home Games —

- Alcorn State University made it a priority to enhance the fan experience inside what is widely-regarded as “one of the toughest FCS venues in the country” when opposing teams visit Jack Spinks—Marino Casem Stadium.
- Notable Enhancements for the 2022 Season are as follows:
 - ^^ Numerous point-of-sale terminals for easier access in and around the stadium
 - ^^ Expedited transaction process with pre-sales for individual and season tickets with QR code access
 - ^^ More vendors and an upgraded food variety for all fans
 - ^^ Expanded grab-and-go drink wells/stations throughout the stadium
 - ^^ Improved and upgraded parking scanners to accelerate entry to all campus parking lots
 - ^^ Enhancement of the stadium sound system

Marino Casem to be Honored at Xavier (La.) —

- Former Alcorn State Football head coach Marino Casem will be inducted posthumously into the 2022 Xavier (La.) University Athletic Hall of Fame as one of 20 honorees released to the public by the university. The official induction ceremony is set to take place during a banquet on November 3, on the campus of Xavier University in New Orleans, Louisiana.
- A 1956 graduate of Xavier (La.) University and dubbed “The Godfather” by Roscoe Nance of the Clarion-Ledger, Casem served as a student-athlete for the Gold Rush in the sport of football.
- The Memphis, Tennessee native served as head coach for the Braves football team at Alcorn State from 1964 through 1985, while also serving as the university’s athletic director from 1966 until 1986. During his Alcorn tenure, “The Godfather” compiled a record of 132-65-8 – still serving as the most wins all-time in school history in football. Along the way, he helped the Braves capture seven Southwestern Athletic Conference (SWAC) titles and four Historically Black College/University (HBCU) National Championships. In 1984, Casem helped lead the Braves to a 9-1 overall record (7-0 SWAC), earning a trip to the quarterfinals of the Football Championship Subdivision (FCS) playoffs – formerly known as the Division I-AA playoffs.

Bolar, Cherelus and Duffey Named to Phil Steele Preseason Team —

- Alcorn State Football student-athletes CJ Bolar, Claudin Cherelus and Niko Duffey have each been named to the Phil Steele Preseason All-SWAC Team, announced this week by the nationally renowned publication during its annual conference preview from its headquarters in Cleveland, Ohio.

MEDIA INFORMATION**COVERING THE BRAVES**

Interview requests for student-athletes and/or coaches before or after practice must be submitted by Noon the previous day. Media members wishing to write feature stories should submit feature story requests to **Bryan J. Harvey** (bjharvey@alcorn.edu) by 3 p.m. Sunday.

Harvey and the Alcorn Communications Staff will make every effort to schedule a separate time to accommodate those requests. Because of time constraints and academic/meeting obligations, media members may only request two (2) student-athletes and/or assistant coaches for interviews following practice(s).

SWAC WEEKLY MEDIA SESSION

Alcorn head coach **Fred McNair** and the league’s other 11 coaches will be featured on a weekly zoom session each Monday during the 2022 football season from 10 a.m. to 12:05 p.m., beginning Sept. 5, and concluding Nov. 21.

Each coach will have 10 minutes to make an opening statement and answer questions. There will be an archived video link available of each media session on the Conference’s official website (TheSWAC.org) each Monday afternoon.

McNair’s scheduled time is 10:25 a.m. to 10:35 a.m. CT each Monday. Media representatives wishing to participate in the teleconference should contact the Andrew Roberts in the SWAC Media Relations Office.

SCHEDULE OF COACHES:

10 a.m.	SWAC Football Updates
10:05 a.m.	Connell Maynor (Alabama A&M)
10:15 a.m.	Eddie Robinson Jr. (Alabama State)
10:25 a.m.	Fred McNair (Alcorn)
10:35 a.m.	Terry Sims (Bethune-Cookman)
10:45 a.m.	Willie Simmons (Florida A&M)
10:55 a.m.	Hue Jackson (Grambling State)
11:05 a.m.	Doc Gamble (Arkansas-Pine Bluff)
11:15 a.m.	Vincent Dancy (Mississippi Valley State)
11:25 a.m.	Bubba McDowell (Prairie View A&M)
11:35 a.m.	Eric Dooley (Southern)
11:45 a.m.	Clarence McKinney (Texas Southern)
11:55 a.m.	Deion Sanders (Jackson State)

ALCORN MEDIA EMAIL LIST**Releases Available via Email**

Media members interested in receiving Alcorn Football releases via email should send requests to **Bryan J. Harvey** (bjharvey@alcorn.edu).

Game Day Media Policies

Only working media will be admitted to the Jack Spinks—Marino Casem Stadium press box. Seats will be issued according to the following criteria:

1. State newspapers by circulation, wire services, national publications, newspapers from opponent’s area and student newspapers from Alcorn and opposing schools.
2. Other daily newspapers, with preference to those that regularly cover Alcorn.
3. Radio and TV personnel not broadcasting, but considering reporting.
4. Non-daily newspapers, with preference to those which regularly cover Alcorn Football.
5. Professional football scouts.
6. Freelance and/or non-daily writers may be asked to produce copies of actual publications in which their work has appeared. In some cases, these materials will be required as verification of the writers’ status.



2022 SWAC STANDINGS

	Conf.		Overall		Stk
	W	L	W	L	
EAST					
Jackson State	2	0	4	0	W4
Florida A&M	2	1	3	2	W3
Alabama State	1	1	3	2	W1
Bethune-Cookman	1	1	1	3	W1
Alabama A&M	1	1	1	4	W1
Mississippi Valley State	0	2	0	5	L5
WEST					
Prairie View A&M	3	0	3	2	W2
Alcorn	1	0	2	2	W2
Southern (La.)	1	1	2	2	W1
Texas Southern	1	2	1	4	L2
Arkansas-Pine Bluff	0	2	2	3	L3
Grambling State	0	2	1	4	L3

Week 5 Schedule

Saturday, October 8

Florida A&M at South Carolina State, Noon

Grambling State at Alabama A&M, 1 p.m. (HBCU Go)

Texas Southern at Arkansas-Pine Bluff, 2 p.m. (UAPB SN)

Jackson State at Alabama State, 2 p.m. (ESPN3)

Southern (La.) at Prairie View A&M, 4 p.m. (ESPN3)

Bethune-Cookman at Tennessee State, 4 p.m. (ESPN+)

Alcorn at Mississippi Valley State, 6 p.m. (ESPN+)

All times Central Standard

2022 SWAC PRESEASON POLL

School (First Place Votes)	Points
East	
1. Jackson State (12)	116
2. Florida A&M (7)	108
3. Alabama A&M (2)	87
4. Alabama State (1)	60
5. Bethune-Cookman	56
6. Mississippi Valley State	35
West	
1. Southern (11)	111
2. Alcorn State (5)	110
3. Prairie View A&M (5)	82
4. Grambling State (1)	77
5. Arkansas-Pine Bluff	42
6. Texas Southern	40

Next Up —

- Alcorn stays on the road next weekend as the Braves travel to Southern (La.) for a key SWAC Western Division match-up with the Jaguars in Baton Rouge, La.
- The Braves dropped a heartbreaking 38-35 decision at Southern last season, with that game also played at A.W. Mumford Stadium in Baton Rouge.

30 Sacks, 30 Turnovers —

- The goal at the start of the season is for the Braves defense to make 30 sacks and force 30 turnovers. That would be a significant production hike from the two previous years of the current coaching regime that resulted in 12/18 in 2021.
- In 2019, the Braves defense chipped in with 35 turnovers, but amassed just 25 sacks to fall just short of the 30/30 mark.
- Last season, it was Jackson State leading the SWAC with 54 sacks, while Mississippi Valley State led the league with 13 interceptions from the Delta Devils defense.

Last Year —

- The 2021 Alcorn State Football campaign saw a multitude of highs for the Braves. The Purple and Gold opened its season at the MEAC/SWAC Challenge presented by Cricket in a hard-fought defeat to North Carolina Central in Atlanta, Georgia.
- The Braves played just three (3) games at Jack Spinks-Marino Casem Stadium, but won all three to extend its winning streak on *The Reservation* to 13 games.
- While Alcorn finished the season at 6-5 overall (5-3 SWAC), the Braves did garner wins against Grambling State and Northwestern State, respectfully, as key wins on the campaign under head coach Fred McNair.

Heading West —

- With the addition of Bethune-Cookman and Florida A&M to the Southwestern Athletic Conference (SWAC), Alcorn State has moved to the western division of the league.
- The Braves will continue their in-state match-up with Jackson State each season. However, now the Braves join Grambling State, Southern, Texas Southern, Prairie View A&M and Mississippi Valley State in the west.

Alcorn State By the Colors —

- Alcorn State enjoys a sponsorship package with Adidas across all sports as an athletic department, and the Braves will once again be taking the field wearing fully integrated Adidas uniforms. Here's a breakdown of this year's color combinations on a game-by-game basis, as picked by Head Coach Fred McNair and the fans:

WK	Helmet	Jersey	Pants
1	Gold (Purple A)	Purple	Gold
2	Purple (Gold A)	White	Purple
3	Purple (Gold A)	White	White
4	Purple (Gold A)	Purple	Purple

#Shutout —

- In the Braves' 52-0 shutout defeat at Tulane this season, it was just the second time in the Fred McNair era that the Alcorn head coach has been kept off the scoreboard while at the helm in Lorman, Miss.
- In fact, since 1990, six of the Braves' eight shutout defeats have come against FBS opponents.
- The last Football Championship Subdivision (FCS) opponent to shutout Alcorn was Grambling State (L, 29-0) at Eddie Robinson Stadium in Grambling, Louisiana on Sept. 6, 2008.

ALCORN SHUTOUTS SINCE 1990

9/10/2022	at Tulane	L, 52-0
9/1/2018	at Georgia Tech	L, 41-0
9/19/2009	at Central Michigan	L, 48-0
9/5/2009	at Southern Miss	L, 52-0
9/13/2008	at Troy	L, 65-0
9/6/2008	at Grambling	L, 29-0
9/15/2007	at UAB	L, 22-0
8/30/1997	at Troy	L, 30-0
10/13/1990	Southwest Missouri St.	L, 38-0

Find Us Socially —

- For all the latest information on Alcorn State Braves Football, follow @AlcornStateFB on Twitter, and @AlcornSports on Instagram. Fans and media can also follow the Braves for ALL 17 sports on Instagram (@AlcornSports) and Twitter (@BravesSports). For the official Braves Sports YouTube page, please subscribe to Alcorn Sports.

ALCORN FOOTBALL QUICK FACTS**UNIVERSITY INFORMATION**

Location	Lorman, Miss.
Founded	1871
Enrollment	3,753
Nickname	Braves
Colors	Purple & Gold
Conference	Southwestern Athletic (SWAC)
President	Dr. Felecia M. Nave
Director of Athletics	Raynoid Dedeaux
Faculty Representative	Dr. Melissa Mason
Stadium Capacity	Spinks-Casem Stadium 22,500
Athletic Department Phone	(601) 877-6800
Ticket Office Phone	(601) 877-2322

COACHING STAFF

Head Coach	Fred McNair
Record at Alcorn	38-26 (6th season)
Career Record	Same
Co-Defensive Coord./CBs	Cedric Thomas
Co-Defensive Coord./DL	Jonathan Bradley
Co-Offensive Coord./OL	Elliott Wratten
Co-Offensive Coord./QB	Jason Phillips
Wide Receivers	Leroy Frederick
Linebackers	Deion Roberson
Safeties	Toremzo Quinn
Special Teams Coord./TEs	Lane Powell
Running Backs	Ryan Busz
Nickels	Matthew Brown

SUPPORT STAFF

Director of Player Personnel	Leroy Frederick
Head Strength Coach	Barry Gant Jr.
Video Coordinator	Ronald Williams
Director of Sports Medicine	Roderick Young
Equipment Manager	Damarius Jackson


COMMUNICATIONS (FOOTBALL)

Assoc. AD/Strategic Comms.	Bryan J. Harvey
Cell	(757) 268-4561
E-mail	bjharvey@alcorn.edu
Twitter	@SoBeeHarv
Website	www.AlcornSports.com
Football Twitter	@AlcornStateFB
Athletics Twitter	@BravesSports
Mailing Address	1000 ASU Drive #510 Davey L. Whitney Complex Office of Athletic Communications Lorman, MS 39096

TEAM INFORMATION


Offensive Formation	Multiple
Defensive Formation	Multiple
2021 Overall Record	6-5
2021 Conference Record/Finish	5-3/2nd West
Letterwinners Returning/Lost	43/17
Starters Returning	14 (7 offense/4 defense/3 specialists)
Starters Lost	12 (4 offense/7 defense/1 specialist)

2-2, 1-0



ALCORN


0-5, 0-2




MISSISSIPPI VALLEY STATE

GAME PREVIEW

	ALCORN	MISSISSIPPI VALLEY STATE
POINTS/GAME	23.8	8.8
RUSHING YARDS/GAME	240.2	130.8
PASSING YARDS/GAME	124.0	102.2
TOTAL OFFENSE/GAME	364.2	233.0
TIME OF POSSESSION	27:54	28:34





NOTES FROM THE OPPONENT—MISSISSIPPI VALLEY STATE

- Head Coach Vincent Dancy
- Career Record: 7-34 (5th season)
- Record at MVSU: 7-34 (5th season)
- 2022 Record: 0-5
- 2022 SWAC Record: 0-2

Getting to Know the Delta Devils...

- Mississippi Valley State has players from a total of three different countries and 17 different states within the United States altogether...
- The Delta Devils have 32 players from the Magnolia State, as well as eight from Georgia, seven from Florida, six from Louisiana and Texas, four from Alabama and Tennessee, three from Michigan, two from Arkansas, Illinois, Wisconsin and Maryland, and one player from Hawaii, Pennsylvania, California, Oklahoma and Kentucky...

Delta Devils In the NFL Draft...

- Mississippi Valley State has had 22 players taken in the NFL Draft...
- The names include Fred Thomas, Ashley Ambrose, Ronald Humphrey, Vincent Brown, Danta Whitaker, Carl Byrum, Joe Thomas, Jerry Rice, Parnell Dickinson, Ricky Feacher, Melvin Morgan, Herman Harris, Bob Gaddis, Nate Doirsey, Ted Washington, Harry Key, Jeff Staniel, Dave McDaniels, Sam Moore, Fred Freeman, Deacon Jones and Stan Hinos...

The Home of Jerry Rice...

- The San Francisco 49ers used their first round draft pick in 1985 on wide receiver Jerry Rice from little known Mississippi Valley State. It did not take long for that decision to pay huge dividends...
- No wide receiver in NFL history played more than Rice's 20 seasons. By the time he retired after finishing his career with Oakland and Seattle, he was the most prolific wide receiver in NFL history with staggering career totals...
- He owns virtually every significant receiving mark. Some of the more notable career records include receptions (1,549); receiving yards (22,895 yards); most 1,000-yard receiving seasons (14); total touchdowns (208); and combined net yards (23,546)...

**2022 SCHEDULE**

Sept. 1	at Tarleton	L, 13-29
Sept. 10	at Austin Peay	L, 0-41
Sept. 17	DELTA STATE	L, 17-28
Sept. 24	at #11 Jackson State*	L, 7-49
Oct. 1	at Florida A&M*	L, 7-34
Oct. 8	ALCORN*	6 p.m.
Oct. 15	at Alabama State*	2 p.m.
Oct. 22	BETHUNE-COOKMAN*	3 p.m.
Nov. 3	ALABAMA A&M*	6:30 p.m.
Nov. 12	at Southern (La.)*	2 p.m.
Nov. 19	PRAIRIE VIEW A&M*	1 p.m.

* – denotes Southwestern Athletic Conference game

2021 RESULTS

Sept. 2	at Murray State	L, 0-35
Sept. 18	at Stephen F. Austin	L, 13-58
Sept. 26	SOUTHERN (LA.)*	L, 25-38
Oct. 2	NORTH CAROLINA CENTRAL	W, 17-16
Oct. 9	at Bethune-Cookman*	W, 20-14
Oct. 16	ALCORN*	L, 12-24
Oct. 23	FLORIDA A&M*	L, 28-31
Oct. 30	#16 Jackson State*	L, 19-28
Nov. 6	at Alabama A&M*	L, 14-42
Nov. 13	ALABAMA STATE*	W, 44-31
Nov. 27	at Prairie View A&M*	W, 24-19

* – denotes Southwestern Athletic Conference game





2022 ALCORN DEPTH CHART • GAME 5 at Mississippi Valley State

OFFENSE

LT	79	T.J. YARBROUGH	6-3, 275, R-Sr.
	74	Octavian Hollins	6-5, 365, Sr.
LG	72	WILL READY	6-3, 325, R-Sr.
	55	Juandaris Reed	6-3, 310, R-Sr.
C	56	STEVE CARTER	6-3, 300, Sr.
	66	Ronald Brown	6-2, 315, Jr.
RG	68	BRAXTON SPELLS	6-3, 320, R-Sr.
	78	Eric Sherrod	6-4, 300, R-Sr.
RT	62	MICHAEL MOMENT	6-3, 315, Jr.
	75	Jamaul Lofton	6-5, 314, R-Sr.
WR	16	JUAN ANTHONY JR.	6-0, 185, R-Sr.
	1	Tevarrus Adams	6-1, 190, Sr.
WR	3	CJ BOLAR	6-1, 190, R-Sr.
	14	Monterio Hunt	6-1, 188, Grad.
WR	7	TIM McNAIR JR.	6-2, 185, R-Sr.
	2	Malik Rodgers	5-10, 170, Grad.
TE	85	TAVARIOUS GRIFFIN	6-3, 215, Jr.
	84	Jeremiah Green	6-4, 240, Sr.
QB	4	AARON ALLEN	6-1, 200, R-Sr.
	17	Markevion Quinn	6-3, 195, Grad.
RB	0	JARVEON HOWARD	5-10, 200, R-Sr.
	5	Niko Duffey	5-11, 175, Sr.

DEFENSE

DE	44	MALACHI BAILEY	6-2, 260, Jr.
	36	Charles Gonzales	6-3, 250, Jr.
DT	59	DEVIN DAWSON	6-3, 285, Jr.
	95	Trevor Vines	6-3, 290, Sr.
NT	92	KEE WAYNE JONES	6-1, 300, R-Sr.
	98	Andrew Cole	6-4, 320, R-Sr.
DE	58	TYLER SMITH	6-3, 155-R-Sr.
	51	Santonial Rice	6-3, 220, Sr.
MIKE	32	CLAUDIN CHERELUS	6-2, 195, Sr.
	46	Trevor James	6-0, 205, Sr.
SAM	2	TERREANCE ELLIS	6-2, 211, Jr.
	33	Mikail Webb	6-0, 230, Grad.
LCB	38	RASUL MUHAMMAD	6-1, 170, Jr.
	8	Napoleon Collier	5-9, 175, R-Sr.
FS	5	KEYRON KINSLER JR.	5-11, 185, R-Sr.
	13	Macarius Blount	6-0, 190, Sr.
NICK	26	ERNEST WOODS III	5-11, 210, R-Sr.
	29	Robert McDaniel	6-2, 205, Jr.
ROV	18	TAVARIAN McCULLUM	6-3, 210, R-Sr.
	10	Wallace Melton	6-1, 190, Sr.
RCB	14	CALVONTAY KEY	6-2, 165, Sr.
	3	Derrick Travis	6-1, 175, Sr.

SPECIALISTS

PK	17	NOAH KIANI	5-11, 145, Soph.
	12	Mason Caldwell	5-9, 159, Sr.
KO	21	LORENZO GARCIA	5-10, 165, Fr.
	17	Noah Kiani	5-11, 145, Soph.
P	17	NOAH KIANI	5-11, 145, Soph.
	12	Mason Caldwell	5-9, 159, Sr.
LS	91	JASON LONGCOR	6-3, 240, Soph.
	88	Dylan Fischer	6-2, 220, Fr.
SS	88	DYLAN FISCER	6-2, 220, Fr.
	91	Jason Longcor	6-3, 240, Soph.
HO	12	KOLE WILLIAMS	6-2, 200, Jr.
	15	Skyler Jordan	6-3, 205, Soph.
PR	3	CJ BOLAR	6-1, 190, R-Soph.
	2	Malik Rodgers	5-10, 170, Grad.
KR	2	MALIK RODGERS	5-10, 170, Grad.
	24	D'Marious Hicks	5-9, 165, Sr.

START CHART

OFFENSE

Player	'18	'19	'21	'22	Streak	Career
Tev. Adams	-	-	6	-	-	-
Allen	-	-	-	4	4	4
Anthony	2	-	10	4	5	17
Bolar	-	-	10	3	1	13
Boulden	-	-	1	-	-	1
Brown	-	-	-	1	-	1
Carter	-	-	-	3	1	3
Duffey	-	-	9	-	-	9
Green	-	-	4	-	-	4
Griffin	-	-	2	4	4	6
Howard	-	-	-	4	4	4
Hunt	-	-	-	1	-	1
M. Jones	-	-	7	1	-	8
A. McNair	-	-	-	1	-	1
T. McNair	2	-	-	2	2	4
Moment	-	-	-	4	4	4
Ready	-	-	11	4	15	15
Sherrod	-	-	5	1	-	6
Spells	-	-	-	3	3	3
Yarbrough	-	-	5	4	4	9

START CHART

DEFENSE

Player	'18	'19	'21	'22	Streak	Career
Bailey	-	-	-	4	4	4
Barfield	-	-	1	-	-	1
Blount	-	-	-	1	1	1
Cherelus	-	-	3	2	-	5
Cole	-	-	-	1	-	1
Dawson	-	-	9	4	7	13
Deer	-	-	-	1	-	1
Ellis	-	-	-	2	2	2
Gamble	-	-	1	-	-	1
T. James	-	-	-	2	2	2
G. Johnson	-	-	-	1	-	1
K. W. Jones	-	-	-	2	2	2
Key	-	-	7	4	4	11
Kinsler	1	-	8	3	-	12
Magee	-	-	3	2	-	5
McCullum	-	-	-	2	2	2
Melton	-	-	-	1	-	1
Muhammad	-	-	-	3	3	3
T. Smith	-	-	-	3	3	3
Travis	-	-	3	1	-	4
Woods III	-	-	-	2	2	2

START CHART

SPECIAL TEAMS

Player	'18	'19	'21	'22	Streak	Career
Garcia	-	-	-	3	3	3
Kiani	-	-	7	4	11	11
Longcor	-	-	6	4	4	9

PRONUNCIATION GUIDE

Claudin Cherelus	CLAW-dean
	SHARE-uh-less
Zyrus Craft	ZIE-russ
Rashawn Gallaspy	Guh-LESS-pee
Tavarious Griffin	Tuh-VARE-EE-us
Daelyn Haney	DAY-lin HEY-knee
D'Marious Hicks	Duh-MARE-EE-us
Kamaurja Kenney	Kuh-MAR-juh
Calvontay Key	Cal-vahn-TAY
Noah Kiani	Key-ON-knee
Javonta Leatherwood	Juh-VAHN-tay
Jason Longcor	Lawn-CORE
Tavian McCullum	Tuh-VARE-EE-in
Rasul Muhammad	Raw-SOOL
	MOO-ha-MED
Markevion Quinn	Mar-KEY-VEE-in
Juandaris Reed	Wand-DARE-EE-us
Equandric Ross	Ehk-WAND-rick
Jacorian Sewell	Juh-CORE-EE-in
	SUE-wool
Kodi Travis	Codie
Jeremias Williams	Jare-uh-MY-us



FRED MCNAIR

**Head Coach, Sixth Season
Alcorn State, 1992**

In just five seasons at the helm in Lorman, Mississippi, Fred “Air” McNair has coached the Braves to four Southwestern Athletic Conference (SWAC) East Division titles and a pair of SWAC Championships. The two-time SWAC Coach of the Year helped take the Braves to the Celebration Bowl in both 2018 and 2019, respectively.

He is the original “Air McNair”, and the older brother of the late Tennessee Titans quarterback and 2003 National Football League (NFL) Co-Most Valuable Player – Steve “Air II” McNair.

McNair currently holds a 28-11 SWAC record after five seasons on the Alcorn State sidelines, while posting an overall record of 36-25. He became Alcorn State’s first SWAC Coach of the Year winner since Cardell Jones achieved the feat in 1992. All this while enduring the cancellation of the 2020 fall playing season due to the COVID global pandemic.

In 2019, Alcorn played in their second consecutive Celebration Bowl, and the school’s third in the five-year history of the bowl. Alcorn’s 44 points scored in a losing effort in the 2019 edition of the Celebration Bowl were the most the school has scored in a postseason bowl or playoff game to date. The program’s previous high was 36 points in the 1968 edition of the Orange Blossom Classic.

The Braves posted their first 7-0 record at home inside Jack Spinks-Marino Casem Stadium history during the 2019 campaign. In fact, Alcorn enters the 2022 season having won its last 13 games consecutively in the friendly confines of Jack Spinks-Marino Casem Stadium.

At the end of the 2019 season, McNair saw his quarterback Felix Harper earn his second consecutive SWAC Offensive Player of the Year award. He developed Harper who ranked fourth in the Football Championship Subdivision (FCS) in passing touchdowns (33), fifth in points responsible for (19.7 points/game), seventh in passing efficiency (160.7), eighth in yards per completion (14.5) and ninth in yards per pass attempt (8.7).

McNair’s defense led the nation in both interceptions (21) and turnovers gained (36) in that same SWAC title-winning season.

In 2018, McNair’s squad earned 12 All-Conference selections, including 10 on the First Team, six HBCU All-Americans, a STATS FCS Third-Team All-American and a HERO Sports Sophomore All-American. Additionally, he coached Noah Johnson to the SWAC Offensive Player of the Year honor and De’Shawn Waller to SWAC Newcomer of the Year accolade.

McNair’s defense ranked first in the FCS in both sacks per game (4.0) and tackles for a loss per game (9.5). The defense was also third in the country in rushing (91.2 ypg), eighth in total defense (291.4 ypg), 10th in red zone defense (.714), 18th in scoring defense (21.5 ppg), 22nd in third down percentage defense (.324) and 24th in interceptions (14).

Alcorn led the SWAC in total offense (473.3 yards/game), total defense (291.4 yards/game), scoring defense (21.5 points/game), rushing (285.8 yards/game), rushing defense (91.2 yards/game), interceptions (14), sacks (4.0 per game), tackles for a loss (9.5 per game), first downs (23.2 per game), fewest first downs allowed (16.2 per game) and time of possession (32:42).

In June 2018, McNair was awarded the Key to the City in his hometown of Mount Olive, Mississippi.

McNair was named as the 21st head football coach of Alcorn State University on Feb. 2, 2016. Prior to that, he worked at Alcorn as the quarterbacks coach for three seasons under former head coach Jay Hopson.

McNair began his collegiate football career as a wide receiver at Alcorn in 1986, before moving to quarterback his junior season. After making the move under center, McNair went on to finish fifth in the FCS (formerly Division I-AA) in passing efficiency during his senior year, and was named to the SWAC all-conference second team following the 1989 campaign. He received his bachelor’s degree from Alcorn State in 1992, before going on to earn his master’s in education in 1996.

McNair is responsible for turning Alcorn quarterback John Gibbs Jr. into a force on the field. Under the tutelage of McNair, Gibbs passed for 2,482 yards, 21 touchdowns and rushed for 1,006 yards in 2014. In 2013, Gibbs passed for 2,567 yards and 21 touchdowns. He also rushed for 455 yards that same season. After Gibbs was forced to sit midway through the 2014 season following an injury, Lenorris Footman stepped in and found success, thanks in part to McNair’s coaching methods. Footman rushed for 1,023 yards and 11 touchdowns, while also passing for 1,106 yards and 14 scores through the air.

Prior to his time on the sidelines at his alma mater, McNair was hired as head football coach, athletic director and teacher at Collins High school in April 2011. The CHS Tigers made it to the second round of the 2011 3-A football playoffs. During the summer months, he works as a football camp director for Mercedes Lewis in Long Beach, California; Jerrius Norwood in Brandon, Mississippi; in addition to Brett Favre and Adailus Thomas, both in Hattiesburg, Mississippi. He also served time as a Dixie Youth baseball coach and commissioner in Covington County, as well as assisting as a youth football coach. And as if that weren’t enough, McNair continues to oblige as a motivational speaker at churches, schools and social events throughout his home state of Mississippi.

In addition, McNair coached at Millsaps College in Jackson, Mississippi for four years. During his tenure at Millsaps, they won two Southern Collegiate Athletic Conference (SCAC) championships. In June 2009, McNair was hired as a teacher and coach at Mt. Olive High School. He was the offensive coordinator for the Mt. Olive Pirates. The Pirates won the 1-A State Football Championship in 2009 and 2010, respectively.

Upon McNair’s retirement from the Arena Football League (AFL), he held various records at the time. He is a seasoned AFL veteran (Albany 1993-95; Florida (1996-00); Carolina (2000-01). He holds almost all passing records, including passing yards in a season (3,269 – 1999), passing touchdowns in a season (60 – 1998), passing touchdowns in a game (8, four times) and passing yards in a game (362 – 2000). McNair also holds all of the now-defunct Carolina Cobras passing records, and became the 13th quarterback in AFL history to surpass the 10,000-yard career passing mark (vs. Carolina in 2000).

Before the league was officially disbanded in 2019, McNair was ranked in the top eight in the AFL in all-time passes attempted, passes completed and passing yards. Over his eight-year career, McNair completed over 57 percent of his passes, while throwing for 16,591 yards and 291 touchdowns. McNair had a career season in 2001, setting career-highs with 3,271 yards, 63 touchdowns, 434 attempts, 282 completions, a 65.0 competition percentage and a 118.16 quarterback rating.

McNair and his wife, Barbara, reside in Collins with their son, Ahkeem.

McNAIR FILE

PERSONAL

Hometown	Mount Olive, Miss.
Education	Alcorn State, 1992 (B.S., Psychology) Alcorn State, 1996 (M.Ed., Education)
Family	wife, Barbara son, Ahkeem

COACHING EXPERIENCE

2005-08	Assistant Coach, Millsaps College
2009-10	Offensive Coordinator, Mr. Olive High School
2011	Head Coach, Collins High School
2013-15	Assistant Coach/Quarterbacks, Alcorn State
2016-pres.	Head Coach, Alcorn State

BOWL EXPERIENCE, COACH (2)

2018	Celebration Bowl vs. North Carolina A&T (Atlanta, Ga.)
2019	Celebration Bowl vs. North Carolina A&T (Atlanta, Ga.)

PLAYING EXPERIENCE

1986-89	Alcorn State
1991	Toronto Argonauts, Canadian Football League
1992	London Monarchs, World League of American Football
1993-95	Albany Firebirds, Arena Football League
1996-2000	Florida Bobcats, Arena Football League
2000-01	Carolina Cobras, Arena Football League
2002	Buffalo Destroyers, Arena Football League



2022 GAME RECAPS

Game 1 • 10/10 Stephen F. Austin 31, Alcorn 27

September 3, 2022 • Jack Spinks – Marino Casem Stadium • Lorman, Miss.

- The start of the game was delayed for almost three hours, with kickoff not aking place until 9:22 p.m. The game did not end until after midnight local time.
- Playing in his first game for the Braves after transferring from Syracuse over the summer, redshirt senior running back **Jarveon Howard** tallied a game-high 199 yards rushing and a touchdown. He also had five yards on one reception out of the backfield.
- Signal caller **Aaron Allen** finished the night 18-of-30 passing for 228 yards and three touchdowns and just one interception in his debut at quarterback for the Braves.
- Two different receivers caught passes in the game for Alcorn – **CJ Bolar** (3 rec., 39 yds) and **Juan Anthony Jr.** (3 rec., 42 yards, 1 TD).
- Trevor James** collected a team-high 10 tackles (1.5 sacks / 3 ., tackles for loss) on the night for Alcorn State from his linebacker position on the field.
- Sophomore kicker **Noah Kiani** handled all kicking duties in the game, including registering two field goals in two attempts on the night.

STATISTICS

SCORING	1	2	3	4	OT	F
Stephen F. Austin	3	7	14	7	—	31
Alcorn	7	17	0	3	—	27

SCORING SUMMARY

1st	10:25	ALC	Anthony 18 yd pass from Allen (Kiani kick)
	2:32	SFA	Campos 47 yd field goal
2nd	9:54	SFA	J. Thompson 7 yd pass from Self (Campos kick)
	8:48	ALC	Rogers 46 yd pass from Allen (Kiani kick)
	3:03	ALC	Kiani 22 yd field goal
	0:28	ALC	Howard 73 yd run (Kiani kick)
3rd	5:15	SFA	Rikel 33 yd pass from Self (Campos kick)
	3:48	SFA	Wimbley 20 yd run (Campos kick)
4th	7:34	ALC	Kiani 23 yd field goal
	2:22	SFA	Wedman 11 yd pass from Self (Campos kick)

TEAM STATISTICS	SFA	ALC
FIRST DOWNS	22	21
RUSHES-YARDS (NET)	46-144	37-290
PASSING YDS (NET)	228	159
Passes Att-Comp-Int	30-18-0	26-12-1
TOTAL OFFENSE PLAYS-YARDS	76-372	63-449
Fumble Returns-Yards	0-0	0-0
Punt Returns-Yards	2-39	0-0
Kickoff Returns-Yards	6-71	4-22
Interception Returns-Yards	1-0	0-0
Punts (Number-Avg)	5-44.4	6-30.0
Fumbles-Lost	2-1	0-0
Penalties-Yards	11-115	6-70
Possession Time	36:52	23:08
Third-Down Conversions	11 of 19	4 of 14
Fourth-Down Conversions	1 of 2	1 of 1
Red-Zone Scores-Chances	3-4	3-3
Sacks By: Number-Yards	0-0	2-11

INDIVIDUAL STATISTICS

RUSHING: SFA — Wimbley 17-74, 1 TD; Reed 13-44; Self 10-18; Ja. Turner 6-8.

ALC — Howard 21-199, 1 TD; Duffey 11-73; Allen 5-18.

PASSING: SFA — Self 18-30-0-228, 3 TDs. ALC — Allen 12-26-1-159, 2 TDs.

RECEIVING: SFA — Wedman 4-41, 1 TD; Wimbley 3-67; Aune 3-40; D. Simmons 3-28; J. Thompson 3-12, 1 TD; Rikel 1-33, 1 TD; J. Davis 1-7. ALC — Anthony Jr. 3-42, 1 TD; Bolar 3-39; Rogers 2-51, 1 TD; T. McNair Jr. 2-13; A. McNair 1-9; Howard 1-5.

INTERCEPTIONS: SFA — Heard 1-0. ALC — None.

FUMBLES: SFA — Aune 1-0; Wimbley 1-1. ALC — None.

SACKS (UA-A): SFA — None. ALC — James 1-1; Ellis 0-1.

TACKLES (UA-A): SFA — Heard 5-6; Randle 5-6; Je. Davis 3-4; Nwachukwu 4-0; Bobino 2-2; BJ Thompson 2-1; A. Murray 1-2; Ma. Smith 1-2; Je. Walker 0-3; McGee 2-0; Dixon 2-0; Lloyd 2-0; Southard 2-0; C. Williams 1-1. ALC — James 7-3; Cherelus 8-1; Ellis 3-6; Webb 5-2; Kinsler Jr. 3-4; Key 5-1; Magee 4-1; Gonzales 2-2; A. Smith 3-0; Dawson 1-2; A. McNair 1-2; Woods III 1-1; Melton 1-1; Rice 1-1; K. Jones 1-1; Cole 0-2.

Game 2 • Tulane 52, Alcorn 0

September 10, 2022 • Yulman Stadium • New Orleans, La.

- Alcorn State continues its woes against members from the FBS, with the Braves falling to 0-6 under head coach **Fred McNair** against teams from the division above.
- With 1:51 remaining the third quarter, Alcorn defensive back **Wallace Melton** recovered a Tulane fumble in the back of the end zone. It was the second turnover of the game forced by the Braves defense, and the third fumble recovered by the Purple and Gold on the season.
- Redshirt senior linebacker **Claudin Cherelus** forced a fumble with a big hit on Tulane quarterback Michael Pratt on the Green Wave's opening drive of the contest, while **Tyler Smith** recovered the fumble in the air.
- Markevious Quinn** saw playing time for the first time this season, entering the game in a reserve role under center on the third possession of the third quarter for Alcorn.
- Despite a sold performance a week ago against No. 10 Stephen F. Austin, the Alcorn State offense did not register a first down in the game against Tulane until there was 10:12 remaining in the second quarter.

STATISTICS

SCORING	1	2	3	4	OT	F
Alcorn	0	0	0	0	—	0
Tulane	17	14	14	7	—	52

SCORING SUMMARY

1st	7:59	TUL	Esnard 27 yd field goal
	6:18	TUL	Clayton 6 yd run (Esnard kick)
	3:10	TUL	Keys III 7 yd run (Esnard kick)
2nd	13:38	TUL	Jha. Jackson 16 yd pass from Pratt (Esnard kick)
	2:46	TUL	T. James 25 yd pass from Pratt (Esnard kick)
3rd	13:13	TUL	Wyatt 72 yd pass from Pratt (Esnard kick)
	8:58	TUL	McDoughle 16 yd run (Esnard kick)
4th	8:08	TUL	Ibieta 3 yd run (Dable kick)

FIRST DOWNS	4	30
RUSHES-YARDS (NET)	32-60	44-159
PASSING YDS (NET)	49	399
Passes Att-Comp-Int	14-5-1	31-25-0
TOTAL OFFENSE PLAYS-YARDS	46-109	75-558
Fumble Returns-Yards	0-0	0-0
Punt Returns-Yards	0-0	2-16
Kickoff Returns-Yards	0-0	1-11
Interception Returns-Yards	0-0	1-13
Punts (Number-Avg)	10-34.9	1-42.0
Fumbles-Lost	0-0	3-2
Penalties-Yards	7-63	4-25
Possession Time	24:49	35:07
Third-Down Conversions	3 of 15	7 of 13
Fourth-Down Conversions	0 of 0	2 of 2
Red-Zone Scores-Chances	0-0	6-8
Sacks By: Number-Yards	0-0	2-16

INDIVIDUAL STATISTICS

RUSHING: ALC — Leatherwood 8-30; Duffey 7-19; Howard 8-8; B. Rogers 4-7; Quinn 2-3; Allen 3-minus 7. TUL — Celestine 11-43; Barisas 7-39; McDoughle 1-16, 1 TD; Coltrin 3-13; Arata 3-12; Jernigan 4-9; Spears 5-8; Clayton 3-7, 1 TD; Keys III 1-7, 1 TD; Schibler 2-6; Ibieta 1-3, 1 TD.

PASSING: ALC — Allen 3-10-1-15; Quinn 2-4-0-34. TUL — Pratt 17-21-0-318, 3 TDs; Ibieta 7-9-0-72; Horton 1-1-0-9.

RECEIVING: ALC — A. McNair 2-8; Bolar 1-19; Compton 1-15; T. McNair Jr. 1-7.

TUL — Wyatt 5-130, 1 TD; Jha. Jackson 4-61, 1 TD; McDoughle 3-47, 1 TD; T. James 2-51, 1 TD; Keys III 2-24; T. Evans 2-20; Dunker Jr. 2-18; Bohanon 1-15; Brazzell II 1-11; Laverne 1-9; Desjardin 1-8; Watts 1-5.

INTERCEPTIONS: ALC — None. TUL — D. Williams 1-13.

FUMBLES: ALC — None. TUL — Pratt 1-1; Celestine 1-1; Jha. Jackson 1-0.

SACKS (UA-A): ALC — None. TUL — Platt Jr. 1-0; Hatcher 0-1; Taliancich 0-1.

TACKLES (UA-A): ALC — Ellis 8-1; T. James 2-4; McCullum 4-1; T. Smith 1-4; Woods III 4-0; Vines 2-2; Melton 3-0; Cherelus 2-1; Muhammad 2-1; Magee 1-2; Kinsler Jr. 1-2; Webb 1-2; Ross 0-3; Towns 2-0; A. Smith 2-0; Blount 1-1; Dew 1-1. TUL — Brooks 3-3; Deal 3-0; P. Jenkins 3-0; Platt Jr. 3-0; K. Hamilton 2-1; Machado 2-1; M. Clark 1-2; Hatcher 1-2; N. Anderson 2-0; Webb 2-0; D. Williams 1-1; Taliancich 1-1; A. Anderson 0-2.

2022 GAME RECAPS

Game 3 • Alcorn 30, McNeese 19

September 17, 2022 • Cowboy Stadium • Lake Charles, La.

- With the 30-19 victory, Alcorn becomes the first team in SWAC history to defeat McNeese State in football. The league was previously 0-15 lifetime against the Cowboys entering the contest.
- The Alcorn defense was in the McNeese backfield routinely on the night, getting to starting quarterback Knox Kadum 10 times for quarterback sacks. The Braves entered the game anked 10th in the SWAC for sacks, but that number will surely go up thanks in part to two sacks each from **Terreance Ellis**, **Devin Dawson**, **Malachi Bailey** and **Chris Ballard**.
- Wide receiver **Monterio Hunt** hauled in an 89-yard strike from quarterback **Aaron Allen** in the second quarter, extending the Braves lead at 21-0.
- McNeese quarterback Knox Kadum was intercepted twice on the night by the Braves' **Tavarian McCullum** and **Ernest Woods III**, respectfully, as it was the first and second interceptions of the year for the Purple and Gold defense.
- All three Alcorn running backs – **Javonta Leatherwood**, **Niko Duffey** and **Jarveon Howard**, had over 50 yards rushing in the game. Despite leading the team with 80 yards rushing, Leatherwood was the only one of the "trident rushing attack" not to find the end zone on the night.

STATISTICS

SCORING	1	2	3	4	OT	F
Alcorn	0	21	3	6	—	30
McNeese	0	3	14	2	—	19

SCORING SUMMARY

2nd	11:20	ALC	Duffey 13 yd run (Kiani kick)
	6:06	ALC	Howard 11 yd run (Kiani kick)
	3:36	ALC	Hunt 89 yd pass from Allen (Kiani kick)
	0:33	MSU	Ga. Smith 31 yd field goal
3rd	13:40	MSU	Durham 14 yd run (Ga. Smith kick)
	2:48	ALC	Kiani 28 yd field goal
	3:03	ALC	Kiani 22 yd field goal
	0:39	MSU	Senegal 21 yd pass from Kadum (Ga. Smith kick)
4th	13:41	ALC	Kiani 38 yd field goal
	11:16	MSU	Davey safety
	6:32	ALC	Kiani 21 yd field goal

TEAM STATISTICS	ALC	MSU
FIRST DOWNS	22	17
RUSHES-YARDS (NET)	52-215	32-88
PASSING YDS (NET)	189	260
Passes Att-Comp-Int	27-15-0	33-16-2
TOTAL OFFENSE PLAYS-YARDS	79-404	65-348
Fumble Returns-Yards	1--1	1-22
Punt Returns-Yards	0-0	2--6
Kickoff Returns-Yards	0-0	6-50
Interception Returns-Yards	2-30	0-0
Punts (Number-Avg)	7-32.6	7-38.1
Fumbles-Lost	1-1	2-1
Penalties-Yards	3-45	8-90
Possession Time	33:11	26:49
Third-Down Conversions	5 of 16	1 of 11
Fourth-Down Conversions	1 of 1	0 of 1
Red-Zone Scores-Chances	4-4	2-3
Sacks By: Number-Yards	10-75	3-21

INDIVIDUAL STATISTICS

RUSHING: ALC — Leatherwood 11-80; Howard 20-74, 1 TD; Duffey 14-61, 1 TD; Allen 6-1; TEAM 1-minus 1. MSU — McMahon 10-102; Durham 10-46, 1 TD; Pierce 1-14.
PASSING: ALC — Allen 15-27-0-189. MSU — Kadum 16-33-2-260, 1 TD.
RECEIVING: ALC — Rogers 5-70; Anthony Jr. 3-18; Bolar 3-7; Howard 2-minus 1; Hunt 1-89, 1 TD; T. McNair Jr. 1-6. MSU — Pierce 5-80; McMahon 3-42; Senegal 2-47, 1 TD; McCall 2-37; Durham 2-19; Ja. Johnson 1-20; Klink 1-15.
INTERCEPTIONS: ALC — McCullum 1-30; Woods III 1-0. MSU — None.
FUMBLES: ALC — Howard 1-1. MSU — Klink 2-1.
SACKS (UA-A): ALC — Ballard 2-0; Bailey 2-0; Ellis 2-0; Dawson 2-0; Rice 1-0; Deer 0-1; Ross 0-1. MSU — Semien 1-0; Davey 1-0; Mapieu 1-0.
TACKLES (UA-A): ALC — Ellis 6-0; Kinsler Jr. 3-2; Dawson 3-2; Ross 2-2; McCullum 2-2; T. James 3-0; Bailey 2-1; K. W. Jones 2-1; Rice 1-2; Deer 0-3. MSU — K. William 10-5; Kinsey 5-5; E. Lewis 7-2; Barnes 3-2; Jo.Lewis 3-1; Grayson III 3-1; Semien 2-2.

Game 4 • Alcorn 38, Arkansas-Pine Bluff 21

September 24, 2022 • Jack Spinks – Marino Casem Stadium • Lorman, Miss.

- Amassing 299 yards rushing on the night, redshirt senior running back **Jarveon Howard** set a new Southwestern Athletic Conference (SWAC) record for rushing yards in a game.
- Transfer quarterback **Aaron Allen** completed a pass to 10 different receivers in the ballgame.
- Wide receiver **CJ Bolar** extended his streak of games with at least one reception to 13, dating back to the 2021 campaign.
- Running back **Javonta Leatherwood** scored his first rushing touchdown of the season in the fourth quarter with his seven-yard scoring plunge.
- Defensive back **Malcolm Magee** pulled in his first interception of the season, stepping in front of a Skyler Perry pass in the fourth quarter, setting up an Alcorn touchdown three plays later.

STATISTICS

SCORING	1	2	3	4	OT	F
Arkansas-Pine Bluff	7	7	7	0	—	21
Alcorn	7	3	14	14	—	38

SCORING SUMMARY

1st	14:42	ALC	Howard 44 yd run (Kiani kick)
	7:08	UAPB	Britten 2 yd run (C. Thompson kick)
2nd	8:45	UAPB	Britten 5 yd run (C. Thompson kick)
	0:04	ALC	Kiani 42 yd field goal
3rd	9:35	UAPB	Perry 1 yd run (C. Thompson kick)
	6:33	ALC	Howard 11 yd run (Kiani kick)
	0:36	ALC	Howard 24 yd run (Kiani kick)
4th	4:47	ALC	Howard 78 yd run (Kiani kick)
	2:55	ALC	Leatherwood 7 yd run (Kiani kick)

TEAM STATISTICS	UAPB	ALC
FIRST DOWNS	16	23
RUSHES-YARDS (NET)	34-198	47-396
PASSING YDS (NET)	107	99
Passes Att-Comp-Int	32-15-1	24-18-0
TOTAL OFFENSE PLAYS-YARDS	66-305	71-495
Fumble Returns-Yards	0-0	0-0
Punt Returns-Yards	0-0	2--3
Kickoff Returns-Yards	5-82	0-0
Interception Returns-Yards	0-0	1-0
Punts (Number-Avg)	7-37.4	4-25.0
Fumbles-Lost	1-0	1-1
Penalties-Yards	7-63	4-40
Possession Time	29:31	30:29
Third-Down Conversions	3 of 13	6 of 13
Fourth-Down Conversions	1 of 2	0 of 2
Red-Zone Scores-Chances	3-5	2-2
Sacks By: Number-Yards	1-6	2-6

INDIVIDUAL STATISTICS

RUSHING: UAPB — Britten 18-110, 2 TDs; Skyler Perry 14-57, 1 TD; Prince 1-31; R. Jones 1-0. ALC — Howard 23-299, 4 TDs; Leatherwood 10-44, 1 TD; Duffey 7-35; Allen 6-19; TEAM 1-minus 1.
PASSING: UAPB — Perry 15-32-1-107. ALC — Allen 18-24-0-99.
RECEIVING: UAPB — Cochran 6-66; Prince 3-15; Britten 3-minus 8; Ja. Williams 2-32; McCray III 1-2. ALC — Anthony Jr. 3-27; A. McNair 3-24; Bolar 3-16; Duffey 3-5; Hunt 1-10; T. Adams 1-8; Leatherwood 1-6; Howard 1-2; M. Rogers 1-1; T. McNair Jr. 1-0.
INTERCEPTIONS: UAPB — None. ALC — Magee 1-0.
FUMBLES: UAPB — R. Jones 1-0. ALC — Duffey 1-1.
SACKS (UA-A): UAPB — A. Smith 0-1; K. Clark 0-1. ALC — Kenney 0-1; Webb 1-0; Barfield 0-1.
TACKLES (UA-A): UAPB — Peppers 4-7; Ky. Williams 5-3; S. Jones 3-5; Ewell Jr. 2-6; K. Clark 0-8; Woods 3-4; Seward 3-3; Dozier 2-3; Evans 1-4; Gray 1-3; Younger 0-4; Boyd 1-1; W. Akin Jr. 1-1; Knox 1-1; Holguin 0-2; T. Akins 0-2; Ward 0-2. ALC — Blount 2-4; T. James 2-4; A. Smith 2-3; Webb 3-1; McCullum 3-1; Bailey 2-2; Woods III 2-2; McDaniel 2-2; K.W. Jones 1-3; Dawson 1-3; T. Smith 0-3; Kinsler Jr. 0-3.



2022 STATISTICS (OVERALL: 2-2, SWAC: 1-0, HOME: 1-1, AWAY: 1-1, NETRAL: 0-0)

RESULTS

2-2 (1-0 SWAC)						
DATE	ALC	OPP	OPPONENT	W/L	SCORE	ATT
Sept. 3	—	10	Stephen F. Austin	L	27-31	6,872
Sept. 10	—	—	at Tulane	L	0-52	14,501
Sept. 17	—	—	at McNeese State	W	30-19	11,425
Sept. 24	—	—	• Arkansas-Pine Bluff	W	38-21	15,671
Oct. 8	—	—	• at Mississippi Valley State			
Oct. 15	—	—	• at Southern (La.)			
Oct. 22	—	—	• Texas Southern			
Oct. 29	—	—	• at Grambling State			
Nov. 4	—	—	• at Prairie View A&M			
Nov. 12	—	—	• Bethune-Cookman			
Nov. 19	—	—	• Jackson State			

TEAM STATISTICS

	ALC	OPP
SCORING	95	123
Points Per Game	23.8	30.8
Points Off Turnovers	17	14
FIRST DOWNS	70	85
Rushing	44	38
Passing	18	40
Penalty	8	7
RUSHING YARDAGE	961	589
Yards gained rushing	1018	736
Yards lost rushing	57	147
Rushing Attempts	168	156
Average Per Rush	5.7	3.8
Average Per Game	240.2	147.2
TDs Rushing	8	9
PASSING YARDAGE	496	994
Comp-Att-Int	50-91-2	74-126-3
Average Per Pass	5.5	7.9
Average Per Catch	9.9	13.4
Average Per Game	124.0	248.5
TDs Passing	3	7
TOTAL OFFENSE	1457	1583
Total Plays	259	282
Average Per Play	5.6	5.6
Average Per Game	364.2	395.8
KICK RETURNS: #-Yards	4-22	18-214
PUNT RETURNS: #-Yards	2-3	6-49
INT RETURNS: #-Yards	3-30	2-13
KICK RETURN AVERAGE	5.5	11.9
PUNT RETURN AVERAGE	.15	8.2
INT RETURN AVERAGE	10.0	6.5
FUMBLES-LOST	2-2	8-4
PENALTIES-Yards	20-218	30-293
Average Per Game	54.5	73.2
PUNTS-Yards	27-857	20-793
Average Per Punt	31.7	39.7
Net punt average	28.4	39.8
TIME OF POSSESSION/Game	27:54	32:05
3RD-DOWN Conversions	18/58	22/56
3rd-Down Pct	31%	39%
4TH-DOWN Conversions	2/4	4/7
4th-Down Pct	50%	57%
SACKS BY-Yards	14-92	6-43
MISC YARDS	0	0
TOUCHDOWNS SCORED	11	16
FIELD GOALS-ATTEMPTS	6-7	3-5
ON-SIDE KICKS	0-0	1-1
RED-ZONE SCORES	(9-9) 100%	(14-20) 70%
RED-ZONE TOUCHDOWNS	(5-9) 56%	(12-20) 60%
PAT-ATTEMPTS	(11-11) 100%	(16-16) 100%
ATTENDANCE	22543	25926
Games/Avg Per Game	2/11272	2/12963
Neutral Site Games		0/0

SCORE BY QUARTERS	1Q	2Q	3Q	4Q	OT	Total
Alcorn	14	41	17	23	—	95
Opponents	27	31	49	16	—	123

RUSHING

	G	ATT	GAIN	LOSS	NET	AVG	TD	LG	YPG
Jarveon Howard	4	72	586	6	580	8.1	6	78	145.0
Niko Duffey	4	39	191	3	188	4.8	1	33	47.0
Javonta Leatherwood	3	29	155	1	154	5.3	1	35	51.3
Aaron Allen	4	20	74	43	31	1.5	0	15	7.8
Brandon Rogers	1	4	7	0	7	1.8	0	4	7.0
Markevion Quinn	1	2	5	2	3	1.5	0	5	3.0
Team	2	2	0	2	(-2)	(-1.0)	0	0	(-1.0)
TOTAL	4	168	1018	57	961	5.7	8	78	240.2
OPPONENTS	4	156	736	147	589	3.8	9	36	147.2

PASSING

	G	EFF	C-A-I	PCT	YDS	TD	LG	AVG/G
Aaron Allen	4	106.56	48-87-2	55.2	462	3	89	115.5
Markevion Quinn	1	121.40	2-4-0	50.0	34	0	19	34.0
TOTAL	4	107.21	50-91-2	54.9	496	3	89	124.0
OPPONENTS	4	138.57	74-126-3	58.7	994	7	72	248.5

RECEIVING

	G	NO	YDS	AVG	TD	LG	AVG/G
CJ Bolar	4	10	81	8.1	0	19	20.2
Juan Anthony Jr.	4	9	87	9.7	1	18	21.8
Malik Rogers	3	8	122	15.2	1	46	40.7
Akeem McNair	4	6	41	6.8	0	18	10.2
Tim McNair Jr.	4	5	26	5.2	0	10	6.5
Jarveon Howard	4	4	6	1.5	0	5	1.5
Niko Duffey	4	3	5	1.7	0	5	1.2
Monterio Hunt	4	2	99	49.5	1	89	24.8
Joshua Compton	1	1	15	15.0	0	15	15.0
Tevarius Adams	3	1	8	8.0	0	8	2.7
Javonta Leatherwood	3	1	6	6.0	0	6	2.0
TOTAL	4	50	496	9.9	3	89	124.0
OPPONENTS	4	74	994	13.4	7	72	248.5

TOTAL OFFENSE

	G	PLAYS	RUSH	PASS	TOTAL	AVG/G
Jarveon Howard	4	72	580	0	580	145.0
Aaron Allen	4	107	31	462	493	123.2
Niko Duffey	4	39	188	0	188	47.0
Javonta Leatherwood	3	29	154	0	154	51.3
Markevion Quinn	1	6	3	34	37	37.0
Brandon Rogers	1	4	7	0	7	7.0
Team	2	2	(-2)	0	(-2)	(-1.0)
TOTAL	4	259	961	496	1457	364.2
OPPONENTS	4	282	589	994	1583	395.8

2022 STATISTICS (OVERALL: 2-2, SWAC: 1-0, HOME: 1-1, AWAY: 1-1, NEUTRAL: 0-0)

SCORING

	TD	FGs	PAT	RUSH	RCV	PASS	DXP	SAF	PTS
Jarveon Howard	6	0-0	0-0	0-0	0	0-0	0	0	36
Noah Kiani	0	6-7	11-11	0-0	0	0-0	0	0	29
Juan Anthony Jr.	1	0-0	0-0	0-0	0	0-0	0	0	6
Monterio Hunt	1	0-0	0-0	0-0	0	0-0	0	0	6
Malik Rogers	1	0-0	0-0	0-0	0	0-0	0	0	6
Niko Duffey	1	0-0	0-0	0-0	0	0-0	0	0	6
Javonta Leatherwood	1	0-0	0-0	0-0	0	0-0	0	0	6
TOTAL	11	6-7	11-11	0-0	0	0-0	0	0	95
OPPONENTS	16	3-5	16-16	0-0	0	0-0	0	1	123

PUNT RETURNS

	NO	YDS	AVG	TD	LG
CJ Bolar	2	(-3)	(-1.5)	0	0
TOTAL	2	(-3)	(-1.5)	0	0
OPPONENTS	6	49	8.2	0	23

KICK RETURNS

	NO	YDS	AVG	TD	LG
Malik Rogers	2	17	8.5	0	11
Manny Jones	2	5	2.5	0	10
TOTAL	4	22	5.5	0	11
OPPONENTS	18	214	11.9	0	33

INTERCEPTIONS

	NO	YDS	AVG	TD	LG
Tavarian McCullum	1	30	30.0	0	30
Malcolm Magee	1	0	0.0	0	0
Ernest Woods III	1	0	0.0	0	0
TOTAL	3	30	10.0	0	30
OPPONENTS	2	13	6.5	0	13

FUMBLE RETURNS

	NO	YDS	AVG	TD	LG
Keyron Kinsler Jr.	1	(-1)	(-1.0)	0	0
TOTAL	1	(-1)	(-1.0)	0	0
OPPONENTS	1	22	22.0	0	22

ALL-PURPOSE YARDS

	G	RUSH	REC	PR	KR	IR	TOT	AVG/G
Jarveon Howard	4	580	6	0	0	0	586	146.5
Niko Duffey	4	188	5	0	0	0	193	48.2
Javonta Leatherwood	3	154	6	0	0	0	160	53.3
Malik Rogers	3	0	122	0	17	0	139	46.3
Monterio Hunt	4	0	99	0	0	0	99	24.8
Juan Anthony Jr.	4	0	87	0	0	0	87	21.8
CJ Bolar	4	0	81	(-3)	0	0	78	19.5
Akeem McNair	4	0	41	0	0	0	41	10.2
Aaron Allen	4	31	0	0	0	0	31	7.8
Tavarian McCullum	3	0	0	0	0	30	30	10.0
Tim McNair Jr.	4	0	26	0	0	0	26	6.5
Joshua Compton	1	0	15	0	0	0	15	15.0
Tevarrius Adams	3	0	8	0	0	0	8	2.7
Brandon Rogers	1	7	0	0	0	0	7	7.0
Manny Jones	2	0	0	0	5	0	5	2.5
Markevion Quinn	1	3	0	0	0	0	3	3.0
Team	2	(-2)	0	0	0	0	(-2)	(-1.0)
TOTAL	4	961	496	-3	22	30	1506	376.5
OPPONENTS	4	589	994	49	214	13	1859	464.8

PUNTING

	NO	YDS	AVG	LG	TB	FC	I20	50+	BLK
Noah Kiani	27	857	31.7	50	2	5	6	1	0
TOTAL	27	857	31.7	50	2	5	6	1	0
OPPONENTS	20	793	39.7	53	0	12	11	2	0

FIELD GOALS

	FG	PCT	0-19	20-29	30-39	40-49	50-99	LG	BLK
Noah Kiani	6-7	85.7	0-0	4-4	1-1	1-2	0-0	42	1

FIELD GOAL SEQUENCE

	ALC	OPPONENTS
Stephen F. Austin	(22), (23)	(47)
Tulane	43	(27)
McNeese State	(28), (38), (21)	(31), 36
Arkansas-Pine Bluff	(42)	36

Numbers in parentheses indicate field goal was made.

KICKOFFS

	NO	YDS	AVG	LG	OB	RET	NET	YDLN
Lorenzo Garcia	16	811	50.7	3	0			
Noah Kiani	6	308	51.3	0	0			
TOTAL	22	1119	50.9	3	0	214	37.7	27
OPPONENTS	22	1257	57.1	12	1	22	42.5	22



2022 STATISTICS (OVERALL: 2-2, SWAC: 1-0, HOME: 1-1, AWAY: 1-1, NEUTRAL: 0-0)

DEFENSIVE STATISTICS

	GP-GS	UA	AT	TT	TFL-YDS	SACK-YDS	INT-YDS	PBU	QBH	FR-YDS	FF	BLK	SAF
Terreance Ellis	4-2	18	8	26	5.0-28	2.5-21	.	1	1	.	1	.	.
Trevor James	4-2	14	11	25	5.0-22	1.5-9	.	1	1
Keyron Kinsler Jr.	4-3	7	11	18	0.5-3	1--1	.	.	.
Mikail Webb	4-1	10	5	15	4.0-7	1.0-2	.	.	1
Tavarian McCullum	3-2	9	4	13	.	.	1-30	2
Devin Dawson	4-4	5	8	13	2.0-8	2.0-8	.	1
Ernest Woods III	4-2	9	3	12	.	.	1-0
Andrew Smith	4-0	9	3	12	.	.	.	1
Claudin Cherelus	2-2	10	2	12	3.5-12	.	.	.	3	.	1	.	.
Tyler Smith	3-3	2	8	10	0.5-2	.	.	.	2	1-0	.	.	.
Malcolm Magee	4-2	5	5	10	1.0-4	.	1-0	2	.	.	1	.	.
Kee Wayne Jones	4-2	5	5	10	1.0-3
Calvontay Key	4-4	8	1	9	.	.	.	2
Macarius Blount	3-1	4	5	9	.	.	.	2
Malachi Bailey	4-4	6	3	9	3.0-17	2.0-14
Santonial Rice	4-1	2	6	8	1.0-12	1.0-12	.	.	1
Equandric Ross	3-0	3	5	8	2.0-7	0.5-5	.	1
Wallace Melton	3-2	6	1	7	.	.	.	1	.	1-0	1	.	.
Robert McDaniel	4-0	3	3	6
Charles Gonzales	3-0	3	3	6	1.0-1	1-0	.	.	.
Akeem McNair	4-1	2	2	4
Chad Peters	3-0	2	2	4
Tait Deer	3-1	1	3	4	0.5-4	0.5-4
Chris Ballard	3-0	2	2	4	2.0-13	2.0-13	.	.	3
Rasul Muhammad	3-3	3	1	4
Trevor Vines	2-0	2	2	4	0.5-0
Andrew Cole	2-1	1	2	3
Jaquez Dew	1-0	1	1	2	0.5-0
Kamaurja Kenney	3-0	1	1	2	0.5-2	0.5-2
Malik Gaither	3-0	1	1	2
Edwin Summerour	2-0	.	2	2
Cameron Stoudamire	2-0	1	1	2
Napoleon Collier	3-0	.	2	2	.	.	.	1
Kobe Towns	2-0	2	.	2
Derrick Travis	3-1	1	1	2	.	.	.	2
Jayden Barfield	3-0	1	1	2	0.5-2	0.5-2
Aaron Allen	4-4	1	.	1
D'Marious Hicks	1-0	1	.	1
Niko Duffey	4-0	1	.	1
TOTAL	4-0	162	124	286	34-147	14-92	3-30	17	12	4-1	4	.	.
OPPONENTS	4-0	142	132	274	18.0-60	6-43	2-13	18	6	2-22	1	1	1

2022 STATISTICS (OVERALL: 2-2, SWAC: 1-0, HOME: 1-1, AWAY: 1-1, NEUTRAL: 0-0)

GAME-BY-GAME TEAM STATISTICS

GAME	FINAL	QUARTERS				1ST DOWNS		RUSHING		PASSING		TOT OFF		PUNTS		PENALTY		3RD	4TH	RED	SACKS	FIELD	POSSESSION TIME			
	SCORE	1	2	3	4	OT	R-P-PE	TOT	NO-YDS-TD	C-A-I	YDS	TD	ATT-YDS	NO-AVG	F-FL	NO-YDS	DNS	DNS	DNS	ZONE	NO-YDS	GOALS	1	2	3	4
Alcorn	27	7	17	0	3		10-8-3	21	37-290-1	12-26-1	159	2	63-449	6-30.0	0-0	6-70	4-14	1-2	3-3	2-11	2-2	6:45	3:51	5:10	7:22	23:08
Stephen F. Austin	31	3	7	14	7		13-8-1	22	46-144-1	18-30-0	228	3	76-372	5-44.4	2-1	11-115	11-19	1-2	3-4	0-0	1-1	8:15	11:09	9:50	7:38	36:52
Alcorn	0	0	0	0	0		2-2-0	4	32-60-0	5-14-1	49	0	46-109	10-34.9	0-0	7-63	3-15	0-0	0-0	0-0	0-1	4:42	8:37	7:49	3:13	24:21
at Tulane	52	17	14	14	7		12-16-2	30	44-159-4	25-31-0	399	3	75-558	1-42.0	3-2	4-25	7-13	2-2	6-8	2-16	1-1	10:50	6:23	7:11	11:47	36:11
Alcorn	30	0	21	3	6		12-6-4	22	52-215-2	15-270	189	1	79-404	7-32.6	1-1	3-45	5-16	1-1	4-4	10-75	3-3	8:11	6:29	8:15	10:16	33:11
at McNeese State	19	0	3	14	2		5-10-2	17	32-88-1	16-33-2	260	1	65-348	7-38.1	2-1	8-90	1-11	0-1	2-3	3-21	1-2	6:49	8:31	6:45	4:44	26:49
Alcorn	38	7	3	14	14		20-2-1	23	47-396-5	18-24-0	99	0	71-495	4-25.0	1-1	4-40	6-13	0-2	2-2	2-6	1-1	6:06	8:35	7:39	8:09	30:29
Arkansas-Pine Bluff	21	7	7	7	0		8-6-2	16	34-198-3	15-32-1	107	0	66-305	7-34.7	1-0	7-63	3-13	1-2	3-5	1-6	0-1	8:54	6:25	7:21	6:51	29:31
Alcorn																										
at Mississippi Valley State																										
Alcorn																										
at Southern (La.)																										
Alcorn																										
Texas Southern																										
Alcorn																										
at Grambling State																										
Alcorn																										
at Prairie View A&M																										
Alcorn																										
Bethune-Cookman																										
Alcorn																										
Jackson State																										

GAME-BY-GAME OFFENSIVE STARTERS

	LT	LG	C	RG	RT	QB	RB	WR	WR	WR	TE
Stephen F. Austin	Yarbrough	Ready	Carter	Sherrod	Moment	Allen	Howard	Anthony	Jones	Bolar	Griffin
at Tulane	Yarbrough	Ready	Carter	Spells	Moment	Allen	Howard	Anthony	A. McNair	Bolar	Griffin
at McNeese	Yarbrough	Ready	R. Brown	Spells	Moment	Allen	Howard	Anthony	T. McNair Jr.	Hunt	Griffin
Ark.-Pine Bluff	Yarbrough	Ready	Carter	Spells	Moment	Allen	Howard	Anthony	T. McNair Jr.	Bolar	Griffin
at Mississippi Valley State											
at Southern (La.)											
Texas Southern											
at Grambling State											
at Prairie View A&M											
Bethune-Cookman											
Alcorn State											

GAME-BY-GAME DEFENSIVE STARTERS

	DE	DT	NT	DE	MIKE	SAM	RCB	FS	NICK	ROV	LCB
Stephen F. Austin	Bailey	Dawson	Cole	Rice	Cherelus	Webb	Key	Kinsler	Magee	Melton	D. Travis
at Tulane	Bailey	Dawson	T. Smith	Deer	Cherlus	Muhammad	Key	Kinsler	Magee	Melton	G. Johnson
at McNeese	Bailey	Dawson	K. W. Jones	T. Smith	James	Ellis	Key	Kinsler	Woods III	McCullum	Muhammad
Ark.-Pine Bluff	Bailey	Dawson	K. W. Jones	T. Smith	James	Ellis	Key	Blount	Woods III	McCullum	Muhammad
at Mississippi Valley State											
at Southern (La.)											
Texas Southern											
at Grambling State											
at Prairie View A&M											
Bethune-Cookman											
Jackson State											



2022 STATISTICS (OVERALL: 2-2, SWAC: 1-0, HOME: 1-1, AWAY: 1-1, NEUTRAL: 0-0)

GAME-BY-GAME PASSING

AARON ALLEN	COMP	ATT	INT	PCT	YDS	TD	LG	SACKS	EFF	PAUL HARGRAVE	COMP	ATT	INT	PCT	YDS	TD	LG	SACKS	EFF
Stephen F. Austin	12	26	1	46.2	159	2	46	0-0	115.2	Stephen F. Austin	DNP								
at Tulane	3	10	1	30.0	15	0	7	2-16	22.60	at Tulane	DNP								
at McNeese	15	27	0	55.6	189	1	89	3-21	126.6	at McNeese	DNP								
Arkansas-Pine Bluff	18	24	0	75.0	99	0	18	1-6	109.6	Arkansas-Pine Bluff	DNP								
at Mississippi Valley State										at Mississippi Valley State									
at Southern (La.)										at Southern (La.)									
Texas Southern										Texas Southern									
at Grambling State										at Grambling State									
at Prairie View A&M										at Prairie View A&M									
Bethune-Cookman										Bethune-Cookman									
Jackson State										Jackson State									
TRE LAWRENCE	COMP	ATT	INT	PCT	YDS	TD	LG	SACKS	EFF	MARKEVIN QUINN	COMP	ATT	INT	PCT	YDS	TD	LG	SACKS	EFF
Stephen F. Austin	DNP									Stephen F. Austin	DNP								
at Tulane	DNP									at Tulane	2	4	0	50.0	34	0	19	0-0	121.40
at McNeese	DNP									at McNeese	DNP								
Arkansas-Pine Bluff	DNP									Arkansas-Pine Bluff	DNP								
at Mississippi Valley State										at Mississippi Valley State									
at Southern (La.)										at Southern (La.)									
Texas Southern										Texas Southern									
at Grambling State										at Grambling State									
at Prairie View A&M										at Prairie View A&M									
Bethune-Cookman										Bethune-Cookman									
Jackson State										Jackson State									

GAME-BY-GAME RUSHING (No.-Yards-TDs)

	NO-YDS-TD	SFA	TUL	MSU	UAPB	MVSU	SOU	TXSU	GSU	PVAM	BCU	JSU
Jarveon Howard	72-580-6	21-199-1	8-8-0	20-74-1	23-299-4							
Niko Duffey	39-188-1	11-73-0	7-19-0	14-61-1	7-35-0							
Javonta Leatherwood	29-154-1	DNP	8-30-0	11-80-0	10-44-1							
Aaron Allen	20-31-0	5-18-0	3-(-7)-0	6-1-0	6-19-0							
Brandon Rogers	4-7-0	DNP	4-7-0	DNP	DNP							
Markevin Quinn	2-3-0	DNP	2-3-0	DNP	DNP							
Team	2-(-2)-0	DNP	DNP	1-(-1)-0	1-(-1)-0							

GAME-BY-GAME RECEIVING (No.-Yards-TDs)

	NO-YDS-TD	SFA	TUL	MSU	UAPB	MVSU	SOU	TXSU	GSU	PVAM	BCU	JSU
Malik Rogers	8-122-1	2-51-1	DNP	5-70-0	1-1-0							
Monterio Hunt	2-99-1	-	-	1-89-1	1-10-0							
Juan Anthony	9-87-1	3-42-1	-	3-18-0	3-27-0							
CJ Bolar	10-81-0	3-39-0	1-19-0	3-7-0	3-16-0							
Akeem McNair	6-41-0	1-9-0	2-8-0	-	3-24-0							
Tim McNair Jr.	5-26-0	2-13-0	1-7-0	1-6-0	1-0-0							
Joshua Compton	1-15-0	DNP	1-15-0	DNP	DNP							
Tevarius Adams	1-8-0	DNP	-	-	1-8-0							
Jarveon Howard	4-6-0	1-5-0	-	2-(-1)-0	1-2-0							
Javonta Leatherwood	1-6-0	DNP	-	-	1-6-0							
Niko Duffey	3-5-0	-	-	-	3-5-0							

GAME-BY-GAME PUNTING

MASON CALDWELL	NO	YDS	AVG	LG	I20	TB	50+	60+
Stephen F. Austin	DNP							
at Tulane	DNP							
at McNeese	DNP							
Arkansas-Pine Bluff	DNP							
at Mississippi Valley State								
at Southern (La.)								
Texas Southern								
at Grambling State								
at Prairie View A&M								
Bethune-Cookman								
Jackson State								

LORENZO GARCIA	NO	YDS	AVG	LG	I20	TB	50+	60+
Stephen F. Austin	DNP							
at Tulane	0	0	0.0	-	-	-	-	-
at McNeese	0	0	0.0	-	-	-	-	-
Arkansas-Pine Bluff	0	0	0.0	-	-	-	-	-
at Mississippi Valley State								
at Southern (La.)								
Texas Southern								
at Grambling State								
at Prairie View A&M								
Bethune-Cookman								
Jackson State								

NOAH KIANI	NO	YDS	AVG	LG	I20	TB	50+	60+
Stephen F. Austin	6	180	30.0	45	-	-	-	-
at Tulane	10	349	34.9	50	2	-	1	-
at McNeese	7	228	32.6	41	2	1	-	-
Arkansas-Pine Bluff	4	100	25.0	34	2	1	-	-
at Mississippi Valley State								
at Southern (La.)								
Texas Southern								
at Grambling State								
at Prairie View A&M								
Bethune-Cookman								
Jackson State								

GAME-BY-GAME KICKING

LORENZO GARCIA	NO	YDS	AVG	TB	OB
Stephen F. Austin	DNP				
at Tulane	1	47	47.0	-	-
at McNeese	8	379	47.4	1	0
Arkansas-Pine Bluff	7	385	55.0	2	0
at Mississippi Valley State					
at Southern (La.)					
Texas Southern					
at Grambling State					
at Prairie View A&M					
Bethune-Cookman					
Jackson State					

NOAH KIANI	NO	YDS	AVG	TB	OB
Stephen F. Austin	6	308	51.3	-	-
at Tulane	0	0	0.0	-	-
at McNeese	0	0	0.0	-	-
Arkansas-Pine Bluff	0	0	0.0	-	-
at Mississippi Valley State					
at Southern (La.)					
Texas Southern					
at Grambling State					
at Prairie View A&M					
Bethune-Cookman					
Jackson State					

CARSON REED	PAT	ATT	PCT	FG	FGA	PCT	LG	PTS
Stephen F. Austin	DNP							
at Tulane	DNP							
at McNeese	DNP							
Arkansas-Pine Bluff	DNP							
at Mississippi Valley State								
at Southern (La.)								
Texas Southern								
at Grambling State								
at Prairie View A&M								
Bethune-Cookman								
Jackson State								

2022 STATISTICS (OVERALL: 2-2, SWAC: 1-0, HOME: 1-1, AWAY: 1-1, NEUTRAL: 0-0)

GAME-BY-GAME TACKLES (UT-AT-TT)

	UT-AT-TT	SFA	TUL	MSU	UAPB	MVSU	SOU	TXSU	GSU	PVAM	BCU	JSU
Terrence Ellis	18-8-26	3-6	8-1	6-0	1-1							
Trevor James	14-11-25	7-3	2-4	3-0	2-4							
Keyron Kinsler, Jr.	7-11-18	3-4	1-2	3-2	0-3							
Mikail Webb	10-5-15	5-2	1-2	1-0	3-1							
Tavarian McCullum	9-4-13	DNP	4-1	2-2	3-1							
Devin Dawson	5-8-13	1-2	0-1	3-2	1-3							
Andrew Smith	9-3-12	3-0	2-0	2-0	2-3							
Claudin Cherelus	10-2-12	8-1	2-1	DNP	DNP							
Ernest Woods	9-3-12	1-1	4-0	2-0	2-2							
Malcolm Magee	5-5-10	4-1	1-2	-	0-2							
Tyler Smith	2-8-10	DNP	1-4	1-1	0-3							
Kee Wayne Jones	5-5-10	1-1	1-0	2-1	1-3							
Malachi Bailey	6-3-9	1-0	1-0	2-1	2-2							
Calvontay Key	8-1-9	5-1	1-0	1-0	1-0							
Macarius Blount	4-5-9	DNP	1-1	1-0	2-4							
Equandric Ross	3-5-8	DNP	0-3	2-2	1-0							
Santonial Rice	2-6-8	1-1	0-1	1-2	0-2							
Wallace Melton	6-1-7	1-1	3-0	2-0	DNP							
Charles Gonzales	3-3-6	2-2	1-0	DNP	0-1							
Robert McDaniel	3-3-6	0-1	1-0	-	2-2							
Chad Peters	2-2-4	DNP	1-0	0-2	1-0							
Akeem McNair	2-2-4	1-2	-	1-0	-							
Chris Ballard	2-2-4	DNP	-	2-0	0-2							
Trevor Vines	2-2-4	DNP	2-2	DNP	-							
Rasul Muhammad	3-1-4	DNP	2-1	1-0	-							
Tait Deer	1-3-4	1-0	-	0-3	DNP							
Andrew Cole	1-2-3	0-2	1-0	DNP	DNP							
Kobe Towns	2-0-2	DNP	2-0	-	DNP							
Kamaurja Kenney	1-1-2	DNP	-	-	1-1							
Malik Gaither	1-1-2	DNP	-	1-0	0-1							
Jayden Barfield	1-1-2	DNP	-	1-0	0-1							
Derrick Travis	1-1-2	0-1	1-0	DNP	-							
Jaquez Dew	1-1-2	DNP	1-1	DNP	DNP							
Napoleon Collier	0-2-2	DNP	0-1	0-1	-							
Edwin Summerour	0-2-2	DNP	0-1	0-1	DNP							
Cameron Stoudamire	1-1-2	DNP	0-1	DNP	1-0							
Niko Duffey	1-0-1	-	1-0	-	-							
Aaron Allen	1-0-1	-	1-0	-	-							
O'Marious Hicks	1-0-1	DNP	DNP	1-0	DNP							

GAME-BY-GAME TACKLES FOR LOSS (TFL-YDS)

	TFL-YDS	SFA	TUL	MSU	UAPB	MVSU	SOU	TXSU	GSU	PVAM	BCU	JSU
Terrence Ellis	4.0-23	2.0-4	-	2.0-19								
Trevor James	3.5-17	3.0-16	0.5-1	-								
Claudin Cherelus	3.5-12	2.0-4	1.5-8	DNP								
Malachi Bailey	3.0-17	-	1.0-3	2.0-14								
Mikail Webb	2.0-4	0.5-1	0.5-1	1.0-2								
Devin Dawson	2.0-8	-	-	2.0-8								
Chris Ballard	2.0-13	DNP	-	2.0-13								
Charles Gonzales	1.0-1	1.0-1	-	DNP								
Kee Wayne Jones	1.0-3	-	-	1.0-3								
Santonial Rice	1.0-12	-	-	1.0-12								
Equandric Ross	1.0-6	DNP	0.5-1	0.5-5								
Malcolm Magee	1.0-4	1.0-4	-	-								
Trevor Vines	0.5-0	DNP	0.5-0	DNP								
Jaquez Dew	0.5-0	DNP	0.5-0	DNP								
Keyron Kinsler Jr.	0.5-3	0.5-3	-	-								
Tait Deer	0.5-4	-	-	0.5-4								

GAME-BY-GAME SACKS (SACKS-YDS)

	SACKS-YDS	SFA	TUL	MSU	UAPB	MVSU	SOU	TXSU	GSU	PVAM	BCU	JSU
Terrence Ellis	2.5-21	0.5-2	-	2.0-19	-							
Chris Ballard	2.0-13	DNP	-	2.0-13	-							
Malachi Bailey	2.0-14	-	-	2.0-14	-							
Devin Dawson	2.0-8	-	-	2.0-8	-							
Trevor James	1.5-9	1.5-9	-	-	-							
Santonial Rice	1.0-12	-	-	1.0-12	-							
Mikail Webb	1.0-2	-	-	-	1.0-2							
Tait Deer	0.5-4	-	-	0.5-4	DNP							
Kamaurja Kenney	0.5-2	DNP	-	-	0.5-2							
Equandric Ross	0.5-5	DNP	-	0.5-5	-							
Jayden Barfield	0.5-2	DNP	-	-	0.5-2							



2022 STATISTICS (OVERALL: 2-2, SWAC: 1-0, HOME: 1-1, AWAY: 1-1, NEUTRAL: 0-0)

SCORING DRIVES

OPPONENT	PLAYS	YDS	DRIVE TIME	QTR/ CLOCK	DRIVE START	PLAY
Stephen F. Austin	11	99	4:35	1st/10:25	AL01	Anthony 18 pass from Allen
Stephen F. Austin	3	68	0:57	2nd/8:48	AL41	Rogers 46 pass from Allen
Stephen F. Austin	10	56	2:07	2nd/3:03	AL44	Kiani 22 field goal
Stephen F. Austin	3	82	0:38	2nd/0:28	AL18	Howard 73 run
Stephen F. Austin	12	92	4:45	4th/7:34	AL07	Kiani 23 field goal
at McNeese State	8	70	3:30	2nd/11:20	AL30	Duffey 13 run
at McNeese State	4	24	1:18	2nd/6:06	MC24	Howard 11 run
at McNeese State	1	89	0:13	2nd/3:36	AL11	Hunt 89 pass from Allen
at McNeese State	11	71	4:46	3rd/2:48	AL18	Kiani 28 field goal
at McNeese State	7	54	1:58	4th/13:41	AL25	Kiani 38 field goal
at McNeese State	11	44	3:49	4th/6:32	MC48	Kiani 21 field goal
Arkansas-Pine Bluff	1	44	0:18	1st/14:42	PB44	Howard 44 run
Arkansas-Pine Bluff	12	47	3:39	2nd/0:04	AL28	Kiani 42 field goal
Arkansas-Pine Bluff	8	75	3:02	3rd/6:33	AL25	Howard 11 run
Arkansas-Pine Bluff	7	71	2:44	3rd/0:36	AL29	Howard 24 run
Arkansas-Pine Bluff	3	87	1:41	4th/4:47	AL13	Howard 78 run
Arkansas-Pine Bluff	3	20	1:34	4th/2:55	PB20	Leatherwood 7 run
AVERAGE DRIVE	6.8	64.3	2:27			

LONG PLAYS (25-plus yards from scrimmage)

YDS	PLAY	OPPONENT (QTR)
89	Monteri Hunt pass from Aaron Allen (TD)	at McNeese State (2nd)
78	Jarveon Howard run (TD)	Arkansas-Pine Bluff (4th)
73	Jarveon Howard run (TD)	Stephen F. Austin (2nd)
46	Malik Rogers pass from Aaron Allen (TD)	Stephen F. Austin (2nd)
44	Jarveon Howard run (TD)	Arkansas-Pine Bluff (1st)
35	Javonta Leatherwood run	at McNeese State (3rd)
26	Malik Rogers pass from Aaron Allen	at McNeese State (3rd)

DRIVES SUPERLATIVES

MOST PLAYS:	12, twice (last vs. Arkansas-Pine Bluff)	FEWEST PLAYS:	1, three times (last vs. Arkansas-Pine Bluff)
MOST YARDS:	99 vs. Stephen F. Austin	FEWEST YARDS:	(-14) at McNeese State
LONGEST TIME:	4:51 at Tulane	SHORTEST TIME:	0:11 vs. Arkansas-Pine Bluff

RED ZONE

		TIMES IN					RUSH	PASS	-----FAILED TO SCORE INSIDE 20-----						
	SCORE	RED ZONE	SCORES	POINTS	TDS	TDS	TDS	TDS	FGS	FGA	DOWNS	INT	FUM	HALF	GAME
Stephen F. Austin	L, 27-31	3	3	13	1	0	1		2	0	0	0	0	0	0
at Tulane	L, 0-52	0	0	0	0	0	0		0	0	0	0	0	0	0
at McNeese State	W, 30-19	4	4	20	2	2	0		2	0	0	0	0	0	0
Arkansas-Pine Bluff	W, 38-21	2	2	14	2	2	0		0	0	0	0	0	0	0
at Mississippi Valley State															
at Southern (La.)															
Texas Southern															
at Grambling State															
at Prairie View A&M															
Bethune-Cookman															
Jackson State															
TOTALS		9	9	47	5	4	1		4	0	0	0	0	0	0
OPPONENTS		20	14	90	12	9	3		2	2	1	0	2	1	0

SEASON PCT. (OVERALL): 9 of 9 (100%)

SEASON PCT. (TDS): 5 of 9 (55.6%)

SEASON PCT. (FGS): 4 of 9 (44.4%)

SEASON PCT. (NO SCORE): 0 of 9 (0.0%)

2022 STATISTICS (OVERALL: 2-2, SWAC: 1-0, HOME: 1-1, AWAY: 1-1, NEUTRAL: 0-0)

ALCORN INDIVIDUAL GAME HIGHS

Rushes	23	Jarveon Howard vs Arkansas-Pine Bluff (Sep 24, 2022)
Yards Rushing	299	Jarveon Howard vs Arkansas-Pine Bluff (Sep 24, 2022)
TD Rushes	4	Jarveon Howard vs Arkansas-Pine Bluff (Sep 24, 2022)
Long Rush	78	Jarveon Howard vs Arkansas-Pine Bluff (Sep 24, 2022)
Pass attempts	27	Aaron Allen at McNeese State (Sep 17, 2022)
Pass completions	18	Aaron Allen vs Arkansas-Pine Bluff (Sep 24, 2022)
Yards Passing	189	Aaron Allen at McNeese State (Sep 17, 2022)
TD Passes	2	Aaron Allen vs Stephen F. Austin (Sep 03, 2022)
Long Pass	89	Aaron Allen at McNeese State (Sep 17, 2022)
Receptions	5	Malik Rogers at McNeese State (Sep 17, 2022)
Yards Receiving	89	Monterio Hunt at McNeese State (Sep 17, 2022)
TD Receptions	1	Juan Anthony Jr. vs Stephen F. Austin (Sep 03, 2022)
		Malik Rogers vs Stephen F. Austin (Sep 03, 2022)
		Monterio Hunt at McNeese State (Sep 17, 2022)
Long Reception	89	Monterio Hunt at McNeese State (Sep 17, 2022)
Field Goals	3	Noah Kiani at McNeese State (Sep 17, 2022)
Long Field Goal	42	Noah Kiani vs Arkansas-Pine Bluff (Sep 24, 2022)
Punts	10	Noah Kiani at Tulane (Sep 10, 2022)
Long Punt	50	Noah Kiani at Tulane (Sep 10, 2022)
Long Punt Return	0	
Long Kickoff Return	11	Malik Rogers vs Stephen F. Austin (Sep 03, 2022)
Tackles	10	Trevor James vs Stephen F. Austin (Sep 03, 2022)
Sacks	2.0	Terreance Ellis at McNeese State (Sep 17, 2022)
		Malachi Bailey at McNeese State (Sep 17, 2022)
		Devin Dawson at McNeese State (Sep 17, 2022)
		Chris Ballard at McNeese State (Sep 17, 2022)
Tackles For Loss	3.0	Trevor James vs Stephen F. Austin (Sep 03, 2022)
Interceptions	1	Tavarian McCullum at McNeese State (Sep 17, 2022)
		Ernest Woods III at McNeese State (Sep 17, 2022)
		Malcolm Magee vs Arkansas-Pine Bluff (Sep 24, 2022)

ALCORN TEAM GAME HIGHS

Rushes	52	at McNeese State (Sep 17, 2022)
Yards Rushing	396	vs Arkansas-Pine Bluff (Sep 24, 2022)
Yards Per Rush	8.4	vs Arkansas-Pine Bluff (Sep 24, 2022)
TD Rushes	5	vs Arkansas-Pine Bluff (Sep 24, 2022)
Pass attempts	27	at McNeese State (Sep 17, 2022)
Pass completions	18	vs Arkansas-Pine Bluff (Sep 24, 2022)
Yards Passing	189	at McNeese State (Sep 17, 2022)
Yards Per Pass	7.0	at McNeese State (Sep 17, 2022)
TD Passes	2	vs Stephen F. Austin (Sep 03, 2022)
Total Plays	79	at McNeese State (Sep 17, 2022)
Total Offense	495	vs Arkansas-Pine Bluff (Sep 24, 2022)
Yards Per Play	7.1	vs Stephen F. Austin (Sep 03, 2022)
Points	38	vs Arkansas-Pine Bluff (Sep 24, 2022)
Sacks By	10	at McNeese State (Sep 17, 2022)
First Downs	23	vs Arkansas-Pine Bluff (Sep 24, 2022)
Penalties	7	at Tulane (Sep 10, 2022)
Penalty Yards	70	vs Stephen F. Austin (Sep 03, 2022)
Turnovers	1	vs Stephen F. Austin (Sep 03, 2022)
		at Tulane (Sep 10, 2022)
		at McNeese State (Sep 17, 2022)
		vs Arkansas-Pine Bluff (Sep 24, 2022)
Interceptions By	2	at McNeese State (Sep 17, 2022)
Punts	10	at Tulane (Sep 10, 2022)
Long Punt	50	at Tulane (Sep 10, 2022)
Long Punt Return	0	

OPPONENT INDIVIDUAL GAME HIGHS

Rushes	18	Kayvon Britten, vs Arkansas-Pine Bluff (Sep 24, 2022)
Yards Rushing	110	Kayvon Britten, vs Arkansas-Pine Bluff (Sep 24, 2022)
TD Rushes	2	Kayvon Britten, vs Arkansas-Pine Bluff (Sep 24, 2022)
Long Rush	36	Kayvon Britten, vs Arkansas-Pine Bluff (Sep 24, 2022)
Pass attempts	33	Knox Kadum, at McNeese State (Sep 17, 2022)
Pass completions	18	Trae Self, vs Stephen F. Austin (Sep 03, 2022)
Yards Passing	318	Michael Pratt, at Tulane (Sep 10, 2022)
TD Passes	3	Trae Self, vs Stephen F. Austin (Sep 03, 2022)
		Michael Pratt, at Tulane (Sep 10, 2022)
Long Pass	72	Michael Pratt, at Tulane (Sep 10, 2022)
Receptions	6	C. Cochran, vs Arkansas-Pine Bluff (Sep 24, 2022)
Yards Receiving	130	Shae Wyatt, at Tulane (Sep 10, 2022)
TD Receptions	1	Moe Wedman, vs Stephen F. Austin (Sep 03, 2022)
		Josh Thompson, vs Stephen F. Austin (Sep 03, 2022)
		Lawton Rikel, vs Stephen F. Austin (Sep 03, 2022)
		Shae Wyatt, at Tulane (Sep 10, 2022)
		Jha. Jackson, at Tulane (Sep 10, 2022)
		Tyrick James, at Tulane (Sep 10, 2022)
		Kameran Senegal, at McNeese State (Sep 17, 2022)
Long Reception	72	Shae Wyatt, at Tulane (Sep 10, 2022)
Field Goals	1	Chris Campos, vs Stephen F. Austin (Sep 03, 2022)
		Kriston Esnard, at Tulane (Sep 10, 2022)
		Garrison Smith, at McNeese State (Sep 17, 2022)
Long Field Goal	47	Chris Campos, vs Stephen F. Austin (Sep 03, 2022)
Punts	7	Callum Eddings, at McNeese State (Sep 17, 2022)
		Josh Sanchez, vs Arkansas-Pine Bluff (Sep 24, 2022)
Long Punt	53	Callum Eddings, at McNeese State (Sep 17, 2022)
Long Punt Return	23	Xavier Gipson, vs Stephen F. Austin (Sep 03, 2022)
Long Kickoff Return	33	Lenard Lemons, vs Stephen F. Austin (Sep 03, 2022)
Tackles	15	Kordell William, at McNeese State (Sep 17, 2022)
Sacks	1.0	Corey Platt Jr., at Tulane (Sep 10, 2022)
		Micah Davey, at McNeese State (Sep 17, 2022)
		Masry Mapieu, at McNeese State (Sep 17, 2022)
		C.J. Semien, at McNeese State (Sep 17, 2022)
Tackles For Loss	2.0	Patrick Jenkins, at Tulane (Sep 10, 2022)
		Kordell William, at McNeese State (Sep 17, 2022)
Interceptions	1	Myles Heard, vs Stephen F. Austin (Sep 03, 2022)
		Dorian Williams, at Tulane (Sep 10, 2022)

OPPONENT TEAM GAME HIGHS

Rushes	46	vs Stephen F. Austin (Sep 03, 2022)
Yards Rushing	198	vs Arkansas-Pine Bluff (Sep 24, 2022)
Yards Per Rush	5.8	vs Arkansas-Pine Bluff (Sep 24, 2022)
TD Rushes	4	at Tulane (Sep 10, 2022)
Pass attempts	33	at McNeese State (Sep 17, 2022)
Pass completions	25	at Tulane (Sep 10, 2022)
Yards Passing	399	at Tulane (Sep 10, 2022)
Yards Per Pass	12.9	at Tulane (Sep 10, 2022)
TD Passes	3	vs Stephen F. Austin (Sep 03, 2022)
		at Tulane (Sep 10, 2022)
Total Plays	76	vs Stephen F. Austin (Sep 03, 2022)
Total Offense	558	at Tulane (Sep 10, 2022)
Yards Per Play	7.4	at Tulane (Sep 10, 2022)
Points	52	at Tulane (Sep 10, 2022)
Sacks By	3	at McNeese State (Sep 17, 2022)
First Downs	30	at Tulane (Sep 10, 2022)
Penalties	11	vs Stephen F. Austin (Sep 03, 2022)
Penalty Yards	115	vs Stephen F. Austin (Sep 03, 2022)
Turnovers	3	at McNeese State (Sep 17, 2022)
Interceptions By	1	vs Stephen F. Austin (Sep 03, 2022)
		at Tulane (Sep 10, 2022)
Punts	7	at McNeese State (Sep 17, 2022)
		vs Arkansas-Pine Bluff (Sep 24, 2022)
Long Punt	53	at McNeese State (Sep 17, 2022)
Long Punt Return	23	vs Stephen F. Austin (Sep 03, 2022)



PARTICIPATION

NO	GP/GS	PLAYER	SFA	TUL	MSU	UAPB	MVSU	SOU	TXSU	GSU	PVAM	BCU	JSU
7	4/2	Tim McNair Jr.	XXX	XXX	START	START							
1	3/-	Tevarrius Adams	...	XXX	XXX	XXX							
4	4/4	Aaron Allen	START	START	START	START							
16	4/4	Juan Anthony	START	START	START	START							
44	4/4	Malachi Bailey	START	START	START	START							
99	3/-	Chris Ballard	...	XXX	XXX	XXX							
52	3/-	Jayden Barfield	...	XXX	XXX	XXX							
13	3/1	Macarius Blount	...	XXX	XXX	START							
3	4/3	CJ Bolar	START	START	XXX	START							
60	1/-	Jerome Boulden	...	XXX							
83	1/-	Kendrick Brown	XXX	...							
66	1/1	Ronald Brown	START	...							
12	3/-	Mason Caldwell	...	XXX	XXX	XXX							
56	4/3	Steve Carter	START	START	XXX	START							
32	2/2	Claudin Cherelus	START	START							
98	2/1	Andrew Cole	START	XXX							
8	3/-	Napoleon Collier	...	XXX	XXX	XXX							
11	1/-	Joshua Compton	...	XXX							
4	1/-	Emanuel Dabney	...	XXX							
59	4/4	Devin Dawson	START	START	START	START							
53	3/1	Tait Deer	XXX	START	XXX	...							
11	1/-	Jaquez Dew	...	XXX							
5	4/-	Niko Duffey	XXX	XXX	XXX	XXX							
81	1/-	Alvin Edney	...	XXX							
2	4/2	Terreance Ellis	XXX	XXX	START	START							
88	1/-	Dylan Fischer	...	XXX							
49	3/-	Malik Gaither	...	XXX	XXX	XXX							
69	1/-	Rashawn Gallaspy	...	XXX							
97	1/-	Talon Gamble	...	XXX							
21	3/-	Lorenzo Garcia	...	XXX	XXX	XXX							
36	3/-	Charles Gonzales	XXX	XXX	...	XXX							
84	2/-	Jerimiah Green	...	XXX	XXX	...							
85	4/4	Tavarious Griffin	START	START	START	START							
24	1/-	D'Marious Hicks	XXX	...							
74	1/-	Octavian Hollins	...	XXX							
0	4/4	Jarveon Howard	START	START	START	START							
64	1/-	Zach Humes	...	XXX							
14	4/1	Monterio Hunt	XXX	XXX	START	XXX							
71	1/-	Roy Lee III	...	XXX							
46	4/2	Trevor James	XXX	XXX	START	START							
23	1/1	Gino Johnson	...	START							
92	4/2	Kee Wayne Jones	XXX	XXX	START	START							
10	2/1	Manny Jones	START	XXX							
15	1/-	Skyler Jordan	...	XXX							
34	3/-	Kamaurja Kenney	...	XXX	XXX	XXX							
14	4/4	Calvontay Key	START	START	START	START							
17	4/-	Noah Kiani	XXX	XXX	XXX	XXX							
5	4/3	Keyron Kinsler, Jr.	START	START	START	XXX							
25	3/-	Javonta Leatherwood	...	XXX	XXX	XXX							
75	1/-	Jamaul Lofton	...	XXX							
91	3/-	Jason Longcor	...	XXX	XXX	XXX							
19	4/2	Malcolm Magee	START	START	XXX	XXX							
42	1/-	Gabe Marable	...	XXX							
18	3/2	Tavarian McCullum	...	XXX	START	START							
29	4/-	Robert McDaniel	XXX	XXX	XXX	XXX							
6	4/1	Akeem McNair	XXX	START	XXX	XXX							
10	3/2	Wallace Melton	START	START	XXX	...							

PARTICIPATION

NO	GP/GS	PLAYER	SFA	TUL	MSU	UAPB	MVSU	SOU	TXSU	GSU	PVAM	BCU	JSU
62	4/4	Michael Moment	START	START	START	START							
38	3/3	Rasul Muhammad	...	START	START	START							
20	3/-	Chad Peters	...	XXX	XXX	XXX							
41	1/-	Jaylon Pitts	...	XXX							
17	1/-	Markevion Quinn	...	XXX							
72	4/4	Will Ready	START	START	START	START							
20	1/-	Carson Reed	...	XXX							
67	1/-	Deonta Reed	XXX	...							
51	4/1	Santonial Rice	START	XXX	XXX	XXX							
23	1/-	Brandon Rogers	...	XXX							
20	3/-	Malik Rogers	XXX	...	XXX	XXX							
31	3/-	Equandric Ross	...	XXX	XXX	XXX							
40	2/-	Sheldon Russ	...	XXX	XXX	...							
78	1/1	Eric Sherrod	START							
21	4/-	Andrew Smith	XXX	XXX	XXX	XXX							
58	3/3	Tyler Smith	...	START	START	START							
68	3/3	Braxton Spells	...	START	START	START							
16	2/-	Cameron Stoudamire	...	XXX	...	XXX							
25	2/-	Edwin Summerour	...	XXX	XXX	...							
28	2/-	Kobe Towns	...	XXX	XXX	...							
3	3/1	Derrick Travis	START	XXX	...	XXX							
57	1/-	Kodi Travis	...	XXX							
95	2/-	Trevor Vines	...	XXX	...	XXX							
33	4/1	Mikail Webb	START	XXX	XXX	XXX							
45	2/-	Je. Williams	...	XXX	XXX	...							
12	2/-	Kole Williams	...	XXX	XXX	...							
26	4/2	Ernest Woods	XXX	XXX	START	START							
79	4/4	T.J. Yarbrough	START	START	START	START							



The Last Time Alcorn State...

Won a game in overtime: Never accomplished

Lost a game in overtime: at Grambling State, 19-16, 2019

Played a game with two or more overtimes: vs. Alabama State, 5 OTs (L – 28-25), 2018

shut out its opponent: Mississippi Valley State, 59-0, 2017

was shut out by an opponent: at Tulane, 52-0, 2022

rushed for 300 yards: 396 vs. Arkansas-Pine Bluff, 2022

rushed for 400 yards: 408 vs. Alabama State, 2018

rushed for 500 yards: 502 vs. Alabama A&M, 2015

had less than 25 rushes: 16, vs. McNeese State, 2017

had less than 50 yards rushing: 32 at South Alabama, 2021

had less than 100 yards rushing: 60 at Tulane, 2022

attempted less than 10 passes: 7 at Southern, 2015

attempted 40 passes: 48 at Grambling State, 2019

attempted 50 passes: 51 at Delaware State, 1995

attempted 80 passes: 82 at Youngstown State, 1994

completed less than five passes: 2 vs. Alabama A&M, 2015

completed 25 passes: 25 vs. Prairie View A&M, 2019

completed 30 passes: 30 vs. Arkansas-Pine Bluff, 2016

completed 50 passes: 52 at Youngstown State, 1994

had less than 50 yards passing: 49 at Tulane, 2022

passed for 300 yards: 369, at Arkansas-Pine Bluff, 2021

passed for 400 yards: 431 vs. McNeese State, 2017

passed for 500 yards: 587 vs. Southern, 1994

had less than 100 yards of total offense: N/A

had less than 200 yards of total offense: 109 at Tulane, 2022

had 500 yards of total offense: 510 at Arkansas-Pine Bluff, 2021

had 600 yards of total offense: 654 at New Mexico State, 2018

had 700 yards of total offense: 746 vs. Mississippi Valley State, 2017

had less than 10 first downs: 4 at Tulane, 2022

had 30 first downs: 33 at New Mexico State, 2018

did not punt: at New Mexico State, 2018

punted 10 times: 10 at Tulane, 2022

had four turnovers: at Southern, 2015

had five turnovers: vs. Mississippi Valley State, 2019

lost five fumbles: vs. Mississippi Valley State, 2019

threw six interceptions: 6 at Troy, 2008

was not penalized: Never accomplished

was penalized 10 times: 10 at South Alabama, 2021

was penalized 15 times: 15 at Alabama A&M, 2018

accumulated 100 yards of penalties: 110 vs. Savannah State, 2019

scored 50 points: 56 at Mississippi Valley State, 2018

scored 60 points: 61 at Mississippi Valley State, 2016

scored 70 points: 78 vs. Louisiana College, 2018

trailed after three quarters, but rallied to win: Trained at Arkansas-Pine Bluff, 32-26, and rallied to win, 39-38, in 2021

came from 10 points behind on the road to win: Trained at Arkansas-Pine Bluff, 32-13, and rallied to win 39-38, in 2021

had possession time of 40 minutes: 41:31 at Texas Southern, 2021

scored four touchdowns in a quarter: vs. Louisiana College, 2018 (1st quarter)

ran 80 plays in a game: 83, at Texas Southern, 2021

ran 90 plays in a game: 91 at New Mexico State, 2018

did not fumble: at Tulane, 2022

did not fumble and the opponent did not fumble: vs. North Carolina A&T, 2018 (Celebration Bowl)

had back-to-back games without a fumble: vs. Stephen F. Austin & at Tulane, 2022

had three-straight games without a fumble: N/A

The Last Time a Brave...

had 25 carries in a game: 26 by Stafford Anderson at Bethune-Cookman, 2021

had 30 carries in a game: N/A

had 40 carries in a game: 41 by Rodney Thomas vs. Prairie View A&M, 1998

ran for 100 yards: 115 by Stafford Anderson at Bethune-Cookman, 2021

ran for 150 yards: 167 by De'Shawn Waller vs. North Carolina A&T (Atlanta, Ga.), 2018

ran for 200 yards: 214 by De'Shawn Waller vs. Alabama State, 2018

ran for 250 yards: 299 by Jarveon Howard vs. Arkansas-Pine Bluff, 2022

had a 50-yard scoring run: 59 by Noah Johnson vs. North Carolina A&T (Atlanta, Ga.), 2018

had a 50-yard non-scoring run: 54 by De'Shawn Waller vs. North Carolina A&T (Atlanta, Ga.), 2018

had a 60-yard scoring run: 67 by Niko Duffer at Alabama State, 2019

had a 60-yard non-scoring run: 65 by Niko Duffey vs. Grambling State, 2021

had a 70-yard scoring run: 73 by Jarveon Howard vs. Stephen F. Austin, 2022

had a 75-yard scoring run: 78 by Jarveon Howard vs. Arkansas-Pine Bluff, 2022

had an 80-yard scoring run: 83 by De'Shawn Waller vs. Southern, 2018

had an 90-yard scoring run: 92 by Noah Johnson at Alabama A&M, 2018

had two players gain 100 yards rushing: De'Shawn Waller (167) and Noah Johnson (120) vs. North Carolina A&T (Atlanta, Ga.), 2018

had three players gain 100 yards rushing: P.J. Simmons (210), Noah Johnson (139) and Marquise Forman (119) at Mississippi Valley State, 2018

quarterback rushed for 100 yards: 120 by Noah Johnson vs. North Carolina A&T (Atlanta, Ga.), 2018

wide receiver rushed for 100 yards: 120 by Marquis Warford vs. Grambling State, 2015

rushed and passed for 100 yards: Noah Johnson vs. North Carolina A&T (Atlanta, Ga.), 2018 (128 passing, 120 rushing)

attempted 40 passes: 42 by Felix Harper vs. North Carolina A&T (Atlanta, Ga.), 2019

attempted 45 passes: 48 by Felix Harper at Grambling State, 2019

attempted 60 passes: 60 by Tim Buckley at Alabama State, 2009

attempted 80 passes: 82 by Steve McNair at Youngstown State (FCS Playoffs – First Round), 1994

completed 25 passes: 25 by Felix Harper vs. North Carolina A&T (Atlanta, Ga.), 2019

completed 30 passes: 30 by Noah Johnson vs. Arkansas-Pine Bluff, 2016

completed 50 passes: 52 by Steve McNair at Youngstown State (FCS Playoffs – First Round), 1994

passed for 300 yards: 300 by Felix Harper at Bethune-Cookman, 2021

passed for 400 yards: 424 by Lenorris Footman vs. McNeese State, 2017

passed for 500 yards: 587 by Steve McNair vs. Southern, 1994

threw three scoring passes: 3 by Felix Harper at Texas Southern, 2021

threw four scoring passes: 4 by Felix Harper at Southern, 2021

threw five scoring passes: 5 by Felix Harper vs. Savannah State, 2019

threw six scoring passes: 6 by Felix Harper vs. Mississippi Valley State, 2019

threw seven scoring passes: 7 by Noah Johnson at Mississippi Valley State, 2016

player threw a 75-yard TD pass: 77 by John Gibbs Jr. to Charles Hughes vs. Virginia-Lynchburg, 2014

quarterback came off the bench to lead team to win: Noah Johnson vs. Alabama State, 2016, replaced starter Lenorris Footman

had 50 plays, running and passing: 51 by Felix Harper vs. North Carolina A&T (Atlanta, Ga.) – (42 passes, 9 rushes)

caught 10 passes: 11 by Jaborian McKenzie vs. Arkansas-Pine Bluff, 2016

caught 15 passes: 15 by Edward Johnson at Alabama State, 2009

had 100 yards receiving: 119 by LeCharles Pringle vs. Prairie View A&M, 20210

had 150 yards receiving: 151 by C.J. Bolar at Arkansas-Pine Bluff, 2021

had 200 yards receiving: 253 by Norlando Veals vs. Mississippi Valley State, 2017

had 300 yards receiving: 316 by Marcus Hinton at Tennessee-Chattanooga, 1994

had two players gain 100 yards receiving: C.J. Bolar (151) and LeCharles Pringle (126) at Arkansas-Pine Bluff, 2021

had 300 yards of total offense: 301 by Jarveon Howard vs. Arkansas-Pine Bluff, 2022

had 400 yards of total offense: 401 by Felix Harper vs. Mississippi Valley State, 2019

had 600 yards of total offense: 649 by Steve McNair vs. Southern 1994

scored three touchdowns: 3 by Stafford Anderson at Bethune-Cookman, 2021

scored four touchdowns: 4 by Jarveon Howard vs. Arkansas-Pine Bluff, 2022

scored three touchdowns of 25 yards or more: Norlando Veals (38-yard reception, 51-yard reception, 52-yard reception) at Mississippi Valley State, 2016

ran for three touchdowns: 3 by Stafford Anderson at Bethune-Cookman, 2021

ran for four touchdowns: 4 by Jarveon Howard vs. Arkansas-Pine Bluff, 2022

accounted for five touchdowns: 5 by Felix Harper (3 pass, 2 rush) vs. North Carolina A&T (Atlanta, Ga.), 2019

caught three touchdown passes: 3 by LeCharles Pringle vs. Mississippi Valley State, 2019

caught four touchdown passes: 4 by Donald Ray Ross at Tennessee-Chattanooga, 1994

scored a touchdown in the final minute of regulation to win: Felix Harper pass to Tim McNair Jr. for 3 yards, vs. Prairie View A&M, 2019

a non-quarterback completed a pass: Norlando Veals to Lenorris Footman for 7 yards vs. McNeese State, 2017

a non-quarterback threw a touchdown pass: Norlando Veals to Lenorris Footman for 7 yards vs. McNeese State, 2017

a non-quarterback threw a touchdown pass to a quarterback: Norlando Veals to Lenorris Footman for 7 yards vs. McNeese State, 2017

returned a kickoff for a touchdown: Javen Morrison, 89 yards vs. Southern, 2019

returned a punt for a touchdown: Marquis Warford vs. Miles, 72 yards, 2017

returned an interception for a touchdown: Taurence Wilson vs. Southern, 53 yards, 2019

returned a fumble for a touchdown: Damon Watkins, 24 yards vs. Mississippi Valley State, 2015

recovered a fumble in the end zone for a touchdown: Jason Longcor at South Alabama, 2021

blocked a punt: Theron Bonds at Alabama A&M, 2018

blocked a punt for a touchdown: Jonathon Hauer blocked a Matthew Guth punt and Alvin Wilson returned it 8 yards for a touchdown vs. Louisiana College, 2018

blocked a field goal: Leishaun Ealey at Jackson State, 2017

blocked an extra point attempt: Keyron Kinsler Jr. at Arkansas-Pine Bluff, 2021

had a 60-yard punt: 62 by Robens Beauplan at Jackson State, 2021

had a 70-yard punt: 70 by Haiden McCraney at Grambling State, 2016

kicked a 50-yard field goal: George Green Jr., 50 yards vs. Alabama State, 1984

kicked four field goals: 4 by Corey McCullough vs. Alabama A&M, 2017

scored a two-point conversion: Niko Duffey pass from Felix Harper at Southern, 2021

had two interceptions: Solomon Muhammad at Alabama State, 2019

had three interceptions: Warren Gatewood vs. Grambling State, 2015

had four interceptions: Elbert Fowles Jr. vs. Mississippi Valley State, 1982

had two interceptions in the same quarter: Quinton Cantue, 2nd quarter, at Jackson State, 2013

defensive lineman scored a touchdown: defensive end Kenry Tolbert returned a fumble 24 yards for a touchdown vs. Edward Waters, 2013

had 15 or more tackles: 18 by Solomon Muhammad vs. Prairie View A&M, 2019

had three sacks: Darien Moody vs. Alabama A&M, 2015

had four sacks: 4.5 by Terry Whittington vs. Grambling State, 2018

had five sacks: by Bryant Mix vs. Texas Southern, 1995

scored a safety: Jonathon Hauer tackled Alabama A&M punter Spencer Corey in the end zone after a blocked punt by Theron Bonds, 2018

returned a blocked extra point for two points: Qwynnterio Cole at Mississippi Valley State, 2018

2022 ALCORN STATE BRAVES ROSTER

ALPHABETICAL ROSTER			NUMERICAL ROSTER						
NO	NAME	POS	NO	NAME	POS	HT	WT	CL.-EXP	HOMETOWN / HIGH SCHOOL (PREVIOUS SCHOOL)
1	Tevarrius Adams	WR	0	Jarveon Howard	RB	5-10	200	R-Sr.	Columbia, Miss./East Marion HS (Syracuse)
4	Aaron Allen	QB	1	Tevarrius Adams	WR	6-1	190	Sr.	Meridian, Miss./Meridian HS
16	Juan Anthony Jr.	WR	2	Malik Rodgers	WR	5-10	170	Grad.	Pearland, Texas/Shadow Creek HS (Tulsa)
44	Malachi Bailey	DL	2	Terreance Ellis	LB	6-2	211	Jr.	Pearland, Texas/Shadow Creek HS (Rice)
99	Chris Ballard	DL	3	CJ Bolar	WR	6-1	190	R-Sr.	Purvis, Miss./Purvis HS (Vanderbilt)
52	Jayden Barfield	LB	3	Derrick Travis	DB	6-1	175	Sr.	Poplarville, Miss./Poplarville HS (Louisiana-Monroe)
13	Macarius Blount	DB	4	Aaron Allen	QB	6-1	200	R-Sr.	Missouri City, Texas/Ridge Point HS (Louisiana Tech)
3	CJ Bolar	WR	4	Emanuel Dabney	DB	6-0	180	Sr.	Jackson, Miss./Callaway HS (Liberty)
60	Jerome Boulden II	DL	5	Niko Duffey	RB	5-11	175	Sr.	Tampa, Fla./Jefferson HS
83	Kendrick Brown	WR	5	Keyron Kinsler Jr.	DB	5-11	185	R-Sr.	Micanopy, Fla./North Marion HS
66	Ronald Brown	OL	6	Akeem McNair	WR	5-9	200	Sr.	Collins, Miss./Collins HS
12	Mason Caldwell	P/K	7	Tim McNair Jr.	WR	6-2	185	Grad.	Collins, Miss./Prentiss HS
56	Steve Carter	OL	8	LaDarius Fair	WR	6-2	185	Jr.	Desoto, Texas/Lancaster HS
32	Claudin Chereus	LB	8	Napoleon Collier	DB	5-9	175	Jr.	Ridgeland, Miss./Ridgeland HS (Northwest Mississippi CC)
98	Andrew Cole	DL	10	Manny Jones	WR	5-7	170	R-Sr.	Amory, Miss./Amory HS (Jones CC)
8	Napoleon Collier	DB	10	Wallace Melton	DB	6-1	190	Sr.	Phenix City, Ala./Central HS (Independence CC)
11	Joshua Compton	WR	11	Joshua Compton	WR	6-3	175	Jr.	Pearland, Texas/Dawson HS
70	Zyrus Craft	OL	11	Jaquez Dew	LB	6-2	210	Jr.	Ellenwood, Ga./Whitfield Academy (Lenoir-Rhyne)
4	Emanuel Dabney	DB	12	Kole Williams	QB	6-2	200	Jr.	Montgomery, Ala./Carver HS
59	Devin Dawson	DL	12	Mason Caldwell	P/K	5-9	159	Sr.	Lake Charles, La./Barbe HS (McNeese State)
53	Tait Deer	DL	13	Tre Lawrence	QB	6-3	185	Jr.	Jacksonville, Fla./Mandarin HS
11	Jaquez Dew	LB	13	Macarius Blount	DB	6-0	190	R-Sr.	Phoenix, Ariz./Mountain Pointe HS (Pima CC)
5	Niko Duffey	RB	14	Monterio Hunt	WR	6-1	188	R-Sr.	Walnut, Miss./Walnut HS (Rutgers)
24	Edward Dunigan	RB	14	Calvontay Key	DB	6-2	165	R-Sr.	Gainesville, Fla./Eastside HS
81	Alvin Edney	WR	15	Skyler Jordan	WR	6-3	205	Soph.	Lilburn, Ga./Providence Christian Academy
2	Terreance Ellis	LB	16	Juan Anthony Jr.	WR	6-0	185	R-Sr.	Woodville, Miss./Wilkinson County HS
8	LaDarius Fair	WR	16	Cameron Stoudamire	DB	6-1	180	Sr.	Lawrenceville, Ga./Roosevelt HS (Butler CC)
88	Dylan Fischer	TE	17	Markevion Quinn	QB	6-3	195	Grad.	Ruleville, Miss./Ruleville Central HS (Memphis)
73	Connor Foy	OL	17	Noah Kiani	K	5-11	145	Soph.	New Brighton, Minn./Irondale HS
49	Malik Gaither	LB	18	Paul Hargrave	QB	6-2	205	Sr.	Natchez, Miss./Natchez HS (Copiah-Lincoln CC)
69	Rashawn Gallaspy	OL	18	Tavian McCullum	DB	6-3	210	R-Sr.	Collins, Miss./Collins HS (Copiah-Lincoln CC)
97	Talon Gamble	DL	19	Tyson Keys	TE	6-1	255	Sr.	Hattiesburg, Miss./Oak Grove HS (Northwest Mississippi CC)
21	Lorenzo Garcia	K	19	Malcolm Magee	DB	6-0	190	R-Sr.	Collins, Miss./Ocean Springs HS (Colorado State)
36	Charles Gonzales	DL	20	Chad Peters	DB	6-0	185	Sr.	Ellisville, Miss./South Jones HS (Southwest Mississippi CC)
84	Jeremiah Green	TE	21	Lorenzo Garcia	K	5-10	165	Fr.	Austin, Texas/Austin HS
85	Tavarious Griffin	TE	21	Andrew Smith	DB	5-11	185	Jr.	Mansfield, Texas/Mansfield Legacy HS (Cisco CC)
80	Daelyn Haney	WR	23	Brandon Rogers	RB	5-8	175	Soph.	Arlington, Texas/Arlington HS
18	Paul Hargrave	QB	23	Gino Johnson	DB	5-10	185	Jr.	Gulfport, Miss./Harrison Central HS
24	D'Marious Hicks	DB	24	Edward Dunigan	RB	5-7	181	Fr.	Canton, Miss./Germantown HS
82	Tyler Hill	WR	24	D'Marious Hicks	DB	5-9	165	Sr.	Port Gibson, Miss./Port Gibson HS
74	Octavian Hollins	OL	25	Javonta Leatherwood	RB	5-11	190	Jr.	Tuscaloosa, Ala./Central HS
0	Jarveon Howard	RB	25	Edwin Summerour	DB	5-11	180	R-Jr.	Athens, Ga./Clarke Central HS (Murray State)
86	Kortlon Hubbard	WR	26	Ernest Woods III	DB	5-11	210	R-Sr.	Natchez, Miss./Natchez HS (East Mississippi CC)
64	Zach Humes	OL	27	Geoffrey McKelton	DB	6-1	182	Fr.	Pahokee, Fla./Pahokee HS (Palmetto Prep Academy)
14	Monterio Hunt	WR	28	Jacorian Sewell	RB	5-10	185	Soph.	Natchez, Miss./Adams County Christian School
46	Trevor James	LB	28	Kobe Towns	DB	6-0	180	Jr.	Fort Valley, Ga./Peach County HS
23	Gino Johnson	DB	29	Malik Shelley	WR	5-11	205	Sr.	Vicksburg, Miss./Vicksburg HS/ (ones College)
96	Cameron Jones	DL	29	Robert McDaniel	DB	6-2	205	Jr.	Jackson, Miss./Terry HS (Mississippi Gulf Coast CC)
92	Kee Wayne Jones	DL	31	Equandric Ross	LB	6-1	220	Sr.	Prentiss, Miss./Jefferson Davis County HS (East Central CC)
10	Manny Jones	WR	32	Claudin Chereus	LB	6-2	195	R-Sr.	Golden Gate, Fla./Golden Gate HS (Massachusetts)
15	Skyler Jordan	WR	33	Mikail Webb	LB	6-0	230	Grad.	Cleveland, Miss./Columbia HS (Mississippi Gulf Coast CC)
34	Kamaurja Kenney	DL	34	Kamaurja Kenney	DL	6-2	250	Sr.	Dallas, Texas/Duncanville HS (Trinity Valley CC)
14	Calvontay Key	DB	36	Charles Gonzales	DL	6-3	250	Jr.	Midland, Texas/Midland Legacy HS (Cisco CC)
19	Tyson Keys	TE	38	Rasul Muhammad	DB	6-1	170	Jr.	Memphis, Tenn./Memphis Central HS
17	Noah Kiani	K	40	Sheldon Russ	LB	6-0	210	Soph.	Theodore, Ala./Theodore HS
5	Keyron Kinsler Jr.	DB	41	Jaylon Pitts	DB	6-0	195	R-Sr.	Baton Rouge, La./Scotlandville HS
13	Tre Lawrence	QB	42	Gabe Marable	DL	6-3	240	Fr.	Geismar, La./Dutchtown HS
25	Javonta Leatherwood	RB	44	Malachi Bailey	DL	6-2	260	Jr.	Atlanta, Ga./Miller Grove HS (Independence CC)
71	Roy Lee III	DL	45	Jeremias Williams	LB	6-1	215	Jr.	Montgomery, Ala./Park Crossing HS
75	Jamaul Lofton	OL	46	Trevor James	LB	6-0	205	Sr.	Jacksonville, Fla./Lee HS
91	Jason Longcor	LS	49	Malik Gaither	LB	6-2	205	Jr.	Stockbridge, Ga./Woodland HS
19	Malcolm Magee	DB							



2022 ALCORN STATE BRAVES ROSTER

NUMERICAL ROSTER

NO	NAME	POS	HT	WT	CL.-EXP	HOMETOWN / HIGH SCHOOL (PREVIOUS SCHOOL)
51	Santonial Rice	LB	6-3	220	Sr.	Lake Providence, La./General Trass HS
52	Jayden Barfield	LB	6-2	225	Sr.	New Orleans, La./John Curtis Christian School
53	Tait Deer	DL	6-2	270	Jr.	McComb, Miss./McComb HS (East Mississippi CC)
55	Juandaris Reed	OL	6-3	310	R-Sr.	Opp, Ala./Opp HS/Southwest CC
56	Steve Carter	OL	6-3	300	Sr.	Cedar Hill, Texas/Cedar Hill HS
57	Kodi Travis	OL	6-6	350	R-Sr.	Canton, Miss./Canton HS
58	Tyler Smith	DL	6-3	255	R-Sr.	Cleveland, Miss./Cleveland Central HS (Arkansas-Pine Bluff)
59	Devin Dawson	DL	6-3	285	Jr.	Little Elm, Texas/Lone Star HS
60	Jerome Boulden II	DL	5-6	270	Sr.	Houston, Texas/George Bush HS
62	Michael Moment	OL	6-3	315	Jr.	Tampa, Fla./Tampa Bay Tech HS
64	Zach Humes	OL	6-2	325	Soph.	Arlington, Texas/Mansfield Timberview HS
66	Ronald Brown	OL	6-2	315	Jr.	Gainesville, Fla./Gainesville HS (Mississippi Delta CC)
67	Deonta Reed	OL	6-2	330	Jr.	Picayune, Miss./Picayune HS
68	Braxton Spells	OL	6-3	320	R-Sr.	Terry, Miss./Terry HS (Copiah-Lincoln CC)
69	Rashawn Gallaspy	OL	6-4	295	Jr.	Slidell, La./Salmen HS (Copiah-Lincoln CC)
70	Zyrus Craft	OL	6-6	365	Fr.	Mount Olive, Miss./Mount Olive HS
70	Steffon Savage	DL	6-0	220	Grad.	Port Gibson, Miss./Port Gibson HS
71	Roy Lee III	DL	6-0	230	R-Sr.	McComb, Miss./McComb HS
72	Will Ready	OL	6-3	325	R-Sr.	Mansfield, Texas/Lake Ridge HS
73	Connor Foy	OL	6-2	290	Fr.	Pearl, Miss./Pearl HS
74	Octavian Hollins	OL	6-5	365	Sr.	Yazoo City, Miss./Yazoo County HS (East Mississippi CC)
75	Jamaul Lofton	OL	6-5	314	R-Sr.	Batesville, Miss./South Panola HS (Northwest CC)
76	London McGowen	OL	6-5	270	Jr.	Horn Lake, Miss./Horn Lake HS
77	Alex Middleton	DL	6-1	311	Soph.	Moss Point, Miss./Moss Point HS
78	Eric Sherrod	OL	6-4	300	R-Sr.	Columbus, Miss./Columbus HS (Northeast Mississippi CC)
79	T.J. Yarbrough	OL	6-3	275	R-Sr.	Louisville, Miss./Louisville HS (Itawamba CC)
80	Daelyn Haney	WR	6-2	213	Fr.	Kentwood, La./Sumner HS
81	Alvin Edney	WR	5-10	180	R-Sr.	Flowood, Miss./Northwest Rankin HS
82	Tyler Hill	WR	5-7	145	Fr.	Nettleson, Miss./Nettleson HS
83	Kendrick Brown	WR	6-2	195	Sr.	Meridian, Miss./Meridian HS
84	Jeremiah Green	TE	6-4	240	R-Sr.	Houston, Texas/George Bush HS
85	Tavarious Griffin	TE	6-3	215	Jr.	Tallassee, Ala./Tallassee HS
86	Kortlon Hubbard	WR	6-0	190	R-Sr.	Jackson, Miss./Forest Hill HS (Jackson State)
88	Dylan Fischer	TE	6-2	220	Fr.	Burnsville, Minn./Burnsville HS
89	Josh Perkins	WR	6-2	202	Sr.	Byram, Miss./Terry HS (East Central CC)
91	Jason Longcor	LS	6-3	240	Soph.	Harrisonburg, Va./Turner Ashby HS
92	Kee Wayne Jones	DL	6-1	300	R-Sr.	Natchez, Miss./Natchez HS
94	Cornelius Mann Jr.	DL	6-2	200	Sr.	West Palm Beach, Fla./Palm Beach Lakes HS
95	Trevor Vines	DL	6-3	290	Sr.	Lafayette, Ala./Lafayette HS
96	Cameron Jones	DL	6-1	250	Jr.	Frisco, Texas/Lone Star HS
97	Talon Gamble	DL	6-3	285	R-Sr.	Columbus, Ga./Northside HS (Kennesaw State)
98	Andrew Cole	DL	6-4	320	R-Sr.	Somerville, Tenn./Fayette Ware HS (Southern Miss)
99	Chris Ballard	DL	6-2	270	Jr.	Dallas, Texas/Mansfield Timberview HS (Riverside CC)

COACHING STAFF

Head Coach: Fred McNair (Sixth season | Alcorn State, 1992)

Co-Defensive Coordinator/Cornerbacks: Cedric Thomas (First season | Arkansas-Pine Bluff, 2001)

Co-Defensive Coordinator/Defensive Line: Jonathan Bradley (First season | Arkansas State, 2011)

Co-Offensive Coordinator/Offensive Line: Elliott Wratten (Sixth season | Indiana, 2013)

Co-Offensive Coordinator: Jason Phillips (Fourth season | Tusculum)

Wide Receivers: Leroy Frederick

Defensive Run Game Coordinator/Linebackers: Deion Robinson (First season | Alcorn State, 2016)

Defensive Pass Game Coordinator/Safeties: Torenzo Quinn (First season | Memphis, 2010)

Special Teams Coordinator/Tight Ends: Lane Powell (Fourth season | Missouri State, 1989)

Running Backs: Ryan Busz (Third season | Indiana, 2014)

Nickels: Matthew Brown (First season | Alcorn State, 2019)

SUPPORT STAFF

Director of Football Operations: Leroy Frederick

Quality Control (Offense/Defense): Ronald Williams

Assistant Football Operations: Elliott Wratten

Director of Sport Performance: Barry Grant, Jr.

Director of Sports Medicine: Roderick Young

Equipment Coordinator (Graduate Assistant): Damarius Jackson

ALPHABETICAL ROSTER

NO	NAME	POS
94	Cornelius Mann Jr.	DL
42	Gabe Marable	DL
18	Tavarian McCullum	DB
29	Robert McDaniel	DB
76	London McGowen	OL
27	Geoffrey McKelton	DB
6	Akeem McNair	WR
7	Tim McNair Jr.	WR
10	Wallace Melton	DB
77	Alex Middleton	DL
62	Michael Moment	OL
38	Rasul Muhammad	DB
89	Josh Perkins	WR
20	Chad Peters	DB
41	Jaylon Pitts	DB
17	Markevious Quinn	QB
72	Will Ready	OL
67	Deonta Reed	OL
55	Juandaris Reed	OL
51	Santonial Rice	LB
23	Brandon Rogers	RB
2	Malik Rodgers	WR
31	Equandric Ross	LB
40	Sheldon Russ	LB
70	Steffon Savage	DL
28	Jacorian Sewell	RB
29	Malik Shelley	WR
78	Eric Sherrod	OL
21	Andrew Smith	DB
58	Tyler Smith	DL
68	Braxton Spells	OL
16	Cameron Stoudamire	DB
25	Edwin Summerour	DB
28	Kobe Towns	DB
3	Derrick Travis	DB
57	Kodi Travis	OL
95	Trevor Vines	DL
33	Mikail Webb	LB
45	Jeremias Williams	LB
12	Kole Williams	QB
26	Ernest Woods III	DB
79	T.J. Yarbrough	OL